

2023 TENNESSEE TITANS

# MEDIA GUIDE



**ASCENSION SAINT THOMAS SPORTS PARK**

460 Great Circle Rd.  
Nashville, TN 37228  
615-565-4000

(same for training camp)

**TRAINING CAMP**

Ascension Saint Thomas Sports Park

**NISSAN STADIUM/TICKET OPERATIONS**

One Titans Way  
Nashville, TN 37213  
615-565-4200 (Ticket Dept.)  
615-565-4300 (Nissan Stadium Administration)  
Capacity: 69,143  
Online: [NissanStadium.com](https://www.NissanStadium.com), [TennesseeTitans.com/tickets](https://www.TennesseeTitans.com/tickets)

**TITANS FOOTBALL COMMUNICATIONS**

615-565-4100  
Robbie Bohren Vice President of Football Communications  
Jim Wyatt Senior Writer/Editor  
Dwight Spradlin Director of Football Communications  
Jared Puffer Associate Director of Football Communications  
Kaylee Connors Coordinator of Football Communications  
Travis McDaniel Football Communications Seasonal Assistant

**TITANS' OFFICIAL WEBSITE**

[www.TennesseeTitans.com](https://www.TennesseeTitans.com)

**MOBILE APP**

[apps.yinzcam.com/nfl/ten](https://apps.yinzcam.com/nfl/ten)

**SOCIAL MEDIA**

Facebook: @titans  
Instagram: @titans  
TikTok: @titans  
Twitter: @titans  
YouTube: /titans

**ONLINE MEDIA RESOURCES**

[www.TennesseeTitans.com/media](https://www.TennesseeTitans.com/media)  
[www.TennesseeTitans.com/mediaguide](https://www.TennesseeTitans.com/mediaguide)

**TITANS COLORS**

Titans Blue (Pantone 279), Titans Navy (289), Titans Red (186), Titans Silver (877 metallic), White, DK Steel Grey (425), Wolf Grey (429)

**DIVISION/CONFERENCE/LEAGUE TITLES**

- Two AFL Championships (1960, 1961)
- One AFC Championship (1999)
- Four AFL Eastern Division Championships (1960, 1961, 1962, 1967)
- Four AFC South Division Championships (2002, 2008, 2020, 2021)
- Three AFC Central Division Championships (1991, 1993, 2000)
- Four AFL Championship Game Appearances (1960, 1961, 1962, 1967)
- Five AFC Championship Game Appearances (1978, 1979, 1999, 2002, 2019)
- One Super Bowl Appearance (XXXIV)
- 25 Playoff Appearances (1960, 1961, 1962, 1967, 1969, 1978, 1979, 1980, 1987, 1988, 1989, 1990, 1991, 1992, 1993, 1999, 2000, 2002, 2003, 2007, 2008, 2017, 2019, 2020, 2021)

**TITANS/OILERS ALL-TIME RECORD**

**Regular Season:** **470-490-6**  
Home: 268-213-2  
Road: 202-277-4  
As Titans: 203-183-0  
As Oilers: 267-307-6  
**Postseason:** **17-23**  
Home: 6-7  
Road: 11-15  
Super Bowl (XXXIV): 0-1

**2023 TITANS SCHEDULE**

## PRESEASON

Day	Date	Opponent	Kickoff	TV
Sat	8/12	at Chicago	Noon	WKRN
Sat	8/19	at Minnesota	7 p.m.	WKRN
Fri	8/25	NEW ENGLAND	7:15 p.m.	WKRN

## REGULAR SEASON

Day	Date	Opponent	Kickoff	TV
Sun	9/10	at New Orleans	Noon	CBS
Sun	9/17	L.A. CHARGERS	Noon	CBS
Sun	9/24	at Cleveland	Noon	CBS
Sun	10/1	CINCINNATI	Noon	FOX
Sun	10/8	at Indianapolis	Noon*	CBS
Sun	10/15	BALTIMORE (London)	8:30 a.m.	NFLN
Sun	10/22	BYE		
Sun	10/29	ATLANTA	Noon*	CBS
Thu	11/2	at Pittsburgh	7:15 p.m.	Prime Video
Sun	11/12	at Tampa Bay	Noon*	CBS
Sun	11/19	at Jacksonville	Noon*	CBS
Sun	11/26	CAROLINA	Noon*	FOX
Sun	12/3	INDIANAPOLIS	Noon*	CBS
Mon	12/11	at Miami	7:15 p.m.*	ESPN
Sun	12/17	HOUSTON	Noon*	CBS
Sun	12/24	SEATTLE	Noon*	CBS
Sun	12/31	at Houston	Noon*	FOX
Sat/Sun	1/6-7	JACKSONVILLE	TBD	TBD

All kickoff times Central

\* Time, TV subject to change

**FRANCHISE TIMELINE**

1960–1996	Houston Oilers
1997	Team Relocates from Houston to Nashville
1997	Tennessee Oilers (Liberty Bowl, Memphis)
1998	Tennessee Oilers (Vanderbilt Stadium, Nashville)
1999–Present	Tennessee Titans (Nissan Stadium, Nashville)

**FRANCHISE CAREER RECORD HOLDERS**

Rushing Yards	Eddie George (1996–2003)	10,009
Passing Yards	Warren Moon (1984–1993)	33,685
Receiving Yards	Ernest Givins (1986–1994)	7,935
Receptions	Ernest Givins (1986–1994)	542
Interceptions	Jim Norton (1960–1968)	45
Sacks	Elvin Bethea (1968–1983)	105
Field Goals	Al Del Greco (1991–2000)	246
Points	Al Del Greco (1991–2000)	1,060
Touchdowns	<b>Derrick Henry</b> (2016–present)	81
Wins (Coach)	Jeff Fisher (1994–2010)	147
Wins (QB)	Steve McNair (1995–2005)	81

**FRANCHISE SEASON RECORD HOLDERS**

Rushing Yards	Derrick Henry (2020)	2,027
Passing Yards	Warren Moon (1991)	4,690
Receiving Yards	Charlie Hennigan (1961)	1,746
Receptions	Charlie Hennigan (1964)	101
Interceptions	Fred Glick (1963)	12
	Mike Reinfeldt (1979)	12
Sacks	Elvin Bethea (1973)	17
Field Goals	Al Del Greco (1998)	36
Points	Ryan Succop (2017)	136
	Al Del Greco (1998)	136
Touchdowns	Earl Campbell (1979)	19

# MEDIA GUIDE TABLE OF CONTENTS

## TEAM INFORMATION (2-6)

Fingertip Information . . . . .	2
Table of Contents . . . . .	3
Staff Directory . . . . .	4-6

## TITANS EXECUTIVES (7-13)

Amy Adams Strunk . . . . .	8
Burke Nihill . . . . .	9
Ran Carthon . . . . .	9
Adolpho Birch . . . . .	10
Chad Brinker . . . . .	10
Vin Marino . . . . .	11
Shannon Myers . . . . .	11
Adam Nuse . . . . .	12
Anthony Robinson . . . . .	12
Dan Werly . . . . .	13

## COACHING STAFF (14-40)

Mike Vrabel . . . . .	15-17
Shane Bowen . . . . .	18
Tim Kelly . . . . .	19-20
Craig Aukenman . . . . .	20-21
Brian Bell . . . . .	21
Scott Booker . . . . .	21-22
Kylan Butler . . . . .	22
Ryan Crow . . . . .	23
Tony Dews . . . . .	23-24
Justin Hamilton . . . . .	24-25
Chris Harris . . . . .	25
Jason Houghtaling . . . . .	26
Matt Jones . . . . .	27
Bobby King . . . . .	27-28
Zak Kuhr . . . . .	29
Anthony Levine . . . . .	29-30
Lori Locust . . . . .	30
Charles London . . . . .	31
Clinton McMillan . . . . .	31-32
Rob Moore . . . . .	32-33
Pat O'Hara . . . . .	33
Justin Outten . . . . .	34-35
Frank Piraino . . . . .	35
Tom Quinn . . . . .	36
Tyler Rouse . . . . .	37
Luke Stocker . . . . .	37-38
John Streicher . . . . .	38
Mike Sullivan . . . . .	38-39
Terrell Williams . . . . .	39-40

## VETERANS & DRAFT PICKS (41-223)

Rosters . . . . .	42-48
Alphabetical . . . . .	42-43
Numerical . . . . .	43-45
Pronunciation Guide . . . . .	45
Positional . . . . .	46-47
How They Were Built . . . . .	48
Azeez Al-Shaair . . . . .	49-51
Denico Autry . . . . .	52-56
Tre Avery . . . . .	57-58
Aaron Brewer . . . . .	59-60
Curtis Brooks . . . . .	61
Mike Brown . . . . .	62
Daniel Brunskill . . . . .	63-64
Treylon Burks . . . . .	65-66
Kevin Byard . . . . .	67-72
Chance Campbell . . . . .	73-74
Shyheim Carter . . . . .	75
Julius Chestnut . . . . .	76-77
Morgan Cox . . . . .	78-79
Andre Dillard . . . . .	80
Colton Dowell . . . . .	81-82
Jaelyn Duncan . . . . .	83
James Emepey . . . . .	84
Caleb Farley . . . . .	85-86
Kristian Fulton . . . . .	87-89
Jack Gibbens . . . . .	90-91
Luke Gifford . . . . .	92-93
Hassan Haskins . . . . .	94-96

Derrick Henry . . . . .	97-105
Amani Hooker . . . . .	106-109
DeAndre Hopkins . . . . .	110-117
Chris Jackson . . . . .	118-120
Jaleel Johnson . . . . .	121-123
Zack Johnson . . . . .	124
Jamarco Jones . . . . .	125
Naquan Jones . . . . .	126-127
Arden Key . . . . .	128-130
Mason Kinsey . . . . .	131-132
Harold Landry III . . . . .	133-137
John Leglue . . . . .	138
Corey Levin . . . . .	139-140
Will Lewis . . . . .	141-142
Alizé Mack . . . . .	143
Zach McCloud . . . . .	144
Roger McCreary . . . . .	145-146
Racey McMath . . . . .	147-148
Elijah Molden . . . . .	149-151
Chris Moore . . . . .	152-155
Sean Murphy-Bunting . . . . .	156-158
Xavier Newman . . . . .	159
Ben Niemann . . . . .	160-162
Thomas Odukoya . . . . .	163
Chig Okonkwo . . . . .	164-165
Sam Okuayinonu . . . . .	166-167
Jayden Peevy . . . . .	168
Nicholas Petit-Frere . . . . .	169
Kyle Philips . . . . .	170-171
Kevin Rader . . . . .	172-173
Dillon Radunz . . . . .	174-175
Monty Rice . . . . .	176-177
Justin Rigg . . . . .	178
Reggie Roberson Jr. . . . .	179
Jordan Roos . . . . .	180-181
Andrew Ruppich . . . . .	182
Tyler Shelvin . . . . .	183
Caleb Shudak . . . . .	184-185
Jeffery Simmons . . . . .	186-189
Peter Skoronski . . . . .	190
Tyjae Spears . . . . .	191-192
Ryan Stonehouse . . . . .	193-194
Ryan Tannehill . . . . .	195-204
Teair Tart . . . . .	205-207
Josh Thompson . . . . .	208-209
Jonathan Ward . . . . .	210-211
Rashad Weaver . . . . .	212-214
Trevon Wesco . . . . .	215-216
Nick Westbrook-Ikhine . . . . .	217-219
Josh Whyte . . . . .	220-221
Malik Willis . . . . .	222-223

## ROOKIE FREE AGENTS (224-234)

Shakel Brown . . . . .	225
Jacob Copeland . . . . .	225
Alonzo Davis . . . . .	226
Eric Garror . . . . .	226
Tre-Shaun Harrison . . . . .	227
Gavin Holmes . . . . .	227
Kearis Jackson . . . . .	228
Matthew Jackson . . . . .	228
Steven Jones Jr. . . . .	229
Tyrique Jones . . . . .	229
Anthony Kendall . . . . .	230
Armani Marsh . . . . .	230
Chuck McClelland . . . . .	231
TK McLendon Jr. . . . .	231
Caleb Murphy . . . . .	232
John Ojukwu . . . . .	232
Otis Reese IV . . . . .	233
Thomas Rush . . . . .	233
Trey Wolff . . . . .	234

## 2022 REVIEW (235-286)

2022-23 Transactions . . . . .	236-240
Participation Chart . . . . .	241-242
Regular Season Stats . . . . .	243
Regular Season Defensive Stats . . . . .	244

Game-by-Game Team Stats . . . . .	245-246
Game-by-Game Starters . . . . .	247
Game-by-Game Leaders . . . . .	248
Game-by-Game Individual Stats . . . . .	249-265
Field Goals and Scoring . . . . .	266-269
Game Summaries . . . . .	270-286

## RECORDS (287-330)

All-Pro and Pro Bowl Leaders . . . . .	288
League Season Leaders . . . . .	288
Leaders by Category . . . . .	289-293
Year-by-Year Leaders . . . . .	293-297
Individual Records . . . . .	298-309
Team Records . . . . .	310-317
Two-Point Conversions . . . . .	317-319
Shutouts . . . . .	319
Game-Winning Field Goals . . . . .	320
All-Time Return Touchdowns . . . . .	320-322
Top Performances . . . . .	322-329
100-Yard Rushing Games . . . . .	322-324
300-Yard Passing Games . . . . .	324-325
100-Yard Receiving Games . . . . .	325-327
Career 100- and 300-Yard Games . . . . .	328
Top Performances by Teammates . . . . .	329
Largest Win/Loss Margins . . . . .	330

## HISTORY (331-515)

Year-by-Year Stats, 1960-2022 . . . . .	332-394
Preseason . . . . .	395-397
All-Time Summary . . . . .	395
Year-by-Year Results . . . . .	395-397
Titans vs. the NFL . . . . .	398-405
Summary . . . . .	398
Team-by-Team Results . . . . .	399-405
Titans and the NFL Draft . . . . .	406-420
All-Time First-Rounders . . . . .	406
All-Time Selections . . . . .	407-419
Picks by University . . . . .	420
Trade History, 1997-2023 . . . . .	421-427
Free Agency History . . . . .	428-430
All-Time Coaches Roster . . . . .	431
Head Coaches Summary . . . . .	432
All-Time Player Roster . . . . .	433-442
All-Time Jersey Numbers . . . . .	443-451
Practice Squad Players . . . . .	452-454
NFL Europa Players . . . . .	455
Starting Quarterback Summary . . . . .	456
Year-by-Year Starting Quarterbacks . . . . .	457-462
Honors . . . . .	462-470
All-Pro Selections . . . . .	462-466
Pro Bowl Selections . . . . .	466-467
Miscellaneous Honors . . . . .	467-470
Titans/Oilers Hall of Fame & Ring of Honor . . . . .	471
Pro Football Hall of Famers . . . . .	472-482
Retired Jersey Numbers . . . . .	483
Oilers Logo History . . . . .	484
Stadium History . . . . .	485
Historical Highlights . . . . .	586-503
Win/Loss Records . . . . .	504-506
Home/Away Records . . . . .	504
Month-by-Month Records . . . . .	505
Situational Win-Loss Records . . . . .	506
Primetime Results . . . . .	507-508
Overtime History . . . . .	509-511
Hottest/Coldest Games . . . . .	511
All-Time Offensive Yards/Rankings . . . . .	512
All-Time Defensive Yards/Rankings . . . . .	513
Attendance . . . . .	514-515

## PLAYOFF HISTORY (516-553)

Franchise Playoff Game History . . . . .	517
All-Time Playoff Leaders . . . . .	518
Individual Records . . . . .	519-524
Team Records . . . . .	524-529
Big Days/Playoffs . . . . .	529
Game Summaries . . . . .	530-553

## TITANS STAFF DIRECTORY

### OWNERSHIP

Amy Adams Strunk . . . . Controlling Owner/Board of Directors Co-Chairman  
 Kenneth Adams . . . . . Board of Directors Co-Chairman  
 Barclay Adams  
 Susan Lewis

### EXECUTIVE LEADERSHIP

Burke Nihill . . . . . President & CEO  
 Adolpho Birch III . . . . . Chief External & League Affairs Officer  
 Shannon Myers . . . . . Senior Vice President & Chief Financial Officer  
 Adam Nuse . . . . . Senior Vice President & Chief Revenue Officer  
 Dan Werly . . . . . Senior Vice President & Chief Operating Officer

### FOOTBALL EXECUTIVE LEADERSHIP

Ran Carthon . . . . . General Manager  
 Mike Vrabel . . . . . Head Coach

### COACHING

Craig Aukerman . . . . . Special Teams Coordinator/Assistant Head Coach  
 Brian Bell . . . . . Assistant Director, Sports Performance  
 Scott Booker . . . . . Safeties  
 Shane Bowen . . . . . Defensive Coordinator  
 Kylan Butler . . . . . Offensive Assistant  
 Ryan Crow . . . . . Outside Linebackers  
 Tony Dews . . . . . Tight Ends  
 Justin Hamilton . . . . . Defensive Quality Control  
 Chris Harris . . . . . Defensive Pass Game Coordinator/Cornerbacks  
 Jason Houghtaling . . . . . Offensive Line  
 Matt Jones . . . . . Offensive Line Assistant  
 Tim Kelly . . . . . Offensive Coordinator  
 Bobby King . . . . . Inside Linebackers  
 Zak Kuhr . . . . . Inside Linebackers Assistant  
 Anthony Levine . . . . . Special Teams Assistant  
 Lo Locust . . . . . Defensive Quality Control  
 Charles London . . . . . Passing Game Coordinator/Quarterbacks  
 Clinton McMillan . . . . . Defensive Line Assistant  
 Rob Moore . . . . . Wide Receivers  
 Pat O'Hara . . . . . Pass Game Analyst  
 Justin Outten . . . . . Run Game Coordinator/Running Backs  
 Frank Piraino . . . . . Director, Sports Performance  
 Tom Quinn . . . . . Special Teams Assistant  
 Tyler Rouse . . . . . Assistant, Sports Performance  
 Luke Stocker . . . . . Offensive Assistant  
 John Streicher . . . . . Director, Football Administration  
 Mike Sullivan . . . . . Offensive Line Assistant  
 Terrell Williams . . . . . Assistant Head Coach - Defense/Defensive Line

### EQUIPMENT

Joey Barranco . . . . . Head Equipment Manager  
 Matt Thompson . . . . . Assistant Equipment Manager  
 Jerome Kline . . . . . Coordinator, Equipment Technology

### FOOTBALL COMMUNICATIONS

Robbie Bohren . . . . . Vice President, Football Communications  
 Jim Wyatt . . . . . Senior Writer & Editor  
 Dwight Spradlin . . . . . Director, Football Communications  
 Jared Puffer . . . . . Associate Director, Football Communications  
 Kaylee Connors . . . . . Coordinator, Football Communications

### FOOTBALL TECHNOLOGY

Anthony Pastrana . . . . . Vice President, Football Technology  
 Craig Patterson . . . . . Assistant Video Director  
 Alec Lambert . . . . . Video Assistant

### GROUNDS

Terry Porch . . . . . Director, Sports Field  
 Michael Henry . . . . . Manager, Sports Field  
 Dudley Johnson . . . . . Coordinator, Sports Field  
 Zachary McPherson . . . . . Sports Field Assistant  
 Chris Olson . . . . . Sports Field Assistant  
 Elijah Potter . . . . . Sports Field Assistant  
 Joey Thomas . . . . . Sports Field Assistant

### PLAYER ENGAGEMENT

Chic Ejiasi . . . . . Director, Player Engagement  
 James Mitchell . . . . . Coordinator, Player Engagement

### PLAYER PERSONNEL

Chad Brinker . . . . . Assistant General Manager, Football Strategy  
 Anthony Robinson . . . . . Assistant General Manager, Personnel  
 Vin Marino . . . . . Vice President, Football Administration  
 Sarah Bailey . . . . . Director, Football Research & Development  
 Brian Gardner . . . . . Director, Pro Scouting  
 Jon Salge . . . . . Director, College Scouting  
 Kevin Turks . . . . . Assistant Director, Pro Scouting  
 Bryce Wasserman . . . . . Manager, Football Strategy  
 Mike Boni . . . . . National Scout  
 Dale Thompson . . . . . National Scout  
 Brandon Taylor . . . . . Pro Scout  
 Casey Callahan . . . . . Area Scout  
 Patrick Callaway . . . . . Area Scout  
 TJ Earley . . . . . Area Scout  
 Matt Miller . . . . . College Scout  
 Tom Roth . . . . . Area Scout  
 Wes Slay . . . . . Area Scout  
 Max Curtis . . . . . Coordinator, Player Personnel  
 Rob Riederer . . . . . Coordinator, Pro Scouting  
 Patrick Woo . . . . . Coordinator, College Scouting  
 Corey Cooper . . . . . Assistant, Scouting  
 Mical Johnson . . . . . Assistant, Scouting  
 Aaron Sanders . . . . . Assistant, Scouting  
 Adam Bondi . . . . . Lead Developer, Football Technology  
 Matt Iammarino . . . . . Assistant Developer, Analytical Football Research

### SPORTS MEDICINE

Todd Toriscelli . . . . . Vice President, Sports Medicine  
 Matt Gregg . . . . . Associate Head Athletic Trainer  
 Mike Micca . . . . . Director, Physical Therapy/Assistant Athletic Trainer  
 Cam Baker . . . . . Assistant Athletic Trainer  
 Jon Takahashi . . . . . Assistant Athletic Trainer  
 Clay Taylor . . . . . Assistant Athletic Trainer  
 Lauren Silvio . . . . . Nutrition Coordinator

## TITANS STAFF DIRECTORY

### TEAM OPERATIONS

Brent Akers . . . . . Vice President, Team Operations  
 Chris Matussek . . . . . Director, Football Facilities & Team Operations  
 Nick Hardesty . . . . . Manager, Team Operations  
 Luke Morrow . . . . . Manager, Team Operations  
 David Maynor . . . . . Coordinator, Football Facilities & Team Operations  
 Kieran Gilbert . . . . . Assistant, Team Operations

### TEAM SECURITY

John Albertson . . . . . Director, Security  
 Brett Bumpus . . . . . Manager, Security & Safety  
 Jeb Johnston . . . . . Coordinator, Security  
 Enoch Lankford . . . . . Security Shift Supervisor  
 Sarah Lund . . . . . Security Shift Supervisor  
 Craig Smith . . . . . Security Shift Supervisor

### BROADCASTING

Mike Keith . . . . . Vice President, Broadcasting  
 Amie Wells . . . . . Associate Director, Broadcasting  
 Ashley Farrell . . . . . Senior Producer, Broadcasting  
 Jack Mummert . . . . . Coordinator, Broadcast Production

### BUSINESS ADMINISTRATION

Brooke Ellenberger . . . . . Vice President, Compliance  
 Katie Lilford . . . . . Administrative Officer  
 Leticia Johnson . . . . . Executive Assistant  
 Teresa Brewer . . . . . Receptionist

### BUSINESS INTELLIGENCE & ANALYTICS

Alex Knodel . . . . . Vice President, Business Intelligence  
 Tommy Francis . . . . . Director, Business Intelligence  
 Catie Hopkins . . . . . Senior Manager, Paid Media  
 Jacob Heinrich . . . . . Manager, Data & ETL Engineer  
 Zach Jones . . . . . Manager, Email Marketing  
 Cody King . . . . . Data Analyst  
 Sara DeVene . . . . . Coordinator, CRM  
 Alyssa Gallegos . . . . . Coordinator, Paid Media

### CLIENT SERVICES & HOSPITALITY

Stephanie Atkins . . . . . Vice President, Client Services & Hospitality  
 Erica Gallardo . . . . . Director, Membership Services  
 McKenzie Scott . . . . . Director, Client Services & Hospitality  
 Jamie Parham . . . . . Associate Director, Premium Services  
 Kady Cox . . . . . Manager, Premium Services  
 Sara Sabry . . . . . Manager, Premium Services  
 Taylor Dawson . . . . . Manager, Membership Experience & Communications  
 Cameron Faulkner . . . . . Coordinator, Premium Services  
 Cat Hunt . . . . . Specialist, Premium Experience  
 Jacob Carli . . . . . Senior Account Executive, Membership Services  
 Ryan Logan . . . . . Senior Account Executive, Membership Services  
 Drew Nipper . . . . . Senior Account Executive, Membership Services  
 Daniella Bernasconi . . . . . Account Executive, Club Membership Services  
 Nate Brubaker . . . . . Account Executive, Membership Services  
 Corbin Cothren . . . . . Account Executive, Membership Services

### CORPORATE PARTNERSHIPS

Brad McClanahan . . . . . Vice President, Corporate Partnerships  
 Patrick Scully . . . . . Director, Corporate Partnerships  
 Drew Silver . . . . . Director, Business Development  
 Kaity Diskerud . . . . . Manager, Corporate Partnerships Activation  
 Amanda Lockwood . . . . . Manager, Corporate Partnerships Activation  
 Lynne McCracken . . . . . Manager, Client Services  
 Shin Nagahama . . . . . Account Executive, Corporate Partnerships  
 Casey Wasserman . . . . . Coordinator, Corporate Partnerships Activation

### CREATIVE

Surf Melendez . . . . . Vice President & Executive Creative Director  
 Brian Myers . . . . . Senior Director, Production, Broadcast & Technology  
 David Schindler . . . . . Senior Director/Executive Producer, Event Presentation & Production  
 Nate Bain . . . . . Director, Social Media & Influencer Marketing Strategy  
 Nik Conklin . . . . . Director, Video Content  
 Donald Page . . . . . Director, Photography  
 Julia Perkins . . . . . Director, Project Management  
 Christine Zambetti . . . . . Director, Design  
 Kelly Church . . . . . Senior Graphic Designer  
 Todd Gray . . . . . Senior Producer, Video Content  
 Emily Starkey . . . . . Manager, Social Media  
 Michael Fertig . . . . . Producer, Video Content  
 Robert Togliatti . . . . . Production & AV Technician  
 Israel Vaides . . . . . Producer, Video Content  
 Steve Wisinski . . . . . Content Producer, Live Events & Broadcast  
 Troy Wisneski . . . . . Social Video Producer  
 Allie Mobley . . . . . Project Coordinator  
 Katie Moseley . . . . . Coordinator, Social Media  
 Jeanette Morley . . . . . Creative Content Coordinator

### FINANCE

Patrick Byrd . . . . . Vice President, Finance  
 Shereme Siewnarine . . . . . Senior Director, Finance  
 Sandi Krzynski . . . . . Controller  
 Shannon McPeters . . . . . Director, Payroll Services  
 Ryan Thramer . . . . . Director, Finance  
 LeeAnder Holden . . . . . Specialist, Accounting  
 Ben Rutter . . . . . Specialist, Accounting

### FINANCIAL PLANNING & ANALYSIS

Cam Cooper . . . . . Senior Director, Financial Planning & Analysis  
 Parker Shelton . . . . . Senior Financial Analyst

### FOUNDATION & COMMUNITY IMPACT

Johari Matthews . . . . . Vice President, Executive Director of the Titans Foundation  
 Ralph Ockenfels . . . . . Vice President, Business Development  
 Miranda McDonald . . . . . Director, Community Programs

## TITANS STAFF DIRECTORY

### INFORMATION TECHNOLOGY

Russ Hudson . . . . . Vice President, Information Technology  
 Canton Cooper . . . . . Senior Director, Information Technology  
 Paul Fenner . . . . . Director, Information Systems  
 Philip Holley . . . . . Cybersecurity Analyst  
 Colton Belmondo . . . . . Infrastructure & Security Administrator  
 Anthony King . . . . . Help Desk Administrator  
 Fabian Ortiz . . . . . Technology Support Specialist

### LEGAL

Valeria Williams . . . . . Associate General Counsel  
 John Shumate . . . . . Staff Legal Counsel

### MARKETING & COMMUNICATIONS

Kate Guerra . . . . . Vice President, Marketing & Communications  
 Josh Corey . . . . . Senior Director, Marketing & Social Responsibility  
 Jenny DeLoach . . . . . Director, Marketing - Fan Engagement  
 Jeff Harding . . . . . Director, Digital Strategy  
 Jackie Goodwin . . . . . Associate Director, Gameday Entertainment  
 Savannah Howie . . . . . Manager, Public Relations & Corporate Communications  
 Caroline Palmer . . . . . Manager, Marketing & Social Responsibility  
 Claire Stefanelli . . . . . Manager, Digital Platforms  
 Justin Sullivan . . . . . Manager, Mascot  
 Brooke Johnson . . . . . Coordinator, Marketing  
 Chris Lee . . . . . Coordinator, Marketing & Fan Engagement  
 CJ Zavada . . . . . Coordinator, Marketing & Fan Engagement  
 Jeremy Schutte . . . . . Coordinator, Marketing & Social Responsibility

### PEOPLE & CULTURE

Allie Lessmiller . . . . . Vice President, People & Culture  
 Tina Tuggle . . . . . Vice President, DEI Officer  
 Hailey Langowski . . . . . Director, Benefits & Compensation  
 Susanna Adams . . . . . Manager, Employee Engagement  
 Erin Martindale . . . . . Coordinator, People & Culture

### PREMIUM SALES

Andy Bradshaw . . . . . Senior Director, Premium Sales  
 Ali MirRasekhian . . . . . Manager, Premium Sales  
 Brandon Yunker . . . . . Account Executive, Premium Sales

### STADIUM EVENTS & EXPERIENCE

Ashlee Stokely . . . . . Vice President, Stadium Events & Experience  
 Sam Fischer . . . . . Director, Stadium Experience  
 Rachel Guymon . . . . . Director, Special Events  
 Austin Mitchell . . . . . Director, Stadium Events  
 Haley Schaafsma . . . . . Manager, Special Events  
 Gaby Bardfield . . . . . Senior Coordinator, Stadium Events  
 Keith Bremer . . . . . Senior Coordinator, Stadium Experience  
 Austin Kindred . . . . . Senior Coordinator, Stadium Experience  
 Leah Allison . . . . . Coordinator, Special Events  
 Colleen Coomes . . . . . Coordinator, Booking & Events

### STADIUM OPERATIONS

Bob Flynn . . . . . Vice President, Facilities & Game Day Operations  
 Jeremy Wells . . . . . Senior Director, Stadium Operations  
 Kellen DeCoursey . . . . . New Stadium Project Executive  
 Derek Amelunke . . . . . Manager, Audio/Visual  
 James Arel . . . . . Manager, Stadium Operations  
 George Sargent . . . . . Manager, Engineering  
 Wray Gabelmann . . . . . Coordinator, Stadium Operations  
 Marterrio Johnson . . . . . Coordinator, Stadium Operations  
 Scot Baldwin . . . . . Electrician  
 Jose Reyes . . . . . Maintenance Technician  
 Jerry Woodall . . . . . Maintenance Technician  
 Tim Young . . . . . Maintenance Technician  
 Jim Bohling . . . . . Operations Technician  
 Clifford Thomas . . . . . Operations Technician

### STADIUM SECURITY

David Haywood . . . . . Senior Director, Guest Safety  
 Les Carlisle . . . . . Manager, Traffic & Parking  
 Jeni Zahn . . . . . Manager, Guest Safety  
 Larry Burcher . . . . . Security Shift Supervisor  
 James Strohmeier . . . . . Security Shift Supervisor  
 Kolby Crowe . . . . . Coordinator, Guest Safety

### STRATEGIC OPERATIONS

Ginny Needham . . . . . Associate Chief of Staff  
 Carter Speers . . . . . Manager, Strategic Operations  
 Maddie Burnett . . . . . Office Coordinator

### TICKET OPERATIONS

Chris Sprunger . . . . . Senior Director, Ticket Operations  
 Lauren Dilger . . . . . Associate Director, Ticket Operations  
 Matt Youtsey . . . . . Associate Director, Ticket Operations  
 Eric Schmitz . . . . . Manager, Ticket Operations  
 Ryan Geissbuhler . . . . . Coordinator, Ticket Operations  
 Hailey Schmitt . . . . . Coordinator, Ticket Operations

### TICKET SALES


Jim Rice . . . . . Vice President, Ticket Sales  
 Matt Mango . . . . . Director, Group Sales  
 Joey Meredith . . . . . Director, Ticket Sales  
 Tramaine Parks . . . . . Manager, Inside Sales  
 Bryanna Graham . . . . . Senior Account Executive, Group Sales  
 Jordan Johnson . . . . . Senior Account Executive, Ticket Sales  
 Claudia Davis . . . . . Account Executive, Business Development  
 Nick Gorski . . . . . Account Executive, Group Sales  
 Natalie Page . . . . . Account Executive, Group Sales  
 Carli Anderson . . . . . Account Executive, Ticket Sales  
 Jackson Duncan . . . . . Account Executive, Ticket Sales  
 Sara Gonzalez . . . . . Account Executive, Ticket Sales  
 Mike Scharfenberg . . . . . Account Executive, Ticket Sales  
 Seth Suckow . . . . . Account Executive, Ticket Sales  
 Cameron Vinson . . . . . Account Executive, Ticket Sales  
 Cole Hill . . . . . Inside Sales Executive  
 Sam Hutcheson . . . . . Inside Sales Executive  
 Allie Johnson . . . . . Inside Sales Executive



TENNESSEE TITANS  
**EXECUTIVES**

# AMY ADAMS STRUNK

CONTROLLING OWNER/BOARD OF DIRECTORS CO-CHAIRMAN



Amy Adams Strunk assumed the role of controlling owner of the team in March 2015. She also serves as the co-chairman of the franchise's Board of Directors.

In her time as controlling owner Strunk has transformed the franchise through her vision, commitment and decisions that have set the team on an ascending trajectory. Team President/CEO Burke Nihill, General Manager Ran Carthon and Head Coach Mike Vrabel have been tasked with executing her vision. Additionally, she has annually committed significant resources to upgrade Nissan Stadium and the team's practice facility, Ascension Saint Thomas Sports Park. Strunk also continues to grow the administrative staff for the franchise with significant additions across all departments.

All those changes and investments translated to success on the field as the Titans went from a three-win team in 2015, to posting six consecutive winning seasons (2016-21), playoff berths in four of the last six years, a trip to the AFC Championship game in 2019, back-to-back division titles (2020, 2021) and the top seed in the AFC playoffs in 2021. It was the franchise's first division title since 2008, first consecutive division titles since 1960-62, first appearance in the AFC Championship game since 2002, and the streak of six consecutive winning seasons was the longest in the "Titans era" (1999-present).

Her direction and leadership were instrumental for state and local government approval in 2023 of a new, enclosed stadium on the east bank of the Cumberland River, which is slated to open in 2027.

In the spring of 2018, she collaborated with Nashville city officials to secure the 2019 NFL Draft for downtown Nashville. By any measure, the 2019 NFL Draft was the most successful in NFL history, drawing a record 600,000 fans to downtown Nashville over the three-day event and setting television ratings records. In June of 2019, Strunk was honored by the Tennessee Sports Hall of Fame as the "Tennessean of the Year," for her role in bringing the NFL Draft to Nashville and her work to transform the franchise into a consistent winner.



Amy Adams Strunk with Burke Nihill, Ran Carthon and Mike Vrabel.

Impacting communities has been an important centerpiece of her ownership tenure. In 2021, a combined \$200,000 (monetary donation and in-kind aid) went to support the Waverly (Tenn.) community following devastating flooding. When a tornado struck Nashville and Middle Tennessee in 2020, Strunk stepped up to donate \$1 million from the Titans Foundation to the Community Foundation of Middle Tennessee to help those affected by the disaster. In July 2019, Strunk presented \$450,000 in grant funding to 10 local non-profit organizations.

One of the daughters of Titans franchise founder K.S. "Bud" Adams, Jr., Strunk was raised on football and is proud of her father's role in founding the American Football League as well as the decades of leadership he provided not only to the Titans franchise, but also to the National Football League. Her goal is to build upon that legacy and establish the Titans as one of the league's elite franchises.

An independent businesswoman for more than 30 years, Strunk formerly served as President of both Kenada Farms and the Little River Oil and Gas Company. She has also been significantly involved in the family's farming and ranching businesses.

"I believe in hiring good people and letting them do their jobs," said Strunk. "Everything should revolve around what's best for the Titans and not around the owner. While I talk frequently with the leaders of the Titans as I do with all of our family's companies, the people in our football operations need the control and latitude necessary to create an exciting and competitive team.

"Our business staff needs the same freedom in order for our organization to reach its full potential and to continue to create a first-class fan experience at Nissan Stadium. Decisions will always be made based on what is best for the team to reach our goals of becoming one of the elite franchises of the NFL and enriching the communities of Nashville and Middle Tennessee.

"Nashville is one of the most dynamic and rapidly growing cities in the nation with a very promising future," said Strunk. "We are proud to be a part of Nashville and Middle Tennessee, and we want the Titans to be a leader in providing opportunities for people and businesses in the city and the region to achieve their dreams."

In 2016, Strunk was appointed to the NFL's Hall of Fame Committee. Her appointment continues a family legacy, as her father was a long-time member of the committee. Additionally, in 2017, Strunk was named to the Board of Trustees for the Pro Football Hall of Fame.

A graduate of the University of Texas with a degree in history, Strunk is an avid horse enthusiast whose other interests include farming, ranching, tennis and a variety of other outdoor activities. She also served as a volunteer coach of both the boys and girls varsity tennis teams at her daughter's high school.

Never one to turn down a challenge, during the 2017 offseason, Strunk accepted an invitation to skydive with members of the Army's Golden Knights to kick off draft week.

Strunk is married to her husband Bill. She has three children — Tracy, Tommy, and Blanche, who are all avid sports fans and outdoor enthusiasts.



## BURKE NIHILL

### PRESIDENT AND CEO



Burke Nihill is in his eighth season with the Titans, and his fourth as the team's President and Chief Executive Officer. He joined the organization as General Counsel in 2016.

During his time with the Titans, Burke has overseen the team's bid for Nashville's record-breaking 2019 NFL Draft, the expansion and renovation of the practice facility, and more recently, the approval of a public-private partnership to build a new, enclosed stadium in the midst of a transformational new town center on Nashville's East Bank.

Among his first projects as CEO, Burke led the team's development of a new mission statement – "Win, Serve, Entertain" – which has become a centering statement for the franchise. The statement guides strategy and decision-making throughout the organization, from the football team and content creators to human resources and fan engagement.

In his previous roles with the team, Burke led the club's legal and human resources functions and worked on club initiatives related to state and local government, company culture, and general business planning and strategy for both the Titans and Nissan Stadium.

Before joining the Titans, Burke worked in various legal and management roles across a range of industries, including technology, big-box retail and professional services.

Burke received his bachelor's degree in Business Administration from Illinois Wesleyan University and his law degree with honors from Chicago-Kent College of Law.

Burke lives in the Nashville area, with his wife, Holly, and their three children.

## RAN CARTHON

### GENERAL MANAGER



The Tennessee Titans hired Ran Carthon as the franchise's 14th General Manager in January. Carthon joined the Titans after spending six seasons (2017-22) with the San Francisco 49ers, including the last two as the team's Director of Player Personnel.

Carthon brought 15 years of scouting experience from multiple teams to Tennessee. While in San Francisco, he was the 49ers Director of Pro Personnel for four seasons (2017-20) and then promoted to Director of Player Personnel for the last two seasons (2021-22). In his role as Director of Player Personnel, Carthon was responsible for evaluating the top college prospects and assisting in the construction of the pro free agent board and evaluations. He joined the 49ers when Head Coach Kyle Shanahan and General Manager John Lynch took over in 2017 and played a part in the team's success, which includes three playoff appearances, two division titles and an NFC Championship in 2019. Additionally, the 49ers had nine players account for 13 total Pro Bowl selections in the last two seasons (seven selections in 2021 and six in 2022) – evidence of the talented roster the personnel staff amassed.

In his first offseason with the Titans Carthon re-worked the roster adding wide receiver DeAndre Hopkins, tackle Andre Dillard, outside linebacker Arden Key, linebacker Azeez Al-Shaair, cornerback Sean Murphy-Bunting, tight end Trevon Wesco and linebacker Luke Gifford in free agency. In his first draft, offensive lineman Peter Skoronski and quarterback Will Levis were selected in the first two rounds.

Before joining San Francisco, Carthon spent five seasons (2012-16) with the St. Louis/Los Angeles Rams as their Director of Pro Personnel. He entered the NFL scouting world as a pro scout with the Atlanta Falcons for four years (2008-11).

As a player, Carthon spent three seasons in the NFL (2004-06) primarily with the Indianapolis Colts, after entering the league as an undrafted college free agent. At the University of Florida, he tallied 1,353 career rushing yards over four seasons and was part of the Gators 2000 SEC Championship team.

Carthon was raised in an NFL family with his dad, Maurice, having a distinguished playing and coaching career. His father played for the New York Giants and Indianapolis Colts, and he coached for New England, New York Jets, Detroit, Dallas, Cleveland, Arizona and Kansas City.

Following his playing career, Carthon received his bachelor's degree in sociology from the University of Florida in 2008. As a member of the Rams (2013) and 49ers (2018) he was selected to participate in the NFL Career Development Symposium at the Wharton School of Business. And in 2022, he took part in the inaugural NFL coach and front office accelerator program.

Born Arandic Kornell Carthon in February of 1981, in Osceola, Ark., he attended Key West High School in Key West, Fla.



Ran Carthon with Burke Nihill in January 2023.

# ADOLPHO BIRCH

CHIEF EXTERNAL & LEAGUE AFFAIRS OFFICER

Adolpho Birch is in his fourth season with the Titans. His responsibilities include league and legal affairs, government relations, DEI efforts, community impact and the Titans Foundation.


Since returning to Nashville, Birch has been a catalyst for enhancing the team's Community Impact footprint and reformulating the vision and reach of the Titans Foundation. He also has taken on a key role in the advancement of a new stadium and development along the city's East Bank, working with City and State officials and leading stakeholder engagement efforts throughout the state.

As an advisor to Commissioners Paul Tagliabue and Roger Goodell, Birch held multiple senior-level roles during his 23-year tenure at NFL headquarters. Prior to joining the Titans, Birch served as the NFL's Senior Vice President of Labor Policy & League Affairs, overseeing the negotiation and enforcement of policies critical to the integrity of the game, including those on substances of abuse, performance-enhancing drugs, gambling and personal conduct. He also advanced the NFL's legislative and governmental efforts on key issues such as youth concussion prevention and treatment, the league's tax status and the FCC's blackout rule. Leading the NFL's player engagement efforts, he focused on continuing education, financial education, career development and clinical assistance designed to support player and employee off-field success.

Birch began his career as a judicial law clerk for Thomas Wiseman, Chief Judge of the U.S. District Court for the Middle District of Tennessee, then as an associate at Fulbright & Jaworski in Houston. A Nashville native and graduate of Father Ryan High School, Birch earned degrees from Harvard University and Vanderbilt University School of Law.

Birch serves on several professional and philanthropic governing boards, including the Vanderbilt University Board of Trust; Sports Lawyers Association; Partnership Tennessee; and the Business of Sports School in New York. In May 2021, he was elected to the Board of Directors for Ingram Industries. That same month, he was named a director and committee chair for the federally established Horseracing Integrity and Safety Authority. In January 2022, he was appointed to the Tennessee Access to Justice Commission. He was named a Best of the Bar honoree by the Nashville Business Journal in 2021 and 2022.

His father, A.A. Birch, Jr., was the first African American Chief Justice of the Tennessee Supreme Court. In 2006, the City of Nashville named its new criminal justice building after him. His mother, Dr. Janet Scott Birch, was a longtime Professor of Clinical Psychology at Meharry Medical College and active community organizer.



# CHAD BRINKER

ASSISTANT GENERAL MANAGER, STRATEGY

Chad Brinker enters his first season with the Titans as Assistant General Manager, after being hired in February. He joins the Titans after spending 13 seasons with the Green Bay Packers, most recently as Personnel/Football Administration Executive.

In his role with the Titans, Brinker will oversee the analytics department and salary cap management, while also providing scouting evaluations of college and pro players.


While at the Packers, Brinker helped direct the team's pro personnel department, which included development of strategies for unrestricted free agency and the undrafted free agent process, while also doing year-round analysis of the other NFL rosters. Additionally, Brinker worked with the General Manager and Director of Football Operations to incorporate long-range planning for player contract management related to the salary cap.

Brinker brings a variety of experiences to the Titans personnel department. Prior his promotion in Green Bay, he spent three seasons (2017-19) as Assistant Director of Pro Scouting/Salary Cap Analyst. He spent six seasons (2012-17) as a Pro Scout for the Packers, which also included some college scouting responsibilities. He originally joined Green Bay as a Scouting Assistant in 2010.

As a player, Brinker was a two-time All-Mid-American Conference selection at running back for Ohio University, while also competing on the Bobcat track team. He also earned two degrees while at Ohio – a bachelor's degree in specialized studies and a master's degree in sports administration. Brinker signed with the New York Jets as an undrafted college free agent in 2003.

Following his playing career, he worked for two Fortune 100 companies before joining the Packers personnel department. In 2021, Brinker earned an executive MBA from Northwestern University's Kellogg School of Management, a top-5 business school.

Brinker and his wife have three children. He enjoys reading, writing, teaching, traveling, and playing basketball.



## VIN MARINO

### VICE PRESIDENT OF FOOTBALL ADMINISTRATION

Vincent Marino is in his 17th season with the Titans and 13th as Vice President of Football Administration in 2023. He originally joined the organization in 2007, as the Senior Director of Football Administration after spending 18 years at the NFL offices in New York.

Marino's primary responsibilities include the management of the Titans' salary cap and player contract negotiations. He interacts closely with Titans General Manager Ran Carthon and Assistant General Manager Chad Brinker on numerous football-related issues.

Marino also serves as the Titans liaison with the NFL office regarding labor and contract issues, as well as player personnel matters. In 2014, he was selected to participate in the prestigious NFL's Career Development Symposium at the Wharton School of Business in Philadelphia. Currently, he is a member of the NFL Player Insurance Trust; and additionally, he sits on the appeals panels for the NFL Player Tuition Assistance Plan and the NFL Severance Pay Plan.

During his time with the NFL's Management Council, Marino spent eight years in the Player Personnel Department (Analyst, 1990-95; Manager/Player Personnel, 1995-98) and eight years in Labor Operations (Sr. Manager of Labor Operations, 1998-03), the last three as the Director

of Labor Operations (2003-06). Marino gained expertise in various capacities and his experience includes: being a primary club contact for player contract valuations, enforcing the rules of the CBA (collective bargaining agreement), salary cap regulation and participating in a strategic group related to forming the CBA between the league and the players.

Additionally, he assisted the league in Super Bowl game operations and served as a replay communicator at numerous games during his tenure. He originally joined the NFL as an assistant in the Public Relations department, where he spent two years.

Born and raised in the Bronx, N.Y., Marino graduated from the Bronx High School of Science and went on to earn summa cum laude honors from Fordham University. While at Fordham, he earned a communications degree and is a member of Phi Beta Kappa.

Marino and his wife, Nikoleta, have two sons: Nikolas and Alexander.



## SHANNON MYERS

### SENIOR VP AND CHIEF FINANCIAL OFFICER

Shannon Myers is SVP, Chief Financial Officer for the Tennessee Titans. She originally joined the franchise as Vice President of Finance in 2021.

Myers oversees the financial operations and information technology needs for the Tennessee Titans, Nissan Stadium and the Tennessee Titans Foundation. Her primary responsibilities include management of all corporate accounting and financial reporting, as well as establishing budgets, forecasting and managing cash flow. In addition, she oversees the club's people and culture team which focuses on employee engagement, employee development and benefits and compensation administration, while ensuring the club prioritizes diversity, equity and inclusion. Myers is also the executive sponsor for the Titans Professional Women's Network and the Sustainability Committee.

Prior to joining the club, Myers worked in public accounting with Ernst & Young (EY) in Nashville for over 10 years. As an Assurance Senior Manager with EY, she advised clients on technical accounting issues, financial reporting requirements, process improvement opportunities and strengthening internal controls. While at EY, she held several leadership

roles including co-leading the Nashville Professional Women's Network, founding/leading the Nashville Working Mom's Network, serving on the Nashville People Advisory Forum, and serving as a member of the EY Faculty Network instructing various internal EY training events.

Myers is a native of Portage, Mich. She is a graduate of Western Kentucky University, where she was captain of the softball team her senior season and majored in accounting. She is currently a registered Certified Public Accountant (CPA) in the State of Tennessee. Family is very important to her as she enjoys spending time with her husband, Graham, and their three boys. She is also passionate about sustainability and serving in the community with her fellow Titans family.



## ADAM NUSE

### SENIOR VP AND CHIEF REVENUE OFFICER

Adam Nuse is SVP, Chief Revenue Officer for the Tennessee Titans. Nuse joined the Titans in 2021 and has held several other roles including Senior VP, Business Operations.

Nuse leads the team's revenue generating areas, including Ticketing, Corporate Partnerships, Client Services & Hospitality and Stadium Events & Experience.

Prior to joining the Titans in 2021, Nuse spent five seasons as General Manager and Chief Operating Officer of the Nashville Sounds, overseeing all day-to-day operations related to the organization. Under his leadership, the Sounds broke attendance records and were regularly recognized by industry publications as leaders in operational excellence and fan experience. Most recently in 2019, Baseball America awarded the Sounds with its prestigious Freitas Award in recognition of the club's community involvement, long-term business success and consistent operational excellence.

Nuse currently serves on the Nashville Sports Council Board of Directors and the Nashville Sports Authority's Women's Professional Sports Committee. He also serves on the board of directors for Boy Scouts of America, Middle Tennessee and the Bowling Green East Little League. The Texas native holds a bachelor's degree in business administration from the University of Oklahoma, a master's degree in organizational leadership from Western Kentucky University, and a doctorate in sports administration from Wichita State University.

He enjoys spending his time with his wife Sarah, and three children Lucy, Lola, and Hank.



## ANTHONY ROBINSON

### ASSISTANT GENERAL MANAGER, PERSONNEL

Anthony Robinson enters his first season with the Titans as Assistant General Manager, after being hired in May. He joins the Titans after 15 years with the Atlanta Falcons, most recently as their Director of College Scouting.

In his role with the Titans, Robinson will oversee the scouting staff, both college and pro.

Robinson was the Falcons Director of College Scouting for four years (2019-22). Last year, the Falcons 2022 draft class produced the team's leading receiver in first-round selection Drake London, their leading rusher in fifth-rounder Tyler Allgeier and their fifth-ranked tackler in second-round selection Troy Andersen. During his 15 years with the Falcons, the team earned six playoff appearances, three division titles and one NFC Championship.

Prior to becoming the Falcons Director of College Scouting, Robinson spent eight years (2011-18) as a regional college scout – first in the Southeast

region and then over the Eastern half of the country. He originally joined the Falcons as a scouting assistant in 2008, a role he held for three years (2008-10). Additionally, Robinson spent two years (2007-08) as a scouting assistant intern with BLESTO Scouting, two years (2005-07) as an undergraduate assistant coach (wide receivers) with Florida State and one year (2006) as an intern in the player personnel department for the Baltimore Ravens.

A native of Tallahassee, Fla., Robinson began his college career as a running back at Morgan State, before transferring to Florida State, where he earned his degree in Sports Management.

Robinson has two daughters, Asia and Averi.



# DANIEL WERLY

## SENIOR VICE PRESIDENT AND CHIEF OPERATING OFFICER



Daniel Werly is SVP, Chief Operating Officer for the Tennessee Titans. Werly joined the Titans in 2020 and has held several other roles including General Counsel and Chief of Staff.

Werly oversees the legal, compliance, strategic operations, business strategy and stadium operations departments for the Tennessee Titans and Nissan Stadium.

Prior to joining the Titans, Werly was the first General Counsel of Major League Soccer's Nashville Soccer Club and worked at several law firms, primarily focusing on representing professional sports teams and leagues. He sits on the boards of W.O. Smith School of Music and the Pedigree Foundation and is on the Advisory Board of the American Bar Association's Sports Division. He has also served as an Adjunct Professor of Law at Vanderbilt University Law School and Charleston School of Law.


Werly is a native of Libertyville, Ill. He earned his undergraduate degree from Miami University (Ohio), majoring in Sports Studies and Business Legal Studies, and his law degree from Georgetown University Law Center. He resides in Nashville with his wife Liz, sons Jack and Campbell, and their dog Birdie.



TENNESSEE TITANS  
**COACHING STAFF**

# MIKE VRABEL

## HEAD COACH



Mike Vrabel is in his sixth season with the Titans after being named the 19th head coach in franchise history on Jan. 20, 2018.

During his first five seasons in Tennessee, Vrabel led the Titans to a 50-37 overall record, four winning seasons, three postseason appearances, two division titles and appearance in an AFC Championship game.

Vrabel, who enters 2023 as the NFL's ninth-longest tenured head coach with his current team, is the organization's fourth head coach to serve for at least five complete seasons, joining Wally Lemm (1966–1970), Bum Phillips (1975–1980) and Jeff Fisher (1994–2010). Measured against each member of the group in years one through five of their respective terms, Vrabel's 50 wins from 2018 to 2022 set a new benchmark, and his .575 winning percentage (50-37) ranked second behind only Phillips, who was 48-32 (.600) in his initial five years with the Oilers.

Vrabel finished the 2022 campaign ranked third in Titans/Oilers history in total career wins among head coaches. His 50 wins trailed only franchise Ring of Honor members Fisher (147) and Phillips (59).

With playoff appearances in 2019, 2020 and 2021, Vrabel became the sixth head coach in Oilers/Titans history to coach at least three playoff teams. The others are Fisher (six), Jack Pardee (four), Phillips (three), Jerry Glanville (three) and Lemm (three). The Titans won back-to-back AFC South titles in 2020 and 2021, marking the first time the organization accomplished the feat since the Oilers won the first three AFL Eastern division titles from 1960 to 1962. The team had not gone to the playoffs in three consecutive seasons since a seven-year postseason stretch by the Oilers from 1987 to 1993.

Situationally, Vrabel's teams have fared well among the NFL leaders in several categories. From 2018 to 2022, the Titans had a .640 winning percentage in three-point games (16-9), which ranked second in the league behind only the Green Bay Packers (.658). In the same period, their .855 winning percentage (47-8) in regular season games in which they had a fourth-quarter lead tied for sixth in the NFL. Vrabel's team was 5-2 in overtime games from 2018 through 2022, tying the Kansas City Chiefs (5-0) for the second-most overtime wins behind the Las Vegas Raiders (7-3). On the road, the Titans were 28-18 (.561), tying for the league's sixth-best road record.

From 2018 to 2022, the Titans had the NFL's second-best rushing offense, averaging 139.9 yards per game on the ground. Only the Baltimore Ravens



were better (170.8). The offense ranked first in the NFL in the red zone, scoring touchdowns on 66.8 percent of drives inside the opponent's 20-yard line (173 of 259), and the Titans also had the NFL's ninth-best team passer rating at 95.8.

On the other side of the ball, the Titans ranked fourth in rushing defense from 2018 to 2022, allowing 100.2 rushing yards per contest. Also in that five-year stretch, the Titans were seventh in scoring defense (21.8 opponent points per game).

During the 2022 season, the Titans led the NFL in total number players used for the second consecutive season. A total of 86 players took the field for at least one game, partly as a result of 31 players being placed on injured reserve from the time the roster was cut to 53 players through the end of the campaign. The Titans relied heavily upon their youth, as rookies combined for 145 games played (tied for third in the NFL) and 56 starts (sixth).

The 2022 Titans led the NFL in rushing defense for the first time as a team since 2003. They allowed only 1,307 total rushing yards for a league-best average of 76.9 yards per contest—the second-best finish in franchise history (73.4 in 1960). The Titans also ranked third in third-down defense in 2022, allowing a conversion rate of 34.2 percent (77 of 225).

Following the 2021 season, Vrabel received one of the NFL's highest honors when he was named the Associated Press NFL Coach of the Year after directing the Titans to a 12-5 regular-season record. The Titans won the AFC South, and they claimed the top seed in the AFC playoff field for the first time since 2008. They did so despite needing to use 91 total players during the season—the most in NFL history in a non-strike year. From after the final preseason roster cuts through the end of the season, the team placed 26 different players on injured reserve and 21 different players on the reserve/COVID-19 list, plus additional practice squad players that received those designations.

The 2021 Titans ranked second in rushing defense (84.6 yards allowed per game), 12th in total defense (329.8), sixth on third down (36.7 percent), sixth in scoring defense (20.8 points per game) and ninth in sacks (43). Offensively, the Titans finished fifth in rushing (141.4 yards per game) despite missing Derrick Henry for nine games due to injury. The offense also ranked eighth on third down (43.6 percent), fifth in the red zone (63.9 percent) and first in goal-to-go efficiency (87.5 percent).

In 2020, the Titans made their second consecutive playoff appearance under Vrabel. The Titans won the 2020 AFC South title with an 11-5 record in the regular season, claiming their best record and first division title since going 13-3 in 2008. They finished with a 5-1 record within the division and a 6-2 mark in road games, all while navigating the challenges of the COVID-19 pandemic.

The Titans led the NFL in 2020 with a plus-11 turnover differential. Their 23 takeaways ranked seventh in the NFL, while their 12 turnovers were the second-fewest in the league and tied for the ninth-lowest number since the NFL went to a 16-game schedule in 1978.

The 2020 Titans tied for second place in total offense (396.4 yards per game) and ranked fourth in scoring offense (30.7 points per game). They became the first team in NFL history to generate at least 2,500 rushing yards (2,690) and 3,500 net passing yards (3,653) while surrendering 25 or fewer sacks (25). Their 6,343 total yards and 381 first downs established franchise records, while their 491 points amounted to the organization's second-best total. The Titans joined the 1997 Detroit Lions as the only teams in NFL history to feature a 2,000-yard rusher (2,027 by Henry), a

3,000-yard passer (3,819 by Ryan Tannehill) and a 1,000-yard receiver (1,075 by A.J. Brown).

In 2019, Vrabel led the franchise to the AFC Championship game for the first time since 2002, after posting his second consecutive 9-7 mark in the regular season. His 20 wins over the first two seasons were the second most in franchise history (Pardee, 21 wins) and he became the first head coach to win multiple playoff games within the first two years. The 2019 Titans became just the third team since 1990 to bounce back from a 2-4 start (or worse) and reach a conference title game (2002, Titans and 1996, Jacksonville).

The 2019 squad ranked in the NFL's top 10 in scoring margin (eighth, +71), turnover margin (sixth, +6), offensive yards per play (fourth, 6.12), rushing offense (third, 138.9 yards per game), red-zone efficiency (first, 75.6 percent), total touchdowns (tied for third, 54) and third-down defense (eighth, 36.3 percent). Individually, Henry led the NFL in rushing, Tannehill was the league's highest rated passer and Brown was the NFL's leading rookie receiver.

In his first season as a head coach, Vrabel guided the Titans to a 9-7 record and to within one game of a playoff berth, all while enduring one of the NFL's toughest schedules. The Titans played a league-high nine games during the regular season against seven eventual playoff qualifiers, and their four wins against playoff clubs tied for the most in the league. Only New England, the Los Angeles Rams and Carolina had as many. The Titans committed only 82 penalties in 2018. Not only was that number the best in franchise history over a 16-game season, but it was also the lowest total by an NFL team since 2014.

The Titans improved from having the 13th-ranked NFL defense in 2017 to an eighth-overall ranking in 2018 (333.4 yards allowed per game). They finished third in scoring defense at 18.9 points allowed per game, recording their best mark since 2008. The 2018 Titans defense also ranked second in the red zone (44.7 touchdown percentage), 10th on third down (36.6 percent), sixth in passing defense (216.9 yards per game), second in touchdowns allowed (32) and first in fourth-quarter defense (65.9 yards per game).

The 2018 Titans offense relied heavily upon a strong running attack. Averaging 126.4 rushing yards per game, the team upgraded from the NFL's 15th-ranked rushing offense the year before Vrabel arrived to the seventh-ranked rushing offense in 2018.

Vrabel ascended quickly to his position as a head coach following a 14-year playing career as a linebacker with the Pittsburgh Steelers (1997-2000), New England Patriots (2001-08) and Kansas City Chiefs (2009-10). He spent three years as an assistant coach at Ohio State (2011-13) and four years on the Houston Texans staff (2014-17), including 2017 as the defensive coordinator, before he was hired to his current post by Titans controlling owner Amy Adams Strunk.

Vrabel's accomplishments as a player included three Super Bowl wins (2001, 2003 and 2004), one Pro Bowl selection (2007) and an All-Pro honor (2007). He appeared in 206 NFL games and totaled 57 sacks, 496 tackles, 11 interceptions (one returned for a touchdown), 20 forced fumbles and nine fumble recoveries. A cerebral and versatile athlete, he also saw action as a tight end and totaled 10 touchdown receptions. Additionally, his teams advanced to the playoffs eight times (20 postseason games), with Vrabel recording eight postseason sacks and two additional postseason touchdown receptions.

In May 2023, the Patriots organization and owner Robert Kraft announced that Vrabel had been voted by the team's fans into the Patriots Hall of Fame.

Vrabel has spent his football life around accomplished leaders. After entering the NFL as a player in 1997, he played or coached under Bill Belichick, Bill Cowher, Romeo Crennel, Urban Meyer and Bill O'Brien. He gleaned attributes from each that helped form his philosophies as a head coach.

Upon arriving in Tennessee, Vrabel stated: "We want to build a culture



around winning, competitiveness and toughness. Everything we do is going to be geared towards winning and being physical. We want to prepare our players so they know what to do, which will allow them to play fast and aggressive."

Vrabel likewise made his own indelible impression on the same group of coaches. Upon the trade of Vrabel from the Patriots to the Chiefs in 2009, Belichick, who coached Vrabel his entire time in New England, made this comment: "Mike Vrabel epitomizes everything a coach could seek in a professional football player: toughness, intelligence, playmaking, leadership, versatility and consistency at the highest level. Behind the scenes, Mike's wit and personality is one of the things we have all enjoyed about coming to work every day. The toughest aspect of my job is the day I stop coaching people like Mike, who did everything in his power to contribute to team success. Of all the players I have coached in my career, there is nobody I enjoyed working with more than Mike."

Vrabel joined the Titans after four seasons with O'Brien at the Houston Texans, spending the first three seasons (2014-16) coaching linebackers and one year (2017) as the team's defensive coordinator. During his time in Houston, the Texans built one of the top defenses in the NFL and experienced tremendous success as a team, earning division titles in 2015 and 2016.

In 2017, Vrabel's first year as a defensive coordinator, the Texans finished the campaign with 19 players on injured reserve. Despite the setbacks, he led the defense to the fifth-best third-down percentage in the NFL and a franchise-record 3.97 yards per carry by opponents. Houston also had 18 different players record at least half a sack and 26 players tally at least one tackle for loss.

As the Texans linebackers coach from 2014-16, Vrabel helped mold several top-notch performers within his position group, including Jadeveon Clowney, Whitney Mercilus, Benardrick McKinney and Brian Cushing. During those three seasons, the Texans defense ranked third in the NFL in yards allowed per game (319.9) and net passing yards (218.4). Houston also ranked first in third-down defense (33.6 percent), fourth in opponent completion percentage (59.5) and sixth in points allowed per game (19.8).

The 2016 Texans ranked number one in the NFL – for the first time in franchise history – in total defense, surrendering only 301.3 yards per game. The defense also gave up the fewest first downs per game (17.0) and second-fewest net passing yards per game in the league (201.6). Clowney, Mercilus and McKinney all earned second-team All-Pro honors, while Clowney was named to the Pro Bowl for the first time in his career after posting then personal bests with 52 tackles, six sacks, 16 tackles for loss and 17 quarterback hits. Mercilus led the team in sacks for the first time in his career with 7.5 quarterback takedowns and tied for the NFL lead with four defensive fumble recoveries. McKinney led the team with a then career-high 129 tackles and became the second player in franchise history with over 100 tackles and five sacks in a season.





The 2015 Texans had the top third-down defense in the NFL, allowing a 28.5 percent conversion rate, which was the lowest percentage in franchise history and the lowest by any NFL team since the 2003 Titans (27.7 percent). The 2015 defense also set a franchise mark with 45 sacks – 22.5 of which came from Vrabel's linebacking corps. The 2015 squad also finished third in the NFL in net yards per game (310.2) and net passing yards allowed per game (210.4) and tied for seventh in points allowed per game (19.6). Cushing's 110 tackles led the linebacking corps and were the third-highest mark of his career. Mercilus enjoyed the best year of his career as he set a personal high with 12 sacks.

Prior to joining the NFL coaching ranks, Vrabel transitioned immediately from an NFL player to college coach. He started as the linebacker coach at Ohio State in 2011 and coached the defensive line from 2012–2013. In 2012, the Buckeyes finished the season undefeated at 12-0, and Vrabel was named Big Ten Recruiter of the Year by ESPN.com. That same

season, he coached four Ohio State defensive linemen who were either drafted into the NFL or signed free agent contracts.

Vrabel was selected by the Pittsburgh Steelers in the third round (91st overall) of the 1997 NFL Draft after playing four years at Ohio State (1993-96). With the Buckeyes, he was a dominant performer, earning back-to-back All-American honors and becoming the first two-time winner of the Big Ten Conference Defensive Lineman of the Year Award (1995 and 1996). He graduated from Ohio State with a degree in exercise science.

Joined by former Ohio State teammates Luke Fickell and Ryan Miller, Vrabel co-founded the 2nd & 7 Foundation. The non-profit's mission is "to promote reading by providing free books and positive role models to kids in need while encouraging young athletes of the community to pay it forward." Founded in 1999 in Columbus, Ohio, the 2nd & 7 Foundation now has reading programs across the country. Students receive books from the foundation's original "Hog Mollies" series.

A native of Akron, Ohio, Vrabel attended Walsh Jesuit High School. He and his wife, Jennifer, have two sons: Tyler and Carter.

#### **Mike Vrabel's Coaching Timeline:**


**2018-23:** Head Coach, Tennessee Titans  
**2017:** Defensive Coordinator, Houston Texans  
**2014-16:** Linebackers, Houston Texans  
**2012-13:** Defensive Line, Ohio State  
**2011:** Linebackers, Ohio State

#### **Mike Vrabel's Playing Timeline:**

**2009-10:** Linebacker, Kansas City Chiefs  
**2001-08:** Linebacker, New England Patriots  
**1997-2000:** Linebacker, Pittsburgh Steelers  
**1993-96:** Defensive End, Ohio State

# SHANE BOWEN

## DEFENSIVE COORDINATOR



Shane Bowen is in his sixth season with the Titans and his eighth season coaching in the NFL. He was promoted to defensive coordinator in 2021 after spending his first three seasons with the Titans as outside linebackers coach.

In his first two seasons as defensive coordinator, Bowen directed one of the NFL's stingiest defenses against the run and one of the best defensive units on third down. From 2021 through 2022, opponents averaged a league-low 80.7 rushing yards per game (2,745 total) against the Titans. In that span, Bowen's defense allowed a total of two individual 100-yard rushers—one in each season. At the same time, the defense allowed a third-down conversion rate of 35.4 percent (154 of 435), which ranked third behind the Buffalo Bills (34.1) and Baltimore Ravens (34.9).

In 2022, the Titans led the NFL in rushing defense for the first time since 2003, surrendering a league-low average of 76.9 yards per contest (1,307 total) for the second-best finish in franchise history (73.4 in 1960). The Titans also ranked third in third-down defense in 2022, allowing a conversion rate of 34.2 percent (77 of 225). The 28 total starters used on defense was the second-highest total in the NFL, and the 40 total players used on defense led the league.

In 2021, Bowen's first season as defensive coordinator, the Titans ranked second in the NFL in rushing defense (84.6). Only one individual rusher all season accumulated more than 70 rushing yards in a game against the Titans.

The 2021 defense tied for ninth in sacks (43), while outside linebacker Harold Landry III (12 sacks) and defensive linemen Denico Autry (nine sacks) and Jeffery Simmons (8.5) made up the NFL's only trio with at least eight sacks each. In the divisional playoffs, the Titans set a new franchise postseason record and matched the NFL postseason record with nine sacks against the Cincinnati Bengals.

Bowen's unit also ranked 12th in total defense (329.8 per game), sixth on third down (36.7 percent) and sixth in scoring defense (20.8 points per game) in 2021.

Landry, Simmons and safety Kevin Byard were all named to the Pro Bowl following the 2021 campaign, with Byard adding first-team All-Pro honors. It was the first of two consecutive Pro Bowl nods for Simmons.

In 2020, Bowen added defensive play-caller to his responsibilities as outside linebackers coach. The Titans defense ranked seventh in the NFL with 23 takeaways, which tied for the most by a Titans defense since 2013 (25). The Titans also tallied 15 interceptions, which ranked seventh in the NFL and the most by the Titans since 2012 (19).

With Bowen as his position coach for the first three seasons of his career, Landry totaled a team-high 19 sacks from 2018 through 2020. Other than Jevon Kearse (36.0), Landry produced the highest sack total by a Titans/Oilers player in his first three NFL seasons since individual sacks became an official NFL statistic in 1982. In 2020, Landry led the team with a career-high 32 quarterback pressures and a career-high 10 tackles for loss.

Among Titans outside linebackers in 2019, Landry (nine sacks) and Kamalei Correa (five) achieved career highs in sacks, while undrafted rookie Derick Roberson added three sacks.

In 2018, the Titans defense ranked eighth overall (333.4 yards per game), third in points allowed (18.9 per game), 10th on third down (36.6 percent) and second in the red zone (44.7 touchdown percentage). Bowen helped two rookies—Landry, a second-round draft pick, and undrafted free agent Sharif Finch—combine for six sacks.

Bowen joined the Titans after spending two seasons with the Houston Texans as a defensive assistant. In 2017, despite being beset by key injuries, the Texans ranked fifth in third-down defense and set a franchise record for fewest yards per carry by opponents (3.97). In 2016, he was part of a coaching staff that produced the NFL's top-ranked defense (301.3 yards allowed per game) for the first time in franchise history. The 2016 squad, which also gave up the fewest first downs (17.0) and second-fewest net passing yards (201.6) per game, won the AFC South Division and advanced to the Divisional Playoff Round.

Before joining the Texans, Bowen was hired by Kennesaw State University in 2013 as one of the first coaches to help launch the school's new football program. The team's first season was 2015, and with Bowen serving as linebackers coach, the Owls went 6-5 in the Big South Conference.

Bowen spent the 2012 campaign as a defensive graduate assistant at Ohio State. He assisted with the defensive line, a unit that produced two first-team All-Big Ten selections and the conference's Defensive Player of the Year, former Texans outside linebacker John Simon. The Buckeyes concluded the year with a 12-0 mark and ranked No. 3 nationally.

The 2012 season at Ohio State was the first time Bowen and current Titans head coach Mike Vrabel were on the same staff. They reunited from 2016-17 with the Texans.

Bowen began his coaching career as a student assistant at Georgia Tech after an injury ended his playing career during his junior season. He finished the year assisting with the linebackers before being named an offensive graduate assistant in 2010. He held that position for two years before leaving for Ohio State.

As a three-year letterman at outside linebacker for Georgia Tech, he started 10 games and had a streak of 38 consecutive games played. He helped the Yellow Jackets win Atlantic Coast Conference (ACC) Coastal Division titles in 2006 and 2008. The team also played in three consecutive bowl games, participating in the 2007 Gator Bowl, 2007 Humanitarian Bowl and 2008 Chick-fil-A Bowl.

Bowen, named to the Dean's List three times while at Georgia Tech, earned a Bachelor of Science degree in business management in 2009, and a master's degree in workforce development and education from Ohio State in 2014. He is a native of Pickerington, Ohio.


He and his wife, Courtney, have a daughter, Harper Belle, and a son, Brooks.

### **Shane Bowen's Coaching Timeline:**

<b>2021-23:</b>	Defensive Coordinator, Tennessee Titans
<b>2018-20:</b>	Outside Linebackers, Tennessee Titans
<b>2016-17:</b>	Defensive Assistant, Houston Texans
<b>2013-15:</b>	Linebackers, Kennesaw State
<b>2012:</b>	Defensive Graduate Assistant, Ohio State
<b>2010-11:</b>	Offensive Graduate Assistant, Georgia Tech
<b>2009:</b>	Assistant Linebackers, Georgia Tech

## TIM KELLY

### OFFENSIVE COORDINATOR



Tim Kelly is in his second season with the Titans and his 10th season coaching in the NFL. He was promoted to offensive coordinator in 2023 after serving as passing game coordinator in 2022. Prior to arriving in Tennessee, he spent eight seasons with the Houston Texans, including three campaigns as their offensive coordinator.

In 2022, Kelly's duties included work with the Titans tight ends, putting together the first- and second-down passing game, and helping with the offensive plan in the red zone. The team's tight ends collectively ranked seventh in the NFL at their position with 952 receiving yards, including 450 yards by fourth-round draft pick Chig Okonkwo, who established a new franchise record for rookie tight ends and led all NFL rookie tight ends in 2022. On first and second down, the Titans offense averaged 7.6 passing yards per attempt, which tied for the sixth-best mark in the league, and in the red zone, their touchdown rate of 64.3 percent ranked sixth.

Kelly joined the Texans in 2014 as an offensive quality control coach and added assistant offensive line duties in 2016. He served as tight ends coach from 2017 to 2018, and in 2019, he was promoted to offensive coordinator, a title he held through 2021 while also coaching quarterbacks in 2020. During his time in Houston, the Texans won the AFC South title on four occasions (2015-16, 2018-19).

In 2021, third-round rookie quarterback Davis Mills appeared in 13 games with 11 starts for the Texans. He set a franchise rookie record with 2,664 passing yards, completing 263 of 394 attempts (66.8 pct.) for 16 touchdowns, 10 interceptions and a 88.8 passer rating. Mills led the NFL with a 116.8 passer rating in the red zone. Additionally, veteran wide receiver Brandin Cooks recorded a career-high 90 receptions for 1,037 yards and six touchdowns.

In 2020, the Texans offense led the NFL in yards per reception (12.6) and yards per play (6.4), while quarterback Deshaun Watson led the NFL and set the franchise's single-season record with 4,823 passing yards. Watson also ranked first in yards per attempt (8.9), second in passer rating (112.4) and third in completion percentage (70.2).

In Kelly's first season as offensive coordinator in 2019, the Texans put together a 10-6 regular season and captured the AFC South title. Houston added several pieces that Kelly worked into the offense, including tackle Laremy Tunsil, wide receiver Kenny Stills, and running backs Duke Johnson and Carlos Hyde. Tunsil was named to his first career Pro Bowl, while Hyde put together the first 1,000-yard season of his six-year career. The Texans had three Pro Bowl selections on offense: Tunsil, Watson and wide receiver DeAndre Hopkins. Houston finished the season with a 3,500-yard passer (Watson), a 1,000-yard rusher (Hyde) and a 1,000-yard receiver (Hopkins) for the first time since 2012. The Texans tied the team record for most overall touchdowns scored (46) in a single season and set franchise records for highest red-zone touchdown percentage (64.2) and fewest three-and-outs (24).

In 2018, the Texans captured an AFC South title with an 11-5 record, which marked the second-most wins in a season in franchise history and the first season with double-digit wins since 2012. Under Kelly, rookie tight end Jordan Thomas posted 20 receptions for 215 yards (10.8 avg.) and four touchdowns in 16 games (10 starts), matching Andre Johnson for the second-most touchdown receptions by a rookie in franchise history. Houston also got production from rookie tight end Jordan Akins with 17 receptions for 225 yards (13.2 avg.) in 16 games (six starts) while the veteran in the group, Ryan Griffin, posted 24 receptions for 305 yards (12.7 avg.) in 14 games (11 starts).

In Kelly's first season overseeing tight ends in 2017, mainstays C.J. Fiedorowicz (five games) and Griffin (seven games) were limited to the fewest games of their respective careers after landing on injured reserve. In their stead, second-year tight end Stephen Anderson led the group with career highs of 25 receptions for 342 receiving yards (13.7 avg.) and a touchdown. The Texans tied for the fewest dropped passes in a single season in franchise history with only 14. The Texans scored 30 or more points six times, which tied the franchise record (2012). Houston also threw for the third-most passing touchdowns in a single season in franchise history (28) and the most 25-plus-yard completions in a single season in franchise history (38).

Kelly helped the Texans win back-to-back AFC South division championships in 2015-16 and post three straight winning seasons—both firsts in franchise history. In Kelly's first three years with the team, the Texans ranked third in the AFC and sixth in the NFL in rushing (119.8 yards per game).

In 2016, the offensive line paved the way for running back Lamar Miller to become just the fourth player in team history to eclipse 1,000 yards on the ground despite starting six different combinations along the offensive line and playing just one full game with both starting tackles. After finishing 9-7, the Texans won their Wild Card matchup with the Oakland Raiders and advanced to the Divisional Round for the third time in franchise history.

In 2015, Houston claimed its first AFC South division championship since 2012 and became the first NFL team since 1950 to earn a trip to the postseason with four different starting quarterbacks winning at least one regular season game.

The 2014 Texans ranked fifth in the NFL in rushing yards per game (135.1) and eighth in average time of possession (30:53). Ryan Fitzpatrick started 12 games and posted then-single-season career highs in passer rating (95.3) and completion percentage (63.1). Prior to his NFL coaching career, Kelly was at Penn State (2012-13), where he served as a graduate assistant after having held the same position at Ball State in 2011.

Before he went to Ball State, Kelly was the defensive coordinator, defensive line coach and recruiting coordinator at Minnesota State-Moorhead for the 2010 season.

Kelly spent the 2008-09 seasons at Illinois-Wesleyan, where he was the defensive line coach for the 2009 CCIW Championship team that ranked ninth among all defenses at the NCAA Division-III level. He also coached two first-team all-conference selections.

Kelly played defensive tackle at Eastern Illinois, starting all 48 games in his collegiate career and serving as the team's captain in 2007. He was named to the Capital One Academic All-District V Team in 2006 and 2007.

A native of Chicago Heights, Ill., Kelly starred at Marian Catholic High School, where he is a member of the East Suburban Catholic Conference Hall of Fame. He received his bachelor's degree in sports administration from Eastern Illinois in 2008 and his master's degree in sport management from Illinois State in 2010.

His brother, Dennis, is an NFL offensive lineman who spent five seasons with the Titans.

Kelly and his wife, Katie, have two daughters, Norah and Quinn.

**Tim Kelly's Coaching Timeline:**

**2023:** Offensive Coordinator, Tennessee Titans  
**2022:** Passing Game Coordinator, Tennessee Titans  
**2021:** Offensive Coordinator, Houston Texans  
**2020:** Offensive Coordinator/Quarterbacks, Houston Texans  
**2019:** Offensive Coordinator, Houston Texans  
**2017-18:** Tight Ends, Houston Texans  
**2016:** Offensive Quality Control/Asst. Offensive Line, Houston Texans

**2014-15:** Offensive Quality Control, Houston Texans  
**2012-13:** Graduate Assistant, Penn State  
**2011:** Graduate Assistant, Ball State  
**2010:** Defensive Coordinator/Defensive Line, Minnesota State-Moorhead  
**2008-09:** Defensive Graduate Assistant, Illinois Wesleyan

**CRAIG AUKERMAN****SPECIAL TEAMS COORD./ASST. HEAD COACH**

Craig Aukerman enters his seventh season with the Titans, his sixth season leading the special teams and his fifth season as assistant head coach. The 2023 campaign is his 14th NFL campaign and his 24th year coaching. He originally joined the Titans in 2017 as assistant special teams coach.

In 2022, Aukerman helped rookie punter Ryan Stonehouse lead the league and set a new NFL record with a 53.10-yard gross punting average, breaking the mark established by Sammy Baugh in 1940 (51.40). Stonehouse also finished fourth in the NFL and set a rookie record with a 44.0-yard net average. Kicker Randy Bullock made 17 of 20 field goals (85.0 percent) and made all 28 extra point attempts. Additionally, long snapper Morgan Cox was named to the Pro Bowl.

From 2017 to 2021, Aukerman's first five seasons in Tennessee, punter Brett Kern ranked second in the NFL among qualifiers with a 42.5-yard net punting average. In the same period, the Titans ranked 10th in punt return average (8.8 yards) and had the fifth-fewest special teams penalties in the NFL (67).

In 2021, Bullock finished ninth in franchise history with 120 points in a single season, while Kern had the league's third-best ratio of punts inside the 20 to touchbacks (18:1). Chester Rogers ranked fifth in the NFL with a 9.8-yard punt return average, the best by a Titans player since 2012 (13.2 by Darius Reynaud). The kickoff coverage unit ranked eighth in the league (20.3-yard average).

In 2020, Aukerman managed three punters, two kickers and two long snappers who saw playing time during the season. Kern's 59.5 percent (22 of 37) of punts placed inside the 20 was the best of any player with at least 30 punts in a season since 1991. Stephen Gostkowski's seven 50-yard field goals established a new franchise record, and Gostkowski's 46 extra points ranked fourth in club annals.

In 2019, Tennessee tied New England for the NFL lead with four total blocked kicks and punts (three field goals and one extra point). It was the team's highest number of total blocks in its "Titans era" (1999 to present). The Titans' three blocked field goals in 2019 were the most in the NFL and the most by the club since 1997.

Also in 2019, the Titans finished fourth in the NFL in net punting. Kern was named to his third consecutive Pro Bowl, and he added first-team Associated Press All-Pro honors. His 37 punts inside the 20 led the NFL, and his 43.1-yard net average ranked second in team history.

The 2019 Titans tied for sixth place in the NFL with only 14 special teams penalties, following a season in 2018 with just nine special teams penalties, which ranked second in the NFL behind Minnesota (eight). From 2000 through 2018, the lowest previous single-season penalty total for the Titans special teams units was 14 infractions in 2002. Only the Vikings had fewer

total special teams flags than the Titans from 2018-19.

In 2018, the Titans set a new NFL record for kickoff return average (32.0), becoming the first team in NFL history to average more than 30.0 yards per kickoff return in a season. Darius Jennings' 31.7-yard kickoff return average set a new individual franchise record, and his 94-yard touchdown return at Miami was one of two special teams touchdowns on the season. The other came on a fake punt against Houston on a 66-yard touchdown pass from Kevin Byard to Dane Cruikshank.

Kern's 41.7-yard net average ranked second in team annals at the time (surpassed in 2019). His 39 punts placed inside the 20-yard line set a franchise record, and his 52.7 percent of punts (39 of 74) placed inside the 20 led the NFL.

In 2017, with Aukerman serving as assistant special teams coach, Kern's 44.6-yard net average ranked second in NFL history, and his 49.7-yard gross average was eighth in league annals. Both numbers led the NFL. Additionally, kicker Ryan Succop tied a franchise record with 136 points during the season, while his 35 field goals tied for second place in team history.

Aukerman joined the Titans after four seasons (2013-16) with the San Diego Chargers, first as an assistant special teams coach (2013-15) and then as the special teams coordinator (2016). In 2016, second-year kicker Josh Lambo led the NFL in touchbacks (67) and rookie punter Drew Kaser ranked 10th in the NFL for average (46.3).


Aukerman broke into the NFL as a defensive assistant for the Denver Broncos in 2010 and then joined the Jacksonville Jaguars in the same capacity in 2011. In 2012, he was an assistant special teams coach with the Jaguars.

Aukerman has 10 years of coaching experience on the collegiate level. He spent time coaching at Kent State (2009), Miami (Ohio) (2005-08 & 2001-02), Western Kentucky (2003-04) and University of Findlay (Ohio) (2000).

He was a two-time NAIA All-American at the University of Findlay, where he played defensive back and wide receiver from 1995-98.

Founded the Aukerman Family Foundation, which is dedicated to positively impacting local youth by providing scholarships to college-bound students and sponsoring programs that strengthen family relationships through sports. For the past three years, Aukerman has hosted a youth football camp at his alma mater, McComb High School, in Hancock County, Ohio.

Aukerman and his wife, Summer, have two sons: Cayden and Bryce.



**Craig Aukerman's Coaching Timeline:**

**2019-23:** Special Teams Coordinator/Assistant Head Coach, Tennessee Titans  
**2018:** Special Teams, Tennessee Titans  
**2017:** Assistant Special Teams, Tennessee Titans  
**2016:** Special Teams Coordinator, San Diego Chargers  
**2013-15:** Assistant Special Teams, San Diego Chargers  
**2012:** Assistant Special Teams, Jacksonville Jaguars

**2011:** Defensive Assistant, Jacksonville Jaguars  
**2010:** Defensive Assistant, Denver Broncos  
**2009:** Linebackers, Kent State  
**2005-08:** Linebackers & Co-Special Teams Coordinator, Miami (Ohio)  
**2003-04:** Linebackers & Special Teams Coordinator, Western Kentucky  
**2001-02:** Graduate Assistant, Miami (Ohio)  
**2000:** Wide Receivers, University of Findlay (Ohio)

**BRIAN BELL****ASSISTANT DIRECTOR OF SPORTS PERFORMANCE**

Brian Bell is in his ninth season coaching in the NFL, his sixth season with the Titans and his first year as assistant director of sports performance. He joined the Titans in 2018 as a strength and conditioning assistant and was named sports performance coordinator in 2022.

During his first eight NFL seasons, Bell was a part of five playoff teams and four division winners.

In 2021, Bell was on a coaching staff that earned its third consecutive playoff appearance. The Titans won their second straight AFC South title, compiling a 12-5 record during a season in which they used an NFL-record 91 total players. In 2020, the Titans went 11-5 to win their division for the first time since 2008. The 2019 Titans advanced to the AFC Championship Game for the first time since 2002.

Prior to joining the Titans, Bell spent three seasons with the Houston Texans as assistant strength and conditioning coach. He was a member of back-to-back AFC South division championships in his first two campaigns in Houston.

Bell was an assistant strength and conditioning coach at Penn State from 2012-13.


Prior to accepting his position with the Texans, Bell was co-owner of The Athletic Factory, a sports performance center in Bowie, Md. From 2011-12, he served as the head football strength and conditioning coach at his high school alma mater, DeMatha Catholic, in Hyattsville, Md.

Bell was a tight end and fullback at Kent State from 2002-06. In 2007, Bell signed with the Washington Commanders as an undrafted free agent and served on the team's practice squad.

Bell and his wife, Crystal, have two daughters, Logan and Parker, and a son, Brian Jr.

**Brian Bell's Coaching Timeline:**

**2023:** Assistant Director of Sports Performance, Tennessee Titans  
**2022:** Sports Performance Coordinator, Tennessee Titans  
**2018-21:** Strength and Conditioning Assistant, Tennessee Titans  
**2015-17:** Assistant Strength and Conditioning, Houston Texans  
**2012-13:** Assistant Strength and Conditioning, Penn State  
**2011-12:** Head Strength and Conditioning, DeMatha Catholic High School

**SCOTT BOOKER**  
**SAFETIES**

Scott Booker is in his sixth season with the Titans and in his fourth season as safeties coach. He arrived in Tennessee in 2018 as a defensive assistant following 15 years of college coaching experience.

In 2022, Booker helped Kevin Byard lead the Titans with four interceptions and 106 tackles. It was Byard's second consecutive season in which he led the squad in interceptions, and it was his third straight campaign (2020-22) leading the defense in tackles—all under Booker's tutelage. Safety Andrew Adams, who did not join the team until Week 3, recorded 11 starts, registered a career-high 60 tackles, and he added an interception for a touchdown.

In 2021, Booker helped Byard earn first-team All-Pro and Pro Bowl honors. Byard became the franchise's first player to lead the team in tackles (88) and interceptions (five) in the same season since the team began tracking individual tackle statistics in 1974, and his 13 passes defended led all NFL safeties. Meanwhile, Amani Hooker was a full-time starter for the first time in his career and totaled a career-best 62 tackles.


In 2020, Byard led the team and set a career high with 111 tackles, while Hooker emerged as a playmaker for the defense in his second season, tying

for the team lead with four interceptions. As a unit, the Titans defense ranked seventh in the NFL with 15 interceptions, which was most by the Titans since 2012.

In 2019, Booker helped Byard and Kenny Vaccaro solidify themselves as one of the NFL's top safety duos. Each safety started all 16 games, a first for the team since 2010. Byard's five interceptions tied for the second-highest total among all NFL safeties, and only four teams had more interceptions from their safeties than the six combined from Byard and Vaccaro during the regular season. In the playoffs, Byard and Vaccaro each notched an interception in a divisional round win at Baltimore.

As a defensive assistant focused on the safeties in 2018, Booker helped Byard accumulate four interceptions and worked to acclimate Vaccaro to the Titans defense after the veteran was added during training camp. The Titans ranked sixth in the NFL in passing defense (216.9 yards per game), and they ranked eighth in the league with an opponent passer rating of 88.4.

Prior to joining the Titans, Booker coached safeties and special teams for



Nebraska in 2017.

Booker spent seven years at Notre Dame, first as an offensive intern from 2010-11 and then as tight ends and special teams coordinator from 2012-16. During his time in South Bend, the Fighting Irish participated in six bowl games, including the 2012 BCS National Championship Game and the 2015 Fiesta Bowl. In 2012, tight end Tyler Eifert won the John Mackey Award and was a consensus first team All-American. Eifert, along with tight ends Ben Koyack and Troy Niklas, were all drafted in the NFL after playing under Booker.

On special teams under Booker's watch, kicker Kyle Brindza set Notre Dame career records for field goals (57), field-goal attempts (81) and 50-yard field goals (four), while also establishing the top three single-season point totals by a kicker in Irish history. From 2015-16, Booker's special teams units scored six touchdowns, including four in 2015, which was the most by a Notre Dame team since 2000. The previous year (2014), Notre Dame led the nation in blocked kicks.

Booker was the secondary coach at Western Kentucky in 2009 after playing and coaching under former Titans defensive coordinator Dean Pees at Kent State. After playing in the secondary for the Golden Flashes when Pees

was the head coach, he joined the coaching staff as a graduate assistant from 2003-04 and then served as the secondary coach from 2005-08. In that time, he developed a pair of NFL Draft picks in Jack Williams and Usama Young and helped Kent State rank first or second in the MAC in pass efficiency defense, pass defense and interceptions in 2006.

The Pittsburgh, Pa., native was a four-year letter winner for the Golden Flashes from 1999 to 2002, and he was named to the MAC all-academic team in 2001. He earned his bachelor's in business administration from Kent State in 2003, and his master's in sport studies in 2006.

He and his wife, Jennifer, have one daughter, Morgan.

#### **Scott Booker's Coaching Timeline:**

<b>2020-23:</b>	Safeties, Tennessee Titans
<b>2018-19:</b>	Defensive Assistant, Tennessee Titans
<b>2017:</b>	Safeties and Special Teams Coordinator, Nebraska
<b>2012-16:</b>	Tight Ends and Special Teams Coordinator, Notre Dame
<b>2010-11:</b>	Offensive Intern, Notre Dame
<b>2009:</b>	Secondary, Western Kentucky
<b>2005-08:</b>	Defensive Backs, Kent State
<b>2003-04:</b>	Graduate Assistant, Kent State

## KYLAN BUTLER

### OFFENSIVE ASSISTANT

Kylan Butler is in his third season with the Titans. He initially arrived in Tennessee for the 2021 season as part of the NFL Bill Walsh Diversity Coaching Fellowship and earned a full-time role in 2022. He previously spent seven years coaching at the collegiate level.

Prior to his arrival in Tennessee, Butler spent two seasons coaching wide receivers at Morehead State University. He also served as co-special teams coordinator in 2019 and was promoted to associate head coach for 2020-21.

After Morehead State's fall 2020 season was postponed due to the COVID-19 pandemic, the team played in the spring of 2021. Butler helped wide receiver BJ Byrd earn unanimous first-team All-Pioneer League honors as the senior finished as the conference's leader with eight touchdown receptions.

Butler spent two years at Glenville (W.Va.) State College, first as running backs coach in 2017 and then as offensive coordinator/wide receivers coach in 2018.

Butler began his coaching career at his alma mater, the University of Arizona, breaking in with Rich Rodriguez's staff in 2014 and spending three total seasons as an offensive graduate assistant. He worked with the receivers while assisting with all facets of the offense and recruiting as part of two bowl teams and one division championship team (2014).


A native of Antioch, Calif., he won a state championship at De La Salle High School prior to his career at Arizona. Butler appeared in 35 career games as a running back and on special teams for the Wildcats. He played on four bowl teams and was a founding member and vice president of Arizona's chapter of Uplifting Athletes, an organization dedicated to raising funds and awareness in support of the rare disease community. He also served as a member of Arizona's student-athlete advisory committee.

Butler earned his bachelor's degree in social behavior and human understanding in May 2013 and earned his master's in educational psychology in December 2016.

He and his girlfriend, Brianna Dahlquist, have a daughter, Morgan.

#### **Kylan Butler's Coaching Timeline:**

<b>2021-23:</b>	Offensive Assistant, Tennessee Titans
<b>2020:</b>	Associate Head Coach/Wide Receivers, Morehead State
<b>2019:</b>	Wide Receivers /Co-Special Teams Coordinator, Morehead State
<b>2018:</b>	Offensive Coordinator/Wide Receivers, Glenville State
<b>2017:</b>	Running Backs, Glenville State
<b>2014-16:</b>	Offensive Graduate Assistant, University of Arizona



## RYAN CROW

### OUTSIDE LINEBACKERS



Ryan Crow is in his sixth season with the Titans. He arrived in Tennessee in 2018 following seven seasons in the collegiate coaching ranks. After serving as a defensive assistant for his first two seasons with the Titans, he was the assistant special teams coach in 2020 and moved to outside linebackers coach in 2021.

In 2022, Crow worked with versatile defender Denico Autry, who led the defense with eight sacks and a career-high 45 quarterback pressures despite being limited to 12 games. With starter Harold Landry III missing the entire campaign due to an injury, Autry, Rashad Weaver (5.5) and Bud Dupree (four) combined for 17.5 of the defense's 39 sacks.

In 2021, Titans outside linebackers accounted for 19 total sacks, including 12 sacks by Landry, who led the team, set a career high and ranked 10th in the NFL. Landry, who was named to his first career Pro Bowl, became the first Titans player to record double-digit sacks in a season since Brian Orakpo (10.5) in 2016 and the first Titans player with 12 sacks in a season since Jason Babin (12.5) in 2010. With 75 tackles, Landry joined Micah Parsons, Aaron Donald and Cameron Heyward as the only NFL players in 2021 to post at least 75 tackles and 10 sacks. Crow also worked with Autry, who tied his career high and finished second on the team with nine sacks.

In 2020, Crow assisted with a special teams unit that was forced to use three punters, two kickers and two long snappers in games. Punter Brett Kern's 59.5 percent (22 of 37) of punts placed inside the 20 was the best of any player with at least 30 punts in a season since 1991. Stephen Gostkowski's seven 50-yard field goals established a new franchise record, and Gostkowski's 46 extra points ranked fourth in club annals.

With Crow working on the defensive side of the ball from 2018 through 2019, the Titans ranked fifth in the NFL in scoring defense (19.8 points per game). The 2018 unit finished sixth in the league in passing defense (216.9 yards per game), and the 2019 Titans were eighth in third-down defense

(36.3 percent).

In 2017, Crow was a graduate assistant at Ohio State, where he primarily worked with linebackers.

Prior to his time in Columbus, Crow spent three seasons at Baldwin Wallace University. He worked with the offensive line in 2014 and was promoted to offensive coordinator/offensive line coach for the 2015 and 2016 campaigns.

He also logged three years of experience at Purdue, beginning in 2011 as the Boilermakers assistant strength coach and then as a graduate assistant working with the offensive line from 2012-13.

A native of Findlay, Ohio, Crow went from a walk-on to a scholarship linebacker at Bowling Green State University (2007-10). He graduated from BGSU with a degree in exercise science in 2011 and joined the University of Florida for one spring as a strength intern.


He and his wife, Holly, reside in Nashville.

#### Ryan Crow's Coaching Timeline:

<b>2021-23:</b>	Outside Linebackers, Tennessee Titans
<b>2020:</b>	Assistant Special Teams, Tennessee Titans
<b>2018-19:</b>	Defensive Assistant, Tennessee Titans
<b>2017:</b>	Graduate Assistant/Defense, Ohio State
<b>2015-16:</b>	Offensive Coordinator/Offensive Line Coach, Baldwin Wallace University
<b>2014:</b>	Offensive Line Coach, Baldwin Wallace University
<b>2012-13:</b>	Graduate Assistant/Offensive Line, Purdue
<b>2011:</b>	Assistant Strength & Conditioning Coach, Purdue
<b>2011:</b>	Strength Intern, Florida

## TONY DEWS

### TIGHT ENDS



Tony Dews is in his sixth season with the Titans and his first year as the team's tight ends coach. After spending 20 years in the college coaching ranks, he joined the Titans in 2018 and spent his first five campaigns with the club coaching running backs. He has experience coaching every position group other than quarterbacks during his career.

From 2018 through 2022, no NFL player had more rushing attempts, yards or touchdowns than Titans running back Derrick Henry, who carried the football 1,464 times for 7,101 yards with 68 scores in that period with a league-high 32 100-yard rushing games. With Dews as his position coach, Henry led the NFL in rushing twice (2019 and 2020) and was selected to three Pro Bowls. As a team, the Titans ranked second in the NFL in rushing during those five seasons, averaging 139.9 ground yards per contest.

In 2022, Henry was voted to the Pro Bowl after finishing the season with 1,538 yards and 13 touchdowns. He finished second in the NFL in rushing yards behind Las Vegas Raiders tailback Josh Jacobs (1,653). With a career-high 398 receiving yards, Henry's 1,936 scrimmage yards ranked fifth in franchise history and was the second-best number of his career (2,141 in 2020).

In 2021, the Titans were fifth in rushing offense, averaging 141.4 rushing yards per game. Henry ranked ninth in the NFL with 937 rushing yards despite missing nine games. With Henry out, D'Onta Foreman (566 rushing yards) and Dontrell Hilliard (350) each set career highs in rushing yards. From Week 12 to Week 18, Foreman ranked sixth in the NFL with 482 rushing yards.

The 2020 Titans fielded the NFL's second-ranked rushing offense (168.1 yards per game), while Henry became the first player since LaDainian Tomlinson (2006-07) to lead the NFL in rushing yards in consecutive years. Henry, who produced the eighth 2,000-yard rushing season in league history, ranked fifth on the league's all-time single-season leaderboard and set a franchise record with 2,027 rushing yards. His 17 rushing touchdowns set a career high and finished as the second-best total in franchise history behind Earl Campbell's 19 rushing touchdowns in 1979. Among a slew of accolades, Henry was named the Associated Press NFL Offensive Player of the Year.

In 2019, the Titans offense finished third in the NFL in rushing (138.9 yards

per game). Henry was named to the Pro Bowl and added second-team Associated Press All-Pro honors after leading the NFL with 1,540 rushing yards, which also was the fourth-highest total in franchise history. With 16 rushing touchdowns, Henry tied for the NFL lead (Aaron Jones) and at the time ranked second in team history (19 by Campbell in 1979). Over the final six games of the regular season plus three playoff appearances, Henry registered seven 100-yard games. During a three-game stretch (Dec. 29 at Houston, Jan. 4 at New England and Jan. 11 at Baltimore), he became the first player in NFL history to rush for at least 180 yards in three consecutive regular season and/or postseason games.

In 2018, the Titans finished with the NFL's seventh-ranked rushing offense (126.4 yards per game) after Dews helped implement a new scheme. Henry ranked second in the AFC with 1,059 rushing yards and third in the NFL with 12 rushing touchdowns. Henry's 238 rushing yards against Jacksonville on Dec. 6 set a new franchise record and made up the highest single-game total in the NFL since 2012. In the same game, Henry became the second player in NFL history (Tony Dorsett) with a 99-yard touchdown run.

Additionally, Dion Lewis' 517 rushing yards in 2018 were the second most of his career, and his 59 receptions and 400 receiving yards set career highs. Lewis' 917 scrimmage yards made up the second-highest total of his career.

In 2017, Dews was the running backs coach at West Virginia University. Under his tutelage, Justin Crawford totaled 1,061 rushing yards (5.6 avg.) and seven touchdowns, while the Mountaineers rushed for 1,954 yards as an offense.

The 2017 campaign was Dews' third stint at West Virginia. He originally arrived in Morgantown as a graduate assistant in 1999 and worked with the offensive line and defensive backs through 2001. Then, in 2007, he returned to coach the wide receivers.

Dews spent five years (2012-16) at the University of Arizona coaching wide receivers. He was a part of four consecutive bowl teams from 2012-15, and

in 2016, three of his receivers averaged more than 15 yards per reception, while four had at least 20 receptions.

Dews coached tight ends at the University of Pittsburgh in 2011, following a three-year stint at Michigan as wide receivers coach (2008-10). He also spent time as the linebackers coach at UNLV (2006); special teams coordinator/tight ends (2005) and tackles/tight ends coach (2004) at Central Michigan; defensive line coach at Holy Cross (2003); offensive line coach at California (Pa.) (2002); and defensive line coach at Millersville (1998).

A native of Reston, Va., Dews played tight end at Liberty University from 1992-95 and was the Flames' leading receiver among tight ends his final two years. He graduated from Liberty in 1997 and earned a master's degree from West Virginia in 2001.


He and his wife, Tamika, have four daughters: Savannah, Sierra, Sydney and Sienna.

#### **Tony Dews' Coaching Timeline:**

<b>2023:</b>	Tight Ends, Tennessee Titans
<b>2018-22:</b>	Running Backs, Tennessee Titans
<b>2017:</b>	Running Backs, West Virginia
<b>2012-16:</b>	Wide Receivers, University of Arizona
<b>2011:</b>	Tight Ends/Recruiting Coordinator, University of Pittsburgh
<b>2008-10:</b>	Wide Receivers/Punt Team Coordinator, Michigan
<b>2007:</b>	Wide Receivers, West Virginia
<b>2006:</b>	Linebackers/Special Teams, UNLV
<b>2005:</b>	Special Teams Coordinator/Tight Ends, Central Michigan
<b>2004:</b>	Tackles/Tight Ends, Central Michigan
<b>2003:</b>	Defensive Line, Holy Cross
<b>2002:</b>	Offensive Line, California (Pa.)
<b>1999-2001:</b>	Graduate Assistant/Offensive Line/Defensive Backs, West Virginia
<b>1998:</b>	Defensive Line, Millersville

## JUSTIN HAMILTON

### DEFENSIVE QUALITY CONTROL



Justin Hamilton is in his first season coaching in the NFL and his first season with the Titans. He previously spent four seasons as a coach at Virginia Tech.

Hamilton began working with the Virginia Tech program as director of player development—defense upon his return to his alma mater in 2018. He was named safeties coach in 2019 and added defensive coordinator duties to his responsibilities for the 2020 and 2021 campaigns.

In 2021, Hokies cornerback Jermaine Waller earned All-ACC second-team honors, while four other members of the defense earned All-Conference honorable mention: safety Nasir Peoples, defensive back Chamarrri Conner, linebacker Dax Hollifield and defensive lineman Jordan Williams.

Hamilton played a role in the development of a pair of former high school quarterbacks—cornerback Caleb Farley and safety Divine Deablo—who went on to be drafted in 2021 as defensive backs. Both players began their collegiate careers playing wide receiver before blossoming in the secondary. Farley was selected by the Titans in the first round of the 2021 NFL Draft, while Deablo went to the Las Vegas Raiders in the third round.

In 2020, Hamilton's initial season as defensive coordinator, the COVID-19 pandemic resulted in continual changes to practices and personnel. However, the Hokies ranked third in the conference with 12 interceptions, and Deablo earned first-team All-ACC recognition after leading the team with four interceptions.

Prior to his time on the coaching staff at Virginia Tech, Hamilton spent four years at Virginia Military Institute coaching outside linebackers (2014), outside linebackers/co-special teams (2015-16) and inside linebackers/co-special teams (2017). Under Hamilton's guidance in 2016, returner Mason Dermott earned second-team All-Southern Conference honors after leading the Southern Conference with 978 combined kickoff and punt return yards and ranking second in the league with a 23.2-yard kickoff return average. In 2017, Hamilton helped linebacker Allan Crastenberg earn All-Southern Conference second-team honors after posting a team-high 118 tackles and three interceptions.

Hamilton broke into coaching as a strength and conditioning coach at Virginia-Wise in 2010. He then served as the school's defensive coordinator from 2011 to 2013.

A native of Clintwood, Va., Hamilton was a four-year letterman for Virginia Tech (2002-05) as a running back, wide receiver and defensive back, in addition to playing a prominent role on special teams. As a senior defensive back in 2005, he contributed three interceptions on a team that made its second consecutive appearance in the ACC Championship Game and then earned a win over Louisville in the Gator Bowl. The Hokies went 14-2 in conference play during his final two seasons in Blacksburg.

Hamilton was selected by the Cleveland Browns in the seventh round



(222nd overall) of the 2006 NFL Draft. From 2006 to 2008, he appeared in 12 total games with Cleveland and Washington. As a rookie in 2006, he registered 15 tackles in 10 games with the Browns.

He graduated from Virginia Tech with a bachelor's degree in consumer studies.


With his wife, Brittany, the couple has two sons, Kam and Ace, and one daughter, Channing.

**Justin Hamilton's Coaching Timeline:**

**2023:** Defensive Quality Control, Tennessee Titans  
**2020-21:** Defensive Coordinator/Safeties, Virginia Tech  
**2019:** Safeties, Virginia Tech  
**2018:** Director of Player Development–Defense, Virginia Tech  
**2017:** Inside Linebackers/Co-Special Teams, Virginia Military Institute  
**2015-16:** Outside Linebackers/Co-Special Teams, Virginia Military Institute  
**2014:** Outside Linebackers, Virginia Military Institute  
**2011-13:** Defensive Coordinator, Virginia-Wise  
**2010:** Strength and Conditioning, Virginia-Wise

## CHRIS HARRIS

DEFENSIVE PASS GAME COORDINATOR/CORNERBACKS



Chris Harris is in his 18th NFL season, his 10th season in coaching and his first season with the Titans in 2023. He arrived in Tennessee after spending three seasons (2020-22) as the defensive backs coach for the Washington Commanders.

From 2020 to 2022, Washington ranked eighth in the NFL in passing defense (213.1 yards allowed per game) and fourth in total defense (323.4 yards per game). During that time, cornerback Kendall Fuller totaled 40 passes defended, which ranked eighth in the NFL among all players.

The Commanders ended the 2022 season in the top 10 in a number of categories, including total defense (third), passing yards allowed (fourth), points allowed (seventh), third-down defense (first) and red-zone defense (eighth).

In 2020, Harris contributed to a defense that allowed 3,068 net passing yards, the organization's best finish since 2004. He helped cornerbacks Ronald Darby and Fuller become the first two Washington teammates to both record 11 or more passes defended in a season since Josh Norman and Bashaud Breeland both did so in 2016 and assisted Fuller in notching four interceptions, tied for the seventh-best total in 2020.

Harris joined Washington after serving as the Los Angeles Chargers assistant secondary coach from 2016-19. In 2019, the Chargers finished sixth in the league in overall defense, surrendering 313.1 yards per game. The group also ranked fifth in the NFL in passing yards per game (200.3).

Harris began his coaching career as a defensive quality control coach with the Chicago Bears in 2013 and 2014, working primarily with the team's safeties.

An eight-year NFL pro, Harris was a sixth-round pick of the Chicago Bears (181st overall) in 2005. He played four seasons with the Bears over two separate stints (2005-06 and 2010-11) and also spent time with the Carolina Panthers (2007-09), Detroit Lions (2011) and Jacksonville Jaguars (2012). In 101 career NFL games (88 starts), he totaled 422 tackles, 16 interceptions, 13 forced fumbles, nine fumble recoveries and 37 passes defended. In 2005, he was one of the Bears' Brian Piccolo Award winners as a rookie, and in 2010, he was named second team All-Pro by the Associated Press. His eight forced fumbles for the Panthers in 2007 set a franchise record.

A native of Little Rock, Ark., Harris played collegiately at Louisiana-Monroe (2001-04). He started all 45 games he played, totaling 14 interceptions as a safety. As a senior, he registered seven interceptions and was named first-team All-Sun Belt.

Harris graduated from the University of Louisiana-Monroe in 2004 with a degree in general studies.


He and his wife, Kenetria, have four children: sons Jayce, Jaxon and Jett, and daughter Skylar.

**Chris Harris' Coaching Timeline:**

**2023:** Defensive Pass Game Coordinator/Cornerbacks, Tennessee Titans  
**2020-22:** Defensive Backs, Washington Commanders  
**2016-19:** Assistant Defensive Backs, Los Angeles Chargers  
**2013-14:** Defensive Quality Control, Chicago Bears

# JASON HOUGHTALING

## OFFENSIVE LINE



Jason Houghtaling is in his third season with the Titans and his first season as offensive line coach in 2023. He joined the Titans in 2021 as an offensive line assistant.

Houghtaling (last name pronounced "HO-tail-ing") entered the NFL coaching ranks after gaining 14 years of collegiate coaching experience, including five seasons as the head coach at Wagner. He arrived in Tennessee after spending 2020 as the offensive line coach at Colgate.

In 2022, Houghtaling helped oversee an offensive line that was forced to use six different starting combinations. Three members of the line recorded career highs in starts: Aaron Brewer (17), Dennis Daley (15) and rookie Nicholas Petit-Frere (16). Petit-Frere, a third-round pick, became the fourth offensive lineman in the franchise's "Titans era" (1999–present) to start at least 16 games as a rookie, while veteran center Ben Jones was named to his first Pro Bowl. The line helped Derrick Henry finish second in the NFL with 1,538 rushing yards.

In 2021, injuries forced the Titans to use seven different starting offensive line combinations, including five different starters at left tackle. However, the offense managed to finish fifth in rushing, averaging 141.4 rushing yards per game. Left guard Rodger Saffold III was named to his first career Pro Bowl.

Houghtaling had three different stints at Wagner, gaining experience as a running backs coach (2006), offensive line coach (2007-09), offensive coordinator (2011-12) and associate head coach/offensive coordinator (2014) prior to his tenure as head coach from 2015 to 2019.

During his time as Wagner's head coach, he coached 28 All-Northeast Conference selections. Future NFL players at Wagner under his direction included tackle Greg Senat, who he helped develop into a sixth-round pick in the 2018 NFL Draft by the Baltimore Ravens; tackle Matt Diaz, who was signed by the Titans as a rookie free agent in 2018; linebacker Cam Gill, a 2020 rookie free agent with the Tampa Bay Buccaneers; defensive tackle Chris Williams, a 2020 rookie free agent with the Indianapolis Colts; and defensive end Titus Leo, a sixth-round pick of the Colts in 2023. Houghtaling's teams also produced a two-time conference Defensive Player of the Year in Gill and the nation's second-leading rusher in 2018 in Ryan Fulse.

In Houghtaling's three total seasons as Wagner's offensive coordinator, the Seahawks amassed a 16-6 NEC record with a pair of league titles.

Known as "Hoss" to players and fellow coaches, Houghtaling was a Wagner assistant coach from 2006 to 2009, before becoming head coach at Hudson Valley Community College in 2010. Following one season as

head coach of the Vikings, he returned to Wagner as offensive coordinator in 2011, where he spent two seasons, including the 2012 NEC Championship campaign. He spent 2013 as the offensive coordinator at Cornell before heading back to Wagner the next season.

During the 2013 campaign at Cornell, Houghtaling coached quarterback Jeff Mathews, who led the Ivy League in attempts, completions and passing yards, before signing a rookie free agent contract with the Atlanta Falcons.

In 2012, Houghtaling tutored Wagner's record-setting quarterback Nick Doscher, who finished his career ranked first in school history and second in conference history with 8,404 yards of total offense. Doscher's 6,100 passing yards also established a team record. Additionally, the team's running back, Dominique Williams, would eventually enter the NFL.

A native of Windsor, N.Y., Houghtaling got his start in coaching at his high school alma mater, Windsor Central High School, where he spent two seasons working with the offensive line and linebackers. He then went to Milford Academy (Berlin, N.Y.) for two seasons as defensive coordinator, defensive line coach, and strength and conditioning coach.

A 2004 graduate of the University of Binghamton with a degree in history, Houghtaling earned a master's in education from Wagner in 2009. He originally attended Lafayette as a defensive lineman before injuries cut short his playing career and he transferred to Binghamton.

He and his wife, Mary, are the parents of two daughters: Abbie and Emma.

### Jason Houghtaling's Coaching Timeline:

<b>2023:</b>	Offensive Line, Tennessee Titans
<b>2021-22:</b>	Offensive Line Assistant, Tennessee Titans
<b>2020:</b>	Offensive Line, Colgate
<b>2015-19:</b>	Head Coach, Wagner
<b>2014:</b>	Associate Head Coach/Offensive Coordinator, Wagner
<b>2013:</b>	Offensive Coordinator, Cornell
<b>2011-12:</b>	Offensive Coordinator, Wagner
<b>2010:</b>	Head Coach, Hudson Valley
<b>2007-09:</b>	Offensive Line, Wagner
<b>2006:</b>	Running Backs, Wagner

## MATT JONES

### OFFENSIVE LINE ASSISTANT

Matt Jones is in his first season coaching in the NFL. He joined the Titans in 2023 after spending four seasons at the University of Tennessee at Martin.

Jones arrived at UT Martin in 2019 as the offensive line and tight ends coach. From 2020 to 2022, he added run game coordinator to his duties.

In 2022, the Skyhawks won their second consecutive Ohio Valley Conference title with a conference record of 5-0 and a 7-4 overall record. Running back Zak Wallace became the eighth individual in team history to rush for at least 1,000 yards in a season, concluding the campaign with 1,012 yards. Center Matthan Hatchie earned third-team FCS All-America honors, while running back Sam Franklin and offensive guard Jarod Russell were tabbed to the Freshman All-America team.

During the team's championship run in 2021, the Skyhawks finished the season ranked in the top-25 nationally in sacks allowed (1.15, 14th) and rushing offense (207.6, 15th). Additionally, the Skyhawks ranked among OVC leaders in rushing offense (207.1, first), sacks against (1.62, first), first downs (19.1, first), scoring offense (30.0 points per game, second), total offense (385.2 yards per game, second) and third-down percentage (41.2, second).

In an abbreviated 2020 campaign, Skyhawks tight end Rodney Williams II earned postseason All-American honors by both Phil Steele and Stats Perform along with All-OVC accolades. Williams ranked among OVC leaders in touchdowns (four), receptions (30), receptions per game (4.3), yards (327) and yards per game (46.7).

During the 2019 season, Jones coached three players who earned All-OVC honors in offensive guard Aries Davis, running back Peyton Logan and tight end Colton Dowell. Dowell ranked as one of the league's top pass-catching tight ends with 38 receptions for 765 yards and four touchdowns, while recording four 100-yard receiving contests. He would eventually be selected by the Titans as a wide receiver in the seventh round of the 2023 NFL Draft.

Before his time at UT Martin, Jones was the offensive line coach at Texas Southern for two seasons (2017-18) and at Jackson State for one season (2016).


Jones' career in football began as a student assistant at his alma mater, Eastern Illinois, and one season at Lincoln-Way Central High School (2008). He then spent 2009 and 2010 coaching the offensive line and tight ends at University of Saint Francis (Ill.) before spending two seasons (2011-12) as the offensive line coach, run game coordinator and academic coordinator at Avila University. In 2013, he worked with the tight ends at Villanova, followed by a two-year stint as a graduate assistant at Tulane (2014-15).

A native of Chicago, Ill., Jones earned his bachelor's degree from Eastern Illinois University in 2008 and a master's degree from Tulane University in 2015.

He and his wife, Becky, have one son, AJ.

#### Matt Jones' Coaching Timeline:

<b>2023:</b>	Offensive Line Assistant, Tennessee Titans
<b>2020-22:</b>	Run Game Coordinator/Offensive Line & Tight Ends, Tennessee-Martin
<b>2019:</b>	Offensive Line & Tight Ends, Tennessee-Martin
<b>2017-18:</b>	Offensive Line, Texas Southern
<b>2016:</b>	Offensive Line, Jackson State
<b>2014-15:</b>	Graduate Assistant, Tulane
<b>2013:</b>	Tight Ends, Villanova
<b>2011-12:</b>	Offensive Line/Run Game Coordinator, Avila
<b>2009-10:</b>	Offensive Line & Tight Ends, Saint Francis (Illinois)
<b>2008:</b>	Lincoln-Way Central High School



## BOBBY KING

### INSIDE LINEBACKERS

Bobby King is in his second season with the Titans and his 14th season coaching in the NFL. He joined the Titans in 2022 as inside linebackers coach after spending the five previous seasons with the Houston Texans.

In 2022, five different players started multiple games at inside linebacker: Zach Cunningham, David Long Jr., Dylan Cole, Monty Rice and rookie Jack Gibbens. Long Jr. set career highs with 12 starts and 86 tackles, while Cole established career bests with eight starts and 51 tackles. The unit helped the Titans finish first in the NFL in rushing defense (76.9 opponent rushing yards per game).


King totaled eight seasons in two stints with the Texans, initially serving on the staff from 2011 to 2013. In 2017, he returned as linebackers coach and then coached inside linebackers from 2018 to 2020 and finally the defensive line in 2021.

During King's final season in Houston, he helped second-year defensive lineman Jonathan Greenard post a team-high eight sacks. His rate of one

sack for every 25.1 pass rushing downs he played was the fourth-highest rate in the league among players with at least 150 pass-rushing snaps.

Playing under King in Houston, Cunningham led the NFL with a career-high 163 total tackles in 2020. It was the second-highest total by a Texans player in a single season, and Cunningham became the first player in franchise history with at least 160 total tackles and five tackles for loss in a season. After Benardrick McKinney was injured in Week 4, Tyrell Adams stepped into the starting lineup and set single-season career highs in several categories, including tackles (121) and games started (12). From Weeks 5-17, Adams totaled the second-most tackles (119) in the NFL, trailing only Cunningham (120).

King's 2019 unit was headlined by a breakout season from Cunningham, whose 137 total tackles marked the seventh-most in the NFL, the fourth-highest single-season total in franchise history and most since DeMeco



Ryans in 2006. Cunningham also set new career highs in tackles for loss (seven), quarterback hits (three) and sacks (two). McKinney (101 tackles) and Cunningham combined for the most tackles by a pair of Houston teammates since 2009.

Under King's tutelage in 2018, McKinney was named to his first career Pro Bowl. Cunningham established himself in his second NFL season by tying McKinney for the team lead with 105 total tackles and notching his first career interception, which he returned for a touchdown. King's unit helped the Texans defense lead the NFL in opponent average rushing yards per carry (3.44) and yield the third-fewest rushing yards (1,323) in the league. Houston allowed just 19.8 points per game in 2018, including an NFL-best 17.3 points per game from Week 5-17.

In 2017, King guided rookie inside linebackers Cunningham and Cole to standout campaigns. Cunningham played in all 16 games and notched 82 total tackles, good for second among all NFL rookies and fourth in franchise history among rookies. Cole posted two interceptions, including one returned for a touchdown, making him the only college free agent with a pick-six in 2017. Meanwhile, outside linebacker/defensive end Jadeveon Clowney set single-season career highs in several categories, including sacks (9.5), while making his second straight Pro Bowl appearance. The defense's 85 total tackles for loss ranked fourth in franchise history.

King spent 2014 through 2016 as the assistant linebackers coach for the San Diego Chargers. In 2016, rookie inside linebacker Jatavis Brown led the Chargers with 76 total tackles to go along with 3.5 sacks. Second-year inside linebacker Denzel Perryman also set his single-season career high with 71 total tackles in addition to two sacks, one interception and eight tackles for loss. As a unit, Chargers linebackers forced the third-most fumbles in the NFL with 11 total in 2016.

In 2015, Chargers outside linebacker Melvin Ingram led the team and tied for 12th in the NFL with 10.5 sacks. Additionally, inside linebacker Manti Te'o led the team in total tackles with a single-season career-high 82 in 12 games. Chargers linebackers combined for 49 tackles for loss in 2015, second most in the NFL.

Before joining the Chargers, King had his first stint in Houston, including two years (2012-13) as the assistant linebackers coach. During the 2013 season, Texans inside linebacker Darryl Sharpton led the team and set a career high with 87 tackles. Additionally, outside linebacker Brooks Reed posted career highs in tackles (56) and tackles for loss (nine).

In 2012, despite numerous injuries, Texans linebackers were an integral part of the NFL's seventh-ranked defense. Inside linebacker Bradie James led the unit with 105 tackles, while veterans Tim Dobbins, Sharpton and Barrett Ruud helped shore up the middle of the defense. On the outside,

rookie Whitney Mercilus tied Brooks Reed's rookie record with six sacks, while Reed totaled 42 tackles and 2.5 sacks despite missing four games with a groin injury.

King started with the Texans in 2011 as a defensive assistant. That season, he was part of the third-largest defensive turnaround since the 1970 AFL-NFL merger as the Texans finished the year ranked second in the league in total defense, giving up 285.7 yards per game, after allowing 376.9 yards per game and ranking 30th in 2010.

King secured his first NFL job with Dallas in 2010 as the defensive quality control/assistant linebackers coach. He spent one season with the Cowboys working directly under Reggie Herring and Wade Phillips.

Prior to entering the NFL as a coach, King spent seven seasons in the college ranks. In 2005, he landed his first full-time job as a defensive line coach at West Texas A&M, where he was part of a team that captured the Lone Star Conference championship and earned the school's first-ever NCAA Division II playoff appearance. He then coached for two seasons at Baylor (2006-07), where he worked with the defensive line as a graduate assistant before returning to West Texas A&M as the defensive line coach for two seasons (2008-09). In 2009, the Buffaloes reached their first bowl game since 1967.

A native of Louisville, Ky., King was a three-year letter winner and a two-year starter on the defensive line at the University of Texas-EI Paso from 1998 to 2000. It's also where he made his start in coaching, serving as a student assistant working with the defensive line from 2002-03.


King and his wife, Elizabeth, have a son, Jackson Robert, and a daughter, Chloe Elizabeth.

#### **Bobby King's Coaching Timeline:**

<b>2022-23:</b>	Inside Linebackers, Tennessee Titans
<b>2021:</b>	Defensive Line, Houston Texans
<b>2018-20:</b>	Inside Linebackers, Houston Texans
<b>2017:</b>	Linebackers, Houston Texans
<b>2014-16:</b>	Assistant Linebackers, San Diego Chargers
<b>2012-13:</b>	Assistant Linebackers, Houston Texans
<b>2011:</b>	Defensive Assistant, Houston Texans
<b>2010:</b>	Defensive Quality Control/Assistant Linebackers, Dallas Cowboys
<b>2008-09:</b>	Defensive Line, West Texas A&M
<b>2006-07:</b>	Graduate Assistant (Defensive Line), Baylor
<b>2005:</b>	Defensive Line, West Texas A&M
<b>2002-03:</b>	Student Assistant, Texas-EI Paso

## ZAK KUHR

### INSIDE LINEBACKERS ASSISTANT



Zak Kuhr (pronounced “COOR”) is in his fourth season coaching in the NFL. He was hired in 2020 as a quality control coach to work with the Titans defense and became the inside linebackers assistant in 2021.

In 2022, five different players started multiple games at inside linebacker: Zach Cunningham, David Long Jr., Dylan Cole, Monty Rice and rookie Jack Gibbens. Long Jr. set career highs with 12 starts and 86 tackles, while Cole established career bests with eight starts and 51 tackles. The unit helped the Titans finish first in the NFL in rushing defense (76.9 opponent rushing yards per game).

In 2021, the rotation at inside linebacker included Rashaan Evans, Jayon Brown, Long Jr. and Cunningham. The quartet accounted for 212 total tackles and five interceptions, including Long’s career highs of 75 tackles and two interceptions. After being claimed off waivers from Houston late in the season, Cunningham started the final four games of the regular season and led the defense over that stretch with 25 tackles. In the team’s divisional playoff contest, Cunningham led the defense with 10 tackles.

Prior to joining the Titans, Kuhr spent the 2019 season at the University of Texas with head coach Tom Herman. The Longhorns finished with an 8-5 record, including a win in the Valero Alamo Bowl. They were ranked 25th in the final Associated Press Top 25.

Kuhr was with head coach Everett Withers for two years at Texas State (2017-18). In his first season with the Bobcats, during which time he was the co-offensive coordinator and running backs coach, Texas State’s offense averaged over 389 yards of total offense and nearly 23 points during the final five games after netting just 304 yards and 13.4 points per contest in the first seven games. Kuhr also coached a trio of running backs (Anthony Taylor, Anthony Smith and Robert Brown, Jr.) who combined for over 1,200 yards and five touchdowns. He was promoted to assistant head coach/offensive coordinator/running backs coach for the 2018 season.

Before his time at Texas State, Kuhr had a one-year stop in 2016 at Rutgers, where he was the Scarlet Knights’ running backs coach.

After spending 2013 as a graduate assistant at Old Dominion, where he worked with the running backs and special teams, Kuhr completed

two campaigns (2014-15) on the coaching staff at James Madison. He served as the co-offensive coordinator and running backs coach for the Dukes in 2015 after being hired as running backs coach the previous year. In 2015, James Madison finished with a 9-3 record, advanced to the second round of the FCS playoffs, leading the country in third-down efficiency (54 percent) while ranking second in scoring offense (44.3 points per game) and third in total offense (528.8 yards per game).

He was an intern under Urban Meyer at Ohio State for two seasons (2011-12), working with running backs and special teams units. It was there that he first worked with current Titans head coach Mike Vrabel, who was an assistant for the Buckeyes at the time. Kuhr helped mentor running back Carlos Hyde, who went on to earn All-American honors.

A native of Jacksonville, Fla., Kuhr launched his coaching career in his hometown at a young age. He first worked as an assistant coach at Mandarin High School and Westside High School, where he served as offensive coordinator. He then spent two seasons (2009-10) as special teams coordinator at Edward Waters College.


Kuhr earned his bachelor’s degree in sports management at Florida in 2013.

#### Zak Kuhr’s Coaching Timeline:

<b>2021-23:</b>	Inside Linebackers Assistant, Tennessee Titans
<b>2020:</b>	Quality Control, Tennessee Titans
<b>2019:</b>	Assistant Coach, Texas
<b>2018:</b>	Assistant Head Coach/Offensive Coordinator/Running Backs, Texas State
<b>2017:</b>	Co-Offensive Coordinator/Running Backs, Texas State
<b>2016:</b>	Running Backs, Rutgers
<b>2015:</b>	Co-Offensive Coordinator/Running Backs, James Madison
<b>2014:</b>	Running Backs, James Madison
<b>2013:</b>	Graduate Assistant, Old Dominion
<b>2011-12:</b>	Intern, Ohio State
<b>2009-10:</b>	Special Teams Coordinator, Edward Waters

## ANTHONY LEVINE

### SPECIAL TEAMS ASSISTANT



Anthony Levine is in his first season on the Titans coaching staff. He joined the team following a 12-year NFL playing career and one campaign with the Ravens as a player personnel and coaching assistant.

As a defensive back and linebacker, Levine became one of the NFL’s top special teams players, a versatile contributor on defense and a prominent leader, earning the nickname “Co-Cap” with the Ravens for his role as captain on special teams.

Playing in 146 career NFL games—all with the Ravens—Levine compiled 87 tackles on defense, 16 passes defensed, four sacks, three fumble recoveries and two interceptions. Additionally, as a special teams ace, he tallied a franchise-record 62 total tackles on coverage units, while also producing one forced fumble and one fumble recovery.

At the time of his retirement following the 2021 season, Levine’s 146 games

as a Raven ranked as the 11th most in franchise history. From 2013-20, he played in 117 consecutive games, producing the fifth-longest streak ever by a Raven.

Levine captained a Ravens special teams unit that routinely ranked among the NFL’s best. In the annual special teams DVOA (Defense-adjusted Value Over Average) ratings from Football Outsiders, a popular metric for analyzing and comparing each play to the league average based on several variables, Baltimore finished in the Top 10 every year following Levine’s 2012 Baltimore arrival, including a ranking of sixth or better in seven consecutive seasons (2012-18), a Top 3 finish in four consecutive seasons (2012-15) and the No. 1 overall spot in 2021.

Levine entered the NFL in 2010 as a rookie free agent with the Green Bay Packers. After spending two seasons on Green Bay’s practice squad,

including the team's Super Bowl XLV title to conclude the 2011 campaign, he joined the Ravens in 2012. In his first year in Baltimore, he was a member of the team that won Super Bowl XLVII over the San Francisco 49ers.

In 2017, Levine founded the Anthony Levine 4Every1 Foundation to assist at-risk youth and their families through mentorships, educational opportunities and life-changing experiences. Through several partnerships, the foundation offers the following year-round programming to students: SAT Prep, SAT Test Vouchers, Summer Football Clinics and Digital Literacy Collaborative.

In 2021, he was honored with a citation from Maryland State Delegate C. Branch for his outstanding commitment to community service.

A native of Abbeville, La., and graduate of RJ Reynolds High School in

Winston-Salem, N.C., Levine attended Tennessee State University in Nashville. He competed in 40 career games with 24 starts at TSU, totaling 129 tackles, five interceptions, seven passes defended and one fumble recovery. As a senior in 2009, he earned second-team All-Ohio Valley Conference honors after posting 48 tackles, three tackles for loss, two interceptions and one pass defended.

He graduated from Tennessee State with a degree in psychology.

He has two sons, Anthony Jr. and Alexander.

**Anthony Levine's Coaching Timeline:**

**2023:** Special Teams Assistant, Tennessee Titans

**2022:** Player Personnel and Coaching Assistant, Baltimore Ravens

## LORI LOCUST

### DEFENSIVE QUALITY CONTROL

Lori Locust is in her fifth season coaching in the NFL and her first season with the Titans. Prior to arriving in Tennessee, she spent four seasons as assistant defensive line coach at the Tampa Bay Buccaneers.

During her four-year tenure in Tampa Bay, the Buccaneers led the NFL in rushing defense, allowing only 92.3 yards per game. Additionally, the team ranked fifth in sacks (187), third in tackles for loss (348), first in quarterback hits (452) and fifth in takeaways (102). During that time, nose tackle Vita Vea's 15 sacks led all NFL nose tackles.

In 2022, Tampa Bay's 45 sacks tied for the seventh-best total in the NFL, including a career-high 6.5 sacks by Vea. The Buccaneers' 89 tackles for loss tied for sixth place in the league.

In 2021, Tampa Bay finished in the top three in the NFL in run defense for the third consecutive season, holding opponents to 92.5 rushing yards per game. The team's 11 rushing touchdowns allowed were tied for the fifth-fewest in the league. In addition, Vea earned the first Pro Bowl selection of his NFL career and defensive lineman Ndamukong Suh finished second on the team with six sacks. Suh recorded 12.0 sacks from 2020-21 – the most in a two-year span of his career since 2014-15.

In 2020, Tampa Bay's defense led the NFL in quarterback hits (123) and ranked tied for fifth in the NFL in takeaways (29), seventh in sacks (47.0) and eighth in tackles for loss (81). Working alongside defensive line coach Kacy Rodgers, the pairing led a Super Bowl-winning defensive line unit that led the NFL against the run for the second consecutive season, limiting opponents to 80.6 rushing yards per game and 3.6 yards per carry in the regular season. Tampa Bay held its opponents to fewer than 100 rushing yards an NFL-best 12 times in 2020. Additionally, the Buccaneers tallied 48 regular season sacks in 2020—the second-most in team history—and 58 total sacks between the regular season and postseason combined, which tied for the NFL lead. In Super Bowl LV, the Buccaneers defense kept the Chiefs offense out of the end zone, tallying a Super Bowl-record 29 quarterback pressures.

With the Buccaneers' victory in Super Bowl LV, Locust and assistant strength & conditioning coach/physical therapist Maral Javadifar became the first women on an NFL coaching staff to win a Super Bowl.

In 2019, Locust helped coach a defensive line that plugged the gaps for the league's top run defense. Tampa Bay ranked first in the NFL, allowing 73.8 rushing yards per game and 3.26 yards per rush. The defensive line unit also played a critical role in helping the Buccaneers defense post the then-second-highest single-season sack total in franchise history with 47 takedowns.

Locust joined the Buccaneers after working as the assistant defensive

line coach for the Birmingham Iron of the Alliance of American Football during the league's 2019 inaugural season. In 2018, she served as a defensive line coaching intern for the Baltimore Ravens during the team's training camp and, from 2016-18, worked as a defensive line/linebackers coach and co-special teams coordinator of the Lehigh Valley Steelhawks of the National Arena League.

A native of Harrisburg, Pa., Locust graduated from Susquehanna Township High School and attended Temple University. She later worked as an assistant coach at her prep alma mater from 2010-2018. She also held roles as an assistant coach with the Central Penn Piranha, a semi-professional team in Harrisburg from 2013-16; the York/Central Penn Capitals arena football team from 2015-17; the DMV Elite semi-professional team from 2016-18; and the Keystone Assault of the Women's Football Alliance from 2008-12 and again from 2017-18. Additionally, she was the defensive line coach for the East Preps Team America Talent Showcase in 2017-18, coaching in the 2017 and 2018 Globe Bowls as well as the 2017 FCS Bowl.

Locust began her coaching career following four years as a player in women's semi-professional football with the Central Penn Vipers.

Locust was an invitee to the annual NFL Women's Careers in Football Forum in both 2017 and 2018 and has since supported the forum, helping to connect and inspire female candidates with coaches and executives at NFL clubs. During her time in Tampa Bay, she was involved with the Junior Bucs Girls Flag Football League, the first all-girls flag football league in Tampa. In 2021, she attended and spoke with athletes at the Buccaneers Girls Flag Football Preseason Classic—the largest girls flag football tournament in the country—and participated in the coaching portion of the Tampa Bay Buccaneers Women's Summit for Careers in Football.

She has two sons, Alex and Bryce.

**Lori Locust's Coaching Timeline:**

**2023:** Defensive Quality Control, Tennessee Titans

**2019-22:** Assistant Defensive Line, Tampa Bay Buccaneers

**2019:** Assistant Defensive Line, Birmingham Iron

**2018:** Defensive Coaching Intern, Baltimore Ravens

**2017-18:** Defensive Line, Lehigh Valley Steelhawks

**2017-18:** Assistant Coach, Keystone Assault

**2016-18:** Assistant Coach, DMV Elite


**2016:** Defensive Line, Central Penn Capitals

**2015:** Assistant Defensive Line, York Capitals

**2013-16:** Assistant Coach, Central Penn Piranha

**2010-18:** Assistant Coach, Susquehanna Township High School

**2008-12:** Assistant Coach, Keystone Assault



## CHARLES LONDON

### PASS GAME COORDINATOR/QUARTERBACKS

Charles London is in his second stint with the Titans and his 15th season in the NFL. He rejoined the organization as a pass game coordinator/quarterbacks coach in 2023 after spending two seasons as quarterbacks coach with the Atlanta Falcons. His first campaign with the Titans was in 2011.

At the Falcons, London worked under head coach Arthur Smith, and in 2022, he helped develop rookie quarterback Desmond Ridder, who started the final four games of the season. Ridder posted a season passer rating of 86.4, and he recorded a higher passer rating each game from the previous game. As an offense in 2022, the Falcons ranked 10th on third down and 14th in the red zone.

In London's first season with Atlanta, Falcons quarterback Matt Ryan completed 375-of-560 passes (67.0 percent) for 3,968 yards and 20 touchdown passes. Under London's tutelage, Ryan led three game-winning drives and helped Atlanta finish with a 7-2 record in games decided by one score, which tied for the NFL's second-best winning percentage in such games.

Prior to joining Atlanta, London spent three seasons (2018-20) as the running backs coach for the Chicago Bears. During his time with the Bears, he worked with a trio of running backs who reached 1,000 scrimmage yards in at least one season—Jordan Howard (2018), Tarik Cohen (2018) and David Montgomery (2019 and 2020). Cohen and Montgomery posted career-high rushing totals under his tutelage.

In 2020, Montgomery set career highs for rushing yards (1,070), receiving yards (438) and total touchdowns (10). Montgomery was the only running back with at least 1,000 rushing yards and 400 receiving yards in the NFL and became the first Bears running back to rush for a touchdown in five consecutive games since Neal Anderson in 1990. In two seasons with London, Montgomery rushed for 1,959 yards, the eighth-most in the NFL over that span.

Under London's watch in 2018, Cohen enjoyed a breakout season, both as a running back and a punt return specialist, while Howard nearly eclipsed the 1,000-yard milestone for a third consecutive season with 935 yards and nine rushing touchdowns. Cohen led the team with 71 catches out of the backfield for a team-high 725 yards and five scores, while also rushing 99 times for 444 yards and three touchdowns.

Prior to his time in Chicago, London spent four seasons as the running backs coach for the Houston Texans, where he was a part of a team that won back-to-back AFC South division titles in 2015 and 2016 and finished with a winning record in three consecutive seasons for the first time in franchise history. In each of London's first three seasons with the team, the Texans ranked third in the AFC and sixth in the NFL in rushing yards per game.

London entered the NFL coaching ranks with the Bears in 2007, first filling a quality control role on offense and then as an offensive assistant/assistant wide receivers coach in 2008 and 2009. After a 2010 campaign with the Philadelphia Eagles as a pro scout, his first stint with the Titans came in 2011 as an offensive assistant and quality control coach under head coach Mike Munchak.


London also spent two seasons (2012-13) at Penn State as the running backs coach and recruiting coordinator. In two seasons with London, running back Zach Zwinak rushed for 1,989 yards, the third most in the Big Ten over that span.

The Dunwoody, Ga., native broke into coaching with three seasons at his alma mater, Duke University. He was a graduate assistant from 2004 to 2005 and was elevated to running backs coach in 2006.

He graduated from Duke in 1997 with a major in political science and a minor in African American studies. In 2006, he earned a master's degree from Duke in humanities.

#### Charles London's Coaching Timeline:

<b>2023:</b>	Pass Game Coordinator/Quarterbacks, Tennessee Titans
<b>2021-22:</b>	Quarterbacks, Atlanta Falcons
<b>2018-20:</b>	Running Backs, Chicago Bears
<b>2014-17:</b>	Running Backs, Houston Texans
<b>2012-13:</b>	Running Backs, Penn State
<b>2011:</b>	Offensive Assistant/Quality Control, Tennessee Titans
<b>2010:</b>	Pro Scout, Philadelphia Eagles
<b>2008-09:</b>	Offensive Assistant/Assistant Wide Receivers, Chicago Bears
<b>2007:</b>	Offensive Quality Control, Chicago Bears
<b>2006:</b>	Running Backs, Duke
<b>2004-05:</b>	Graduate Assistant, Duke



## CLINTON McMILLAN

### DEFENSIVE LINE ASSISTANT


Clinton McMillan is in his third season with the Titans and his second year as defensive line assistant. He initially arrived in Tennessee in 2021 as a defensive assistant as part of the NFL's Bill Walsh Coaching Fellowship.

Working with the defensive line in 2022, he helped the Titans finish first in the NFL in rushing defense (76.9 opponent rushing yards per game). Defensive tackle Jeffery Simmons was named to the Pro Bowl after posting 7.5 sacks, while nose tackle Tear Tart recorded a career-high 16 starts. Defensive end DeMarcus Walker established career highs in several categories, including 32 tackles and seven sacks.

In 2021, he primarily worked with the Titans outside linebackers. The group

accounted for 19 total sacks, including 12 sacks by Harold Landry III, who led the team, set a career high and ranked 10th in the NFL. Landry was named to his first career Pro Bowl.

In 2020, McMillan spent his only season at Florida State as a senior analyst for a defense that featured nine first-time starters. Linebacker Stephen Dix Jr. earned Freshman All-America honors, while cornerback Asante Samuel Jr. was named first-team All-ACC before becoming a second-round NFL Draft pick by the Los Angeles Chargers. Defensive tackle Marvin Wilson was a second-team all-conference selection.



McMillan was defensive line coach at the University of Tennessee at Martin from 2017 to 2019 and also held defensive run game coordinator and co-special teams coordinator titles in his time with the Skyhawks. He coached four all-conference performers during his tenure: returner Terry Williams and linemen Julian Crutchfield, Jay Murphy and Austin Pickett.

In 2019, he helped UT Martin lead the Ohio Valley Conference with 25 sacks. The Skyhawks ranked among the national leaders in several categories, including blocked kicks (ninth), punt return defense (10th), blocked punts (11th) and defensive touchdowns (11th). Also in 2019, McMillan helped coach the only player in the country with multiple punt return touchdowns (Williams) and the FCS' individual leader in blocked kicks (Korbin Harmon).

During the 2018 season, UT Martin's defense ranked 17th nationally in tackles for loss (7.6 per game). In conference play, the unit ranked second in rushing defense (130.5 yards per game), passing defense (202.1) and total defense (332.4).

In 2017, the Skyhawks ranked in the top 10 nationally in several categories, including first in red-zone defense (60.6 percent), fourth in scoring defense (14.3 points per game), sixth in total defense (273.8 yards per game) and sixth on third-down conversion (28.7 percent).

McMillan began his coaching career at Sanford Seminole High School and Winter Park High School before serving as a graduate assistant at

Weber State from 2012-14. He then moved on to a graduate assistant role at Marshall from 2014-16, helping the Thundering Herd compile a 26-13 record with one conference championship and back-to-back bowl appearances. He was hired as defensive coordinator and secondary coach at Ohio Dominican before his role at UT Martin.

A native of Oviedo, Fla., McMillan played four seasons at the University of Florida, appearing in 48 career games at defensive tackle for the Gators. As a senior, he started in all 13 games and recorded 23 tackles. In 2006, he was a member of the BCS National Championship team under head coach Urban Meyer.

McMillan earned a bachelor's degree in sociology from the University of Florida in 2007 and received a master's degree in education from Marshall University in 2016.

#### **Clinton McMillan's Coaching Timeline:**

<b>2022-23:</b>	Defensive Line Assistant, Tennessee Titans
<b>2021:</b>	Defensive Assistant, Tennessee Titans
<b>2020:</b>	Senior Analyst (Defense), Florida State
<b>2017-19:</b>	Defensive Run Game Coordinator/Defensive Line/Co-Special Teams Coordinator, Tennessee-Martin
<b>2017:</b>	Defensive Coordinator/Secondary, Ohio Dominican
<b>2014-16:</b>	Defensive Graduate Assistant, Marshall

## ROB MOORE WIDE RECEIVERS

Rob Moore is in his sixth season with the Titans as wide receivers coach, his 22nd NFL season as a player or coach, and his 15th total season in coaching.

In 2022, rookie wide receiver Treyton Burks ranked ninth among NFL rookies with 444 receiving yards on 33 catches. Nick Westbrook-Ikhine recorded a career-high 13 starts, while Robert Woods came back from a knee injury to lead the team with 53 catches and 527 yards in his first season in Tennessee.

Under Moore's tutelage from 2019 to 2021, wide receiver A.J. Brown led the Titans with 185 receptions, 2,995 receiving yards, a 16.2-yard receiving average and 24 touchdown catches. Since 1970, Brown was only the fourth NFL player to reach all of those numbers within his first three seasons, joining Randy Moss, Jerry Rice and John Jefferson. During those three seasons, Brown ranked seventh in the NFL in receiving average and tied for 10th in touchdown catches.

In 2021, Brown posted a team-best 63 receptions, 869 receiving yards and five touchdown catches, becoming the first player in franchise annals to begin his career with at least 50 receptions and five touchdown receptions in three consecutive seasons. Nick Westbrook-Ikhine set career highs with 38 receptions, 476 receiving yards and four touchdown catches, helping to make up for significant time lost in 2021 by the receiving corps due to injuries. Brown, Julio Jones, Marcus Johnson, Cameron Batson and Racey McMath all had at least one stint on injured reserve.

In 2020, Brown was selected to his first Pro Bowl after leading the team with 70 receptions, 1,075 receiving yards and 11 touchdown catches in 14 games (12 starts). He tied for fifth place in the NFL in touchdown receptions and joined Drew Bennett (11 in 2004) as the only players in the team's "Titans era" (since 1999) with 10 or more touchdown receptions in a season. Additionally, wide receiver Corey Davis set career highs with 984 receiving yards and five touchdowns and tied his career high with 65 catches.

In 2019, the Titans offense ranked fourth in the NFL in yards per play (6.12) and first in red zone efficiency (75.6 percent). Along the way, Moore helped Brown, a second-round draft pick, put together one of the best seasons by a rookie in franchise annals. Brown led the 2019 NFL rookie class in receiving yards (1,051), tied for the rookie lead in touchdown receptions (eight), and ranked fifth among rookies in receptions (52). Among all rookies in franchise history, Brown ranked third in receiving yards and fifth in receptions, and he tied for the third-highest receiving touchdown total. Among all NFL players in 2019—rookies and veterans—Brown finished second in receiving average (20.2), behind only the Los Angeles Chargers' Mike Williams (20.4).

Moore oversaw the development of a youthful group in 2018 that included Davis in his second year and third-year veteran Tajaé Sharpe. Davis led the offense with 65 receptions, 891 receiving yards and four touchdowns, seeing dramatic increases from his rookie campaign (34 catches for 375 yards). His yardage total ranked ninth among all AFC wide receivers.

Prior to arriving in Tennessee, Moore spent three seasons (2015-17) as the Oakland Raiders wide receivers coach. In Oakland, he worked with Amari Cooper and Michael Crabtree, who combined for 435 receptions, 5,446 receiving yards, 43 touchdowns and 17 100-yard games during their three seasons together. With seven touchdowns by Cooper and eight from Crabtree in 2017, the two became the first Raiders teammates since Tim Brown and Rick Dudley from 1997-99 to have at least five touchdown receptions apiece in three consecutive seasons.

In 2016, Cooper (1,153 yards) and Crabtree (1,003) became the first pair of Raiders wide receivers to surpass 1,000 receiving yards in the same season since 2001. Cooper became only the third player in NFL history to surpass 1,000 receiving yards and 70 receptions in each of his first two seasons (2015-16) in the league, joining Odell Beckham Jr. and Marques Colston.





In his first season in Oakland, Moore was charged with overseeing the rookie development of Cooper, the team's first-round draft selection in 2015. Cooper set franchise rookie records for receptions (72), receiving yards (1,070) and 100-yard games (five), and his reception total was the highest by any NFL wide receiver 21 years old or younger. Additionally, first-year player and former undrafted wide receiver Seth Roberts accounted for five touchdown receptions.

After coaching five seasons at the collegiate level, Moore joined the Buffalo Bills in 2014 to help mentor a youthful wide receiving corps. Moore helped rookie Sammy Watkins, the team's fourth-overall pick in the 2014 NFL Draft, total 65 receptions for 982 yards and six touchdowns, setting the team's rookie records for receptions and yards. Second-year receiver Robert Woods set new personal bests with 65 catches for 699 yards and five touchdowns, while another young receiver, Chris Hogan, set career highs with 41 receptions, 426 yards and four touchdowns.

As wide receivers coach for four years at Syracuse (2010-13), Moore helped the Orange to three bowl victories. Under his tutelage, wide receiver Alec Lemon finished his career ranked first in the Orange record books for all-time receptions (201) and second in all-time receiving yards (1,780).

Moore got his start in coaching at Montclair (N.J.) High School from 2002-03, working with wide receivers, and in 2009, he became the wide receivers coach for Phoenix (Ariz.) Junior College. He also spent time working as a consultant for Protect Management and Athlete's Performance, training athletes for the NFL Draft, such as future draft picks Robert Meachem,

Dwayne Bowe, Vernon Davis, Golden Tate and Arrelious Benn.

Moore played 12 years as a wide receiver in the NFL after being selected by the New York Jets in the first round of the 1990 Supplemental Draft. He spent five seasons with the New York Jets (1990-94) and seven years with the Arizona Cardinals (1995-2001). His career totals included 153 games, 146 starts, 628 receptions, 9,368 receiving yards and 49 touchdowns. He was named to the Pro Bowl following the 1994 and 1997 campaigns, the latter of which he led the NFL with 1,584 receiving yards en route to being named All-Pro.

A native of Hempstead, N.Y., Moore played collegiately at Syracuse from 1987-89, starting all three seasons. He set team records for receiving yards per game (75.8) and career touchdown receptions (22) while going to three consecutive bowl games. He was on Syracuse's undefeated (11-0-1) team in 1987. In 1999, he was named to Syracuse's All-Century Team.


He is married to Candice and has five children: son Satchel and daughters Dakota, Savoy, Meadow and Charlie.

#### **Rob Moore's Coaching Timeline:**

<b>2018-23:</b>	Wide Receivers, Tennessee Titans
<b>2015-17:</b>	Wide Receivers, Oakland Raiders
<b>2014:</b>	Wide Receivers, Buffalo Bills
<b>2010-13:</b>	Wide Receivers, Syracuse
<b>2009:</b>	Wide Receivers, Phoenix (Ariz.) JC

## PAT O'HARA

### PASSING GAME ANALYST



Pat O'Hara is in his sixth season with the Titans and his first as passing game analyst. He joined the club in 2018 as quarterbacks coach after three seasons (2015-17) with the Houston Texans.

O'Hara brings a deep and varied set of experiences to the Titans, with a playing career as a quarterback that spanned 16 years in the NFL, World League and the Arena Football League. Additionally, he spent 10 years coaching in the AFL, including multiple stints as a head coach.

During his five seasons as Titans quarterbacks coach, O'Hara helped Ryan Tannehill become the franchise career leader in passer rating (100.5 through 2022) and completion percentage (66.9) and rank sixth in passing yards (12,831) and fifth in passing touchdowns (89). From the time of Tannehill's first start in a Titans uniform (Oct. 20, 2019) through the conclusion of 2022, Tannehill's 100.7 passer rating ranked fourth in the NFL behind only Aaron Rodgers (106.0), Patrick Mahomes (103.3) and Jimmy Garoppolo (100.8).

From 2019 to 2021, Tannehill became the franchise's first starting quarterback since Warren Moon (1987 to 1993) to direct his team to the playoffs in three consecutive seasons. Tannehill's 13 total game-winning drives in the same span ranked second behind only Raiders quarterback Derek Carr (14).

In 2021, Tannehill placed third on the franchise's single-season passing charts in attempts (531), completions (357) and completion percentage (67.2), and he ranked fourth with 3,734 passing yards. He became the only quarterback other than Moon (1989-1991) to record multiple seasons with at least 3,500 passing yards with the franchise.

In 2020, Tannehill ranked fifth in the NFL with a 106.5 passer rating, which was second in franchise history behind his own 2019 record (117.5). Tannehill produced top-five numbers on several other franchise single-season lists in 2020, including 40 total touchdowns (first), 3,819 passing yards (third), 33 touchdown passes (tied for second), 65.5 completion percentage (fourth) and 7.9 yards per attempt (tied for fifth).

In 2019, O'Hara was part of a staff that turned the season around from a 2-4 start to the team's first AFC Championship Game appearance in 17 seasons. The Titans traded for Tannehill during the 2019 offseason, and in Week 7 he recorded his first start for the club. Tannehill subsequently set single-season franchise records and led the NFL with a 117.5 passer rating and a passing average of 9.6 yards per attempt. His passer rating was the fourth-highest figure in NFL history among qualifiers. Additionally, he set a club record and placed third in the NFL with a 70.3 completion percentage. He capped the season by winning the Associated Press Comeback Player of the Year Award in addition to Pro Bowl honors.

In 2018, O'Hara helped guide quarterback Marcus Mariota to a single-season franchise record with a 68.9 completion percentage (228 of 331), shattering the previous record of 65.6 percent by Cody Carlson in 1992. Mariota also finished 2018 with a career-best average of 7.64 yards per attempt, a career-best 357 rushing yards and a career-low eight interceptions. At Houston, he completed 22 of 23 passes to rank second in NFL history with a single-game completion rate of 95.7 percent.

In his time with the Texans, O'Hara was an offensive assistant and helped coach quarterbacks. In 2017, rookie quarterback Deshaun Watson completed 61.8 percent of his passes for 1,699 yards and 19 touchdowns in only seven games before suffering a season-ending injury. Watson set NFL records for most passing touchdowns (19) through a player's first seven career games in NFL history and most passing touchdowns (18 in Weeks 3-8) by a rookie over any five-game span in NFL history. Watson recorded three games with four-or-more passing touchdowns, joining Fran Tarkenton (1961) as the only rookies in NFL history to do so. He also became the fifth quarterback and first rookie in NFL history to have a five-game stretch of at least 225 passing yards and at least 20 rushing yards.

The Texans won the AFC South in 2015 and 2016 with back-to-back 9-7 records. In 2015, Houston became the first NFL team since 1950 to earn

a trip to the postseason with four different starting quarterbacks winning at least one regular season game.

Before joining the Texans, O'Hara spent the 2014 AFL offseason as the director of player personnel for the Jacksonville Sharks, following 10 seasons coaching arena football. He was the head coach for the Los Angeles Avengers (2009), Tri-Cities Fever (AF2, 2009), Orlando Predators (2010-11) and New Orleans VooDoo (2012-14).

While still playing quarterback in the Arena League, O'Hara began his coaching career in 1996 as the quarterbacks coach at Point Loma High School in California. Two years later, he became the quarterbacks coach for New Smyrna Beach (Fla.) High School and was eventually named offensive coordinator at Olympia (Fla.) High School in 2001. O'Hara got his first AFL coaching job as the offensive coordinator of the Tampa Bay Storm in 2005 and held the unique position of a player-coach. Eventually, O'Hara retired as a player in 2007 and landed his first head coaching job with the Los Angeles Avengers (AFL) in 2009.

As a player, O'Hara spent six seasons in Orlando and helped lead the Predators to wins in ArenaBowls XII and XIV. He then joined the Toronto Phantoms in 2001 and the Tampa Bay Storm in 2003, helping lead the Storm to a win in ArenaBowl XVII.

O'Hara attended the University of Southern California, where he played quarterback for the Trojans under head coach Larry Smith. After Rodney Peete left in 1989, O'Hara was poised to take over as USC's starting quarterback until a knee injury ended his junior season just 10 days before the first game.

After graduating from USC with a degree in public administration, O'Hara was drafted by the Tampa Bay Buccaneers in the 10th round of the 1991 NFL Draft. Following the 1991 season, he was allocated to the World League of American Football's Ohio Glory. He then spent the 1992 and

1993 seasons with the San Diego Chargers before heading to training camp with the Washington Commanders in 1994.

O'Hara has done consulting work in the film industry, coordinating and choreographing football action scenes for movies such as "The Longest Yard," "Invincible," "We Are Marshall" and "The Game Plan." His work includes coaching actors Adam Sandler, Mark Wahlberg and Dwayne "The Rock" Johnson. He appeared on screen in "The Waterboy," "Any Given Sunday," and "The Game Plan."

O'Hara served as an analyst for CBS Sports Network on AFL broadcasts from 2014-18. Additionally, he has worked as a television football analyst for Spectrum Sports/Bright House Sports Network covering Florida High School football and served as the color analyst for the University of Central Florida IMG Radio Network.

A native of Santa Monica (Calif.), O'Hara and his wife, Billie, have two sons: Tyler and Trace.

#### **Pat O'Hara's Coaching Timeline:**

<b>2023:</b>	Passing Game Analyst, Tennessee Titans
<b>2018-22:</b>	Quarterbacks, Tennessee Titans
<b>2017:</b>	Offensive Assistant/Quarterbacks, Houston Texans
<b>2015-16:</b>	Offensive Assistant, Houston Texans
<b>2014:</b>	Director of Player Personnel, Jacksonville Sharks (AFL)
<b>2012-14:</b>	Head Coach, New Orleans VooDoo (AFL)
<b>2010-11:</b>	Head Coach, Orlando Predators (AFL)
<b>2009:</b>	Head Coach, Tri-Cities Fever (AF2)
<b>2009:</b>	Head Coach, Los Angeles Avengers (AFL)
<b>2007-08:</b>	Offensive Coordinator, Tampa Bay Storm (AFL)
<b>2005:</b>	Offensive Coordinator, Tampa Bay Storm (AFL)
<b>2001-03:</b>	Offensive Coordinator, Olympia (Fla.) High School
<b>1998-00:</b>	Quarterbacks, New Smyrna Beach (Fla.) High School
<b>1996:</b>	Quarterbacks, Point Loma (Calif.) High School

## JUSTIN OUTTEN

### RUN GAME COORDINATOR/RUNNING BACKS

Justin Outten is in his 18th year in coaching, his eighth NFL season and his first season with the Titans. He arrived in Tennessee following one season with the Denver Broncos as offensive coordinator.

Outten (pronounced "OW-ten") also spent time coaching in the NFL with the Green Bay Packers (2019-21) and Atlanta Falcons (2016-18). He coached eight seasons (2008-15) at Westfield High School in Houston after beginning his coaching career at Syracuse University (2007).

In 2022, the Broncos tied for fifth place in the NFL in completions of 25-plus yards (35), trailing only Kansas City (49), Philadelphia (38), Miami (37) and New England (36). Outten, who called plays for the Broncos in the last two games of the season, helped the offense post 471 total yards of offense in Week 18, which was the most by the team in a single game since Jan. 3, 2016.

With the Packers, Outten coached a tight end unit that collectively tallied 60-plus catches and 700-plus receiving yards in each of his three seasons. During his tenure in Green Bay, six different tight ends registered at least one touchdown reception, which tied for the second-most in the NFL during that span.

In 2020, Outten coached tight end Robert Tonyan, who recorded 52 receptions for 586 yards (11.3 avg.). Tonyan totaled 11 touchdown receptions to set the single-season franchise mark for the position and tie All-Pro Travis Kelce for the league lead at his position.

In his first season with Green Bay, Outten saw four tight ends (Jimmy Graham, Mercedes Lewis, Tonyan, Jace Sternberger) catch a touchdown


pass (including playoffs), the most by a Packers' tight end unit since 2010. His tight end group helped the offense rank No. 2 in the league in giveaways (13), No. 1 in zero-turnover games (nine) and No. 8 in red-zone percentage (64.0).

During his three seasons with the Falcons, Outten served as an offensive intern (2016) and offensive assistant (2017-18), helping with the offensive line. During that span, Atlanta had four Pro Bowl selections among its offensive line, with center Alex Mack (2016-18) and tackle Jake Matthews (2018) becoming the first pair of Falcons offensive linemen since 1983 to be named to a Pro Bowl in the same year.

From 2016-18, Atlanta ranked in the Top 10 in numerous offensive categories, including first in yards per play (6.26), third in total yards per game (389.9), third in passing yards per contest (278.5) and fourth in scoring offense (27.2). Following the 2018 season, Outten was promoted to assistant offensive line coach before joining the Packers.

Prior to Atlanta, Outten coached and was a special education teacher at Westfield High School. He served as assistant head coach, offensive coordinator and offensive line coach during his tenure. In his eight years at Westfield, Outten was part of a staff that helped 24 offensive linemen receive scholarships to play at the collegiate level.

A native of Doylestown, Pa., and graduate of Central Bucks High School West, Outten was a three-year letterwinner at Syracuse. Over his final two seasons as a player (2005-06), he appeared in all 23 games (22 starts) at center and was named team captain as a senior. He began his coaching



career in 2007, serving as a graduate assistant for the Orange.

He graduated from Syracuse with a degree in childhood family studies.


He and his wife, Vanessa, have one daughter, Bella, and one son, Jayce.

**Justin Outten's Coaching Timeline:**

**2023:** Run Game Coordinator/Running Backs, Tennessee Titans  
**2022:** Offensive Coordinator, Denver Broncos  
**2019-21:** Tight Ends, Green Bay Packers  
**2017-18:** Offensive Assistant, Atlanta Falcons  
**2016:** Offensive Intern, Atlanta Falcons  
**2008-15:** Assistant Head Coach/Offensive Coordinator/Offensive Line, Westfield High School  
**2007:** Graduate Assistant, Syracuse

## FRANK PIRAINO

### DIRECTOR OF SPORTS PERFORMANCE



Frank Piraino is in his fifth season with the Titans and his second year as director of sports performance. He joined the Titans in 2019 as strength and conditioning coach after 16 years developing athletes in the collegiate ranks.

Piraino was a part of three winning seasons and three playoff teams during his first four seasons with the club. In 2021, the Titans earned their third consecutive playoff appearance. They captured the AFC South title for the second consecutive season and earned the conference's top playoff seed with a 12-5 record in the regular season.

In 2020, the Titans won their division with an 11-5 record in the regular season, claiming their best record and first division title since going 13-3 in 2008. It followed a 2019 campaign in which they advanced to the AFC Championship Game for the first time since 2002.

Piraino joined the Titans after serving as head strength and conditioning coach for football at Boston College, where he spent six total seasons (2013-18).

Piraino joined head coach Steve Addazio at Boston College after spending two seasons (2011-12) as his head strength and conditioning coach at Temple and one year as the head strength and conditioning coach for football at Marshall (2010).

He served on the strength and conditioning staff at the University of

Florida for five years (2005-09), during a stretch when Florida won a pair of national championships (2006 and 2008) under head coach Urban Meyer.

Piraino also spent time at Notre Dame (2004), Michigan State (2003-04) and Walsh Jesuit (Cuyahoga Falls, Ohio) High School (2000-03), as well as an internship with the Cleveland Guardians (2000-01).

A native of Cleveland, Ohio, Piraino earned his bachelor's degree at the University of Akron and later earned a master's degree from Michigan State.


He and his wife, Evan, have one son, Milo, and one daughter, Micah.

**Frank Piraino's Coaching Timeline:**

**2022-23:** Director of Sports Performance, Tennessee Titans  
**2019-21:** Strength and Conditioning, Tennessee Titans  
**2013-18:** Head Strength and Conditioning, Boston College  
**2011-12:** Head Strength and Conditioning, Temple  
**2010:** Head Strength and Conditioning, Marshall  
**2005-09:** Strength and Conditioning, Florida  
**2004:** Strength and Conditioning, Notre Dame  
**2003-04:** Graduate Assistant, Michigan State  
**2000-03:** Assistant Coach, Walsh Jesuit (Cuyahoga Falls, Ohio) High School

# TOM QUINN

## SPECIAL TEAMS ASSISTANT



Tom Quinn is in his first season with the Titans in 2023. He arrived in Tennessee with 32 years of experience in coaching—16 at the collegiate level and 16 in the NFL with the New York Giants.

Quinn was with the Giants from 2006 to 2021. Most recently, he was assistant special teams coach from 2018 to 2021, the position he held in his first season with the team. In 2007, Quinn became the Giants' special teams coordinator and held the title through the 2017 campaign.

In 2022, Quinn was on the staff at Army, working in game management and analytics.

In 2021, the Giants were one of just four teams that did not have any negative plays (turnover, blocked kick, touchdown allowed) on special teams. Their opponents averaged an NFL-low 17.8 yards per kickoff return, and the longest gain they allowed on 37 returns was 32 yards. Kicker Graham Gano extended his franchise record to 37 consecutive successful field goal attempts and made 29 of 33 attempts. Gano set a Giants record with seven field goals of 50-plus yards and after only his second season established the team's career mark with 12 field goals of 50 or more yards.

From 2018 through 2021, Giants punter Riley Dixon averaged 45.2 yards per punt, ranking second in Giants history behind Steve Weatherford (46.3). Dixon's career 40.6-yard net punting average set the franchise record (since 1976).

In 2020, Gano made 31 of 32 field goal attempts. His 96.9 percentage was the second highest in Giants history behind his predecessor, Aldrick Rosas, who made 97.0 percent (32 of 33) in 2018. Gano's percentage was the highest among the 21 NFL kickers who attempted at least 25 field goals in 2020, and his only miss was on a 57-yard try in Chicago in Week 2. Gano followed by making his next 30 field goal attempts, the longest streak in Giants history. Dixon placed 28 punts inside the opposition 20-yard line, tying him with the Rams' Johnny Hekker and the Bears' Pat O'Donnell for the NFL's third-highest total.

In 2019, the Giants' kickoff coverage team led the league and finished in the top two for the second straight season by allowing an average return of just 18.1 yards. The punt coverage team was tied for fifth as opponents averaged only 5.7 yards a return. Conversely, the Giants were fourth and 10th, respectively, in the NFL in punt (9.8 yards) and kickoff (23.5 yards) return average. Dixon was ninth in the league with a 42.3-yard net average, a franchise record since the statistic was first kept in 1976. He set the previous mark of 41.8 yards in 2018.

In 2018, Rosas was selected to his first Pro Bowl after making 32 of 33 field goal attempts and 31 of 32 extra point tries. The 32 field goals were the fifth-highest total in Giants history. Rosas' 97.0 field goal percentage was a Giants record and was just 1/100th of a percentage point behind NFL leader and former Giant Robbie Gould. The Giants finished second in the NFL in kickoff coverage, limiting opponents to an average return of 20.4 yards, and seventh in punt coverage with a 6.6-yard average.

In 2016, the 11-5 Giants received significant contributions from several of Quinn's special teams players. Kickers Brown and Gould combined to make 21 of 22 field goal attempts, a 95.5 percent success rate. Gould joined the team on Oct. 20 and made all 12 of his field goal attempts, including two (from 26 and 40 yards) in the NFC Wild Card Game in Green Bay. Brad Wing punted 93 times for a 40.9-yard net average that was then a single-season Giants record. Wing was the first Giants player to win back-to-back NFC Special Teams Player of the Week awards (Weeks 14 and 15) since they were instituted in 1984. Additionally, Dwayne Harris was selected to his first Pro Bowl after leading the Giants in kickoff and punt returns for the second straight season. He finished fifth in the NFL with a 24.2-yard average on 22 kickoff returns, and he averaged 5.9 yards on 29

punt returns. The Giants also blocked two field goal attempts in 2016, including one by Janoris Jenkins for a touchdown.

In 2015, Quinn's units finished second in the Dallas Morning News' annual comprehensive ranking of the NFL's special teams. The Giants were seventh in the league with a 10.2-yard punt return average, and 10th with a 24.9-yard kickoff return average. They were fifth in the NFL in kickoff coverage, allowing just 20.3 yards per return. In his first season with the Giants, Harris finished third in the NFL with a 28.7-yard average on 22 kickoff returns, including a 100-yard runback against Dallas on Oct. 25. Brown played in his first Pro Bowl after scoring 134 points, the highest total of his 14-year career. Brown made 30 of 32 field goal attempts in 2015, a then-franchise-record 93.8 percent success rate.

In 2014, the Giants' kickoff coverage team ranked second in the NFL, holding opponents to an average return of just 18.3 yards. Brown made 24 of 26 field goal attempts, a 92.3 percent success rate that was then the highest in Giants history. Also, the Giants led the NFL with five special teams takeaways.

Quinn's special teams underwent significant changes in the Giants' 2011 championship season. Weatherford became the team's punter. Aaron Ross was the most frequently used punt returner and Devin Thomas and rookies Da'Rel Scott and Jerrel Jernigan combined for 47 kickoff returns.

Zak DeOssie, the snapper on both punts and placekicks, was selected to his second Pro Bowl in three seasons in 2010. The Giants' kickoff coverage unit was ranked fourth in the NFL, allowing an average return of only 19.7 yards.

In 2008, three of the Giants' special teams players—kicker John Carney, punter Jeff Feagles and DeOssie—played for the NFC Pro Bowl team. Carney was signed just prior to the season after Lawrence Tynes was sidelined with an injury. Quinn quickly integrated Carney into the kicking unit and the veteran succeeded on 35 of 38 field goals attempts (92.1 percent). Carney's 35 field goals tied the team single-season record (Ali Haji-Sheikh in 1983 and Jay Feely in 2005). That season, Feagles had a career-high net average of 40.2 yards on 64 punts. The Giants allowed only 140 punt return yards ranked third in the NFL in punt coverage, giving up an average of only 5.9 yards a return.

The special teams overcame adversity and performed well in Quinn's first season as coordinator in 2007, when the team won Super Bowl XLII. Long-snapper Ryan Kuehl suffered a season-ending injury in training camp, and the Giants used rookie snappers Jay Alford (on placekicks) and DeOssie (for punts) the entire year. Tynes made 23 of 27 field goal attempts (85.2 percent), plus a game-winning 47-yarder in overtime in the NFC Championship Game in Green Bay.

Quinn was in the collegiate ranks for 15 years before joining the Giants, launching his coaching career in 1991 at Davidson College. He later moved on to James Madison (1992-94), Boston University (1995), Holy Cross (1996-98), San Jose State (1999-01) and Stanford (2002-05).

He grew up in Southern California, where he played at Foothill High School in Tustin. From 1986 to 1990, Quinn was a linebacker at the University of Arizona, where he was a member of three bowl teams. He earned a bachelor's degree in interdisciplinary studies in 1990 and a master's in education the following year.

Quinn and his wife, Alison, have a son, Shane, and two daughters, Logan and Riley.

**Tom Quinn's Coaching Timeline:**

**2023:** Special Teams Assistant, Tennessee Titans  
**2022:** Game Management/Analytics, Army  
**2018-21:** Assistant Special Teams, New York Giants  
**2007-17:** Special Teams Coordinator, New York Giants  
**2006:** Assistant Special Teams, New York Giants  
**2004-05:** Special Teams/Outside Linebackers, Stanford

**2002-03:** Special Teams/Tight Ends, Stanford  
**1999-01:** Linebackers/Tight Ends/Special Teams, San Jose State  
**1996-98:** Defensive Coordinator, College of the Holy Cross  
**1995:** Defensive Coordinator, Boston University  
**1992-94:** Special Teams/Recruiting Coordinator, James Madison  
**1991:** Linebackers, Davidson College

## TYLER ROUSE

### SPORTS PERFORMANCE ASSISTANT

Tyler Rouse is in his second season with the Titans as sports performance assistant. He joined the Titans in 2022 after five seasons coaching in the collegiate ranks.

In 2021, Rouse was on the staff at Colorado State University as assistant strength and conditioning coach. He spent the previous four seasons (2017-20) with the same title at his alma mater, Boston College.

During a four-year playing career as a running back at Boston College, Rouse appeared in 48 games and rushed for 852 yards and 12 touchdowns on 199 attempts. A three-year starter, he added 22 receptions for 284 yards and a score and also returned 24 punts for 313 yards.

As a senior in 2016, he was voted a team captain and won the Boston College Football Coaches Award. He averaged 13.0 yards per punt return to rank sixth in the nation and third in the ACC.

As a junior in 2015, he posted career highs with 426 rushing yards and seven touchdowns. Also that year, he won the school's Golden Eagle Leadership Award, which is given to student athletes who display

outstanding leadership qualities and best represent the Boston College mottoes "Ever to Excel" and "Men and Women for Others."


Rouse received his bachelor's degree from Boston College in 2017 and added a master's in sport administration in 2019.

A native of Baldwinsville, N.Y., Rouse was named the New York Gatorade Player of the Year and the New York State Sportswriters Association Player of the Year in 2012 after rushing for 2,977 yards and 45 touchdowns at C.W. Baker High School.

He and his wife, Emma, were married in July 2023.

**Tyler Rouse's Coaching Timeline:**

**2022-23:** Sports Performance Assistant, Tennessee Titans  
**2021:** Assistant Strength and Conditioning, Colorado State  
**2017-20:** Assistant Strength and Conditioning, Boston College



## LUKE STOCKER

### OFFENSIVE ASSISTANT

Luke Stocker is in his first season coaching in the NFL following 11 years in the NFL as a player.

Stocker, who attended the University of Tennessee, also spent part of his professional career in Tennessee. He was signed by the Titans as a free agent during the 2017 campaign and stayed with the club through 2018, head coach Mike Vrabel's first season in Tennessee. He also returned for training camp in 2021. In 19 games with the Titans (13 starts), he totaled 16 receptions for 177 yards and two touchdowns, while serving in a key role as a blocker in the running game.

A fourth-round pick by the Tampa Bay Buccaneers in the 2011 NFL Draft, Stocker spent six-plus seasons with the Buccaneers until joining the Titans. He later appeared in games for the Atlanta Falcons (2019-20) and Minnesota Vikings (2021). In 142 career games, he registered 91 starts and 85 receptions for 705 yards and five touchdowns. He also participated in two postseason games with the Titans following the 2017 campaign.

In his final season as a player with the Vikings in 2021, he played in 12 contests and caught two passes for 12 yards.


Stocker's totals in two seasons with the Falcons included 15 receptions for 116 yards in 31 games with 22 starts. His 13 starts in 2020 tied his

career high.

In 2018, his only full season with the Titans, he played in all 16 games and notched 11 starts. He matched a career high with 165 receiving yards with a career-best two touchdowns, while his 15 receptions marked the second-highest total of his career. The Titans ranked seventh in the NFL in rushing offense with 114.4 yards per game, as Derrick Henry emerged with his first career 1,000-yard rushing season (1,059).

Stocker appeared in 80 games with 56 starts during his time in Tampa Bay, which ran from 2011 through Week 12 of the 2017 season. He contributed 52 receptions for 400 yards and three touchdowns with the Buccaneers. In 2012, he set career highs with 16 receptions and 165 receiving yards (later tied in 2018).

A graduate of Madison Southern High School in Berea, Ky., Stocker went on to the University of Tennessee (2007-10), where he tied a then-school record with 52 career games played and graduated with a degree in sport management. He started the final 38 consecutive games of his career with the Volunteers and totaled 85 receptions for 956 yards and eight touchdowns. As a team captain during his senior season, he finished with 39 receptions for 417 yards to rank third on team in both categories, while



adding two touchdowns.

He and his wife, Daine, have three children: son Liam and daughters Collins and Laurel.

**Luke Stocker's Coaching Timeline:**

**2023:** Offensive Assistant, Tennessee Titans

## JOHN STREICHER

### DIRECTOR OF FOOTBALL ADMINISTRATION

John Streicher is in his sixth season with the Titans and his first campaign as director of football administration. He joined the club in 2018 as the assistant to head coach Mike Vrabel and had the title of football development coordinator from 2020 to 2022.

Working closely with Vrabel, Streicher helped the Titans finish with four winning records and three postseason appearances in his first five seasons with the organization (2018-22). Vrabel finished the 2022 campaign ranked third in Titans/Oilers history among head coaches with 50 career wins, including postseason.

In 2021, Streicher was part of a coaching staff that earned its third consecutive playoff appearance. The Titans won their second consecutive AFC South title in 2021 and claimed the AFC's top playoff seed with a 12-5 record during the regular season. Vrabel was named the 2021 Associated Press NFL Coach of the Year, becoming the first coach in franchise history to win the award.

With an 11-5 record in 2020, the Titans claimed their best record and first division title since going 13-3 in 2008. It came one year after the 2019 team advanced to the AFC Championship Game for the first time since 2002.

Prior to his arrival in Tennessee, Streicher spent two years (2016-17) as Texas State's director of football operations. There he managed the day-to-day operations of the program and oversaw recruiting under Bobcats head coach Everett Withers.

From 2014-15, Streicher served on James Madison's football staff. He was promoted to the director of football operations and player personnel in 2015 after originally joining JMU as special assistant to the head coach.

Streicher went to James Madison after spending six seasons on the football staff at Ohio State. He worked the first four years as an equipment manager and his final two years as a student assistant with the defensive staff.

A native of Cincinnati, Ohio, Streicher earned his bachelor's degree in 2012 and his master's degrees in 2014 at Ohio State.

He and his wife, Caroline, reside in Nashville.

**John Streicher's Coaching Timeline:**

**2023:** Director of Football Administration

**2020-22:** Football Development Coordinator, Tennessee Titans


**2018-19:** Assistant to Head Coach, Tennessee Titans

**2016-17:** Director of Football Operations, Texas State

**2015:** Director of Football Operations and Player Personnel, James Madison

**2014:** Special Assistant to the Head Coach, James Madison

**2012-13:** Student Assistant/Defense, Ohio State



## MIKE SULLIVAN

### ASSISTANT OFFENSIVE LINE

Mike Sullivan is in his 21st year as an NFL coach and his 10th season with the Titans. He has worked with the Titans offensive line since joining the club in 2014. Having played the position for a number of years within the NFL, Sullivan brings experience and insight to his position.

In 2022, the Titans offensive line unit was forced to use six different starting combinations. Three members of the line recorded career highs in starts: Aaron Brewer (17), Dennis Daley (15) and rookie Nicholas Petit-Frere (16). Petit-Frere, a third-round pick, became the fourth offensive lineman in the franchise's "Titans era" (1999–present) to start at least 16 games as a rookie, while veteran center Ben Jones was named to his first Pro Bowl. The line helped Derrick Henry finish second in the NFL with 1,538 rushing yards.


In 2021, injuries forced the Titans use seven different starting offensive line combinations and five different starters at left tackle. However, the offense managed to finish fifth in rushing, averaging 141.4 rushing yards per game. Left guard Rodger Saffold III was named to his first career Pro Bowl.

In 2020, while using three different starting left tackles, the Titans had

the NFL's second-ranked rushing offense (168.1 yards per game), and the unit's 25 sacks allowed was the sixth-best number in the league. Three of the team's regulars on the offensive line by the end of the season established new career highs in starts: right tackle Dennis Kelly (16), left tackle David Quessenberry (six) and right guard Nate Davis (16). The unit helped Henry lead the NFL in rushing (2,027 yards) for the second consecutive year and record the fifth-highest single-season rushing total in NFL history.

In 2019, the Titans offense finished third in the NFL in rushing (138.9 yards per game) with Henry leading the league in rushing (1,540 yards). The offensive line protected NFL Comeback Player of the Year Ryan Tannehill as the veteran quarterback led the NFL with a 117.5 passer rating. As a third-round rookie, Davis started 15 consecutive games (including playoffs) at right guard.

In 2018, Sullivan's efforts with the offensive line contributed to the NFL's seventh-ranked rushing offense (126.4 yards per game), despite the team



utilizing five different starting line combinations due to injuries. Henry finished second in the AFC with 1,059 rushing yards and placed third in the NFL with 12 rushing touchdowns. Left tackle Taylor Lewan was named to his third consecutive Pro Bowl following the 2018 campaign.

In 2016, the revamped Titans offensive line gained a reputation as one of the best lines in the NFL. Lewan earned his first Pro Bowl berth while rookie right tackle Jack Conklin earned first-team Associated Press All-Pro honors. The line paved the way for the AFC's leading rusher, DeMarco Murray (1,287 rushing yards), and allowed the seventh-lowest sack total in the NFL (28).

In his first two years (2014-15), the offensive line group dealt with a myriad of injuries, which forced a number of different starting combinations during his time working with the group. Despite some of the hardships, Lewan earned All-Rookie honors from the Pro Football Writers of America for his play in limited starts in 2014.

In 2013, Sullivan coached two of the Cleveland Browns linemen to Pro Bowl selections – tackle Joe Thomas and center Alex Mack.

Sullivan's third stint with the Browns was preceded by four seasons as an offensive line coach for the San Diego Chargers. His coaching helped lead the Chargers offensive unit to average 1,640 rushing yards and 13 rushing touchdowns per season. He also guided guard Kris Dielman to three Pro Bowl selections (2009, 2010, 2011) and Louis Vasquez to PFW/PFWA All-Rookie team in 2009.

Prior to joining the Chargers, Sullivan coached for the Browns on two separate occasions: first from 2001-04 as an assistant offensive line coach and then from 2007-08 as offensive line coach. His second stint with the team helped produce two consecutive Pro Bowl selections for Thomas.

Sullivan also has three seasons of college coaching experience, first as a graduate assistant for his alma mater, the University of Miami (Fla.), in 2000 and then as the offensive line coach for Western Michigan from 2005-06. His coaching career began abroad in 1997, his first of five campaigns coaching in Germany, France and Spain for teams within the European Federation of American Football.

A four-year starter (48 games) for the Miami Hurricanes from 1987-90, Sullivan played both guard and tackle collegiately before being drafted in the sixth round of the 1991 NFL Draft by the Dallas Cowboys. He was a member of two National Title teams in 1987 and 1989 and was inducted into the University of Miami Sports Hall of Fame in 2009. Sullivan would go on to play a total of 48 NFL games, all for the Tampa Bay Buccaneers from 1992-95.

A Chicago native, he is a graduate and inductee of the St. Francis de Sales High School Hall of Fame. In April 2020, he was inducted into the Chicago Catholic League Hall of Fame.

He and his wife, Carole, have three children: daughter Teagan and sons Patrick and John.

#### **Mike Sullivan's Coaching Timeline:**

<b>2019-23:</b>	Assistant Offensive Line, Tennessee Titans
<b>2018:</b>	Offensive Assistant, Tennessee Titans
<b>2014-17:</b>	Assistant Offensive Line, Tennessee Titans
<b>2013:</b>	Offensive Line, Cleveland Browns
<b>2009-12:</b>	Offensive Line, San Diego Chargers
<b>2007-08:</b>	Offensive Line, Cleveland Browns
<b>2005-06:</b>	Offensive Line, Western Michigan University
<b>2001-04:</b>	Assistant Offensive Line, Cleveland Browns
<b>2000:</b>	Graduate Assistant, University of Miami (Fla.)

## TERRELL WILLIAMS

### ASST. HEAD COACH-DEFENSE/DEFENSIVE LINE

Terrell Williams is in his sixth season with the Titans and his first year as assistant head coach-defense/defensive line. It is his 26th season in coaching and his 12th campaign in the NFL. He arrived in Tennessee in 2018 as defensive line coach.

In 2022, he helped the Titans finish first in the NFL in rushing defense, as the unit allowed only 76.9 opponent rushing yards per game, which was the second-lowest number in franchise history. Defensive tackle Jeffery Simmons was named to his second Pro Bowl after posting 7.5 sacks, while nose tackle Teari Tart recorded a career-high 16 starts. Defensive end DeMarcus Walker established career highs in several categories, including 32 tackles and seven sacks.

In 2021, Simmons continued to emerge as one of the NFL's top young defensive talents and was named to his first career Pro Bowl after setting career highs in several categories, including sacks (8.5), tackles (54), quarterback pressures (58), tackles for loss (12) and passes defended (six). Simmons, who also earned second-team Associated Press All-Pro honors, established a franchise single-game postseason record with three sacks in the divisional playoff contest against Cincinnati.

In 2020, Simmons ranked second on the team with 19 quarterback pressures and became the first player in the franchise's "Titans era" (since 1999) to post at least three fumble recoveries, three sacks and five passes defended in the same season.

In 2019, Williams helped acclimate Simmons to the NFL as a first-round pick, while veteran Jurrell Casey earned his fifth consecutive Pro Bowl berth after posting five sacks and a team-high 30 quarterback

pressures. The Titans rebounded from a 2-4 start to make the franchise's first AFC Championship Game in 17 years.

In Williams' first season with the Titans, Casey was named to the Pro Bowl after leading the defense with seven sacks. The Titans defense ranked eighth overall (333.4 yards per game), third in points allowed (18.9 per game), 10th on third down (36.6 percent) and second in the red zone (44.7 touchdown percentage).

Prior to his arrival in Tennessee, Williams' most recent stop was three years (2015-17) with the Miami Dolphins coaching the defensive line. During Williams' three seasons with the Dolphins, defensive end Cameron Wake tallied 29 sacks, which was the eighth-highest total by a player in that period, while Ndamukong Suh totaled the eighth-highest number of sacks (15.5) among defensive tackles. Wake's nine forced fumbles tied for fifth in the NFL over the same span.

In 2016, Williams helped the Dolphins to their most successful season in eight years, winning 10 games and earning their first playoff berth since 2008. Both Suh and Wake earned Pro Bowl selections. Wake returned from an Achilles injury at 34 years old and had one of the most dominant seasons of his eight-year NFL career, finishing third in the AFC and tied for sixth in the NFL with 11.5 sacks. Miami won nine of its final 11 games, and in those 11 contests, Wake was second in the NFL with 10.5 sacks. Suh posted five sacks, and his 72 total tackles set a career high and ranked third among all interior defensive linemen in the league.

In 2015, Williams' first season with Miami, he helped the Dolphins defensive



line become one of just four NFL teams to have three players with at least six sacks – seven by Wake, six by Suh and 7.5 by defensive end Olivier Vernon. Wake posted four sacks in a win at Tennessee (10/18), tied for the fifth-most sacks in a single game in club history. Vernon finished the 2015 campaign with 36 quarterback hits, the third-most in the NFL, and tied for fourth among all players with 18 tackles for loss. Among all defensive tackles, Suh was second with 11.5 tackles for loss. He also was tied for fourth among players at his position with 20 quarterback hits.

Williams spent three seasons as the defensive line coach for the Oakland Raiders (2012-14). In 2014, Williams' unit helped the defense rank eighth in the NFL in fewest rushing yards allowed per play (3.97) and finished second in the NFL in stuffs (tackles recorded at or behind the line of scrimmage) with 54.

Prior to joining the Raiders, Williams spent two seasons (2010-11) as defensive line coach at Texas A&M. During his tenure, the Aggies advanced to a pair of bowl games, including a win over Northwestern in the Meineke Car Care Bowl of Texas in 2011. The Aggies led the nation with 51 sacks in 2011 and finished third nationally with an average of eight tackles for loss per game. In 2010, Williams helped lead the Aggies to a share of the program's first Big 12 South crown in more than a decade and a berth in the Cotton Bowl.

From 2006 through 2009, Williams was the defensive line coach at Purdue. During his time with the Boilermakers, he coached the entire line each year with the exception of 2008, when he focused solely on the defensive end position. Williams tutored future NFL lineman Anthony Spencer, who led the NCAA in tackles for loss and was a first team All-American before becoming a first-round pick of the Dallas Cowboys. He also coached future NFL players Cliff Avril, Alex McGee, Mike Neal, Ryan Kerrigan, Kawann Short and Ryan Baker.

Williams coached the defensive line at Akron from 2004 through 2005. During that period, the Zips won the Mid-American Conference Championship Game (2005) and played in the Motor City Bowl, both marking firsts in program history. Williams spent two years (2002-03) as the defensive line coach at Youngstown State and served on the coaching staff at North Carolina A&T from 1999-2001. He got his start in coaching working with the defensive line at Fort Scott Community College during the 1998 season.

Williams had three summer internships in the NFL during his college coaching tenure. During the summer of 1999, he assisted the Jacksonville Jaguars with the defensive line, and he had a similar role with the Seattle Seahawks in 2007 and with the Dallas Cowboys in 2008.

A native of Los Angeles, Williams played nose guard at East Carolina and helped the Pirates to a Liberty Bowl victory over Stanford in 1995. He transferred to East Carolina from West Los Angeles College and earned a bachelor's degree in communications with a minor in history.

He and his wife, Tifini, have two sons: Tahj and Tyson, who passed away in 2012.

#### **Terrell Williams' Coaching Timeline:**

<b>2023:</b>	Assistant Head Coach-Defense/Defensive Line, Tennessee Titans
<b>2018-22:</b>	Defensive Line, Tennessee Titans
<b>2015-17:</b>	Defensive Line, Miami Dolphins
<b>2012-14:</b>	Defensive Line, Oakland Raiders
<b>2010-11:</b>	Defensive Line, Texas A&M
<b>2006-09:</b>	Defensive Line, Purdue
<b>2004-05:</b>	Defensive Line, Akron
<b>2002-03:</b>	Defensive Line, Youngstown State
<b>1999-2001:</b>	Defensive Line, North Carolina A&T
<b>1998:</b>	Defensive Line, Fort Scott CC





TENNESSEE TITANS

**VETERANS AND  
DRAFT PICKS**

## TENNESSEE TITANS ALPHABETICAL ROSTER

NO.	NAME	POS.	HT.	WT.	BIRTHDATE	EXP.	COLLEGE	HOMETOWN	ACQUIRED
2	Al-Shaair, Azeez	LB	6-2	228	8/4/97	5	Florida Atlantic	Tampa, Fla.	UFA (SF)-'23
96	Autry, Denico	DL	6-5	285	7/15/90	10	Mississippi State	Albemarle, N.C.	UFA (IND)-'21
23	Avery, Tre	CB	5-11	181	2/26/97	2	Rutgers	Baltimore, Md.	FA-'22
55	Brewer, Aaron	G/C	6-1	295	10/28/97	4	Texas State	Dallas, Texas	FA-'20
95	Brooks, Curtis	DT	6-2	287	2/6/98	1	Cincinnati	Danville, Va.	FA-'22
44	Brown, Mike	S	6-1	215	4/7/99	1	Miami (Ohio)	Grand Rapids, Mich.	FA-'22
91	Brown, Shakel	DT	6-3	295	12/4/98	R	Troy	Miami, Fla.	FA-'23
60	Brunskill, Daniel	OL	6-5	300	1/27/94	5	San Diego State	Valley Center, Calif.	UFA (SF)-'23
16	Burks, Treyton	WR	6-2	225	3/23/00	2	Arkansas	Warren, Ark.	D1-'22
31	Byard, Kevin	S	5-11	212	8/17/93	8	Middle Tennessee State	Lithonia, Ga.	D3-'16
45	Campbell, Chance	LB	6-2	232	10/8/99	2	Mississippi	Ellicott City, Md.	D6b-'22
28	Carter, Shyheim	DB	5-10	194	12/15/97	1	Alabama	Kentwood, La.	FA-'22
36o	Chestnut, Julius	RB	5-11	228	10/26/00	2	Sacred Heart	Bowie, Md.	FA-'22
19	Copeland, Jacob	WR	5-11	201	7/20/99	R	Maryland	Pensacola, Fla.	FA-'23
46	Cox, Morgan	LS	6-4	233	4/26/86	14	Tennessee	Collierville, Tenn.	UFA (BAL)-'21
38	Davis, Alonzo	DB	6-1	203	12/30/98	R	Northern Arizona	Los Angeles, Calif.	FA-'23
71	Dillard, Andre	T	6-5	315	10/3/95	5	Washington State	Woodinville, Wash.	UFA (PHI)-'23
14	Dowell, Colton	WR	6-3	212	4/19/99	R	Tennessee-Martin	Lebanon, Tenn.	D7-'23
79	Duncan, Jaelyn	OL	6-6	306	7/8/00	R	Maryland	New Carrollton, Md.	D6-'23
66	Empey, James	C	6-3	297	10/27/96	1	Brigham Young	American Fork, Utah	FA-'23
26	Fulton, Kristian	CB	5-11	197	9/3/98	4	Louisiana State	New Orleans, La.	D2-'20
33d	Garror, Eric	DB	5-8	174	3/31/00	R	Louisiana-Lafayette	Mobile, Ala.	FA-'23
50	Gibbens, Jack	LB	6-3	242	11/24/98	1	Minnesota	Bulverde, Texas	FA-'22
57	Gifford, Luke	LB	6-3	243	8/28/95	5	Nebraska	Lincoln, Neb.	UFA (DAL)-'23
82	Harrison, Tre'Shaun	WR	5-11	188	6/26/00	R	Oregon State	Seattle, Wash.	FA-'23
25o	Haskins, Hassan	RB	6-2	228	11/26/99	2	Michigan	St. Louis, Mo.	D4a-'22
22	Henry, Derrick	RB	6-3	247	1/4/94	8	Alabama	Yulee, Fla.	D2c-'16
84	Holmes, Gavin	WR	5-10	200	9/29/98	R	Baylor	Justin, Texas	FA-'23
37	Hooker, Amani	S	5-11	210	6/14/98	5	Iowa	Minneapolis, Minn.	D4-'19
10	Hopkins, DeAndre	WR	6-1	212	6/6/92	11	Clemson	Central, S.C.	FA-'23
35	Jackson, Chris	DB	5-10	193	4/13/98	4	Marshall	Tallahassee, Fla.	D7b-'20
5	Jackson, Kearis	WR	5-11	196	12/9/99	R	Georgia	Fort Valley, Ga.	FA-'23
39	Jackson, Matthew	S	6-1	209	11/9/98	R	Eastern Kentucky	Nashville, Tenn.	FA-'23
94	Johnson, Jaleel	DT	6-3	316	7/12/94	7	Iowa	Brooklyn, N.Y.	FA-'23
68	Johnson, Zack	OL	6-6	301	1/19/97	1	North Dakota State	Blaine, Minn.	FA-'22
73	Jones, Jamarco	OL	6-4	293	6/4/96	6	Ohio State	Chicago, Ill.	UFA (SEA)-'22
90	Jones, Naquan	DT	6-3	313	2/5/98	3	Michigan State	Evanston, Ill.	FA-'21
36d	Jones Jr., Steven	CB	5-10	188	1/1/99	R	Appalachian State	Rockingham, N.C.	FA-'23
30	Jones, Tyreque	S	6-2	195	1/4/99	R	Boise State	San Bernardino, Calif.	FA-'23
40d	Kendall, Anthony	CB	5-10	177	12/17/99	R	Baldwin Wallace	Port Richey, Fla.	FA-'23
49	Key, Arden	OLB	6-5	240	5/3/96	6	Louisiana State	Atlanta, Ga.	UFA (JAX)-'23
12	Kinsey, Mason	WR	5-11	200	8/29/98	1	Berry College	Demorest, Ga.	FA-'21
58	Landry III, Harold	OLB	6-2	252	6/5/96	6	Boston College	Spring Lake, N.C.	D2-'18
72o	Leglue, John	T	6-7	310	4/17/96	2	Tulane	Alexandria, La.	FA-'23
62	Levin, Corey	C/G	6-4	307	8/12/94	5	Chattanooga	Dacula, Ga.	FA-'21
8	Levis, Will	QB	6-4	229	6/27/99	R	Kentucky	Madison, Conn.	D2-'23
87	Mack, Alizé	TE	6-4	251	3/29/97	1	Notre Dame	Las Vegas, Nev.	FA-'23
25d	Marsh, Armani	DB	5-9	182	2/17/99	R	Washington State	Spokane, Wash.	FA-'23
52	McCloud, Zach	OLB	6-2	235	4/22/98	1	Miami (Fla.)	Lantana, Fla.	FA-'22
21	McCreary, Roger	CB	5-11	190	2/10/00	2	Auburn	Mobile, Ala.	D2-'22
69	McLendon Jr., TK	DE	6-4	275	2/27/99	R	Eastern Kentucky	Soperton, Ga.	FA-'23
13	McMath, Racey	WR	6-3	217	6/14/99	3	Louisiana State	New Orleans, La.	D6a-'21
24	Molden, Elijah	CB	5-10	192	1/30/99	3	Washington	West Linn, Ore.	D3b-'21
11	Moore, Chris	WR	6-1	200	6/16/93	8	Cincinnati	Tampa, Fla.	UFA (HOU)-'23
42	Murphy, Caleb	OLB	6-3	254	12/15/99	R	Ferris State	Dowagiac, Mich.	FA-'23
0	Murphy-Bunting, Sean	CB	6-0	195	6/19/97	5	Central Michigan	Macomb, Mich.	UFA (TB)-'23
67	Newman, Xavier	C/G	6-2	297	8/4/99	1	Baylor	Desoto, Texas	FA-'22
47	Niemann, Ben	LB	6-2	235	7/27/95	6	Iowa	Sycamore, Ill.	UFA (ARZ)-'23
89	Odukoya, Thomas	TE	6-6	253	5/5/97	1	Eastern Michigan	Almere, Netherlands	FA-'22
61	Ojukwu, John	OL	6-5	309	1/9/99	R	Boise State	Boise, Idaho	FA-'23

## TENNESSEE TITANS ALPHABETICAL ROSTER (CONTINUED)

85	Okonkwo, Chig	TE	6-3	238	9/8/99	2	Maryland	Powder Springs, Ga.	D4b-'22
59	Okuayinonu, Sam	OLB	6-1	269	5/1/98	2	Maryland	Lowell, Mass.	FA-'22
92	Peevy, Jayden	DT	6-5	308	9/3/99	1	Texas A&M	Bellaire, Texas	FA-'22
78	Petit-Frere, Nicholas	OL	6-5	316	9/15/99	2	Ohio State	Tampa, Fla.	D3a-'22
18	Philips, Kyle	WR	5-11	189	6/17/99	2	UCLA	San Marcos, Calif.	D5-'22
86	Rader, Kevin	TE	6-4	250	4/26/95	3	Youngstown State	Pittsburgh, Pa.	FA-'22
41	Reese IV, Otis	LB	6-3	214	7/2/98	R	Mississippi	Leesburg, Ga.	FA-'23
56	Rice, Monty	LB	6-0	233	1/8/99	3	Georgia	Huntsville, Ala.	D3a-'21
83	Rigg, Justin	TE	6-6	259	3/13/98	1	Kentucky	Springboro, Ohio	FA-'23
80	Roberson Jr., Reggie	WR	5-11	205	10/14/98	1	Southern Methodist	Desoto, Texas	FA-'22
70	Roos, Jordan	G	6-3	302	7/6/93	4	Purdue	Celina, Texas	FA-'21
76	Rupcich, Andrew	T	6-6	318	4/1/99	1	Culver-Stockton	Wonder Lake, Ill.	FA-'22
48	Rush, Thomas	OLB	6-3	251	1/31/00	R	Minnesota	Marysville, Ohio	FA-'23
72d	Shelvin, Tyler	NT	6-3	346	7/22/98	2	Louisiana State	Lafayette, La.	FA-'23
6	Shudak, Caleb	K	5-7	177	11/19/97	1	Iowa	Council Bluffs, Iowa	FA-'22
98	Simmons, Jeffery	DT	6-4	305	7/28/97	5	Mississippi State	Macon, Miss.	D1-'19
77	Skoronski, Peter	OL	6-4	313	7/31/01	R	Northwestern	Park Ridge, Ill.	D1-'23
32	Spears, Tyjae	RB	5-11	195	6/15/01	R	Tulane	Ponchatoula, La.	D3-'23
4	Stonehouse, Ryan	P	5-10	193	5/11/99	2	Colorado State	La Verne, Calif.	FA-'22
17	Tannehill, Ryan	QB	6-4	217	7/27/88	12	Texas A&M	Big Spring, Texas	T (MIA)-'19
93	Tart, Tear	DT	6-2	304	2/28/97	4	Florida International	Philadelphia, Pa.	FA-'20
33o	Ward, Jonathan	RB	6-0	202	9/30/97	4	Central Michigan	Kankakee, Ill.	FA-'22
99	Weaver, Rashad	OLB	6-4	259	11/10/97	3	Pittsburgh	Fort Lauderdale, Fla.	D4b-'21
88	Wesco, Trevon	TE	6-3	267	9/12/95	5	West Virginia	Martinsburg, W.Va.	UFA (CHI)-'23
15	Westbrook-Ikhine, Nick	WR	6-2	211	3/21/97	4	Indiana	Lake Mary, Fla.	FA-'20
81	Whyte, Josh	TE	6-7	248	9/8/99	R	Cincinnati	Cincinnati, Ohio	D5-'23
7	Willis, Malik	QB	6-1	219	5/25/99	2	Liberty	Atlanta, Ga.	D3b-'22
40s	Wolff, Trey	K	6-4	205	2/22/00	R	Texas Tech	Spring, Texas	FA-'23

**PHYSICALLY UNABLE TO PERFORM (2):**

3	Farley, Caleb	CB	6-2	197	11/2/98	3	Virginia Tech	Maiden, N.C.	D1-'21
75	Radunz, Dillon	OL	6-6	301	3/28/98	3	North Dakota State	Becker, Minn.	D2-'21

**NON-FOOTBALL ILLNESS (1):**

29	Thompson, Josh	DB	6-0	194	10/20/98	2	Texas	Nacogdoches, Texas	FA-'22
----	----------------	----	-----	-----	----------	---	-------	--------------------	--------

Active Roster Count: 91

As of July 24, 2023

## TENNESSEE TITANS NUMERICAL ROSTER

NO.	NAME	POS.	HT.	WT.	AGE	EXP.	COLLEGE	HOMETOWN	ACQUIRED
0	Sean Murphy-Bunting	CB	6-0	195	26	5	Central Michigan	Macomb, Mich.	UFA (TB)-'23
2	Azeez Al-Shaair	LB	6-2	228	25	5	Florida Atlantic	Tampa, Fla.	UFA (SF)-'23
4	Ryan Stonehouse	P	5-10	193	24	2	Colorado State	La Verne, Calif.	FA-'22
5	Kearis Jackson	WR	5-11	196	23	R	Georgia	Fort Valley, Ga.	FA-'23
6	Caleb Shudak	K	5-7	177	25	1	Iowa	Council Bluffs, Iowa	FA-'22
7	Malik Willis	QB	6-1	219	24	2	Liberty	Atlanta, Ga.	D3b-'22
8	Will Levis	QB	6-4	229	24	R	Kentucky	Madison, Conn.	D2-'23
10	DeAndre Hopkins	WR	6-1	212	31	11	Clemson	Central, S.C.	FA-'23
11	Chris Moore	WR	6-1	200	30	8	Cincinnati	Tampa, Fla.	UFA (HOU)-'23
12	Mason Kinsey	WR	5-11	200	24	1	Berry College	Demorest, Ga.	FA-'21
13	Racey McMath	WR	6-3	217	24	3	Louisiana State	New Orleans, La.	D6a-'21
14	Colton Dowell	WR	6-3	212	24	R	Tennessee-Martin	Lebanon, Tenn.	D7-'23
15	Nick Westbrook-Ikhine	WR	6-2	211	26	4	Indiana	Lake Mary, Fla.	FA-'20
16	Treyton Burks	WR	6-2	225	23	2	Arkansas	Warren, Ark.	D1-'22
17	Ryan Tannehill	QB	6-4	217	34	12	Texas A&M	Big Spring, Texas	T (MIA)-'19
18	Kyle Philips	WR	5-11	189	24	2	UCLA	San Marcos, Calif.	D5-'22
19	Jacob Copeland	WR	5-11	201	24	R	Maryland	Pensacola, Fla.	FA-'23
21	Roger McCreary	CB	5-11	190	23	2	Auburn	Mobile, Ala.	D2-'22
22	Derrick Henry	RB	6-3	247	29	8	Alabama	Yulee, Fla.	D2c-'16
23	Tre Avery	CB	5-11	181	26	2	Rutgers	Baltimore, Md.	FA-'22

## TENNESSEE TITANS NUMERICAL ROSTER (CONTINUED)

24	Elijah Molden	CB	5-10	192	24	3	Washington	West Linn, Ore.	D3b-'21
25o	Hassan Haskins	RB	6-2	228	23	2	Michigan	St. Louis, Mo.	D4a-'22
25d	Armani Marsh	DB	5-9	182	24	R	Washington State	Spokane, Wash.	FA-'23
26	Kristian Fulton	CB	5-11	197	24	4	Louisiana State	New Orleans, La.	D2-'20
28	Shyheim Carter	DB	5-10	194	25	1	Alabama	Kentwood, La.	FA-'22
30	Tyreque Jones	S	6-2	195	24	R	Boise State	San Bernardino, Calif.	FA-'23
31	Kevin Byard	S	5-11	212	29	8	Middle Tennessee State	Lithonia, Ga.	D3-'16
32	Tyjae Spears	RB	5-11	195	22	R	Tulane	Ponchatoula, La.	D3-'23
33d	Eric Garror	DB	5-8	174	23	R	Louisiana-Lafayette	Mobile, Ala.	FA-'23
33o	Jonathan Ward	RB	6-0	202	25	4	Central Michigan	Kankakee, Ill.	FA-'22
35	Chris Jackson	DB	5-10	193	25	4	Marshall	Tallahassee, Fla.	D7b-'20
36o	Julius Chestnut	RB	5-11	228	22	2	Sacred Heart	Bowie, Md.	FA-'22
36d	Steven Jones Jr.	CB	5-10	188	24	R	Appalachian State	Rockingham, N.C.	FA-'23
37	Amani Hooker	S	5-11	210	25	5	Iowa	Minneapolis, Minn.	D4-'19
38	Alonzo Davis	DB	6-1	203	24	R	Northern Arizona	Los Angeles, Calif.	FA-'23
39	Matthew Jackson	S	6-1	209	24	R	Eastern Kentucky	Nashville, Tenn.	FA-'23
40d	Anthony Kendall	CB	5-10	177	23	R	Baldwin Wallace	Port Richey, Fla.	FA-'23
40s	Trey Wolff	K	6-4	205	23	R	Texas Tech	Spring, Texas	FA-'23
41	Otis Reese IV	LB	6-3	214	25	R	Mississippi	Leesburg, Ga.	FA-'23
42	Caleb Murphy	OLB	6-3	254	23	R	Ferris State	Dowagiac, Mich.	FA-'23
44	Mike Brown	S	6-1	215	24	1	Miami (Ohio)	Grand Rapids, Mich.	FA-'22
45	Chance Campbell	LB	6-2	232	23	2	Mississippi	Ellicott City, Md.	D6b-'22
46	Morgan Cox	LS	6-4	233	37	14	Tennessee	Collierville, Tenn.	UFA (BAL)-'21
47	Ben Niemann	LB	6-2	235	27	6	Iowa	Sycamore, Ill.	UFA (ARZ)-'23
48	Thomas Rush	OLB	6-3	251	23	R	Minnesota	Marysville, Ohio	FA-'23
49	Arden Key	OLB	6-5	240	27	6	Louisiana State	Atlanta, Ga.	UFA (JAX)-'23
50	Jack Gibbens	LB	6-3	242	24	1	Minnesota	Bulverde, Texas	FA-'22
52	Zach McCloud	OLB	6-2	235	25	1	Miami (Fla.)	Lantana, Fla.	FA-'22
55	Aaron Brewer	G/C	6-1	295	25	4	Texas State	Dallas, Texas	FA-'20
56	Monty Rice	LB	6-0	233	24	3	Georgia	Huntsville, Ala.	D3a-'21
57	Luke Gifford	LB	6-3	243	27	5	Nebraska	Lincoln, Neb.	UFA (DAL)-'23
58	Harold Landry III	OLB	6-2	252	27	6	Boston College	Spring Lake, N.C.	D2-'18
59	Sam Okuayinonu	OLB	6-1	269	25	2	Maryland	Lowell, Mass.	FA-'22
60	Daniel Brunskill	OL	6-5	300	29	5	San Diego State	Valley Center, Calif.	UFA (SF)-'23
61	John Ojukwu	OL	6-5	309	24	R	Boise State	Boise, Idaho	FA-'23
62	Corey Levin	C/G	6-4	307	28	5	Chattanooga	Dacula, Ga.	FA-'21
66	James Empey	C	6-3	297	26	1	Brigham Young	American Fork, Utah	FA-'23
67	Xavier Newman	C/G	6-2	297	23	1	Baylor	Desoto, Texas	FA-'22
68	Zack Johnson	OL	6-6	301	26	1	North Dakota State	Blaine, Minn.	FA-'22
69	TK McLendon Jr.	DE	6-4	275	24	R	Eastern Kentucky	Soperton, Ga.	FA-'23
70	Jordan Roos	G	6-3	302	30	4	Purdue	Celina, Texas	FA-'21
71	Andre Dillard	T	6-5	315	27	5	Washington State	Woodinville, Wash.	UFA (PHI)-'23
72o	John Leglue	T	6-7	310	27	2	Tulane	Alexandria, La.	FA-'23
72d	Tyler Shelvin	NT	6-3	346	25	2	Louisiana State	Lafayette, La.	FA-'23
73	Jamarco Jones	OL	6-4	293	27	6	Ohio State	Chicago, Ill.	UFA (SEA)-'22
76	Andrew Rucpich	T	6-6	318	24	1	Culver-Stockton	Wonder Lake, Ill.	FA-'22
77	Peter Skoronski	OL	6-4	313	21	R	Northwestern	Park Ridge, Ill.	D1-'23
78	Nicholas Petit-Frere	OL	6-5	316	23	2	Ohio State	Tampa, Fla.	D3a-'22
79	Jaelyn Duncan	OL	6-6	306	23	R	Maryland	New Carrollton, Md.	D6-'23
80	Reggie Roberson Jr.	WR	5-11	205	24	1	Southern Methodist	Desoto, Texas	FA-'22
81	Josh Whyte	TE	6-7	248	23	R	Cincinnati	Cincinnati, Ohio	D5-'23
82	Tre'Shaun Harrison	WR	5-11	188	23	R	Oregon State	Seattle, Wash.	FA-'23
83	Justin Rigg	TE	6-6	259	25	1	Kentucky	Springboro, Ohio	FA-'23
84	Gavin Holmes	WR	5-10	200	24	R	Baylor	Justin, Texas	FA-'23
85	Chig Okonkwo	TE	6-3	238	23	2	Maryland	Powder Springs, Ga.	D4b-'22
86	Kevin Rader	TE	6-4	250	28	3	Youngstown State	Pittsburgh, Pa.	FA-'22
87	Alizé Mack	TE	6-4	251	26	1	Notre Dame	Las Vegas, Nev.	FA-'23
88	Trevon Wesco	TE	6-3	267	27	5	West Virginia	Martinsburg, W.Va.	UFA (CHI)-'23
89	Thomas Odukoya	TE	6-6	253	26	1	Eastern Michigan	Almere, Netherlands	FA-'22
90	Naquan Jones	DT	6-3	313	25	3	Michigan State	Evanston, Ill.	FA-'21

## TENNESSEE TITANS NUMERICAL ROSTER (CONTINUED)

91	Shakel Brown	DT	6-3	295	24	R	Troy	Miami, Fla.	FA-'23
92	Jayden Peevy	DT	6-5	308	23	1	Texas A&M	Bellaire, Texas	FA-'22
93	Teair Tart	DT	6-2	304	26	4	Florida International	Philadelphia, Pa.	FA-'20
94	Jaleel Johnson	DT	6-3	316	29	7	Iowa	Brooklyn, N.Y.	FA-'23
95	Curtis Brooks	DT	6-2	287	25	1	Cincinnati	Danville, Va.	FA-'22
96	Denico Autry	DL	6-5	285	33	10	Mississippi State	Albemarle, N.C.	UFA (IND)-'21
98	Jeffery Simmons	DT	6-4	305	25	5	Mississippi State	Macon, Miss.	D1-'19
99	Rashad Weaver	OLB	6-4	259	25	3	Pittsburgh	Fort Lauderdale, Fla.	D4b-'21
<b>PHYSICALLY UNABLE TO PERFORM (2):</b>									
3	Caleb Farley	CB	6-2	197	24	3	Virginia Tech	Maiden, N.C.	D1-'21
75	Dillon Radunz	OL	6-6	301	25	3	North Dakota State	Becker, Minn.	D2-'21
<b>NON-FOOTBALL ILLNESS (1):</b>									
29	Josh Thompson	DB	6-0	194	24	2	Texas	Nacogdoches, Texas	FA-'22

Active Roster Count: 91  
As of July 24, 2023

### HEAD COACH: MIKE VRABEL

**ASSISTANT COACHES:** SHANE BOWEN (defensive coordinator), TIM KELLY (offensive coordinator), CRAIG AUKERMAN (special teams), BRIAN BELL (assistant director of sports performance), SCOTT BOOKER (safeties), KYLAN BUTLER (offensive assistant), RYAN CROW (outside linebackers), TONY DEWS (tight ends), JUSTIN HAMILTON (defensive quality control), CHRIS HARRIS (defensive pass game coordinator/cornerbacks), JASON HOUGHTALING (offensive line), MATT JONES (offensive line assistant), BOBBY KING (inside linebackers), ZAK KUHR (inside linebackers assistant), ANTHONY LEVINE (special teams assistant), LORI LOCUST (defensive quality control), CHARLES LONDON (pass game coordinator/quarterbacks), CLINTON McMILLAN (defensive line assistant), ROB MOORE (wide receivers), PAT O'HARA (passing game analyst), JUSTIN OUTTEN (run game coordinator/running backs), FRANK PIRAINO (director of sports performance), TOM QUINN (special teams assistant), TYLER ROUSE (sports performance assistant), LUKE STOCKER (offensive assistant), JOHN STREICHER (director of football administration), MIKE SULLIVAN (assistant offensive line), TERRELL WILLIAMS (assistant head coach - defense/defensive line)

**HOW ACQUIRED KEY:** FA (free agent), UFA (unrestricted free agent), RFA (restricted free agent), D (draft pick), W (waivers), T (trade)

## PRONUNCIATION GUIDE

AZEEZ AL-SHAAIR (uh-ZEEZ al-SHY-er); TREYLON Burks (TRAY-lin); Kevin BYARD (BY-urd); HASSAN Haskins (huh-SAAN); XAVIER Newman (ZAY-vee-er); Thomas ODUKOYA (OH-due-COY-ah); John OJUKWU (oh-JOO-koo); Chig OKONKWO (oh-KAHN-kwoh); Sam OKUAYINONU (oh-KWAHN-new); Nicholas PETIT-FRERE (puh-TEET FRAIR); Dillon RADUNZ (RAY-dinz); Reggie ROBERSON Jr. (RAH-ber-son); Andrew RUPCICH (RUP-sitch); Caleb SHUDAK (SHOE-dak); Peter SKORONSKI (skuh-RON-ski); Ryan TANNEHILL (TAN-uh-hill); TEAIR Tart (tee-AIR); Nick Westbrook-IKHINE (uh-KEEN-ay); Josh WHYLE (WHY-lee)



## TITANS POSITIONAL ROSTER - OFFENSE

### QUARTERBACKS (3)

8	Levis, Will	QB	6-4	229	6/27/99	R	Kentucky	Madison, Conn.	D2-'23
17	Tannehill, Ryan	QB	6-4	217	7/27/88	12	Texas A&M	Big Spring, Texas	T (MIA)-'19
7	Willis, Malik	QB	6-1	219	5/25/99	2	Liberty	Atlanta, Ga.	D3b-'22

### RUNNING BACKS (5)

36	Chestnut, Julius	RB	5-11	228	10/26/00	2	Sacred Heart	Bowie, Md.	FA-'22
25	Haskins, Hassan	RB	6-2	228	11/26/99	2	Michigan	St. Louis, Mo.	D4a-'22
22	Henry, Derrick	RB	6-3	247	1/4/94	8	Alabama	Yulee, Fla.	D2c-'16
32	Spears, Tyjae	RB	5-11	195	6/15/01	R	Tulane	Ponchatoula, La.	D3-'23
33	Ward, Jonathan	RB	6-0	202	9/30/97	4	Central Michigan	Kankakee, Ill.	FA-'22

### WIDE RECEIVERS (13)

16	Burks, Treyton	WR	6-2	225	3/23/00	2	Arkansas	Warren, Ark.	D1-'22
19	Copeland, Jacob	WR	5-11	201	7/20/99	R	Maryland	Pensacola, Fla.	FA-'23
14	Dowell, Colton	WR	6-3	212	4/19/99	R	Tennessee-Martin	Lebanon, Tenn.	D7-'23
82	Harrison, Tre'Shaun	WR	5-11	188	6/26/00	R	Oregon State	Seattle, Wash.	FA-'23
84	Holmes, Gavin	WR	5-10	200	9/29/98	R	Baylor	Justin, Texas	FA-'23
10	Hopkins, DeAndre	WR	6-1	212	6/6/92	11	Clemson	Central, S.C.	FA-'23
5	Jackson, Kearis	WR	5-11	196	12/9/99	R	Georgia	Fort Valley, Ga.	FA-'23
12	Kinsey, Mason	WR	5-11	200	8/29/98	1	Berry College	Demorest, Ga.	FA-'21
13	McMath, Racey	WR	6-3	217	6/14/99	3	Louisiana State	New Orleans, La.	D6a-'21
11	Moore, Chris	WR	6-1	200	6/16/93	8	Cincinnati	Tampa, Fla.	UFA (HOU)-'23
18	Philips, Kyle	WR	5-11	189	6/17/99	2	UCLA	San Marcos, Calif.	D5-'22
80	Roberson Jr., Reggie	WR	5-11	205	10/14/98	1	Southern Methodist	Desoto, Texas	FA-'22
15	Westbrook-Ikhine, Nick	WR	6-2	211	3/21/97	4	Indiana	Lake Mary, Fla.	FA-'20

### TIGHT ENDS (7)

87	Mack, Alizé	TE	6-4	251	3/29/97	1	Notre Dame	Las Vegas, Nev.	FA-'23
89	Odukoya, Thomas	TE	6-6	253	5/5/97	1	Eastern Michigan	Almere, Netherlands	FA-'22
85	Okonkwo, Chig	TE	6-3	238	9/8/99	2	Maryland	Powder Springs, Ga.	D4b-'22
86	Rader, Kevin	TE	6-4	250	4/26/95	3	Youngstown State	Pittsburgh, Pa.	FA-'22
83	Rigg, Justin	TE	6-6	259	3/13/98	1	Kentucky	Springboro, Ohio	FA-'23
88	Wesco, Trevon	TE	6-3	267	9/12/95	5	West Virginia	Martinsburg, W.Va.	UFA (CHI)-'23
81	Whyle, Josh	TE	6-7	248	9/8/99	R	Cincinnati	Cincinnati, Ohio	D5-'23

### CENTERS (3)

55	Brewer, Aaron	G/C	6-1	295	10/28/97	4	Texas State	Dallas, Texas	FA-'20
66	Empey, James	C	6-3	297	10/27/96	1	Brigham Young	American Fork, Utah	FA-'23
62	Levin, Corey	C/G	6-4	307	8/12/94	5	Chattanooga	Dacula, Ga.	FA-'21

### GUARDS (5)

60	Brunskill, Daniel	OL	6-5	300	1/27/94	5	San Diego State	Valley Center, Calif.	UFA (SF)-'23
73	Jones, Jamarco	OL	6-4	293	6/4/96	6	Ohio State	Chicago, Ill.	UFA (SEA)-'21
67	Newman, Xavier	C/G	6-2	297	8/4/99	1	Baylor	Desoto, Texas	FA-'22
75	Radunz, Dillon	OL	6-6	301	3/28/98	3	North Dakota State	Becker, Minn.	D2-'21
70	Roos, Jordan	G	6-3	302	7/6/93	4	Purdue	Celina, Texas	FA-'21

### TACKLES (8)

71	Dillard, Andre	T	6-5	315	10/3/95	5	Washington State	Woodinville, Wash.	UFA (PHI)-'23
79	Duncan, Jaelyn	OL	6-6	306	7/8/00	R	Maryland	New Carrollton, Md.	D6-'23
68	Johnson, Zack	OL	6-6	301	1/19/97	1	North Dakota State	Blaine, Minn.	FA-'22
72	Leglue, John	T	6-7	310	4/17/96	2	Tulane	Alexandria, La.	FA-'23
61	Ojukwu, John	OL	6-5	309	1/9/99	R	Boise State	Boise, Idaho	FA-'23
78	Petit-Frere, Nicholas	OL	6-5	316	9/15/99	2	Ohio State	Tampa, Fla.	D3a-'22
76	Rupcich, Andrew	T	6-6	318	4/1/99	1	Culver-Stockton	Wonder Lake, Ill.	FA-'22
77	Skoronski, Peter	OL	6-4	313	7/31/01	R	Northwestern	Park Ridge, Ill.	D1-'23

### LONG SNAPPER (1)

46	Cox, Morgan	LS	6-4	233	4/26/86	14	Tennessee	Collierville, Tenn.	UFA (BAL)-'21
----	-------------	----	-----	-----	---------	----	-----------	---------------------	---------------

### PLACEKICKERS (2)

6	Shudak, Caleb	K	5-7	177	11/19/97	1	Iowa	Council Bluffs, Iowa	FA-'22
40	Wolff, Trey	K	6-4	205	2/22/00	R	Texas Tech	Spring, Texas	FA-'23

## TITANS POSITIONAL ROSTER - DEFENSE

### DEFENSIVE LINEMEN (10)

96	Autry, Denico	DL	6-5	285	7/15/90	10	Mississippi State	Albemarle, N.C.	UFA (IND)-'21
95	Brooks, Curtis	DT	6-2	287	2/6/98	1	Cincinnati	Danville, Va.	FA-'22
91	Brown, Shakel	DT	6-3	295	12/4/98	R	Troy	Miami, Fla.	FA-'23
94	Johnson, Jaleel	DT	6-3	316	7/12/94	7	Iowa	Brooklyn, N.Y.	FA-'23
90	Jones, Naquan	DT	6-3	313	2/5/98	3	Michigan State	Evanston, Ill.	FA-'21
69	McLendon Jr., TK	DE	6-4	275	2/27/99	R	Eastern Kentucky	Soperton, Ga.	FA-'23
92	Peevy, Jayden	DT	6-5	308	9/3/99	1	Texas A&M	Bellaire, Texas	FA-'22
72	Shelvin, Tyler	NT	6-3	346	7/22/98	2	Louisiana State	Lafayette, La.	FA-'23
98	Simmons, Jeffery	DL	6-4	305	7/28/97	5	Mississippi State	Macon, Miss.	D1-'19
93	Tart, Teair	DT	6-2	304	2/28/97	4	Florida International	Philadelphia, Pa.	FA-'20

### LINEBACKERS (14)

2	Al-Shaair, Azeez	LB	6-2	228	8/4/97	5	Florida Atlantic	Tampa, Fla.	UFA (SF)-'23
45	Campbell, Chance	LB	6-2	232	10/8/99	2	Mississippi	Ellicott City, Md.	D6b-'22
50	Gibbens, Jack	LB	6-3	242	11/24/98	1	Minnesota	Bulverde, Texas	FA-'22
57	Gifford, Luke	LB	6-3	243	8/28/95	5	Nebraska	Lincoln, Neb.	UFA (DAL)-'23
49	Key, Arden	OLB	6-5	240	5/3/96	6	Louisiana State	Atlanta, Ga.	UFA (JAX)-'23
58	Landry III, Harold	OLB	6-2	252	6/5/96	6	Boston College	Spring Lake, N.C.	D2-'18
52	McCloud, Zach	OLB	6-2	235	4/22/98	1	Miami (Fla.)	Lantana, Fla.	FA-'22
42	Murphy, Caleb	OLB	6-3	254	12/15/99	R	Ferris State	Dowagiac, Mich.	FA-'23
47	Niemann, Ben	LB	6-2	235	7/27/95	6	Iowa	Sycamore, Ill.	UFA (ARZ)-'23
59	Okuyinonu, Sam	OLB	6-1	269	5/1/98	2	Maryland	Lowell, Mass.	FA-'22
41	Reese IV, Otis	LB	6-3	214	7/2/98	R	Mississippi	Leesburg, Ga.	FA-'23
56	Rice, Monty	LB	6-0	233	1/8/99	3	Georgia	Huntsville, Ala.	D3a-'21
48	Rush, Thomas	OLB	6-3	251	1/31/00	R	Minnesota	Marysville, Ohio	FA-'23
99	Weaver, Rashad	OLB	6-4	259	11/10/97	3	Pittsburgh	Fort Lauderdale, Fla.	D4b-'21

### CORNERBACKS (12)

23	Avery, Tre	CB	5-11	181	2/26/97	2	Rutgers	Baltimore, Md.	FA-'22
28	Carter, Shyheim	DB	5-10	194	12/15/97	1	Alabama	Kentwood, La.	FA-'22
3	Farley, Caleb	CB	6-2	197	11/2/98	3	Virginia Tech	Maiden, N.C.	D1-'21
26	Fulton, Kristian	CB	5-11	197	9/3/98	4	Louisiana State	New Orleans, La.	D2-'20
33	Garror, Eric	DB	5-8	174	3/31/00	R	Louisiana-Lafayette	Mobile, Ala.	FA-'23
35	Jackson, Chris	DB	5-10	193	4/13/98	4	Marshall	Tallahassee, Fla.	D7b-'20
36	Jones Jr., Steven	CB	5-10	188	1/1/99	R	Appalachian State	Rockingham, N.C.	FA-'23
40	Kendall, Anthony	CB	5-10	177	12/17/99	R	Baldwin Wallace	Port Richey, Fla.	FA-'23
25	Marsh, Armani	DB	5-9	182	2/17/99	R	Washington State	Spokane, Wash.	FA-'23
21	McCreary, Roger	CB	5-11	190	2/10/00	2	Auburn	Mobile, Ala.	D2-'22
24	Molden, Elijah	CB	5-10	192	1/30/99	3	Washington	West Linn, Ore.	D3b-'21
0	Murphy-Bunting, Sean	CB	6-0	195	6/19/97	5	Central Michigan	Macomb, Mich.	UFA (TB)-'23

### SAFETIES (7)

44	Brown, Mike	S	6-1	215	4/7/99	1	Miami (Ohio)	Grand Rapids, Mich.	FA-'22
31	Byard, Kevin	S	5-11	212	8/17/93	8	Middle Tennessee State	Lithonia, Ga.	D3-'16
38	Davis, Alonzo	DB	6-1	203	12/30/98	R	Northern Arizona	Los Angeles, Calif.	FA-'23
37	Hooker, Amani	S	5-11	210	6/14/98	5	Iowa	Minneapolis, Minn.	D4-'19
39	Jackson, Matthew	S	6-1	209	11/9/98	R	Eastern Kentucky	Nashville, Tenn.	FA-'23
30	Jones, Tyreque	S	6-2	195	1/4/99	R	Boise State	San Bernardino, Calif.	FA-'23
29	Thompson, Josh	DB	6-0	194	10/20/98	2	Texas	Nacogdoches, Texas	FA-'22

### PUNTERS (1)

4	Stonehouse, Ryan	P	5-10	193	5/11/99	2	Colorado State	La Verne, Calif.	FA-'22
---	------------------	---	------	-----	---------	---	----------------	------------------	--------

As of July 24, 2023

## HOW THE TITANS WERE BUILT

YEAR	DRAFTEES (27)	FREE AGENTS (62)	TRADES/WAIVERS (2)
<b>2023</b>	OL Peter Skoronski (1) QB Will Levis (2) RB Tyjae Spears (3) TE Josh Whyle (5) OL Jaelyn Duncan (6) WR Colton Dowell (7)	DT Curtis Brooks (FA) CB Shyheim Carter (FA) OL Zack Johnson (FA) WR Mason Kinsey (FA) OLB Zach McCloud (FA) TE Thomas Odukoya (FA) OLB Sam Okuayinonu (FA) DT Jayden Peevy (FA) WR Reggie Roberson Jr. (FA) T Andrew Ruppich (FA) K Caleb Shudak (FA) TE Justin Rigg (FA) T John Leglue (FA) NT Tyler Shelvin (FA) LB Azeez Al-Shaair (UFA-SF) OL Daniel Brunskill (UFA-SF) T Andre Dillard (UFA-PHI) LB Luke Gifford (UFA-DAL) OLB Arden Key (UFA-JAX) CB Sean Murphy-Bunting (UFA-TB) TE Trevon Wesco (UFA-CHI) LB Ben Niemann (UFA-ARZ) WR Chris Moore (UFA-HOU) DT Shakel Brown (FA) WR Jacob Copeland (FA) WR Tre'Shaun Harrison (FA) S Matthew Jackson (FA) CB Steven Jones Jr. (FA) S Tyreque Jones (FA) CB Anthony Kendall (FA) DE TK McLendon Jr. (FA) OLB Caleb Murphy (FA) OL John Ojukwu (FA) LB Otis Reese IV (FA) OLB Thomas Rush (FA) K Trey Wolff (FA) DB Alonzo Davis (FA) C James Empey (FA) DB Eric Garror (FA) WR Gavin Holmes (FA) WR Kearis Jackson (FA) DB Armani Marsh (FA) TE Alizé Mack (FA) DT Jaleel Johnson (FA) WR DeAndre Hopkins (FA)	
<b>2022</b>	WR Treyton Burks (1) CB Roger McCreary (2) OL Nicholas Petit-Frere (3a) QB Malik Willis (3b) RB Hassan Haskins (4a) TE Chig Okonkwo (4b) WR Kyle Philips (5) LB Chance Campbell (6b)	OL Jamarco Jones (UFA-SEA) CB Tre Avery (FA) RB Julius Chestnut (FA) LB Jack Gibbens (FA) C/G Xavier Newman (FA) P Ryan Stonehouse (FA) TE Kevin Rader (FA) DB Josh Thompson (FA) RB Jonathan Ward (FA) S Mike Brown (FA)	
<b>2021</b>	CB Caleb Farley (1) OL Dillon Radunz (2) LB Monty Rice (3a) CB Elijah Molden (3b) OLB Rashad Weaver (4b) WR Racey McMath (6a)	DL Denico Autry (UFA-IND) LS Morgan Cox (UFA-BAL) DT Naquan Jones (FA) G Jordan Roos (FA)	C/G Corey Levin (W-NYJ)
<b>2020</b>	CB Kristian Fulton (2)	G/C Aaron Brewer (FA) DT Teair Tart (FA) WR Nick Westbrook-Ikhine (FA)	
<b>2019</b>	DT Jeffery Simmons (1) S Amani Hooker (4)		QB Ryan Tannehill (T-MIA)
<b>2018</b>	OLB Harold Landry III (2)		
<b>2016</b>	RB Derrick Henry (2c) S Kevin Byard (3)		





# 2 AZEEZ AL-SHAAIR

**LINEBACKER • 6'2" • 228 LBS • COLLEGE: FLORIDA ATLANTIC**  
**ACQUIRED: UNRESTRICTED FREE AGENT (SF) - 2023**  
**NFL EXPERIENCE (NFL/TITANS): 5/1 • HOMETOWN: TAMPA, FLA.**  
**GAMES PLAYED/GAMES STARTED: 56/31 (PLAYOFFS: 6/4)**



**PRO:** The Titans signed Azeez Al-Shaair (uh-ZEEZ al-SHY-er) as an unrestricted free agent early in the 2023 offseason to bring veteran leadership and experience to the inside linebacker position. The 6-foot-2-inch, 228-pound defender possesses grit and toughness with an uncanny knack for finding the ball carrier. The Florida Atlantic product entered the NFL as an undrafted free agent with the San Francisco 49ers in 2019. He spent his first four seasons with the club, appearing in 56 games with 31 starts while amassing 191 tackles, two sacks, two interceptions, 11 stops for loss, nine quarterback pressures, two forced fumbles and three fumble recoveries.

#### CAREER HIGHLIGHTS:

- In 2021, Al-Shaair enjoyed a breakout campaign with the 49ers by setting career-highs with 102 tackles, two sacks, nine stops for loss and five passes defended. He also started all three postseason games and registered 13 tackles.

#### TITANS TIDBITS:

- Al-Shaair grew up in a family of nine, with his mother, Naadhirah, supporting him and his seven siblings. In 2012, struggling to make ends meet, the family moved into their grandmother's home in Tampa, Fla. One night, Al-Shaair awoke to the smell of smoke encompassing the house. He was able to wake up and lead the rest of his family to safety, as they watched the house burn down. The family moved from place to place before settling in a longstay motel. Al-Shaair chose to sleep on the floor, as the family had to fit into one room. He trekked two hours by bus each day to attend school and football practice, often only eating once a day, making sure any leftover food went to his mom and siblings. According to him his work ethic on and off the field grew in that adversity.
- While at Florida Atlantic, Al-Shaair decided to move his two younger brothers, Abdul-Lateef and Abdur-Rahmaan, into his Boca Raton apartment. Constantly worrying about whether they were eating or getting into trouble, Al-Shaair began to serve as the father figure of the household.
- Al-Shaair was the recipient of the N4A Wilma Rudolph Student-Athlete Achievement Award, which honors any collegiate student-athlete who has overcome great personal, academic, and/or emotional odds to achieve academic success while participating in intercollegiate athletics.

#### CAREER TRANSACTIONS:

- The Tampa, Fla., native was originally signed by the San Francisco 49ers as a rookie free agent on May 3, 2019.
- Signed by the Titans as an unrestricted free agent on March 20, 2023.

#### SEASON RECAPS:

**2022 (12/9, 3/3 - San Francisco):** Saw action in 12 games with nine starts at linebacker and recorded 44 tackles, a stop for loss, three quarterback pressures and a fumble recovery. Placed on injured reserve on Oct. 3 and missed five games before being designated to return on Nov. 12. Started all three postseason contests and collected 12 tackles.

- At Denver (9/25), started at linebacker and posted five tackles.
- Against Arizona (1/8), started at linebacker and notched a season-high 11 tackles.

**2021 (13/13, 3/1 - San Francisco):** Started 13 games and notched career-highs with 102 tackles, two sacks, nine stops for loss and five passes defended. Added two fumble recoveries, an interception and a forced fumble. Was inactive for four contests. Saw action all three postseason games with one start and registered 13 tackles.

- Against Green Bay (9/26), led the team with a then career-high 10 tackles.

- Against Indianapolis (10/24), registered nine tackles and his first career fumble recovery, scooping up a loose ball by Carson Wentz.
- Against Minnesota (11/28), registered a team-high eight tackles while adding a fumble recovery and an interception of Kirk Cousins.
- At Seattle (12/5), combined with Arden Key to sack Russell Wilson, marking the first half sack of his career. Also registered a career-high 15 tackles to go along with a forced fumble of Gerald Everett.
- At Cincinnati (12/12), collected 11 tackles, a sack and a pass defended.
- At Tennessee (12/23), notched six tackles and a half sack.

**2020 (16/5 - San Francisco):** Saw action in all 16 games with five starts and recorded 34 tackles, an interception, a forced fumble and two passes defended.

- Against Philadelphia (10/4), registered three tackles and picked off a Carson Wentz pass that was tipped by Javon Kinlaw, marking his first career interception.
- At New England (10/25), posted five tackles and forced a Jakob Johnson fumble.
- Against Seattle (1/3), notched a season-high nine tackles with a pass defended.

**2019 (15/4, 0/0 - San Francisco):** Played in 15 games with four starts as a rookie and registered 11 tackles. Finished tied for third on the team with eight special teams tackles. Was inactive for one regular season contest and all three postseason games.

- Against Green Bay (11/24), made his first career NFL start at linebacker and collected a tackle.
- At Seattle (12/29), started at linebacker and registered three tackles.

#### COLLEGE:

- During a four-year career at Florida Atlantic, appeared in 43 games with 42 starts and registered 397 tackles, 32.5 tackles for loss, eight passes defended, 7.5 sacks, two forced fumbles and an interception returned for a touchdown.

- As a senior (2018), started all six games in which he appeared and tallied 43 tackles, 2.5 tackles for loss, 1.5 sacks and a pass defended.

- As a junior (2017), earned first-team Conference USA honors after starting 13 games and recording a league-high 147 tackles, to go along with 11 tackles for loss, four passes defended, 2.5 sacks and a forced fumble.

- As a sophomore (2016), was named Conference USA honorable mention after starting 12 games and notching 113 tackles, 12 tackles for loss, two sacks, an interception (returned for a touchdown) and a pass defended.

- As a true freshman (2015), earned Freshman All-America honors from USA Today and was named to Conference USA's All-Freshman team after playing in 12 games with 11 starts and registering 94 tackles, seven tackles for loss, two passes defended, 1.5 sacks and a forced fumble. Was named Florida Atlantic's Co-Newcomer of the Year.

- Majored in public safety administration at Florida Atlantic.

#### PERSONAL:

- Attended Hillsborough (Tampa, Fla.) High School where he was a two-time all-state, all-county and all-conference selection after finishing his career with 236 tackles, 15 sacks, five forced fumbles and two interceptions. Also blocked eight field goal attempts on special teams.

- As a senior, played in 11 games and registered 126 tackles, 6.5 sacks, six blocked field goals, a blocked punt, two interceptions, three forced

fumbles and three fumble recoveries.

- As a junior, saw action in 10 games and recorded 110 tackles.
- Son of Naadhirah Lennon.
- Follow Al-Shaair on Twitter at @A\_train2\_.
- Follow Al-Shaair on Instagram at @a\_train2\_.
- Born Azeez Al-Shaair on Aug. 4, 1997 in Tampa, Fla.

## AZEEZ AL-SHAAIR'S GAME-BY-GAME

### 2019 San Francisco 49ers

Date	Opp	W/L	P/S	Tot	Solo	Asst	Sk	- Yds	QBP	TFL	Int	- Yds	-TD	PD	FF	FR	- Yds	SpT	
Sept 8	@ TB	W	p	0	0	0	0.0	0.0	0	0	0	0	0	0	0	0	0	0	2
Sept 15	@ Cin	W	p	1	0	1	0.0	0.0	0	0	0	0	0	0	0	0	0	0	1
Sept 22	Pit	W	p	0	0	0	0.0	0.0	0	0	0	0	0	0	0	0	0	0	1
Oct 7	Cle	W	p	0	0	0	0.0	0.0	0	0	0	0	0	0	0	0	0	0	1
Oct 13	@ LAR	W	p	0	0	0	0.0	0.0	0	0	0	0	0	0	0	0	0	0	0
Oct 20	@ Was	W	p	0	0	0	0.0	0.0	0	0	0	0	0	0	0	0	0	0	1
Oct 27	Car	W	p	0	0	0	0.0	0.0	0	0	0	0	0	0	0	0	0	0	0
Oct 31	@ Ari	W	p	0	0	0	0.0	0.0	0	0	0	0	0	0	0	0	0	0	0
Nov 11	Sea	L	p	0	0	0	0.0	0.0	0	0	0	0	0	0	0	0	0	0	0
Nov 17	Ari	W	IA																
Nov 24	GB	W	S	1	0	1	0.0	0.0	0	0	0	0	0	0	0	0	0	0	1
Dec 1	@ Bal	L	S	3	2	1	0.0	0.0	0	0	0	0	0	0	0	0	0	0	0
Dec 8	@ NO	W	p	0	0	0	0.0	0.0	0	0	0	0	0	0	0	0	0	0	0
Dec 15	Atl	L	S	1	1	0	0.0	0.0	0	0	0	0	0	0	0	0	0	0	0
Dec 21	LAR	W	p	2	1	1	0.0	0.0	0	0	0	0	0	0	0	0	0	0	0
Dec 29	@ Sea	W	S	3	2	1	0.0	0.0	0	0	0	0	0	0	0	0	0	0	0
<b>Totals</b>				<b>13-3</b>	<b>15/4</b>	<b>11</b>	<b>6</b>	<b>5</b>	<b>0.0</b>	<b>0.0</b>	<b>0</b>	<b>0</b>	<b>0</b>	<b>0</b>	<b>0</b>	<b>0</b>	<b>0</b>	<b>0</b>	<b>7</b>
<b>Playoffs</b>																			
Jan 11	Min	W	IA																
Jan 19	GB	W	IA																
Feb 2	@ KC	L	IA																
<b>Totals</b>				<b>2-1</b>	<b>0/0</b>	<b>0</b>	<b>0</b>	<b>0</b>	<b>0.0</b>	<b>0.0</b>	<b>0</b>	<b>0</b>	<b>0</b>	<b>0</b>	<b>0</b>	<b>0</b>	<b>0</b>	<b>0</b>	<b>0</b>

### 2020 San Francisco 49ers

Date	Opp	W/L	P/S	Tot	Solo	Asst	Sk	- Yds	QBP	TFL	Int	- Yds	-TD	PD	FF	FR	- Yds	SpT	
Sept 13	Ari	L	p	0	0	0	0.0	0.0	0	0	0	0	0	0	0	0	0	0	0
Sept 20	@ NYJ	W	p	2	1	1	0.0	0.0	0	0	0	0	0	0	0	0	0	0	0
Sept 27	@ NYG	W	p	1	1	0	0.0	0.0	0	0	0	0	0	0	0	0	0	0	0
Oct 4	Phi	L	S	3	2	1	0.0	0.0	0	0	1	0	0	1	0	0	0	0	0
Oct 11	Mia	L	p	0	0	0	0.0	0.0	0	0	0	0	0	0	0	0	0	0	0
Oct 18	LAR	W	p	0	0	0	0.0	0.0	0	0	0	0	0	0	0	0	0	0	0
Oct 25	@ NE	W	S	5	2	3	0.0	0.0	0	0	0	0	0	0	1	0	0	0	0
Nov 1	@ Sea	L	p	1	1	0	0.0	0.0	0	0	0	0	0	0	0	0	0	0	0
Nov 5	GB	L	S	4	1	3	0.0	0.0	0	0	0	0	0	0	0	0	0	0	0
Nov 15	@ NO	L	p	0	0	0	0.0	0.0	0	0	0	0	0	0	0	0	0	0	1
Nov 29	@ LAR	W	p	0	0	0	0.0	0.0	0	0	0	0	0	0	0	0	0	0	0
Dec 7	Buf	L	p	0	0	0	0.0	0.0	0	0	0	0	0	0	0	0	0	0	0
Dec 13	Was	L	p	5	4	1	0.0	0.0	0	0	0	0	0	0	0	0	0	0	0
Dec 20	@ Dal	L	p	4	2	2	0.0	0.0	0	0	0	0	0	0	0	0	0	0	0
Dec 26	@ Ari	W	S	0	0	0	0.0	0.0	1	0	0	0	0	0	0	0	0	0	0
Jan 3	Sea	L	S	9	7	2	0.0	0.0	0	1	0	0	0	1	0	0	0	0	0
<b>Totals</b>				<b>6-10</b>	<b>16/5</b>	<b>34</b>	<b>21</b>	<b>13</b>	<b>0.0</b>	<b>0.0</b>	<b>1</b>	<b>1</b>	<b>1</b>	<b>0</b>	<b>2</b>	<b>1</b>	<b>0</b>	<b>0</b>	<b>1</b>

### 2021 San Francisco 49ers

Date	Opp	W/L	P/S	Tot	Solo	Asst	Sk	- Yds	QBP	TFL	Int	- Yds	-TD	PD	FF	FR	- Yds	SpT		
Sept 12	@ Det	W	S	7	4	3	0.0	0.0	0	2	0	0	0	2	0	0	0	0	0	
Sept 19	@ Phi	W	S	5	2	3	0.0	0.0	1	0	0	0	0	0	0	0	0	0	0	
Sept 26	GB	L	S	10	5	5	0.0	0.0	0	0	0	0	0	0	0	0	0	0	0	
Oct 3	Sea	L	S	10	4	6	0.0	0.0	0	0	0	0	0	0	0	0	0	0	0	
Oct 10	@ Ari	L	S	3	1	2	0.0	0.0	0	0	0	0	0	0	0	0	0	0	0	
Oct 24	Ind	L	S	8	4	4	0.0	0.0	0	1	0	0	0	0	0	0	1	12	0	
Oct 31	@ Chi	W	IA																	
Nov 7	Ari	L	S	9	4	5	0.0	0.0	1	0	0	0	0	1	0	0	0	0	0	
Nov 15	LAR	W	S	8	6	2	0.0	0.0	0	2	0	0	0	0	0	0	0	0	0	
Nov 21	@ Jax	W	S	2	1	1	0.0	0.0	0	0	0	0	0	0	0	0	0	0	0	
Nov 28	Min	W	S	8	7	1	0.0	0.0	0	0	1	24	0	1	0	1	0	1	0	
Dec 5	@ Sea	L	S	15	11	4	0.5	4.0	1	1	0	0	0	0	0	0	0	0	0	
Dec 12	@ Cin	W	S	11	8	3	1.0	2.0	1	3	0	0	0	1	0	0	0	0	0	
Dec 19	Atl	W	IA																	
Dec 23	@ Ten	L	S	6	1	5	0.5	2.0	1	0	0	0	0	0	0	0	0	0	0	
Jan 2	Hou	W	IA																	
Jan 9	@ LAR	W	IA																	
<b>Totals</b>				<b>10-7</b>	<b>13/13</b>	<b>102</b>	<b>58</b>	<b>44</b>	<b>2.0</b>	<b>8.0</b>	<b>5</b>	<b>9</b>	<b>1</b>	<b>24</b>	<b>0</b>	<b>5</b>	<b>1</b>	<b>2</b>	<b>12</b>	<b>0</b>
<b>Playoffs</b>																				
Jan 16	@ Dal	W	S	5	3	2	0.0	0.0	1	0	0	0	0	0	0	0	0	0	0	0
Jan 22	@ GB	W	S	3	2	1	0.0	0.0	0	0	0	0	0	0	0	0	0	0	0	0
Jan 30	@ LAR	L	S	5	2	3	0.0	0.0	1	0	0	0	0	0	0	0	0	0	0	0
<b>Totals</b>				<b>2-1</b>	<b>3/3</b>	<b>13</b>	<b>7</b>	<b>6</b>	<b>0.0</b>	<b>0.0</b>	<b>2</b>	<b>0</b>	<b>0</b>	<b>0</b>	<b>0</b>	<b>0</b>	<b>0</b>	<b>0</b>	<b>0</b>	<b>0</b>

### 2022 San Francisco 49ers

Date	Opp	W/L	P/S	Tot	Solo	Asst	Sk	- Yds	QBP	TFL	Int	- Yds	-TD	PD	FF	FR	- Yds	SpT			
Sept 11	@ Chi	L	p	5	2	3	0.0	0.0	0	0	0	0	0	0	0	0	0	0	0	0	
Sept 18	Sea	W	S	1	0	1	0.0	0.0	0	0	0	0	0	0	0	0	0	0	0	0	
Sept 25	@ Den	L	S	5	2	3	0.0	0.0	0	0	0	0	0	0	0	0	0	0	0	0	
Oct 3	LAR	W	IR																		
Oct 9	@ Car	W	IR																		
Oct 16	@ Atl	L	IR																		
Oct 23	KC	L	IR																		
Oct 30	@ LAR	W	IR																		
Nov 13	LAC	W	p	3	1	2	0.0	0.0	0	0	0	0	0	0	0	0	0	0	0	0	
Nov 21	@ Ari	W	p	3	2	1	0.0	0.0	0	0	0	0	0	0	0	0	0	0	0	0	
Nov 27	NO	W	S	4	2	2	0.0	0.0	0	0	0	0	0	0	0	0	0	0	0	0	
Dec 4	Mia	W	S	0	0	0	0.0	0.0	0	0	0	0	0	0	0	0	0	0	0	0	
Dec 11	TB	W	S	1	0	1	0.0	0.0	2	0	0	0	0	0	0	0	1	5	0	0	
Dec 15	@ Sea	W	S	3	2	1	0.0	0.0	0	1	0	0	0	0	0	0	0	0	0	0	
Dec 24	Was	W	S	1	0	1	0.0	0.0	0	0	0	0	0	0	0	0	0	0	0	0	
Jan 1	@ LV	W	S	7	5	2	0.0	0.0	0	0	0	0	0	0	0	0	0	0	0	0	
Jan 8	Ari	W	S	11	4	7	0.0	0.0	1	0	0	0	0	0	0	0	0	0	0	0	
<b>Totals</b>				<b>13-14</b>	<b>12/9</b>	<b>44</b>	<b>20</b>	<b>24</b>	<b>0.0</b>	<b>0.0</b>	<b>3</b>	<b>1</b>	<b>0</b>	<b>0</b>	<b>0</b>	<b>0</b>	<b>1</b>	<b>5</b>	<b>0</b>	<b>0</b>	
<b>Playoffs</b>																					
Jan 14	Sea	W	S	3	2	1	0.0	0.0	0	0	0	0	0	0	0	0	0	0	0	0	0
Jan 22	Dal	W	S	7	4	3	0.0	0.0	0	0	0	0	0	0	0	0	0	0	0	0	0
Jan 29	@ Phi	L	S	2	0	2	0.0	0.0	0	0	0	0	0	0	0	0	0	0	0	0	0
<b>Totals</b>				<b>2-1</b>	<b>3/3</b>	<b>12</b>	<b>6</b>	<b>6</b>	<b>0.0</b>	<b>0.0</b>	<b>0</b>	<b>0</b>	<b>0</b>	<b>0</b>	<b>0</b>	<b>0</b>	<b>0</b>	<b>0</b>	<b>0</b>	<b>0</b>	<b>0</b>

## AZEEZ AL-SHAIR'S NFL STATISTICS

REGULAR SEASON				TACKLES							INTERCEPTIONS					FUMBLES			
Year	Team	GP	GS	Tot	Solo	Asst	Sk	Yds	QBP	TFL	No	Yds	Lg	TD	PD	FF	FR	Yds	SpT
2019	San Francisco	15	4	11	6	5	0.0	0.0	0	0	0	0	0	0	0	0	0	0	7
2020	San Francisco	16	5	34	21	13	0.0	0.0	1	1	1	0	0	0	2	1	0	0	1
2021	San Francisco	13	13	102	58	44	2.0	8.0	5	9	1	24	24	0	5	1	2	12	0
2022	San Francisco	12	9	44	20	24	0.0	0.0	3	1	0	0	0	0	0	0	1	5	0
<b>NFL Totals</b>		<b>56</b>	<b>31</b>	<b>191</b>	<b>105</b>	<b>86</b>	<b>2.0</b>	<b>8.0</b>	<b>9</b>	<b>11</b>	<b>2</b>	<b>24</b>	<b>24</b>	<b>0</b>	<b>7</b>	<b>2</b>	<b>3</b>	<b>17</b>	<b>8</b>

PLAYOFFS				TACKLES							INTERCEPTIONS					FUMBLES			
Year	Team	GP	GS	Tot	Solo	Asst	Sk	Yds	QBP	TFL	No	Yds	Lg	TD	PD	FF	FR	Yds	SpT
2021	San Francisco	3	1	13	7	6	0.0	0.0	2	0	0	0	0	0	0	0	0	0	0
2022	San Francisco	3	3	12	6	6	0.0	0.0	0	0	0	0	0	0	0	0	0	0	0
<b>NFL Totals</b>		<b>6</b>	<b>4</b>	<b>25</b>	<b>13</b>	<b>12</b>	<b>0.0</b>	<b>0.0</b>	<b>2</b>	<b>0</b>	<b>0</b>	<b>0</b>	<b>0</b>	<b>0</b>	<b>0</b>	<b>0</b>	<b>0</b>	<b>0</b>	<b>0</b>

### Single-Game Highs

Tackles - 15 at Seattle (12/5/21)  
 Sacks - 1 at Cincinnati (12/12/21)  
 Tackle For Loss - 3 at Cincinnati (12/12/21)  
 Interceptions - 1 (Twice, last vs. Minnesota 11/28/21)  
 Quarterback Pressures - 2 vs. Tampa Bay (12/11/22)  
 Passes Defensed - 2 at Detroit (9/12/21)  
 Forced Fumbles - 1 (Twice, last at Seattle 12/5/21)  
 Fumble Recoveries - 1 (Three times, last vs. Tampa Bay 12/11/22)

### Playoff Single-Game Highs

Tackles - 7 vs. Dallas (1/22/23)  
 Quarterback Pressures - 1 (Twice, last at L.A. Rams 1/30/22)



# 96 DENICO AUTRY

**OUTSIDE LINEBACKER • 6'5" • 285 LBS • COLLEGE: MISSISSIPPI STATE**  
**ACQUIRED: UNRESTRICTED FREE AGENT (IND) - 2021**  
**NFL EXPERIENCE (NFL/TITANS): 10/3 • HOMETOWN: ALBEMARLE, N.C.**  
**GAMES PLAYED/GAMES STARTED: 125/75 (PLAYOFFS: 5/4)**



**PRO:** Seeking a physical and disruptive defensive lineman, the Titans signed Denico Autry as an unrestricted free agent from the rival Indianapolis Colts early in the 2021 offseason. Prior to his arrival in Tennessee, the 6-foot-5-inch, 285-pounder amassed 216 tackles, 30.5 sacks and 50 tackles for loss in his first seven NFL campaigns (2014-20) with the Oakland Raiders and Colts. Autry has made an immediate impact with the Titans during his first two seasons (2021-22) leading the team with 17 sacks and ranking second on the squad with 89 quarterback pressures. Autry, a former rookie free agent, offers an impressive combination of size, athleticism and power on the defensive front and also excels on special teams where he has recorded 10 career blocked kicks.

### CAREER HIGHLIGHTS:

- In 2022, Autry saw action in 12 games and led the team with eight sacks and a career-best 45 quarterback pressures.
- In 2021, Autry enjoyed a stellar first season with the Titans, playing in all 17 games and ranking second on the team with a career-best tying nine sacks and third on the squad with a then career-high 44 quarterback pressures.
- In 2020, Autry collected 7.5 sacks, nine tackles for loss and 10 quarterback hits in 14 games with the Colts.
- In his first campaign with the Colts in 2018, Autry led the squad with a career-best nine sacks to go along with 13 tackles for loss, two forced fumbles and a fumble recovery.
- In 2015, Autry led the NFL with three blocked kicks on special teams, posting the most blocks in a season by a single player since 2011. He has 10 career blocked kicks (six extra point attempts, three field goals and one punt).

### TITANS TIDBITS:

- Coming out of Albemarle (N.C.) High School, Autry did not have the collegiate opportunities he initially desired and attended East Mississippi Community College (EMCC). The football program has been featured in a popular Netflix documentary series titled, Last Chance U, which focuses on players' last chance to prove themselves to Division I programs. Autry played for EMCC from 2010-11 and helped the Lions to a 12-0 season and an NJCAA national championship title while being named an NJCAA Football All-America first-team selection his sophomore year. Following his career at EMCC, Autry signed with Mississippi State amid offers from Alabama, Auburn, Florida, Florida State, Ole Miss, Southern California and Texas among others.
- Denico's brother, Lee, played defensive line at EMCC before transferring to Mississippi State as well. He signed with the Chicago Bears as a rookie free agent in 2020 and also spent time with the Los Angeles Chargers and Las Vegas Raiders during his rookie campaign.

### CAREER TRANSACTIONS:

- The Albemarle, N.C., native was originally signed by the Oakland Raiders as a rookie free agent on May 20, 2014.
- Waived by the Raiders on Aug. 30, 2014 and signed to the team's practice squad two days later.
- Signed by the Raiders to their active roster from the team's practice squad on Oct. 25, 2014.
- Signed by the Indianapolis Colts as an unrestricted free agent on March 15, 2018.
- Signed by the Titans as an unrestricted free agent on March 19, 2021.

### SEASON RECAPS:

**2022 (12/8 - Tennessee):** Played in 12 games with eight starts and led

the team with eight sacks and a career-high 45 quarterback pressures. Registered 27 tackles, including eight stops for loss, four passes defended, two forced fumbles and a blocked extra point attempt. Was inactive for five contests. Led or tied for the team lead in sacks five times in 2022 (at BUF, at IND, vs. IND, at KC, vs. HOU). Led the team in quarterback pressures four times in 2022 (at BUF, at IND, vs. HOU, at JAX). Led or tied for the team lead in passes defended twice in 2022 (at BUF, vs. HOU).

- At Buffalo (9/19), saw action as a reserve at defensive end and collected two tackles, including a sack, a team-best three quarterback pressures and a pass defended. Dropped Josh Allen for a four-yard sack early in the third quarter. Deflected a third-and-nine pass intended for Devin Singletary in the third stanza.
- At Indianapolis (10/2), started on the defensive front and collected a pair of sacks, a team-best five quarterback pressures and a forced fumble. Helped limit Jonathan Taylor to just 42 rushing yards on 20 carries in the victory. Burst through the line and strip-sacked Matt Ryan on third-and-15 with the loose ball being recovered by Bud Dupree at the Colts' 32-yard line in the first stanza. Dropped Ryan for an eight-yard sack on third-and-13 late in the fourth quarter. The Colts missed a 51-yard field goal on the next play.
- At Washington (10/9), started at defensive end and recorded four tackles, including a sack and four quarterback pressures. Halted a Commanders' drive by sacking Carson Wentz for a nine-yard loss on third-and-13 early in the fourth quarter.
- Against Indianapolis (10/23), started on the defensive front and registered three tackles, including a sack, two quarterback pressures and a pass defended. Registered his third consecutive game with at least one sack. Halted a Colts' drive by batting down a third-and-three pass intended for Jonathan Taylor in the first quarter. Stuffed Jonathan Taylor for no gain on a short pass in the third stanza. Dropped Matt Ryan for a four-yard sack in the fourth quarter.
- At Kansas City (11/6), started on the defensive front and produced three tackles, including a team-high two sacks with four quarterback pressures. Registered his 10th career game with at least two sacks. Ended a Chiefs' drive by sacking Patrick Mahomes for a five-yard sack on third-and-nine late in the second quarter. Halted another Chiefs' drive by dropping Mahomes for a six-yard sack on third-and-one late in the second quarter.
- Against Denver (11/13), started on the defensive front and posted two tackles while finishing second on the squad with seven quarterback pressures. Teamed with Mario Edwards Jr. to stuff Latavius Murray for no gain on a rush up the middle in the second stanza.
- At Green Bay (11/17), started on the defensive front and registered a quarterback pressure before leaving the game in the third quarter with an injury. Blocked the Packers' initial extra point chance in the opening quarter. It was his NFL-best 10th total block since his rookie season in 2014. Forced an Aaron Rodgers intentional grounding on third-and-six along the goal line in the second quarter.
- Against Houston (12/24), returned to the lineup as a starter on the defensive front and notched seven tackles, a sack, a team-high seven quarterback pressures, a forced fumble and a team-best two passes defended. Forced a Davis Mills fumble that was recovered by the Texans in the end zone in the opening quarter. Deflected a pass at the line of scrimmage that was intended for Brandin Cooks in the third stanza. Teamed with Joshua Kalu to stuff Jeff Driskel for no gain on a fourth-and-one rush early in the third quarter. Combined with Jack Gibbens to stonewall Royce Freeman for a three-yard loss on a rush off left tackle in the third stanza. Batted down a pass intended for Chris Moore late in the third quarter. Dropped Davis Mills for a three-yard sack in the final period.

• At Jacksonville (1/7), started at outside linebacker in his 125th career regular season game and totaled a team-best three quarterback pressures.

**2021 (17/11, 1/1 - Tennessee):** Played in all 17 games with 11 starts in his first season with the Titans. Ranked second on the team with a career-high tying nine sacks and third on the squad with a then career-best 44 quarterback pressures. Notched 32 tackles, including 10 stops for loss, six passes defended and a blocked field goal. Started the postseason contest and posted three tackles, including 1.5 sacks, five quarterback pressures and a pass defended. Led or tied for the team lead in sacks six times in 2021 (at SEA, vs. KC, vs. JAX, at PIT, vs. SF, vs. MIA). Led or tied for the team lead in quarterback pressures four times in 2021 (vs. KC, at NE, vs. JAX, vs. CIN). Led or tied for the team lead in passes defended four times in 2021 (vs. BUF, at LAR, vs. HOU, at HOU).

• At Seattle (9/19), played as a reserve at defensive end and posted three tackles, including 1.5 sacks and four quarterback pressures. Sacked Russell Wilson for a four-yard loss early in the second stanza. Halted a Seahawks' drive by combining with Jeffery Simmons for a seven-yard sack of Wilson on third-and-14 in the second quarter.

• Against Indianapolis (9/26), started at defensive end and tallied four quarterback pressures.

• At N.Y. Jets (10/3), started on the defensive front in his 100th career game and notched three tackles, including two stops for loss. Stuffed Michael Carter for a two-yard loss on a rush off right tackle in the third quarter. Forced the Jets to settle for a field goal in overtime by stonewalling Zach Wilson for a three-yard loss on a bootleg run on third-and-goal from the one-yard line.

• Against Buffalo (10/18), started at defensive end and registered four quarterback pressures and a pass defended. Disrupted a Josh Allen pass that was then intercepted by Kevin Byard in the second quarter.

• Against Kansas City (10/24), started at defensive end and collected three tackles, including a team-high two sacks and a team-best seven quarterback pressures. Dropped Patrick Mahomes for a 10-yard sack on third-and-11, forcing a 57-yard field goal that was no good late in the third quarter. Sacked Mahomes for an eight-yard loss on fourth-and-18 midway through the fourth quarter.

• At Indianapolis (10/31), started at defensive end and posted three tackles and four quarterback pressures.

• At L.A. Rams (11/7), started at defensive end and tallied three tackles, including 1.5 sacks, five quarterback pressures and two passes defended. Dropped Matthew Stafford for a nine-yard sack in the opening quarter. Ended a Rams' drive by batting down a third-and-four pass intended for Robert Woods in the first quarter. Halted a Rams' drive by knocking down a pass intended for Woods on third-and-13 late in the second stanza. Teamed with Harold Landry III to sack Stafford for a six-yard loss on third-and-six late in the third quarter.

• Against Jacksonville (12/12), started at defensive end and posted two tackles, including a sack and a team-best four quarterback pressures in the shutout victory. Dropped Trevor Lawrence for a nine-yard sack on the Jaguars' first play from scrimmage in the opening quarter.

• At Pittsburgh (12/19), played as a reserve on the defensive front and notched a sack and a quarterback pressure. Sacked Ben Roethlisberger for a one-yard loss midway through the fourth quarter.

• Against San Francisco (12/23), saw significant action as a reserve on the defensive line and tallied three tackles, including a sack and three quarterback pressures. Stuffed Jeff Wilson Jr. for no gain on a rush off right end in the opening quarter. Halted a 49ers' drive by dropping Jimmy Garoppolo for a seven-yard sack on third-and-10 in the second quarter. Recorded his third consecutive game with at least one sack, marking the third three-game streak of his career.

• Against Miami (1/2), played as a reserve at defensive end and notched three tackles, including a sack and a quarterback pressure. Ended the Dolphins' first drive by sacking Tua Tagovailoa for a six-yard loss on third-and-10 in the first quarter. Recorded his fourth consecutive game with at least one sack, which is the longest such streak of his career. Partially blocked a Jason Sanders' 53-yard field goal attempt that was no good in the third quarter, marking his ninth career blocked kick.

• Against Cincinnati (1/22), started at defensive end and posted three tackles, including 1.5 sacks, a team-high-tying five quarterback pressures and a pass defended. Registered his third consecutive postseason game with at least one sack. Combined with Naquan Jones to drop Joe Burrow for a three-yard sack on the Bengals' first play from scrimmage. Sacked Burrow for a six-yard loss later in the opening stanza. Teamed with David Long Jr. to stuff Joe Mixon for a three-yard loss on a rush off right end in the second quarter. Batted down a pass intended for Tyler Boyd in the second

quarter.

**2020 (14/13, 1/1 - Indianapolis):** Appeared in 14 games with 13 starts and recorded 33 tackles, 7.5 sacks, nine tackles for loss and 10 quarterback hits. Spent two games on the reserve/COVID-19 list. Started the lone postseason contest and registered four tackles, including 1.5 sacks, two quarterback hits and a forced fumble.

• At Jacksonville (9/13), recorded two sacks of Gardner Minshew on opening day. It was his first multi-sack game since Week 2 of 2019 at Tennessee.

• At Detroit (11/1), tallied two sacks of Matthew Stafford in the victory.

• Against Baltimore (11/8), recorded two tackles including a sack of Lamar Jackson.

• At Tennessee (11/12), collected four tackles, including a 10-yard sack of Ryan Tannehill. It was his third consecutive game with a sack.

• Against Houston (12/20), accumulated four tackles, including 1.5 sacks.

• At Buffalo (1/9), started and tallied four tackles, 1.5 sacks and a forced fumble.

**2019 (14/14 - Indianapolis):** Started all 14 games he appeared in and tallied 32 tackles, 3.5 sacks, four tackles for loss, four passes defended and a forced fumble. Was inactive for the final two games of the season.

• At Tennessee (9/15), posted four solo tackles, two sacks of Marcus Mariota and a forced fumble.

• Against Tennessee (12/1), collected a season-best six tackles with a sack and two quarterback hits.

**2018 (12/11, 2/2 - Indianapolis):** Played in 12 games with 11 starts and notched 37 tackles, a career-high and team-leading nine sacks, 13 tackles for loss, two forced fumbles, a fumble recovery, a pass defended, a blocked extra point and a blocked field goal. Was inactive for four contests. Started two postseason games and had four tackles, a sack and two tackles for loss.

• Against Houston (9/30), posted a season-best nine tackles with two sacks, two more tackles for loss and two quarterback hits.

• Against Tennessee (11/18), collected a seven-yard sack of Marcus Mariota late in the second quarter.

• At Jacksonville (12/2), registered seven tackles, including a career-best three sacks for losses of 18 yards, four quarterback hits and two forced fumbles.

• At Houston (12/9), notched four tackles, including two sacks in the victory.

• Against Dallas (12/16), recorded a sack in the third consecutive game by dropping Dak Prescott for a 10-yard loss late in the fourth quarter. Blocked a 48-yard field goal attempt by Brett Maher early in the first quarter.

• At Kansas City (1/12), posted four tackles, including a five-yard sack of Patrick Mahomes on fourth-and-five in the third quarter.

**2017 (16/3 - Oakland):** Played in all 16 games with three starts and totaled 35 tackles. Set then career-highs with five sacks and seven passes defended.

• Against N.Y. Jets (9/17), contributed three tackles, a half sack and a pass defended. Split a sack with Mario Edwards Jr., bringing down Josh McCown for a four-yard loss in the third quarter.

• Against Kansas City (10/19), tallied two tackles and a half sack in the victory. Teamed with Khalil Mack to take down Alex Smith late in the fourth quarter, forcing a punt and getting the ball back to the Raiders' offense to drive down the field for the game-winning score.

• Against Denver (11/26), posted one of the most productive games of his career, tallying three tackles and a career-high two sacks. Brought down Paxton Lynch for a nine-yard loss in the second quarter to force a punt. Dropped Lynch again in the third quarter for an eight-yard loss to force a punt.

• Against N.Y. Giants (12/3), tallied three tackles, a sack and a pass defended in the victory. Brought down Geno Smith for a three-yard loss in the fourth quarter to force a field goal attempt.

• At Kansas City (12/10), made his first start of the season and tallied two passes defended.

• At Philadelphia (12/25), posted his fifth sack of the season, dropping Nick Foles for a 16-yard loss in the fourth quarter.

• At L.A. Chargers (12/31), blocked an extra point attempt by Nick Rose in the second quarter.

**2016 (16/7, 1/0 - Oakland):** Saw playing time in all 16 games for the first time in his career and totaled 37 tackles, while adding 2.5 sacks, three passes defended and the first two fumble recoveries of his career.

- At Tennessee (9/25), teamed with Shilique Calhoun to take down Marcus Mariota for a two-yard sack.
- At Baltimore (10/2), tallied three assisted tackles and registered his first career fumble recovery following a Bruce Irvin sack-fumble of Joe Flacco in the fourth quarter.
- Against Carolina (11/27), tied a then career best with five tackles. Blocked a PAT attempt in the third quarter, his fourth career blocked kick.
- Against Buffalo (12/4), racked up two tackles and his first full sack of the season. His sack came during the fourth quarter on the Bills' last-chance drive.
- At Kansas City (12/8), notched two tackles and one fumble recovery in his fourth start of the year. Pounced on a loose ball after Khalil Mack's strip-sack of Alex Smith.
- At San Diego (12/18), notched his second sack in three games by taking Philip Rivers down for an eight-yard loss.
- At Houston (1/7), played in his first career postseason contest, recording three tackles and a pass defended.

**2015 (14/8 - Oakland):** Played in 14 games with eight starts, including starting the final seven games of the season. Totaled 29 tackles with three sacks and four passes defended. Led the NFL with three blocked kicks on special teams, posting the most blocks in a season by a single player since 2011.

- At Cleveland (9/27), batted down a pass at the line of scrimmage on Cleveland's final drive of the game for his first career pass defended.
- At Chicago (10/4), blocked a first quarter PAT attempt on special teams. Also posted three tackles.
- Against N.Y. Jets (11/1), posted a then career-high five tackles and recorded his first career sack.
- At Detroit (11/22), started at defensive end and notched his second sack of the season.
- At Tennessee (11/29), tipped a Marcus Mariota pass on the game's first play from scrimmage. Blocked his second PAT attempt of the season in the first quarter.
- Against Green Bay (12/20), credited with three tackles. Blocked his third kick of the season, deflecting a 49-yard field goal attempt by Mason Crosby in the fourth quarter.
- Against San Diego (12/24), recorded his first career safety with a sack of Philip Rivers. Also credited with three tackles and a pass defended.

**2014 (10/0 - Oakland):** Saw action in 10 games as a rookie and notched 13 tackles, three tackles for loss and two special teams stops. Spent first six games on the practice squad before being signed to the active roster on Oct. 25.

- At Cleveland (10/26), made his NFL debut, seeing significant action on defense and notched two tackles.
- At Seattle (11/2), came free up the middle on a third-quarter punt, blocking a Jon Ryan effort that was recovered in the end zone by Brice Butler for a Raiders touchdown. Added a tackle on kickoff coverage.
- Against Denver (11/9), recorded a personal-best two solo tackles.

**COLLEGE:**

- Played in 26 games with 23 starts for Mississippi State and finished his

two-year Bulldogs career with 73 total tackles, 16 tackles for loss, six sacks and three forced fumbles. Spent his first two collegiate seasons at East Mississippi Community College where he was an NJCAA All-American and national champion.

- As a senior (2013), started all 13 games for the Bulldogs. Finished second on the team with 6.5 tackles for loss. Collected 31 tackles, two sacks and eight quarterback hurries.
- As a junior (2012), signed with Mississippi State and played in all 13 games with 10 starts. Tallied 42 tackles, 9.5 tackles for loss, four sacks, two forced fumbles and an interception. Came on strong in the final four games of the season, totaling four tackles for loss, two sacks, two forced fumbles, three quarterback hurries, one interception and a pass breakup.
- Attended East Mississippi Community College during his first two collegiate seasons (2010-2011) and collected 141 total tackles, 16.5 sacks and 24 tackles for loss.
- As a sophomore (2011), helped lead Lions to 12-0 record, state championship and NJCAA national title. Named 2011 NJCAA Football All-America first team after posting 81 tackles with 13 tackles for loss, 11 sacks and 41 quarterback hurries. Also credited with four pass breakups and a pair of forced fumbles.

**PERSONAL:**

- Attended Albemarle (N.C.) High School, where he was a standout two-way player at defensive end and tight end.
- As a senior, led Albemarle to a 12-2 record and totaled 142 tackles, nine sacks, five forced fumbles and four fumble recoveries.
- Named the All-SNAP Defensive Player of the Year, as well as the Rocky River Conference Defensive Player of the Year. Played in the NCAA East-West All-Star game.
- Born Denico Autry on July 15, 1990 in Albemarle, N.C.

**DENICO AUTRY'S GAME-BY-GAME**

2014 Oakland Raiders														2015 Oakland Raiders																												
Date	Opp	W/L	P/S	Tot	Solo	Asst	Sk	- Yds	QBP	TFL	Int	- Yds	-TD	PD	FF	FR	- Yds	SpT	Date	Opp	W/L	P/S	Tot	Solo	Asst	Sk	- Yds	QBP	TFL	Int	- Yds	-TD	PD	FF	FR	- Yds	SpT					
Sept 7	@ NYJ	L	PS																Sept 13	Cin	L	p	1	0	1	0.0	0.0	0	0	0	0	0	0	0	0	0	0					
Sept 14	Hou	L	PS																Sept 20	Bal	W	p	4	3	1	0.0	0.0	0	0	0	0	0	0	0	0	0	0	0				
Sept 21	@ NE	L	PS																Sept 27	@ Cle	W	p	1	1	0	0.0	0.0	1	1	0	0	0	0	1	0	0	0	0				
Sept 28	Mia	L	PS																Oct 4	@ Chi	L	p	3	2	1	0.0	0.0	1	0	0	0	0	0	0	0	0	0	0				
Oct 12	SD	L	PS																Oct 11	Den	L	IA																				
Oct 19	Ari	L	PS																Oct 25	@ SD	W	IA																				
Oct 26	@ Cle	L	p	2	1	1	0.0	0.0	0	0	0	0	0	0	0	0	0	0	NA	Nov 1	NYJ	W	p	5	3	2	1.0	3.0	2	2	0	0	0	0	0	0	0	0	0			
Nov 2	@ Sea	L	p	0	0	0	0.0	0.0	0	0	0	0	0	0	0	0	0	0	NA	Nov 8	@ Pit	L	S	0	0	0	0.0	0.0	0	0	0	0	0	0	0	0	0	0	0	0	0	
Nov 9	Den	L	p	2	2	0	0.0	0.0	1	0	0	0	0	0	0	0	0	0	NA	Nov 15	Min	L	p	2	2	0	0.0	0.0	0	0	0	0	0	0	0	0	0	0	0	0	0	0
Nov 16	@ SD	L	p	2	1	1	0.0	0.0	0	1	0	0	0	0	0	0	0	0	NA	Nov 22	@ Det	L	S	3	3	0	1.0	8.0	1	1	0	0	0	0	0	0	0	0	0	0	0	0
Nov 20	KC	W	p	2	1	1	0.0	0.0	0	0	0	0	0	0	0	0	0	0	NA	Nov 29	@ Ten	W	S	0	0	0	0.0	0.0	0	0	0	0	0	0	0	1	0	0	0	0	0	
Nov 30	@ StL	L	p	1	1	0	0.0	0.0	0	1	0	0	0	0	0	0	0	0	NA	Dec 6	KC	L	S	2	0	2	0.0	0.0	0	0	0	0	0	0	0	0	0	0	0	0	0	
Dec 7	SF	W	p	0	0	0	0.0	0.0	0	0	0	0	0	0	0	0	0	0	NA	Dec 13	@ Den	W	S	1	1	0	0.0	0.0	1	1	0	0	0	0	1	0	0	0	0	0		
Dec 14	@ KC	L	p	1	0	1	0.0	0.0	0	0	0	0	0	0	0	0	0	0	NA	Dec 20	GB	L	S	3	1	2	0.0	0.0	0	0	0	0	0	0	0	0	0	0	0	0	0	0
Dec 21	Buf	W	p	1	1	0	0.0	0.0	0	0	0	0	0	0	0	0	0	0	NA	Dec 24	SD	W	S	3	2	1	1.0	6.0	1	1	0	0	0	0	1	0	0	0	0	0	0	
Dec 28	@ Den	L	p	2	1	1	0.0	0.0	0	1	0	0	0	0	0	0	0	0	NA	Jan 3	@ KC	L	S	1	1	0	0.0	0.0	0	0	0	0	0	0	0	0	0	0	0	0	0	
<b>Totals</b>				<b>3-13</b>	<b>10/0</b>	<b>13</b>	<b>8</b>	<b>5</b>	<b>0.0</b>	<b>0.0</b>	<b>1</b>	<b>3</b>	<b>0</b>	<b>0</b>	<b>0</b>	<b>0</b>	<b>0</b>	<b>0</b>	<b>2</b>	<b>Totals</b>			<b>7-9</b>	<b>14/8</b>	<b>29</b>	<b>19</b>	<b>10</b>	<b>3.0</b>	<b>17.0</b>	<b>7</b>	<b>6</b>	<b>0</b>	<b>0</b>	<b>4</b>	<b>0</b>	<b>0</b>	<b>0</b>	<b>0</b>				



## DENICO AUTRY'S NFL STATISTICS

REGULAR SEASON				TACKLES							INTERCEPTIONS					FUMBLES			
Year	Team	GP	GS	Tot	Solo	Asst	Sk	Yds	QBP	TFL	No	Yds	Lg	TD	PD	FF	FR	Yds	SpT
2014	Oakland	10	0	13	8	5	0.0	0.0	1	3	0	0	0	0	0	0	0	0	2
2015	Oakland	14	8	29	19	10	3.0	17.0	7	6	0	0	0	0	4	0	0	0	0
2016	Oakland	16	7	37	22	15	2.5	9.0	4	6	0	0	0	0	3	0	2	0	0
2017	Oakland	16	3	35	25	10	5.0	43.5	9	9	0	0	0	0	7	0	0	0	0
2018	Indianapolis	12	11	37	28	9	9.0	58.0	11	13	0	0	0	0	1	2	1	0	0
2019	Indianapolis	14	14	32	20	12	3.5	28.5	11	4	0	0	0	0	4	1	0	0	0
2020	Indianapolis	14	13	33	20	13	7.5	43.5	10	9	0	0	0	0	0	0	0	0	0
2021	Tennessee	17	11	32	25	7	9.0	60.5	44	10	0	0	0	0	6	0	0	0	0
2022	Tennessee	12	8	27	17	10	8.0	56.0	45	8	0	0	0	0	4	2	0	0	0
<b>NFL Totals</b>		<b>125</b>	<b>75</b>	<b>275</b>	<b>184</b>	<b>91</b>	<b>47.5</b>	<b>316.0</b>	<b>142</b>	<b>68</b>	<b>0</b>	<b>0</b>	<b>0</b>	<b>0</b>	<b>29</b>	<b>5</b>	<b>3</b>	<b>0</b>	<b>2</b>

PLAYOFFS				TACKLES							INTERCEPTIONS					FUMBLES			
Year	Team	GP	GS	Tot	Solo	Asst	Sk	Yds	QBP	TFL	No	Yds	Lg	TD	PD	FF	FR	Yds	SpT
2016	Oakland	1	0	3	2	1	0.0	0.0	0	2	0	0	0	0	1	0	0	0	0
2018	Indianapolis	2	2	4	2	2	1.0	5.0	3	2	0	0	0	0	0	0	0	0	0
2020	Indianapolis	1	1	4	2	2	1.5	20.5	2	1	0	0	0	0	0	1	0	0	0
2021	Tennessee	1	1	3	1	2	1.5	7.5	5	1	0	0	0	0	1	0	0	0	0
<b>NFL Totals</b>		<b>5</b>	<b>4</b>	<b>14</b>	<b>7</b>	<b>7</b>	<b>4.0</b>	<b>33.0</b>	<b>10</b>	<b>6</b>	<b>0</b>	<b>0</b>	<b>0</b>	<b>0</b>	<b>2</b>	<b>1</b>	<b>0</b>	<b>0</b>	<b>0</b>

### Single-Game Highs

Tackles - 9 vs. Houston (9/30/18)  
 Sacks - 3 at Jacksonville (12/2/18)  
 Quarterback Pressures - 7 (Three times, last vs. Houston 12/24/22)  
 Forced Fumbles - 2 at Jacksonville (12/2/18)  
 Fumble Recovery - 1 (Three times, last vs. Miami, 11/25/18)  
 Pass Defensed - 2 (Four times, last vs. Houston, 12/24/22)  
 Tackles for Loss - 4 vs. Houston (9/30/18)

### Playoff Single-Game Highs

Tackles - 4 (Two times, last at Buffalo, 1/9/21)  
 Sacks - 1.5 (Twice, last vs. Cincinnati 1/22/22)  
 Quarterback Pressures - 5 vs. Cincinnati (1/22/22)  
 Forced Fumbles - 1 at Buffalo (1/9/21)  
 Passes Defensed - 1 (Twice, last vs. Cincinnati 1/22/22)  
 Tackles for Loss - 2 (Twice, last at Kansas City, 1/12/19)

### Additional Career Statistics

Safety - 1 vs. San Diego (12/24/15)  
 Blocked PAT - 2 (2015), 1 (2016), 1 (2017), 1 (2018), 1 (2022)  
 Blocked Field Goal - 1 (2015), 1 (2018), 1 (2021)  
 Blocked Punt - 1 (2014)





# 23 TRE AVERY

**CORNERBACK • 5'11" • 181 LBS • COLLEGE: RUTGERS**  
**ACQUIRED: FREE AGENT - 2022 • NFL EXPERIENCE (NFL/TITANS): 2/2**  
**HOMETOWN: BALTIMORE, MD.**  
**GAMES PLAYED/GAMES STARTED: 14/3 (PLAYOFFS: 0/0)**



**PRO:** The Titans signed Tre Avery as an undrafted free agent following the 2022 NFL Draft to add speed and depth to the cornerback room. He won a job in his first training camp and went on to appear in 14 games with three starts as a rookie. Prior to arriving in the NFL, the 5-foot-11-inch, 181-pounder appeared in 35 games with 22 starts over four seasons at Rutgers (2018-21) and totaled 92 career tackles, 4.5 tackles for loss, one sack, four interceptions, 17 passes defended and one forced fumble. The Baltimore, Md., native also registered eight kick returns for 169 yards over his career.

#### CAREER HIGHLIGHTS:

- In 2022, Avery led the team with nine passes defended as an undrafted rookie. His total ranked sixth in the NFL among all rookies. He was the first Titans rookie to lead the team in passes defended since Adoree' Jackson in 2017.

#### TITANS TIDBITS:

- On Aug. 30, 2022, Avery welcomed a new son, Riley, into the world. The following day, he received a call from Titans head coach Mike Vrabel and then-general manager Jon Robinson that he had made the Titans roster as an undrafted rookie.
- Avery initially committed to play football at Ohio State as part of the 2016 signing class, after being recruited by then-defensive coordinator Chris Ash, who departed a few months later to become the head coach at Rutgers. Despite leaving Ohio State prior to his freshman season and instead enrolling at Toledo, Avery maintained a relationship with Ash. Eventually, he joined Ash at Rutgers and went on to play in 35 career games for the Scarlet Knights.

#### CAREER TRANSACTIONS:

- The Baltimore, Md., native was signed by the Titans as a rookie free agent on May 13, 2022.

#### SEASON RECAPS:

**2022 (14/3):** Played in 14 games with three starts during his rookie campaign and led the team with nine passes defended. Registered 23 tackles, including a stop for loss. Posted six special teams tackles and a fumble recovery on coverage units. Was inactive for two contests and did not play in another game. Led or tied for the team lead in passes defended three times in 2022 (at GB, at PHI, vs. DAL). Led the team in special teams tackles twice in 2022 (vs. NYG, vs. DEN).

- Against N.Y. Giants (9/11), made his NFL debut as a reserve on special teams and led the team with three special teams tackles.
- At Buffalo (9/19), made his first career start at cornerback and collected three tackles. Pounced on a fumble after a muffed punt by Amani Hooker early in the fourth quarter.
- Against Denver (11/13), played as a reserve at cornerback. Led the team with two special teams tackles on coverage units.
- At Green Bay (11/17), saw action as a reserve at cornerback and registered a tackle for loss and a team-best two passes defended. Broke up a pass intended for Allen Lazard along the sideline in the fourth quarter. Stuffed Aaron Jones for a one-yard loss on a short pass in the final quarter. Defended a pass intended for Sammy Watkins in the fourth stanza.
- Against Cincinnati (11/27), played as a reserve at cornerback and collected two tackles with a team-best two passes defended. Halted a Bengals' drive by breaking up a third-and-13 pass intended for Trenton Irwin in the opening quarter. Defended a pass intended for Irwin in the second stanza.

- At Philadelphia (12/4), saw significant action as a reserve at cornerback and tied for the team lead with seven tackles to go along with a team-best two passes defended. Ended an Eagles' drive by breaking up a deep pass intended for DeVonta Smith in the third quarter. Broke up a third-and-10 pass intended for Zach Pascal in the final stanza.

- Against Houston (12/24), started at cornerback and notched two tackles and a pass defended. Deflected a Davis Mills pass that was then intercepted by Jack Gibbens in the third quarter.

- Against Dallas (12/29), started at cornerback and tied a career-high with seven tackles and two passes defended. Broke up a pass intended for Michael Gallup late in the second quarter. Ended a Cowboys' drive by defending a third-and-10 pass intended for Michael Gallup in the fourth quarter.

#### COLLEGE:

- Appeared in 35 games with 22 starts over four seasons at Rutgers (2018-21). Totalled 92 career tackles, 4.5 tackles for loss, one sack, four interceptions, 17 passes defended and one forced fumble. Added eight kick returns for 169 yards. Transferred to Rutgers in 2017 from Toledo where he did not appear in a game. Transferred to Toledo from Ohio State in 2016 prior to the season.

- As a senior (2021), saw action in 12 games with nine starts and tallied a career-high-tying 37 tackles. Added 1.5 tackles for loss, one interception and six passes defended.

- As a junior (2020), started all nine games and recorded career-bests with 37 tackles, two tackles for loss and a team-high-tying eight passes defended. Also tallied one interception. Named third-team All-Big Ten by the league's coaches and media.

- As a sophomore (2019), played in all 12 games and made four starts. Posted 17 tackles, one tackle for loss, one sack, a career-best two interceptions, three passes defended and one forced fumble. Added eight kick returns for 169 yards (21.1-yard avg.) including a long return of 28 yards.

- As a redshirt freshman (2018), appeared in two games and notched one tackle in his first season at Rutgers.

- Transferred to Rutgers in 2017 from Toledo where he did not appear in a game.

- Transferred to Toledo from Ohio State in 2016 prior to the season.

- Graduated from Rutgers in May 2021 with a degree in labor studies and employment relations.

#### PERSONAL:

- Attended Franklin (Md.) High School where he was named first team all-state and all-metro as a senior after collecting 91 tackles, seven passes defended and four interceptions.

- Transferred to Franklin from St. Frances Academy (Md.) where he earned honorable mention all-state and all-conference accolades as a junior.

- Son of Talita Avery.

- Follow Avery on Instagram at @t.avery21 and on Twitter at @t21avery.

- Born Feb. 26, 1997 in Baltimore, Md.





# 55 AARON BREWER

**GUARD/CENTER • 6'1" • 295 LBS • COLLEGE: TEXAS STATE**  
**ACQUIRED: FREE AGENT - 2020 • NFL EXPERIENCE (NFL/TITANS): 4/4**  
**HOMETOWN: DALLAS, TEXAS**  
**GAMES PLAYED/GAMES STARTED: 41/23 (PLAYOFFS: 1/0)**



**PRO:** The Titans signed Aaron Brewer as a rookie free agent following the 2020 NFL Draft. The 6-foot-1-inch, 295-pounder earned a roster spot as a rookie, providing depth at guard and center, and appeared in 41 games with 23 total starts at left guard, right guard and center in his first three seasons. The Dallas, Texas, native appeared in 48 games with 47 consecutive starts over four seasons (2016-19) at Texas State, where he registered starts at all five offensive line positions.

#### CAREER HIGHLIGHTS:

- In 2022, Brewer started every game for the first time in his career—15 starts at left guard and two starts at center.
- In 2021, Brewer started a then-career-best five games, including logging his first three career starts at right guard.

#### TITANS TIDBITS:

- As an extremely versatile athlete, Brewer has even taught himself to do backflips.
- In college, he registered at least one start at all five positions along the offensive line.

#### CAREER TRANSACTIONS:

- The Dallas, Texas, native was signed by the Titans as a rookie free agent on May 7, 2020.

#### SEASON RECAPS:

**2022 (17/17):** Started all 17 games for the first time in his career. Logged 15 starts at left guard and two starts at center. Helped open holes for Derrick Henry to finish second in the NFL with 1,538 rushing yards.

- Against N.Y. Giants (9/11), started at left guard and was a part of an offensive line that allowed just one sack for zero yards on 33 pass attempts.
- Against Las Vegas (9/25), started at left guard and was a member of an offensive front that allowed just one sack on 27 pass attempts.
- At Indianapolis (10/2), started at left guard and helped open holes for Derrick Henry to amass 114 rushing yards on 22 carries with a touchdown.
- At Washington (10/9), started at left guard and helped create running lanes for Derrick Henry to post 102 yards on the ground with two rushing scores.
- Against Indianapolis (10/23), started at left guard and blocked for Derrick Henry to collect 128 yards on the ground.
- At Houston (10/30), started at left guard and helped open holes for Titans' ball carriers to gain 314 rushing yards, the second-highest total in franchise history, including a 219-yard, two-touchdown performance by Derrick Henry.
- At Kansas City (11/6), started at left guard and blocked for Derrick Henry to amass 115 rushing yards on 17 carries with two rushing touchdowns.
- At Green Bay (11/17), made his first career start at center and blocked for an offense that amassed 408 total yards with four touchdowns.
- Against Jacksonville (12/11), started at left guard and helped Derrick Henry rush for 121 yards on 17 carries with a touchdown.
- At L.A. Chargers (12/18), started at left guard and opened holes for Derrick Henry to amass 104 rushing yards on 21 carries with a touchdown.
- Against Houston (12/24), started at left guard and blocked for Derrick Henry to rush for 126 yards on 23 carries with a touchdown.
- At Jacksonville (1/7), started at left guard and helped open holes for Derrick Henry to amass 109 rushing yards.

**2021 (12/5, 1/0):** Appeared in 12 games with five starts at guard. Placed on injured reserve on Oct. 8 and missed four games before being activated

from injured reserve designated to return on Nov. 6. Dressed but did not play in one contest. Saw action as a reserve in the postseason contest.

- At Seattle (9/19), entered the game at left guard after Rodger Saffold III left the game in the third quarter with an injury. Helped open holes for Derrick Henry to rush for 182 yards.
- At N.Y. Jets (10/3), played as a reserve at both center and left guard after starters left the contest with injuries.
- At L.A. Rams (11/7), returned to the lineup as a starter at right guard.
- Against New Orleans (11/14), played as a reserve as an extra tight end.
- At New England (11/28), started at right guard and opened holes for Titans ball carriers to amass 270 yards on the ground, including two 100-yard rushers.
- Against Jacksonville (12/12), saw action as a reserve at left guard after Rodger Saffold III left the game with an injury.
- At Pittsburgh (12/19), started at left guard and helped block for Titans' ball carriers to amass 201 rushing yards.
- Against San Francisco (12/23), started at left guard. Helped the Titans convert a season-high nine third downs on 16 attempts in the game, while scoring on four of its five possessions in the second half.
- Against Miami (1/2), saw significant action as a reserve at tight end after MyCole Pruitt left the game in the second quarter with an injury.
- At Houston (1/9), played as a reserve as an extra tight end.
- Against Cincinnati (1/22), made his postseason debut and saw limited action as a reserve as an extra tight end and on special teams.

**2020 (12/1, 0/0):** Played in 12 games with one start at left guard during his rookie campaign. Was inactive for one contest and dressed but did not play in three games. Missed the postseason contest while on the reserve/COVID-19 list. Made his NFL debut at Denver (9/14/20). Started his first career NFL contest at Baltimore (11/22/20).

- At Denver (9/14), saw action as a reserve in his first NFL contest.
- Against Buffalo (10/13), saw limited action as a reserve tight end in the jumbo package.
- Against Indianapolis (11/12), played as a reserve at center late in the game and as an extra tight end.
- At Baltimore (11/22), made his first career NFL start at left guard and helped open holes for Titans' ball carriers to gain 173 yards on the ground.
- At Jacksonville (12/13), played as a reserve at left guard in the second half.
- At Green Bay (12/27), saw limited action at left guard late in the fourth quarter.
- At Houston (1/3), entered the game as a reserve at left guard in the third quarter after Rodger Saffold III left with an injury. Blocked for Derrick Henry to gain a franchise-record 250 rushing yards in the Titans' division-clinching victory and in the process become the eighth player in NFL history to eclipse 2,000 rushing yards in a season.
- Against Baltimore (1/10), missed the game while on reserve/COVID-19.

#### COLLEGE:

- In four seasons at Texas State (2016-19), appeared in 48 games with 47 consecutive starts along the offensive line. Brewer recorded starts at center, left guard, right guard, left tackle and right tackle.
- As a senior (2019), started all 12 games at right tackle. Earned All-Sun Belt second team recognition.
- As a junior (2018), started 12 games with six starts at center and six starts at left tackle. Named to the All-Sun Belt first team Offense by Pro Football Focus and earned honorable mention All-Sun Belt recognition by the league's coaches and media.
- As a sophomore (2017), started all 12 games on the offensive line. Made

five starts at center, five starts at right guard and two starts at left tackle. Earned All-Sun Belt second team honors by Phil Steele and All-Sun Belt third team recognition by the league's coaches and media.

- At Arkansas State (11/18), caught one pass for seven yards.
- As a freshman (2016), played in 12 games and made 11 starts on the offensive line. Started seven games at left guard and four games at center. Earned All-Sun Belt third team honors by Phil Steele and All-Sun Belt honorable mention recognition by the league's coaches and media.
- Majored in general studies at Texas State.

**PERSONAL:**

- Attended Skyline (Texas) High School where he earned All-District 9-6A First-Team honors at guard.
- Rated a two-star recruit by Rivals.
- Also competed in basketball, wrestling and track and field.
- Son of Thedra and Keith Brewer.
- Follow Brewer on Twitter and Instagram @bigtime\_ab.
- Born Aaron Jamal Brewer on Oct. 28, 1997 in Dallas, Texas.

## AARON BREWER'S NFL STATISTICS

**REGULAR SEASON**

Year	Team	GP	GS
2020	Tennessee	12	1
2021	Tennessee	12	5
2022	Tennessee	17	17
<b>NFL Totals</b>		<b>41</b>	<b>23</b>

**PLAYOFFS**

Year	Team	GP	GS
2020	Tennessee	0	0
2021	Tennessee	1	0
<b>NFL Totals</b>		<b>1</b>	<b>0</b>

**Starts Breakdown:**

2020 - LG 1; 2021 - RG 3, LG 2; 2022 - LG 15, C 2

**Additional Career Statistics**

Tackles - 1 (2022)

Fumble Recoveries - 1 (2021)



# 95 CURTIS BROOKS

**DEFENSIVE TACKLE • 6'2" • 287 LBS • COLLEGE: CINCINNATI**  
**ACQUIRED: FREE AGENT - 2022 • NFL EXPERIENCE (NFL/TITANS): 1/1**  
**HOMETOWN: DANVILLE, VA.**  
**GAMES PLAYED/GAMES STARTED: 0/0 (PLAYOFFS: 0/0)**



**PRO:** Defensive lineman Curtis Brooks originally joined the Titans as a member of the practice squad during the latter part of the 2022 season. The 6-foot-2-inch, 287-pounder was originally selected by the Indianapolis Colts in the sixth round (216th overall) of the 2022 NFL Draft. The Danville, Va., native led one of the nation's top defenses in tackles for loss and sacks his sixth year at Cincinnati. He logged 162 tackles, 23 tackles for loss and 12 sacks over six seasons (2016-21) with the Bearcats.

**TITANS TIDBITS:**

• Brooks grew up playing football, but decided to stop playing as he entered high school and participate in the marching band instead. As he continued to grow and develop throughout his freshman and sophomore years, George Washington High School Coach Nick Anderson took notice. After seeing Brooks out-lifting some of his football players in the weight room, Coach Anderson pleaded with Brooks and his mother for him to come and join the team. Brooks was hesitant, but once his grandfather told him he would like to see Brooks play, he decided to return to the gridiron. He excelled immediately and starred for the Eagles in 2014 and 2015 helping GW to a combined 25-3 record his junior and senior seasons while earning a scholarship to the University of Cincinnati.

**CAREER TRANSACTIONS:**

- The Danville, Va., native was originally drafted by the Indianapolis Colts in the sixth round (216th overall) of the 2022 NFL Draft.
- Waived by the Colts on Aug. 30, 2022 and signed to the practice squad the next day.
- Waived by the Colts on Dec. 19, 2022.
- Signed by the Titans to the practice squad on Jan. 4, 2023.

**SEASON RECAPS:**

**2022 (0/0 - Indianapolis, 0/0 - Tennessee, 0/0):** Spent a portion of the season on the Indianapolis Colts and Tennessee Titans practice squads.

**COLLEGE:**

- Appeared in 60 games with 20 starts over six seasons at Cincinnati (2016-21) and recorded 162 tackles, 23 tackles for loss, 12 sacks, two passes defended, two forced fumble and two fumble recoveries.
- As a sixth-year (2021), started in all 14 games and finished with 56 tackles, 12.5 tackles for loss, 7.5 sacks, one forced fumble and one fumble recovery. Was named a first team All-AAC selection. He led the team in tackles for loss and sacks.
- As a senior (2020), appeared in nine games with four starts and totaled 27 tackles, three tackles for loss, 2.5 sacks and one forced fumble. Compiled four tackles and one sack in the AAC Championship game against Tulsa.
- As a junior (2019), played in 14 games with two stats and registered 40 tackles, 7.5 tackles for loss, two sacks, two passes defended and one fumble recovery.
- As a sophomore (2018), saw action in 12 games and recorded 23 tackles.
- As a redshirt freshman (2017), appeared in 12 games and tallied 16 tackles.
- Redshirted the 2016 season.
- Graduated from Cincinnati with a degree in interdisciplinary studies in 2020.

**PERSONAL:**

- Attended George Washington (Va.) High School.
- Was a second-team selection to the All-Region 4A West squad and a second-team honoree on the DRB All-Metro Defensive Football Team. GoDanRiver.com called him one of the area's most terrorizing defensive linemen.
- Totaled 82 tackles, 15.5 tackles for loss, nine sacks, two fumble recoveries, a blocked field goal and a defensive touchdown as a senior.
- Also played basketball.
- Follow Curtis on Instagram and Twitter at @\_chbrooks
- Born Curtis Brooks on Feb. 6, 1998 in Danville, Va.


## CURTIS BROOKS' NFL STATISTICS

REGULAR SEASON		TACKLES								INTERCEPTIONS					FUMBLES				
Year	Team	GP	GS	Tot	Solo	Asst	Sk	Yds	QBP	TFL	No	Yds	Lg	TD	PD	FF	FR	Yds	SpT
2022	IND/TEN																		
Practice Squad																			
<b>NFL Totals</b>		<b>0</b>	<b>0</b>	<b>0</b>	<b>0</b>	<b>0</b>	<b>0.0</b>	<b>0.0</b>	<b>0</b>	<b>0</b>	<b>0</b>	<b>0</b>	<b>0</b>	<b>0</b>	<b>0</b>	<b>0</b>	<b>0</b>	<b>0</b>	<b>0</b>



# 44 MIKE BROWN

**SAFETY • 6'2" • 222 LBS • COLLEGE: MIAMI (OHIO)**  
**ACQUIRED: FREE AGENT - 2022 • NFL EXPERIENCE (NFL/TITANS): 1/1**  
**HOMETOWN: GRAND RAPIDS, MICH.**  
**GAMES PLAYED/GAMES STARTED: 3/0 (PLAYOFFS: 0/0)**



**PRO:** The Titans signed Mike Brown from the Cleveland Browns' practice squad late in the 2022 season to add depth on special teams coverage units and in the secondary. As a rookie, the 6-foot-2-inch, 222-pounder played in three games as a reserve with the Browns. The Grand Rapids, Mich., native was originally signed as an undrafted free agent by the Minnesota Vikings following the 2022 NFL Draft and also spent time with the Green Bay Packers during his rookie campaign.

#### TITANS TIDBITS:

- His best friend and teammate at Grand Rapids Central Catholic (Mich.) High School, offensive lineman Jalen Mayfield, was selected by the Atlanta Falcons in the third round of the 2021 NFL Draft.
- He chose No. 3 for his college jersey to represent him, his brother and his mother.

#### CAREER TRANSACTIONS:

- The Grand Rapids, Mich., native was originally signed by the Minnesota Vikings as a rookie free agent on May 1, 2022.
- Released by the Vikings on Aug. 30, 2022.
- Signed by the Green Bay Packers to their practice squad on Sept. 14, 2022.
- Released by the Packers from their practice squad on Sept. 22, 2022.
- Signed by the Minnesota Vikings to their practice squad on Oct. 5, 2022.
- Released by the Vikings from their practice squad on Oct. 18, 2022.
- Signed by the Cleveland Browns to their practice squad on Oct. 25, 2022.
- Activated from the practice squad to the Browns active roster standard elevation on Nov. 19, 2022.
- Activated from the practice squad to the Browns active roster standard elevation on Dec. 3, 2022.
- Activated from the practice squad to the Browns active roster standard elevation on Dec. 10, 2022.
- Signed by the Titans to the team's active roster off of the Browns' practice squad on Jan. 2, 2023.

#### SEASON RECAPS:

**2022 (3/0 - Cleveland; 0/0 - Tennessee):** Signed by the Titans from the Cleveland Browns' practice squad prior to the regular season finale. Was inactive in his only contest as a member of the Titans. Saw action as a reserve in three games with the Browns and collected a special teams tackle. Spent one week on the Green Bay Packers' practice squad, two weeks on the Minnesota Vikings' practice squad and six weeks on the Browns' practice squad throughout the season.

- At Jacksonville (1/7), was inactive.

#### COLLEGE:

- Appeared in 54 games at Miami (Ohio) and registered 197 total tackles, 10 passes defended, four interceptions, 3.5 sacks, a forced fumble and two fumble recoveries.
- As a redshirt senior (2021), started 13 games and recorded 66 tackles, 2.5 sacks, a forced fumble, a fumble recovery and a pass defended.
- As a senior (2020), started three games in a COVID-19 pandemic-shortened season and registered 13 tackles with a sack.
- As a junior (2019), started all 14 games and posted three interceptions with two of them returned for touchdowns. Tied for the most interception return touchdowns in the nation. Notched 56 total tackles, with a season-high seven in both the Iowa and Northern Illinois games. Named one of team's Defensive Skill Players of the Year and was also selected Academic All-MAC.
- As a sophomore (2018), played in all 12 games with nine starts and collected 58 tackles, three tackles for loss and one interception.
- As a freshman (2017), appeared in all 12 games and totaled four tackles on the season.
- Majored in sport leadership and management at Miami (Ohio).

#### PERSONAL:


- Attended Grand Rapids Catholic Central (Mich.) High School.
- As a senior (2016), was a team captain and earned first-team all-state while leading his team to a state championship. Was named to the West Michigan Dream Team.
- Follow Brown on Instagram at @\_mymike and on Twitter at @mymike\_.
- Born Michael Curtis Brown II on April 7, 1999 in Grand Rapids, Mich.

## MIKE BROWN'S NFL STATISTICS

REGULAR SEASON		TACKLES										INTERCEPTIONS					FUMBLES			
Year	Team	GP	GS	Tot	Solo	Asst	Sk	Yds	QBP	TFL	No	Yds	Lg	TD	PD	FF	FR	Yds	SpT	
2022	CLE/TEN	3	0	0	0	0	0.0	0.0	0	0	0	0	0	0	0	0	0	0	1	
<b>NFL Totals</b>		<b>3</b>	<b>0</b>	<b>0</b>	<b>0</b>	<b>0</b>	<b>0.0</b>	<b>0.0</b>	<b>0</b>	<b>0</b>	<b>0</b>	<b>0</b>	<b>0</b>	<b>0</b>	<b>0</b>	<b>0</b>	<b>0</b>	<b>0</b>	<b>1</b>	

#### Single-Game Highs

Special Teams Tackles - 1 at Houston (12/4/22)



# 60 DANIEL BRUNSKILL

**OFFENSIVE LINE • 6'5" • 300 LBS • COLLEGE: SAN DIEGO STATE**  
**ACQUIRED: UNRESTRICTED FREE AGENT (SF) - 2023**  
**NFL EXPERIENCE (NFL/TITANS): 5/1 • HOMETOWN: VALLEY CENTER, CALIF.**  
**GAMES PLAYED/GAMES STARTED: 61/42 (PLAYOFFS: 9/3)**



**PRO:** The Titans signed Daniel Brunskill early in the 2023 free agency period to bring toughness, versatility and experience to the offensive front. The 6-foot-5-inch, 300-pounder entered the NFL as an undrafted free agent with the Atlanta Falcons in 2017. After two seasons on Atlanta's practice squad and a stint in the Alliance of American Football, he found a home with the San Francisco 49ers where he appeared in 61 games with 42 starts from 2019-2022. The San Diego State product and former collegiate tight end has shown versatility during his career having started games at all five positions on the offensive front in his first four NFL campaigns.

#### TITANS TIDBITS:

- Brunskill went to San Diego State as a walk-on offensive lineman in 2012. He made the switch to tight end for his first three collegiate seasons and earned a scholarship after the spring semester of 2015. After being named honorable-mention All-Mountain West as a tight end during his junior campaign, Brunskill switched back to offensive line for his final season after depth issues cropped up on the Aztecs' offensive front. He started all 14 games at right tackle as a senior and was named second-team All-Mountain West.
- In February of 2020, Brunskill joined current and former NFL players in Budapest, Hungary, where the group conducted two days of free football camps for men, women and children, while additionally hosting community activities. The camps were organized by American Football Without Barriers, a nonprofit foundation that was co-created by former NFL tight end Gary Barnidge. Its mission is to teach American football to those all around the globe.
- As a member of the Alliance of American Football's (AAF) San Diego Fleet in 2019, Brunskill was coached by former NFL head coach Mike Martz.

#### CAREER TRANSACTIONS:

- The Valley Center, Calif., native was originally signed by the Atlanta Falcons as a rookie free agent on May 1, 2017.
- Waived by the Falcons on Sept. 2, 2017 and signed to the team's practice squad a day later.
- Signed by the Falcons to a future's contract on Jan. 15, 2018.
- Waived by the Falcons on Sept. 1, 2018 and signed to the team's practice squad a day later.
- Released by the Falcons from their practice squad on Jan. 2, 2019.
- Signed by the San Francisco 49ers as a free agent on April 12, 2019.
- Signed by the Titans as an unrestricted free agent on March 20, 2023.

#### SEASON RECAPS:

**2022 (14/2, 3/0 - San Francisco):** Saw action in 14 games with two starts. Started games at right and left guard. Was inactive for the first three games of the season. Appeared as a reserve in all three postseason games.

- Against Miami (12/4), started at right guard and helped open holes for 49ers' rushers to gain 121 rushing yards.
- Against Arizona (1/8), started at left guard in the regular season finale and blocked for a rushing attack that accumulated 169 yards and two scores on the ground.

**2021 (17/17, 3/3 - San Francisco):** Started all 17 regular season games and all 3 postseason games at right guard.

- Against Atlanta (12/19), started at right guard and was a part of an offensive front that allowed zero sacks and blocked for ball carriers to gain 162 rushing yards.
- At Dallas (1/16), started at right guard and was a member of an offensive

line that did not allow a sack and opened holes for 169 rushing yards in an NFL Wild Card matchup, marking the first time since 2003 that the 49ers' offensive line did not allow a sack in a postseason game.

- At L.A. Rams (1/30), part of an offensive unit that did not allow a sack in the NFC Championship Game, marking the second time this postseason and first time a team has allowed zero sacks in two-or-more postseason games in the same postseason since the 2018 New England Patriots.

**2020 (16/16 - San Francisco):** Started all 16 games for the first time in his career. Made eight starts at right guard and eight starts at center.

- Against L.A. Rams (10/18), blocked for the team to rush for 122 yards and did not allow a sack on 33 pass attempts.
- Against Buffalo (12/7), part of an offensive line that did not allow a sack as Nick Mullens threw for 316 yards.

**2019 (14/7, 3/0 - San Francisco):** Played in 14 games with seven starts along the offensive line in his first season with the 49ers. Appeared in three postseason games.

- Against Cleveland (10/7), helped the 49ers rush for 275 yards and two touchdowns on 40 carries, the most rushing yards by the team in a single game since 2014.
- Against Carolina (10/27), helped the 49ers rush for 232 yards and five touchdowns on 38 carries. The five rushing touchdowns were the most by the 49ers in a single-game since 1992.
- Against Minnesota (1/11), helped the 49ers offense rush for 186 yards and two touchdowns on 47 carries in the NFC Divisional round. The 47 rushing attempts are the most in a postseason game in franchise history and the 186 rushing yards are the fifth-most in a postseason game in franchise history.

**2019 (San Diego Fleet - AAF):** Signed with San Diego of the Alliance of American Football and started eight games at tackle for the Fleet.

**2018 (0/0 - Atlanta):** Spent the entire season on the team's practice squad.

**2017 (0/0 - Atlanta):** Spent the entire season on the team's practice squad.

#### COLLEGE:

- Appeared in 54 games with 32 starts at San Diego State. Switched from tight end to offensive line prior to his senior season. Finished his career with 15 receptions for 143 yards and three touchdowns.
- At San Diego State, Brunskill was on the Wuerffel Trophy watch list which goes to the athlete who does the most community service, among other attributes. He was also chosen as a Burlsworth nominee which is given to the best college walk-on.
- As a senior (2016), earned second-team All-Mountain West honors after starting all 14 games at right tackle. Was named the team's offensive lineman of the year and was one of two players to win the team's President's Award (highest standard of athletic and academic excellence).
- As a junior (2015), started all 14 games at tight end and recorded 10 receptions for 112 yds with two receiving scores. Was selected honorable-mention All-Mountain West by the league's media and head coaches.
- As a sophomore (2014), saw action in all 13 games with four starts and posted five catches for 31 yards with a touchdown.
- As a redshirt freshman (2013), played in all 13 games mainly as the blocking tight end.
- Redshirted in 2012.
- Majored in civil engineering at San Diego State.

**PERSONAL:**

- Attended Valley Center (Calif.) High School where he was a two-year letterwinner.
- As a senior (2011), named a team captain and was selected first-team all-CIF, first-team All-Valley League, first-team All-North County and second-team All-State.
- Also played volleyball, lacrosse and was on the wrestling team.
- Follow Brunskill on Instagram at @dan\_skill.94.
- Born Daniel Zachary Brunskill on Jan. 27, 1994 in San Diego, Calif.

**DANIEL BRUNSKILL'S NFL STATISTICS****REGULAR SEASON**

Year	Team	GP	GS
2019	San Francisco	14	7
2020	San Francisco	16	16
2021	San Francisco	17	17
2022	San Francisco	14	2
<b>NFL Totals</b>		<b>61</b>	<b>42</b>

**PLAYOFFS**

Year	Team	GP	GS
2019	San Francisco	3	0
2021	San Francisco	3	3
2022	San Francisco	3	0
<b>NFL Totals</b>		<b>9</b>	<b>3</b>

**Starts Breakdown:**

2019 - RT 4, LT 1, RG 2; 2020 - RG 8, C 8; 2021 - RG 17 (Playoffs - RG 3); 2022 - RG 1, LG 1





# 16 TREYTON BURKS

**WIDE RECEIVER • 6'2" • 225 LBS • COLLEGE: ARKANSAS**

**ACQUIRED: 1ST ROUND - 2022**

**NFL EXPERIENCE (NFL/TITANS): 2/2 • HOMETOWN: WARREN, ARK.**

**GAMES PLAYED/GAMES STARTED: 11/6 (PLAYOFFS: 0/0)**



**PRO:** The Titans selected Treyton Burks in the first round (18th overall) of the 2022 NFL Draft. As a rookie, he totaled 33 receptions for 444 yards and one touchdown in 11 games. The 6-foot-2-inch, 225-pounder brings a rare combination of size, speed and sure hands. The Arkansas product is a powerful runner with the ball in his hands, and he can be used all over the offensive formation as well as in the return game. In three college seasons (2019-21), he became the sixth all-time leading receiver in Razorbacks history (146 receptions for 2,399 yards) and tied for the fifth-most touchdown catches in school annals (18). He was drafted with the highest pick of any Arkansas player since Darren McFadden was taken fourth overall in 2008, and he was the first Arkansas wide receiver to be selected in the first round since Matt Jones was taken 21st overall by Jacksonville in 2006.

#### CAREER HIGHLIGHTS:

- In 2022, Burks' 444 receiving yards placed ninth among all NFL rookies. He totaled 33 catches in 11 games.
- As a junior at Arkansas in 2021, Burks was named first-team All-SEC after totaling 66 receptions (seventh in the SEC) for 1,104 yards (fourth) and 11 touchdowns (fourth). His 92.0 receiving yards per game ranked third in the SEC behind only Jameson Williams (104.8) and Wan'Dale Robinson (102.6).
- As a sophomore in 2020, he was named second-team All-SEC after contributing 51 receptions for 820 yards and seven touchdowns. His 91.1 receiving yards per game ranked third in the SEC behind only Elijah Moore (149.1) and DeVonta Smith (142.8).

#### TITANS TIDBITS:

- Burks is a hunting and fishing enthusiast. He is an experienced wild boar hunter, which involves hunting the animals with only his dogs and a knife.
- He lists "The Sandlot" and "Home Alone" among his favorite movies.
- Some of Burks' work ethic was developed on the farm of his great-grandfather, Joe Burks, as he would do everything from bailing hay to working in the chicken house.
- Burks has two dogs, a pair of American bullies named Zara and Zazu.

#### CAREER TRANSACTIONS:

- The Warren, Ark., native was selected by the Titans in the first round (18th overall) of the 2022 NFL Draft.

#### SEASON RECAPS:

**2022 (11/6):** Saw action in 11 games with six starts as a rookie and tied for third on the squad with 33 receptions and 444 receiving yards with a receiving score. Rushed four times for 47 yards. Placed on injured reserve on Oct. 8, 2022 and missed four games before being designated to return on Nov. 12, 2022. Was inactive for two contests. Had one 100-yard receiving performance (at GB). Led the team in receiving yards three times (at BUF, at GB, vs. DAL). Led or tied for the team lead in receptions four times (at BUF, at GB, vs. CIN, at JAX).

- Against N.Y. Giants (9/11), made his NFL debut as a reserve at wide receiver and snared three receptions for 55 yards. Since 1970, his 55 receiving yards ranked sixth among Titans/Oilers rookies and first-year players in a Week 1 game. Snared his first career reception for 20 yards to set up the Titans' first touchdown of the season in the opening stanza. Set up the Titans' second touchdown with a 27-yard reception in the third quarter.
- At Buffalo (9/19), registered his first career start at wide receiver and tied for the team lead with four receptions for a team-best 47 receiving yards.

- Against Las Vegas (9/25), saw action as a reserve at wide receiver and caught one pass for 13 yards to go along with an eight-yard rush. Posted a 13-yard reception down to the Raiders' one-yard line setting up Derrick Henry's touchdown on the next play early in the second quarter.

- At Indianapolis (10/2), started at wide receiver and collected two receptions for 14 yards to go along with a four-yard rush for a first down before leaving the game early in the fourth quarter with an injury. Extended a Titans' scoring drive with a four-yard rush on third-and-one in the second quarter.

- At Green Bay (11/17), started at wide receiver and collected his first career 100-yard receiving performance, amassing a team-high 111 yards on a team-best seven catches. Kickstarted the Titans' opening touchdown drive with a 43-yard grab on third-and-seven in the first quarter. Sealed the victory with a 51-yard catch along the left sideline allowing the Titans to kneel out the clock in the fourth quarter.

- Against Cincinnati (11/27), played as a reserve at wide receiver and tied for the team lead with four catches for 70 yards. Collected his first career touchdown by recovering a fumble in the end zone. Scored his first touchdown after recovering a Derrick Henry fumble in the end zone during the second quarter. Set up the Titans' second field goal with a leaping 51-yard grab down to the Bengals' 24-yard line in the third quarter.

- At Philadelphia (12/4), started at wide receiver and hauled in his first career touchdown before leaving the contest late in the first quarter with an injury. Snared a 25-yard touchdown strike in the end zone to even the score at 7-7 in the opening stanza.

- Against Houston (12/24), set up the Titans' second touchdown with a 15-yard run on a reverse in the third quarter.

- Against Dallas (12/29), started at wide receiver and led the team with 66 receiving yards on four catches. Rushed once for 20 yards. Set up the Titans' second field goal with a 30-yard tightrope catch-and-run along the right sideline in the second quarter. Extended the Titans' touchdown drive with a 21-yard grab on third-and-six in the third quarter.

#### COLLEGE:

- One of the most accomplished wide receivers in Arkansas history, Burks appeared in 32 career games with 30 starts in three seasons with the Razorbacks. He totaled 146 receptions for 2,399 yards and 18 touchdowns to go along with 32 rushing attempts for 222 yards and one score. He returned 13 punts for 134 yards (10.3-yard average) and returned 11 kickoff returns for 226 yards (20.5 avg.). At the conclusion of his collegiate career, he ranked sixth in Razorbacks history in career receptions and receiving yards, and his touchdown reception total tied for fifth all-time. He set an Arkansas record with 10 career 100-yard receiving games, including a school-record six 100-yard receiving performances in his final year. He earned All-SEC honors in each of his three seasons: in 2019, second-team All-SEC as a returner and All-Freshman as a receiver; second-team All-SEC in 2020; and first-team All-SEC in 2021.

- As a junior (2021), started 12 games, totaling 66 catches for 1,104 yards and 11 touchdowns to earn first-team All-SEC honors. He became the fourth pass catcher in Arkansas history to post a 1,000-yard receiving season and the first since 2012.

- As a sophomore (2020), played and started in nine games. Earned second-team All-SEC honors and named to the 2020 Fall SEC Academic Honor Roll. Led the team with 51 catches, 820 yards (16.1 avg.) and seven touchdowns. Also returned one punt for four yards. Finished third in the SEC with an average of 91.1 receiving yards per game and ranked fifth in total receiving yards, despite missing one game. Was one of only two FBS receivers, joining Florida's Kadarius Toney, to log 800-plus receiving

yards and 70-plus rushing yards. Accrued six games with at least 90 receiving yards and four games of 100-plus receiving yards. Became the first Arkansas receiver to record four 100-yard receiving games in the same season since Cobi Hamilton in 2012. Totaled four catches of 50-plus yards, which tied for sixth-most in FBS.

- As a freshman (2019), played in 11 games with nine starts. Named second-team All-SEC as a returner and added SEC All-Freshman honors as a receiver. Hauled in 29 passes for a team-high 475 yards. Averaged 16.4 yards per catch and 43.2 yards per game, both ranking second among conference freshmen. As the team's main punt returner, fielded 12 punts for 130 yards, averaging 10.8 yards per return. Also returned 10 kickoffs for 226 yards. Finished second on the team in all-purpose yards with 866, averaging 78.7 per game.

- Majored in communications at Arkansas.

#### PERSONAL:

- Married Shelby Pearlman in 2023.
- Attended Warren (Ark.) High School, where he closed his high school career with 151 receptions for 3,403 yards and 43 touchdowns for the Lumberjacks. Rated a four-star prospect by Rivals, 247Sports and ESPN, and billed as the top player in the state of Arkansas by 247Sports. Slotted as the No. 11 wide receiver in the nation by ESPN.

- Also lettered in basketball, baseball and track.
- As a high school senior, hauled in eight catches for 244 yards, scoring four times before a season-ending injury. Also passed for three touchdowns. Played on both sides of the ball, tallying 17 tackles with one sack, two forced fumbles and a fumble recovery.
- As a high school junior, totaled 1,090 receiving yards and 12 touchdowns on 45 catches in 2017. Also rushed for 936 yards on 114 carries, scoring 27 touchdowns and helping the team to a 13-2 mark and a berth in the Arkansas 4A state championship game.
- Son of Shafreda Strickland and has one brother and two sisters.
- Follow Burks on Twitter at @TreytonBurks.
- Follow Burks on Instagram at @treyton\_burks13.
- Born Treyton Burks on March 23, 2000 in Flint, Mich.

## TREYTON BURKS' GAME-BY-GAME

2022 Tennessee Titans				RECEIVING														
Date	Opp.	W/L	P/S	No	Yds	Avg	Lg	TD										
Sept 11	NYG	L	p	3	55	18.3	27	0	Dec 4	@	Phi	L	S	1	25	25.0	25t	1
Sept 19	@ Buf	L	S	4	47	11.8	16	0	Dec 11		Jax	L	IA					
Sept 25	LV	W	p	1	13	13.0	13	0	Dec 18	@	LAC	L	IA					
Oct 2	@ Ind	W	S	2	14	7.0	8	0	Dec 24		Hou	L	p	0	0	-	0	0
Oct 9	@ Was	W	IR						Dec 29		Dal	L	S	4	66	16.5	30	0
Oct 23	Ind	W	IR						Jan 7	@	Jax	L	S	4	19	4.8	9	0
Oct 30	@ Hou	W	IR						<b>Totals</b>			<b>7-10</b>	<b>11/6</b>	<b>33</b>	<b>444</b>	<b>13.5</b>	<b>51</b>	<b>1</b>
Nov 6	@ KC	L	IR															
Nov 13	Den	W	p	3	24	8.0	15	0										
Nov 17	@ GB	W	S	7	111	15.9	51	0										
Nov 27	Cin	L	p	4	70	17.5	51	0										

## TREYTON BURKS' NFL STATISTICS

REGULAR SEASON				RECEIVING						RUSHING				
Year	Team	GP	GS	No	Yds	Avg	Lg	TD	Att	Yds	Avg	Lg	TD	
2022	Tennessee	11	6	33	444	13.5	51	1	4	47	11.8	20	0	
<b>NFL Totals</b>		<b>11</b>	<b>6</b>	<b>33</b>	<b>444</b>	<b>13.5</b>	<b>51</b>	<b>1</b>	<b>4</b>	<b>47</b>	<b>11.8</b>	<b>20</b>	<b>0</b>	

#### Single-Game Highs

Receptions - 7 at Green Bay (11/17/22)  
 Receiving Yards - 111 at Green Bay (11/17/22)  
 Long Reception - 51 (Twice, last vs. Cincinnati 11/27/22)  
 Receiving Touchdowns - 1 at Philadelphia (12/4/22)  
 Rushes - 1 (Four times, last vs. Dallas 12/29/22)  
 Rushing Yards - 20 vs. Dallas (12/29/22)  
 Long Rush - 20 vs. Dallas (12/29/22)

#### Additional Career Statistics

Fumble Recoveries - 1 (2022)  
 Fumble Recoveries for Touchdowns - 1 (2022)



# 31 KEVIN BYARD

**SAFETY • 5'11" • 212 LBS • COLLEGE: MIDDLE TENNESSEE STATE**  
**ACQUIRED: 3RD ROUND - 2016**  
**NFL EXPERIENCE (NFL/TITANS): 8/8 • HOMETOWN: LITHONIA, GA.**  
**GAMES PLAYED/GAMES STARTED: 114/105 (PLAYOFFS: 7/7)**



**Captain: 2019, 2020, 2021, 2022**



**Pro Bowl: 2017, 2021**



**Community Man of the Year: 2020**

**PRO:** Since the Titans selected Kevin Byard with the first pick of the third round in the 2016 NFL Draft, he has established himself as one of the premier safeties in the NFL and one of the best at his position in franchise history. During his first seven seasons, he did not miss a single game and was a key contributor to six winning campaigns. He finished the 2022 season as a four-time team captain, two-time Pro Bowl selection and a two-time Associated Press first-team All-Pro. His 27 career interceptions through 2022 tied for fourth place on the franchise's all-time list, ranked first for the organization during its "Titans era" (1999–present) and ranked third among all Titans/Oilers safeties. Only former Oilers Jim Norton (45), Cris Dishman (31) and Fred Glick (30) totaled more interceptions than Byard, whose 27 thefts tied Tony Banfield, W.K. Hicks and Darryll Lewis. From 2017 through 2022, Byard's 27 interceptions led all NFL safeties and ranked second among all players. The 5-foot-11-inch, 212-pound defender is a product of Middle Tennessee State University, where he earned a reputation as a sideline-to-sideline, ball-hawking safety who plays with tremendous intelligence and effort.

## CAREER HIGHLIGHTS:

- In 2022, Byard led the Titans with four interceptions and 106 tackles. He notched his fifth total season (2017-19, 2021-22) and second consecutive season in which he led the squad in interceptions, and it was his third straight campaign (2020-22) leading the defense in tackles. Prior to 2021, no previous Titans/Oilers player had led the team in both interceptions and tackles in a single season, and Byard accomplished the feat in consecutive years.
- At the conclusion of 2022, Byard's 105 consecutive starts in the regular season trailed only New England's Devin McCourty (115) among NFL defenders.
- In 2021, Byard was announced as a starter to his second career Pro Bowl and earned first-team Associated Press All-Pro honors for the second time in his career. He joined Bruce Matthews (1999–2000) and Albert Haynesworth (2007–2008) as the franchise's only players in its "Titans era" (since 1999) to earn multiple first-team AP All-Pro honors.
- Byard led the Titans in 2021 with five interceptions and 88 tackles, becoming the franchise's first player to lead the team in tackles and interceptions in the same season since the team began tracking individual tackle statistics in 1974. It was his second consecutive season to lead the club in tackles and the fourth time in his career he was the interceptions leader. Additionally, his 13 passes defended made up the highest total among NFL safeties.
- He scored his first two career touchdowns in 2021—one on a fumble return and one on an interception return—to become the first Titans player with two defensive touchdowns in the same season since linebacker Zach Brown in 2012.
- In 2020, Byard was named the team's Walter Payton Man of the Year for his work in the community.
- Byard led the team and set a career-high in 2020 with 111 tackles.
- From 2017 through 2019, Byard led the NFL with 17 interceptions.
- In 2019, Byard led the team in interceptions (five) for the third consecutive season, while starting every contest for the third consecutive season.
- In 2018, Byard led the team with four interceptions and ranked third on the team with 96 tackles and 10 passes defended.
- In 2017, Byard was named to the Pro Bowl and earned first-team Associated Press All-Pro honors after tying Detroit's Darius Slay for the NFL lead with eight interceptions. He added a pair of fumble recoveries to pace the league with 10 total takeaways.
- His eight interceptions in 2017 tied for seventh in franchise history and made up the highest total by any franchise player since Oilers cornerback

Richard Johnson picked off eight passes in 1990.

- In 2016, Byard saw action in all 16 games with seven starts and compiled 63 tackles, a sack, five tackles for loss, three quarterback pressures, four passes defended and 10 special teams tackles. His seven starts were the most by a Titans rookie safety since Michael Griffin (10) in 2007.

## TITANS TIDBITS:

- In 2022, Byard was voted by the Nashville chapter of the Pro Football Writers of America as the first recipient of the Eddie George Good Guy Award.
- In May 2022, Martin Luther King Jr. High School in Lithonia, Ga., renamed its updated athletic facilities in Byard's honor. Byard graduated from the school in 2011.
- Along with his wife, Clarke, Byard has made a profound impact in the Nashville community through the Byard Family Legacy Fund. With the mission to "provide ALL families and individuals in our community with hope, making sure everyone who needs it gets a second chance," the organization annually holds a back-to-school program, Thanksgiving dinner, Christmas fundraiser and football camp. It also changes lives through the "Grace Grant," which provides funds to individuals or organizations who need a second chance.
- In 2021, the Byard Family Legacy Fund used its "Grace Grant" to renovate the Davidson County Department of Children's Services' Safe Room. The room is designed to help reduce trauma for children who come into custody for child abuse and/or child neglect.
- In April 2022, Byard served as the honorary chair for the Rally Foundation for Childhood Cancer Research's annual event called "Rally On the Runway," which helped raise more than \$556,000 to fund research and aid families with children fighting cancer.
- In July 2020, Byard was named the official spokesperson for the United Way of Greater Nashville. His first order of business was to participate in the organization's virtual Stuff the Bus school supply drive.
- In August 2020, Byard assisted his wife, Clarke, in the unintentional home birth of their son, Kevin Leon Byard IV. After realizing they were not going to be able to make it to the hospital and their doula needing 30 minutes to get to their home, Byard sprung into action with instructions from the doula. The first: "Let's try and get her in the bathtub." But by this time, his son's head was already visible. The doula told him, "Tell her to start pushing. The baby is coming." Byard recalled: "His face was pointing upward, so I could see his face was real purple. I was nervous about that, so she told me to support his head." In less than 15 minutes, he was holding Kevin IV in his arms. "Once he got his head out, his shoulders and everything just kind of slipped out, and I kind of caught him in my arms. He waited about five seconds, coughed about two or three times, and started crying."
- Byard credits his mother, the late Artina Stanley, for much of his success. Following a divorce when Byard was in ninth grade, his mother moved with the children from Philadelphia to Atlanta. Although it was a financial struggle, Stanley worked long hours to make sure her children received what they needed. Byard claims he and his older brother "had to grow up really fast" as they helped their mother with taking care of the younger kids in the family. In May 2020, Byard was able to accomplish a goal of helping to purchase his mother a new home. She passed away in June 2022.
- Byard's nickname "Mayor of Murfreesboro," popularized by Titans play-by-play announcer and vice president of broadcasting Mike Keith, is due to his success in the region, beginning at Middle Tennessee State University, which is located in the city of Murfreesboro.
- The Titans had an inside track in their scouting of Byard. Then-general manager Jon Robinson received glowing reports on Byard from his friend and MTSU recruiting coordinator Steve Ellis. When Robinson was a

linebackers coach at Nicholls State, Ellis was one of his pupils, and the two remained close through the years. Additionally, Patrick Callaway, college scout for the Titans, was Byard's high school teammate.

- Byard says his football role models are Ed Reed, Brian Dawkins and Troy Polamalu.
- Byard has aspirations to travel the world, and his bucket list includes setting foot on every continent.

#### CAREER TRANSACTIONS:

- The Lithonia, Ga., native was selected by the Titans in the third round (64th overall) of the 2016 NFL Draft.

#### SEASON RECAPS:

**2022 (17/17):** Started all 17 games at safety, recording his seventh consecutive season in which he appeared in every game and his sixth consecutive season in which he started every contest. Led the team with 106 tackles and four interceptions. Led the team in both interceptions and tackles for the second consecutive season. Added two quarterback pressures, six passes defended and two special teams stops. Ranks first among NFL safeties with 27 interceptions since the beginning of the 2017 season. Tied for fourth in franchise history and leads all players in the Titans era with 27 interceptions. Led or tied for the team lead in tackles three times (vs. NYG, at KC, at PHI). Tied for the team lead in passes defended three times (vs. LV, vs. JAX, vs. DAL). Surpassed Michael Griffin (25) for the most interceptions for the franchise during its "Titans era" (1999 to present) with two interceptions against Dallas (12/29/22).

- Against N.Y. Giants (9/11), led the team with 12 tackles.
- At Buffalo (9/19), collected seven tackles with a quarterback pressure. Halted a Bills' drive by shooting through the line and pressuring Josh Allen on a fourth-and-one pass in the first quarter.
- Against Las Vegas (9/25), saw action in his 100th career regular season game and notched four tackles and an interception. With his 24th career interception, he tied Zeke Moore (24) for 10th place on the all-time franchise interception list. Halted a potential Raiders' scoring drive by intercepting a deflected pass in the end zone that was intended for Darren Waller on third-and-three in the fourth quarter. Helped seal the victory by knocking down the initial deflected two-point conversion pass by Dylan Cole that was intended for Waller late in the fourth quarter.
- At Indianapolis (10/2), tallied six tackles. Helped limit Jonathan Taylor to just 42 rushing yards on 20 carries in the victory. Teamed with Roger McCreary to stop Parris Campbell for a two-yard loss on a short pass in the third quarter.
- At Kansas City (11/6), led the team with 12 tackles.
- At Philadelphia (12/4), started his 100th career game at safety and tied for the team lead with seven tackles.
- Against Jacksonville (12/11), posted three tackles and tied for the team lead with two passes defended. Broke up a pass intended for Evan Engram in the first stanza. Deflected another pass intended for Engram in the opening quarter.
- At L.A. Chargers (12/18), recorded five tackles with an interception. Stepped in front of a Justin Herbert pass intended for Mike Williams for an interception deep in Titans' territory in the third quarter. With his 25th career interception, he tied Michael Griffin and Ken Houston (25) for eighth place all-time for the franchise.
- Against Dallas (12/29), collected six tackles and two interceptions, logging his fourth career multi-interception game. With his 26th and 27th career interceptions, tied for fourth place on the franchise's all-time interceptions list. Intercepted a bobbled Dak Prescott pass intended for Peyton Hendershot in the second quarter. Collected his second interception of the evening by stepping in front of a Prescott pass intended for Dalton Schultz late in the second stanza.

**2021 (17/17, 1/1):** Named Associated Press first-team All-Pro and selected to his second career Pro Bowl. Started all 17 games at safety and tied for fourth in the NFL with a team-leading five interceptions. Led the team with 88 tackles and ranked second on the squad 13 passes defended. Notched a sack, two quarterback pressures, two forced fumbles and a fumble returned for a touchdown. Started the postseason contest and registered three tackles. Ranked third in the NFL with 23 regular season interceptions since the beginning of the 2017 season. Named AFC Defensive Player of the Month for October after registering 27 tackles, three interceptions, including one returned for a touchdown, a fumble recovery for a touchdown, a forced fumble and seven passes defended. Led or tied for the team lead

in passes defended five times (vs. IND, at NYJ, at JAX, vs. BUF, at IND). Led the team in tackles once (at NE). Led the team in sacks once (at NE). Tied for the team lead in quarterback pressures once (at NE). Recorded his first career touchdown on a fumble return at Jacksonville (10/10/21). Posted his first career pick six at L.A. Rams (11/7/21).

- Against Arizona (9/12), started at safety and collected two tackles and an interception. Intercepted a Kyler Murray pass intended for Demetrius Harris and returned it 12 yards on third-and-three early in the third quarter.
- Against Indianapolis (9/26), tallied five tackles and a team-best two passes defended. Defended a pass intended for Zach Pascal at the goalline in the third quarter. Broke up a pass intended for Pascal over the middle late in the fourth quarter.
- At Jacksonville (10/10), compiled 11 tackles, an interception, another pass defended and a fumble return for a touchdown. Became the ninth player in Titans/Oilers history with a fumble return for a touchdown and an interception in the same game. Gave the Titans an early 7-0 lead by recovering a Dan Arnold fumble that was forced by Elijah Molden and returning 30 yards for a touchdown early in the first quarter. Broke up a pass intended for Marvin Jones Jr. in the end zone in the fourth quarter. Ended the game with an interception of Trevor Lawrence in the end zone. With his 20th career interception, he moved past Keith Bulluck (19) and Miller Farr (19) for sole possession of 15th place on the franchise's career interception list.
- Against Buffalo (10/18), registered two tackles and an interception. Intercepted a Josh Allen pass that was deflected by Denico Autry and returned it to the Bills' 11-yard line in the second quarter. With an interception in back-to-back games, it marked the fourth time in his career he intercepted at least one pass in consecutive contests.
- Against Kansas City (10/24), collected four tackles with a forced fumble. Forced a Patrick Mahomes fumble that was recovered by Matthias Farley at the Titans' 48-yard line late in the second quarter.
- At Indianapolis (10/31), posted four tackles and three passes defended, including an interception. Batted down a pass intended for Michael Pittman Jr. in the end zone in the first quarter. Broke up a pass intended for Mo Alie-Cox in the third quarter. Set up the Titans' game-winning field goal in overtime by intercepting a Carson Wentz pass intended for Pittman Jr. and returning it 14 yards to the Colts' 32-yard line.
- At L.A. Rams (11/7), tallied three tackles and an interception return for a touchdown. Increased the Titans lead to 14-3 by intercepting a Matthew Stafford pass intended for Robert Woods and returning 24 yards for a touchdown for his first career pick six. Logged his fifth consecutive game with either an interception, forced fumble or fumble recovery.
- Against New Orleans (11/14), collected five tackles with a pass defended. Ended a Saints' drive by breaking up a third-and-seven pass intended for Kevin White late in the third quarter.
- Against Houston (11/21), totaled seven tackles. Registered his 500th career tackle.
- At New England (11/28), led the team with 12 tackles, including his first sack of the season. Teamed with Monty Rice to stuff Damien Harris for no gain on a rush up the middle in the first quarter. Halted a Patriots' drive by sacking Mac Jones for an 11-yard loss on third-and-eight in the third quarter.
- Against Jacksonville (12/12), posted five tackles and a pass defended in the shutout victory. Broke up a deep pass intended for James O'Shaughnessy on a trick play in the third quarter.
- Against San Francisco (12/23), tallied six tackles with a forced fumble while helping limit All-Pro tight end George Kittle to just two receptions for 21 yards. Forced a JaMycal Hasty fumble that went out of bounds in the fourth quarter.
- Against Cincinnati (1/22), started his seventh career postseason contest and posted three tackles.

**2020 (16/16, 1/1):** Started all 16 games at safety and led the team with a career-high 111 tackles. Posted an interception, two quarterback pressures, a stop for loss, seven passes defended and a forced fumble. Started the postseason contest and collected five tackles and a pass defended. Led or tied for the team lead in tackles four times (at DEN, vs. IND, at JAX, at GB). Led or tied for the team lead in passes defended three times (at DEN, at CIN, vs. DET). Tied for the team lead in quarterback pressures once (at CIN).

- At Denver (9/14), started at safety and led the team with nine tackles. Also posted his first career forced fumble and a pass defended. Gave the Titans offense great field position by forcing a Melvin Gordon III fumble that was recovered by Jeffery Simmons at the Broncos' 23-yard line early in the second quarter. Stuffed Gordon III for no gain on a rush off left end

in the final stanza. Broke up a pass intended for Noah Fant late in the fourth quarter.

- At Minnesota (9/27), started at safety and registered four tackles and a pass defended. Sealed the victory by popping loose a deep pass intended for Adam Thielen that was then intercepted by Amani Hooker late in the fourth quarter.
- Against Houston (10/18), started at safety and produced eight tackles. Stopped Brandin Cooks for no gain on a short pass near the goalline in the third quarter. Teamed with Jayon Brown to stonewall David Johnson for a two-yard loss on a rush off right tackle in the third stanza.
- Against Indianapolis (11/12), started at safety and led the team with 10 tackles. Teamed with Kenny Vaccaro to stuff Jonathan Taylor for no gain on a rush off left guard in the third quarter.
- At Baltimore (11/22), started at safety and totaled seven tackles and a pass defended. Broke up a pass intended for Mark Andrews in the end zone in the first quarter.
- At Jacksonville (12/13), started at safety and led the team with 11 tackles.
- Against Detroit (12/20), started at safety and produced 11 tackles, including his first interception of the season, a stop for loss and another pass defended. Teamed with David Long Jr. to stuff Adrian Peterson for a one-yard loss on a rush off left guard in the first quarter. Broke up a pass intended for T.J. Hockenson late in the first quarter. Intercepted a Chase Daniel pass intended for Danny Amendola late in the fourth quarter.
- At Green Bay (12/27), started at safety and tied for the team lead with nine tackles.
- Against Baltimore (1/10) in the Wild Card game, started at safety and posted five tackles, a pass defended and a quarterback pressure. Ended a Ravens' drive by breaking up a third-and-five pass intended for Mark Andrews in the first quarter.

**2019 (16/16, 3/3):** Started all 16 games for the third consecutive season and led the team and tied for fourth in the NFL with five interceptions. Tied for second on the squad with 10 passes defended. Also posted 91 tackles, including two stops for loss, a quarterback pressure and five special teams tackles. Also caught one pass for 11 yards in 2019. Started all three postseason contests and registered 20 tackles, an interception and a special teams tackle. Led or tied for the team lead in passes defended four times (at ATL, vs. BUF, at IND, at HOU).

- At Cleveland (9/8), collected seven tackles and an interception. Intercepted a Baker Mayfield pass intended for Odell Beckham Jr. and returned it 28 yards early in the fourth quarter.
- At Atlanta (9/29), registered eight tackles and a team-best two passes defended. Broke up a pass intended for Austin Hooper late in the third quarter.
- Against Buffalo (10/6), notched seven tackles and two passes defended, including an interception. Set up the Titans' touchdown by intercepting a Josh Allen third-and-five pass in the third quarter. Halted a Bills' drive by knocking down a third-and-six pass intended for Dawson Knox late in the third quarter.
- At Denver (10/13), recorded three tackles and an interception. Notched a special teams tackle on coverage units. Halted a Broncos' drive by intercepting Joe Flacco's deep pass intended for Noah Fant and returning it 25 yards in the third quarter.
- Against L.A. Chargers (10/20), posted eight tackles and a pass defended. Posted his first career reception on a fake punt. Halted the Chargers' opening drive by breaking up a fourth-and-two pass intended for Hunter Henry. Extended the Titans' opening scoring drive with an 11-yard reception from Brett Kern on the fake punt on fourth-and-eight in the opening stanza.
- Against Jacksonville (11/24), notched a season-high 11 tackles and a special teams tackle on coverage units.
- At Indianapolis (12/1), posted four tackles, an interception and a quarterback pressure. Intercepted a Jacoby Brissett pass and returned it 21 yards to the Colts' 14-yard line setting up a Titans' field goal in the third quarter.
- At Houston (12/29), recorded six tackles and an interception. Intercepted an A.J. McCarron pass intended for Jordan Akins late in the fourth quarter.
- At Baltimore (1/11), recorded 11 tackles and an interception. Intercepted a Lamar Jackson pass intended for Mark Andrews and returned it 31 yards setting up the Titans' opening touchdown in the first quarter. Stuffed Andrews for no gain on a short pass in the right flat early in the fourth quarter.

**2018 (16/16):** Started all 16 games for the second consecutive season and led the team with four interceptions. Ranked third on the team with 96 tackles and 10 passes defended. Collected two sacks, four quarterback

pressures and six special teams tackles. Also posted a 66-yard touchdown pass on a fake punt. Led the team in tackles once (vs. WAS). Tied for the team lead in passes defended six times (at MIA, vs. PHI, at DAL, vs. NE, at NYG, vs. WAS). Tied for the team lead in quarterback pressures once (vs. NYJ). Tied for the team lead in sacks once (at NYG). Set a career-high with 16 tackles against Washington (12/22/18).

- Against Houston (9/16), tallied four tackles. Gave the Titans a 7-0 lead with a 66-yard touchdown pass to Dane Cruikshank on a fake punt early in the first quarter. It was the longest touchdown pass by a defensive player in the Super Bowl era. Byard became the first primarily defensive player in franchise history to record a touchdown pass. Posted a special teams stop on coverage units.
- Against Philadelphia (9/30), tied a then career-high with 10 tackles, and added a quarterback pressure and a pass defended.
- Against Baltimore (10/14), amassed five tackles, an interception and two quarterback pressures. Registered two special teams stops on coverage units. Teamed with Jayon Brown to stop Hayden Hurst for no gain on a jet sweep in the first quarter. Collected his first interception of the season on a Joe Flacco pass that was deflected by Logan Ryan late in the second quarter.
- At Dallas (11/5), posted five tackles with an interception. Stuffed Ezekiel Elliott for a one-yard loss on a rush off right end early in the first quarter. Halted a potential Cowboys' scoring drive by intercepting a pass intended for Amari Cooper in the back of the end zone in the first quarter.
- Against New England (11/11), notched five tackles and two passes defended. Halted a Patriots' drive by knocking down a third-and-four pass intended for Jacob Hollister in the third quarter.
- Against Jacksonville (12/6), amassed three tackles, including a sack and a quarterback pressure. Ended a Jaguars' drive by sacking Cody Kessler for an eight-yard loss on third-and-nine in the first quarter.
- At N.Y. Giants (12/16), posted three tackles, including a sack, an interception and another pass defended in the Titans' first shutout win since 2000. Collected a special teams tackle on coverage units. Ended the first half by sacking Eli Manning for a 10-yard loss on third-and-10. Halted a potential Giants' scoring drive by intercepting an Eli Manning pass intended for Russell Shepard on third-and-20 in the third quarter. Sealed the shutout by breaking up a fourth-and-goal pass intended for Evan Engram late in the fourth quarter.
- Against Washington (12/22), led the team with a career-best 16 tackles, an interception and another pass defended. Broke up a deep pass over the middle intended for Michael Floyd in the third quarter. Intercepted a Josh Johnson third-and-three pass intended for Josh Doctson late in the fourth quarter.

**2017 (16/16, 2/2):** Selected first-team Associated Press All-Pro at safety and named to his first career Pro Bowl. Started all 16 games and tied for the NFL lead with eight interceptions. Ranked second on the team with 18 passes defended and third on the squad with a career-high 87 tackles. Notched three quarterback pressures, four tackles for loss and two fumble recoveries. Started both postseason contests and led the team with 16 tackles. Named AFC Defensive Player of the Week after tallying eight tackles and two interceptions against Jacksonville (12/31/17). Named AFC Defensive Player of the Week after tying a single-game franchise record with three interceptions at Cleveland (10/22/17). His eight interceptions in 2017 were the most by any franchise player since Oilers cornerback Richard Johnson picked off eight passes in 1990. Collected his first career NFL interception at Houston (10/1/17). Tied a career-high with 10 tackles at Houston (10/1/17). Led or tied for the team lead in passes defended six times (at JAX, at HOU, at CLE, vs. CIN, at PIT, vs. JAX).

- At Jacksonville (9/17), collected nine tackles and a pass defended. Combined with Derrick Morgan to stonewall Leonard Fournette for no gain on a rush off left end in the second quarter. Halted a Jaguars' drive by batting down a pass intended for Mercedes Lewis on third-and-14 in the third quarter.
- At Houston (10/1), tied a career-high with 10 tackles while posting a team-best two passes defended, including his first career interception. Broke up a pass intended for DeAndre Hopkins in the second quarter. Halted a potential Texans' scoring drive by intercepting a Deshaun Watson pass intended for DeAndre Hopkins just before halftime.
- At Miami (10/8), totaled four tackles, including two stops for loss and a fumble recovery. Stuffed Jarvis Landry for no gain on a short pass in the first quarter. Recovered a Jay Ajayi fumble that was forced by Adoree' Jackson and returned it six yards in the second quarter. Stuffed Ajayi for a one-yard loss on a rush off right guard in the final stanza.
- At Cleveland (10/22), named AFC Defensive Player of the Week after

posting two tackles, including a stop for loss and a career-high three interceptions. Tied a single-game franchise record with three interceptions and the feat had only happened nine previous times in team annals. Stonewalled Duke Johnson for a three-yard loss on a short pass in the second quarter. Halted a potential Browns' scoring drive by intercepting a DeShone Kizer pass intended for Rashard Higgins late in the second quarter. Intercepted Kizer for a second time by jumping in front of a pass intended for Bryce Treggs early in the third quarter. Collected his third interception of the afternoon by picking off a Cody Kessler pass intended for David Njoku on third-and-13 in the fourth quarter.

- Against Baltimore (11/5), collected six tackles, two interceptions and another pass defended. With three interceptions at Cleveland and two interceptions against the Ravens, became the first player in franchise history to record five interceptions in a two-game span. Intercepted a Joe Flacco pass intended for Breshad Perriman after Logan Ryan deflected the ball in the first quarter. Hauled in his second interception of the afternoon by picking off a deep pass intended for Benjamin Watson early in the third quarter. Batted down a deep pass intended for Mike Wallace in the end zone late in the fourth quarter.
- At Indianapolis (11/26), registered four tackles and a fumble recovery. Set up the Titans' first touchdown by pouncing on a Marlon Mack fumble on the Colts' four-yard line in the third quarter.
- Against Jacksonville (12/31), named AFC Defensive Player of the Week after tallying eight tackles and two interceptions. Picked off a Blake Bortles pass intended for Allen Hurns on third-and-nine early in the fourth quarter. Sealed the victory by intercepting a Bortles pass intended for James O'Shaughnessy with 10 seconds left in the game.
- At Kansas City (1/6), started at safety and recorded six tackles in his first career postseason game. Stuffed Kareem Hunt for no gain on a short pass in the left flat in the second quarter.
- At New England (1/13), started at safety and finished second on the team with 10 tackles. Teamed with Avery Williamson to stop James White for no gain on a rush up the middle early in the second quarter.

**2016 (16/7):** Played in all 16 games with seven starts as a rookie and finished fifth on the team with 63 tackles. Ranked second on the squad with 10 special teams tackles. Collected a sack, five tackles for loss, three quarterback pressures and four passes defended. Led or tied for the team lead in tackles twice (at SD, vs. GB). Tied for the team lead in passes defended twice (vs. IND, at SD). Led or tied for the team lead in special teams tackles seven times (vs. MIN, at DET, at MIA, vs. JAX, at SD, at CHI, vs. DEN). Appeared in his first career NFL game against Minnesota (9/11/16). Made his first NFL start at safety against Green Bay (11/13/16).

- Against Minnesota (9/11), made his NFL debut as a reserve safety and collected four tackles, including a stop for loss. Notched a special teams tackle on coverage units. Burst through the line and stuffed Adrian Peterson for a five-yard loss on a rush off right tackle at the end of the third quarter.
- Against Jacksonville (10/27), played significant snaps as a reserve at safety and posted five tackles, including two stops for loss. Tied for the team lead with a special teams tackle. Pounced on Chris Ivory for no gain after the running back recovered his own fumble late in the first quarter. Stuffed Blake Bortles for a one-yard loss on a rush off left end in the final quarter.
- At San Diego (11/6), saw significant action as a reserve at safety and tied for the team lead with a career-best 10 tackles, including a stop for loss and a pass defended. Tied for the team lead with a special teams tackle on coverage units. Ended a Chargers' drive by breaking up a third-and-two pass intended for Antonio Gates late in the second quarter. Stuffed Melvin Gordon for a two-yard loss on a rush off left guard late in the second quarter.
- Against Green Bay (11/13), made his first career NFL start at safety and notched a team-leading nine tackles, including a sack. Ended a Packers' drive by registering his first career sack when he dropped Aaron Rodgers for an eight-yard loss on third-and-eight in the opening stanza.
- At Chicago (11/27), started at safety and registered seven tackles. Led the team with two special teams tackles on coverage units. Defended a deep pass intended for Cameron Meredith in the fourth quarter.
- Against Denver (12/11), started at safety and collected five tackles, two quarterback pressures and a pass defended. Tied for the team lead with a special teams stop.
- Against Houston (1/1), started at safety and registered five tackles, including a stop for loss and a pass defended. Broke up a pass intended for Alfred Blue in the first quarter. Stuffed Jonathan Grimes for no gain on a rush off left tackle on the final play of the first quarter. Stuffed Alfred Blue for no gain on a third-and-goal rush off right tackle in the fourth quarter.

## COLLEGE:

- During a four-year career at Middle Tennessee State, he appeared in 49 games and notched 46 starts at safety. He set school records with 19 career interceptions, 377 interception return yards and four interception returns for touchdowns. He finished sixth in MTSU history with 312 career tackles. In 49 career games, he had a hand in 25 turnovers (19 interceptions, five forced fumbles and one fumble recovery). Had 17 additional career passes defended and five tackles for loss. He was twice named first-team All-Conference USA.
- As a senior (2015), appeared in 12 games with nine starts as a permanent team captain. Ranked fourth on the team with 66 tackles and led the squad with four interceptions and six additional pass breakups. Ranked second among safeties with 718 snaps played. Named first-team All-Conference USA for the second consecutive season. Against North Texas on Nov. 21, 2015, he set the Middle Tennessee State record with his 18th career interception. He picked off another pass the following week to finish his career with 19 interceptions.
- As a junior (2014), played and started all 12 games and led the team with six interceptions. Ranked fourth on the team with 66 tackles, including three tackles for loss, and added four pass breakups, two forced fumbles and a blocked kick. Ranked seventh nationally and first in Conference USA in interceptions. Played a team-high 980 snaps. Named first-team All-Conference USA.
- As a sophomore (2013), played and started all 13 games. Registered a career-best 106 tackles to finish second on the team. Led the team with five interceptions. Also finished with an additional five pass breakups, a forced fumble and a fumble recovery. Equaled his own school mark with two interceptions returned for touchdowns. Led the team with 996 snaps played. Voted honorable mention All-Conference USA.
- As a redshirt freshman (2012), started all 12 games and led the team with four interceptions. Tied for third on the team with 74 tackles and added two pass breakups, two forced fumbles and a hurry. Equaled the school record with two interception returns for touchdowns and set the single-season record for interception return yards with 167. Led the entire team with 925 total snaps played and had 80 or more snaps four times. Named FWAA Freshman All-American, second-team All-SBC. Against Troy (11/24), forced three turnovers in win with two interceptions and a forced fumble to go with a pass breakup and six tackles. Second pick went for 77 yards and game-winning score late in fourth quarter. Named the SBC Defensive Player of the Week and the College Performance Awards National Defensive Back of the Week.
- As a freshman (2011), redshirted.
- Graduated in May 2015 with a degree in liberal studies.

## PERSONAL:

- He splits time between Nashville and Lithonia, Ga., with his wife, Clarke, their daughter, Eliana, and their son, Kevin Leon Byard IV.
- Attended M.L. King (Lithonia, Ga.), where as a senior he totaled 94 tackles, two interceptions, two blocked punts, and two fumble recoveries on defense. On offense, he recorded 35 receptions for 723 yards and six touchdowns, as well as 245 rushing yards and two rushing touchdowns. Also returned 12 kickoffs for 350 yards and a touchdown.
- Voted Class AAAA first-team all-state by the Atlanta Journal Constitution and the Associated Press. Earned all-region honors on offense and defense, while also garnering all-area and all-county accolades.
- Also lettered in track as a high school athlete.
- Byard has three brothers and three sisters and is the second oldest of the group.
- List of favorites: (TV show) "Martin"; (movie) "Wolf of Wall Street" and "Paid in Full"; (musician or band) Future; (food) Philadelphia cheesesteaks and hot wings; (childhood sports teams) Philadelphia 76ers; (athlete as a child) Allen Iverson; and (guilty pleasure) late-night snacks.
- Follow Byard on Twitter at @KevinByard.
- Follow Byard on Instagram at @kb31\_savage.
- Born Kevin Leon Byard Jr. on Aug. 17, 1993 in Philadelphia, Pa.

# KEVIN BYARD'S GAME-BY-GAME

## 2016 Tennessee Titans

Date	Opp	W/L	P/S	Tot Solo Asst	Sk - Yds	QBP	TFL	Int - Yds	-TD	PD	FF	FR - Yds	SpT
Sept 11	Min	L	p	4 3 1	0.0 0.0	0	1	0 0	0 0	0 0	0 0	0 0	1
Sept 18	@ Det	W	p	2 2 0	0.0 0.0	0	0	0 0	0 0	0 0	0 0	0 0	2
Sept 25	Oak	L	p	3 3 0	0.0 0.0	0	0	0 0	0 0	0 0	0 0	0 0	1
Oct 2	@ Hou	L	p	1 1 0	0.0 0.0	0	0	0 0	0 0	0 0	0 0	0 0	0
Oct 9	@ Mia	W	p	2 2 0	0.0 0.0	0	0	0 0	0 0	0 0	0 0	0 0	1
Oct 16	Cle	W	p	2 2 0	0.0 0.0	0	0	0 0	0 0	0 0	0 0	0 0	0
Oct 23	Ind	L	p	0 0 0	0.0 0.0	0	0	0 0	0 0	1 0	0 0	0 0	0
Oct 27	Jax	W	p	5 3 2	0.0 0.0	0	2	0 0	0 0	0 0	0 0	0 0	1
Nov 6	@ SD	L	p	10 5 5	0.0 0.0	0	1	0 0	0 0	1 0	0 0	0 0	1
Nov 13	GB	W	S	9 7 2	1.0 8.0	0	0	0 0	0 0	0 0	0 0	0 0	0
Nov 20	@ Ind	L	S	2 1 1	0.0 0.0	0	0	0 0	0 0	0 0	0 0	0 0	0
Nov 27	@ Chi	W	S	7 4 3	0.0 0.0	0	0	0 0	0 0	0 0	0 0	0 0	2
Dec 11	Den	W	S	5 3 2	0.0 0.0	2	0	0 0	0 1	0 0	0 0	0 0	1
Dec 18	@ KC	W	S	4 2 2	0.0 0.0	1	0	0 0	0 0	0 0	0 0	0 0	0
Dec 24	@ Jax	L	S	2 2 0	0.0 0.0	0	0	0 0	0 0	0 0	0 0	0 0	0
Jan 1	Hou	W	S	5 2 3	0.0 0.0	0	1	0 0	0 1	0 0	0 0	0 0	0
<b>Totals</b>				<b>9-7 16/7</b>	<b>63 42 21 1.0 8.0</b>	<b>3</b>	<b>5</b>	<b>0 0</b>	<b>0 0</b>	<b>4 0</b>	<b>0 0</b>	<b>0 0</b>	<b>10</b>

## 2017 Tennessee Titans

Date	Opp	W/L	P/S	Tot Solo Asst	Sk - Yds	QBP	TFL	Int - Yds	-TD	PD	FF	FR - Yds	SpT
Sept 10	Oak	L	S	9 7 2	0.0 0.0	1	0	0 0	0 0	0 0	0 0	0 0	0
Sept 17	@ Jax	W	S	9 8 1	0.0 0.0	0	0	0 0	0 1	0 0	0 0	0 0	0
Sept 24	Sea	W	S	1 0 1	0.0 0.0	1	0	0 0	0 1	0 0	0 0	0 0	0
Oct 1	@ Hou	L	S	10 5 5	0.0 0.0	0	0	1 7	0 2	0 0	0 0	0 0	0
Oct 8	@ Mia	L	S	4 3 1	0.0 0.0	0	2	0 0	0 0	0 1	6 0	0 0	0
Oct 16	Ind	W	S	3 3 0	0.0 0.0	0	0	0 0	0 0	0 0	0 0	0 0	0
Oct 22	@ Cle	W	S	2 2 0	0.0 0.0	0	1	3 60	0 3	0 0	0 0	0 0	0
Nov 5	Bal	W	S	6 4 2	0.0 0.0	0	0	2 33	0 3	0 0	0 0	0 0	0
Nov 12	Cin	W	S	5 3 2	0.0 0.0	0	1	0 0	0 2	0 0	0 0	0 0	0
Nov 16	@ Pit	L	S	1 1 0	0.0 0.0	0	0	0 0	0 3	0 0	0 0	0 0	0
Nov 26	@ Ind	W	S	4 3 1	0.0 0.0	0	0	0 0	0 0	0 0	1 0	0 0	0
Dec 3	Hou	W	S	8 6 2	0.0 0.0	0	0	0 0	0 1	0 0	0 0	0 0	0
Dec 10	@ Ari	L	S	6 4 2	0.0 0.0	0	0	0 0	0 0	0 0	0 0	0 0	0
Dec 17	@ SF	L	S	5 4 1	0.0 0.0	0	0	0 0	0 0	0 0	0 0	0 0	0
Dec 24	LAR	L	S	6 4 2	0.0 0.0	1	0	0 0	0 0	0 0	0 0	0 0	0
Dec 31	Jax	W	S	8 7 1	0.0 0.0	0	0	2 30	0 2	0 0	0 0	0 0	0
<b>Totals</b>				<b>9-7 16/16</b>	<b>87 64 23 0.0 0.0</b>	<b>3</b>	<b>4</b>	<b>8 130</b>	<b>0 18</b>	<b>0 2</b>	<b>6 0</b>	<b>0 0</b>	<b>0</b>
<b>Playoffs</b>													
Jan 6	@ KC	W	S	6 5 1	0.0 0.0	0	0	0 0	0 0	0 0	0 0	0 0	0
Jan 13	@ NE	L	S	10 9 1	0.0 0.0	0	0	0 0	0 0	0 0	0 0	0 0	0
<b>Totals</b>				<b>1-1 2/2</b>	<b>16 14 2 0.0 0.0</b>	<b>0</b>	<b>0</b>	<b>0 0</b>	<b>0 0</b>	<b>0 0</b>	<b>0 0</b>	<b>0 0</b>	<b>0</b>

## 2018 Tennessee Titans

Date	Opp	W/L	P/S	Tot Solo Asst	Sk - Yds	QBP	TFL	Int - Yds	-TD	PD	FF	FR - Yds	SpT
Sept 9	@ Mia	L	S	5 4 1	0.0 0.0	0	0	0 0	0 1	0 0	0 0	0 0	0
Sept 16	Hou	W	S	4 3 1	0.0 0.0	0	0	0 0	0 0	0 0	0 0	0 0	1
Sept 23	@ Jax	W	S	2 1 1	0.0 0.0	0	0	0 0	0 0	0 0	0 0	0 0	0
Sept 30	Phi	W	S	10 7 3	0.0 0.0	1	0	0 0	0 1	0 0	0 0	0 0	0
Oct 7	@ Buf	L	S	7 6 1	0.0 0.0	0	0	0 0	0 0	0 0	0 0	0 0	0
Oct 14	Bal	L	S	5 2 3	0.0 0.0	1	0	1 0	0 1	0 0	0 0	0 0	2
Oct 21	@ LAC	L	S	4 2 2	0.0 0.0	0	0	0 0	0 0	0 0	0 0	0 0	0
Nov 5	@ Dal	W	S	5 4 1	0.0 0.0	0	0	1 0	0 1	0 0	0 0	0 0	0
Nov 11	NE	W	S	5 4 1	0.0 0.0	0	0	0 0	0 2	0 0	0 0	0 0	0
Nov 18	@ Ind	L	S	8 7 1	0.0 0.0	0	0	0 0	0 0	0 0	0 0	0 0	0
Nov 26	@ Hou	L	S	4 2 2	0.0 0.0	0	0	0 0	0 0	0 0	0 0	0 0	1
Dec 2	NYJ	W	S	5 2 3	0.0 0.0	1	0	0 0	0 0	0 0	0 0	0 0	1
Dec 6	Jax	W	S	3 2 1	1.0 8.0	1	0	0 0	0 0	0 0	0 0	0 0	0
Dec 16	@ NYG	W	S	3 2 1	1.0 10.0	0	0	1 0	0 2	0 0	0 0	0 0	1
Dec 22	Was	W	S	16 10 6	0.0 0.0	0	0	1 1	0 2	0 0	0 0	0 0	0
Dec 30	Ind	L	S	10 6 4	0.0 0.0	0	0	0 0	0 0	0 0	0 0	0 0	0
<b>Totals</b>				<b>9-7 16/16</b>	<b>96 64 32 2.0 18.0</b>	<b>4</b>	<b>0</b>	<b>4 1</b>	<b>0 10</b>	<b>0 0</b>	<b>0 0</b>	<b>0 0</b>	<b>6</b>

## 2019 Tennessee Titans

Date	Opp	W/L	P/S	Tot Solo Asst	Sk - Yds	QBP	TFL	Int - Yds	-TD	PD	FF	FR - Yds	SpT
Sept 8	@ Cle	W	S	7 3 4	0.0 0.0	0	0	1 28	0 1	0 0	0 0	0 0	0
Sept 15	Ind	L	S	4 4 0	0.0 0.0	0	0	0 0	0 0	0 0	0 0	0 0	1
Sept 19	@ Jax	L	S	5 4 1	0.0 0.0	0	1	0 0	0 0	0 0	0 0	0 0	0
Sept 29	@ Atl	W	S	8 5 3	0.0 0.0	0	0	0 0	0 2	0 0	0 0	0 0	0
Oct 6	Buf	L	S	7 5 2	0.0 0.0	0	0	1 5	0 2	0 0	0 0	0 0	0
Oct 13	@ Den	L	S	3 3 0	0.0 0.0	0	0	1 25	0 1	0 0	0 0	0 0	1
Oct 20	LAC	W	S	8 4 4	0.0 0.0	0	0	0 0	0 1	0 0	0 0	0 0	0
Oct 27	TB	W	S	3 3 0	0.0 0.0	0	1	0 0	0 0	0 0	0 0	0 0	0
Nov 3	@ Car	L	S	6 3 3	0.0 0.0	0	0	0 0	0 1	0 0	0 0	0 0	1
Nov 10	KC	W	S	6 5 1	0.0 0.0	0	0	0 0	0 0	0 0	0 0	0 0	0
Nov 24	Jax	W	S	11 4 7	0.0 0.0	0	0	0 0	0 0	0 0	0 0	0 0	1
Dec 1	@ Ind	W	S	4 1 3	0.0 0.0	1	0	1 21	0 1	0 0	0 0	0 0	0
Dec 8	@ Oak	W	S	8 5 3	0.0 0.0	0	0	0 0	0 0	0 0	0 0	0 0	0
Dec 15	Hou	L	S	2 1 1	0.0 0.0	0	0	0 0	0 0	0 0	0 0	0 0	0

Dec 22	NO	L	S	3 3 0	0.0 0.0	0	0	0 0	0 0	0 0	0 0	0 0	1
Dec 29	@ Hou	W	S	6 4 2	0.0 0.0	0	0	0 1	0 0	1 0	0 0	0 0	0
<b>Totals</b>				<b>9-7 16/16</b>	<b>91 57 34 0.0 0.0</b>	<b>1</b>	<b>2</b>	<b>5 79</b>	<b>0 10</b>	<b>0 0</b>	<b>0 0</b>	<b>0 0</b>	<b>5</b>

### Playoffs

Jan 4	@ NE	W	S	5 4 1	0.0 0.0	0	0	0 0	0 0	0 0	0 0	0 0	1
Jan 11	@ Bal	W	S	11 8 3	0.0 0.0	0	0	1 31	0 1	0 0	0 0	0 0	0
Jan 19	@ KC	L	S	4 3 1	0.0 0.0	0	0	0 0	0 0	0 0	0 0	0 0	0
<b>Totals</b>				<b>2-1 3/3</b>	<b>20 15 5 0.0 0.0</b>	<b>0</b>	<b>0</b>	<b>0 1</b>	<b>31 0</b>	<b>1 0</b>	<b>0 0</b>	<b>0 0</b>	<b>1</b>

## 2020 Tennessee Titans

Date	Opp	W/L	P/S	Tot Solo Asst	Sk - Yds	QBP	TFL	Int - Yds	-TD	PD	FF	FR - Yds	SpT
Sept 14	@ Den	W	S	9 8 1	0.0 0.0	0	0	0 0	0 0	1 1	0 0	0 0	0
Sept 20	Jax	W	S	3 2 1	0.0 0.0	0	0	0 0	0 0	0 0	0 0	0 0	0
Sept 27	@ Min	W	S	4 1 3	0.0 0.0	0	0	0 0	0 0	1 0	0 0	0 0	0
Oct 13	Buf	W	S	2 2 0	0.0 0.0	0	0	0 0	0 0	1 0	0 0	0 0	0
Oct 18	Hou	W	S	8 6 2	0.0 0.0	0	0	0 0	0 0	0 0	0 0	0 0	0
Oct 25	Pit	L	S	6 6 0	0.0 0.0	0	0	0 0	0 0	0 0	0 0	0 0	0
Nov 1	@ Cin	L	S	7 4 3	0.0 0.0	1	0	0 0	0 1	0 0	0 0	0 0	0
Nov 8	Chi	W	S	7 4 3	0.0 0.0	1	0	0 0	0 0	0 0	0 0	0 0	0
Nov 12	Ind	L	S	10 6 4	0.0 0.0	0	0	0 0	0 0	0 0	0 0	0 0	0
Nov 22	@ Bal	W	S	7 5 2	0.0 0.0	0	0	0 0	0 0	1 0	0 0	0 0	0
Nov 29	@ Ind	W	S	7 7 0	0.0 0.0	0	0	0 0	0 0	0 0	0 0	0 0	0
Dec 6	Cle	L	S	6 4 2	0.0 0.0	0	0	0 0	0 0	0 0	0 0	0 0	0
Dec 13	@ Jax	W	S	11 8 3	0.0 0.0	0	0	0 0	0 0	0 0	0 0	0 0	0
Dec 20	Det	W	S	11 6 5	0.0 0.0	0	1	1 0	0 2	0 0	0 0	0 0	0
Dec 27	@ GB	L	S	9 6 3	0.0 0.0	0	0	0 0	0 0	0 0	0 0	0 0	0
Jan 3	@ Hou	W	S	4 4 0	0.0 0.0	0	0	0 0	0 0	0 0	0 0	0 0	0
<b>Totals</b>				<b>11-5 16/16</b>	<b>111 79 32 0.0 0.0</b>	<b>2</b>	<b>1</b>	<b>1 0</b>	<b>0 7</b>	<b>1 0</b>	<b>0 0</b>	<b>0 0</b>	<b>0</b>

### Playoffs

Jan 10	Bal	L	S	5 2 3	0.0 0.0	1	0	0 0	0 0	1 0	0 0	0 0	0
<b>Totals</b>				<b>0-1 1/1</b>	<b>5 2 3 0.0 0.0</b>	<b>1</b>	<b>0</b>	<b>0 0</b>	<b>0 0</b>	<b>1 0</b>	<b>0 0</b>	<b>0 0</b>	<b>0</b>

## 2021 Tennessee Titans

Date	
------	--

## KEVIN BYARD'S NFL STATISTICS

REGULAR SEASON				TACKLES							INTERCEPTIONS					FUMBLES			
Year	Team	GP	GS	Tot	Solo	Asst	Sk	Yds	QBP	TFL	No	Yds	Lg	TD	PD	FF	FR	Yds	SpT
2016	Tennessee	16	7	63	42	21	1.0	8.0	3	5	0	0	0	0	4	0	0	0	10
2017	Tennessee	16	16	87	64	23	0.0	0.0	3	4	8	130	33	0	18	0	2	6	0
2018	Tennessee	16	16	96	64	32	2.0	18.0	4	0	4	1	1	0	10	0	0	0	6
2019	Tennessee	16	16	91	57	34	0.0	0.0	1	2	5	79	28	0	10	0	0	0	5
2020	Tennessee	16	16	111	79	32	0.0	0.0	2	1	1	0	0	0	7	1	0	0	0
2021	Tennessee	17	17	88	57	31	1.0	11.0	2	1	5	66	24t	1	13	2	1	30t	0
2022	Tennessee	17	17	106	69	37	0.0	0.0	2	0	4	57	28	0	6	0	0	0	2
<b>NFL Totals</b>		<b>114</b>	<b>105</b>	<b>642</b>	<b>432</b>	<b>210</b>	<b>4.0</b>	<b>37.0</b>	<b>17</b>	<b>13</b>	<b>27</b>	<b>333</b>	<b>33</b>	<b>1</b>	<b>68</b>	<b>3</b>	<b>3</b>	<b>36</b>	<b>23</b>

PLAYOFFS				TACKLES							INTERCEPTIONS					FUMBLES			
Year	Team	GP	GS	Tot	Solo	Asst	Sk	Yds	QBP	TFL	No	Yds	Lg	TD	PD	FF	FR	Yds	SpT
2017	Tennessee	2	2	16	14	2	0.0	0.0	0	0	0	0	0	0	0	0	0	0	0
2019	Tennessee	3	3	20	15	5	0.0	0.0	0	0	1	31	31	0	1	0	0	0	1
2020	Tennessee	1	1	5	2	3	0.0	0.0	1	0	0	0	0	0	1	0	0	0	0
2021	Tennessee	1	1	3	3	0	0.0	0.0	0	0	0	0	0	0	0	0	0	0	0
<b>NFL Totals</b>		<b>7</b>	<b>7</b>	<b>44</b>	<b>34</b>	<b>10</b>	<b>0.0</b>	<b>0.0</b>	<b>1</b>	<b>0</b>	<b>1</b>	<b>31</b>	<b>31</b>	<b>0</b>	<b>2</b>	<b>0</b>	<b>0</b>	<b>0</b>	<b>1</b>

### Single-Game Highs

Tackles - 16 vs. Washington (12/22/18)  
 Interceptions - 3 at Cleveland (10/22/17)  
 Sacks - 1 (Four times, last at New England 11/28/21)  
 Tackles for Loss - 2 (Twice, last at Miami 10/8/17)  
 Quarterback Pressures - 2 (Twice, last at New England 11/28/21)  
 Forced Fumble - 1 (Three times, last vs. San Francisco 12/23/21)  
 Fumble Recovery - 1 (Three times, last at Jacksonville 10/10/21)  
 Passes Defensed - 3 (Four times, last at Indianapolis 10/31/21)  
 Special Teams Tackles - 2 (Three times, last vs. Baltimore 10/14/18)

### Playoff Single-Game Highs

Tackles - 11 at Baltimore (1/11/20)  
 Interceptions - 1 at Baltimore (1/11/20)  
 Passes Defensed - 1 (Twice, last vs. Baltimore 1/10/21)  
 Special Teams Tackles - 1 at New England (1/4/20)

### Additional Statistics

Pass Attempts - 1 for 66 yards and a touchdown vs. Houston (9/16/18)  
 Receptions - 1 for 11 yards vs. L.A. Chargers (10/20/19)  
 Touchdowns - 2 (30-yard fumble return at Jacksonville, 10/10/21; 24-yard interception return at L.A. Rams, 11/7/21)





# 45 CHANCE CAMPBELL

**LINEBACKER • 6'2" • 232 LBS • COLLEGE: MISSISSIPPI**  
**ACQUIRED: 6TH ROUND - 2022 • NFL EXPERIENCE (NFL/TITANS): 2/2**  
**HOMETOWN: ELLICOTT CITY, MD.**  
**GAMES PLAYED/GAMES STARTED: 0/0 (PLAYOFFS: 0/0)**



**PRO:** The Titans selected Chance Campbell in the sixth round (219th overall) of the 2022 NFL Draft. The 6-foot-2-inch, 232-pound defender possesses the aggressive instincts required to compete at the NFL level. The Ellicott City, Md., native played his final college season at Ole Miss (2021) where he started all 13 games and led the team with 109 tackles. He added six sacks, 11 quarterback pressures, 12.5 tackles for loss, two passes defended, three forced fumbles and led the SEC with three fumble recoveries while with the Rebels. Campbell transferred to Ole Miss from Maryland where he played three seasons (2018-20) and amassed 107 tackles, 1.5 sacks, 10 tackles for loss, one interception, four passes defended, one forced fumble and one fumble recovery in 25 games.

#### CAREER HIGHLIGHTS:

- In 2021, Campbell led Mississippi with 109 tackles on the season, led the SEC and ranked third nationally with three fumble recoveries, and ranked second in the SEC with three forced fumbles.

#### TITANS TIDBITS:

- Prior to transferring to Mississippi, Campbell played three seasons at Maryland and was teammates with fellow 2022 draft pick Chig Okonkwo.
- Participated in Uplifting Athletes and Reps for Rare Diseases at the Combine, raising over \$9,000 on the broad jump (10 feet, 7 inches). It was the most money raised of any participating player.
- During the COVID-19 pandemic, Campbell tried to learn how to play the guitar, but is "awful at it."
- Despite only being in Mississippi for six months, Campbell said the transfer was "fantastic" for him to get familiarized with uprooting and moving somewhere new. "I lived in Maryland my entire life, so going away to a new town and living off by yourself and being around new people and having to kind of re-establish yourself, those are all things that I'm going to have to do at the next level. I got a pretty good test run at it and I think that set me up pretty well."
- Campbell excelled at lacrosse in high school and initially visited Maryland for lacrosse prior to committing to football. He even entertained being a dual-sport athlete at Maryland.
- His younger brother, Trace, is a quarterback at the University of Alabama-Birmingham.
- He is close friends with former Maryland teammate and current Colts running back Jake Funk.

#### CAREER TRANSACTIONS:

- The Ellicott City, Md., native was selected by the Titans in the sixth round (219th overall) of the 2022 NFL Draft.

#### SEASON RECAPS:

**2022 (0/0):** Placed on injured reserve on Sept. 9, 2022 and missed his entire rookie season.

#### COLLEGE:

- In one season at Mississippi (2021), Campbell started all 13 games and led the team with 109 tackles. He added six sacks, 11 quarterback pressures, 12.5 tackles for loss, two passes defended, three forced fumbles and led the SEC with three fumble recoveries while with the Rebels. Transferred to Mississippi from Maryland where he played three seasons (2018-20) and amassed 107 tackles, 1.5 sacks, 10 tackles for loss, one interception, four passes defended, one forced fumble and one fumble recovery in 25 games.
- As a senior (2021), started all 13 games in his first season with the Rebels. Led the team with 109 tackles, and also posted six sacks, 11 quarterback pressures, 12.5 tackles for loss, two passes defended, led the SEC and ranked third nationally with three fumble recoveries, and ranked second in the SEC with three forced fumbles. Transferred to Mississippi from Maryland.
- As a junior (2020), saw action in five games and made four starts. Led the squad with 43 tackles and added 1.5 sacks, 5.5 tackles for loss and one fumble recovery returned for a touchdown. Earned All-Big Ten honorable mention recognition.
- As a sophomore (2019), played in 10 games and made two starts. Amassed 54 tackles, 4.5 tackles for loss, one interception, four passes defended and one forced fumble.
- As a freshman (2018), saw action in 11 games and registered 10 tackles.
- Graduated from Maryland in 2021 with a degree in finance and pursued a master's degree in higher education at Mississippi.

#### PERSONAL:

- Attended Calvary Hall (Md.) High School where he was a consensus three-start recruit.
- Was a first-team All-MIAA A conference selection as a junior.
- Rated the 20th overall player in the state of Maryland by Rivals.
- Also played lacrosse and helped lead his team to a MIAA conference title as a junior.
- Son of Rick and Kati Campbell.
- Has two brothers and one sister.
- Follow Campbell on Twitter and Instagram at @ccam42.
- Born Chance Dixon Campbell on Oct. 8, 1999 in Ellicott City, Md.

## CHANCE CAMPBELL'S GAME-BY-GAME

**2022 Tennessee Titans**

Date	Opp	W/L	P/S	Tot Solo	Asst	Sk	- Yds	QBP	TFL	Int	Yds	-TD	PD	FF	FR	Yds	SpT
Sept 11	NYG	L	IR														
Sept 19	@ Buf	L	IR														
Sept 25	LV	W	IR														
Oct 2	@ Ind	W	IR														
Oct 9	@ Was	W	IR														
Oct 23	Ind	W	IR														
Oct 30	@ Hou	W	IR														
Nov 6	@ KC	L	IR														
Nov 13	Den	W	IR														
Nov 17	@ GB	W	IR														
Nov 27	Cin	L	IR														

Dec 4	@ Phi	L	IR														
Dec 11	Jax	L	IR														
Dec 18	@ LAC	L	IR														
Dec 24	Hou	L	IR														
Dec 29	Dal	L	IR														
Jan 7	@ Jax	L	IR														
<b>Totals</b>																	

## CHANCE CAMPBELL'S NFL STATISTICS

REGULAR SEASON		TACKLES									INTERCEPTIONS					FUMBLES			
Year	Team	GP	GS	Tot	Solo	Asst	Sk	Yds	QBP	TFL	No	Yds	Lg	TD	PD	FF	FR	Yds	SpT
2022	Tennessee	0	0	0	0	0	0.0	0.0	0	0	0	0	0	0	0	0	0	0	0
<b>NFL Totals</b>		<b>0</b>	<b>0</b>	<b>0</b>	<b>0</b>	<b>0</b>	<b>0.0</b>	<b>0.0</b>	<b>0</b>	<b>0</b>	<b>0</b>	<b>0</b>	<b>0</b>	<b>0</b>	<b>0</b>	<b>0</b>	<b>0</b>	<b>0</b>	<b>0</b>



# 28 SHYHEIM CARTER

**DEFENSIVE BACK • 5'10" • 194 LBS • COLLEGE: ALABAMA**  
**ACQUIRED: FREE AGENT - 2022 • NFL EXPERIENCE (NFL/TITANS): 1/1**  
**HOMETOWN: KENTWOOD, LA.**  
**GAMES PLAYED/GAMES STARTED: 0/0 (PLAYOFFS: 0/0)**



**PRO:** The Titans signed Shyheim (sha-HEEM) Carter during the 2023 offseason after spending a portion of the season on team’s practice squad during 2022. The 5-foot-10-inch, 194-pounder originally signed with the New York Jets as a rookie free agent following the 2020 NFL Draft, and he spent a portion of the 2020 season on the Atlanta Falcons practice squad. The Kentwood, La., native spent time on the Houston Texans practice squad in 2021 prior to being signed by the Titans. In four seasons at Alabama (2016-19), Carter saw action in 50 games with 23 starts and tallied 101 tackles, three interceptions with two returned for touchdowns, 21 passes defended and two forced fumbles over his career.

**TITANS TIDBITS:**

- Prior to being signed by the Houston Texans in 2021, Carter spent the spring working as a graduate assistant at Alabama, his alma mater, under his former head coach, Nick Saban. “I think Shyheim Carter would fit in probably one of the top two or three players on the team from a knowledge standpoint,” Saban said prior to Carter’s last season at Alabama. “He can answer every question in a meeting about every position...I think that’s what creates a lot of diversity for him as a player, to be able to play multiple positions because he’s very smart and it means something to him.”
- Nicknamed “Christmas” by his grandfather who knew Carter was going to be special when he first saw him. Carter also goes by “Nook,” a version of the nickname “Nuck-Nuck” that was given to him by his mother as a baby, and shortened by former Alabama teammate DeVonta Smith.

**CAREER TRANSACTIONS:**

- The Kentwood, La., native was originally signed by the New York Jets as an undrafted free agent on May 6, 2020.
- Waived by the Jets on Sept. 5, 2020.
- Signed by the Atlanta Falcons to the team’s practice squad on Oct. 20, 2020.
- Waived by the Falcons on Dec. 8, 2020.
- Signed by the Houston Texans as a free agent on May 17, 2021.
- Waived by the Texans on Aug. 31, 2021 and signed to the team’s practice squad a day later.
- Waived by the Texans on Oct. 12, 2021.
- Signed by the Titans to the team’s practice squad on Dec. 30, 2021.
- Waived by the Titans on Jan. 4, 2022.
- Signed by the Titans to a future’s contract on Jan. 25, 2022.
- Waived by the Titans on Aug. 22, 2022.
- Signed by the Titans to the team’s practice squad on Oct. 4, 2022.

- Waived by the Titans on Nov. 15, 2022.
- Signed by the Titans to the team’s practice squad on Jan. 3, 2023.
- Signed by the Titans on Jan. 10, 2023.

**SEASON RECAPS:**

**2022 (0/0 - Tennessee):** Spent a portion of the season on the practice squad of the Tennessee Titans.

**2021 (0/0 - Houston; 0/0 - Tennessee):** Spent a portion of the season on the practice squads of the Houston Texans and Tennessee Titans.

**2020 (0/0 - Atlanta):** Spent time on the Falcons’ practice squad after being waived by the New York Jets during roster cuts.

**COLLEGE:**

- In four seasons at Alabama, Carter appeared in 50 games with 23 starts and tallied 101 tackles, six tackles for loss, three interceptions with two returned for touchdowns, 21 passes defended and two forced fumbles.
- As a senior (2019), saw action in 13 games and totaled 43 tackles, 2.5 tackles for loss, one interception, eight passes defended and one forced fumble.
- As a junior (2018), appeared in 14 games and posted a career-best 44 tackles, 3.5 tackles for loss, two pick-sixes, a career-high 12 passes defended and one forced fumble. One of 11 players nationally with two interception return touchdowns, and one of just two SEC players to record the feat joining Chauncey Gardner-Johnson.
- As a sophomore (2017), played in all 14 games and amassed seven tackles and one pass defended.
- As a freshman (2016), saw action in nine games and recorded seven tackles.
- Graduated from Alabama in 2019.

**PERSONAL:**

- Attended Kentwood (La.) High School where he played both quarterback and cornerback and was named class 1A Offensive MVP by the Louisiana Sports Writers Association and the Louisiana Football Coaches Association in 2014 and 2015.
- As a senior, recorded 57 tackles and five interceptions, while adding 2,443 passing yards, 1,648 rushing yards and 30 total touchdowns on offense.
- Follow Carter on Twitter and Instagram at @Christmas\_\_5.
- Born Shyheim Carter on Dec. 15, 1997 in Kentwood, La.

## SHYHEIM CARTER’S NFL STATISTICS

REGULAR SEASON		TACKLES					INTERCEPTIONS					FUMBLES							
Year	Team	GP	GS	Tot	Solo	Asst	Sk	Yds	QBP	TFL	No	Yds	Lg	TD	PD	FF	FR	Yds	SpT
2020	Atlanta						Practice Squad												
2021	HOU/TEN						Practice Squad												
2022	Tennessee						Practice Squad												
<b>NFL Totals</b>		<b>0</b>	<b>0</b>	<b>0</b>	<b>0</b>	<b>0</b>	<b>0.0</b>	<b>0.0</b>	<b>0</b>	<b>0</b>	<b>0</b>	<b>0</b>	<b>0</b>	<b>0</b>	<b>0</b>	<b>0</b>	<b>0</b>	<b>0</b>	<b>0</b>



# 36 JULIUS CHESTNUT

**RUNNING BACK • 5'11" • 228 LBS • COLLEGE: SACRED HEART**  
**ACQUIRED: FREE AGENT - 2022 • NFL EXPERIENCE (NFL/TITANS): 2/2**  
**HOMETOWN: BOWIE, MD.**  
**GAMES PLAYED/GAMES STARTED: 6/0 (PLAYOFFS: 0/0)**



**PRO:** The Titans signed Julius Chestnut as an undrafted free agent following the 2022 NFL Draft to provide depth to the running back rotation. The 5-foot-11-inch, 228-pounder possesses excellent play strength as a bigger-bodied running back and also adds value on special teams. He appeared in six games as a rookie in 2022, recording nine rushing attempts for 12 yards, three receptions for 41 yards while returning 10 kickoffs for 215 yards. The Bowie, Md., native logged 593 carries for 3,467 yards (5.8-yard avg.) and 29 touchdowns over four seasons at Sacred Heart (2018-21).

#### CAREER HIGHLIGHTS:

- As a rookie in 2022, Chestnut saw action in six contests and rushed nine times for 12 yards, caught three passes for 41 yards and returned 10 kickoffs for 215 yards.
- In 2021, Chestnut averaged 205.2 all-purpose yards per contest, which ranked first in the FCS.
- As a sophomore in 2019, Chestnut set career-highs with 293 carries for 1,495 yards and 11 touchdowns. His 1,495 rushing yards were the second-most in program history and third-most in the nation.

#### TITANS TIDBITS:

- While at Sacred Heart, Chestnut interned for the school's athletic department and assisted with statistical analysis, marketing, and ticket sales.
- His father, Keith, owns a landscaping company. Throughout high school and college summer breaks, Chestnut would wake up at 5 a.m. to help load trucks and lay mulch.
- Despite having the opportunity enter the transfer portal and play for a larger program, Chestnut chose to remain at FCS-level Sacred Heart because of his relationships at the school and within the program. "Everybody thinks about it," Chestnut said. "But I was like, why would I leave a place where people love me and care about me? If I left, would I get the same love that I get here? I don't think so. The coaches care about me — and I care about them, as well. I've made a lot of good friends here, met a lot of good people, and there are a lot of connections I can make in the outside world from here. So I was like, no — no way I can do that."

#### CAREER TRANSACTIONS:

- The Bowie, Md., native was signed by the Titans as an undrafted free agent on May 13, 2022.
- Waived by the Titans on Oct. 1, 2022 and signed to the team's practice squad two days later.
- Activated from the practice squad to the active roster standard elevation on Dec. 3, 2022.
- Activated from the practice squad to the active roster standard elevation on Dec. 10, 2022.
- Signed by the Titans to their active roster from the practice squad on Dec. 17, 2022.

#### SEASON RECAPS:

**2022 (6/0 - Tennessee):** Saw action in six games as a reserve at running back during his rookie campaign. Rushed nine times for 12 yards and caught three passes for 41 yards. Returned 10 kickoffs for 215 yards. Was inactive for the first three games of the season. Spent eight contests on the team's practice squad. Played in his first career NFL contest at Philadelphia (12/4/22).

- At Philadelphia (12/4), made his NFL debut as a reserve at running back and on special teams. Carried the ball five times for 13 yards.

- Against Jacksonville (12/11), played as a reserve at running back and caught two passes for eight yards out of the backfield. Returned two kickoffs for 53 yards with a long return of 33 yards.
- Against Houston (12/24), returned four kickoffs for 85 yards.
- Against Dallas (12/29), played as a reserve at running back and rushed four times for minus one yard. Hauled in a reception for 33 yards. Returned one kickoff for 25 yards. Set up the Titans' first field goal with a 33-yard gain on a screen pass in the second quarter.
- At Jacksonville (1/7), saw action on special teams and returned two kickoffs for 46 yards.

#### COLLEGE:

- Appeared in 32 games over four seasons at Sacred Heart (2018-21) and logged 593 carries for 3,467 yards (5.8-yard avg.), including a career-long 86-yard carry, with 29 touchdowns. Made 28 receptions for 412 yards (14.7-yard avg.) and five scores. Added 10 kick returns for 108 yards and two punt returns for 10 yards.
- As a senior (2021), played in five games and posted 91 rushes for 542 yards (6.0-yard avg.) and three touchdowns. Recorded a season-long rush of 39 yards. Caught two passes for 15 yards.
- As a junior (2020), appeared in four games and rushed 93 times for 717 yards (7.7-yard avg.) and eight scores. Posted a season-long rush of 69 yards and averaged 205.2 all-purpose yards per contest which led the FCS. Added eight catches for 171 yards and three touchdowns including a career-long 60-yard reception. Earned first-team All-American recognition by AP and FCS. Named Northeast Conference Offensive Player of the Year.
- As a sophomore (2019), saw action in 12 games and set career-highs with 293 carries for 1,495 yards and 11 touchdowns. His 1,495 rushing yards were the second-most in program history and third-most in the nation. Logged a career-long 86-yard rush. Also caught a career-high 14 passes for a career-best 179 yards and two scores and added two punt returns for 10 yards. Earned third-team All-American recognition by AP and first-team All-NEC honors. Recorded 100-yard rushing games in nine contests.
- As a freshman (2018), played in 11 games and rushed 116 times for 713 yards with seven touchdowns. Rushed for a season-long gain of 75 yards. Made four catches for 47 yards and added 10 kick returns for 108 yards including a long of 29 yards. Also made six tackles and one forced fumble on defense. Named the NEC Offensive Rookie of the Year.
- Graduated from Sacred Heart in May 2022 with a degree in economics.

#### PERSONAL:

- Attended Archbishop Spalding (Md.) High School where he carried the ball 133 times for 817 yards and 13 touchdowns as a senior.
- Son of Nichelle and Keith Chestnut.
- Has one older sister, Torri.
- Follow Chestnut on Instagram at @j.chestnut7 and on Twitter at @juliuschestnut.
- Born Julius Chestnut on Oct. 26, 2000 in Bowie, Md.

## JULIUS CHESTNUT'S GAME-BY-GAME

2022 Tennessee Titans				RUSHING					RECEIVING															
Date	Opp	W/L	P/S	Att	Yds	Avg	Lg	TD	No	Yds	Avg	Lg	TD											
Sept 11	NYG	L	IA						Dec 4	@ Phi	L	p	5	13	2.6	5	0	0	0	-	0	0		
Sept 19	@ Buf	L	IA						Dec 11	Jax	L	p	0	0	-	0	0	2	8	4.0	4	0		
Sept 25	LV	W	IA						Dec 18	@ LAC	L	p	0	0	-	0	0	0	0	-	0	0		
Oct 2	@ Ind	W	PS						Dec 24	Hou	L	p	0	0	-	0	0	0	0	-	0	0		
Oct 9	@ Was	W	PS						Dec 29	Dal	L	p	4	-1	-0.3	1	0	1	33	33.0	33	0		
Oct 23	Ind	W	PS						Jan 7	@ Jax	L	p	0	0	-	0	0	0	0	-	0	0		
Oct 30	@ Hou	W	PS						<b>Totals</b>				<b>7-10</b>	<b>6/0</b>	<b>9</b>	<b>12</b>	<b>1.3</b>	<b>5</b>	<b>0</b>	<b>3</b>	<b>41</b>	<b>13.7</b>	<b>33</b>	<b>0</b>
Nov 6	@ KC	L	PS																					
Nov 13	Den	W	PS																					
Nov 17	@ GB	W	PS																					
Nov 27	Cin	L	PS																					

## JULIUS CHESTNUT'S NFL STATISTICS

REGULAR SEASON		RUSHING							RECEIVING				
Year	Team	GP	GS	No	Yds	Avg	Lg	TD	Att	Yds	Avg	Lg	TD
2022	Tennessee	6	0	9	12	1.3	5	0	3	41	13.7	33	0
<b>NFL Totals</b>		<b>6</b>	<b>0</b>	<b>9</b>	<b>12</b>	<b>1.3</b>	<b>5</b>	<b>0</b>	<b>3</b>	<b>41</b>	<b>13.7</b>	<b>33</b>	<b>0</b>

REGULAR SEASON		PUNT RETURNS				KICKOFF RETURNS						
Year	Team	No	FC	Yds	Avg	Lg	TD	No	Yds	Avg	Lg	TD
2022	Tennessee	0	0	0	-	0	0	10	215	21.5	33	0
<b>NFL Totals</b>		<b>0</b>	<b>0</b>	<b>0</b>	<b>-</b>	<b>0</b>	<b>0</b>	<b>10</b>	<b>215</b>	<b>21.5</b>	<b>33</b>	<b>0</b>

### Single-Game Highs

Rushes - 5 at Philadelphia (12/4/22)  
 Rushing Yards - 13 at Philadelphia (12/4/22)  
 Long Rush - 5 at Philadelphia (12/4/22)  
 Receptions - 2 vs. Jacksonville (12/11/22)  
 Receiving Yards - 33 vs. Dallas (12/29/22)  
 Long Reception - **33 vs. Dallas (12/29/22)**

Kickoff Returns - 4 vs. Houston (12/24/22)  
 Kickoff Return Yards - 85 vs. Houston (12/24/22)  
 Long Kickoff Return - **33 vs. Jacksonville (12/11/22)**



# 46 MORGAN COX

**LONG SNAPPER • 6'4" • 233 LBS • COLLEGE: TENNESSEE**  
**ACQUIRED: UNRESTRICTED FREE AGENT (BAL) - 2021**  
**NFL EXPERIENCE (NFL/TITANS): 14/3 • HOMETOWN: COLLIERVILLE, TENN.**  
**GAMES PLAYED/GAMES STARTED: 199/0 (PLAYOFFS: 11/0)**



**Super Bowl: 2012**



**Pro Bowl: 2015, 2016, 2019, 2020, 2022**

**PRO:** The Titans signed unrestricted free agent Morgan Cox during the 2021 offseason to add a veteran presence and experience to the long snapping position. In his first 13 NFL seasons, the 6-foot-4-inch, 233-pounder appeared in 199 regular season games, including all 17 games with the Titans in 2021 and 2022. The University of Tennessee product is widely considered one of the best at his position in the NFL and has been selected to five Pro Bowls, four as a member of the Baltimore Ravens and one in 2022 with the Titans. The Collierville, Tenn., native was originally signed as a rookie free agent by the Ravens following the 2010 NFL Draft.

#### CAREER HIGHLIGHTS:

- Cox, a five-time Pro Bowler, spent his first 11 NFL seasons (2010-20) with the Baltimore Ravens and appeared in 165 games and 10 postseason contests with the club.
- In 2011, Cox earned the Ravens' Ed Block Courage Award after returning from a significant injury suffered in 2010.

#### TITANS TIDBITS:

- March 7, 2013 was proclaimed "Morgan Cox Day" in his hometown of Collierville, Tenn.
- Cox played an integral part in the Baltimore Ravens' social justice initiatives. In 2018, he participated in the announcement of the HVAC donation from the Players' Social Justice Fund at Lakewood Elementary in Baltimore. In 2017, Cox took part in a police ride along with law enforcement officials in West Baltimore to meet with local youth and discuss topics surrounding social justice.
- Cox was an integral figure in the AFC Pro Bowl team's Kick-Tac-Toe victory at the 2023 Pro Bowl. He nailed all three targets from distance to win the competition for his team.
- Cox's wife, Lauren, is an actress and has appeared in Baltimore filmed TV shows "House of Cards" and "Veep" and on the drama "To-Do."
- Cox served as his high school's newspaper sports editor his final two years at Evangelical Christian High School in Memphis.

#### CAREER TRANSACTIONS:

- The Collierville, Tenn., native was originally signed by the Baltimore Ravens as a rookie free agent on May 6, 2010.
- Signed by the Titans as an unrestricted free agent on March 19, 2021.

#### SEASON RECAPS:

**2022 (17/0 - Tennessee):** Named to his fifth career Pro Bowl after playing in all 17 games as the long snapper. Collected a special teams stop.

- Against Indianapolis (10/23), executed all of his snaps, including on all four of Randy Bullock's field goals.
- At Houston (10/30), served as the team's long snapper appearing in his 200th combined regular season (189) and postseason (11) game.
- Against Houston (12/24), saw action as a reserve at long snapper and registered a special teams tackle on coverage units.

**2021 (17/0, 1/0 - Tennessee):** Saw action in all 17 games at long snapper in his first season with the Titans. Registered a special teams tackle. Played as a reserve in the postseason contest.

- Against Arizona (9/12), made his Titans debut handling snapping duties.
- At Seattle (9/19), served as the team's long snapper and produced the snap for Randy Bullock's game-winning 36-yard field goal in overtime.
- At Indianapolis (10/31), saw action as the team's long snapper and executed the snap for Randy Bullock's game-winning 44-yard field goal in

overtime.

- Against New Orleans (11/14), saw action as a reserve at long snapper in his 175th career regular season contest.
- At New England (11/28), saw action at long snapper and collected a special teams tackle on coverage units.
- Against San Francisco (12/23), saw action as the team's long snapper and executed the snap for Randy Bullock's game-winning 44-yard field goal.
- Against Miami (1/2), served as the team's long snapper and executed the snaps for Randy Bullock's two field goals and four extra point makes.
- Against Cincinnati (1/22), played as a reserve at long snapper in his 11th career postseason contest.

**2020 (15/0, 2/0 - Baltimore):** Earned his fourth career Pro Bowl selection, helped Justin Tucker record his fifth consecutive season with at least 130 points, tying the NFL record of consecutive seasons with 130-plus points. Tucker connected on 26 of 29 field goals (89.7 percent) and was 52 of 53 on extra points (98.1 percent). Also snapped on all 51 of Sam Koch's 51 punts, who produced a 44.5 gross average and 42.5 net average. Koch was the NFL's only punter to place at least 20 punts (22) inside in the 20-yard line and have no more than one touchback.

- At Cleveland (12/14), snapped to holder Sam Koch on Justin Tucker's 55-yard game-winning field goal with two seconds remaining to give Baltimore a 45-42 lead in the victory.
- At Tennessee (1/10), snapped for Justin Tucker who drilled two of three field goals, including a 51-yarder to give Baltimore a 20-13 lead in the fourth quarter.

**2019 (16/0, 1/0 - Baltimore):** Selected to his third career Pro Bowl. Saw action in all 16 games and helped Justin Tucker record his fourth consecutive season scoring 141 points, connecting on 28 of 29 field goal attempts and 57 of 59 extra points. The Ravens produced the NFL's No. 1 scoring offense (33.2 ppg) and set a franchise record for points (531).

- Against Arizona (9/15), snapped for Justin Tucker to connect on all three field goal attempts, hitting from 33, 28 and 51 yards in the 23-17 win.
- At Pittsburgh (10/6), snapped for Justin Tucker, who kicked a 46-yard field goal in overtime to seal the Ravens' victory in the 26-23 win.
- Against Cincinnati (10/13), snapped for Justin Tucker, who booted a 40-yard field goal to become the fastest kicker in NFL history (118 games) to score 1,000 career points in the 23-17 victory.
- Against San Francisco (12/1), snapped for Justin Tucker, who nailed a 49-yard boot that marked his second game-winning field goal of the season.

**2018 (16/0, 1/0 - Baltimore):** Played in all 16 games and snapped on 65 punts, 36 extra points and 39 field goal attempts, helping the Ravens once again produce one of the NFL's top kicking units with Sam Koch and Justin Tucker. Also posted a special teams tackle.

- Against Buffalo (9/9), snapped on two made field goals from Justin Tucker and helped Sam Koch register five punts for 257 yards (51.4 gross avg.), including three punts inside the 20, in the 47-3 season-opening win.
- Against Denver (9/23), snapped on each of Justin Tucker's two 52-yard field goals in the 27-14 win. Tucker now has six-career games with multiple 50-plus-yard field goals, the most in NFL history.
- At L.A. Chargers (12/22), snapped on three made field goals, including a season-long-tying 56-yarder from Justin Tucker. Recorded a special teams tackle in the victory.

**2017 (16/0 - Baltimore):** Appeared in all 16 games. Snapped on punts

and kicks, helping Sam Koch place a franchise-record and NFL-best 40 punts inside the 20-yard line and Justin Tucker make 34 of 37 field goals (91.9 percent), tying his franchise record of 141 points.

- At Cincinnati (9/10), snapped on two made field goals from Justin Tucker and helped Sam Koch register six punts for 250 yards (41.3 gross avg), including two punts inside the 20-yard line, in the 20-0 season-opening victory.
- Against Chicago (10/15), handled snapping duties, helping Justin Tucker connect on three field goals and Sam Koch boot seven punts for 386 yards (55.0 avg.).
- At Minnesota (10/22), snapped on three made field goals, including a season-long 57-yarder from Justin Tucker. Added a special teams tackle on coverage.
- At Green Bay (11/19), served as the long snapper and helped Sam Koch place five of seven punts inside the 20, in a shutout victory.
- At Cleveland (12/17), handled snapping duties, helping Sam Koch place four punts inside the 20-yard line, including three punts inside the five-yard line.

**2016 (16/0 - Baltimore):** Earned his second straight Pro Bowl nod after handling all snapping duties and helping Justin Tucker score a franchise record 141 points by connecting on 37 of 38 field goal attempts (lone miss was a block), including 10 of 10 from 50-plus yards. Helped Tucker earn a second Pro Bowl invitation and become a unanimous first-team All-Pro selection.

- Against Cincinnati (11/27), snapped on four made field goals from Justin Tucker, who became the first kicker in NFL history to make three field goals of 50-plus yards in the first half of a game.
- Against Philadelphia (12/18), appeared in his 100th career game.

**2015 (16/0 - Baltimore):** Named to his first career Pro Bowl after snapping on 74 punts, 29 extra points and 40 field goal attempts. Helped Sam Koch earn first career Pro Bowl invite with 46.7 gross and 42.9 net averages.

- At Miami (12/6), snapped on two field goals and an extra point from Justin Tucker, who became the fastest kicker in NFL history to reach the 500-point milestone (60 games).

**2014 (7/0 - Baltimore):** Saw action in the first seven games of the season, snapping on 21 punts, extra points and 18 field goal attempts, before being placed on injured reserve on Oct. 20.

- Against Atlanta (10/19), snapped on punts, field goal attempts and extra points before leaving the game with a knee injury in the 29-7 victory.

**2013 (16/0 - Baltimore):** Played in all 16 games for the third consecutive season and snapped on 91 punts, 41 field goal attempts and 26 extra points. Tied a career high with two special teams stops.

- At Detroit (12/16), snapped on a franchise-record six made field goals, including a franchise record 61-yard game-winner by Justin Tucker, in the 18-16 victory.

**2012 (16/0, 4/0 - Baltimore):** Saw action in all 16 games at long snapper and tied a career-high with two special teams tackles while snapping on 83 punts, 42 extra points and 33 field goal attempts. Played in all four postseason games, snapping on 16 extra points, 22 punts and four field goal attempts in the Ravens' Super Bowl XLVII title run.

- Against Oakland (11/11), snapped on a franchise-record extra points, punts and field goal attempts, and was a part of the successful fake field goal attempt that Sam Koch ran in for a touchdown in the 55-20 win.

**2011 (16/0, 2/0 - Baltimore):** Saw action in all 16 games for the first time in his career and snapped on 73 punts, 40 extra point attempts and 39 field goal attempts. Appeared as a reserve in both postseason contests.

- Against Pittsburgh (9/11), snapped on punts, field goal attempts and extra points, including a fake punt Sam Koch ran in for a two-point conversion.

**2010 (15/0 - Baltimore):** Saw action in 15 games and posted two special teams tackles before being placed on injured reserve on Dec. 29 missing the final regular season game.

- At N.Y. Jets (9/13), snapped on six punts and a field goal regular in his NFL debut.
- At Cleveland (12/26), snapped on three punts, both extra point attempts and two field goal attempts after significantly injuring his knee in the second quarter.

#### COLLEGE:

- Played 38 games in three seasons as the primary long snapper at Tennessee.
- As a senior (2009), handled deep snapper duties on punts, extra points and field goals, the third consecutive year in which he served that role. Often led the charge down field on punts and finished the season with three tackles.
- As a junior (2008), saw action in 12 games. Served as Tennessee's deep snapper for all punts and placements for the second year in a row. Contributed four tackles on special teams, tying for seventh in that category.
- As a sophomore (2007), saw action as the deep snapper in all 14 games and helped placekicker Daniel Lincoln to All-America status and consensus Freshman All-SEC honors.
- In 2006, was a squad member.
- As a true freshman (2005), redshirted.
- Graduated with a degree in accounting from Tennessee.

#### PERSONAL:

- Attended Evangelical Christian (Memphis, Tenn.) High School, helping guide the Eagles to a state championship appearance as a senior and the semifinal game as a junior.
- As a senior, played center and long snapper earning All-State honorable mention and the Memphis Commercial Appeal Best of Preps Award.
- Began his role as the deep snapper during his junior season of high school.
- Played on the defensive and offensive lines as freshman and sophomore.
- Follow Cox on Twitter and Instagram at @morgancox46.
- Born Morgan Cox on April 26, 1986 in Collierville, Tenn.

## MORGAN COX'S NFL STATISTICS

### REGULAR SEASON

Year	Team	GP	GS	SpT Tackles
2010	Baltimore	15	0	1
2011	Baltimore	16	0	0
2012	Baltimore	16	0	2
2013	Baltimore	16	0	2
2014	Baltimore	7	0	0
2015	Baltimore	16	0	0
2016	Baltimore	16	0	2
2017	Baltimore	16	0	1
2018	Baltimore	16	0	1
2019	Baltimore	16	0	0
2020	Baltimore	15	0	2
2021	Tennessee	17	0	1
2022	Tennessee	17	0	1
<b>NFL Totals</b>		<b>199</b>	<b>0</b>	<b>13</b>

### PLAYOFFS

Year	Team	GP	GS	SpT Tackles
2011	Baltimore	2	0	0
2012	Baltimore	4	0	0
2018	Baltimore	1	0	0
2019	Baltimore	1	0	0
2020	Baltimore	2	0	0
2021	Tennessee	1	0	0
<b>NFL Totals</b>		<b>11</b>	<b>0</b>	<b>0</b>

### Additional Statistics

Fumble Recovery - 1 (2013)



# 71 ANDRE DILLARD

**TACKLE • 6'5" • 315 LBS • COLLEGE: WASHINGTON STATE**  
**ACQUIRED: UNRESTRICTED FREE AGENT (PHI) - 2023**  
**NFL EXPERIENCE (NFL/TITANS): 5/1 • HOMETOWN: WOODINVILLE, WASH.**  
**GAMES PLAYED/GAMES STARTED: 43/9 (PLAYOFFS: 5/0)**



**PRO:** The Titans signed Andre Dillard early in the 2023 free agency period to bring veteran experience to the offensive front. The 6-foot-5-inch, 315-pounder was originally selected by the Philadelphia Eagles in the first round (22nd overall) of the 2019 NFL Draft. The Washington State product has started games at left tackle and right tackle during his first four NFL campaigns.

#### TITANS TIDBITS:

- Dillard's father, Mitch, also played football collegiately at Washington State and is a former Cougars offensive line coach as well.

#### CAREER TRANSACTIONS:

- The Woodinville, Wash., native was selected by the Philadelphia Eagles in the first round (22nd overall) of the 2019 NFL Draft.
- Signed by the Titans as an unrestricted free agent on March 20, 2023.

#### SEASON RECAPS:

**2022 (12/0, 3/0 - Philadelphia):** Played as a reserve in 12 regular season contests and all three postseason games, including Super Bowl LVII. Placed on injured reserve on Sept. 6 and missed the first five games of the season before being activated on Oct. 15.

**2021 (15/5, 1/0 - Philadelphia):** Saw action in 15 games, starting a career-high five contests at left tackle. Blocked for a unit that helped the team lead the league in rushing offense (159.7 avg.), rushing touchdowns (25) and explosive plays (163). The Eagles established single-season franchise marks in rushing yards (2,715) and third-down percentage (45.7 percent). Missed two games while on the reserve/COVID-19 list.

**2020 (0/0 - Philadelphia):** Entered training camp as the projected starting left tackle, but suffered a season-ending injury and was placed on injured reserve on Sept. 3 missing the entire campaign.

**2019 (16/4, 1/0 - Philadelphia):** Played in all 16 games as a rookie. Started four contests (three at left tackle, one at right tackle). Saw action as a reserve in his first career postseason contest. Made his first career NFL start at Dallas (10/20/19).

#### COLLEGE:

- Appeared in 42 career games with 39 starts at left tackle at Washington State. Was a two-time All-Pac-12 selection.
- As a senior (2018), started all 13 games at left tackle, allowing just a sack and 13 total pressures in 722 pass-blocking snaps (per Pro Football Focus). Earned All-America honors and first-team All-Pac-12 accolades.
- As a junior (2017), started all 13 games at left tackle and was named All-Pac-12 honorable mention.
- As a sophomore (2016), received second-team All-Pac-12 recognition from Pro Football Focus after starting all 13 games at left tackle.
- As a freshman (2015), saw action as a reserve in three games at left tackle.
- Redshirted during the 2014 season.
- Earned a bachelor's degree in social science from Washington State.

#### PERSONAL:

- Attended Woodinville (Wash.) High School, where he was named All-KingCo first team and KingCo 4A Credit Division Offensive Lineman of the Year as a senior.
- Named to The Seattle Times All-Area first team and was named a red chip prospect, one of Washington's top-16 prospects by The Seattle Times.

- Follow Dillard on Instagram at @andredillard\_.
- List of favorites: (music) Metal; (athlete growing up) Shaquille O'Neal; (food) cheeseburger and fries; and (other sport) golf.
- Born Andre Dillard on Oct. 3, 1995 in Woodinville, Wash.

## ANDRE DILLARD'S NFL STATISTICS

### REGULAR SEASON

Year	Team	GP	GS
2019	Philadelphia	16	4
2020	Philadelphia	0	0
2021	Philadelphia	15	5
2022	Philadelphia	12	0
<b>NFL Totals</b>		<b>43</b>	<b>9</b>

### PLAYOFFS

Year	Team	GP	GS
2019	Philadelphia	1	0
2021	Philadelphia	1	0
2022	Philadelphia	3	0
<b>NFL Totals</b>		<b>5</b>	<b>0</b>

### Starts Breakdown:

2019 - LT 3, RT 1; 2021 - LT 5





# 14 COLTON DOWELL

**WIDE RECEIVER • 6'3" • 212 LBS • COLLEGE: TENNESSEE-MARTIN**

**ACQUIRED: 7TH ROUND - 2023**

**NFL EXPERIENCE (NFL/TITANS): ROOKIE • HOMETOWN: LEBANON, TEN.**

**GAMES PLAYED/GAMES STARTED: 0/0 (PLAYOFFS: 0/0)**



**PRO:** The Titans selected Colton Dowell in the seventh round (228th overall) of the 2023 NFL Draft. The 6-foot-3-inch, 212-pound possesses a unique blend of size, speed, ball skills and explosiveness that creates opportunity to compete at the NFL level. The Lebanon, Tenn., native played six seasons at UT Martin (2017-22) where he saw action in 47 games with 34 starts, recording 177 receptions for 2,796 yards and 19 touchdowns.

#### CAREER HIGHLIGHTS:

- Dowell was named first-team All-OVC and to The Bluebloods all-conference first team his senior year after tallying 67 receptions for 1,036 yards and six touchdowns.
- Broke all-time receiving yards mark at UT Martin finishing his career with 2,796 yards while ranking third in school history with 19 touchdowns and 177 receptions.
- Became just the fourth player in program history to eclipse 1,000 receiving yards in a season.

#### TITANS TIDBITS:

- Dowell's hidden talents are that he can juggle and play the guitar.
- Growing up in Lebanon, Tenn., Dowell was a fan of the Titans, attending training camp practices at Ascension Saint Thomas Sports Park and games at Nissan Stadium.

#### CAREER TRANSACTIONS:

- The Lebanon, Tenn., native was selected by the Titans in the seventh round (228th overall) of the 2023 NFL Draft.

#### COLLEGE:

During six seasons at Tennessee-Martin, Dowell appeared in 47 games with 34 starts and recorded 177 receptions for 2,796 yards and 19 touchdowns. Named first-team All-OVC in 2020 and 2022 and second team All-OVC in 2019 and 2021. Registered 11 career 100-yard receiving games. He became UT-Martin's all-time leader in receiving yards.

**AS A GRADUATE (2022),** started all 11 games for the Skyhawks at wide receiver. Tallied 67 receptions for 1,036 yards and six touchdowns to lead the team to an OVC Championship. Became the fourth player in program history to eclipse 1,000 receiving yards in a season. Averaged 15.5 yards per reception and 94.7 all-purpose yards per game. Ranked amongst FCS leaders in receiving yards per game (ninth), receiving yards (13th), and receptions per game (19th). Ranked among OVC leaders in receptions (second), receiving yards (second), receiving yards per game (second) and touchdowns (fourth).

- Against Western Illinois (9/1), had seven receptions for 100 yards and one touchdown.
- At Missouri State (9/8), led the team with 10 receptions for 159 receiving yards with one touchdown.
- At Murray State (10/8), posted a career-best 12 receptions for 172 yards.
- At Tennessee (10/22), totaled seven receptions for 112 yards.
- At Houston Christian (10/29), posted six receptions for 141 yards for his third consecutive 100-yard receiving game and fourth of the season.
- Against Eastern Illinois (11/19), tallied four receptions for 118 yards and one touchdown. It was his fifth 100-yard receiving game of the season and 11th of his career.

**AS A SENIOR (2021),** started six games for the Skyhawks before suffering

a season-ending injury. Tallied 22 receptions for 398 yards and two touchdowns. Was named to All-OVC second team. Helped team to OVC Championship and second round berth in FCS NCAA Division 1 playoffs. Averaged 18.1 yards per catch to lead the OVC and 66.3 yards per game to rank third in the OVC.

- Against Western Kentucky (9/2), hauled in a season-high 102 receiving yards with one touchdown on six receptions.
- At No. 9 ranked Jacksonville State (9/25), tallied six receptions for 84 yards and one touchdown.

**AS A JUNIOR (2020),** started all seven games. Led the team with 40 receptions for 459 yards and four touchdowns. Ranked among OVC leaders in receptions (first), receiving yards (second), touchdowns (second), receptions per game (5.7, second) and receiving yards per game (65.6, third). Ranked 21st nationally in both receiving touchdowns and receiving yards. Named to All-OVC first team and OVC Commissioner's Honor Roll.

- Against Jacksonville State (3/14), tallied five receptions for 59 yards and one touchdown.
- Against Southeast Missouri (4/3), recorded seven receptions for 59 yards for two touchdowns, his second multi-touchdown game.
- Against Tennessee Tech (4/11), totaled six receptions for 105 yards.

**AS A SOPHOMORE (2019),** played in 12 games with 10 starts between wide receiver and tight end. Recorded 38 receptions for 765 yards and four touchdowns. Average 20.1 yards per catch and 64.0 all-purpose yards per game. Tabbed to HERO Sports Sophomore All-American honorable mention squad, All-OVC second team and Phil Steele All-OVC first team.

- Against Northwestern State (8/29), had one reception for a 39-yard touchdown in the opening game of the season.
- At Tennessee Tech (10/12), recorded five receptions for then career-best 154 yards and two touchdowns. It was the first multi-touchdown and first 100-yard receiving game of his career
- At Southeast Missouri (10/26), totaled three receptions for 104 yards.
- Against Jacksonville State (11/2), recorded five receptions for 117 yards and one touchdown.
- At Austin Peay (11/9), had six receptions for 111 yards, his third consecutive 100-yard receiving game.

**AS A REDSHIRT FRESHMAN (2018),** played in 11 games and compiled 10 receptions for 138 yards and three touchdowns.

**AS A FRESHMAN (2017),** redshirted and did not see any game action.

- Graduated from Tennessee-Martin with a degree in exercise science in December of 2021.

#### PERSONAL:

- Attended Wilson Central High School (Tenn.) and played for coach Brad Dedman. Guided the Wildcats to a 8-3 record with a playoff berth in 2016.
- Tallied 44 receptions for 799 yards and five touchdowns. Averaged 18.2 yards per catch and notched three 100-yard receiving games.
- Named to the Region 6-3A all-region squad.
- Played in the 2016 Toyota East vs. West All-Star Game.
- Son of Chris and Tracy Dowell. Has one older brother named Coleby.
- Follow Jones on Twitter at @ColtonDowell2 and Instagram at @colton\_dowell15
- Born Colton Davis Dowell on Apr. 19, 1999 in Lebanon, Tenn.

## COLTON DOWELL'S COLLEGE STATISTICS

Year	Team	GP	GS	RECEIVING					RUSHING				
				No	Yds	Avg	Lg	TD	Att	Yds	Avg	Lg	TD
2018	UT-Martin	11	0	10	138	13.8	28	3	0	0	-	0	0
2019	UT-Martin	12	10	38	765	20.1	73	4	1	3	3.0	3	0
2020	UT-Martin	7	7	40	459	11.5	50	4	0	0	-	0	0
2021	UT-Martin	6	6	22	398	18.1	56	2	0	0	-	0	0
2022	UT-Martin	11	11	67	1,036	15.5	54	6	1	6	6.0	6	0
<b>College Totals</b>		<b>47</b>	<b>34</b>	<b>146</b>	<b>2,796</b>	<b>15.8</b>	<b>73</b>	<b>19</b>	<b>2</b>	<b>9</b>	<b>4.5</b>	<b>6</b>	<b>0</b>

### Single-Game Highs

Receptions - 12 at Murray State (10/8/22)

Receiving Yards - 172 at Murray State (10/8/22)

Long Reception - 73 at Tennessee Tech (10/12/19)

Receiving Touchdowns - 2 (Twice, last against Southeast Missouri 4/3/21)



# 79 JAELYN DUNCAN

**OFFENSIVE LINE • 6'6" • 306 LBS • COLLEGE: MARYLAND**  
**ACQUIRED: 6TH ROUND - 2023 NFL EXPERIENCE (NFL/TITANS): ROOKIE**  
**HOMETOWN: NEW CARROLLTON, MD.**  
**GAMES PLAYED/GAMES STARTED: 0/0 (PLAYOFFS: 0/0)**



**PRO:** The Titans selected Jaelyn Duncan in the sixth round (186th overall) of the 2023 NFL Draft. The 6-foot-6-inch, 306-pounder brings quick feet and patient hands to the trenches of the offensive line. The New Carrollton, Md., native appeared in 42 games with 39 starts at left tackle over five seasons at Maryland.

#### TITANS TIDBITS:

- Growing up, Duncan didn't play organized sports and wasn't introduced to football until he was a freshman at Northern High School. As a freshman, Duncan played travel football for the Patuxent Rhinos 15-U team. He then joined the varsity team at Northern as a sophomore where he played until transferring for his senior year to St. Frances Academy, a Catholic high school in Baltimore with many high-profile recruits.
- Duncan said he relied on his sheer physical advantages until his redshirt freshman year of college when he really began to understand and implement different techniques into his game.
- Duncan and Titans first-round draft pick Peter Skoronski faced off in the Big Ten, worked out together and share the same trainer. Duncan will also be reuniting with Maryland alums Chig Okonkwo and Sam Okuayinonu.

#### CAREER TRANSACTIONS:

- The New Carrollton, Md., native was selected by the Tennessee Titans in the sixth round (186th overall) of the 2023 NFL Draft.

#### COLLEGE:

In five seasons at Maryland (2018-22), Duncan appeared in 42 games with 39 starts. A four-year starter on the offensive line, Duncan won the starting left tackle position one game into his redshirt freshman campaign. Was named Honorable Mention All-Big Ten three times during his career (2020-22).

**AS A SENIOR (2022),** started all 12 games he appeared in. Blocked for a Maryland passing offense that ranked third in the Big Ten in 2022 by averaging 259.8 yards per game in the air. Participated in the Reese's Senior Bowl and was chosen to participate in the NFL Combine. Named Honorable Mention All-Big Ten.

**AS A JUNIOR (2021),** appeared in all 13 games with 11 starts at left tackle. Part of Pro Football Focus Offensive Line of the Week for efforts against Kent State (9/25). Blocked for the record-setting pass offense, which set a program record for most passing yards in a season with 3,960. Protected Taulia Tagovailoa, who broke program records in passing yards (3,860), passing touchdowns (26), completions (328), completion percentage (69.2%) and 300-yard passing games (seven). Named Honorable Mention All-Big Ten.

**AS A SOPHOMORE (2020),** started all five games, one of only six Terps to play in all five contests. Helped block for Big Ten's second-highest ranked passing offense, averaging 264 yards per game. Opened holes for Jake Funk, who averaged 8.60 yards per carry, the second-highest average in the FBS. Protected for Taulia Tagovailoa, who threw for 1,011 yards in just four games, including the 10th highest passing total in a single game in program history with 394 in win over Minnesota (10/30). Named Honorable Mention All-Big Ten.

**AS A REDSHIRT FRESHMAN (2019),** appeared in all 12 games, starting in the final 11 at left tackle. Blocked for a running back tandem in Javon Leake and Anthony McFarland Jr., who were one of only two duos on

power five teams in the country to both have seven rushing touchdowns. Blocked for Javon Leake, who averaged 7.2 yards per carry, the fourth-highest total of the country. Contributed to an offense that had three games scoring over 45 points. Blocked for the second-most points in Maryland history with 79 vs Howard (8/31).

- Redshirted in 2018.
- Graduated in December of 2022 with a degree in family science from Maryland.

#### PERSONAL:

- Attended Northern (Md.) High School for his first three years of high school before transferring to St. Francis for his senior year.
- Earned Baltimore Sun first-team All-Metro honors at left tackle after helping the Panthers to a 13-0 record against local and national opponents, and the MIAA A Conference Championship.
- Was a 4-star recruit and ranked third overall in the state of Maryland according to ESPN. A 2017 Under Armour All-American.
- Chose the University of Maryland over many other schools so that he could stay close to friends and family.
- Son of Tamika Duncan.
- Has one daughter named Ava.
- Follow Duncan on Twitter at @king\_jay70 and Instagram at @\_\_bigdawgjay\_\_
- Born Jaelyn Alexander Duncan on July 8, 2000 in Silver Springs, Md.


## JAELYN DUNCAN'S COLLEGE STATISTICS

### REGULAR SEASON

Year	Team	GP	GS
2018	Maryland	Redshirt	
2019	Maryland	12	11
2020	Maryland	5	5
2021	Maryland	13	11
2022	Maryland	12	12
<b>College Totals</b>		<b>42</b>	<b>39</b>

### Starts Breakdown:

2019 - LT 11; 2020 - LT 5; 2021 - LT 11;  
 2022 - LT 12



# 66 JAMES EMPEY

**CENTER • 6'3" • 297 LBS • COLLEGE: BRIGHAM YOUNG**  
**ACQUIRED: FREE AGENT - 2023 • NFL EXPERIENCE (NFL/TITANS): 1/1**  
**HOMETOWN: AMERICAN FORK, UTAH**  
**GAMES PLAYED/GAMES STARTED: 0/0 (PLAYOFFS: 0/0)**



**PRO:** The Titans signed James Empey as a free agent in the 2023 offseason to bring depth to the offensive line room. The 6-foot-3-inch, 297-pounder spent the entirety of the 2022 season on the Miami Dolphins' practice squad. The American Fork, Utah, native started all 41 games he appeared in over four seasons (2018-21) at Brigham Young University.

#### CAREER HIGHLIGHTS:

- In 2021, Empey blocked for Tyler Allgeier at Brigham Young University who amassed 1,601 rushing yards setting a new record for most rushing yards in a season.

#### TITANS TIDBITS:

- Empey is a member of The Church of Jesus Christ of Latter-day Saints and served a Latter-day Saint mission in Lisbon, Portugal for two years coming out of high school.

#### CAREER TRANSACTIONS:

- The American Fork, Utah, native was signed by the Dallas Cowboys as a rookie free agent on May 13, 2022.
- Waived by the Cowboys on Aug. 30, 2022.
- Signed to the Miami Dolphins practice squad on Sept. 1, 2022.
- Activated from the practice squad to the active roster standard elevation on Dec. 3, 2022.
- Signed by the Titans as a free agent on May 15, 2023.

#### SEASON RECAPS:

**2022 (0/0 - Miami):** Spent the entire season on the Miami Dolphins' practice squad. Was activated from the practice squad to the active roster for one game but did not play.

#### COLLEGE:

- In four seasons at Brigham Young (2018-21), started all 41 games in which he appeared at center and was a two-time captain for the Cougars.
- As a senior (2021), started six games. Helped to lead BYU offense to score 33 points per game, average 452 yards of total offense per game, convert on 46 percent of third downs, score on 89 percent of red zone trips, allowed just 15 sacks on the season. Named a finalist for the 12th annual Pop Warner College Football Award and a semi-finalist for the Jason Witten

Collegiate Man of the Year, the Wuerffel Trophy, NFFF William V. Campbell Trophy, Rotary Lombardi Award. Part of Pro Football Network Offensive Line of the Year.

- As a junior (2020), started in eight games. Helped BYU offense rank No. 4 in scoring (43.5) and No. 6 in total offense (522.2). Called protections/blocking for the Cougars. Was named the 2019 All-Indy center and anchor to BYU's Joe Moore Semifinalist offensive line unit.
- As a sophomore (2019), started all 13 games at center. Part of an offensive line unit ranked No. 12 by Pro Football Focus. Snapped for three different starting quarterbacks. Was named to the 2019 Rimington Trophy watch list.
- As a redshirt freshman (2018), started all 13 games. Named Freshman All-American by 2018 Football Writers Association of America and the No. 1 freshman center by Pro Football Focus.
- Redshirted in 2017.
- Graduated with a degree in finance and a minor in nonprofit management from Brigham Young University in May 2021.

#### PERSONAL:

- Married to Maddie and has one son, Baker James Empey.
- Attended American Fork (Utah) High School under Coach Aaron Behm and was a three-year starter and team captain. Recorded 62 tackles and 3.5 sacks as a senior.
- Helped lead the Cavemen to a regional championship and was named Desert News and Salt Lake Tribune 5A all-state offensive guard in 2014.
- Rated the No. 11 overall player in the state of Utah by Rivals.com.
- Son of Stephanie and Mike Empey. Mike also played offensive line at BYU (1987, 91-93), was a team captain as a senior and coached tight ends and offensive line at BYU.
- Has three sisters.
- Follow Empey on Twitter and Instagram at @jempey66.
- Born James Empey on Oct. 21, 1996 in American Fork, Utah.



# 3 CALEB FARLEY

**CORNERBACK • 6'2" • 197 LBS • COLLEGE: VIRGINIA TECH**  
**ACQUIRED: 1ST ROUND - 2021 • NFL EXPERIENCE (NFL/TITANS): 3/3**  
**HOMETOWN: MAIDEN, N.C.**  
**GAMES PLAYED/GAMES STARTED: 12/2 (PLAYOFFS: 0/0)**



**PRO:** The Titans selected Caleb Farley with the 22nd overall pick in the first round of the 2021 NFL Draft. The 6-foot-2 inch, 197-pound defender possesses a rare combination of size and speed for an athlete at his position. The Maiden, N.C., native appeared in 12 contests with two starts during his first two seasons, totaling 14 tackles and a pass defended before landing on season-ending injured reserve in both campaigns.

#### CAREER HIGHLIGHTS:

- In 2022, Farley played in nine games with a start at cornerback and posted 10 tackles before being placed on injured reserve and missing the final eight contests.
- As a rookie in 2021, Farley saw action in three contests and made his first career start. He totaled four tackles and one pass defended before suffering a season-ending injury.
- In 2019, Farley's final season at Virginia Tech, he was named first team All-ACC after he led the conference with 16 passes defended. His four interceptions tied for second place in the conference.
- Farley intercepted two passes in his first collegiate game—and his first game ever playing cornerback—at Florida State on Sept. 3, 2018.

#### TITANS TIDBITS:

- Farley credits his late mother, Robin Farley, for instilling in him the faith that has carried him through hard times. Robin lost her life to breast cancer on Jan. 2, 2018, but not before providing him lessons that continue to instruct his life. "She filled my heart with the love of God," Caleb says, "and that's why I am where I am today."
- Farley only began playing cornerback as a redshirt freshman at Virginia Tech after switching from wide receiver. He took to his new position quickly, intercepting six passes in 24 games with the Hokies.
- Growing up he was a big fan of boxer Floyd Mayweather and made it a point to watch all of Mayweather's fights.
- Farley was the third Virginia Tech cornerback selected in the first round in the NFL's "common draft" era (since 1967), joining DeAngelo Hall (2004) and Kyle Fuller (2014). At the age of nine, he met Hall at a youth track-and-field event and got Hall to sign one of the medals he won. He still has the memento.
- Farley is a movie buff. His favorites include "Braveheart," "Troy" and "The Count of Monte Cristo."
- In 2021, Farley made a "childhood dream" come true when he surprised his grandmother by gifting her a new car.

#### CAREER TRANSACTIONS:

- The Maiden, N.C., native was selected by the Titans in the first round (22nd overall) of the 2021 NFL Draft.

#### SEASON RECAPS:

**2022 (9/1):** Played in nine games with a start at cornerback and posted 10 tackles. Placed on injured reserve on Nov. 15 and missed the final eight contests.

- At Buffalo (9/19), started at cornerback and collected four tackles. Teamed with Zach Cunningham to stop James Cook for no gain on a rush off left end late in the opening stanza.
- At Indianapolis (10/2), saw action as a reserve at cornerback and tied a career-high with four tackles.
- Against Denver (11/13), played as a reserve on special teams before leaving the game in the third quarter with an injury.

**2021 (3/1):** Played in three games with a start at cornerback during his rookie campaign and collected four tackles and a pass defended. Was

inactive for three contests. Placed on injured reserve on Oct. 19 and missed the final 11 regular season games and the postseason contest. Made his NFL debut against Arizona (9/12/21). Made his first career start against Buffalo (10/18/21).

- Against Arizona (9/12), saw action in his first NFL contest as a reserve at cornerback and on special teams.
- At Jacksonville (10/10), saw significant action as a reserve at cornerback and compiled two tackles and a pass defended. Broke up a pass intended for Laviska Shenault Jr. late in the fourth quarter.
- Against Buffalo (10/18), made his first career start at cornerback and registered two tackles before leaving the game in the second quarter with an injury.

#### COLLEGE:

- During two seasons at Virginia Tech, Farley appeared in 24 games with 23 starts, seeing action in his redshirt sophomore and redshirt junior campaigns. His career totals included six interceptions, 25 passes defended, 56 tackles, one sack, two quarterback hits and nine kickoff returns for 155 yards (17.2 avg.). He was a medical redshirt as a true freshman and opted out of the 2020 campaign due to COVID-19 concerns.
- As a redshirt junior (2020), opted out of the season during the COVID-19 pandemic.
- As a redshirt sophomore (2019), started all 11 games in which he appeared. Named first team All-ACC after leading the conference with 16 passes defended and tying for second in the conference with four interceptions. Also totaled 20 tackles and a quarterback hit.
- As a redshirt freshman (2018), appeared in 13 games with 12 starts. Earned honorable mention for the Mayo Clinic Comeback Player of the Year Award. Registered 36 tackles, one tackle for loss, one sack, two interceptions, nine passes defended and one quarterback hit. Also added seven kickoff returns for 152 total yards (21.7 avg.).
- As a true freshman (2017), redshirted.
- Majored in communication studies at Virginia Tech.

#### PERSONAL:

- Attended Maiden (N.C.) High School, where he played quarterback for the Blue Devils. His 124 career touchdowns ranked sixth in the state's record book at the time of his graduation.
- As a senior in 2016, he was named the Southern District 7 Player of the Year. Earned second team All-State honors and set a Maiden school record for rushing in a single season with 2,574 yards. Rushed for 37 touchdowns in addition to his 1,776 passing yards and 21 passing touchdowns. His 58 total touchdowns in a single season ranked third in North Carolina history. Set the state record for touchdowns in a game twice, in back-to-back games, with eight in each contest.
- As a junior, passed for 1,831 yards and 20 touchdowns and rushed for 1,534 yards and 18 touchdowns.
- Also participated in track and field (100, 200, 4x100, long jump) and basketball (point guard).
- Follow Farley on Twitter at @IamCalebFarley and on Instagram at @cr\_farley.
- Son of Robert and the late Robin Farley.
- Has a dog, a Presa Canario named Legend.
- Has one brother, Joshua, who competed in track and field at Appalachian State.
- Born Caleb Ray Farley on Nov. 2, 1998 in Maiden, N.C.

## CALEB FARLEY'S GAME-BY-GAME

### 2021 Tennessee Titans

Date	Opp	W/L	P/S	Tot	Solo	Asst	Sk	- Yds	QBP	TFL	Int	- Yds	-TD	PD	FF	FR	- Yds	SpT	
Sept 12	Ari	L	p	0	0	0	0.0	0.0	0	0	0	0	0	0	0	0	0	0	0
Sept 19	@ Sea	W	IA																
Sept 26	Ind	W	IA																
Oct 3	@ NYJ	L	IA																
Oct 10	@ Jax	W	p	2	2	0	0.0	0.0	0	0	0	0	0	1	0	0	0	0	0
Oct 18	Buf	W	S	2	2	0	0.0	0.0	0	0	0	0	0	0	0	0	0	0	0
Oct 24	KC			Placed on injured reserve on Oct. 19															
<b>Totals</b>		<b>4-2</b>	<b>3/1</b>	<b>4</b>	<b>4</b>	<b>0</b>	<b>0.0</b>	<b>0.0</b>	<b>0</b>	<b>0</b>	<b>0</b>	<b>0</b>	<b>0</b>	<b>1</b>	<b>0</b>	<b>0</b>	<b>0</b>	<b>0</b>	<b>0</b>

### 2022 Tennessee Titans

Date	Opp	W/L	P/S	Tot	Solo	Asst	Sk	- Yds	QBP	TFL	Int	- Yds	-TD	PD	FF	FR	- Yds	SpT	
Sept 11	NYG	L	p	1	1	0	0.0	0.0	0	0	0	0	0	0	0	0	0	0	0
Sept 19	@ Buf	L	S	4	3	1	0.0	0.0	0	0	0	0	0	0	0	0	0	0	0
Sept 25	LV	W	p	0	0	0	0.0	0.0	0	0	0	0	0	0	0	0	0	0	0
Oct 2	@ Ind	W	p	4	4	0	0.0	0.0	0	0	0	0	0	0	0	0	0	0	0
Oct 9	@ Was	W	p	1	1	0	0.0	0.0	0	0	0	0	0	0	0	0	0	0	0
Oct 23	Ind	W	p	0	0	0	0.0	0.0	0	0	0	0	0	0	0	0	0	0	0
Oct 30	@ Hou	W	p	0	0	0	0.0	0.0	0	0	0	0	0	0	0	0	0	0	0
Nov 6	@ KC	L	p	0	0	0	0.0	0.0	0	0	0	0	0	0	0	0	0	0	0
Nov 13	Den	W	p	0	0	0	0.0	0.0	0	0	0	0	0	0	0	0	0	0	0
Nov 17	@ GB			Placed on injured reserve on Nov. 15															
<b>Totals</b>		<b>7-10</b>	<b>9/1</b>	<b>10</b>	<b>9</b>	<b>1</b>	<b>0.0</b>	<b>0.0</b>	<b>0</b>	<b>0</b>	<b>0</b>	<b>0</b>	<b>0</b>	<b>0</b>	<b>0</b>	<b>0</b>	<b>0</b>	<b>0</b>	<b>0</b>

## CALEB FARLEY'S NFL STATISTICS

### REGULAR SEASON

Year	Team	GP	GS	TACKLES							INTERCEPTIONS					FUMBLES			
				Tot	Solo	Asst	Sk	Yds	QBP	TFL	No	Yds	Lg	TD	PD	FF	FR	Yds	SpT
2021	Tennessee	3	1	4	4	0	0.0	0.0	0	0	0	0	0	1	0	0	0	0	0
2022	Tennessee	9	1	10	9	1	0.0	0.0	0	0	0	0	0	0	0	0	0	0	0
<b>NFL Totals</b>		<b>12</b>	<b>2</b>	<b>14</b>	<b>13</b>	<b>1</b>	<b>0.0</b>	<b>0.0</b>	<b>0</b>	<b>0</b>	<b>0</b>	<b>0</b>	<b>0</b>	<b>1</b>	<b>0</b>	<b>0</b>	<b>0</b>	<b>0</b>	<b>0</b>

### Single-Game Highs

Tackles - 4 (Twice, last at Indianapolis 10/2/22)

Passes Defensed - 1 at Jacksonville (10/10/21)



# 26 KRISTIAN FULTON

**CORNERBACK • 5'11" • 197 LBS • COLLEGE: LOUISIANA STATE**  
**ACQUIRED: 2ND ROUND - 2020 • NFL EXPERIENCE (NFL/TITANS): 4/4**  
**HOMETOWN: NEW ORLEANS, LA.**  
**GAMES PLAYED/GAMES STARTED: 30/26 (PLAYOFFS: 2/1)**



**PRO:** The Titans selected Kristian Fulton with the 61st overall pick in the second round of the 2020 NFL Draft. The 5-foot-11 inch, 197-pound defender displays excellent speed when defending vertical routes and has the versatility to play both outside and in the slot. In his first three NFL seasons, Fulton appeared in 30 games with 26 starts and tallied 104 tackles, one sack, four interceptions and 20 passes defended. The New Orleans, La., native helped guide Louisiana State to a CFP National Championship title as a senior in 2019.

### CAREER HIGHLIGHTS:

- In 2022, Fulton saw action in 11 games and posted a career-high 48 tackles to go along with an interception, three stops for loss, five passes defended, a forced fumble and a fumble recovery.
- In 2021, Fulton recorded career-highs in games played (13), games started (13), interceptions (2), and led the team in passes defended (14), which also tied for 11th place in the NFL.

### TITANS TIDBITS:

- Fulton and his older brother, Keith, opened an urban-wear boutique in Nashville called "The Trenches," in March 2021. The store, which is located on Buchanan Street, features a unique blend of fashion, footwear and art. None of the clothing brands in The Trenches are mainstream names. Instead, the store features rising designers from New Orleans and other cities across the country. A large variety of sneakers make up another part of the boutique's unique formula.
- During the 2023 offseason, Fulton visited the Nike World Headquarters in Beaverton, Ore., as a part of the NFL Career Tours initiative. The group of 15 players learned about the company's product development, marketing and branding, while touring Nike's state-of-the-art campus.
- Fulton's older brother, Keith, played wide receiver at Louisiana State. Kristian and Keith were teammates in 2018.
- Fulton wears jersey No. 26 to fuel his competitive fire. "It just reminds me every day that I had eight corners selected before me," Fulton told the Official Titans Podcast. Two plus six equals eight, "So, if you add it up, it's a reminder for me every day."
- His grandfather, Louis Fulton, passed away from coronavirus complications on April 6, 2020, just 18 days before Fulton was drafted.
- Fulton was college roommates with current Titans wide receiver Racey McMath while they were at Louisiana State.

### CAREER TRANSACTIONS:

- The New Orleans, La., native was selected by the Titans in the second round (61st overall) of the 2020 NFL Draft.

### SEASON RECAPS:

**2022 (11/11):** Started 11 games at cornerback and registered a career-high 48 tackles to go along with an interception, three stops for loss, five passes defended, a forced fumble and a fumble recovery. Was inactive for six contests. Led or tied for the team lead in passes defended three times in 2022 (vs. LV, at HOU, at KC).

- Against N.Y. Giants (9/11), posted a career-high six tackles and a forced fumble. Forced a Saquon Barkley fumble that went out of bounds in the fourth quarter.
- Against Las Vegas (9/25), notched a career-high-tying six tackles, a career-best two stops for loss and a pass defended. Posted tackles for loss on back-to-back plays in the first quarter: a four-yard stop of Davante Adams on a rush off left end and a one-yard loss on a Josh Jacobs screen pass. Broke up a third-and-three pass intended for Mack Hollins in the end

zone late in the fourth quarter.

- At Indianapolis (10/2), tallied three tackles and a fumble recovery. Halted a Colts' drive by recovering a Jonathan Taylor fumble that was forced by Joe Schobert on third-and-one in the fourth quarter.
- Against Indianapolis (10/23), tied a career-high with six tackles.
- At Houston (10/30), notched three tackles, his fourth career interception, another pass defended and a stop for loss. Ended a Texans' drive by intercepting a Davis Mills third-and-five pass intended for Brevin Jordan in the first quarter. Broke up a third-and-10 pass intended for Phillip Dorsett in the second stanza. Stuffed Brandin Cooks for a three-yard loss on a short pass in the fourth quarter.
- At Kansas City (11/6), produced four tackles and a team-high two passes defended. Broke up a pass intended for Travis Kelce late in the second quarter. Deflected a pass intended for JuJu Smith-Schuster in the third stanza.
- At Green Bay (11/17), registered four tackles before leaving the game in the fourth quarter with an injury.
- Against Cincinnati (11/27), tied a career-high with six tackles.
- At Jacksonville (1/7), returned to the lineup as a starter at cornerback and totaled five tackles.

**2021 (13/13, 1/1):** Started 13 games at cornerback and led the team with 14 passes defended. Registered 40 tackles and two interceptions. Placed on injured reserve on Oct. 18 and missed four games before being activated from injured reserve designated to return on Nov. 10. Started the postseason contest and posted six tackles. Led or tied for the team lead in passes defended eight times in 2021 (vs. ARI, at SEA, at NYJ, vs. NO, at NE, vs. JAX, vs. SF, vs. MIA).

- Against Arizona (9/12), collected three tackles and a team-high two passes defended. Defended a pass intended for A.J. Green in the end zone midway through the first quarter. Broke up a pass intended for Green in the third stanza.
- At Seattle (9/19), posted a tackle and a pass defended. Ended a Seahawks' drive by breaking up a deep pass intended for D.K. Metcalf on third-and-two in the fourth quarter.
- Against Indianapolis (9/26), tallied four tackles and a pass defended. Halted a Colts' drive by breaking up a pass intended for Michael Pittman Jr. in the first quarter.
- At N.Y. Jets (10/3), notched three tackles and an interception. Intercepted a Zach Wilson pass intended for Corey Davis in the second quarter.
- At Jacksonville (10/10), compiled five tackles and a pass defended before leaving the game in the fourth quarter with an injury. Defended a third-and-eight pass intended for Jamal Agnew late in the second quarter.
- Against New Orleans (11/14), returned to the lineup as a starter at cornerback and collected two tackles and a team-best two passes defended. Broke up a pass intended for Taysom Hill early in the third quarter. Defended a pass intended for Tre'Quan Smith in the final quarter.
- At New England (11/28), recorded four tackles with a pass defended. Broke up a pass intended for Jakobi Meyers in the third stanza.
- Against Jacksonville (12/12), posted four tackles, an interception and another pass defended in the shutout victory. Intercepted a Trevor Lawrence deep pass intended for Jaydon Mickens on third-and-eight in the fourth quarter. Broke up a pass intended for Laquon Treadwell in the final stanza.
- Against Miami (1/2), notched three tackles and a team-best two passes defended. Broke up a pass intended for DeVante Parker in the first quarter. Knocked loose a pass intended for Mike Gesicki in the second quarter.
- Against Cincinnati (1/22), made his first career postseason start at cornerback and posted six tackles.

**2020 (6/2, 1/0):** Played in six games with two starts at cornerback as a rookie and registered 16 tackles, an interception and a sack. Was inactive for three games. Placed on injured reserve on Oct. 31 and missed seven games. Activated from injured reserve designated to return on Dec. 15. Saw action as a reserve in the postseason contest. Made his NFL debut at Denver (9/14/20). Collected his first career interception against Jacksonville (9/20/20). Made his first career start against Houston (10/18/20). Tied for the team lead in sacks once in 2020 (at MIN).

- At Denver (9/14), played as a reserve at cornerback in his first NFL contest and collected four tackles with a quarterback pressure.
- Against Jacksonville (9/20), saw action as a reserve at cornerback and posted three tackles and his first career NFL interception. Registered his first career interception off a deflected Gardner Minshew II pass and raced 44 yards to the Jaguars' 30-yard line setting up the Titans second touchdown.
- At Minnesota (9/27), played as a reserve at cornerback and registered two tackles, a sack and a quarterback pressure. Posted his first career sack by dropping Kirk Cousins for a seven-yard loss in the final quarter.
- Against Houston (10/18), made his first career start at cornerback and produced three tackles.
- Against Pittsburgh (10/25), started at cornerback and registered three tackles before leaving the game late in the second quarter with an injury.
- At Houston (1/3), returned to the lineup as a reserve at cornerback and notched a tackle in the Titans' division-clinching victory.
- Against Baltimore (1/10), played as a reserve at cornerback in his postseason debut.

**COLLEGE:**

- During a three-year career at Louisiana State, played in 28 games with 25 starts and totaled 65 tackles, two tackles for loss, 25 passes defended, two interceptions and one forced fumble.
- As a senior (2019), started all 15 games and posted 38 tackles, one tackle for loss, 15 passes defended and one interception. Earned second team All-SEC by the Associated Press. Helped LSU secure a National Championship victory over Clemson with a career-high six tackles and one pass defended.
- As a junior (2018), started 10 games and tallied 25 tackles, one tackle for loss, 10 passes defended, one interception and one forced fumble.

- As a sophomore (2017), did not see game action.
- As a freshman (2016), appeared in three games and totaled two tackles.
- Graduated from Louisiana State in December 2019 with a degree in sports administration.

**PERSONAL:**

- Attended Archbishop Rummel (Metairie, La.) High School where he was a five-star prospect by 247Sports and a four-star prospect by Rivals, Scouts and ESPN.
- Listed as the No. 1 overall prospect in Louisiana by Rivals and 247 Sports, and the No. 3 corner in the nation by ESPN and Scout.
- Earned Defensive Player of the Year honors on the New Orleans Times Picayune All-Metro list as a senior.
- Named the New Orleans Advocate's Defensive Player of the Year as a junior after tallying 11 interceptions.
- Also played basketball and ran track (hurdles, long jump and triple jump).
- List of favorites: (TV show) "Snowfall," "Power," "Ozark," and "Martin"; (movies) "Harlem Nights," "Maze Runner," and "Harry Potter"; (musicians) Meek Mill and Kodak Black.
- Follow Fulton on Twitter and Instagram at @Kriss1\_.
- Son of Michelle and Keith Fulton.
- Has two brothers and one sister.
- Born Kristian Michael Shaw Fulton on Sept. 3, 1998 in New Orleans, La.

**KRISTIAN FULTON'S GAME-BY-GAME**

**2020 Tennessee Titans**

Date	Opp	W/L	P/S	Tot Solo Asst	Sk - Yds	QBP	TFL	Int - Yds	-TD	PD	FF	FR - Yds	SpT
Sept 14	@ Den	W	p	4 3 1	0.0 0.0	1	0 0	0 0 0 0	0 0	0 0	0 0	0 0	0 0
Sept 20	Jax	W	p	3 3 0	0.0 0.0	0	0 1	44 0	1 0	0 0	0 0	0 0	0 0
Sept 27	@ Min	W	p	2 2 0	1.0 7.0	1	1 0	0 0 0 0	0 0	0 0	0 0	0 0	0 0
Oct 13	Buf	W	R/C										
Oct 18	Hou	W	S	3 3 0	0.0 0.0	0	0 0	0 0 0 0	0 0	0 0	0 0	0 0	0 0
Oct 25	Pit	L	S	3 2 1	0.0 0.0	0	0 0	0 0 0 0	0 0	0 0	0 0	0 0	0 0
Nov 1	@ Cin	L	IR										
Nov 8	Chi	W	IR										
Nov 12	Ind	L	IR										
Nov 22	@ Bal	W	IR										
Nov 29	@ Ind	W	IR										
Dec 6	Cle	L	IR										
Dec 13	@ Jax	W	IR										
Dec 20	Det	W	IA										
Dec 27	@ GB	L	IA										
Jan 3	@ Hou	W	p	1 1 0	0.0 0.0	0	0 0	0 0 0 0	0 0	0 0	0 0	0 0	0 0
<b>Totals</b>	<b>11-5</b>	<b>6/2</b>		<b>16 14 2</b>	<b>1.0 7.0</b>	<b>2</b>	<b>1 1</b>	<b>44 0</b>	<b>1 0</b>	<b>0 0</b>	<b>0 0</b>	<b>0 0</b>	<b>0 0</b>

**Playoffs**

Jan 10	Bal	L	p	0 0 0	0.0 0.0	0	0 0	0 0 0 0	0 0	0 0	0 0	0 0	0 0
<b>Totals</b>	<b>0-1</b>	<b>1/0</b>		<b>0 0 0</b>	<b>0.0 0.0</b>	<b>0</b>	<b>0 0</b>	<b>0 0 0 0</b>	<b>0 0</b>	<b>0 0</b>	<b>0 0</b>	<b>0 0</b>	<b>0 0</b>

**2021 Tennessee Titans**

Date	Opp	W/L	P/S	Tot Solo Asst	Sk - Yds	QBP	TFL	Int - Yds	-TD	PD	FF	FR - Yds	SpT
Sept 12	Ari	L	S	3 3 0	0.0 0.0	0	0 0	0 0 0 0	2 0	0 0	0 0	0 0	0 0
Sept 19	@ Sea	W	S	1 1 0	0.0 0.0	0	0 0	0 0 0 0	1 0	0 0	0 0	0 0	0 0
Sept 26	Ind	W	S	4 2 2	0.0 0.0	0	0 0	0 0 0 0	1 0	0 0	0 0	0 0	0 0
Oct 3	@ NYJ	L	S	3 3 0	0.0 0.0	0	0 1	13 0	1 0	0 0	0 0	0 0	0 0
Oct 10	@ Jax	W	S	5 4 1	0.0 0.0	0	0 0	0 0 0 0	1 0	0 0	0 0	0 0	0 0
Oct 18	Buf	W	IR										
Oct 24	KC	W	IR										
Oct 31	@ Ind	W	IR										
Nov 7	@ LAR	W	IR										
Nov 14	NO	W	S	2 1 1	0.0 0.0	0	0 0	0 0 0 0	2 0	0 0	0 0	0 0	0 0

Nov 21	Hou	L	S	3 1 2	0.0 0.0	0	0 0	0 0 0 0	0 0	0 0	0 0	0 0	0 0
Nov 28	@ NE	L	S	4 3 1	0.0 0.0	0	0 0	0 0 0 0	1 0	0 0	0 0	0 0	0 0
Dec 12	Jax	W	S	4 3 1	0.0 0.0	0	0 1	0 0 0 0	2 0	0 0	0 0	0 0	0 0
Dec 19	@ Pit	L	S	3 3 0	0.0 0.0	0	0 0	0 0 0 0	0 0	0 0	0 0	0 0	0 0
Dec 23	SF	W	S	2 1 1	0.0 0.0	0	0 0	0 0 0 0	1 0	0 0	0 0	0 0	0 0
Jan 2	Mia	W	S	3 3 0	0.0 0.0	0	0 0	0 0 0 0	2 0	0 0	0 0	0 0	0 0
Jan 9	@ Hou	W	S	3 2 1	0.0 0.0	0	0 0	0 0 0 0	0 0	0 0	0 0	0 0	0 0
<b>Totals</b>	<b>12-5</b>	<b>13/13</b>		<b>40 30 10</b>	<b>0.0 0.0</b>	<b>0</b>	<b>0 0</b>	<b>2 13 0 14</b>	<b>0 0</b>	<b>0 0</b>	<b>0 0</b>	<b>0 0</b>	<b>0 0</b>

**Playoffs**

Jan 22	Cin	L	S	6 4 2	0.0 0.0	0	0 0	0 0 0 0	0 0	0 0	0 0	0 0	0 0
<b>Totals</b>	<b>0-1</b>	<b>1/1</b>		<b>6 4 2</b>	<b>0.0 0.0</b>	<b>0</b>	<b>0 0</b>	<b>0 0 0 0</b>	<b>0 0</b>	<b>0 0</b>	<b>0 0</b>	<b>0 0</b>	<b>0 0</b>

**2022 Tennessee Titans**

Date	Opp	W/L	P/S	Tot Solo Asst	Sk - Yds	QBP	TFL	Int - Yds	-TD	PD	FF	FR - Yds	SpT
Sept 11	NYG	L	S	6 5 1	0.0 0.0	0	0 0	0 0 0 0	0 0	0 0	0 0	0 0	0 0
Sept 19	@ Buf	L	IA										
Sept 25	LV	W	S	6 3 3	0.0 0.0	0	2 0	0 0 0 0	1 0	0 0	0 0	0 0	0 0
Oct 2	@ Ind	W	S	3 2 1	0.0 0.0	0	0 0	0 0 0 0	0 0	0 1	0 0	0 0	0 0
Oct 9	@ Was	W	S	4 3 1	0.0 0.0	0	0 0	0 0 0 0	0 0	0 0	0 0	0 0	0 0
Oct 23	Ind	W	S	6 3 3	0.0 0.0	0	0 0	0 0 0 0	0 0	0 0	0 0	0 0	0 0
Oct 30	@ Hou	W	S	3 2 1	0.0 0.0	0	1 1	0 0 2 0	2 0	0 0	0 0	0 0	0 0
Nov 6	@ KC	L	S	4 4 0	0.0 0.0	0	0 0	0 0 0 0	2 0	0 0	0 0	0 0	0 0
Nov 13	Den	W	IA										
Nov 17	@ GB	W	S	4 3 1	0.0 0.0	0	0 0	0 0 0 0	0 0	0 0	0 0	0 0	0 0
Nov 27	Cin	L	S	6 5 1	0.0 0.0	0	0 0	0 0 0 0	0 0	0 0	0 0	0 0	0 0
Dec 4	@ Phi	L	S	1 1 0	0.0 0.0	0	0 0	0 0 0 0	0 0	0 0	0 0	0 0	0 0
Dec 11	Jax	L	IA										
Dec 18	@ LAC	L	IA										
Dec 24	Hou	L	IA										
Dec 29	Dal	L	IA										
Jan 7	@ Jax	L	S	5 4 1	0.0 0.0	0	0 0	0 0 0 0	0 0	0 0	0 0	0 0	0 0
<b>Totals</b>	<b>7-10</b>	<b>11/11</b>		<b>48 35 13</b>	<b>0.0 0.0</b>	<b>0</b>	<b>3 1</b>	<b>0 0 5 1 1</b>	<b>0 0</b>	<b>5 1 1</b>	<b>0 0</b>	<b>0 0</b>	<b>0 0</b>



## KRISTIAN FULTON'S NFL STATISTICS

REGULAR SEASON				TACKLES							INTERCEPTIONS					FUMBLES			
Year	Team	GP	GS	Tot	Solo	Asst	Sk	Yds	QBP	TFL	No	Yds	Lg	TD	PD	FF	FR	Yds	SpT
2020	Tennessee	6	2	16	14	2	1.0	7.0	2	1	1	44	44	0	1	0	0	0	0
2021	Tennessee	13	13	40	30	10	0.0	0.0	0	0	2	13	13	0	14	0	0	0	0
2022	Tennessee	11	11	48	35	13	0.0	0.0	0	3	1	0	0	0	5	1	1	0	0
<b>NFL Totals</b>		<b>30</b>	<b>26</b>	<b>104</b>	<b>79</b>	<b>25</b>	<b>1.0</b>	<b>7.0</b>	<b>2</b>	<b>4</b>	<b>4</b>	<b>57</b>	<b>44</b>	<b>0</b>	<b>20</b>	<b>1</b>	<b>1</b>	<b>0</b>	<b>0</b>

PLAYOFFS				TACKLES							INTERCEPTIONS					FUMBLES			
Year	Team	GP	GS	Tot	Solo	Asst	Sk	Yds	QBP	TFL	No	Yds	Lg	TD	PD	FF	FR	Yds	SpT
2020	Tennessee	1	0	0	0	0	0.0	0.0	0	0	0	0	0	0	0	0	0	0	0
2021	Tennessee	1	1	6	4	2	0.0	0.0	0	0	0	0	0	0	0	0	0	0	0
<b>NFL Totals</b>		<b>2</b>	<b>1</b>	<b>6</b>	<b>4</b>	<b>2</b>	<b>0.0</b>	<b>0.0</b>	<b>0</b>	<b>0</b>	<b>0</b>	<b>0</b>	<b>0</b>	<b>0</b>	<b>0</b>	<b>0</b>	<b>0</b>	<b>0</b>	<b>0</b>

### Single-Game Highs

Tackles - 6 (Four times, last vs. Cincinnati 11/27/22)  
 Interceptions - 1 (Four times, last at Houston 10/30/22)  
 Interception Long - 44 vs. Jacksonville (9/20/20)  
 Passes Defensed - 2 (Six times, last at Kansas City 11/6/22)  
 Sacks - 1 at Minnesota (9/27/20)  
 Tackles for Loss - 2 vs. Las Vegas (9/25/22)  
 Forced Fumbles - 1 vs. N.Y. Giants (9/11/22)  
 Fumble Recoveries - 1 at Indianapolis (10/2/22)

### Playoff Single-Game Highs

Tackles - 6 vs. Cincinnati (1/22/22)



# 50 JACK GIBBENS

**LINEBACKER • 6'3" • 242 LBS • COLLEGE: MINNESOTA**

**ACQUIRED: FREE AGENT - 2022 • NFL EXPERIENCE (NFL/TITANS): 2/2**

**HOMETOWN: BULVERDE, TEXAS**

**GAMES PLAYED/GAMES STARTED: 5/2 (PLAYOFFS: 0/0)**



**PRO:** The Titans signed Jack Gibbens as an undrafted free agent following the 2022 NFL Draft. The 6-foot-3-inch, 242-pounder was waived during roster cuts and rejoined the practice squad in Week 2. He would eventually appear in five games with two starts. Prior to entering the NFL, he appeared in 13 games with 13 starts in one season at Minnesota and tallied 92 tackles, 4.5 tackles for loss, three passes defended and one forced fumble. The Bulverde, Texas, transferred to Minnesota after four seasons at Abilene Christian (2017-20) where he saw action in 39 games and recorded 257 tackles, 22 tackles for loss, seven sacks, five interceptions, 11 passes defended, one forced fumble, three fumble recoveries and one blocked kick.

#### TITANS TIDBITS:

- As a rookie, he was nicknamed 'Dr. Gibby' by Head Coach Mike Vrabel. When asked how quickly the nickname came about and why it did, Vrabel said, 'Quickly. He's smart. He answered all the questions and said, 'Coach, I wasn't in pre-med.' I said, 'I know it's a joke.'
- Gibbens spent time working as a financial analysis intern and served as a teaching and research assistant during college.
- While in college, Gibbens volunteered with two organizations: New Horizons, which helps children through counseling, foster care, and adoption; and Palm House, which provides neighborhood resources.

#### CAREER TRANSACTIONS:

- The Bulverde, Texas, native was signed by the Titans as a rookie free agent on May 13, 2022.
- Waived by the Titans on Aug. 30, 2022.
- Signed by the Titans to the team's practice squad on Sept. 12, 2022.
- Signed by the Titans to the team's active roster off of the practice squad on Dec. 10, 2022.

#### SEASON RECAPS:

**2022 (5/2):** Appeared in five games with two starts at linebacker as a rookie and registered 27 tackles, an interception and a special teams stop. Spent 11 games on the team's practice squad before being elevated to the active roster on Dec. 10. Saw action in his first career NFL contest against Jacksonville (12/11/22).

- Against Jacksonville (12/11), made his NFL debut as a reserve at linebacker and on special teams.
- At L.A. Chargers (12/18), played as a reserve at linebacker and recorded six tackles.
- Against Houston (12/24), saw significant action as a reserve at linebacker and notched seven tackles with his first career interception. Posted a special teams tackle on coverage units. Combined with Denico Autry to stonewall Royce Freeman for a three-yard loss on a rush off left tackle in the third stanza. Intercepted a Davis Mills pass that was deflected by Tre Avery in the third quarter.
- Against Dallas (12/29), made his first career NFL start at linebacker and collected a career-high 10 tackles. Teamed with Teair Tart to stuff Ezekiel Elliott for no gain on a rush off left guard in the opening stanza. Forced a Cowboys' field goal by combining with Tarell Basham to stonewall Elliott for a three-yard loss on a rush up the middle late in the first quarter. Stopped Elliott for no gain on a rush off left end early in the third period.
- At Jacksonville (1/7), started at middle linebacker and totaled four tackles.

#### COLLEGE:

- Appeared in 13 games with 13 starts in one season at Minnesota (2021) and tallied 92 tackles, 4.5 tackles for loss, three passes defended and one forced fumble. Earned All-Big Ten honorable mention recognition. Transferred to Minnesota after playing four seasons at Abilene Christian (2017-20) where he saw action in 39 games and recorded 257 tackles, 22 tackles for loss, seven sacks, five interceptions, 11 passes defended, one forced fumble, three fumble recoveries and one blocked kick.
- As a redshirt senior (2021), started all 13 games in his lone season at Minnesota and amassed 92 tackles, 4.5 tackles for loss, three passes defended and one forced fumble. Earned All-Big Ten honorable mention recognition. Transferred to Minnesota from Abilene Christian.
- As a senior (2020), saw action in six contests and notched 49 tackles, 4.5 tackles for loss, two sacks, one interception, one forced fumble, two fumble recoveries and one blocked kick.
- As a junior (2019), appeared in 12 games and tallied a career-high 104 tackles. Added 8.5 tackles for loss, 2.5 sacks, a career-best two interceptions, six passes defended and one fumble recovery.
- As a sophomore (2018), played in 11 games and amassed 77 tackles, 8.5 tackles for loss, 2.5 sacks, one interception and one pass defended. Earned Southland Conference honorable mention accolades.
- As a freshman (2017), saw action in 10 contests and notched 27 tackles, 0.5 tackle for loss and one interception.
- Graduated from Abilene Christian in August 2020 with a degree in accounting and finance.
- Graduated from Minnesota in December 2021 with a master's in accounting.

#### PERSONAL:

- Attended Smithson Valley (Texas) High School where he was named first team all-district as a senior.
- His combined stats during his junior and senior seasons included 228 tackles, 28 tackles for loss and seven sacks.
- Married to Colleen.
- Has two brothers, Will and Brad, and two sisters, Victoria and Kristin.
- Son of Dan and Jeri Gibbens.
- Follow Gibbens on Twitter at @johngibbens18 and on Instagram at @jack.gibbens.
- Born John Wyatt Gibbens on Nov. 24, 1998 in Bulverde, Texas.

## JACK GIBBENS' GAME-BY-GAME

### 2022 Tennessee Titans

Date	Opp	W/L	P/S	Tot Solo	Asst	Sk	- Yds	QBP	TFL	Int - Yds	-TD	PD	FF	FR - Yds	SpT
Sept 19	@ Buf	L	PS												
Sept 25	LV	W	PS												
Oct 2	@ Ind	W	PS												
Oct 9	@ Was	W	PS												
Oct 23	Ind	W	PS												
Oct 30	@ Hou	W	PS												
Nov 6	@ KC	L	PS												
Nov 13	Den	W	PS												
Nov 17	@ GB	W	PS												
Nov 27	Cin	L	PS												
Dec 4	@ Phi	L	PS												

Dec 11	Jax	L	p	0	0	0	0.0	0.0	0	0	0	0	0	0	0	0
Dec 18	@ LAC	L	p	6	3	3	0.0	0.0	0	0	0	0	0	0	0	0
Dec 24	Hou	L	p	7	4	3	0.0	0.0	0	0	1	7	0	1	0	1
Dec 29	Dal	L	S	10	5	5	0.0	0.0	0	0	0	0	0	0	0	0
Jan 7	@ Jax	L	S	4	4	0	0.0	0.0	0	0	0	0	0	0	0	0
<b>Totals</b>				<b>7-9</b>	<b>5/2</b>	<b>27</b>	<b>16</b>	<b>11</b>	<b>0.0</b>	<b>0.0</b>	<b>0</b>	<b>0</b>	<b>1</b>	<b>7</b>	<b>0</b>	<b>1</b>

## JACK GIBBENS' NFL STATISTICS

REGULAR SEASON		TACKLES										INTERCEPTIONS					FUMBLES			
Year	Team	GP	GS	Tot	Solo	Asst	Sk	Yds	QBP	TFL	No	Yds	Lg	TD	PD	FF	FR	Yds	SpT	
2022	Tennessee	5	2	27	16	11	0.0	0.0	0	0	1	7	7	0	1	0	0	0	1	
<b>NFL Totals</b>		<b>5</b>	<b>2</b>	<b>27</b>	<b>16</b>	<b>11</b>	<b>0.0</b>	<b>0.0</b>	<b>0</b>	<b>0</b>	<b>1</b>	<b>7</b>	<b>7</b>	<b>0</b>	<b>1</b>	<b>0</b>	<b>0</b>	<b>0</b>	<b>1</b>	


### Single-Game Highs

Tackles - 10 vs. Dallas (12/29/22)

Interceptions - 1 vs. Houston (12/24/22)

Passes Defensed - 1 vs. Houston (12/24/22)

Special Teams Tackles - 1 vs. Houston (12/24/22)



# 57 LUKE GIFFORD

**LINEBACKER • 6'3" • 243 LBS • COLLEGE: NEBRASKA**  
**ACQUIRED: UNRESTRICTED FREE AGENT - 2023 (DAL)**  
**NFL EXPERIENCE (NFL/TITANS): 5/1 • HOMETOWN: LINCOLN, NEB.**  
**GAMES PLAYED/GAMES STARTED: 46/0 (PLAYOFFS: 3/0)**



**PRO:** Luke Gifford is a rangy linebacker that has excelled on special teams coverage units during his NFL career. The 6-foot-3-inch, 243-pounder joined the Titans as an unrestricted free agent in 2023 after spending his first four seasons with the Dallas Cowboys. Gifford, a former rookie free agent, will look to make his biggest impact as a core member of the Titans' special teams units having collected 30 special teams stops in 46 career games, as well as provide veteran depth in the linebacking corps.

#### CAREER HIGHLIGHTS:

- Gifford has either led or finished second on his team in special teams tackles in three of his first four NFL campaigns. He ranked first on the Cowboys with a career-best 12 special teams stops in 2022.

#### TITANS TIDBITS:

- Gifford was the recipient of Nebraska's prestigious Sam Foltz Hero 27 Award in 2018 for exceptional leadership, consistent and dedicated community service, and positive influence on the team.

#### CAREER TRANSACTIONS:

- The Lincoln, Neb., native was originally signed by the Dallas Cowboys as a rookie free agent on May 1, 2019.
- Signed by the Cowboys as an unrestricted free agent on March 21, 2022.
- Signed by the Titans as an unrestricted free agent on March 20, 2023.

#### SEASON RECAPS:

**2022 (16/0, 2/0 - Dallas):** Appeared in 16 games as a reserve and led the team with a career-high 12 special teams stops and a forced fumble. Posted five tackles on defense. Was inactive for one contest.

- At Green Bay (11/13), posted a career-best five special teams tackles on coverage units.
- At Minnesota (11/20), notched two special team stops and a forced fumble on coverage units.
- At Washington (1/8), registered two tackles as a reserve linebacker.

**2021 (16/0, 1/0 - Dallas):** Saw action in 16 games as a reserve linebacker and posted six tackles, including a stop for loss. Tied for second on the team with five special teams tackles with a blocked punt. Was inactive for the regular season opener. Played as a reserve in the postseason contest and notched a pair of special teams stops.

- At New England (10/17), blocked his first career punt on a Jake Bailey attempt, recovered it and returned it to the Patriots' 17-yard line.
- At Philadelphia (1/8), posted a career-best three defensive tackles in the regular season finale.
- Against San Francisco (1/16), posted two special teams stops in his playoff debut.

**2020 (8/0 - Dallas):** Played in eight games and finished second on the team with seven special teams tackles. Was inactive for six contests and missed two games because of a league-mandated suspension.

- Against Cleveland (10/4), tallied two special teams stops.
- Against Philadelphia (12/27), registered two special teams tackles on coverage units.

**2019 (6/0 - Dallas):** Played as a reserve in six games as a rookie and tied for fourth on the team with six special teams tackles. Was inactive for eight contests, including the first five games of the season. Placed on injured reserve on Dec. 17 and missed the final two games.

- At N.Y. Jets (10/13), made his NFL debut as a reserve on special teams.
- At N.Y. Giants (11/4), saw action as a reserve and posted three special

teams stops on coverage units.

#### COLLEGE:

- During a four-year career at Nebraska, played in 29 games with 19 starts and totaled 109 tackles, seven sacks, 19 tackles for loss and three interceptions. Earned honorable-mention All-Big Ten recognition as a senior.

- Received in the Pat Clare Award in 2018 as he best exemplified the commitment and courage to overcome injury.

- As a senior (2018), started all 12 games while serving as a team captain for the Cornhuskers. Set career-highs in tackles (62), sacks (5.5), tackles for loss (13), interceptions (two) and forced a fumble. His 5.5 sacks were the most by a Nebraska linebacker since 2005.

- As a junior (2017), started each of the first seven games at outside linebacker before missing the final five contests because of injury. Totaled 39 tackles with five stops for loss and 1.5 sacks, while recording his first pass breakup and interception.

- As a sophomore (2016), saw limited action as a reserve linebacker in four games, recording an assisted tackle.

- As a redshirt freshman (2015), played in each of the first six games and had seven tackles, including a tackle for a loss before being sidelined for the second half of the season with an injury.

- Redshirted as a freshman in 2014.

- Earned his degree in business management from Nebraska.

#### PERSONAL:

- Attended Southeast (Lincoln, Neb.) High School, playing linebacker while also seeing action on offense.

- As a senior, passed for 970 yards and five touchdowns, while rushing for an additional 742 yards and eight touchdowns, leading Southeast to the Class A state playoffs. Also starred in the secondary, making 50 tackles with two interceptions and five pass breakups.

- Was a first-team All-Nebraska defensive back selection by the Omaha World-Herald as a senior and also earned Super State accolades from the Lincoln Journal Star.

- As a junior, helped Southeast to a 9-2 record and a trip to the state quarterfinals. Caught seven passes for 125 yards, while also starring in the secondary.

- Was a first-team Super State selection as a junior, and earned second-team All-Nebraska honors in 2012. Gifford was also a member of the Knights' 2011 state championship team

- Was a multi-sport athlete, competing on the Southeast basketball team.

- Son of Sam and Shannon Gifford.

- Follow Gifford on Twitter at @luke\_gifford.

- Follow Gifford on Instagram at @luke\_gifford.

- Born Luke Gifford on Aug. 28, 1995 in Lincoln, Neb.

## LUKE GIFFORD'S NFL STATISTICS

REGULAR SEASON		TACKLES									INTERCEPTIONS					FUMBLES			
Year	Team	GP	GS	Tot	Solo	Asst	Sk	Yds	QBP	TFL	No	Yds	Lg	TD	PD	FF	FR	Yds	SpT
2019	Dallas	6	0	0	0	0	0.0	0.0	0	0	0	0	0	0	0	0	0	0	6
2020	Dallas	8	0	0	0	0	0.0	0.0	0	0	0	0	0	0	0	0	0	0	7
2021	Dallas	16	0	6	5	1	0.0	0.0	0	1	0	0	0	0	0	0	0	0	5
2022	Dallas	16	0	5	3	2	0.0	0.0	0	0	0	0	0	0	0	1	0	0	12
<b>NFL Totals</b>		<b>46</b>	<b>0</b>	<b>11</b>	<b>8</b>	<b>3</b>	<b>0.0</b>	<b>0.0</b>	<b>0</b>	<b>1</b>	<b>0</b>	<b>0</b>	<b>0</b>	<b>0</b>	<b>0</b>	<b>1</b>	<b>0</b>	<b>0</b>	<b>30</b>

PLAYOFFS		TACKLES									INTERCEPTIONS					FUMBLES			
Year	Team	GP	GS	Tot	Solo	Asst	Sk	Yds	QBP	TFL	No	Yds	Lg	TD	PD	FF	FR	Yds	SpT
2021	Dallas	1	0	0	0	0	0.0	0.0	0	0	0	0	0	0	0	0	0	0	2
2022	Dallas	2	0	0	0	0	0.0	0.0	0	0	0	0	0	0	0	0	0	0	3
<b>NFL Totals</b>		<b>3</b>	<b>0</b>	<b>0</b>	<b>0</b>	<b>0</b>	<b>0.0</b>	<b>0.0</b>	<b>0</b>	<b>0</b>	<b>0</b>	<b>0</b>	<b>0</b>	<b>0</b>	<b>0</b>	<b>0</b>	<b>0</b>	<b>0</b>	<b>5</b>

### Single-Game Highs

Tackles - 3 at Philadelphia (1/8/22)  
 Tackle for Loss - 1 vs. Philadelphia (9/27/21)  
 Special Teams Tackles - 5 at Green Bay (11/13/22)

### Playoff Single-Game Highs

Special Teams Tackles - 2 (Twice, last at Tampa Bay (1/16/23))

### Additional Statistics

Blocked Punt - 1 at New England (10/17/21)  
 Special Teams Forced Fumble - 1 at Minnesota (11/20/22)



# 25 HASSAN HASKINS

**RUNNING BACK • 6'2" • 228 LBS • COLLEGE: MICHIGAN**  
**ACQUIRED: 4TH ROUND - 2022 • NFL EXPERIENCE: 2/2**  
**HOMETOWN: ST. LOUIS, MO.**  
**GAMES PLAYED/GAMES STARTED: 15/1 (PLAYOFFS: 0/0)**



**PRO:** The Titans selected Hassan Haskins in the fourth round (131st overall) of the 2022 NFL Draft. As a rookie, he appeared in 15 games with one start, serving as a reserve running back behind starter Derrick Henry and also contributing as a key special teams performer. The 6-foot-2-inch, 228-pounder is a stout running back that has a physical, grinding approach to his carries that wears down opposing defenses. The St. Louis, Mo., native gets the most out of his rushes as evidenced by only having six negative rushing yards during his senior campaign at Michigan. He is also a reliable ball carrier with no fumbles blemishing his collegiate career. Haskins recorded 2,324 rushing yards and 30 scores in his four seasons in Ann Arbor.

#### CAREER HIGHLIGHTS:

- As a rookie in 2022, Haskins led the Titans with 414 kickoff return yards on 19 attempts and placed third on the squad with 13 special teams tackles. His 13 special teams tackles ranked second among all NFL rookies (14 by New England's Brenden Schooler) and led all NFL players whose primary position was on offense.
- In 2021, Haskins was named first-team All Big Ten after rushing 270 times for 1,327 yards with a school-record 20 rushing touchdowns.
- As a senior, Haskins enjoyed quite the final game against rival Ohio State, posting a career-best 169 rushing yards while tying a Michigan record with five rushing touchdowns. His five rushing scores against the Buckeyes are the most for any opponent ever against Ohio State.
- Haskins had only 26 negative rushing yards his entire career and did not fumble in 452 rushing attempts.

#### TITANS TIDBITS:

- Hassan's brother, Maurice Alexander, was a fourth-round pick by the Rams in 2014 and has also played for the Seahawks and Bills.
- Haskins was also a defensive standout in high school. He registered 21 sacks in his final two prep seasons and actually practiced at linebacker during part of his freshman season at Michigan.
- Haskins can execute a standing backflip.

#### CAREER TRANSACTIONS:

- The St. Louis, Mo., native was selected by the Titans in the fourth round (131st overall) of the 2022 NFL Draft.

#### SEASON RECAPS:

**2022 (15/1):** Saw action in 15 games with one start at running back as a rookie and carried the ball 25 times for 93 yards to go along with 11 receptions for 57 yards. Led the team with 414 kickoff return yards on 19 attempts. Ranked third on the team with 13 special teams tackles. Was inactive for two contests. Led the team in rushing yards twice (at BUF, vs. DAL). Led or tied for the team lead in special teams tackles four times (at IND, at HOU, at KC, vs. CIN).

- Against N.Y. Giants (9/11), made his NFL debut as a reserve at running back and on special teams.
- At Buffalo (9/19), saw significant action as a reserve at running back and led the team with 37 rushing yards on nine carries. Returned two kickoffs for 40 yards.
- At Indianapolis (10/2), registered four kickoff returns for 105 yards with a long return of 37 yards. Tied for the team lead with a special teams tackle on coverage units. Kickstarted the Titans' third scoring drive with a 37-yard kickoff return in the second quarter.
- At Washington (10/9), recorded two special teams tackles on coverage units.
- Against Indianapolis (10/23), played as a reserve at running back and

caught a five-yard pass. Returned two kickoffs for 45 yards and posted a special teams stop on coverage units.

- At Houston (10/30), led the team with three special teams tackles on coverage units. Returned one kickoff for 17 yards.
- At Kansas City (11/6), led the team with a career-best four special teams tackles. Became the first Titans player with four total special teams tackles in a game since Matthias Farley in 2021. He was the first offensive player for the Titans with four special teams tackles in a game since tight end Craig Stevens had four in 2009. Carried the ball once for five yards and caught one pass for two yards. Returned four kickoffs for 72 yards.
- At L.A. Chargers (12/18), played as a reserve at running back and carried the ball once for eight yards. Snared two receptions for seven yards out of the backfield. Extended the Titans' final touchdown drive with an eight-yard run on third-and-one late in the fourth quarter.
- Against Dallas (12/29), made his first career NFL start at running back and carried the ball 12 times for 40 yards. Snared two receptions for 13 yards. Extended the Titans' touchdown drive with a two-yard rumble on fourth-and-two in the third quarter.

#### COLLEGE:

- During four seasons at Michigan, Haskins appeared in 36 career games with 22 starts at running back and carried the ball 452 times for 2,324 yards and scored 30 rushing touchdowns. Named 2021 first-team All-Big Ten and earned honorable mention all-conference in 2019 and 2020. Registered 10 career 100-yard rushing games. Became the 24th running back in school history to surpass 2,000 rushing yards. Had only 26 negative rushing yards his entire career and did not fumble in 452 rushing attempts.
- As a senior (2021), started all 14 games at running back and carried the ball 270 times for 1,327 yards and scored a school-record 20 rushing touchdowns. Added 18 receptions for 131 yards. Posted four 150-yard rushing efforts and six overall games with more than 100 rushing yards. Had only six negative rushing yards all season. Selected All-Big Ten first team by the coaches and media and Associated Press All-American third team. Received Michigan's Offensive Player of the Year award and was voted by his teammates as the Toughest Player Award winner. Credited with 96 runs resulting in a first down (No. 1 in FBS) and forced 50 missed tackles. Ranked fourth in the NCAA in rushing touchdowns (20) and broke former Wolverine Ron Johnson's school record of 19 which was set in 1968.
- Against Ohio State (11/27/21), posted a career-best 169 rushing yards on 28 carries and tied a Michigan record with five rushing touchdowns. His five rushing scores against the Buckeyes were the most for any opponent ever against Ohio State. Named Big Ten Offensive Player of the Week.
- As a junior (2020), saw action in six games with two starts and received All-Big Ten honorable mention from the coaches and media. Was the team's leading rusher with 375 yards on 61 carries and a team-high six rushing scores. Produced back-to-back 100-yard rushing efforts to conclude the abbreviated campaign.
- As a sophomore (2019), played in 13 games and started six contests at tailback. Named the Most Improved Player on offense and received All-Big Ten honorable mention from the coaches and media. Was the team's second-leading rusher with 121 carries for 622 yards with four touchdowns. Caught six passes for 40 yards out of the backfield.
- As a freshman (2018), earned first varsity letter after playing in three contests. Spent time working with both the running backs and linebackers during the season.
- Majored in American culture at Michigan.

**PERSONAL:**

- Attended Eureka Senior (St. Louis, Mo.) High School and helped lead the team to the 2017 6A State semifinals.
- Selected the 2017 Missouri Football Coaches Association Class 6A Offensive Player of the Year as well as USA Today's Missouri Offensive Player of the Year. Named 2017 Class 6A first-team all-state running back by the Missouri Football Coaches Association and Missouri Media.
- Was a two-time Suburban West American Offensive Player of the Year (2016-17). Selected to the 2017 St. Louis Dispatch All-Metro first team as a senior and earned second-team honors at running back as a junior.
- As a senior (2017), rushed 255 times for 2,197 yards and 31 touchdowns, averaging 8.6 yards per carry. Rushed for 100 yards or more in 12 of 13 contests, including five games with 200 or more rushing yards. Also caught 12 passes for 165 yards and two touchdowns and returned a punt 50 yards for a touchdown. Added 25 tackles with nine sacks and two fumble recoveries on defense.
- As a junior (2016), rushed 242 times for 1,509 yards and 19 touchdowns. Posted nine 100-yard rushing efforts during the season, including seven straight games. Caught 36 passes for 294 yards and two touchdowns. Also registered 34 tackles and 12 sacks.
- Also played basketball and track in high school, finishing second in the high jump in the state championships.
- Follow Haskins on Twitter at @h2\_3125 and on Instagram at @h2\_2535.
- Son of Hassan Haskins and Lynette McAlpine.
- His nickname is H2.
- Born Hassan Askiali Haskins Jr. on Nov. 26, 1999 in St. Louis, Mo.

**HASSAN HASKINS' GAME-BY-GAME**

2022 Tennessee Titans				RUSHING					RECEIVING																				
Date	Opp	W/L	P/S	Att	Yds	Avg	Lg	TD	No	Yds	Avg	Lg	TD																
Sept 11	NYG	L	p	0	0	-	0	0	0	0	-	0	0	Dec 4	@ Phi	L	IA												
Sept 19	@ Buf	L	p	9	37	4.1	9	0	1	0	0.0	0	0	Dec 11	Jax	L	IA												
Sept 25	LV	W	p	0	0	-	0	0	0	0	-	0	0	Dec 18	@ LAC	L	p	1	8	8.0	8	0	2	7	3.5	9	0		
Oct 2	@ Ind	W	p	0	0	-	0	0	0	0	-	0	0	Dec 24	Hou	L	p	0	0	-	0	0	2	17	8.5	9	0		
Oct 9	@ Was	W	p	0	0	-	0	0	0	0	-	0	0	Dec 29	Dal	L	S	12	40	3.3	12	0	2	13	6.5	10	0		
Oct 23	Ind	W	p	0	0	-	0	0	1	5	5.0	5	0	Jan 7	@ Jax	L	p	2	3	1.5	3	0	2	13	6.5	9	0		
Oct 30	@ Hou	W	p	0	0	-	0	0	0	0	-	0	0	<b>Totals</b>				<b>7-10</b>	<b>15/1</b>	<b>25</b>	<b>93</b>	<b>3.7</b>	<b>12</b>	<b>0</b>	<b>11</b>	<b>57</b>	<b>5.2</b>	<b>10</b>	<b>0</b>
Nov 6	@ KC	L	p	1	5	5.0	5	0	1	2	2.0	2	0																
Nov 13	Den	W	p	0	0	-	0	0	0	0	-	0	0																
Nov 17	@ GB	W	p	0	0	-	0	0	0	0	-	0	0																
Nov 27	Cin	L	p	0	0	-	0	0	0	0	-	0	0																

**HASSAN HASKINS' RETURN GAME-BY-GAME**

2022 Tennessee Titans				PUNT RETURNS					KICKOFF RETURNS																						
Date	Opp	W-L	P/S	No	FC	Yds	Avg	Lg	TD	No	Yds	Avg	Lg	TD																	
Sept 11	NYG	L	p	0	0	0	-	0	0	0	0	-	0	0	Nov 27	Cin	L	p	0	0	0	-	0	0	0	0	0	0	0	0	
Sept 19	@ Buf	L	p	0	0	0	-	0	0	2	40	20.0	20	0	Dec 4	@ Phi	L	IA													
Sept 25	LV	W	p	0	0	0	-	0	0	1	29	29.0	29	0	Dec 11	Jax	L	IA													
Oct 2	@ Ind	W	p	0	0	0	-	0	0	4	105	26.3	37	0	Dec 18	@ LAC	L	p	0	0	0	-	0	0	0	0	0	0	0	0	
Oct 9	@ Was	W	p	0	0	0	-	0	0	0	0	-	0	0	Dec 24	Hou	L	p	0	0	0	-	0	0	0	0	0	0	0	0	
Oct 23	Ind	W	p	0	0	0	-	0	0	2	45	22.5	28	0	Dec 29	Dal	L	p	0	0	0	-	0	0	0	0	0	0	0	0	
Oct 30	@ Hou	W	p	0	0	0	-	0	0	1	17	17.0	17	0	Jan 7	@ Jax	L	p	0	0	0	-	0	0	0	0	0	0	0	0	
Nov 6	@ KC	L	p	0	0	0	-	0	0	4	72	18.0	22	0	<b>Totals</b>				<b>7-10</b>	<b>15/1</b>	<b>0</b>	<b>0</b>	<b>0</b>	<b>-</b>	<b>0</b>	<b>0</b>	<b>19</b>	<b>414</b>	<b>21.8</b>	<b>37</b>	<b>0</b>
Nov 13	Den	W	p	0	0	0	-	0	0	1	17	17.0	17	0																	
Nov 17	@ GB	W	p	0	0	0	-	0	0	4	89	22.3	27	0																	

## HASSAN HASKINS' NFL STATISTICS

REGULAR SEASON		RUSHING								RECEIVING				
Year	Team	GP	GS	No	Yds	Avg	Lg	TD	Att	Yds	Avg	Lg	TD	
2022	Tennessee	15	1	25	93	3.7	12	0	11	57	5.2	10	0	
<b>NFL Totals</b>		<b>15</b>	<b>1</b>	<b>25</b>	<b>93</b>	<b>3.7</b>	<b>12</b>	<b>0</b>	<b>11</b>	<b>57</b>	<b>5.2</b>	<b>10</b>	<b>0</b>	

REGULAR SEASON		PUNT RETURNS					KICKOFF RETURNS					
Year	Team	No	FC	Yds	Avg	Lg	TD	No	Yds	Avg	Lg	TD
2022	Tennessee	0	0	0	-	0	0	19	414	21.8	37	0
<b>NFL Totals</b>		<b>0</b>	<b>0</b>	<b>0</b>	<b>-</b>	<b>0</b>	<b>0</b>	<b>19</b>	<b>414</b>	<b>21.8</b>	<b>37</b>	<b>0</b>

### Single-Game Highs

Rushes - 12 vs. Dallas (12/29/22)

Rushing Yards - 40 vs. Dallas (12/29/22)

Long Rush - 12 vs. Dallas (12/29/22)

Receptions - 2 (Four times, last at Jacksonville 1/7/23)

Receiving Yards - 17 vs. Houston (12/24/22)

Long Reception - 10 vs. Dallas (12/29/22)

Kickoff Returns - 4 (Three times, last at Green Bay 11/17/22)

Kickoff Return Yards - 105 at Indianapolis (10/2/22)

Long Kickoff Return - 37 at Indianapolis (10/2/22)

### Additional Statistics

Special Teams Tackles - 13 (2022)





# 22 DERRICK HENRY

**RUNNING BACK • 6'3" • 247 LBS • COLLEGE: ALABAMA**  
**ACQUIRED: 2ND ROUND - 2016 • NFL EXPERIENCE (NFL/TITANS): 8/8**  
**HOMETOWN: YULEE, FLA.**  
**GAMES PLAYED/GAMES STARTED: 102/71 (PLAYOFFS: 7/7)**



**Pro Bowl: 2019, 2020, 2022**



**Captain: 2020, 2021, 2022**



**Community Man of the Year: 2021, 2022**

**PRO:** The Titans selected Heisman Trophy winner Derrick Henry in the second round of the 2016 NFL Draft out of the University of Alabama. The 6-foot-3-inch, 247-pounder is a powerful, downhill runner who displays tremendous speed and balance. The Yulee, Fla., native led the NFL from 2017 to 2022 in rushing yards (7,845), rushing touchdowns (73), rushing yards per game (90.2) and rushing attempts of 10-plus yards (197). Following a foot injury that sidelined him for half the 2021 season, Henry returned to form in 2022, ranking second in the NFL with 1,538 rushing yards and tied for fourth in the league with 13 total touchdowns. In 2021, he led the NFL with 937 rushing yards and 10 rushing touchdowns in the first eight weeks of the season before missing the final nine games of the regular season. In 2020, Henry secured the NFL's rushing title for the second consecutive year after recording 2,027 rushing yards and 17 rushing touchdowns, becoming the eighth player in NFL history to eclipse 2,000 rushing yards in a season. In 2019, Henry was the NFL's leading rusher with 1,540 yards and 16 rushing scores. He racked up 5,860 rushing yards and scored 55 rushing touchdowns during his first five NFL seasons, including consecutive 1,000-yard seasons each year from 2018-20. At Alabama, the Heisman Trophy winner set numerous school and SEC records while leading his team to a National Championship in 2015.

## CAREER HIGHLIGHTS:

- In 2022, Henry was selected to his third career Pro Bowl after finishing second in the NFL with a team-best 1,538 rushing yards and 1,936 yards from scrimmage. He tied for fourth in the NFL with 13 total touchdowns.
- Henry recorded the sixth 200-yard rushing performance of his career during the 2022 campaign tying O.J. Simpson and Adrian Peterson for the most in NFL history.
- With his 13 rushing touchdowns in 2022, he joined LaDainian Tomlinson (nine), Adrian Peterson (seven), Shaun Alexander (five) and Michael Turner (five) as the only players in NFL history to rush for at least 10 touchdowns in five consecutive seasons.
- Henry holds the franchise records for most career touchdowns and most career rushing scores.
- He became the franchise's second player (Earl Campbell) and the 16th NFL player to reach 70 total touchdowns and 7,000 rushing yards within his first seven NFL seasons.
- From 2017-2022, Henry led the NFL in rushing yards (7,845), rushing touchdowns (73), rushing yards per game (90.2) and rushing attempts of 10-plus yards (197).
- Entering 2023, his 8,335 career rushing yards ranked third in franchise annals behind Eddie George (10,009) and Earl Campbell (8,574).
- Henry ranks second in franchise postseason history for career rushing attempts (156), rushing yards (732), and tied for third in rushing touchdowns (four).
- In 2021, Henry led the NFL with 937 rushing yards and 10 rushing touchdowns in the first eight weeks of the season before missing the final nine games of the regular season with a foot injury. He returned to start in the team's divisional playoff contest and rushed for 62 yards and one score.
- In 2020, Henry was named the NFL Offensive Player of the Year, Associated Press first-team All-Pro, and FedEx Ground Player of the Year for the second consecutive season after leading the NFL with a franchise-record 2,027 rushing yards, becoming the eighth player in NFL history to eclipse 2,000 rushing yards in a season. His 2,027 rushing yards gave him the fifth-highest total in NFL history behind Eric Dickerson's 2,105 (1984), Adrian Peterson's 2,097 (2012), Jamal Lewis' 2,066 (2003) and Barry Sanders' 2,053 (1997). Henry broke Chris Johnson's franchise mark of 2,006 rushing yards in 2009.

- Additionally, in 2020 he earned first-team All-Pro honors from Pro Football Focus, Pro Football Writers of America and Sporting News and was the 101 Awards AFC Offensive Player of the Year.
- Henry became the first player to lead the NFL in rushing yards in consecutive seasons (2019-20) since LaDainian Tomlinson (2006-07).
- In 2020, Henry became the fifth all-time NFL player to lead the NFL in rushing yards, attempts and rushing touchdowns in consecutive seasons. The last to do so prior to Henry was Cleveland's Leroy Kelly from 1967 to 1968. The only other players to achieve it are Jim Brown (1958-59), Steve Van Buren (1947-49) and Bill Paschal (1943-44).
- In 2020, Henry recorded three 200-yard rushing games in a season, becoming the fifth player in NFL history to do so, joining Earl Campbell (four in 1980), O.J. Simpson (1973), Tiki Barber (2005) and Jay Ajayi (2016). He became the first player in NFL history with five career games with at least 200 rushing yards and two rushing touchdowns.
- In the 2020 regular season finale at Houston (1/3/21), set the franchise record with 250 rushing yards, breaking his own club record of 238 rushing yards (12/6/18 vs. Jacksonville). Henry's 250 rushing yards tied for the 13th-best single-game total in the NFL since 1948.
- Henry set a career high with 17 rushing touchdowns in 2020, finishing with the second-best total in franchise history behind Earl Campbell's 19 rushing touchdowns in 1979.
- In 2020, Henry totaled 1,221 rushing yards in road games, the most by any NFL running back since 1948. The previous high was held by Eric Dickerson (1,087 in 1984). Dating back to 2019, he had a streak of nine consecutive road games with at least 100 rushing yards, passing Chris Johnson (eight games from 2009-10) for the second-longest such streak in NFL history behind only Barry Sanders' 10-game road streak (from 1996-97).
- Henry totaled 2,141 scrimmage yards (2,027 rushing and 114 receiving) in 2020 to finish second in franchise history behind Chris Johnson's 2,509 scrimmage yards in 2009.
- Recorded 10 total 100-yard rushing games in 2020 to tie Earl Campbell (1980) for the third-most in franchise history. Only Campbell in 1979 (11) and Chris Johnson in 2009 (12) had more.
- Henry became the NFL's first player to rush for at least 175 and two touchdowns four times in a season in 2020.
- In 2020, Henry joined Terrell Davis (1997-98), Shaun Alexander (2004-05) and Larry Johnson (2005-06) as the only players in NFL history to rush for 1,500 yards and 15 touchdowns in two consecutive seasons.
- From 2019-20, Henry established a streak of 20 consecutive games in the regular season and playoffs with at least 18 rushing attempts, the second-longest streak of its kind in the NFL since 1948. The only player with more consecutive 18-carry games in the regular season and postseason was Emmitt Smith, whose streak was 23 games with the Dallas Cowboys from 1995 to 1996.
- In 2020, he became the first player in NFL history to produce more than one overtime touchdown run in a season. He joined LaDainian Tomlinson as the NFL's only players with multiple career touchdown runs in overtime. Tomlinson had three during his career.
- In 2020, Henry joined Bo Jackson, Ahman Green, Chris Johnson and Lamar Miller as the only NFL players to record two career rushing touchdowns of at least 90 yards. Henry joined Miller (two 97-yard touchdown runs) as the only players to ever record multiple touchdown runs of at least 94 yards.
- In 2019, Henry was the NFL's leading rusher with a then career-best 1,540 rushing yards on a career-high 303 carries for a career-high 16

rushing touchdowns.

- In 2019, Henry received numerous awards and recognition, including the NFL's FedEx Ground Player of the Year, second-team All-Pro by the Associated Press and his first career Pro Bowl selection.
- In 2019, led the AFC, ranked third in the NFL, and led the team with a career-high 18 total touchdowns.
- Ranked second in the AFC and fourth in the NFL with a career-high 1,746 yards from scrimmage in 2019.
- In 2019, Henry recorded eight 100-yard rushing performances including the postseason.
- In 2019, moved into fifth place on the franchise's all-time rushing touchdowns list after passing Lorenzo White (29) against Kansas City (11/10/19). In the same game, Henry also became the ninth player in franchise history to reach 3,000 career rushing yards.
- In Week 17 of the 2019 season, he was named AFC Offensive Player of the Week after his performance at Houston (12/29/19), where he rushed a season-high 32 times for a season-best 211 yards with three touchdowns to secure the NFL's rushing title.
- In 2019, became the sixth player in franchise history with at least 12 touchdowns in two or more consecutive seasons.
- In 2019, joined Napoleon Kaufman (1997-99) and Robert Smith (1997-2000) as the only players in NFL history to record a rushing touchdown of at least 70 yards in three consecutive seasons.
- Passed Steve McNair (3,439 career rushing yards) for sixth place on the team's all-time rushing list, and later passed Hoyle Granger (3,514) for fifth place on the team's all-time rushing list in 2019.
- In 2019, Henry started all three of the team's playoff games and finished the postseason with 83 carries for a league-best 446 yards and two touchdowns, all of which set career-highs. His 446 rushing yards in the postseason ranked second in franchise playoff history behind Eddie George's 449 rushing yards during the 1999 playoffs.
- In 2019, during Wild Card Weekend at New England (1/4/20), Henry set a then-franchise playoff record with 182 rushing yards on 34 carries and a touchdown, which marked the second-most yards on the road in an NFL playoff game since 1950. The following week during the Divisional Round at Baltimore (1/11/20), set a franchise playoff record with 195 rushing yards on 30 carries.
- In 2018, Henry was named to the PFWA All-AFC team after setting then single-season career highs in carries (215), rushing yards (1,059), rushing long (99t), and touchdowns (12).
- 2018 marked Henry's first career 1,000-yard season. He finished sixth in the NFL in rushing yards.
- In 2018, named AFC Offensive Player of the Week for Week 13 after collecting a franchise-best 238 rushing yards with a franchise-tying four rushing touchdowns against Jacksonville on Thursday Night Football (12/6). In the same game, he scored four rushing touchdowns to tie the franchise's single-game record (Earl Campbell, Lorenzo White).
- In Week 13 of the 2018 season, recorded the second 99-yard touchdown run in NFL history (Tony Dorsett). The run also set the mark for the longest touchdown run in franchise history and tied for the longest scrimmage play in NFL history. He also became the second player in NFL history with a rushing touchdown of at least 90 yards and a rushing touchdown of at least 50 yards in the same game (Chris Johnson).
- In 2018, named AFC Offensive Player of the Month for December after registering 97 carries for 625 yards and eight touchdowns.
- In 2018, became the seventh NFL player since the 1970 AFL-NFL merger with at least four rushing touchdowns and at least 200 rushing yards in a game (Clinton Portis, Barry Sanders, Doug Martin, Jonas Gray, Mike Anderson and Corey Dillon). Henry became the first to accomplish the feat in fewer than 20 carries (17).
- In 2017, Henry led the Titans with 744 rushing yards on 176 carries, and he rushed for five touchdowns for the second consecutive season.
- In the team's Wild Card playoff victory at Kansas City on Jan. 6, 2018, Henry recorded a franchise postseason record of 191 scrimmage yards (156 rushing, 35 receiving), breaking a 57-year-old postseason record set on Jan. 1, 1961, when Billy Cannon had 178 scrimmage yards against the Los Angeles Chargers. Henry's 156 rushing yards ranked second in franchise postseason history (162 by Eddie George on Jan. 16, 2000).
- In 2016, Henry rushed for 490 yards and five touchdowns to become the third rookie for the franchise in the "Titans era" to score at least five touchdowns in a season, joining Vince Young (seven rushing touchdowns in 2006) and Chris Johnson (nine rushing and one receiving in 2008).

- Despite playing just three seasons and not seeing extensive action in his first campaign at Alabama, Henry finished his career as the school's all-time rushing leader with 3,591 yards.
- As a senior in 2015, Henry claimed the Heisman Trophy and led his team to the College Football Playoff National Championship. He also won the Doak Walker and Maxwell Award and was selected as the Walter Camp Player of the Year after rushing for an Alabama and Southeastern Conference record 2,219 yards.

#### TITANS TIDBITS:

- In high school, Henry broke the 51-year-old national high school rushing record with 12,124 yards after compiling 4,261 rushing yards as a senior.
- Henry sealed an Iron Bowl victory with an epic, career-best 271 rushing yards against the Tigers in 2015. He put the Crimson Tide on his back by carrying the ball a school-record 46 times. His 271 rushing yards were 11 more yards than Auburn had in total offense (260). He ended the game with 14 consecutive rushes to run out the clock.
- His late grandmother, Gladys Henry, helped raise him and played a key inspirational role in his development. In 2018, he fulfilled a promise to her and graduated from Alabama with his bachelor's degree. He has a portrait tattoo of her on his chest.
- Gladys Henry nicknamed him "Shocka" as a baby because he "shocked the whole family" when he was born.
- Henry has been growing out his hair since he was in elementary school.
- In 2021 and 2022, Henry was named the Titans nominee for the Walter Payton Man of the Year. Henry is the founder of the Two All Foundation, which exists to level the playing field for today's youth by giving back to both the Nashville community and Henry's hometown of Yulee, Fla.
- Henry is a minority owner of Nashville SC. He became only the fourth NFL player in history to serve as an owner of an MLS team.

#### CAREER TRANSACTIONS:

- The Yulee, Fla., native was selected by the Titans in the second round (45th overall) the 2016 NFL Draft.

#### SEASON RECAPS:

- 2022 (16/16):** Named to his third career Pro Bowl. Ranked second in the NFL with a team-best 1,538 rushing yards and 1,936 yards from scrimmage. Tied for fourth in the NFL with 13 total touchdowns. Tied for third on the team with a career-high 33 receptions for a career-best 398 receiving yards. Completed both of his pass attempts for four yards with a touchdown. Has 37 career 100-yard rushing performances (including the playoffs), including nine in 2022 (at IND, at WAS, vs. IND, at HOU, at KC, vs. JAX, at LAC, vs. HOU, at JAX). Led the team in rushing yards 14 times in 2022 (vs. NYG, vs. LV, at IND, at WAS, vs. IND, at HOU, at KC, vs. DEN, at GB, vs. CIN, vs. JAX, at LAC, vs. HOU, at JAX). Led or tied for the team lead in receptions three times in 2022 (vs. LV, vs. IND, at LAC). Led the team lead in receiving yards twice in 2022 (vs. CIN, at LAC). Became the franchise's second player (Earl Campbell) and the 16th NFL player to reach 70 total touchdowns and 7,000 rushing yards within his first seven NFL seasons. Set the franchise's all-time career touchdown record (75) with a pair of rushing scores at Houston (10/30/22). Recorded the sixth 200-yard rushing performance of his career at Houston (10/30/22) to tie O.J. Simpson and Adrian Peterson for the most in NFL history. Named AFC Offensive Player of the Month for October after rushing for 563 yards with five rushing touchdowns in four Titans' victories. With his 10th touchdown of the season at Green Bay (11/17/22), he joined LaDainian Tomlinson (nine), Adrian Peterson (seven), Shaun Alexander (five) and Michael Turner (five) as the only players in NFL history to rush for at least 10 touchdowns in five consecutive seasons.
- Against Las Vegas (9/25), led the team with 85 rushing yards on 20 carries with a touchdown. Led the team with five receptions for 58 yards. Recorded his 18th career game with at least 140 scrimmage yards. Increased the Titans' lead to 14-3 with a one-yard touchdown plunge early in the second quarter. Scored his 70th career touchdown (67th rushing touchdown) becoming the third Titans/Oilers player to reach the end zone 70 times with the franchise.
  - At Indianapolis (10/2), carried the ball 22 times for 114 yards with a touchdown. Hauled in three receptions for 33 yards out of the backfield. Gave the Titans a 14-0 advantage with a 19-yard touchdown sprint off right end in the first quarter. On a 12-yard run in the first quarter, he became the fourth player in franchise history to reach 7,000 career rushing yards.

- At Washington (10/9), rushed 28 times for 102 yards with a pair of touchdown runs. Hauled in two receptions for 30 yards. Gave the Titans a 14-10 halftime lead with a one-yard touchdown rumble late in the second quarter. Scored the game-winning touchdown on a one-yard plunge late in the third stanza. Joined Earl Campbell as the franchise's only players to reach 70 career rushing touchdowns.
- Against Indianapolis (10/23), carried the ball 30 times for 128 yards. Logged his third consecutive 100-yard rushing game and his 31st career 100-yard rushing game. Tied for the team lead with three catches for 10 yards. Helped seal the victory with a pair of first downs late in the fourth quarter—first on an 11-yard carry and then a 21-yarder.
- At Houston (10/30), named AFC Offensive Player of the Week after rushing for 219 yards and two touchdowns on a season-high 32 carries. Set the franchise's all-time career touchdown record with a pair of rushing scores. Recorded the sixth 200-yard rushing performance of his career to tie O.J. Simpson and Adrian Peterson for the most in NFL history. He logged his fourth consecutive 200-yard rushing game against the Texans. Registered his sixth career game with at least 200 rushing yards and at least two rushing touchdowns, the most in the NFL since 1950. Kickstarted his big day on the ground with a 41-yard jaunt up the middle on the second play from scrimmage. Gave the Titans a 7-3 lead with a 29-yard touchdown run in the second quarter. On fourth-and-goal in the third quarter he reached the end zone on a one-yard run to score his 75th career touchdown (72 rushing and three receiving), breaking Eddie George's franchise touchdown mark (74). Helped seal the victory with seven carries for 64 rushing yards on the Titans' final field goal drive, including a 17-yard rumble on third-and-two in the fourth quarter.
- At Kansas City (11/6), led the team with 115 rushing yards on 17 carries with two rushing scores. Scored his 73rd career rushing touchdown on a four-yard carry in the second quarter and his 74th career rushing touchdown on a one-yard run in the second quarter. In doing so, he passed Earl Campbell (73) for the most rushing touchdowns in franchise history. Cut the Chiefs' lead to 9-7 with a four-yard touchdown plunge out the KingCat in the second stanza. Jumpstarted the Titans' second touchdown drive with a 56-yard sprint off right tackle in the second quarter. Gave the Titans a 14-9 lead with a one-yard touchdown run in the second quarter. Hit the 100-yard rushing mark on the final play of the third quarter to tally his fifth consecutive 100-yard rushing game, which tied for the best streak of his career (five games in 2021).
- At Green Bay (11/17), carried the ball 28 times for 87 yards with a touchdown. Completed both of his passes for four yards with a touchdown. Hauled in two catches for 45 yards. Increased the Titans' lead to 14-6 with a four-yard touchdown rumble late in the second quarter. Set up the Titans' third touchdown with a 42-yard gain on a screen pass in third quarter. Gave the Titans a 20-9 lead with a three-yard touchdown pass to Austin Hooper in the third quarter.
- Against Jacksonville (12/11), rushed 21 times for 121 yards with a touchdown. Hauled in three passes for 34 yards. Passed Chris Johnson (7,965) for third place on the franchise's all-time career rushing list. His 96 rushing yards in the first quarter set a career high for rushing yards in the opening quarter. Gave the Titans an early 7-0 lead with a three-yard touchdown rumble in the opening quarter. Set up the Titans' second touchdown with a 50-yard scamper down the right sideline in the first quarter.
- At L.A. Chargers (12/18), played in his 100th career regular season game and carried the ball 21 times for 104 yards with a touchdown. Tied for the team lead with four catches for a team-best 59 receiving yards. Became the seventh player in NFL history to record 8,000 rushing yards and 75 rushing touchdowns (77) within his first 100 NFL games. Evened the score at 7-7 with a four-yard touchdown run on a direct snap in the first stanza.
- Against Houston (12/24), rushed 23 times for 126 yards with a touchdown. Caught two passes out of the backfield. Gave the Titans an early 7-0 lead with a 48-yard touchdown jaunt off right guard in the first quarter.
- At Jacksonville (1/7), carried the ball 30 times for 109 yards and hauled in one reception for 19 yards.

**2021 (8/8, 1/1):** Honored as the team's Walter Payton Man of the Year nominee. Started the first eight games of the season and led the NFL with 937 rushing yards, 1,091 yards from scrimmage, 10 touchdowns and 56 total first downs before being placed on injured reserve on Nov. 1. Hauled in 18 receptions for 154 yards. Missed the final nine regular season games before returning as a starter for the postseason contest and rushing for 62

yards on 20 carries with a touchdown. Has 28 career 100-yard rushing performances (including the playoffs), including five in 2021 (at SEA, vs. IND, at NYJ, at JAX, vs. BUF). Henry joined Eddie George (10,009), Earl Campbell (8,574) and Chris Johnson (7,965) as the only players in franchise history to reach 6,000 career rushing yards. Led the team in rushing yards eight times in 2021 (vs. ARI, at SEA, vs. IND, at NYJ, at JAX, vs. BUF, vs. KC, at IND). Tied for the team lead in receptions once in 2021 (at SEA). Ranks second in franchise history with 65 career rushing touchdowns.

- Against Arizona (9/12), carried the ball 17 times for 58 yards and hauled in three passes for 19 yards.
- At Seattle (9/19), named AFC Offensive Player of the Week after leading the team with 182 rushing yards on a career-high 35 carries with three touchdowns. Snared a career-best six receptions for 55 yards. Kept the Titans' first touchdown drive alive with a four-yard run on third-and-one in the third quarter. Became the fourth player in NFL history with 10 career games with at least 150 rushing yards and two rushing touchdowns, joining Jim Brown (13), LaDainian Tomlinson (12) and Barry Sanders (10). Cut the Seahawks' lead to 24-16 with a nine-yard touchdown run in the third stanza. On his first touchdown of the day, he passed Chris Johnson (58) for third place on the team's all-time touchdowns list. Rumbled for a 60-yard touchdown run down the left sideline early in the fourth quarter. Converted a key third-and-one late in the fourth quarter with a four-yard run down to the Seahawks' one-yard line. Tied the score at 30-30 with a one-yard touchdown plunge with 29 seconds remaining in regulation. Rushed four times for 21 yards during the game-winning scoring drive in overtime.
- Against Indianapolis (9/26), led the team with 113 rushing yards on 28 carries. Snared three receptions for 31 yards. Extended the Titans' second touchdown drive with an eight-yard run on third-and-one in the second quarter. Made it a two-possession game at 22-13 with a two-point conversion run in the fourth quarter.
- At N.Y. Jets (10/3), led the team with 157 rushing yards on 33 carries with a score. Became the third player in NFL history with at least 150 rushing yards in three consecutive road games, joining Earl Campbell and O.J. Simpson. Hauled in two passes for 20 yards out of the backfield. Rushed four times for 50 yards during the Titans' initial touchdown drive. Gave the Titans a 17-10 lead with a one-yard touchdown plunge early in the fourth quarter.
- At Jacksonville (10/10), led the team with 130 rushing yards on 29 carries with three rushing scores. Increased the Titans' lead to 14-6 with a one-yard touchdown plunge on the first play of the second quarter. Made the score 31-13 with a nine-yard touchdown run in the third stanza. Sealed the victory with a 10-yard touchdown jaunt late in the fourth quarter. With his first rushing touchdown of the day, he became the third player in franchise history to reach 60 rushing touchdowns, joining Earl Campbell (73) and Eddie George (64).
- Against Buffalo (10/18), named AFC Offensive Player of the Week for the second time in 2021. Carried the ball 20 times for a team-best 143 rushing yards with three rushing scores, while setting a career-best with his fifth consecutive 100-yard rushing performance. Joined Eric Dickerson as the NFL's only players since 1960 with 750 rushing yards and 10 rushing touchdowns in the first six games of a season. Hauled in two passes for 13 yards. Gave the Titans a 7-6 lead with a 76-yard touchdown run up the middle in the second quarter. It was the third-longest touchdown run of his career. The run was his fourth career rushing touchdown of at least 75 yards and his fifth overall touchdown of at least 75 yards (one receiving). Helped the Titans re-gain the lead with a three-yard touchdown rumble off left tackle in the third quarter. Scored the eventual game-winning touchdown on a 13-yard blast off left tackle in the fourth quarter. Passed Eddie George (64) for second place on the franchise rushing touchdowns list.
- Against Kansas City (10/24), led the team with 86 rushing yards on 29 carries. Threw his first career regular season touchdown pass. Hauled in two receptions for 16 yards. Gave the Titans an early 7-0 lead with a five-yard touchdown pass to MyCole Pruitt in the first quarter. Extended the Titans' final scoring drive with a four-yard run on third-and-one late in the second quarter.
- At Indianapolis (10/31), led the team with 68 rushing yards on 28 carries. Of all players in NFL history with a 2,000-yard rushing season, his 937 rushing yards in 2021 are the most of any player in their first eight games in the season after hitting the 2,000-yard mark. Kept a Titans' fourth-quarter scoring drive alive with a three-yard run on third-and-one early in the final quarter.
- Against Cincinnati (1/22), returned to the lineup for the first time since Oct. 31 and rushed 20 times for 62 yards with a touchdown. Ranks second

in franchise postseason history with 732 career rushing yards. Evened the score at 6-6 by taking a direct snap and rumbling for a three-yard touchdown run in the second quarter.

**2020 (16/16, 1/1):** Named NFL Offensive Player of the Year, selected Associated Press first-team All-Pro and named to his second career Pro Bowl. Name NFL's FedEx Ground Player of the Year for the second consecutive season. Started all 16 games and led the NFL with a franchise-record 2,027 rushing yards becoming the eighth player in NFL history to eclipse 2,000 rushing yards in a season. Became the first player since LaDainian Tomlinson (2006-07) to lead the NFL in rushing yards in consecutive seasons. Became the fifth all-time NFL player to lead the NFL in rushing yards, attempts and rushing touchdowns in consecutive seasons and the first since 1967-68. Led the NFL with 2,141 yards from scrimmage which ranks second in franchise history. Led the NFL with a career-high 17 rushing touchdowns. Started the postseason contest and rushed 18 times for 40 yards with three receptions for 11 yards. Led the team in rushing yards 17 times in 2020 (at DEN, vs. JAX, at MIN, vs. BUF, vs. HOU, vs. PIT, at CIN, vs. CHI, vs. IND, at BAL, at IND, vs. CLE, at JAX, vs. DET, at GB, at HOU, vs. BAL). Named AFC Offensive Player of the Month for October after averaging a league-high 114.7 rushing yards per game, totaling an AFC-high 344 yards on 61 attempts and scoring an NFL-best five rushing touchdowns. Became the third player in franchise history to rush for 1,200 yards and 10 touchdowns in at least two consecutive seasons. Passed Lorenzo White (4,079 career rushing yards) for fourth place on the franchise's all-time rushing list at Minnesota (9/27/20). Became the fourth player in franchise history to hit 40 career rushing touchdowns at Minnesota (9/27/20). Registered his 50th career touchdown (rushing and receiving) at Baltimore (11/22/20), becoming the fifth player in franchise history to score at least 50 career touchdowns of any kind. Became the first player in NFL history with multiple game-winning overtime touchdowns in a single season (vs. HOU, at BAL). Went over the 5,000-yard career rushing mark and became the fourth player in franchise history to reach the plateau at Indianapolis (11/29/20). Logged his fourth career game with at least 200 rushing yards and two touchdowns at Jacksonville (12/13/20), becoming the NFL's first player to record four such performances, breaking Jim Brown's NFL record of three games that was later matched by Barry Sanders and LaDainian Tomlinson. Became the NFL's fifth player to rush for at least 175 and two touchdowns three times in a season, joining Baltimore's Jamal Lewis (2003), the New York Giants' Joe Morris (1986), San Diego's LaDainian Tomlinson (2006) and Miami's Ricky Williams (2002).

- At Denver (9/14), led the team with 116 rushing yards on 31 carries. Caught three passes for 15 yards out of the backfield. Became the third player in franchise history to record 10 consecutive regular season games with at least 80 scrimmage yards. Extended the Titans' initial scoring drive with an 11-yard rush on third-and-one in the second quarter.
- Against Jacksonville (9/20), rushed 25 times for 84 yards. Became the second player in franchise history to record 11 consecutive regular season games with at least 80 scrimmage yards. Extended the Titans' third touchdown drive with a seven-yard run on third-and-three in the second quarter.
- At Minnesota (9/27), rushed 26 times for 119 yards with two touchdowns. Snared two passes for 11 yards. Extended the Titans' scoring drive in the second quarter with a one-yard rush on fourth-and-one. Cut the Vikings' lead to 24-19 with a one-yard touchdown plunge in the third quarter. Gave the Titans a 25-24 lead with a one-yard touchdown rumble late in the third stanza.
- Against Buffalo (10/13), started at running back and carried the ball 19 times for 57 yards with two touchdowns. It was his 10th career game with at least two rushing touchdowns. Caught one pass for six yards. Gave the Titans a 14-7 advantage with a one-yard touchdown plunge on the third play of the second quarter. Increased the Titans lead to 35-16 with a nine-yard touchdown jaunt off right end in the final quarter.
- Against Houston (10/18), named AFC Offensive Player of the Week after recording 22 carries for a team-best 212 yards and two touchdowns, recording his third career 200-yard rushing game. His 212 rushing yards rank fifth in franchise history, and he now owns three of the top six single-game rushing performances in team annals. Kickstarted the Titans' second touchdown drive with a 34-yard run up the middle in the first quarter. Extended the Titans' second touchdown drive with a two-yard rumble on third-and-one in the opening quarter. Allowed the Titans to regain the lead with a 94-yard touchdown run in the fourth quarter. Became the fifth NFL player to record two career rushing touchdowns of 90 or more yards. Kickstarted the Titans' game-winning drive with a 53-yard catch-and-run

down the right sideline in overtime. Sealed the 42-36 victory with a game-winning five-yard touchdown run out the Wildcat formation in overtime.

- Against Pittsburgh (10/25), started at running back and rushed 20 times for 75 yards with a score. Caught two passes out of the backfield. Cut the Steelers lead to 27-24 with a one-yard touchdown plunge in the fourth quarter.
- At Cincinnati (11/1), led the team with 112 rushing yards on 18 carries with a score. Rushed seven times for 46 yards during the Titans' initial scoring drive in the second quarter. Extended the Titans initial touchdown drive with a four-yard run on third-and-one. Cut the Bengals' lead to 10-7 with a three-yard touchdown jaunt off right guard in the second quarter. Kept the Titans' second touchdown drive alive with a seven-yard run on third-and-one in the fourth quarter.
- Against Chicago (11/8), rushed 21 times for a team-high 68 yards. Extended the Titans' first touchdown drive with a two-yard run on third-and-two in the second quarter. Kickstarted the Titans' final touchdown drive with a 26-yard jaunt off right end in the fourth quarter.
- Against Indianapolis (11/12), led the team with 103 rushing yards on 19 carries. Hauled in one pass for six yards.
- At Baltimore (11/22), carried the ball 28 times for 133 yards with the game-winning score, his 50th career touchdown. Extended a Titans' scoring drive with a three-yard run on third-and-one late in the second quarter. Ran for a 24-yard gain in the fourth quarter, which put him over the 1,000-yard rushing mark for the third consecutive season. Gave the Titans a 30-24 victory with a 29-yard game-winning, walkoff touchdown run in overtime.
- At Indianapolis (11/29), led the team with 178 rushing yards on 27 carries with three rushing scores. Extended his streak to eight consecutive regular season road games with at least 100 rushing yards. Registered his third career game with at least three rushing touchdowns. Caught two passes for seven yards. Gave the Titans an early 7-0 lead by taking a sweep lateral and sprinting 12 yards for the opening touchdown. Increased the Titans lead to 21-14 with a one-yard touchdown run off right end in the second quarter. On his second touchdown of the day, he passed Charlie Hennigan (51) for fourth place on the franchise's all-time touchdowns list. Kickstarted the Titans' fourth touchdown drive with a 31-yard jaunt off right tackle in the second stanza. Slashed his way to an 11-yard touchdown run and a 28-14 lead with less than two minutes remaining in the first half.
- At Jacksonville (12/13), carried the ball 26 times for 215 yards (8.3 avg.) with two touchdowns. Logged his fourth career game with at least 200 rushing yards and two touchdowns, becoming the NFL's first player to record four such performances, breaking Jim Brown's NFL record of three games that was later matched by Barry Sanders and LaDainian Tomlinson. Registered his ninth consecutive road game with at least 100 rushing yards. Caught two passes for seven yards out of the backfield. Increased the Titans lead to 14-3 with a 36-yard touchdown run up the middle late in the second quarter. Set up the Titans third touchdown of the day with a 47-yard scamper down to the Jaguars' five-yard line early in the third stanza. Gave the Titans a commanding 31-3 advantage with a one-yard touchdown plunge in the third quarter.
- Against Detroit (12/20), rushed 24 times for 147 yards with a touchdown. Caught two passes for five yards. Gave the Titans an early 7-0 lead with a three-yard score off left end for his 15th rushing touchdown of the season. With the touchdown, he joined Terrell Davis (1997-98), Shaun Alexander (2004-05) and Larry Johnson (2005-06) as the only players in NFL history to rush for 1,500 yards and 15 touchdowns in two consecutive seasons. Set up a Titans' touchdown with a 33-yard run down to the Lions' three-yard line on third-and-one on the first play of the fourth quarter. Increased the Titans' lead to 32-18 with a two-point conversion plunge early in the fourth quarter.
- At Green Bay (12/27), rushed 23 times for 98 yards.
- At Houston (1/3), named AFC Offensive Player of the Week after carrying the ball 34 times for a franchise-record 250 rushing yards with two touchdowns in the Titans' division-clinching victory and in the process became the eighth player in NFL history to eclipse 2,000 rushing yards in a season. Became the first player in NFL history with five career games with at least 200 rushing yards and two rushing touchdowns. Gave the Titans a 10-3 lead with a 52-yard touchdown jaunt off right tackle on the first play of the second quarter. Set up the Titans' second touchdown of the afternoon with a 28-yard run to the Texans' one-yard line in the second stanza. Extended the Titans' lead to 24-9 with a six-yard touchdown run off left end in the third quarter. Set up a Titans' touchdown in the third quarter with a 45-yard rumble down the right sideline to the Houston five-yard line in the third quarter.
- Against Baltimore (1/10) in the Wild Card game, rushed 18 times for 40 yards and caught three passes for 11 yards.

**2019 (15/15, 3/3):** Named the NFL's FedEx Ground Player of the Year. Named second-team All-Pro by the Associated Press. Selected to his first career Pro Bowl. Started 15 games at running back and led the NFL with a career-best 1,540 rushing yards. Led the AFC, ranked third in NFL and led the squad with a career-high 18 total touchdowns. Hauled in 18 receptions for 206 yards with two receiving touchdowns. Ranked second in the AFC and fourth in the NFL with a career-best 1,746 yards from scrimmage. Has posted 24 rushing touchdowns in his past 20 regular season games, which leads the NFL in that time period. Finished with the fourth-best rushing yardage total in franchise history and second in franchise history with 16 rushing touchdowns. Was inactive for one contest. Started all three playoff contests and finished the postseason with 83 rushing attempts for a league-best 446 yards and two touchdowns. His rushing yardage total ranked second in franchise postseason history behind Eddie George's 449 rushing yards during the 1999 playoffs. Hauled in five passes for 21 yards and threw a three-yard touchdown pass. Led the team in rushing yards 17 times in 2019 (at CLE, vs. IND, at ATL, vs. BUF, at DEN, vs. LAC, vs. TB, at CAR, vs. KC, vs. JAX, at IND, at OAK, vs. HOU, at HOU, at NE, at BAL, at KC). Tied for the team lead in receptions once in 2019 (at BAL). With two rushing touchdowns against Kansas City (11/10/19), passed Lorenzo White (29) for fifth place on the franchise's all-time rushing touchdowns list. Became the sixth player in franchise history with at least 12 touchdowns in two or more consecutive seasons. With his 74-yard touchdown run against Jacksonville (11/24/19), he joined Napoleon Kaufman (1997-1999) and Robert Smith (1997-2000) as the only players in NFL history to record a rushing touchdown of at least 70 yards in three consecutive seasons. Passed Steve McNair (3,439 career rushing yards) for sixth place on the team's all-time rushing list and later passed Hoyle Granger (3,514) for fifth place on the team's all-time rushing list at Oakland (12/8/19). Set a franchise playoff record with 182 rushing yards at New England (1/4/20) and then reset it with 195 rushing yards at Baltimore (1/11/20).

- At Cleveland (9/8), started at running back and rushed a game-high 19 times for a team-best 84 yards with a touchdown. Snared one reception for a career-best 75-yard touchdown. It was his first career performance with a rushing touchdown and receiving touchdown in a game. Gave the Titans a 10-6 lead with a one-yard touchdown plunge in the second quarter. Answered a Browns touchdown with a 75-yard touchdown reception on a screen to give the Titans a 22-13 lead late in the third quarter.
- Against Indianapolis (9/15), started at running back and led the team with 82 rushing yards on 15 carries with a touchdown. Caught two passes for 12 yards. Gave the Titans a 14-13 lead with a one-yard touchdown plunge in the third stanza.
- At Atlanta (9/29), started at running back and led the team with 100 rushing yards on 27 carries. Hauled in one reception for eight yards out of the backfield.
- Against Buffalo (10/6), started at running back and led the team with 78 rushing yards on 20 carries with a touchdown. Rumbled for 24 yards on a rush off right end late in the first quarter. Evened the score at 7-7 with a one-yard touchdown plunge on third-and-one in the third quarter.
- Against L.A. Chargers (10/20), started at running back and led the team with 90 rushing yards on 22 rushes with a touchdown. Snagged one reception for 18 yards. Extended the Titans' lead to 23-13 with an 11-yard touchdown rumble off left end in the fourth quarter. On an eight-yard run in the fourth quarter, he passed Ronnie Coleman (2,769 career rushing yards) for ninth place on the franchise's all-time rushing list.
- At Carolina (11/3), started at running back and carried the ball 13 times for 63 yards with a touchdown. Snared three passes for 36 yards with a receiving score. During the Titans' initial touchdown drive in the third quarter, rushed seven times for 47 yards and finished the march with an eight-yard touchdown run up the middle. Cut the Panthers' lead to 24-14 with a 23-yard touchdown reception on a screen early in the final quarter.
- Against Kansas City (11/10), started at running back and rushed 23 times for a then-season-best 188 rushing yards with two touchdowns. Caught two passes for three yards. Gave the Titans a 20-19 with a 68-yard touchdown run up the middle in the third quarter. On his 68-yard touchdown, became the ninth player in franchise history to reach 3,000 career rushing yards. Cut the Chiefs' lead to 29-27 with a one-yard touchdown plunge midway through the fourth quarter.
- Against Jacksonville (11/24), started at running back and rushed 19 times for 159 yards with two touchdowns. Caught one pass for 16 yards. Set up the Titans' second touchdown with a pass to Jonnu Smith which drew a 16-yard pass interference penalty in the end zone in the third quarter. Broke the game open with a 74-yard touchdown run down the left sideline in the third quarter. Less than 30 seconds later after a Titans' fumble

recovery on the ensuing kickoff, gave the team a commanding 28-3 lead with a seven-yard touchdown plunge.

- At Indianapolis (12/1), started at running back and carried the ball 26 times for 149 yards with a touchdown. Tied for the team lead with three receptions for 17 yards. Posted his third consecutive 100-yard+ rushing performance. Kept the Titans' opening touchdown drive alive with a three-yard run on third-and-one in the first quarter. Kickstarted the Titans' second touchdown march with a 34-yard run off right end in the third stanza. Cut the Colts lead to 17-14 with a 13-yard touchdown jaunt on fourth-and-one in the third quarter.
- At Oakland (12/8), started at running back and posted his fourth consecutive 100-yard rushing performance with a team-best 103 yards on the ground on 18 carries with two rushing scores. Caught one pass for six yards. Extended the Titans' first touchdown drive with a 12-yard rumble on third-and-one in the opening quarter. Evened the score at 7-7 with a 12-yard touchdown run off left end in the opening quarter. Gave the Titans a 28-21 lead with a 10-yard touchdown jaunt up the middle in the third stanza.
- At Houston (12/29), named AFC Offensive Player of the Week. Rushed a season-high 32 times for a season-best 211 yards with three touchdowns to become the NFL's leading rusher in 2019. Carried the ball seven times for 46 yards during the Titans' touchdown march to start the second half. Increased the Titans lead to 21-7 with a three-yard touchdown plunge in the third quarter. Gave the Titans a 28-14 advantage with a one-yard touchdown run early in the final stanza. Sealed the victory and captured the 2019 NFL rushing title with a 53-yard touchdown jaunt late in the fourth quarter.
- At New England (1/4), started at running back and led the team with a then franchise playoff record 182 rushing yards on 34 carries with a touchdown. Snared a 22-yard reception out of the backfield. Rushed for the second-most yards on the road in an NFL playoff game since 1950. Fueled the Titans' opening touchdown march with seven carries for 49 yards. Kickstarted the Titans' second touchdown drive with a 29-yard jaunt off right tackle in the second quarter. Set up the Titans' second touchdown with a 22-yard catch on a screen down to the Patriots' one-yard line late in the second quarter. Gave the Titans a 14-13 lead with a one-yard touchdown plunge late in the second stanza. Accounted for all 75 yards during the Titans' second touchdown drive.
- At Baltimore (1/11), started at running back. Collected a franchise postseason record 195 rushing yards on 30 carries and threw his first career touchdown pass. Tied for the team lead with two catches for seven yards. Set up the Titans' third touchdown of the afternoon with a 66-yard jaunt up the middle to the Ravens' six-yard line in the third quarter. Extended the Titans lead to 21-6 with a three-yard touchdown pass to Corey Davis out of the wildcat formation midway through the third stanza.
- At Kansas City (1/19), started at running back and rushed 19 times for 69 yards with a touchdown. Hauled in two passes for minus-eight yards. Gave the Titans a 10-0 lead with a four-yard touchdown run on a direct snap in the first quarter. Extended the Titans' second touchdown drive with a three-yard run on third-and-one in the second stanza.

**2018 (16/12):** Named to the PFWA's All-AFC team. Played in all 16 games with 12 starts at running back. Led the team and tied for the AFC lead with a then career-best 12 rushing touchdowns. Led the team and ranked second in the AFC with a then career-high 1,059 rushing yards on 215 carries. Hauled in 15 receptions for 99 yards. Completed two of three passes for 14 yards. Set a franchise record with 238 rushing yards and tied a franchise mark with four rushing touchdowns, including an NFL-record-tying 99-yard rushing score against Jacksonville (12/6/18). Led the team in rushing yards eight times in 2018 (vs. HOU, at JAX, at BUF, vs. NE, at IND, vs. JAX, at NYG, vs. WAS). Named AFC Offensive Player of the Week after collecting a franchise-best 238 rushing yards with a franchise-tying four rushing touchdowns against Jacksonville (12/6/18). Named AFC Offensive Player of the Month for December 2018 after registering 97 carries for 625 yards and eight touchdowns. Henry authored one of only four calendar months for the franchise since 1970 in which a player rushed for at least 600 yards.

- Against Houston (9/16), started at running back and led the team with 18 carries and 56 rushing yards. Posted his first career completion with a toss to Taywan Taylor for eight yards on a play out of the Wildcat formation. Extended the Titans' second scoring drive with a five-yard jaunt out of the Wildcat on third-and-one in the first quarter.
- At Los Angeles Chargers in London (10/21), started at running back and carried the ball 12 times for 33 yards with a touchdown. Snared two receptions for 32 yards out of the backfield. Ignited the Titans' second

scoring drive with a 21-yard catch in the second stanza. Cut the Chargers' lead to 17-13 with a one-yard touchdown plunge with 9:43 left to play in the third quarter. Kept the Titans' final touchdown drive alive with a three-yard run on third-and-one in the fourth quarter.

- Against New England (11/11), started at running back and led the team with 58 rushing yards on 11 carries with a then career-high-tying two rushing scores. Extended the Titans lead to 24-10 with a one-yard touchdown plunge late in the second quarter. Sealed the Titans' victory with a 10-yard touchdown run out of the Wildcat to make the score 34-10 in the fourth quarter.
- Against Jacksonville (12/6), named AFC Offensive Player of the Week after rushing 17 times for a franchise-best 238 rushing yards with a franchise-tying four rushing touchdowns. His 238 rushing yards set a new franchise record, breaking Chris Johnson's mark of 228 yards against the Jaguars on Nov. 1, 2009. Became the seventh NFL player since the 1970 AFL-NFL merger with at least four rushing touchdowns and at least 200 rushing yards in a game. Matched Johnson as the only players in NFL history with a rushing touchdown of at least 90 yards and a rushing touchdown of at least 50 yards in the same game. Gave the Titans an early 7-0 lead with a three-yard touchdown plunge in the first quarter. Gave the Titans a commanding 13-2 lead with an NFL record-tying long 99-yard touchdown jaunt that featured multiple stiff arms in the second quarter. Notched his third rushing touchdown of the evening with a 16-yard rumble up the middle in the third quarter. Tied the franchise record with his fourth rushing score on a 54-yard sprint down the right sideline in the third stanza. With his four touchdowns in the game, he set a new career high with nine rushing touchdowns on the season.
- At N.Y. Giants (12/16), started at running back and posted a career-high 33 rushes for 170 yards and two touchdowns. Grabbed one reception out of the backfield. Recorded a team-best 10 first downs. Gave the Titans an early 7-0 lead with a one-yard touchdown plunge on fourth-and-goal in the first stanza. On a 22-yard run in the second quarter, surpassed 2,000 career rushing yards. Increased the Titans lead to 14-0 with his second one-yard touchdown run of the afternoon with 2:20 left to play in the third quarter.
- Against Washington (12/22), started at running back and rushed 21 times for 84 yards with a touchdown. Caught one pass for eight yards. Gave the Titans an early 6-3 lead with a one-yard touchdown plunge in the first quarter. Set up the Titans' game-winning touchdown with an 18-yard rumble down to the Redskins' two-yard line in the final stanza.
- Against Indianapolis (12/30), started at running back and led the team with 93 rushing yards on 16 carries. Hauled in one reception for 13 yards. Set up a Titans' touchdown by rumbling 33 yards to the Colts' 22-yard line late in the third quarter.

**2017 (16/2, 2/2):** Saw action in all 16 games with two starts at running back and led the team with a career-best 744 rushing yards on 176 carries. Tied for second on the squad with five rushing touchdowns. Caught 11 passes for 136 yards with a touchdown. Started his first two career postseason contests and led the squad with 184 rushing yards on 35 carries with a touchdown. Recorded five catches for 56 yards. Led the team in rushing yards eight times in 2017 (at JAX, vs. IND, vs. BAL, vs. CIN, at PIT, at IND, vs. HOU, at KC). Had three 100-yard rushing performances (including the playoffs) in 2017 (vs. IND, vs. HOU, at KC). Collected a career-best 131 rushing yards against Indianapolis (10/16/17). Set a new single-game postseason franchise record with 191 scrimmage yards at Kansas City (1/6/18), breaking a 57-year-old record.

- At Jacksonville (9/17), saw action as a reserve at running back and led the team with a then career-best 92 rushing yards on 14 carries with a touchdown. Posted 87 of his rushing yards in the second half. Kept the Titans' second scoring drive alive with a two-yard run on third-and-one in the second quarter. Gave the Titans a 16-3 lead with a punishing 17-yard touchdown run up the middle with 6:36 left to play in the third quarter. Extended the Titans' final touchdown drive with a three-yard plunge on third-and-one in the final quarter.
- Against Indianapolis (10/16), saw action as a reserve at running back and led the team with a career-best 131 rushing yards on a career-high 19 rushes with a touchdown. Caught one pass for 14 yards out of the backfield. Sealed the Titans' win with a 72-yard touchdown rumble down the left sideline on third-and-five with 47 second left to play in the game.
- Against Baltimore (11/5), played as a reserve at running back and led the team with 26 rushing yards on eight carries including a touchdown. Caught two passes for 10 yards. Increased the Titans lead to 16-6 with a one-yard touchdown run on third-and-one in the second quarter. Extended the Titans' game-winning touchdown drive with a six-yard catch on third-

and-three in the fourth quarter.

- At Indianapolis (11/26), saw action as a reserve at running back and led the team with 79 rushing yards on 13 carries. Hauled in one reception for 10 yards out of the backfield. During the team's game-winning drive in the fourth quarter, posted five carries for 42 yards and one reception for 10 yards. Helped seal the game with a 16-yard run on the first play after the two-minute warning.
- Against Houston (12/3), played as a reserve at running back and led the team with 109 rushing yards on 11 carries with a score. Set up the Titans' first touchdown with a 24-yard rumble down to the Texans' nine-yard line. Extended the Titans' second touchdown drive with a three-yard run on fourth-and-one late in the third quarter. Clinched the victory with a 75-yard touchdown run on third-and-five late in the fourth quarter.
- At Arizona (12/10), started at running back as the team opened in a two-back set and rushed eight times for 20 yards with a touchdown. Gave the Titans a 7-0 lead with a six-yard touchdown run off left end with 7:16 remaining in the first half.
- Against Jacksonville (12/31), started at running back and carried the ball a career-high 28 times for 51 yards. Led the team with 66 receiving yards and a touchdown. Gave the Titans a 6-0 lead with a 66-yard touchdown catch on a screen pass early in the second quarter.
- At Kansas City (1/6), started at running back and led the team with 156 rushing yards on 23 carries with a touchdown in his first career postseason game. Caught two passes for 35 yards out of the backfield. His 191 scrimmage yards set a new single-game postseason record for the franchise, breaking a 57-year-old record. Cut the Chiefs' lead to 21-16 with a 35-yard touchdown jaunt with 14:08 left to play in the game. Sealed the victory with a 22-yard rumble for a first down on third-and-10 with 1:53 remaining in the game.

**2016 (15/2):** Played in 15 games with two starts at running back as a rookie and ranked second on the team with 490 rushing yards on 110 carries with five touchdowns. Became the third rookie for the franchise in the "Titans era" to score at least five touchdowns in a season. Hauled in 13 receptions for 137 yards. Did not play in one contest after suffering an injury in pregame warmups. Led the team in rushing yards twice (at CHI, vs. HOU). Tied for the team lead in receptions once (vs. JAX). Appeared in his first career NFL game and started at running back against Minnesota (9/11/16). Posted his first career touchdown against Jacksonville (10/27/16).

- Against Minnesota (9/11), made his NFL debut and started in a two-running back set. Carried the ball five times for three yards and caught two passes for 41 yards. Set up the Titans' opening field goal by hauling in his first career catch and reversing field for a 29-yard gain in the first quarter.
- At Detroit (9/18), played as a reserve at running back and rushed nine times for 40 yards. Caught one pass for nine yards. Extended the Titans' first scoring drive with a five-yard jaunt on third-and-one late in the opening stanza.
- At Miami (10/9), started at running back as the team opened the game in a two-running back set. Rushed seven times for 54 yards with a long rush of 22 yards. Set up the Titans' second touchdown with a 22-yard dash up the middle in the second quarter.
- Against Jacksonville (10/27), played significant snaps as a reserve at running back and rushed 16 times for 60 yards with his first career touchdown. Tied for the team lead with four receptions for 37 yards. Increased the Titans lead to 17-0 with his first career rushing touchdown on a six-yard run off right end in the second quarter. Kept the Titans' final scoring drive alive with a two-yard rumble on third-and-one on the first play of the fourth quarter.
- At San Diego (11/6), did not play after being injured in pregame warmups.
- At Chicago (11/27), played as a reserve at running back and led the team with 60 rushing yards on eight carries with a touchdown. Evened the score at 7-7 with an 11-yard touchdown run off left tackle with four seconds left to play in the first quarter.
- At Kansas City (12/18), played as a reserve at running back and carried the ball nine times for 58 yards with two touchdowns. Carried the ball five times for 41 yards during the Titans' initial touchdown drive that was punctuated by his four-yard touchdown run with 11:58 left to play in the second quarter. Cut the Chiefs' lead to 17-16 with his second touchdown of the afternoon, a one-yard jaunt, with 3:12 left to play in the fourth quarter.
- Against Houston (1/1), played as a reserve at running back and led the team with a career-best 65 rushing yards on 15 carries with a touchdown. Caught one pass for three yards. Kept the Titans' final touchdown drive alive with a 14-yard run on third-and-one in the third quarter. Gave the Titans a 21-7 advantage with a two-yard touchdown jaunt with 4:44 left to

play in the third stanza.

### COLLEGE:

- In three seasons at Alabama (2013-15), Henry played in 39 games and totaled 602 carries for a school-record 3,591 yards and 42 rushing touchdowns and added 285 yards on 17 career receptions with three receiving scores. Henry won numerous awards including the Heisman Trophy, the Doak Walker Award, Walter Camp Award, and Maxwell Award. During Alabama's victory over Clemson in the 2016 College Football Playoff National Championship, he broke Shaun Alexander's record for most career rushing yards in Alabama history.
- As a junior (2015), claimed the Crimson Tide's second Heisman Trophy and led his team to the College Football Playoff National Championship. Also won the Doak Walker and Maxwell Award and was selected as the Walter Camp Player of the Year. Named a unanimous first team All-American and first team All-SEC by the league's coaches and the Associated Press. Selected as the SEC Offensive Player of the Year by both outlets. Rushed for a school- and Southeastern Conference record 2,219 yards, which led the nation and was the fifth most in a single-season by an FBS player in college football history. Averaged 147.9 yards per game, which was second in the country. His 28 rushing touchdowns were a national best and an SEC record, snapping Tim Tebow and Tre Mason's old mark of 23. Led the SEC in rushing in conference games with a 179.2 yards per game average, including 13 touchdowns. Had multiple rushing touchdowns in nine games and set the Alabama single-season record with 10 100-yard rushing games and four 200-yard games, which broke Bobby Humphrey's school record (3) set in 1986. Only the third running back in SEC history (Herschel Walker and Bo Jackson) to have four 200-yard games in a single season. Set the school record with 11 consecutive games with a rushing touchdown and finished his career 20 straight, which was the most in the SEC history. Caught 11 passes for 91 yards. Accounted for a team-high 109 first down rushes on a school-record 395 carries. Was a five-time SEC Offensive Player of the Week (Wisconsin, Georgia, Texas A&M, Mississippi State and Auburn).
- At Auburn (11/28/15), produced a Heisman-worthy performance as he rushed his way past the Tigers on the Plains to the tune of a career-high 271 yards on the ground on a school-record 46 carries. Scored a touchdown on his 46th and final carry on a 25-yard jaunt that capped 14 straight rushes to end the game. Earned Walter Camp National Player of the Week honors and SEC Player of the Week accolades.
- Against Clemson (1/11/16), rushed for 158 yards and three touchdowns as the Crimson Tide claimed a 45-40 victory to win the national championship. Carried 36 times, including a 50-yard touchdown scamper in the first quarter and then sealed the win with a one-yard plunge with 1:07 remaining in the game.
- As a sophomore (2014), finished the year with 990 rushing yards on 172 carries with 11 rushing touchdowns. Had five receptions for 133 yards and two receiving touchdowns. Played in all 14 games with two starts and had 21 explosive rushes of 12 yards or more while converting 47 first downs, including four on third down. Three of his five receptions were explosive, taking screen passes 29, 41 and 52 yards.
- As a freshman (2013), as a true freshman saw action in 12 games and totaled 382 rushing yards on 35 carries for a 10.9 yards per carry average. Rushed 10 times (28.6 percent) for 12 yards or more while converting 17 first downs. Took his one pass reception to the end zone for a 61-yard catch and run in the Sugar Bowl. Contributed three tackles on special teams. Registered two 100-yard game (111 vs. Arkansas and 100 vs. Oklahoma).
- Graduated from Alabama in May 2018 with a degree in communications.

### PERSONAL:

- Attended Yulee (Fla.) High School, where he was five-star prospect that was listed as the nation's No. 1 athlete and No. 4 running back prospect.
- Was a member of the 2012 All-USA Football Team, chosen by USA Today and also was named the 2012 Maxwell Football Club National High School Player of the Year.
- Broke Ken Hall's 51-year-old national high school rushing record with 12,124 yards after rushing for 4,261 yards as a senior in 2012. Was a Parade Magazine All-American and the publication's National Player of the Year.
- Played for the East squad in the U.S. Army All-American Bowl, rushing for 53 yards with a touchdown and a two-point conversion.
- Named MaxPreps National Player of the Year and first-team All-American

after finishing his high school career with 153 rushing touchdowns, which ranks fifth all time, including 55 scores in 2012.

- Set the Florida high school record with a 510-yard performance against Jacksonville Jackson and averaged 9.2 yards per carry and 327.8 yards per game as a senior.
- Named 2012 first-team All-State selection by the Associated Press and was the Player of the Year on the All-First Coast team.
- Named the 2012 Columbus (Ohio) Touchdown Club National High School Player of the Year as a senior.
- As a junior (2011), rushed for 2,610 yards and 34 scores to earn first-team All-Coast honors from the Florida Times-Union.
- As a sophomore (2010) was named first-team All-Coast running back after rushing for 2,788 yards and 38 touchdowns while averaging 8.9 yards per attempt.
- As a freshman (2009), rushed for 2,465 yards and 26 scores.
- Also played basketball and ran track (100, 400, 4x100, 4x400) in high school.
- As a standout track & field athlete, he competed as a sprinter and posted a personal-best time of 11.11 seconds in the 100-meter dash at the 2011 FHSAA 2A District 3 Championships, where he placed seventh.
- List of favorites: (movie) "Remember the Titans"; (musician) Kevin Gates; (place to get away) anywhere with his family; (food) wings; (athletes as a child) LaDainian Tomlinson and Eddie George; (sports teams as a child) New York Yankees, Los Angeles Lakers.
- Follow Henry on Twitter at @kinghenry\_2.
- Follow Henry on Instagram at @last\_king\_2.
- Born Derrick Lamar Henry, Jr. on Jan. 4, 1994 in Yulee, Fla.





**DERRICK HENRY'S GAME-BY-GAME CONT.**

2022 Tennessee Titans				RUSHING					RECEIVING																					
Date	Opp	W/L	P/S	Att	Yds	Avg	Lg	TD	No	Yds	Avg	Lg	TD																	
Sept 11	NYG	L	S	21	82	3.9	18	0	0	0	-	0	0	Dec 4	@	Phi	L	S	11	30	2.7	6	0	2	8	4.0	6	0		
Sept 19	@ Buf	L	S	13	25	1.9	9	1	0	0	-	0	0	Dec 11		Jax	L	S	17	121	7.1	50	1	3	34	11.3	16	0		
Sept 25	LV	W	S	20	85	4.3	24	1	5	58	11.6	23	0	Dec 18	@	LAC	L	S	21	104	5.0	13	1	4	59	14.8	37	0		
Oct 2	@ Ind	W	S	22	114	5.2	19t	1	3	33	11.0	22	0	Dec 24		Hou	L	S	23	126	5.5	48t	1	2	0	0.0	5	0		
Oct 9	@ Was	W	S	28	102	3.6	15	2	2	30	15.0	24	0	Dec 29		Dal	L	IA												
Oct 23	Ind	W	S	30	128	4.3	23	0	3	10	3.3	9	0	Jan 7	@	Jax	L	S	30	109	3.6	14	0	1	19	19.0	19	0		
Oct 30	@ Hou	W	S	32	219	6.8	41	2	1	9	9.0	9	0	<b>Totals</b>					<b>7-10</b>	<b>16/16</b>	<b>349</b>	<b>1,538</b>	<b>4.4</b>	<b>56</b>	<b>13</b>	<b>33</b>	<b>398</b>	<b>12.1</b>	<b>69</b>	<b>0</b>
Nov 6	@ KC	L	S	17	115	6.8	56	2	0	0	-	0	0																	
Nov 13	Den	W	S	19	53	2.8	10	0	2	14	7.0	7	0																	
Nov 17	@ GB	W	S	28	87	3.1	9	1	2	45	22.5	42	0																	
Nov 27	Cin	L	S	17	38	2.2	9	0	3	79	26.3	69	0																	

**DERRICK HENRY'S NFL STATISTICS**

REGULAR SEASON		RUSHING							RECEIVING					
Year	Team	GP	GS	Att	Yds	Avg	Lg	TD	No	Yds	Avg	Lg	TD	
2016	Tennessee	15	2	110	490	4.5	22	5	13	137	10.5	29	0	
2017	Tennessee	16	2	176	744	4.2	75t	5	11	136	12.4	66t	1	
2018	Tennessee	16	12	215	1,059	4.9	99t	12	15	99	6.6	21	0	
2019	Tennessee	15	15	303	1,540	5.1	74t	16	18	206	11.4	75t	2	
2020	Tennessee	16	16	378	2,027	5.4	94t	17	19	114	6.0	53	0	
2021	Tennessee	8	8	219	937	4.3	76t	10	18	154	8.6	16	0	
2022	Tennessee	16	16	349	1,538	4.4	56	13	33	398	12.1	69	0	
<b>NFL Totals</b>		<b>102</b>	<b>71</b>	<b>1,750</b>	<b>8,335</b>	<b>4.8</b>	<b>99t</b>	<b>78</b>	<b>127</b>	<b>1,244</b>	<b>9.8</b>	<b>75t</b>	<b>3</b>	

PLAYOFFS		RUSHING							RECEIVING					
Year	Team	GP	GS	Att	Yds	Avg	Lg	TD	No	Yds	Avg	Lg	TD	
2017	Tennessee	2	2	35	184	5.3	35t	1	5	56	11.2	29	0	
2019	Tennessee	3	3	83	446	5.4	66	2	5	21	4.2	22	0	
2020	Tennessee	1	1	18	40	2.2	8	0	3	11	3.7	7	0	
2021	Tennessee	1	1	20	62	3.1	9	1	0	0	-	0	0	
<b>NFL Totals</b>		<b>7</b>	<b>7</b>	<b>156</b>	<b>732</b>	<b>4.7</b>	<b>66</b>	<b>4</b>	<b>13</b>	<b>88</b>	<b>6.8</b>	<b>29</b>	<b>0</b>	

**Single-Game Highs**

Rushes - 35 at Seattle (9/19/21)  
Rushing Yards - 250 at Houston (1/3/21)  
Long Rush - 99t vs. Jacksonville (12/6/18)  
Touchdowns - 4 vs. Jacksonville (12/6/18)  
Receptions - 6 at Seattle (9/19/21)  
Receiving Yards - 79 vs. Cincinnati (11/27/22)  
Long Reception - 75t at Cleveland (9/8/19)  
Touchdowns - 1 (Three times, last at Carolina 11/3/19)

**Additional Statistics**

Pass Attempts - 2 for 3 for 14 yards (2018); 1 for 1 for 5-yard touchdown (2021); 2 for 2 for 4 yards with touchdown (2022)  
Tackles - 4 (2018), 1 (2019)  
Two-Point Conversions - 1 run (2020), 1 run (2021)  
Fumble Recoveries - 1 (2020), 1 (2021)

**Playoff Single-Game Highs**

Rushes - 34 at New England (1/4/20)  
Rushing Yards - 195 at Baltimore (1/11/20)  
Long Rush - 66 at Baltimore (1/11/20)  
Touchdowns - 1 (Four times, last vs. Cincinnati 1/22/22)  
Receptions - 3 (Twice, last vs. Baltimore 1/10/21)  
Receiving Yards - 35 at Kansas City (1/6/18)  
Long Reception - 29 at Kansas City (1/6/18)

**Additional Playoff Statistics**

Pass Attempts - 1 for 1 for 3-yard touchdown at Baltimore (1/11/20)  
Fumble Recoveries - 1 (2019)



# 37 AMANI HOOKER

**DEFENSIVE BACK • 5'11" • 210 LBS • COLLEGE: IOWA**  
**ACQUIRED: 4TH ROUND - 2019 • NFL EXPERIENCE (NFL/TITANS): 5/5**  
**HOMETOWN: MINNEAPOLIS, MINN.**  
**GAMES PLAYED/GAMES STARTED: 53/24 (PLAYOFFS: 5/1)**



**PRO:** The Titans traded up to select Amani Hooker with the 116th overall pick in the fourth round of the 2019 NFL Draft. The 5-foot-11-inch, 210-pound defender was coveted for his versatility, having played safety, and a hybrid linebacker/cornerback position at Iowa. Hooker made a huge impact for the Titans secondary in his second pro campaign in 2020, appearing in all 16 games and tying for the team lead with four interceptions. In his third pro season, he ranked fourth on the team with a career-high 62 tackles.

#### CAREER HIGHLIGHTS:

- In 2022, appeared in nine games and collected 46 tackles, an interception, four quarterback pressures, a stop for loss, three passes defended, a forced fumble and a fumble recovery.
- In 2021, Hooker collected a career-best 62 tackles.
- In 2020, Hooker tied for the team lead with four interceptions while posting 44 tackles and eight passes defended.
- In 2019, Hooker played as a reserve safety in all 16 games as a rookie and collected 13 tackles while ranking third on the team with eight special teams tackles.
- As a junior in 2018, Hooker received the Tatum-Woodson award given to the best defensive back in the Big Ten.

#### TITANS TIDBITS:

- Hooker was named a finalist for Minnesota's Mr. Football in 2015. Yet he had just two FBS scholarship offers. When the in-state university showed hesitancy after multiple workouts, Hooker knew he belonged at Iowa saying, "love who loves me."
- In February 2019, Hooker helped crowdfund about \$1,200 for the Park Center high school football program through a Pledge-It campaign raising a dollar amount for every inch of his vertical jump at the NFL Scouting Combine. His 37-inch jump ranked fifth among safeties and equaled money for better equipment at his alma mater.
- Amani's brother, Quinton, played basketball for North Dakota and helped take the team to the NCAA tournament his senior year. Quinton was Minnesota's Mr. Basketball in high school and currently plays basketball professionally in France.

#### CAREER TRANSACTIONS:

- The Minneapolis, Minn., native was selected by the Titans in the fourth round (116th overall) of the 2019 NFL Draft.

#### SEASON RECAPS:

**2022 (9/9):** Started nine games at safety and registered 46 tackles, an interception, four quarterback pressures, a stop for loss, three passes defended, a forced fumble and a fumble recovery. Was inactive for eight games. Led or tied for the team lead in tackles twice in 2022 (vs. IND, vs. CIN). Tied for the team lead in passes defended twice in 2022 (vs. NYG, at BUF). Tied for the team lead in quarterback pressures once in 2022 (vs. JAX).

- Against N.Y. Giants (9/11), posted four tackles and an interception. Halted a Giants' scoring drive by intercepting a Daniel Jones pass intended for Saquon Barkley in the end zone in the fourth quarter.
- Against Las Vegas (9/25), notched six tackles and a forced fumble. Forced a Josh Jacobs fumble that rolled out of bounds at the Titans' two-yard line early in the fourth quarter.
- Against Indianapolis (10/23), returned to the lineup as a starter at safety and tied for the team lead with 10 tackles, including a stop for loss and a fumble recovery. Stuffed Deon Jackson for a one-yard loss on a rush off right end in the second quarter. Sealed the victory by recovering a Michael

Pittman fumble that was forced by Terrance Mitchell late in the fourth quarter.

- At Houston (10/30), started at safety and notched a tackle before leaving the game late in the second quarter with an injury.
- Against Cincinnati (11/27), returned to the lineup and started at safety in his 50th career regular season game. Led the team with eight tackles.
- Against Jacksonville (12/11), posted four tackles and a pass defended. Tied for the team lead with three quarterback pressures. Broke up a pass intended for Christian Kirk late in the third quarter.
- At Jacksonville (1/7), returned to the lineup as a starter at safety and totaled five tackles.

**2021 (12/12, 1/1):** Started 12 games at safety and ranked fourth on the team with a career-best 62 tackles. Posted an interception, four passes defended, a stop for loss and a forced fumble. Placed on injured reserve on Sept. 15 and missed four games before being activated from injured reserve designated to return on Oct. 18. Was inactive for one contest. Started the postseason contest and registered seven tackles, an interception, another pass defended and a special teams stop. Led or tied for the team lead in tackles twice in 2021 (at LAR, vs. MIA). Led or tied for the team lead in passes defended twice in 2021 (vs. SF, vs. CIN). Tied for the team lead in special teams tackles once in 2021 (vs. CIN).

- Against Arizona (9/12), started at safety and collected six tackles before leaving the game late in the second quarter with an injury. Hauled in a six-yard pass from Matthias Farley on a fake punt late in the first quarter.
- Against Buffalo (10/18), returned to the lineup as a starter at safety and registered nine tackles with a forced fumble. Forced a Zack Moss fumble that landed out of bounds in the opening quarter.
- At Indianapolis (10/31), started at safety and posted four tackles with a pass defended. Defended a deep pass intended for Mo Alie-Cox late in the second quarter.
- At L.A. Rams (11/7), started at safety and led the team with a career-best 12 tackles. Stopped Darrell Henderson Jr. short of the first down with a diving tackle on a short third-and-three pass in the fourth quarter.
- Against Jacksonville (12/12), started at safety and posted two tackles with a pass defended. Broke up a pass intended for James O'Shaughnessy late in the third quarter.
- Against San Francisco (12/23), started at safety and tallied six tackles with an interception while helping limit All-Pro tight end George Kittle to just two receptions for 21 yards. Set up the Titans first touchdown of the evening by intercepting a Jimmy Garoppolo pass intended for Deebo Samuel and returning it 21 yards to the San Francisco 18-yard line in the third quarter.
- Against Miami (1/2), started at safety and tied for the team lead with six tackles to go along with a pass defended. Stopped Jaylen Waddle for no gain on a short pass in the first quarter. Defended a pass intended for DeVante Parker in the fourth quarter.
- Against Cincinnati (1/22), made his first career postseason start at safety and registered seven tackles, an interception, another pass defended and a special teams stop. Halted a Bengals' drive by breaking up a third-and-five pass intended for Tee Higgins in the third quarter. Made a diving interception of a Joe Burrow tipped pass that set up the Titans' tying-touchdown late in the third quarter.

**2020 (16/3, 1/0):** Played in all 16 games with three starts at safety and tied for the team lead with four interceptions. Collected 44 tackles, a stop for loss and eight passes defended. Ranked fourth on the team with seven special teams tackles. Played as a reserve in the postseason contest. Tied for the team lead in passes defended twice at 2020 (at BAL, at HOU). Tied

for the team lead in special teams tackles once in 2020 (at HOU). Collected his first career interception at Minnesota (9/27/20). Made his first career NFL start at Baltimore (11/22/20).

- Against Jacksonville (9/20), played as a reserve at safety and posted two tackles and a pass defended. Broke up a deep pass intended for Collin Johnson in the end zone late in the second quarter.
- At Minnesota (9/27), saw action as a reserve at safety and registered a tackle and his first career interception. Sealed the victory by intercepting a deep pass intended for Adam Thielen that was originally deflected by Kevin Byard late in the fourth quarter.
- Against Pittsburgh (10/25), played as a reserve at safety and registered three tackles and two passes defended, including an interception. Notched a special teams tackle on coverage units. Broke up a pass intended for James Conner in the second quarter. Intercepted a Ben Roethlisberger pass in the end zone that was initially deflected by Jayon Brown late in the final quarter.
- Against Chicago (11/8), played as a reserve at safety and tallied a career-high seven tackles. Registered two special teams tackles on coverage units. Sealed the victory by recovering an onside kick late in the fourth quarter.
- At Baltimore (11/22), made his first career start at safety and totaled six tackles with an interception and another pass defended. Defended a deep pass intended for Marquise Brown in the end zone in the second quarter. Intercepted Lamar Jackson's deep pass intended for Devin Duvernay late in the third quarter.
- At Jacksonville (12/13), started at safety and notched seven tackles, including a stop for loss. Rushed for a first down on a four-yard carry on a fake punt. Stuffed James Robinson for a one-yard loss on a rush up the middle early in the first quarter.
- At Houston (1/3), saw action as a reserve at safety and notched two tackles and an interception in the Titans' division-clinching victory. Collected a special teams tackle on coverage units. Intercepted a Deshaun Watson pass intended for Brandin Cooks in the first quarter.

**2019 (16/0, 3/0):** Played as a reserve safety in all 16 games as a rookie and collected 13 tackles. Ranked third on the team with eight special teams tackles. Saw action as a reserve in all three postseason contests and notched three tackles on defense and a special teams stop on coverage units. Caught one pass for 28 yards on a fake punt. Tied for the team lead in special teams tackles five times in 2019 (at JAX, vs. BUF, vs. TB, at IND, at HOU). Appeared in his first career NFL contest at Cleveland (9/8/19).

- At Cleveland (9/8), made his NFL debut as a reserve at safety and on special teams. Notched a stop on special teams coverage units.
- At Jacksonville (9/19), saw action as a reserve at safety and on special teams. Tied for the team lead with a special teams stop.
- At Atlanta (9/29), played as a reserve at safety and registered four tackles.
- Against Tampa Bay (10/27), saw action as a reserve at safety and tallied a tackle. Notched a special teams tackle on coverage units.
- Against Kansas City (11/10), saw action as a reserve at safety and registered two tackles.
- Against Jacksonville (11/24), played as a reserve at safety and on special teams. Notched two tackles on special teams coverage units.
- At Indianapolis (12/1), saw action as a reserve at safety and posted two tackles. Tied for the team lead with a special teams tackle on coverage units.
- At Oakland (12/8), saw significant action as a reserve at safety and amassed three tackles.
- Against Houston (12/15), played as a reserve at safety and on special teams.
- At Houston (12/29), played as a reserve at safety and on special teams. Tied for the team lead with a special teams stop on coverage units.
- At New England (1/4), saw action as a reserve safety in his postseason debut and posted two tackles.
- At Kansas City (1/19), saw action as a reserve at safety and on special teams. Posted a special teams tackle on coverage units and hauled in his first career reception on a fake punt. Extended the Titans' final touchdown drive with a 28-yard reception from Brett Kern on a fake punt in the fourth quarter.

#### COLLEGE:

- During a three-year career at Iowa, played in 36 games with 19 starts and totaled 125 tackles, six interceptions, a sack, 3.5 tackles for loss and nine passes defended. Declared for the NFL Draft following his junior campaign.
- As a junior (2018), named Tatum-Woodson Defensive Back of the Year in

the Big Ten. Selected second team All-America by The Associated Press and USA Today and All-Big Ten by league coaches and media. Selected as Roy Carver Most Valuable Player for the Iowa defense. Started all 13 games and shared the team lead with four interceptions and seven pass break-ups, while ranking second with 65 tackles.

- As a sophomore (2017), saw action in 10 games with six starts and recorded 56 tackles, two interceptions with a touchdown return, and two passes defended. Named to Associated Press All-Bowl team following his performance in Pinstripe Bowl win over Boston College.
- As a freshman (2016), saw action in all 13 games, primarily on special teams, recording three solo tackles and one assist.
- Majored in sports and recreation management with a minor in entrepreneurship at Iowa.

#### PERSONAL:

- Attended Parker Center (Brooklyn Park, Minn.), High School where he played primarily safety and wide receiver, but also lined up as cornerback, running back, quarterback and linebacker.
- As a senior, was selected Conference MVP, named first team All-State and was a finalist for "Mr. Football."
- In his final high school campaign, the team captain set the school record for interceptions in a season (11) and helped team post a 9-3 record, while reaching state playoffs.
- Named second team All-State as a junior and third-team All-State as a sophomore and was selected first team All-Conference for three straight seasons.
- Also played basketball.
- List of favorites: (TV show) "Naruto"; (movies) "Transformers" series; (musician) Drake; (meal) My mom's chicken and rice; (dessert) My mom's brownies or her scotcheroos; (childhood sports team) Miami Heat because of Dwyane Wade and LeBron James; and (hidden talent) Fortnite.
- Follow Hooker on Twitter at @amaniball.
- Follow Hooker on Instagram at @amanihooker27.
- Born Amani Corvelle Hooker on June 14, 1998 in Minneapolis, Minn.

# AMANI HOOKER'S GAME-BY-GAME

## 2019 Tennessee Titans

Date	Opp	W/L	P/S	Tot Solo	Asst	Sk	- Yds	QBP	TFL	Int - Yds	-TD	PD	FF	FR - Yds	SpT	
Sept 8	@ Cle	W	p	0	0	0	0.0	0.0	0	0	0	0	0	0	0	1
Sept 15	Ind	L	p	0	0	0	0.0	0.0	0	0	0	0	0	0	0	0
Sept 19	@ Jax	L	p	0	0	0	0.0	0.0	0	0	0	0	0	0	0	1
Sept 29	@ Atl	W	p	4	3	1	0.0	0.0	0	0	0	0	0	0	0	0
Oct 6	Buf	L	p	0	0	0	0.0	0.0	0	0	0	0	0	0	0	1
Oct 13	@ Den	L	p	0	0	0	0.0	0.0	0	0	0	0	0	0	0	0
Oct 20	LAC	W	p	1	1	0	0.0	0.0	0	0	0	0	0	0	0	0
Oct 27	TB	W	p	1	0	1	0.0	0.0	0	0	0	0	0	0	0	1
Nov 3	@ Car	L	p	0	0	0	0.0	0.0	0	0	0	0	0	0	0	0
Nov 10	KC	W	p	2	1	1	0.0	0.0	0	0	0	0	0	0	0	0
Nov 24	Jax	W	p	0	0	0	0.0	0.0	0	0	0	0	0	0	0	2
Dec 1	@ Ind	W	p	2	2	0	0.0	0.0	0	0	0	0	0	0	0	1
Dec 8	@ Oak	W	p	3	1	2	0.0	0.0	0	0	0	0	0	0	0	0
Dec 15	Hou	L	p	0	0	0	0.0	0.0	0	0	0	0	0	0	0	0
Dec 22	NO	L	p	0	0	0	0.0	0.0	0	0	0	0	0	0	0	0
Dec 29	@ Hou	W	p	0	0	0	0.0	0.0	0	0	0	0	0	0	0	1
<b>Totals</b>	<b>9-7</b>	<b>16/0</b>		<b>13</b>	<b>8</b>	<b>5</b>	<b>0.0</b>	<b>0.0</b>	<b>0</b>	<b>0</b>	<b>0</b>	<b>0</b>	<b>0</b>	<b>0</b>	<b>0</b>	<b>8</b>
<b>Playoffs</b>																
Jan 4	@ NE	W	p	2	0	2	0.0	0.0	0	0	0	0	0	0	0	0
Jan 11	@ Bal	W	p	1	0	1	0.0	0.0	0	0	0	0	0	0	0	0
Jan 19	@ KC	L	p	0	0	0	0.0	0.0	0	0	0	0	0	0	0	1
<b>Totals</b>	<b>2-1</b>	<b>3/0</b>		<b>3</b>	<b>0</b>	<b>3</b>	<b>0.0</b>	<b>0.0</b>	<b>0</b>	<b>0</b>	<b>0</b>	<b>0</b>	<b>0</b>	<b>0</b>	<b>0</b>	<b>1</b>

## 2020 Tennessee Titans

Date	Opp	W/L	P/S	Tot Solo	Asst	Sk	- Yds	QBP	TFL	Int - Yds	-TD	PD	FF	FR - Yds	SpT	
Sept 14	@ Den	W	p	0	0	0	0.0	0.0	0	0	0	0	0	0	0	1
Sept 20	Jax	W	p	2	2	0	0.0	0.0	0	0	0	0	1	0	0	0
Sept 27	@ Min	W	p	1	1	0	0.0	0.0	0	0	1	3	0	0	0	0
Oct 13	Buf	W	p	2	2	0	0.0	0.0	0	0	0	0	0	0	0	1
Oct 18	Hou	W	p	1	1	0	0.0	0.0	0	0	0	0	0	0	0	0
Oct 25	Pit	L	p	3	2	1	0.0	0.0	0	0	1	0	2	0	0	1
Nov 1	@ Cin	L	p	1	0	1	0.0	0.0	0	0	0	0	0	0	0	1
Nov 8	Chi	W	p	7	5	2	0.0	0.0	0	0	0	0	0	0	0	2
Nov 12	Ind	L	p	1	1	0	0.0	0.0	0	0	0	0	0	0	0	0
Nov 22	@ Bal	W	S	6	3	3	0.0	0.0	0	0	1	6	0	2	0	0
Nov 29	@ Ind	W	p	0	0	0	0.0	0.0	0	0	0	0	1	0	0	0
Dec 6	Cle	L	p	2	1	1	0.0	0.0	0	0	0	0	0	0	0	0
Dec 13	@ Jax	W	S	7	5	2	0.0	0.0	0	1	0	0	0	0	0	0
Dec 20	Det	W	S	7	5	2	0.0	0.0	0	0	0	0	0	0	0	0
Dec 27	@ GB	L	p	2	1	1	0.0	0.0	0	0	0	0	0	0	0	0
Jan 3	@ Hou	W	p	2	1	1	0.0	0.0	0	0	1	2	0	1	0	0
<b>Totals</b>	<b>11-5</b>	<b>16/3</b>		<b>44</b>	<b>30</b>	<b>14</b>	<b>0.0</b>	<b>0.0</b>	<b>0</b>	<b>1</b>	<b>4</b>	<b>11</b>	<b>0</b>	<b>8</b>	<b>0</b>	<b>7</b>
<b>Playoffs</b>																
Jan 10	Bal	L	p	0	0	0	0.0	0.0	0	0	0	0	0	0	0	0
<b>Totals</b>	<b>0-1</b>	<b>1/0</b>		<b>0</b>	<b>0</b>	<b>0</b>	<b>0.0</b>	<b>0.0</b>	<b>0</b>	<b>0</b>	<b>0</b>	<b>0</b>	<b>0</b>	<b>0</b>	<b>0</b>	<b>0</b>

## 2021 Tennessee Titans

Date	Opp	W/L	P/S	Tot Solo	Asst	Sk	- Yds	QBP	TFL	Int - Yds	-TD	PD	FF	FR - Yds	SpT			
Sept 12	Ari	L	S	6	6	0	0.0	0.0	0	0	0	0	0	0	0	0		
Sept 19	@ Sea	W	IR															
Sept 26	Ind	W	IR															
Oct 3	@ NYJ	L	IR															
Oct 10	@ Jax	W	IR															
Oct 18	Buf	W	S	9	6	3	0.0	0.0	0	0	0	0	0	0	1	0	0	
Oct 24	KC	W	IA															
Oct 31	@ Ind	W	S	4	2	2	0.0	0.0	0	0	0	0	0	1	0	0	0	
Nov 7	@ LAR	W	S	12	8	4	0.0	0.0	0	0	0	0	0	0	0	0	0	
Nov 14	NO	W	S	4	2	2	0.0	0.0	0	0	0	0	0	0	0	0	0	
Nov 21	Hou	L	S	4	1	3	0.0	0.0	0	0	0	0	0	0	0	0	0	
Nov 28	@ NE	L	S	5	3	2	0.0	0.0	0	0	0	0	0	0	0	0	0	
Dec 12	Jax	W	S	2	2	0	0.0	0.0	0	0	0	0	0	1	0	0	0	
Dec 19	@ Pit	L	S	2	1	1	0.0	0.0	0	0	0	0	0	0	0	0	0	
Dec 23	SF	W	S	6	2	4	0.0	0.0	0	0	1	21	0	1	0	0	0	
Jan 2	Mia	W	S	6	3	3	0.0	0.0	0	0	0	0	0	1	0	0	0	
Jan 9	@ Hou	W	S	2	2	0	0.0	0.0	0	1	0	0	0	0	0	0	0	
<b>Totals</b>	<b>12-5</b>	<b>12/12</b>		<b>62</b>	<b>38</b>	<b>24</b>	<b>0.0</b>	<b>0.0</b>	<b>0</b>	<b>1</b>	<b>1</b>	<b>21</b>	<b>0</b>	<b>4</b>	<b>1</b>	<b>0</b>	<b>0</b>	
<b>Playoffs</b>																		
Jan 22	Cin	L	S	7	4	3	0.0	0.0	0	0	1	15	0	2	0	0	0	1
<b>Totals</b>	<b>0-1</b>	<b>1/1</b>		<b>7</b>	<b>4</b>	<b>3</b>	<b>0.0</b>	<b>0.0</b>	<b>0</b>	<b>0</b>	<b>1</b>	<b>15</b>	<b>0</b>	<b>2</b>	<b>0</b>	<b>0</b>	<b>0</b>	<b>1</b>

## 2022 Tennessee Titans

Date	Opp	W/L	P/S	Tot Solo	Asst	Sk	- Yds	QBP	TFL	Int - Yds	-TD	PD	FF	FR - Yds	SpT			
Sept 11	NYG	L	S	4	3	1	0.0	0.0	0	0	1	0	0	1	0	0	0	0
Sept 19	@ Buf	L	S	2	2	0	0.0	0.0	0	0	0	0	0	1	0	0	0	0
Sept 25	LV	W	S	6	5	1	0.0	0.0	0	0	0	0	0	0	1	0	0	0
Oct 2	@ Ind	W	IA															
Oct 9	@ Was	W	IA															
Oct 23	Ind	W	S	10	9	1	0.0	0.0	0	1	0	0	0	0	0	1	0	0
Oct 30	@ Hou	W	S	1	1	0	0.0	0.0	0	0	0	0	0	0	0	0	0	0
Nov 6	@ KC	L	IA															
Nov 13	Den	W	IA															
Nov 17	@ GB	W	IA															
Nov 27	Cin	L	S	8	6	2	0.0	0.0	0	0	0	0	0	0	0	0	0	0
Dec 4	@ Phi	L	S	6	4	2	0.0	0.0	1	0	0	0	0	0	0	0	0	0
Dec 11	Jax	L	S	4	4	0	0.0	0.0	3	0	0	0	0	1	0	0	0	0
Dec 18	@ LAC	L	IA															
Dec 24	Hou	L	IA															
Dec 29	Dal	L	IA															
Jan 7	@ Jax	L	S	5	5	0	0.0	0.0	0	0	0	0	0	0	0	0	0	0
<b>Totals</b>	<b>7-10</b>	<b>9/9</b>		<b>46</b>	<b>39</b>	<b>7</b>	<b>0.0</b>	<b>0.0</b>	<b>4</b>	<b>1</b>	<b>1</b>	<b>0</b>	<b>0</b>	<b>3</b>	<b>1</b>	<b>1</b>	<b>0</b>	<b>0</b>

## AMANI HOOKER'S NFL STATISTICS

REGULAR SEASON				TACKLES							INTERCEPTIONS					FUMBLES			
Year	Team	GP	GS	Tot	Solo	Asst	Sk	Yds	QBP	TFL	No	Yds	Lg	TD	PD	FF	FR	Yds	SpT
2019	Tennessee	16	0	13	8	5	0.0	0.0	1	0	0	0	0	0	0	0	0	0	8
2020	Tennessee	16	3	44	30	14	0.0	0.0	0	1	4	11	6	0	8	0	0	0	7
2021	Tennessee	12	12	62	38	24	0.0	0.0	0	1	1	21	21	0	4	1	0	0	0
2022	Tennessee	9	9	46	39	7	0.0	0.0	4	1	1	0	0	0	3	1	1	0	0
<b>NFL Totals</b>		<b>53</b>	<b>24</b>	<b>165</b>	<b>115</b>	<b>50</b>	<b>0.0</b>	<b>0.0</b>	<b>5</b>	<b>3</b>	<b>6</b>	<b>32</b>	<b>21</b>	<b>0</b>	<b>15</b>	<b>2</b>	<b>1</b>	<b>0</b>	<b>15</b>

PLAYOFFS				TACKLES							INTERCEPTIONS					FUMBLES			
Year	Team	GP	GS	Tot	Solo	Asst	Sk	Yds	QBP	TFL	No	Yds	Lg	TD	PD	FF	FR	Yds	SpT
2019	Tennessee	3	0	3	0	3	0.0	0.0	0	0	0	0	0	0	0	0	0	0	0
2020	Tennessee	1	0	0	0	0	0.0	0.0	0	0	0	0	0	0	0	0	0	0	0
2021	Tennessee	1	1	7	4	3	0.0	0.0	0	0	1	15	15	0	2	0	0	0	1
<b>NFL Totals</b>		<b>5</b>	<b>1</b>	<b>10</b>	<b>4</b>	<b>6</b>	<b>0.0</b>	<b>0.0</b>	<b>0</b>	<b>0</b>	<b>1</b>	<b>15</b>	<b>15</b>	<b>0</b>	<b>2</b>	<b>0</b>	<b>0</b>	<b>0</b>	<b>1</b>

### Single-Game Highs

Tackles - 12 at L.A. Rams (11/7/21)  
 Interceptions - 1 (Six times, last vs. N.Y. Giants 9/11/22)  
 Passes Defensed - 2 (Twice, last at Baltimore 11/22/20)  
 Quarterback Pressures - 3 vs. Jacksonville (12/11/22)  
 Forced Fumble - 1 (Twice, last vs. Las Vegas 9/25/22)  
 Fumble Recovery - 1 vs. Indianapolis (10/23/22)  
 Special Teams Tackles - 2 (Twice, last vs. Chicago 11/8/20)

### Additional Statistics

Rushes - 1 for 4 yards at Jacksonville (12/13/20)  
 Receptions - 1 for 6 yards vs. Arizona (9/12/21)

### Playoff Single-Game Highs

Tackles - 7 vs. Cincinnati (1/22/22)  
 Interceptions - 1 vs. Cincinnati (1/22/22)  
 Passes Defensed - 2 vs. Cincinnati (1/22/22)  
 Special Teams Tackles - 1 vs. Cincinnati (1/22/22)

### Additional Playoff Statistics

Receptions - 1 for 28 yards at Kansas City (1/19/20); 1 for 6 yards vs. Arizona (9/12/21)



# 10 DeANDRE HOPKINS

**WIDE RECEIVER • 6'1" • 212 LBS • COLLEGE: CLEMSON**

**ACQUIRED: FREE AGENT - 2023**

**NFL EXPERIENCE (NFL/TITANS): 11/1 • HOMETOWN: CENTRAL, S.C.**

**GAMES PLAYED/GAMES STARTED: 145/145 (PLAYOFFS: 6/6)**



**Pro Bowl: 2015, 2017, 2018, 2019, 2020**

**PRO:** The Titans signed DeAndre Hopkins as a free agent in the 2023 offseason. The 6-foot-1-inch, 212 pounder brings a veteran presence to a young receiving room and possesses an impressive combination of size, catch radius, a talent to win contested catches and an ability to read defenses. Entering 2023, the four-time All-Pro (first-team 2017-19, second team 2020) and five-time Pro Bowl selection ranks first in receptions (853), first in first down receptions (594), second in receiving yards (11,298) and fourth in receiving touchdowns (71) since entering the league in 2013. Hopkins entered the league as the 27th overall pick in the 2013 NFL Draft out of Clemson and spent his first seven seasons with the Houston Texans before being traded to the Arizona Cardinals in 2020.

### CAREER HIGHLIGHTS:

- In his first 10 seasons, Hopkins established himself as one of the premier receivers in NFL history with 853 receptions for 11,298 yards and 71 touchdowns while starting in 145 games.
- Hopkins is a five-time Pro Bowl selection (2015, 2017-20) and four-time All-Pro selection. Named first team All-Pro in three straight seasons (2017-19) and second team All-Pro in 2020.
- Has surpassed 100 receptions four times in his career, has six seasons of 1,000+ receiving yards, three seasons with 10+ touchdowns and has posted 100+ receiving yards in a game 40 times.
- From 2013 to 2022, ranked first in receptions (853), first in first down receptions (594), second in receiving yards (11,298) and fourth in receiving touchdowns (71) during the regular season.
- Enters 2023 with at least one reception in all 145 career games played during the regular season. That represents the longest active streak in the NFL and is the fourth-longest in the Super Bowl era to begin a career.
- Was the only NFL player to have 100+ receptions every season between 2018-20.
- Hopkins (two) joins Devante Adams (two) as the only active NFL players with at least 100 receptions, 1,500 receiving yards and 11 touchdown receptions in multiple seasons (2015, 2018).
- In Week 10 of the 2020 season Hopkins hauled in a 43-yard pass from Kyle Murray over three Buffalo Bills defenders in the end zone with two seconds remaining for the game-winning touchdown. The play was dubbed "Hail Murray" and won the 2021 ESPY for "Best Play."
- In 2019, finished the season with 104 receptions for 1,165 yards and seven touchdowns and was named first-team AP NFL All-Pro for the third consecutive year.
- In 2018, named to his second consecutive AP NFL All-Pro first team and Pro Bowl after posting 115 receptions for 1,572 yards and 11 touchdowns.
- In 2017, Hopkins posted 96 receptions for 1,378 yards and 13 touchdowns earning him first-team AP NFL All-Pro and Pro Bowl honors. His 13 receiving touchdowns led the league. Became one of two players in 2017 to score a receiving touchdown in five consecutive games.
- In 2015, named to his first Pro Bowl and selected second-team AP NFL All-Pro after finishing the year with 111 receptions for 1,521 yards and 11 touchdowns. Became the first player in NFL history with at least nine catches and 145 receiving yards in three consecutive games (Weeks 4-6).
- In 2014, recorded 76 receptions for 1,210 yards and six touchdowns. He became the 25th player in NFL history to amass 2,000 yards receiving through his first two seasons. Recorded a career-high 238 receiving yards on nine receptions in Week 13 against the Titans.
- In 2013, Hopkins started all 16 games and finished the season with 52 receptions for 802 yards. Earned a spot on the PFWA All-Rookie Team and was voted the Texans Rookie of the Year by teammates. Was named NFL

Offensive Rookie of the Month in September after recording 20 receptions for 270 yards and a touchdown.

### TITANS TIDBITS:

- Hopkins reunites with head coach Mike Vrabel, offensive coordinator Tim Kelly, pass game coordinator and quarterbacks coach Charles London and passing game analyst Pat O'Hara after spending time with all three coaches in Houston during their time as Texans.
- Started his annual NFL FLAG Football League in 2021, a program that teaches the fundamentals of football through a no-contact rule and team-oriented environment.
- Hopkins' mother, Sabrina Greenlee, established the SMOOTH Foundation to assist survivors of domestic violence. In addition to providing financial assistance to the foundation, Hopkins also spends time meeting with women his mother mentors and speaking to high school students about his past experiences.
- Following his freshman season at Clemson, Hopkins briefly joined the basketball team. He appeared in seven games for the Tigers, recording a rebound, steal, block and an assist.

### CAREER TRANSACTIONS:

- The Central, S.C., native was selected by the Houston Texans in the first round (27th overall) of the 2013 NFL Draft.
- Traded by the Texans to the Arizona Cardinals on March 13, 2020.
- Released by the Cardinals on May 26, 2023.
- Signed by the Titans as a free agent on July 24, 2023.

### SEASON RECAPS:

- 2022 (9/9 - Arizona)** Started nine games and finished with 64 receptions for 717 yards and three touchdowns. Led the Cardinals in receiving yards and ranked second in receptions. Registered three games of 10+ receptions, only Larry Fitzgerald (four in 2017) had more games with 10+ receptions in a season in franchise history. Was suspended for the first six games of the season. Was inactive the last two games of the season due to injury.
- Against New Orleans (10/20), made his first start of the season and led the team with 10 receptions and 103 receiving yards.
  - At Minnesota (10/30), recorded 12 receptions for 159 yards and one touchdown. His first catch of the game was the 800th of his career. Only two players in NFL reached 800 receptions at a younger age than Hopkins (30 years, 146 days)—Larry Fitzgerald (30 years, 57 days) and Antonio Brown (30 years, 138 days). The game was the 138th of his career. Only four players in NFL history reached 800 career receptions in fewer games; Antonio Brown (126), Julio Jones (127), Marvin Harrison (131) and Andre Johnson (137). The 159 receiving yards marked the 39th time he registered 100-yards receiving in a game, among active players only Julio Jones (50) has more 100-yard receiving games.
  - Against Seattle (11/6), had four receptions for 36 yards and one touchdown.
  - Against L.A. Rams (11/13), finished the game with 10 receptions for 98 yards. Marked the 15th time in his career, he registered 10+ receptions in a game and the third of the season.
  - Against San Francisco (11/21), hauled in nine passes for 91 yards. Surpassed 11,000 receiving yards for his career. Hopkins joined Julio Jones and DeSean Jackson as the only active players with 11,000+ receiving yards in their career at the conclusion of the 2022 season. At 30 years, 168 days old, he became the fourth-youngest player in NFL history to reach the 11,000 receiving yards milestone.
  - Against L.A. Chargers (11/27), led the team with 87 receiving yards on

four receptions with one touchdown. The touchdown marked the 71st of his career. Among active players, only Davante Adams (83) and Mike Evans (78) have more receiving touchdowns.

- Against New England (12/12), led the team with seven receptions for 79 yards.
- At Denver (12/18), led the team with seven receptions for 60 yards.

**2021 (10/10 - Arizona):** Started all 10 games he was active for and recorded a team-high eight touchdown receptions on 42 catches for 572 yards. Was named a Cardinals team captain for the first time. Was inactive for three games. Placed on injured reserve on Dec. 18, 2021 and missed the rest of the season.

- At Tennessee (9/12), led the team with 83 receiving yards on six receptions and added two touchdowns, marking his 11th-career multiple-touchdown game and first with the Cardinals.
- Against Minnesota (9/19), recorded four receptions for 54 yards and one touchdown. Recorded a receiving touchdown in the first two games to open the season for the first time since 2016 and his three touchdown catches marked the highest total of his career through the first two games of a season.
- Against San Francisco (10/10), tallied team highs in receptions (nine), and yards (87). Also added a touchdown. Reached 770 receptions for his career, the most in NFL history prior to a player's 30th birthday (he did not turn 30 until 6/6/22). On the Cardinals final touchdown drive, he registered two receptions on back-to-back plays to give Arizona a 17-7 lead. With the Cardinals leading 17-10 and facing a second-and-eight with 3:25 left, he hauled in an 11-yard reception for a first down to seal the game.
- At Cleveland (10/17), caught three passes for 55 yards and two touchdowns. Matched his previous season's touchdown total (six) and trailed only two players in franchise history for the most touchdown catches through the first six games of a season.
- Against Houston (10/24), totaled a team-high seven receptions for 53 yards and one touchdown.
- Against Green Bay (10/28), led the team with 66 receiving yards on just two receptions.
- At Chicago (12/5), caught two passes for 32 yards and one touchdown for an offense that became just the fifth team in NFL history to go at least five straight games without a turnover.
- Against L.A. Rams (12/13), had five receptions for 54 yards.

**2020 (16/16 - Arizona):** Started 16 games and recorded 115 receptions for 1,407 yards and six touchdowns. His receptions tied for second in the NFL, his receiving yards ranked third and he was tied for second in 100-yard games (seven) during his first season with the Cardinals. Named second-team All-Pro and was selected to his fifth Pro Bowl, joining Davante Adams, Keenan Allen and Tyreek Hill as the four wide receivers selected to the Pro Bowl in each of the last four seasons. Named the Lloyd Herberg team MVP by the local PFWA chapter. Established a franchise record for the most receptions in a season and ranked eighth in team history for the most receiving yards in a season. Posted his fourth-career 100-catch season, tied for the third most in NFL history through a player's first eight seasons.

- At San Francisco (9/13), established a franchise record for the most receptions in a season-opener with a career-high 14 catches (tied for the second-highest single-game total in franchise history). Posted 151 receiving yards for an offense that gained 404 total net yards against the 49ers.
- Against Washington (9/20) had a game-high eight receptions for 68 yards and a touchdown.
- Against Detroit (9/27), gained 137 yards on a game-high 10 receptions.
- At N.Y. Jets (10/11), had six receptions for 131 yards and a touchdown, becoming the fourth-youngest player in NFL history to reach 9,000 career receiving yards (Randy Moss, Calvin Johnson and Larry Fitzgerald) with his first catch of the day. Secured an acrobatic 45-yard catch while falling out of bounds at the Jets 44-yard line before a grabbing a 37-yard touchdown reception on the Cardinals fourth quarter scoring drive.
- At Dallas (10/19), had two receptions for 73 yards and a pair of first downs that extended touchdown drives on Monday Night Football. Helped the Cardinals score a season-high 38 points and gain 438 total yards.
- Against Seattle (10/25), caught 10 passes for 103 yards and a 35-yard touchdown on Sunday Night Football. Helped the Cardinals gain 519 total yards against the Seahawks.
- Against Miami (11/8), caught three passes for 30 yards, breaking an NFL record for most receptions in a player's first eight games with a team and tying a franchise record for the most catches through the first eight games of a season (60).

- Against Buffalo (11/15), caught seven passes for 127 yards including a 43-yard game-winning Hail Mary touchdown with just two seconds remaining in regulation. Earned Bridgestone Clutch Performance Player of the Year and the "Best Play" award at the 2021 ESPYS for the "Hail Murray." Marked his fourth-career game-winning touchdown catch in the fourth quarter/overtime and the first to come with under a minute left on the clock. Earned NFC Offensive Player of the Week honors for his performance.
- At Seattle (11/19), had five receptions for 51 yards on Thursday Night Football, becoming the youngest player in NFL history to reach 700 career receptions (28 years, 166 days).
- Against Los Angeles Rams (12/6), gained 52 yards and scored one touchdown on a team-high eight receptions, eclipsing the 1,000-yard mark for the sixth time in his career and fourth consecutive season.
- At N.Y. Giants (12/13), caught nine passes for a game-high 136 yards, marking his sixth 100-yard outing of the season and fourth such performance at MetLife Stadium in four career games at the venue.
- Against Philadelphia (12/20), totaled nine receptions for a season-high 169 yards and what would turn out to be the game-winning touchdown on a 20-yard catch in the fourth quarter. Had receptions of 45 and 44 yards for an offense that gained a season-high 526 total net yards against the Eagles. Became just the fourth different player in franchise history to reach 100 receptions in a season.
- Against San Francisco (12/26), posted a game-high eight receptions, establishing a new franchise record for receptions in a season (111). Tallied 48 receiving yards on the eight receptions.
- At L.A. Rams (1/3), recorded four receptions for 35 yards. Surpassed 10,000 receiving yards for his career. At 28 years, 211 days old he became the youngest player in NFL history to reach the milestone. Became just the seventh player in NFL history with 10,000+ receiving yards in his first eight seasons.

**2019 (15/15, 2/2 - Houston):** Started 15 games and had 104 receptions for 1,165 yards and seven touchdowns. Was his third consecutive season with at least 1,000 receiving yards. Named first-team All-Pro and voted to his fourth Pro Bowl. Marked his third consecutive season being named first-team All-Pro. Started both playoff contests and recorded postseason career highs in receptions (15) and receiving yards (208). Marked his third season with more than 100 receptions, which is tied for the NFL's second most since 2013 (Antonio Brown). Tied for the AFC lead with five games of 100+ receiving yards during the regular season. Registered at least five receptions in each game he played, extending his streak to 18 consecutive games with five-or-more catches, the longest active streak in the NFL.

- At New Orleans (9/9), led the team with 111 receiving yards and two touchdowns on eight catches. Had at least 100 receiving yards for a fourth consecutive game for the first time since Weeks 3-6 of the 2015 season, which tied the longest streak of games with 100+ receiving yards in his career.
- Against Atlanta (10/6), registered seven receptions for 88 yards while appearing in his 100th-career game. Became the 14th player in Texans history to play in at least 100 games with the team.
- At Indianapolis (10/20), finished with a team-high 106 receiving yards and a touchdown on nine receptions, notching his second 100-yard performance of the season and the 27th of his career. Marked his 10th consecutive game with at least five receptions.
- Against Oakland (10/27), totaled 109 receiving yards on a season-high 11 receptions, his second-consecutive 100-yard performance and the 28th of his career. Surpassed 8,000 career receiving yards at 27 years, 4 months, 22 days old, becoming the third-youngest player in NFL history to reach the milestone behind Randy Moss (26 years, 9 months, 25 days) and Larry Fitzgerald (27 years, 3 months, 20 days).
- At Jacksonville (11/3), recorded 48 yards and a touchdown on eight receptions in the win at Wembley Stadium in London. Marked his 12th-consecutive game with at least five receptions, tying his own franchise record (12 straight in 2015).
- At Baltimore (11/17), finished with a game-high 80 yards on seven receptions. At 27 years, 5 months, 12 days old, reached 600 receptions for his career, becoming the second-youngest player in NFL history to reach the milestone (Larry Fitzgerald; 27 years, 3 months, 20 days). Became the first player in Texans history to record at least seven catches in six-straight games and joined Michael Thomas (active) and Adam Thielen (2018) as the only players in the last four seasons (2016-19) to accomplish the feat.
- Against Indianapolis (11/21), posted 94 yards and two touchdowns on six receptions, marking his second game during the season with multiple touchdown receptions. Was his 10th career game with multiple touchdown

catches, tying Andre Johnson (10) for the most such games in franchise history.

- Against New England (12/1), recorded a team-high 64 receiving yards on five receptions and threw his first career touchdown pass. Threw a six-yard touchdown pass to Deshaun Watson in the fourth quarter. Extended his streak to 15 consecutive games with at least five receptions, the longest streak in team history.
- Against Denver (12/8), led the team with 120 receiving yards and a touchdown on seven receptions. Registered his AFC leading fourth 100-yard performance of the season and his 29th career game with at least 100 receiving yards.
- At Tennessee (12/15), finished with 119 receiving yards on six receptions, including 98 receiving yards on four catches in the fourth quarter. Marks the second-most fourth quarter receiving yards in a game in franchise history, trailing his own record in Week 8 of 2017 at Seattle (106). It was his second-consecutive game with 100 receiving yards and fifth 100-yard outing of the season.
- Against Buffalo (1/4), totaled six receptions for 90 yards and converted a two-point conversion in Wild Card win. Hauled in the then-longest reception in Texans postseason history with a 41-yard grab and passed Andre Johnson (25) for the most career postseason receptions in franchise history with 28.
- At Kansas City (1/12), established postseason career highs for receptions (nine) and receiving yards (118) in the Divisional Round matchup. His 118 receiving yards set a Texans postseason record and his nine catches tied for the second-most in team history in a playoff contest. Became the third player in team history to record 100+ receiving yards in a playoff game, joining Andre Johnson (2011) and Keke Coutee (2018). Extended his streak to six consecutive postseason games with at least five receptions, the longest active streak in the NFL, the longest streak in franchise history and tied for the fifth longest playoff streak in NFL history, trailing only Julian Edelman (13 games from 2013-2018), Wes Welker (10, 2007-13), Jerry Rice (10, 1988-92) and Antonio Brown (seven, 2011-17).

**2018 (16/16, 1/1 - Houston):** Started all 16 games and set career highs in receptions (115) and receiving yards (1,572) and finished with the second-most touchdowns in a season (11). Earned AP All-Pro First Team honors for a second-consecutive season. Selected to his third-career and second-consecutive Pro Bowl. Tied Andre Johnson for the most receptions (115) in a single season in franchise history. Started in the postseason contest and recorded five receptions for 37 yards.

- At New England (9/9), finished with a team-high 78 yards receiving on eight catches extending his streak to 10 consecutive games with 60+ scrimmage yards, dating back to Week 8 of 2017.
- At Tennessee (9/16) recorded 110 yards receiving and one touchdown on six receptions (18.3 avg.). At 26 years, three months and 10 days, became the third youngest player in NFL history to reach 6,000 receiving yards behind only Randy Moss (25 years, eight months, 27 days) and Larry Fitzgerald (26 years, 0 months, 13 days).
- Against N.Y. Giants (9/23), finished second on the team with 86 receiving yards on four receptions. Extended his streak to 12 consecutive games with 60-or-more yards from scrimmage, dating back to Week 8 of the 2017 season, which is the longest active streak in the NFL.
- At Indianapolis (9/30), led the team with 169 yards on 10 receptions and one touchdown. His 24-yard reception in overtime set up a game-winning 37-yard field goal by Ka’imi Fairbairn.
- Against Dallas (10/7), recorded a team-high 151 receiving yards on nine receptions and notched his first career pass defended on the Cowboys’ Hail Mary play as time expired in regulation. Tied Andre Johnson (six) for the most receptions of 25-plus yards through Week 5 of a season in franchise history.
- Against Buffalo (10/14), registered a team-high 63 yards receiving on five receptions and one touchdown.
- At Jacksonville (10/21), recorded three receptions for 50 yards and one touchdown. Caught his 40th career touchdown, becoming the fastest player in franchise history to reach 40 career touchdowns in his 86th career game, passing Andre Johnson (99 games).
- Against Miami (10/25), finished with a team-high six receptions for 82 yards and two touchdowns. Has tallied 13 touchdown receptions in 15 games played with Deshaun Watson.
- At Denver (11/4), tallied 10 receptions for 105 yards and one touchdown. Extended his streak to 18 consecutive games with at least 50 yards receiving, which is the longest streak in franchise history and tied Jerry Rice and Warren Wells (18) for the fourth-longest streak in NFL history. Broke his own franchise record for the most receiving yards (870 in 2015) through

the first nine games of a season in franchise history.

- At Washington (11/18), caught five passes for 56 yards and one touchdown. Tied his own franchise record for the most consecutive games with one touchdown (five).
- Against Indianapolis (12/9), finished with four receptions for 36 yards and one touchdown. Recorded the 29th receiving touchdown at home in his career, which is the second-most in the NFL over that span behind only Antonio Brown.
- At N.Y. Jets (12/15), recorded 10 receptions for a season-high 170 yards and two touchdowns. At 26 years, six months and three days, became the second-youngest player in NFL history to reach 7,000 career receiving yards behind only Larry Fitzgerald (26 years, three months, 20 days).
- At Philadelphia (12/23), finished with nine receptions for 104 yards. Eclipsed 100 receptions in a season for the second time in his career (111 in 2015).
- Against Jacksonville (12/30), caught a single-game career-high 12 passes for 147 receiving yards. Recorded at least 100 yards in three consecutive games for the first time since Weeks 4-6 of the 2015 season. Joined Jerry Rice, Marvin Harrison and Brandon Marshall as the only receivers to record at least 100 receptions, 1,500 yards and 11 touchdowns in multiple seasons in NFL history.
- Against Indianapolis (1/5), notched five receptions for 37 yards in the Wild Card Round.

**2017 (15/15 - Houston):** Started 15 games and finished the season with 96 receptions for 1,378 yards and 13 touchdowns. Earned AP NFL All-Pro First Team, PFWA All-NFL Team and Pro Football Focus First Team Offense honors. Named a starter in his second Pro Bowl appearance. Led the NFL in receiving touchdowns with a single-season franchise-record and single-season career-high 13. Caught a touchdown in an NFL-high and franchise-record 10 different games and tied for the second-most games with two or more receiving touchdowns in the NFL (two). Ranked first in the NFL among wide receivers and third among all non-kickers in points scored with a single-season career-high 78. Scored a receiving touchdown in five straight games, becoming the first player in franchise history to do so and one of two players (Robbie Anderson) in the NFL to do so in 2017. Became the first player in team history with a touchdown reception in eight straight home games and the only player in the NFL to score a rushing or receiving touchdown in every home game in 2017.

- Against Jacksonville (9/10), recorded seven receptions for 55 yards and a touchdown in the home opener.
- At New England (9/24), caught seven passes for the third straight game and tallied 76 yards.
- Against Kansas City (10/8), posted four receptions for 52 yards and a career-best three touchdown receptions. He became the second player in team history with three-or-more touchdown receptions in a single game and passed Kevin Walter (25) for the fifth most touchdowns in franchise history.
- At Seattle (10/29), caught eight passes for 224 yards and one touchdown. The 224 receiving yards was the second-most in the NFL and second-most in his career. Became the only player in team history to catch six touchdowns in a four-game span. The 10th player in NFL history to notch 224+ yards and a touchdown in a game on two separate occasions and topped 5,000 receiving yards for his career.
- At Baltimore (11/27), finished with a game-high seven receptions for a game-high 125 yards (17.9 yards per reception average). With the performance, became the fourth NFL player to top 1,000 receiving yards on the season, tied Andre Johnson (2003-07) for the most 100-yard games through a player’s first five seasons in team history (17), passed Owen Daniels (385) for the second most receptions in team history.
- Against San Francisco (12/10), registered a season-high 11 receptions for 149 yards and two touchdowns. Recorded his 11th receiving touchdown of the year. Posted his 18th career game with 100+ receiving yards, the most in a player’s first five seasons in franchise history, and continued his streak of scoring in every home game (seven).
- Against Pittsburgh (12/25), recorded four receptions for 65 yards and one touchdown increasing his NFL lead and franchise records to 13 receiving touchdowns and 10 games with one-or-more receiving touchdowns. Became the first player in franchise history to produce a touchdown reception in eight straight home games and has produced 55+ scrimmage yards in nine straight games to become the only receiver to string together such a streak in the NFL.

**2016 (16/16, 2/2 - Houston):** Started all 16 games and compiled 954 yards on 78 receptions and four touchdowns. Finished tied for second in the NFL in third-down receptions (28), tied for 24th in receptions (78) and 29th in



receiving yards (954). Led the team in receptions, receiving yards and tied for the lead in touchdowns. Started in both postseason contests and recorded 11 receptions for 132 yards and one touchdown.

- Against Detroit (10/30), recorded four receptions for 44 yards. This marked 3,967 career receiving yards and passed Andre Johnson (3,953 from 2003-06) for the most receiving yards by a Texans player in the first four seasons of his career.
- At Jacksonville (11/13), surpassed 4,000 receiving yards for his career with a team-high five receptions for 48 yards.
- At Tennessee (1/1), recorded seven receptions for 123 yards for his 13th career 100-yard receiving game.
- Against Oakland (1/7), led the team with five receptions for 67 yards and his first career postseason touchdown in the AFC Wild Card round.
- At New England (1/14), posted team highs of six receptions for 65 yards in the AFC Divisional round.

**2015 (16/16, 1/1 - Houston):** Started all 16 games and recorded 111 receptions for 1,521 yards, six 100-yard receiving games and 11 touchdowns. Earned Pro Bowl and Associated Press NFL All-Pro second team. Ranked third in the NFL in receptions and yards and tied for seventh in receiving touchdowns. Passed Andre Johnson for the most receptions (239), receiving yards (3,533), receiving touchdowns (19) and 100-yard receiving games (11) in a player's first three seasons in franchise history. Started his first career postseason game against Kansas City (1/9), and led the team with six receptions for 69 yards.

- Against Kansas City (9/13), led both teams with 98 receiving yards and two touchdowns on nine receptions. Scored 14 total points (two receiving touchdowns, one two-point conversion), which was the second-highest single-game total by a wide receiver in team history.
- At Atlanta (10/4), recorded 157 receiving yards with nine receptions. Posted back-to-back 100-yard receiving games for the first time in his career.
- Against Indianapolis (10/8), led the team with a career-high 11 catches for 169 yards and posted his first career game with 10+ receptions.
- At Jacksonville (10/18), caught 10 passes for 148 yards and two touchdowns. Recorded his fourth consecutive 100-yard receiving game, which tied the franchise record (Andre Johnson, 2008). Became the first player in NFL history with at least nine catches and 145 receiving yards in three consecutive games (Weeks 4-6). Had the second-most receptions (52) and fourth-most yards (726) through six games in NFL history. Second player in team history with back-to-back games with 10 catches.
- Passed Andre Johnson (35 in 2006) for the second-most receptions in a single October in Texans history. Finished the month with 36 receptions for 524 yards and two touchdowns. His receiving yards totals also ranked as the second-most in October in team history.
- Against N.Y. Jets (11/22), recorded five receptions for 118 yards and two touchdowns which put him at 204 career receptions and 3,057 career receiving yards. At 23 years, 169 days old, became the third-youngest player in NFL history to reach 200 career receptions and 3,000 career receiving yards, behind only Larry Fitzgerald (23 years, 108 days) and David Boston (23 years, 126 days). Became the fastest player in team history to reach 200 receptions and 3,000 receiving yards, doing so in his 42nd career game. The previous records were held by Andre Johnson (43 and 48 games respectively). Became the first player in team history to accumulate 1,000 receiving yards in the first 10 games of a season. Notched his 10th career 100-yard receiving game, passing Andre Johnson (nine) for the most 100-yard receiving games in a player's first three seasons in team history Tied Owen Daniels (four) for the second-most career multiple-touchdown games in Texans history. Tied Andre Johnson (three in 2009) for the most multiple touchdown games in a single season in team history.
- Against New England (12/13), caught three passes for 52 yards (17.3 avg.), including a long of 40 yards. Set a single-season career high in receiving yards, surpassing his previous high of 1,210 receiving yards in 2014.
- At Tennessee (12/27), had seven receptions for 117 yards and one touchdown. Became just the third wide receiver in NFL history at age 23-or younger with 1,400 receiving yards and 11 receiving touchdowns in a season (Isaac Bruce, Randy Moss).
- Against Kansas City (1/9), in his first career playoff start led the team with six receptions for 69 yards in the AFC Wild Card game. His receiving yardage total ranked as the sixth-highest mark in a postseason game in Texans history, while his reception total ranked seventh.

**2014 (16/16 - Houston):** Started all 16 games and recorded 76 receptions

for 1,210 yards and six touchdowns. Named a Pro Bowl alternate after becoming the second player in franchise history to eclipse the 1,000-yard mark.

- Against Washington (9/7), hauled in a career long 76-yard touchdown in the second quarter. Finished the game with four receptions for 89 yards.
- At Oakland (9/14), recorded three receptions for 22 yards and a 12-yard touchdown.
- At N.Y. Giants (9/21), registered a six-catch, 116-yard performance and went over the 1,000-yard mark for his career. It was the second 100-yard game of his career.
- Against Buffalo (9/28), set a career high for touchdowns in a season (3) when he caught a 35-yard touchdown in the second quarter. Finished the game with five catches for 64 yards.
- At Dallas (10/5), led the team with six receptions for 63 yards.
- At Pittsburgh (10/20), caught six passes for 108 yards for his third career game with 100 yards receiving.
- At Tennessee (10/16), recorded five receptions for 95 yards to move into eighth place on the franchise's yards receiving list. Entered the game with 1,276 yards receiving and pass Domanick Williams (1,276) and Joel Dreessen (1,323).
- Against Philadelphia (11/2), caught six passes for 115 yards and a touchdown for his third 100-yard receiving game of the season and fourth of his career. Tied Owen Daniels for the second-most 100-yard receiving games in franchise history with four.
- Against Cincinnati (11/23), recorded five receptions for 39 yards and caught his 100th career pass and passed his single-season career high (802 yards).
- Against Tennessee (11/3), had career-highs of 238 yards receiving, two touchdowns receiving and nine receptions. It was the fourth 200-yard receiving game and second highest total in franchise history. Averaged 26.4 yards per reception, the highest single-game average for a player with at least five receptions in franchise history. Tied a franchise single-game record with four receptions of 25+ yards. Became the second player in franchise history to eclipse the 1,000-yard mark in franchise history. Had 117 yards receiving in the first half and 121 in the second half, the first time in his career he had over 100 yards in a single half.
- At Jacksonville (12/7), had four catches for 49 yards. Also recovered an offensive fumble to keep a drive alive.
- At Indianapolis (12/14), led all receivers with five receptions for 77 yards.
- Against Baltimore (12/21), recorded five receptions for 38 yards to become the fifth player in franchise history with more than 2,000 receiving yards and the second youngest (22 years, 198 days) player in NFL history to reach 2,000 yards receiving. Became the 25th player in NFL history with 2,000 yards receiving through his first two seasons.

**2013 (16/16 - Houston):** Started all 16 games at wide receiver and finished the season with 52 receptions for 802 yards and two touchdowns. Earned a spot on the PFWA All-Rookie Team and was voted the Texans Rookie of the Year by teammates. Caught at least one pass in all 16 games. Named NFL Offensive Rookie of the Month in September after finishing the month with 20 receptions for 270 yards and a touchdown. Appeared in his first NFL game and started at wide receiver at San Diego (9/9). Posted his first career touchdown against Tennessee (9/15).

- At San Diego (9/9), made his first career start in his NFL debut and recorded five receptions for 66 yards.
- Against Tennessee (9/15), had seven receptions for 117 yards and the game-winning touchdown in overtime to become the youngest player in NFL history to score the game-winning touchdown in overtime at 21 years and 101 days. His seven receptions tied the second-most receptions and the 117 yards was the second-most receiving yards by a Texans rookie in franchise history.
- At Baltimore (9/22), recorded a game-high six receptions for 60 yards at Baltimore.
- At Kansas City (10/20), recorded three receptions for 76 yards and a touchdown.
- At Arizona (11/10), tallied a game-high six receptions for 69 yards.
- Against New England (12/1), caught two passes for 77 yards, including a career-long and franchise-long reception by a rookie 66-yarder.

#### COLLEGE:

- Played in 39 games with 32 starts over three seasons (2010-12) at Clemson and recorded 206 receptions for 3,020 yards and 27 touchdowns. Also added 32 yards on a pair of kickoff returns and 82 yards on 12 punt returns to amass 3,134 all-purpose yards. Left Clemson ranked first in

school history in receiving yards, first in receiving touchdowns, first in 100-yard receiving games (12) and second in receptions.

- Became the second player in ACC history to total at least 50 receptions as both a freshman and sophomore. Had at least one reception in each of his last 36 games, tied for a school record.
- Only player in school history with multiple 100-yard receiving performances in bowl games as he tallied 32 receptions for 403 yards and three touchdowns in three postseason appearances.
- As a junior (2012), started all 13 games and led the team with 82 receptions for 1,405 yards and 18 touchdowns. Was a semi-finalist for the Biletnikoff Award, given to the nation's top receiver, Hopkins was also a Maxwell Award Watch List member, earning second-team All-American honors from The NFL Draft Report, Athlon, CBSSports.com, Lindy's, Phil Steele, and Scout.com, in addition to being named third-team by the Associated Press and honorable mention from Sports Illustrated. Was an unanimous All-ACC first-team pick.
- His 82 grabs tied Sammy Watson (2011) for second on the school and eighth on the ACC season-record list. His 1,405 receiving yards set a school record and is the second-best season total in ACC annals. His 18 touchdown catches set both school and conference annual records.
- As a sophomore (2011), played in 14 games with 11 starts and finished with 72 receptions for 978 yards and five touchdowns. Received All-American honorable mention and All-ACC first-team honors from The NFL Draft Report.
- As a freshman (2010), appeared in 12 games with eight starts and led the team in receptions with 52 for 637 yards and four touchdowns. His receptions and yards gained set new school freshman records. Also had kickoff returns for 32 yards and two punt returns for 33 yards. Earned Freshman All-American third-team accolades from Phil Steele and The NFL Draft Report, Freshman All-ACC honors and was Clemson's Rookie of the Year. Gained at least 100 yards in his final four appearances. Following the football season, had a brief stint on the basketball team, appearing in seven games and recording a block, rebound, steal and assist.
- Majored in community recreation, sport and camp management at Clemson.

#### **PERSONAL:**

- Attended D.W. Daniel (Central, S.C.) where he had 57 receptions for 1,266 yards and 18 touchdowns on offense and 28 interceptions, including five returned for touchdowns during his prep career. Also returned 11 punts for 289 yards and three touchdowns, along with two kickoff returns for 119 yards and one touchdown as a senior. Led D.W. Daniel High to a 37-4 record during his career.
- Rated the 12th-best wide receiver in the nation and the state's eighth-best overall prospect by Rivals.com and was the 14th-ranked cornerback by Scout.com.
- Super Prep's sixth-ranked athlete in the state, he received All-State first-team honors from the Charlotte Observer and The State, adding All-Southern honors from the Orlando Sentinel. Was a finalist for state's "Mr. Football" accolade, he was twice named All-State (defense) by the AP.
- Participated in the Offense-Defense All American game and the Shrine Bowl.
- Two-time Seneca Daily Journal Player of the Year and Anderson Independent Player of the Year choice, in addition to receiving Class AAA All-State honors from the High School Sports Report as a junior and senior.
- Added co-region player of the year recognition as a senior and was a three-time all-region pick.
- Also a four-year starter for the school's basketball team, he earned All-State honors three times and tallied more than 1,300 points, 400 rebounds, 600 assists and 200 steals in his prep career. Led the team to a state title as a senior, the school's first title since 1967.
- His uncle, the late Terry Smith, had 162 receptions as a Clemson Tiger from 1990-93.
- Follow Hopkins on Twitter at @DeAndreHopkins and on Instagram at @deandrehopkins
- Born DeAndre Rashaun Hopkins on June 6, 1992 in Clemson, S.C.

## DeANDRE HOPKINS' GAME-BY-GAME

2013 Houston Texans					RECEIVING				
Date	Opp.	W/L	P/S	No	Yds	Avg	Lg	TD	
Sept 9	@ SD	W	S	5	66	13.2	30	0	
Sept 15	Ten	W	S	7	117	16.7	28	1	
Sept 22	@ Bal	L	S	6	60	10.0	18	0	
Sept 29	Sea	L	S	2	27	13.5	16	0	
Oct 6	@ SF	L	S	2	23	11.5	18	0	
Oct 13	StL	L	S	3	47	15.7	22	0	
Oct 20	@ KC	L	S	3	76	25.3	35	1	
Nov 3	Ind	L	S	3	54	18.0	31	0	
Nov 10	@ Ari	L	S	6	69	11.5	22	0	
Nov 17	Oak	L	S	1	7	7.0	7	0	
Nov 24	Jax	L	S	1	8	8.0	8	0	
Dec 1	NE	L	S	2	77	38.5	66	0	
Dec 5	@ Jax	L	S	3	76	25.3	46	0	
Dec 15	@ Ind	L	S	3	52	17.3	39	0	
Dec 22	Den	L	S	1	8	8.0	9	0	
Dec 29	@ Ten	L	S	4	35	8.8	19	0	
<b>Totals</b>		<b>2-14</b>	<b>16/16</b>	<b>52</b>	<b>802</b>	<b>15.4</b>	<b>66</b>	<b>2</b>	

2014 Houston Texans					RECEIVING				
Date	Opp.	W/L	P/S	No	Yds	Avg	Lg	TD	
Sept 7	Was	W	S	4	89	22.3	76t	1	
Sept 14	@ Oak	W	S	3	22	7.3	12t	1	
Sept 21	@ NYG	L	S	6	116	19.3	49	0	
Sept 28	Buf	W	S	5	64	12.8	35t	1	
Oct 5	@ Dal	L	S	6	63	10.5	19	0	
Oct 9	Ind	L	S	1	12	12.0	12	0	
Oct 20	@ Pit	L	S	6	108	18.0	32	0	
Oct 26	@ Ten	W	S	5	95	19.0	23	0	
Nov 2	Phi	L	S	6	115	19.2	45	1	
Nov 16	@ Cle	W	S	4	80	20.0	41	0	
Nov 23	Cin	L	S	5	39	7.8	13	0	
Nov 30	Ten	W	S	9	238	26.4	58t	2	
Dec 7	@ Jax	W	S	4	49	12.3	28	0	
Dec 14	@ Ind	L	S	5	77	15.4	35	0	
Dec 21	Bal	W	S	5	38	7.6	9	0	
Dec 28	Jax	W	S	2	5	2.5	7	0	
<b>Totals</b>		<b>9-7</b>	<b>16/16</b>	<b>76</b>	<b>1210</b>	<b>15.9</b>	<b>76t</b>	<b>6</b>	

2015 Houston Texans					RECEIVING				
Date	Opp.	W/L	P/S	No	Yds	Avg	Lg	TD	
Sept 13	KC	L	S	9	98	10.9	17	2	
Sept 20	@ Car	L	S	5	53	10.6	16	0	
Sept 27	TB	W	S	8	101	12.6	29	1	
Oct 4	@ Atl	L	S	9	157	17.4	28	0	
Oct 8	Ind	L	S	11	169	15.4	34	0	
Oct 18	@ Jax	W	S	10	148	14.8	29	2	
Oct 25	@ Mia	L	S	6	50	8.3	11	0	
Nov 1	Ten	W	S	8	94	11.8	21t	1	
Nov 16	@ Cin	W	S	5	57	11.4	22t	1	
Nov 22	NYJ	W	S	5	118	23.6	61t	2	
Nov 29	NO	W	S	5	36	7.2	13	0	
Dec 6	@ Buf	L	S	5	88	17.6	29	1	
Dec 13	NE	L	S	3	52	17.3	40	0	
Dec 20	@ Ind	W	S	8	94	11.8	28	0	
Dec 27	@ Ten	W	S	7	117	16.7	44	1	
Jan 3	Jax	W	S	7	89	12.7	20	0	
<b>Totals</b>		<b>9-7</b>	<b>16/16</b>	<b>111</b>	<b>1521</b>	<b>13.7</b>	<b>61t</b>	<b>11</b>	

Playoffs					RECEIVING				
Date	Opp.	W/L	P/S	No	Yds	Avg	Lg	TD	
Jan 9	KC	L	S	6	69	11.5	17	0	
<b>Totals</b>		<b>0-1</b>	<b>1/1</b>	<b>6</b>	<b>69</b>	<b>11.5</b>	<b>17</b>	<b>0</b>	

2016 Houston Texans					RECEIVING				
Date	Opp.	W/L	P/S	No	Yds	Avg	Lg	TD	
Sept 11	Chi	W	S	5	54	10.8	23t	1	
Sept 18	KC	W	S	7	113	16.1	35	1	
Sept 22	@ NE	L	S	4	56	14.0	16	0	
Oct 2	Ten	W	S	1	4	4.0	4	0	
Oct 9	@ Min	L	S	5	56	11.2	25	1	
Oct 16	Ind	W	S	9	71	7.9	12	0	
Oct 24	@ Den	L	S	5	36	7.2	12	0	

Oct 30	Det	W	S	4	44	11.0	14	0
Nov 13	@ Jax	W	S	5	48	9.6	16	0
Nov 21	@ Oak	L	S	5	58	11.6	24	0
Nov 27	SD	L	S	5	70	14.0	19	0
Dec 4	@ GB	L	S	3	58	19.3	44t	1
Dec 11	@ Ind	W	S	2	33	16.5	22	0
Dec 18	Jax	W	S	8	87	10.9	16	0
Dec 24	Cin	W	S	3	43	14.3	21	0
Jan 1	@ Ten	L	S	7	123	17.6	51	0
<b>Totals</b>		<b>9-7</b>	<b>16/16</b>	<b>78</b>	<b>954</b>	<b>12.2</b>	<b>51</b>	<b>4</b>

Playoffs					RECEIVING				
Date	Opp.	W/L	P/S	No	Yds	Avg	Lg	TD	
Jan 7	Oak	W	S	5	67	13.4	38	1	
Jan 9	@ NE	L	S	6	65	10.8	19	0	
<b>Totals</b>		<b>1-1</b>	<b>2/2</b>	<b>11</b>	<b>132</b>	<b>12.0</b>	<b>38</b>	<b>1</b>	

2017 Houston Texans					RECEIVING				
Date	Opp.	W/L	P/S	No	Yds	Avg	Lg	TD	
Sept 10	Jax	L	S	7	55	7.9	12	1	
Sept 14	@ Cin	W	S	7	73	10.4	25	0	
Sept 24	@ NE	L	S	7	76	10.9	21	0	
Oct 1	Ten	W	S	10	107	10.7	21	1	
Oct 8	KC	L	S	4	52	13.0	34t	3	
Oct 15	Cle	W	S	2	19	9.5	16	1	
Oct 29	@ Sea	L	S	8	224	28.0	72t	1	
Nov 5	Ind	L	S	6	86	14.3	34t	1	
Nov 12	@ LAR	L	S	7	111	15.9	36	0	
Nov 19	Ari	W	S	4	76	19.0	34	1	
Nov 27	@ Bal	L	S	7	125	17.9	39	0	
Dec 3	@ Ten	L	S	8	80	10.0	17	0	
Dec 10	SF	L	S	11	149	13.5	29t	2	
Dec 17	@ Jax	L	S	4	80	20.0	40	1	
Dec 25	Pit	L	S	4	65	16.3	38	1	
Dec 31	@ Ind	L	DNP						
<b>Totals</b>		<b>4-12</b>	<b>16/16</b>	<b>96</b>	<b>1378</b>	<b>14.4</b>	<b>72t</b>	<b>13</b>	

2018 Houston Texans					RECEIVING				
Date	Opp.	W/L	P/S	No	Yds	Avg	Lg	TD	
Sept 9	@ NE	L	S	8	78	9.8	17	0	
Sept 16	@ Ten	L	S	6	110	18.3	31	1	
Sept 23	NYG	L	S	6	86	14.3	24	0	
Sept 30	@ Ind	W	S	10	169	16.9	30	1	
Oct 7	Dal	W	S	9	151	16.8	49	0	
Oct 14	Buf	W	S	5	63	12.6	24	1	
Oct 21	@ Jax	W	S	3	50	16.7	31	1	
Oct 25	Mia	W	S	6	82	13.7	49t	2	
Nov 4	@ Den	W	S	10	105	10.5	16t	1	
Nov 18	@ Was	W	S	5	56	11.2	16t	1	
Nov 26	Ten	W	S	5	74	14.8	28	0	
Dec 2	Cle	W	S	7	91	13.0	29	0	
Dec 9	Ind	L	S	4	36	9.0	13	1	
Dec 15	@ NYJ	W	S	10	170	17.0	45t	2	
Dec 23	@ Phi	L	S	9	104	11.6	18	0	
Dec 30	Jax	W	S	12	147	12.3	43	0	
<b>Totals</b>		<b>11-5</b>	<b>16/16</b>	<b>115</b>	<b>1572</b>	<b>13.7</b>	<b>49t</b>	<b>11</b>	

Playoffs					RECEIVING				
Date	Opp.	W/L	P/S	No	Yds	Avg	Lg	TD	
Jan 5	Ind	L	S	5	37	7.4	13	0	
<b>Totals</b>		<b>0-1</b>	<b>1/1</b>	<b>5</b>	<b>37</b>	<b>7.4</b>	<b>13</b>	<b>0</b>	

2019 Houston Texans					RECEIVING				
Date	Opp.	W/L	P/S	No	Yds	Avg	Lg	TD	
Sept 9	@ NO	L	S	8	111	13.9	38	2	
Sept 15	Jax	W	S	5	40	8.0	14	0	
Sept 22	@ LAC	W	S	6	67	11.2	34	0	
Sept 29	Car	L	S	5	41	8.2	14	0	
Oct 6	Atl	W	S	7	88	12.6	29	0	
Oct 13	@ KC	W	S	9	55	6.1	18	0	
Oct 20	@ Ind	L	S	9	106	11.8	21	1	
Oct 27	Oak	W	S	11	109	9.9	21	0	
Nov 3	@ Jax	W	S	8	48	6.0	21	1	
Nov 17	@ Bal	L	S	7	80	11.4	20	0	
Nov 21	Ind	W	S	6	94	15.7	35t	2	
Dec 1	NE	W	S	5	64	12.8	27	0	

## DeANDRE HOPKINS' GAME-BY-GAME

Dec 8	Den	L	S	7	120	17.1	43t	1
Dec 15	@ Ten	W	S	6	119	19.8	35	0
Dec 21	@ TB	W	S	5	23	4.6	7	0
Dec 29	Ten	L	DNP					
<b>Totals</b>		<b>10-6</b>	<b>15/15</b>	<b>104</b>	<b>1165</b>	<b>11.2</b>	<b>43t</b>	<b>7</b>
<b>Playoffs</b>								
Jan 4	Buf	W	S	6	90	15.0	41	0
Jan 12	@ KC	L	S	9	118	13.1	38	0
<b>Totals</b>		<b>1-1</b>	<b>2/2</b>	<b>15</b>	<b>208</b>	<b>13.9</b>	<b>41</b>	<b>0</b>

2020 Arizona Cardinals				RECEIVING				
Date	Opp.	W/L	P/S	No	Yds	Avg	Lg	TD
Sept 13	@ SF	W	S	14	151	10.8	33	0
Sept 20	Was	W	S	8	68	8.5	25	1
Sept 27	Det	L	S	10	137	13.7	30	0
Oct 4	@ Car	L	S	7	41	5.9	13	0
Oct 11	@ NYJ	W	S	6	131	21.8	45	1
Oct 19	@ Dal	W	S	2	73	36.5	60	0
Oct 25	Sea	W	S	10	103	10.3	35t	1
Nov 8	Mia	L	S	3	30	10.0	17	0
Nov 15	Buf	W	S	7	127	18.1	43t	1
Nov 19	@ Sea	L	S	5	51	10.2	23	0
Nov 29	@ NE	L	S	5	55	11.0	16	0
Dec 6	LAR	L	S	8	52	6.5	10	1
Dec 13	@ NYG	W	S	9	136	15.1	41	0
Dec 20	Phi	W	S	9	169	18.8	45	1
Dec 26	SF	L	S	8	48	6.0	9	0
Jan 3	@ LAR	L	S	4	35	8.8	16	0
<b>Totals</b>		<b>8-8</b>	<b>16/16</b>	<b>115</b>	<b>1407</b>	<b>12.2</b>	<b>60</b>	<b>6</b>

2021 Arizona Cardinals				RECEIVING				
Date	Opp.	W/L	P/S	No	Yds	Avg	Lg	TD
Sept 12	@ Ten	W	S	6	83	13.8	38	2
Sept 19	Min	W	S	4	54	13.5	16	1
Sept 26	@ Jax	W	S	3	21	7.0	8	0
Oct 3	@ LAR	W	S	4	67	16.8	25	0
Oct 10	SF	W	S	6	87	14.5	30	1
Oct 17	@ Cle	W	S	3	55	18.3	33	2
Oct 24	Hou	W	S	7	53	7.6	15	1
Oct 28	GB	L	S	2	66	33.0	55	0
Nov 7	@ SF	W	IA					
Nov 14	Car	L	IA					
Nov 21	@ Sea	W	IA					
Dec 5	@ Chi	W	S	2	32	16.0	20t	1
Dec 13	LAR	L	S	5	54	10.8	15	0
Dec 19	@ Det	L	IR					
Dec 25	Ind	L	IR					
Jan 2	@ Dal	W	IR					
Jan 9	Sea	L	IR					
<b>Totals</b>		<b>11-6</b>	<b>10/10</b>	<b>42</b>	<b>572</b>	<b>13.6</b>	<b>55</b>	<b>8</b>

2022 Arizona Cardinals				RECEIVING				
Date	Opp.	W/L	P/S	No	Yds	Avg	Lg	TD
Sept 11	KC	L	SUS					
Sept 18	@ LV	W	SUS					
Sept 25	LAR	L	SUS					
Oct 2	@ Car	W	SUS					
Oct 9	Phi	L	SUS					
Oct 16	@ Sea	L	SUS					
Oct 20	NO	W	S	10	103	10.3	18	0
Oct 30	@ Min	L	S	12	159	13.3	33	1
Nov 6	Sea	L	S	4	36	9.0	22t	1
Nov 13	@ LAR	W	S	10	98	9.8	25	0
Nov 21	SF	L	S	9	91	10.1	17	0
Nov 27	LAC	L	S	4	87	21.8	33t	1
Dec 12	NE	L	S	7	79	11.3	23	0
Dec 18	@ Den	L	S	7	60	8.6	18	0
Dec 25	TB	L	S	1	4	4.0	4	0
Jan 1	@ Atl	L	IA					
Jan 8	@ SF	L	IA					
<b>Totals</b>		<b>4-13</b>	<b>9/9</b>	<b>64</b>	<b>717</b>	<b>11.2</b>	<b>33t</b>	<b>3</b>

**DeANDRE HOPKINS' NFL STATISTICS****REGULAR SEASON**

Year	Team	REGULAR SEASON		RECEIVING					RUSHING				
		GP	GS	No	Yds	Avg	Lg	TD	Att	Yds	Avg	Lg	TD
2013	Houston	16	16	52	802	15.4	66	2	0	0	-	0	0
2014	Houston	16	16	76	1210	15.9	76t	6	0	0	-	0	0
2015	Houston	16	16	111	1521	13.7	61t	11	0	0	-	0	0
2016	Houston	16	16	78	954	12.2	51	4	0	0	-	0	0
2017	Houston	15	15	96	1378	14.4	72t	13	0	0	-	0	0
2018	Houston	16	16	115	1572	13.7	49t	11	1	-7	-7.0	-7	0
2019	Houston	15	15	104	1165	11.2	43t	7	2	18	9.0	12	0
2020	Arizona	16	16	115	1407	12.2	60	6	1	1	1.0	1	0
2021	Arizona	10	10	42	572	13.6	55	8	0	0	-	0	0
2022	Arizona	9	9	64	717	11.2	33t	3	0	0	-	0	0
<b>NFL Totals</b>		<b>145</b>	<b>145</b>	<b>853</b>	<b>11298</b>	<b>13.2</b>	<b>76t</b>	<b>71</b>	<b>4</b>	<b>12</b>	<b>3.0</b>	<b>12</b>	<b>0</b>

**PLAYOFFS**

Year	Team	PLAYOFFS		RECEIVING					RUSHING				
		GP	GS	No	Yds	Avg	Lg	TD	Att	Yds	Avg	Lg	TD
2015	Houston	1	1	6	69	11.5	17	0	0	0	-	0	0
2016	Houston	2	2	11	132	12.0	38	1	0	0	-	0	0
2018	Houston	1	1	5	37	7.4	13	0	0	0	-	0	0
2019	Houston	2	2	15	208	13.9	41	0	0	0	-	0	0
<b>NFL Totals</b>		<b>6</b>	<b>6</b>	<b>37</b>	<b>446</b>	<b>12.1</b>	<b>41</b>	<b>1</b>	<b>0</b>	<b>0</b>	<b>-</b>	<b>0</b>	<b>0</b>

**Single-Game Highs**

Receptions - 14 at San Francisco (9/13/20)  
 Receiving Yards - 238 vs. Tennessee (11/30/14)  
 Long Reception - 76t vs. Washington (9/7/14)  
 Touchdowns - 3 vs. Kansas City (10/8/17)  
 Rushes - 1 (Four times, last vs. Philadelphia 12/20/20)  
 Rushing Yards - 12 vs. Denver (12/8/19)  
 Longest Rush - 12 vs. Denver (12/8/19)

**Additional Statistics**

Misc. Tackles - 2 (2016)  
 Pass Attempts - 0 for 1 (2018); 1 for 2 for 6-yard touchdown and one interception (2019)  
 Fumble Recoveries - 2 (2014); 1 (2022)  
 Two-Point Conversions - 1 reception (2015); 1 reception (2019)

**Playoff Single-Game Highs**

Receptions - 9 at Kansas City (1/12/20)  
 Receiving Yards - 118 at Kansas City (1/12/20)  
 Long Reception - 41 vs. Buffalo (1/4/20)  
 Touchdowns - 1 vs. Oakland (1/7/17)

**Additional Playoff Statistics**

Misc. Tackles - 1 (2015); 1 (2016)  
 Two-Point Conversions - 1 reception (2019)



# 35 CHRIS JACKSON

**DEFENSIVE BACK • 5'10" • 193 LBS • COLLEGE: MARSHALL**  
**ACQUIRED: 7TH ROUND - 2020**  
**NFL EXPERIENCE (NFL/TITANS): 4/4 • HOMETOWN: TALLAHASSEE, FLA.**  
**GAMES PLAYED/GAMES STARTED: 24/6 (PLAYOFFS: 1/0)**



**PRO:** The Titans selected Chris Jackson with the 243rd overall pick in the seventh round of the 2020 NFL Draft. During his first three seasons, his totals included 55 tackles and five passes defended in 24 games (six starts). The Tallahassee, Fla., native was a four-year starter at Marshall, where his 45 passes defended ranked first in program history. The 5-foot-10 inch, 193-pounder was coveted for his versatility with experience at both corner and safety, as well as for his speed and ball disruption skills.

#### CAREER HIGHLIGHTS:

- In 2021, Jackson participated in 12 games with three starts. He finished with 33 tackles, two quarterback pressures, one tackle for loss, four passes defended and one stop on special teams.
- As a rookie in 2020, Jackson registered three starts, including the season opener at Denver. He became the franchise's first rookie drafted in the seventh round or later to start a Week 1 game since Sept. 10, 1989, when Oilers ninth-round rookie tight end Bob Mrosko started at Minnesota. Among all seventh-round picks from the beginning of the seven-round draft era in 1994 through 2020, Jackson was only the third rookie defensive back to start a season opener (Marlon McCree and Jimmy Moreland).
- Jackson earned all-conference recognition each year of his collegiate career: named to the Conference USA first team after recording a team-high 11 passes defended as a senior in 2019, earned second team all-conference honors at defensive back as a junior in 2018, garnered all-conference team honorable mention recognition as a sophomore in 2017, and he was named to the Conference USA All-Freshman team in 2016.

#### TITANS TIDBITS:

- A two-time state track champion in high school, Jackson runs a 4.47 second 40-yard dash. 'I still work out like a track athlete when I can,' Jackson said. 'I watch it a lot and keep up with it.'
- After his mother was killed by a home invader when he was 10 years old, Jackson lived with and was primarily raised by paternal grandmother Delores Madison, aunts Jessica and Caprice Overstreet, and maternal grandmother Renee Jones-Johnson.
- He has a love of cars that he attributes to his father and uncle, the latter of which does competitive drag racing. Jackson lists his top three cars as a 1969 Camaro, a 1984 Buick Grand National and a Ferrari F40.
- Jackson is a fishing enthusiast. He has spent more time fishing on the Ochlockonee River outside of Tallahassee than anywhere else.

#### CAREER TRANSACTIONS:

- The Tallahassee, Fla., native was selected by the Titans in the seventh round (243rd overall) of the 2020 NFL Draft.
- Waived by the Titans on Aug. 30, 2022 and signed to the team's practice squad a day later.
- Signed by the Titans to the team's active roster off of the practice squad on Sept. 16, 2022.

#### SEASON RECAPS:

**2022 (1/0):** Saw action as a reserve in one contest and registered a tackle. Spent the first week of the season on the team's practice squad. Placed on injured reserve on Sept. 21 and missed the final 15 games.

- At Buffalo (9/19), played as a reserve at cornerback and collected a tackle.

**2021 (12/3, 1/0):** Saw action in 12 games with three starts at cornerback and registered 33 tackles, including a stop for loss, two quarterback pressures, four passes defended and a special teams stop. Placed on

injured reserve on Nov. 23 and missed three games before being activated from injured reserve designated to return on Dec. 23. Was inactive two games. Saw action as a reserve in the postseason contest and notched a tackle on defense and a special teams stop on coverage units. Tied for the team lead in passes defended once (vs. BUF). Tied for the team lead in special teams tackles twice (vs. MIA, vs. CIN).

- At Seattle (9/19), saw significant action as a reserve at cornerback and tied a career-high with six tackles.
- Against Indianapolis (9/26), started at nickelback and tallied two tackles.
- At Jacksonville (10/10), saw action as a reserve at cornerback and compiled a tackle for loss, a quarterback pressure and a pass defended. Broke up a deep pass intended for Marvin Jones Jr. late in the third quarter. Stuffed Carlos Hyde for a three-yard loss on a fourth-and-goal rush from the one-yard line in the fourth quarter.
- Against Buffalo (10/18), played significant snaps as a reserve at cornerback and registered five tackles and a pass defended before leaving the game in the fourth quarter with an injury. Broke up a deep pass intended for Emmanuel Sanders in the third quarter.
- At Indianapolis (10/31), played as a reserve at cornerback and posted three tackles with a pass defended and a quarterback pressure. Combined with Dane Cruikshank to stuff Michael Pittman Jr. for a two-yard loss on a short pass in the fourth quarter. Halted a Colts' drive by defending a deep pass intended for Zach Pascal on third-and-six in overtime.
- At L.A. Rams (11/7), started at cornerback and tallied a career-high seven tackles with a pass defended. Broke up a deep pass intended for Cooper Kupp in the first quarter. Stuffed Darrell Henderson Jr. for no gain on a short pass late in the opening quarter. Combined with Jeffery Simmons to stop Sony Michel for no gain on a rush off left tackle late in the third quarter.
- Against Houston (11/21), started at cornerback and totaled three tackles.
- Against Cincinnati (1/22), made his postseason debut and collected a tackle on defense and a special teams stop on coverage units.

**2020 (11/3):** Played in 11 games with three starts at cornerback as a rookie and posted 21 tackles, including a stop for loss, a pass defended and three special teams stops. Was inactive for three games and spent two contests on the reserve/COVID-19 list. Was inactive for the postseason contest. Made his NFL debut and his first career NFL start at Denver (9/14/20). Led the team in special teams tackles once (at CIN).

- At Denver (9/14), started at cornerback in his first career NFL contest and collected a tackle. Became the franchise's first rookie drafted in the seventh round or later to start a Week 1 game since Sept. 10, 1989, when Oilers ninth-round rookie tight end Bob Mrosko started at Minnesota.
- Against Jacksonville (9/20), played as a reserve at cornerback and posted six tackles.
- Against Buffalo (10/13), started at cornerback and tallied four tackles and a pass defended. Combined with Larrell Murchison to stuff Devin Singletary for a three-yard loss on a rush up the middle in the first quarter. Ended a Bills' drive by deflecting a third-and-nine pass intended for Stefon Diggs in the second stanza.
- At Cincinnati (11/1), started at cornerback and posted four tackles, including a stop for loss. Led the team with two special teams tackles on coverage units. Stuffed Giovani Bernard for a three-yard loss on a rush off left tackle in the second stanza.

#### COLLEGE:

- During a four-year career at Marshall, started 48 games and posted 189 tackles, 6.5 tackles for loss, 2.0 sacks, seven interceptions with one returned for a touchdown, 45 passes defended and two fumble recoveries

with one returned for a score on kickoff coverage for the Thundering Herd. Jackson's 45 passes defended ranked first in Marshall history and his 48 career starts ranked 14th in program history. He earned all-conference recognition in all four of his collegiate seasons.

- As a senior (2019), started 11 games and recorded 25 tackles, one interception and a team-high 11 passes defended. Earned first team all-conference recognition.
- As a junior (2018), started all 13 games and posted 61 tackles, one interception, 15 passes defended and one fumble recovery. Earned second team all-conference honors at defensive back.
- As a sophomore (2017), started 12 games and tallied 62 tackles, 2.5 tackles for loss, one half sack, a team-high three interceptions for 108 yards and one touchdown, a team-high 10 passes defended and recovered one fumble on kickoff coverage that he returned for a score. Named all-conference honorable mention.
- As a freshman (2016), started all 12 games as a true freshman and tallied 41 tackles, four tackles for loss, 1.5 sacks, two interceptions and nine passes defended. Named to the Conference USA All-Freshman team.
- Graduated from Marshall in December 2019 with a degree in criminal justice.

**PERSONAL:**

- Attended FAMU Developmental Research (Tallahassee, Fla.) School where he was rated as a two-star prospect by Rivals.
- Named a Florida 2A All-State wide receiver as a senior in 2015. Also played safety.
- Jackson was a two-time Florida state high school track champion in the 110-meter hurdles and was a runner up in the 300-meter hurdles.
- Also played basketball.
- List of favorites: (TV show) "Spongebob Squarepants"; (movies) "Shrek," and "Coming to America"; (musician) Kanye West.
- Follow Jackson on Twitter @C3Jack and on Instagram @\_3cjack.
- Son of D'Wayne Jackson and Tanesha Overstreet.
- Has two brothers and two sisters.
- Born Christopher D'Wayne Jackson on April 13, 1998 in Minneapolis, Minn.

**CHRIS JACKSON'S GAME-BY-GAME**

**2020 Tennessee Titans**

Date	Opp	W/L	P/S	Tot Solo Asst	Sk - Yds	QBP	TFL	Int - Yds -TD	PD	FF	FR - Yds	SpT
Sept 14	@ Den	W	S	1 0 1	0.0 0.0	0	0	0 0 0	0	0	0	0
Sept 20	Jax	W	p	6 3 3	0.0 0.0	0	0	0 0 0	0	0	0	0
Sept 27	@ Min	W	IA									
Oct 13	Buf	W	S	4 3 1	0.0 0.0	0	0	0 0 0	1	0	0	0
Oct 18	Hou	W	IA									
Oct 25	Pit	L	p	3 2 1	0.0 0.0	0	0	0 0 0	0	0	0	0
Nov 1	@ Cin	L	S	4 2 2	0.0 0.0	0	1	0 0 0	0	0	0	2
Nov 8	Chi	W	p	0 0 0	0.0 0.0	0	0	0 0 0	0	0	0	0
Nov 12	Ind	L	p	0 0 0	0.0 0.0	0	0	0 0 0	0	0	0	0
Nov 22	@ Bal	W	p	0 0 0	0.0 0.0	0	0	0 0 0	0	0	0	1
Nov 29	@ Ind	W	R/C									
Dec 6	Cle	L	R/C									
Dec 13	@ Jax	W	p	0 0 0	0.0 0.0	0	0	0 0 0	0	0	0	0
Dec 20	Det	W	p	3 2 1	0.0 0.0	0	0	0 0 0	0	0	0	0
Dec 27	@ GB	L	p	0 0 0	0.0 0.0	0	0	0 0 0	0	0	0	0
Jan 3	@ Hou	W	IA									
<b>Totals</b>			<b>11-5 11/3</b>	<b>21 12 9</b>	<b>0.0 0.0</b>	<b>0</b>	<b>1</b>	<b>0 0 0</b>	<b>1</b>	<b>0</b>	<b>0</b>	<b>3</b>
<b>Playoffs</b>												
Jan 10	Bal	L	IA									
<b>Totals</b>			<b>0-1 0/0</b>	<b>0 0 0</b>	<b>0.0 0.0</b>	<b>0</b>	<b>0</b>	<b>0 0 0</b>	<b>0</b>	<b>0</b>	<b>0</b>	<b>0</b>

**2021 Tennessee Titans**

Date	Opp	W/L	P/S	Tot Solo Asst	Sk - Yds	QBP	TFL	Int - Yds -TD	PD	FF	FR - Yds	SpT
Sept 12	Ari	L	IA									
Sept 19	@ Sea	W	p	6 5 1	0.0 0.0	0	0	0 0 0	0	0	0	0
Sept 26	Ind	W	S	2 2 0	0.0 0.0	0	0	0 0 0	0	0	0	0
Oct 3	@ NYJ	L	p	2 2 0	0.0 0.0	0	0	0 0 0	0	0	0	0
Oct 10	@ Jax	W	p	1 1 0	0.0 0.0	1	1	0 0 0	1	0	0	0
Oct 18	Buf	W	p	5 5 0	0.0 0.0	0	0	0 0 0	1	0	0	0
Oct 24	KC	W	IA									
Oct 31	@ Ind	W	p	3 2 1	0.0 0.0	1	0	0 0 0	1	0	0	0
Nov 7	@ LAR	W	S	7 5 2	0.0 0.0	0	0	0 0 0	1	0	0	0
Nov 14	NO	W	p	2 2 0	0.0 0.0	0	0	0 0 0	0	0	0	0
Nov 21	Hou	L	S	3 3 0	0.0 0.0	0	0	0 0 0	0	0	0	0

Nov 28	@ NE	L	IR									
Dec 12	Jax	W	IR									
Dec 19	@ Pit	L	IR									
Dec 23	SF	W	p	0 0 0	0.0 0.0	0	0	0 0 0	0	0	0	0
Jan 2	Mia	W	p	0 0 0	0.0 0.0	0	0	0 0 0	0	0	0	1
Jan 9	@ Hou	W	p	2 1 1	0.0 0.0	0	0	0 0 0	0	0	0	0
<b>Totals</b>			<b>12-5 12/3</b>	<b>33 28 5</b>	<b>0.0 0.0</b>	<b>2</b>	<b>1</b>	<b>0 0 0</b>	<b>4</b>	<b>0</b>	<b>0</b>	<b>1</b>
<b>Playoffs</b>												
Jan 22	Cin	L	p	1 1 0	0.0 0.0	0	0	0 0 0	0	0	0	1
<b>Totals</b>			<b>0-1 1/0</b>	<b>1 1 0</b>	<b>0.0 0.0</b>	<b>0</b>	<b>0</b>	<b>0 0 0</b>	<b>0</b>	<b>0</b>	<b>0</b>	<b>1</b>

**2022 Tennessee Titans**

Date	Opp	W/L	P/S	Tot Solo Asst	Sk - Yds	QBP	TFL	Int - Yds -TD	PD	FF	FR - Yds	SpT
Sept 11	NYG	L	PS									
Sept 19	@ Buf	L	p	1 1 0	0.0 0.0	0	0	0 0 0	0	0	0	0
Sept 25	LV											
Placed on injured reserve on Sept. 21, 2022												
<b>Totals</b>			<b>0-2 1/0</b>	<b>1 1 0</b>	<b>0.0 0.0</b>	<b>0</b>	<b>0</b>	<b>0 0 0</b>	<b>0</b>	<b>0</b>	<b>0</b>	<b>0</b>

## CHRIS JACKSON'S NFL STATISTICS

REGULAR SEASON				TACKLES								INTERCEPTIONS					FUMBLES			
Year	Team	GP	GS	Tot	Solo	Asst	Sk	Yds	QBP	TFL	No	Yds	Lg	TD	PD	FF	FR	Yds	SpT	
2020	Tennessee	11	3	21	12	9	0.0	0.0	0	1	0	0	0	0	1	0	0	0	3	
2021	Tennessee	12	3	33	28	5	0.0	0.0	2	1	0	0	0	0	4	0	0	0	1	
2022	Tennessee	1	0	1	1	0	0.0	0.0	0	0	0	0	0	0	0	0	0	0	0	
<b>NFL Totals</b>		<b>24</b>	<b>6</b>	<b>55</b>	<b>41</b>	<b>14</b>	<b>0.0</b>	<b>0.0</b>	<b>2</b>	<b>2</b>	<b>0</b>	<b>0</b>	<b>0</b>	<b>0</b>	<b>5</b>	<b>0</b>	<b>0</b>	<b>0</b>	<b>4</b>	

PLAYOFFS				TACKLES								INTERCEPTIONS					FUMBLES			
Year	Team	GP	GS	Tot	Solo	Asst	Sk	Yds	QBP	TFL	No	Yds	Lg	TD	PD	FF	FR	Yds	SpT	
2020	Tennessee	0	0	0	0	0	0.0	0.0	0	0	0	0	0	0	0	0	0	0	0	
2021	Tennessee	1	0	1	1	0	0.0	0.0	0	0	0	0	0	0	0	0	0	0	1	
<b>NFL Totals</b>		<b>1</b>	<b>0</b>	<b>1</b>	<b>1</b>	<b>0</b>	<b>0.0</b>	<b>0.0</b>	<b>0</b>	<b>0</b>	<b>0</b>	<b>0</b>	<b>0</b>	<b>0</b>	<b>0</b>	<b>0</b>	<b>0</b>	<b>0</b>	<b>1</b>	

### Single-Game Highs

Tackles - 7 at L.A. Rams (11/7/21)  
 Tackle For Loss - 1 (Twice, last at Jacksonville 10/10/21)  
 Passes Defensed - 1 (Five times, last at L.A. Rams 11/7/21)  
 Special Teams Tackles - 2 at Cincinnati (11/1/20)

### Playoff Single-Game Highs

Tackles - 1 vs. Cincinnati (1/22/22)  
 Special Teams Tackles - 1 vs. Cincinnati (1/22/22)





# 94 JALEEL JOHNSON

**DEFENSIVE TACKLE • 6'3" • 316 LBS • COLLEGE: IOWA**  
**ACQUIRED: FREE AGENT - 2023 • NFL EXPERIENCE (NFL/TITANS): 7/1**  
**HOMETOWN: BROOKLYN, N.Y.**  
**GAMES PLAYED/GAMES STARTED: 74/21 (PLAYOFFS: 4/0)**



**PRO:** The Titans signed Jaleel Johnson as a free agent during the 2023 offseason. The University of Iowa product was originally a fourth-round selection (109th overall) of the Minnesota Vikings in the 2017 NFL Draft. The 6-foot-3, 316-pounder has played in 74 games with 21 starts for three different franchises over his six-year career.

### CAREER TRANSACTIONS:

- The Brooklyn, N.Y. native was originally selected by the Minnesota Vikings in the fourth round (109th overall) of the 2017 NFL Draft.
- Signed by the Houston Texans as an unrestricted free agent on April 8, 2021.
- Released by the Texans on Aug. 31, 2021.
- Signed to the New Orleans Saints practice squad on Sept. 6, 2021.
- Signed by the Texans from the Saints practice squad on Sept. 15, 2021.
- Signed by the New Orleans Saints as an unrestricted free agent on April 4, 2022.
- Released by the Saints on Aug. 11, 2022.
- Signed by the Saints on Aug. 15, 2022.
- Waived by the Saints on Aug. 23, 2022.
- Signed by the Atlanta Falcons to the practice squad on Oct. 5, 2022.
- Signed by the Houston Texans from the Falcons practice squad on Oct. 26, 2022.
- Waived by the Texans on Nov. 19, 2022.
- Claimed off waivers by the Falcons on Nov. 21, 2022.
- Signed by the Titans as a free agent on May 30, 2023.

### SEASON RECAPS:

**2022 (6/0 - Atlanta, 3/1 - Houston):** Signed by the Atlanta Falcons to the practice squad on Oct. 5. Signed by the Texans off the Falcons practice squad and appeared in three games recording four tackles and one sack before being waived. Claimed off waivers by the Falcons on Nov. 21 and appeared in the last six games of the season, notching seven tackles and one quarterback hit.

- Against Tennessee (10/30), appeared in his first game of the season for the Texans and recorded one sack and three tackles.
- At Washington (11/27), made his Falcons debut and notched two tackles.
- At New Orleans (12/18), recorded three solo tackles.
- Against Tampa Bay (1/8), had a season-high five tackles.

**2021 (12/0 - Houston):** Appeared in 12 games as a Texan, recording 23 tackles and one fumble recovery.

- At Cleveland (9/19), appeared in his first game for Houston.
- Against New England (10/10), tallied three solo tackles and first career fumble recovery.
- At Tennessee (11/21), recorded three tackles and his first quarterback hit of the season.
- Against N.Y. Jets (11/28), notched season-high four tackles.

**2020 (16/16 - Minnesota):** Started all 16 games for the first time and notched a career-high 44 tackles, adding 1.5 sacks.

- At Indianapolis (9/20), recorded six tackles, including one tackle for loss.
- Against Atlanta (10/18), tallied three tackles and a split sack.
- Against Dallas (12/8), logged season-high seven tackles and first full sack of the year.

**2019 (16/3, 2/0 - Minnesota):** Played in all 16 games with three starts and recorded 44 tackles, five tackles for loss and set a single season career high in sacks with 3.5. Appeared in both playoff games and recorded two

tackles including one tackle for a loss.

- Against Denver (11/17), made his second start of the season and contributed a season-best six total tackles while also adding one sack.
- Against Detroit (12/8), post one sack in the second quarter. Also added three tackles.
- At L.A. Chargers (12/15), sacked Philip Rivers for a nine-yard loss which marked consecutive games with a sack for the first time in his career.

**2018 (16/1 - Minnesota):** Saw action in all 16 games with one start and logged 13 tackles, half a sack and a forced fumble.

- At N.Y. Jets (10/21), started the game and recorded a season-high four tackles and half a sack
- At Chicago (11/18), forced his first career fumble on Tarik Cohen in the fourth quarter.

**2017 (5/0, 2/0 - Minnesota):** Played in five regular season games and two postseason games. Recorded one assisted sack in the regular season and two in the postseason.

- At Chicago (10/9), made NFL debut.
- Against Green Bay (10/15), contributed one assisted tackle.
- At Philadelphia (1/21), posted two tackles in the NFC Championship Game.

### COLLEGE:

- Appeared in 47 games with 27 starts at Iowa and recorded 112 tackles, 18.5 tackles for loss, and 11 sacks.
- As a senior (2016), started all 13 games to finish his career with 27 consecutive starts. Tallied 55 tackles, with 10 tackles for loss and eight sacks. Also had one safety, two pass break-ups and five quarterback pressures. Was named first team All-Big Ten by league coaches, the Associated Press and Athlon Sports. Was awarded the team hustle award.
- As a junior (2015), started all 14 games and recorded 45 tackles, including 5.5 tackles for loss and four sacks. Was named honorable mention All-Big Ten by the league coaches and media.
- As a sophomore (2014), saw action in all 13 games and notched 11 total tackles with 2.5 tackles for loss and one sack.
- As a redshirt freshman (2013), appeared in seven games and recorded one assisted tackle.
- As a freshman (2012), redshirted.
- Graduated with a bachelor's degree in sociology from Iowa.

### PERSONAL:

- Attended Montini Catholic (Lombard, Ill.) High School for his senior year after spending his first three years at St. Joseph's (Westchester, Ill.).
- Earned prep All-American honors and first-team All-State recognition his senior year.
- Was a team captain and played both offensive and defensive line as his team went 12-2 en route to winning the state championship.
- Also wrestled at St. Joseph's, earning two varsity letter.
- Parents are Tina and Ralph Johnson.
- Follow Jaleel on Twitter at @leellxvii and Instagram at @leel.lxvii
- Born Jaleel Johnson on July 12, 1994 in Brooklyn, N.Y.

# JALEEL JOHNSON'S GAME-BY-GAME

## 2017 Minnesota Vikings

Date	Opp	W/L	P/S	Tot Solo Asst	Sk - Yds	QBP	TFL	Int - Yds -TD	PD	FF	FR - Yds	SpT
Sept 11	NO	W	DNP									
Sept 17	@ Pit	L	DNP									
Sept 24	TB	W	DNP									
Oct 1	Det	L	DNP									
Oct 9	@ Chi	W	p	0	0	0.0	0.0	0	0	0	0	0
Oct 15	GB	W	p	1	0	1.0	0.0	0	0	0	0	0
Oct 22	Bal	W	DNP									
Oct 29	@ Cle	W	DNP									
Nov 12	@ Was	W	p	0	0	0.0	0.0	0	0	0	0	0
Nov 19	LAR	W	p	0	0	0.0	0.0	0	0	0	0	0
Nov 23	@ Det	W	DNP									
Dec 3	@ Atl	W	DNP									
Dec 10	@ Car	L	DNP									
Dec 17	Cin	W	DNP									
Dec 23	@ GB	W	DNP									
Dec 31	Chi	W	p	0	0	0.0	0.0	0	0	0	0	0
<b>Totals</b>	<b>13-3</b>	<b>5/0</b>		<b>1</b>	<b>0</b>	<b>1.0</b>	<b>0.0</b>	<b>0</b>	<b>0</b>	<b>0</b>	<b>0</b>	<b>0</b>
<b>Playoffs</b>												
Jan 14	NO	W	p	0	0	0.0	0.0	0	0	0	0	0
Jan 21	@ Phi	L	p	2	1	1.0	0.0	0	0	0	0	0
<b>Totals</b>	<b>1-1</b>	<b>2/0</b>		<b>2</b>	<b>1</b>	<b>1.0</b>	<b>0.0</b>	<b>0</b>	<b>0</b>	<b>0</b>	<b>0</b>	<b>0</b>

## 2018 Minnesota Vikings

Date	Opp	W/L	P/S	Tot Solo Asst	Sk - Yds	QBP	TFL	Int - Yds -TD	PD	FF	FR - Yds	SpT
Sept 9	SF	W	p	0	0	0.0	0.0	0	0	0	0	0
Sept 16	@ GB	T	p	1	1	0.0	0.0	0	0	0	0	0
Sept 23	Buf	L	p	0	0	0.0	0.0	0	0	0	0	0
Sept 27	@ LAR	L	p	0	0	0.0	0.0	0	0	0	0	0
Oct 7	@ Phi	W	p	0	0	0.0	0.0	1	0	0	0	0
Oct 14	Ari	W	p	1	0	1.0	0.0	0	0	0	0	0
Oct 21	@ NYJ	W	S	4	2	2.5	0.5	2	0	0	0	0
Oct 28	NO	L	p	1	0	1.0	0.0	0	0	0	0	0
Nov 4	Det	W	p	0	0	0.0	0.0	1	0	0	0	0
Nov 18	@ Chi	L	p	1	1	0.0	0.0	1	0	0	0	0
Nov 25	GB	W	p	1	1	0.0	0.0	0	0	0	0	0
Dec 2	@ NE	L	p	2	0	2.0	0.0	0	0	0	0	0
Dec 10	@ Sea	L	p	1	0	1.0	0.0	0	0	0	0	0
Dec 16	Mia	W	p	0	0	0.0	0.0	0	0	0	0	0
Dec 23	@ Det	W	p	1	1	0.0	0.0	1	1	0	0	0
Dec 30	Chi	L	p	0	0	0.0	0.0	0	0	0	0	0
<b>Totals</b>	<b>8-7-1</b>	<b>16/1</b>		<b>13</b>	<b>6</b>	<b>7.5</b>	<b>0.5</b>	<b>6</b>	<b>1</b>	<b>0</b>	<b>0</b>	<b>0</b>

## 2019 Minnesota Vikings

Date	Opp	W/L	P/S	Tot Solo Asst	Sk - Yds	QBP	TFL	Int - Yds -TD	PD	FF	FR - Yds	SpT
Sept 8	Atl	W	p	1	1	0.0	0.0	2	0	0	0	0
Sept 15	@ GB	L	p	1	1	0.0	0.0	0	0	0	0	0
Sept 22	Oak	W	p	0	0	0.0	0.0	1	0	0	0	0
Sept 29	@ Chi	L	p	1	1	0.0	0.0	0	1	0	0	0
Oct 6	@ NYG	W	p	0	0	0.0	0.0	1	0	0	0	0
Oct 13	Phi	W	p	2	0	2.0	0.0	1	0	0	0	0
Oct 20	@ Det	W	p	1	1	0.0	0.0	0	0	0	0	0
Oct 24	Was	W	p	0	0	0.0	0.0	0	0	0	0	0
Nov 3	@ KC	L	p	3	0	3.5	3.5	1	0	0	0	0
Nov 10	@ Dal	W	S	2	2	0.0	0.0	0	0	0	0	0
Nov 17	Den	W	S	6	3	3.0	3.0	1	2	0	0	0
Dec 2	@ Sea	L	p	2	1	1.0	0.0	0	0	0	0	0
Dec 8	Det	W	p	3	2	1.0	4.0	3	1	0	0	0
Dec 15	@ LAC	W	p	2	2	0.0	9.0	2	1	0	0	0
Dec 23	GB	L	p	1	1	0.0	0.0	0	0	0	0	0
Dec 29	Chi	L	S	4	0	4.0	0.0	1	0	0	0	0
<b>Totals</b>	<b>10-6</b>	<b>16/3</b>		<b>29</b>	<b>15</b>	<b>14</b>	<b>3.5</b>	<b>13</b>	<b>5</b>	<b>0</b>	<b>0</b>	<b>0</b>
<b>Playoffs</b>												
Jan 5	@ NO	W	p	1	1	0.0	0.0	0	0	1	0	0
Jan 11	@ SF	L	p	1	0	1.0	0.0	0	0	0	0	0
<b>Totals</b>	<b>1-1</b>	<b>2/0</b>		<b>2</b>	<b>1</b>	<b>1.0</b>	<b>0.0</b>	<b>0</b>	<b>0</b>	<b>1</b>	<b>0</b>	<b>0</b>

## 2020 Minnesota Vikings

Date	Opp	W/L	P/S	Tot Solo Asst	Sk - Yds	QBP	TFL	Int - Yds -TD	PD	FF	FR - Yds	SpT
Sept 13	GB	L	S	4	3	1.0	0.0	0	0	0	0	0
Sept 20	@ Ind	L	S	6	4	2.0	0.0	0	1	0	0	0
Sept 27	Ten	L	S	4	2	2.0	0.0	0	0	0	0	0
Oct 4	@ Hou	W	S	2	1	1.0	0.0	1	0	0	0	0
Oct 11	@ Sea	L	S	2	1	1.0	0.0	0	0	0	0	0
Oct 18	Atl	L	S	3	0	3.5	1.5	1	0	0	0	0
Nov 1	@ GB	W	S	4	3	1.0	0.0	0	0	0	0	0
Nov 8	Det	W	S	1	1	0.0	0.0	0	1	0	0	0
Nov 16	@ Chi	W	S	0	0	0.0	0.0	0	0	0	0	0
Nov 22	Dal	L	S	7	3	4.0	7.0	1	1	0	0	0
Nov 29	Car	W	S	1	0	1.0	0.0	0	0	0	0	0
Dec 6	Jax	W	S	2	0	2.0	0.0	0	0	0	0	0
Dec 13	@ TB	L	S	1	0	1.0	0.0	0	0	0	0	0
Dec 20	Chi	L	S	4	2	2.0	0.0	0	0	0	0	0
Dec 25	@ NO	L	S	3	2	1.0	0.0	0	0	0	0	0
Jan 3	@ Det	W	S	0	0	0.0	0.0	1	0	0	0	0
<b>Totals</b>	<b>7-9</b>	<b>16/16</b>		<b>44</b>	<b>22</b>	<b>1.5</b>	<b>8.5</b>	<b>4</b>	<b>3</b>	<b>0</b>	<b>0</b>	<b>0</b>
<b>2021 New Orleans Saints</b>												
Date	Opp	W/L	P/S	Tot Solo Asst	Sk - Yds	QBP	TFL	Int - Yds -TD	PD	FF	FR - Yds	SpT
Sept 12	GB	W	PS									
<b>Totals</b>	<b>1-0</b>	<b>0/0</b>										

## 2021 Houston Texans

Date	Opp	W/L	P/S	Tot Solo Asst	Sk - Yds	QBP	TFL	Int - Yds -TD	PD	FF	FR - Yds	SpT
Sept 19	@ Cle	L	p	0	0	0.0	0.0	0	0	0	0	0
Sept 23	Car	L	p	1	0	1.0	0.0	1	0	0	0	0
Oct 3	@ Buf	L	p	3	1	2.0	0.0	0	0	0	0	0
Oct 10	NE	L	p	3	3	0.0	0.0	0	0	0	1	0
Oct 17	@ Ind	L	p	0	0	0.0	0.0	0	0	0	0	0
Oct 24	@ Ari	L	IA									
Oct 31	LAR	L	IA									
Nov 7	@ Mia	L	p	2	1	1.0	0.0	3	1	0	0	0
Nov 21	@ Ten	W	p	3	0	3.0	0.0	2	0	0	0	0
Nov 28	NYJ	L	p	4	2	2.0	0.0	0	0	0	0	0
Dec 5	Ind	L	p	2	2	0.0	0.0	0	0	0	0	0
Dec 12	Sea	L	p	2	0	2.0	0.0	0	0	0	0	0
Dec 19	@ Jax	W	p	1	1	0.0	0.0	2	1	0	0	0
Dec 26	LAC	W	R/C									
Jan 2	@ SF	L	p	2	1	1.0	0.0	1	0	0	0	0
Jan 9	Ten	L	IA									
<b>Totals</b>	<b>3-13</b>	<b>12/0</b>		<b>23</b>	<b>11</b>	<b>12</b>	<b>0.0</b>	<b>9</b>	<b>2</b>	<b>0</b>	<b>0</b>	<b>0</b>

## 2022 Atlanta Falcons

Date	Opp	W/L	P/S	Tot Solo Asst	Sk - Yds	QBP	TFL	Int - Yds -TD	PD	FF	FR - Yds	SpT
Oct 9	@ TB	L	PS									
Oct 16	SF	W	PS									
Oct 23	@ Cin	L	PS									
<b>Totals</b>	<b>1-2</b>	<b>0/0</b>										

## 2022 Houston Texans

Date	Opp	W/L	P/S	Tot Solo Asst	Sk - Yds	QBP	TFL	Int - Yds -TD	PD	FF	FR - Yds	SpT
Oct 30	Ten	L	p	3	3	0.0	0.0	1	0	0	0	0
Nov 3	Phi	L	S	1	0	1.0	0.0	3	0	0	0	1
Nov 13	@ NYG	L	p	1	1	0.0	0.0	0	0	0	0	0
<b>Totals</b>	<b>0-3</b>	<b>3/1</b>		<b>5</b>	<b>4</b>	<b>1.0</b>	<b>0.0</b>	<b>4</b>	<b>0</b>	<b>0</b>	<b>0</b>	<b>0</b>

## 2022 Atlanta Falcons

Date	Opp	W/L	P/S	Tot Solo Asst	Sk - Yds	QBP	TFL	Int - Yds -TD	PD	FF	FR - Yds	SpT
Nov 27	@ Was	L	p	2	1	1.0	0.0	0	0	0	0	0
Dec 4	Pit	L	p	0	0	0.0	0.0	1	0	0	0	0
Dec 18	@ NO	L	p	3	3	0.0	0.0	0	0	0	0	0
Dec 24	@ Bal	L	p	0	0	0.0	0.0	0	0	0	0	0
Jan 1	Ari	W	p	0	0	0.0	0.0	0	0	0	0	1
Jan 8	TB	W	p	5	3	2.0	0.0	0	0	0	0	0
<b>Totals</b>	<b>2-4</b>	<b>6/0</b>		<b>10</b>	<b>7</b>	<b>3.0</b>	<b>0.0</b>	<b>1</b>	<b>0</b>	<b>0</b>	<b>0</b>	<b>0</b>

## JALEEL JOHNSON'S NFL STATISTICS

REGULAR SEASON				TACKLES							INTERCEPTIONS					FUMBLES			
Year	Team	GP	GS	Tot	Solo	Asst	Sk	Yds	QBP	TFL	No	Yds	Lg	TD	PD	FF	FR	Yds	SpT
2017	Minnesota	5	0	1	0	1	0.0	0.0	0	0	0	0	0	0	0	0	0	0	0
2018	Minnesota	16	1	13	6	7	0.5	0.5	6	1	0	0	0	0	0	1	0	0	0
2019	Minnesota	16	3	29	15	14	3.5	19.5	2	5	0	0	0	0	0	0	0	0	0
2020	Minnesota	16	16	44	22	22	1.5	8.5	3	3	0	0	0	0	0	0	0	0	0
2021	Houston	12	0	23	11	12	0.0	0.0	2	2	0	0	0	0	0	0	1	0	0
2022	ATL/HOU	9	1	15	11	4	1.0	0.0	2	0	0	0	0	0	0	0	1	0	0
<b>NFL Totals</b>		<b>74</b>	<b>21</b>	<b>125</b>	<b>65</b>	<b>60</b>	<b>6.5</b>	<b>28.5</b>	<b>15</b>	<b>11</b>	<b>0</b>	<b>0</b>	<b>0</b>	<b>0</b>	<b>0</b>	<b>1</b>	<b>2</b>	<b>0</b>	<b>0</b>

PLAYOFFS				TACKLES							INTERCEPTIONS					FUMBLES			
Year	Team	GP	GS	Tot	Solo	Asst	Sk	Yds	QBP	TFL	No	Yds	Lg	TD	PD	FF	FR	Yds	SpT
2017	Minnesota	2	0	2	1	1	0.0	0.0	0	0	0	0	0	0	0	0	0	0	0
2019	Minnesota	2	0	2	1	1	0.0	0.0	0	0	0	0	0	0	0	0	0	0	0
<b>NFL Totals</b>		<b>4</b>	<b>0</b>	<b>4</b>	<b>2</b>	<b>2</b>	<b>0.0</b>	<b>0.0</b>	<b>0</b>	<b>0</b>	<b>0</b>	<b>0</b>	<b>0</b>	<b>0</b>	<b>0</b>	<b>0</b>	<b>0</b>	<b>0</b>	<b>0</b>

### Single-Game Highs

Tackles - 7 vs. Dallas (11/22/20)

Sacks - 1 (Five times, last vs. Tennessee 10/30/22)

Forced Fumbles - 1 at Chicago (11/18/18)

Fumble Recoveries - 1 (Two times, last vs. Philadelphia (11/3/22)

### Playoff Single-Game Highs

Tackles - 2 at Philadelphia (1/21/18)

Tackles For Loss - 1 at New Orleans (1/5/20)



# 68 ZACK JOHNSON

**OFFENSIVE LINE • 6'6" • 301 LBS • COLLEGE: NORTH DAKOTA STATE**  
**ACQUIRED: FREE AGENT - 2022 • NFL EXPERIENCE (NFL/TITANS): 1/1**  
**HOMETOWN: BLAINE, MINN.**  
**GAMES PLAYED/GAMES STARTED: 1/0 (PLAYOFFS: 0/0)**



**PRO:** The Titans signed offensive lineman Zack Johnson to the team's practice squad late in the 2022 campaign to add depth to the offensive front. The 6-foot-6-inch, 301-pounder originally entered the NFL as an undrafted free agent with the Green Bay Packers in 2020. He has also spent time with the Arizona Cardinals, Denver Broncos and Baltimore Ravens. The North Dakota State product has some position flexibility having lined up at tackle and guard collegiately with the Bison.

#### TITANS TIDBITS:

- Johnson has an older brother, Ben, who was an offensive lineman at Bemidji State from 2012 to 2016.
- During college, he did an internship at In-House Advertising & Consulting in Fargo, working in marketing, videography and photography.
- His hobbies include hunting, fishing and nature photography.

#### CAREER TRANSACTIONS:

- The Blaine, Minn., native originally signed with the Green Bay Packers as a rookie free agent on April 29, 2020.
- Waived by the Packers on Sept. 5, 2020 and signed to the team's practice squad a day later.
- Activated from the practice squad to the active roster standard elevation on Dec. 19, 2020.
- Waived by the Packers on Aug. 17, 2021.
- Signed by the Arizona Cardinals to the team's practice squad on Sept. 30, 2021.
- Activated from the practice squad to the active roster standard elevation on Oct. 28, 2021.
- Released by the Cardinals from their practice squad on Oct. 29, 2021.
- Signed by the Denver Broncos to the team's practice squad on Nov. 24, 2021.
- Waived by the Broncos on May 13, 2022 and re-signed by the team four days later.
- Waived by the Broncos on Aug. 30, 2022.
- Signed by the Baltimore Ravens to the team's practice squad on Sept. 27, 2022.
- Released by the Ravens from their practice squad on Dec. 20, 2022.
- Signed by the Titans to the team's practice squad on Dec. 21, 2022.
- Activated from the practice squad to the active roster standard elevation on Dec. 29, 2022.

#### SEASON RECAPS:

**2022 (0/0 - Baltimore; 1/0 - Tennessee):** Spent 12 weeks on the Ravens' practice squad before being released on Dec. 20. Signed by the Titans' to their practice squad on Dec. 21.  
 • Against Dallas (12/29), made his NFL debut as a reserve on the offensive front.

**2022 (0/0 - Arizona; 0/0 - Denver):** Dressed but did not play in one contest with the Cardinals. Spent four weeks on the Cardinals' practice squad. Released by the Cardinals on Oct. 29. Spent the final seven weeks on the Broncos' practice squad.

**2020 (0/0 - Green Bay):** Dressed but did not play in one contest with the Packers. Spent the remaining 15 weeks on the team's practice squad.

#### COLLEGE:

- Was a two-time All-American at North Dakota State who earned second-team honors at right tackle in 2018 and first-team honors at right guard in 2019. Was a three-year starter who made 46 straight starts over his final three seasons. He helped NDSU set school records for rushing yards three straight years from 2017 through 2019 and was a part of five conference championships and four FCS national championships with Bison teams that went 70-5 in his career, including his redshirt season in 2015.
- As a senior (2019), started all 16 games at right guard as the Bison went undefeated and won their third straight FCS national championship. Named All-America first team selection by HERO Sports, Phil Steele and the Walter Camp Football Foundation. Selected second team All-America by the Associated Press and third team pick by STATS. Repeated on the All-Missouri Valley Football Conference first team.
- As a junior (2018), started all 15 games at right tackle for the undefeated national champion Bison. Was named All-America first team by the Walter Camp Football Foundation. Selected All-America second team by STATS FCS, HERO Sports and Phil Steele. Received All-America third-team honors by the Associated Press and named All-Missouri Valley Football Conference first team. Blocked for the No. 1 rushing attack in the MVFC averaging 286.2 yards per game (7th in FCS) and 6.4 yards per carry en route to a school-record 4,293 rushing yards.
- As a sophomore (2017), started all 15 games at right tackle and received All-Missouri Valley Football Conference honorable mention. In 11 regular-season games, played 592 snaps with an 81 percent technique grade and 29 knockdowns. Helped the team set a school record with 4,083 rushing yards and ranked fourth in the FCS averaging 272.2 rushing yards per game. Was named to the MVFC Honor Roll.
- As a redshirt freshman (2016), played in eight games for the Bison in a backup role.
- Redshirted as a true freshman in 2015.
- Graduated from North Dakota State in December 2019 with a bachelor's degree in university studies.

#### PERSONAL:

- Attended Spring Lake Park (Minn.) High School in Spring Lake Park where he played offensive tackle, defensive tackle and kicker.
- As a senior (2014), was named Associated Press all-state third team and Star Tribune all-metro second team after the Panthers went 8-4 and advanced to the Class 5A state semifinals.
- Also competed in hockey.
- Follow Johnson on Twitter at @Zackjohnson68 and on Instagram at @zack\_johnson66.
- Born Zackary Joseph Johnson on Jan. 19, 1997 in Blaine, Minn.

## ZACK JOHNSON'S NFL STATISTICS

### REGULAR SEASON

Year	Team	GP	GS
2020	Green Bay	0	0
2021	Arizona	0	0
2022	Tennessee	1	0
<b>NFL Totals</b>		<b>1</b>	<b>0</b>



# 73 JAMARCO JONES

**OFFENSIVE LINE • 6'4" • 293 LBS • COLLEGE: OHIO STATE**  
**ACQUIRED: UNRESTRICTED FREE AGENT (SEA) - 2022**  
**NFL EXPERIENCE (NFL/TITANS): 6/2 • HOMETOWN: CHICAGO, ILL.**  
**GAMES PLAYED/GAMES STARTED: 36/7 (PLAYOFFS: 2/2)**



**PRO:** The Titans signed Jamarco Jones during the 2022 offseason to add experience and versatility to the offensive line. The 6-foot-4-inch, 293-pounder was originally selected by the Seattle Seahawks in the fifth round of the 2018 NFL Draft. Jones appeared in 36 games with seven starts over three seasons with the Seahawks (2019-21) after missing his entire rookie campaign while on injured reserve. The Chicago, Ill., native has started at four positions during his career: right guard (3), right tackle (2), left guard (1) and left tackle (1).

#### TITANS TIDBITS:

- Jones was a part of Ohio State's national championship squad as a freshman in 2014.
- Jones was recruited to Ohio State by Titans head coach Mike Vrabel when he was an assistant on the Buckeyes staff.

#### CAREER TRANSACTIONS:

- The Chicago, Ill., native was selected by the Seattle Seahawks in the fifth round (168th overall) of the 2018 NFL Draft.
- Signed by the Titans as an unrestricted free agent on March 17, 2022.

#### SEASON RECAPS:

**2022 (0/0 - Tennessee):** Was inactive for the first two games of the season before being placed on injured reserve on Sept. 22 and missing the final 15 contests.

- Against N.Y. Giants (9/11), was inactive.
- At Buffalo (9/19), was inactive.

**2021 (10/2 - Seattle):** Saw action in 10 games with two starts (one at right tackle, one at left guard). Placed on injured reserve on Nov. 29 and missed five games before being activated from injured reserve designated to return on Jan. 1. Was inactive for two contests.

**2020 (11/2 - Seattle):** Played in 11 games with two starts (one at right guard, one at right tackle). Was inactive for two contests. Placed on injured reserve on Dec. 19 and missed the final three regular season games.

**2019 (15/3, 2/2 - Seattle):** Played in 15 games with three starts, starting contests at both right guard (two games) and left tackle (one game). Dressed but did not see action in another contest. Started both postseason games at left guard.

**2018 (0/0 - Seattle):** Spent his entire rookie season on injured reserve after suffering an injury in the preseason.

#### COLLEGE:

• Was a two-year starter at Ohio State who played in 50 games and started 27 consecutive contests at left tackle. Was an all-conference honoree twice without the benefit of a redshirt season, including a first-team All-Big Ten selection in 2017 by both the coaches and the media polls. Helped Ohio State win six championships during his career: a CFP national championship in 2014, a 2014 Sugar Bowl title, a 2015 Fiesta Bowl title, a 2017 Cotton Bowl title and Big Ten Conference championships in 2014 and 2017. His play also helped the Buckeyes rank among the Top 20 rushing teams in the nation four consecutive years, including 11th in 2016, 11th in 2015, ninth in 2014 and 17th in 2017.

• As a senior (2017), named first-team All-Big Ten Conference by the coaches and the media after starting all 14 games at left tackle. Helped lead the team to a 12-2 record, and a 2017 Cotton Bowl victory over

Southern Cal. Part of an offensive line that paved the way for 3,405 rushing yards on the season with 34 rushing touchdowns, and an average of 243.2 rushing yards per game.

- As a junior (2016), started all 13 games at left tackle and was named second-team All-Big Ten Conference by the coaches and the media. Started all 13 games. Helped lead the team to the Playstation Fiesta Bowl College Football Playoff Semifinal, where the Buckeyes lost to eventual National Champion Clemson. Helped guide the team to an 11-2 record, rushing for 3,188 yards (245.2 avg. per game) and 33 rushing touchdowns.
- As a sophomore (2015), saw action along the offensive line in a reserve role as the team finished the season with a 12-1 record.
- As a freshman (2014), played in 10 games along the offensive line in a reserve role. Team finished the season 14-1, winning the B1G Championship game over Wisconsin, in addition to winning the College Football Playoff National Championship over Oregon.
- Graduated early from Ohio State with a degree in family resource management in December of 2017.

#### PERSONAL:

- Attended De La Salle Institute (Chicago, Ill.) where he was a consensus four-star prospect and a Top 100 player nationally overall by Scout. He was rated among the 10 best offensive tackle prospects nationally, with No. 6 rankings by both Scout and ESPN.
- Missed the first half of his senior season with a shoulder injury, but still earned Illinois Coaches Association first-team Class 6A all-state honors and Champaign News-Gazette all-state accolades.
- Son of Urica Jones.
- Follow Jones on Twitter and Instagram at @jjones\_74
- Born Jamarco Jones on June 4, 1996 in Chicago, Ill.

## JAMARCO JONES' NFL STATISTICS

### REGULAR SEASON

Year	Team	GP	GS
2018	Seattle	0	0
2019	Seattle	15	3
2020	Seattle	11	2
2021	Seattle	10	2
2022	Tennessee	0	0
<b>NFL Totals</b>		<b>36</b>	<b>7</b>

### PLAYOFFS

Year	Team	GP	GS
2019	Seattle	2	2
<b>NFL Totals</b>		<b>2</b>	<b>2</b>

### Starts Breakdown:

2019 - RG 2, LT 1; 2020 - RG 1, RT 1; 2021 - LG 1, RT 1



# 90 NAQUAN JONES

**DEFENSIVE TACKLE • 6'3" • 313 LBS • COLLEGE: MICHIGAN STATE**  
**ACQUIRED: FREE AGENT - 2021 • NFL EXPERIENCE (NFL/TITANS): 3/3**  
**HOMETOWN: EVANSTON, ILL.**  
**GAMES PLAYED/GAMES STARTED: 24/6 (PLAYOFFS: 1/1)**



**PRO:** The Titans signed Naquan Jones as a rookie free agent following the 2021 NFL Draft. The 6-foot-3-inch, 313-pounder has appeared in 24 games with six starts during his first two seasons. He has collected 45 tackles, including 3.5 sacks, six stops for loss, seven quarterback pressures and two passes defended. The Evanston, Ill., native appeared in 46 games over four seasons at Michigan State (2017-20) and posted 78 tackles, 12.5 tackles for loss and three sacks during his collegiate career.

#### TITANS TIDBITS:

• In June 2019, Jones' mother, Germaine Thomas, died unexpectedly at the age of 37 after a lengthy battle with depression and alcoholism. At the time, Jones was a rising junior at Michigan State and just 21 years old himself. Jones wears a special necklace to honor his family with a picture of his grandmother and younger sisters on one side of a pendant and an image of his late mother on the other side.

#### CAREER TRANSACTIONS:

- The Evanston, Ill., native was signed by the Titans as an undrafted free agent on May 14, 2021.
- Waived by the Titans on Aug. 31 and signed to the team's practice squad a day later.
- Signed by the Titans to their active roster from the practice squad on Sept. 22, 2021.

#### SEASON RECAPS:

**2022 (11/1):** Played in 11 games with one start on the defensive front and registered 16 tackles, a sack, three quarterback pressures, and two stops for loss. Was inactive for six contests.

- At Buffalo (9/19), played as a reserve on the defensive front and collected four tackles.
- Against Las Vegas (9/25), saw action as a reserve at nose tackle and notched a tackle.
- At Washington (10/9), saw limited action as a reserve on the defensive line and recorded a tackle.
- At Kansas City (11/6), played as a reserve on the defensive front and produced two tackles.
- Against Denver (11/13), saw action as a reserve on the defensive front and posted three tackles, including a sack, a quarterback pressure and two tackles for loss. Dropped Russell Wilson for a one-yard sack midway through the third quarter. Teamed with David Long Jr. to stuff Chase Edmonds for a one-yard loss on a rush off left guard in the third stanza.
- Against Jacksonville (12/11), returned to the lineup as a reserve at nose tackle and posted three tackles. Teamed with Bud Dupree to stonewall Travis Etienne Jr. for a one-yard loss of a rush off left tackle in the third stanza.
- At L.A. Chargers (12/18), started at nose tackle and recorded two tackles with two quarterback pressures.

**2021 (13/5, 1/1):** Played in 13 games with five starts during his rookie campaign and collected 29 tackles, including 2.5 sacks, four stops for loss, four quarterback pressures and two passes defended. Spent the first two weeks of the season on the Titans' practice squad before being signed to the team's active roster on Sept. 22. Was inactive for two games. Started the postseason contest and registered two tackles, including a half sack and two quarterback pressures. Tied for the team lead in sacks once in 2021 (at PIT). Tied for the team lead in passes defended once in 2021 (vs. SF). Made his NFL debut at N.Y. Jets (10/3/21). Made his first career start and registered his first career sack against New Orleans (11/14/21).

• At N.Y. Jets (10/3), saw action in his first NFL contest as a reserve on the defensive front.

• Against Buffalo (10/18), saw action as a reserve on the defensive front and registered three tackles. Teamed with Harold Landry III to stuff Josh Allen for no gain on a rush up the middle in the third quarter.

• At L.A. Rams (11/7), played as a reserve on the defensive line and tallied two tackles. Stuffed Darrell Henderson Jr. for no gain on a rush up the middle in the third quarter.

• Against New Orleans (11/14), made his first career NFL start at defensive tackle and collected his first career sack to go along with a quarterback pressure. Dropped Trevor Siemian for a seven-yard loss in the first quarter for his first career NFL sack.

• Against Houston (11/21), saw action as a reserve on the defensive front and totaled three tackles, including a stop for loss. Stonewalled David Johnson for a one-yard loss on a rush up the middle in the third quarter.

• At New England (11/28), played as a reserve on the defensive front and recorded a half sack. Combined with Derick Roberson to sack Mac Jones for a 10-yard loss in the final stanza.

• At Pittsburgh (12/19), started at nose tackle and notched four tackles, including a sack, another stop for loss and a quarterback pressure. Dropped Ben Roethlisberger for a five-yard sack in the opening stanza. Stuffed Najee Harris for a three-yard loss on a rush up the middle in the fourth quarter.

• Against San Francisco (12/23), started at nose tackle and tallied five tackles with a pass defended and a quarterback pressure. Deflected a pass intended for Deebo Samuel in the second stanza. Combined with Harold Landry III to stuff Jeff Wilson Jr. for no gain on a rush up the middle in the third quarter.

• Against Miami (1/2), started at nose tackle and notched two tackles with a pass defended. Batted down a pass intended for Isaiah Ford in the third quarter.

• Against Cincinnati (1/22), started at nose tackle in his postseason debut and registered two tackles, including a half sack and two quarterback pressures. Combined with Denico Autry to drop Joe Burrow for a three-yard sack on the Bengals' first play from scrimmage.

#### COLLEGE:

• Appeared in 46 games with five starts on the defensive line over four seasons at Michigan State (2017-20) and totaled 78 tackles, 12.5 tackles for loss, three sacks, three passes defended, one forced fumble and one fumble recovery over his career.

• As a senior (2020), saw action in all seven games and made four starts. Recorded 24 tackles, a career-high five stops for loss, one pass defended and one fumble recovery.

• As a junior (2019), played in all 13 games and made one start. Tallied 15 tackles, one tackle for loss and one sack.

• As a sophomore (2018), appeared in 13 games and notched a career-best 26 tackles, 4.5 tackles for loss, two sacks, one pass defended and one forced fumble.

• As a redshirt freshman (2017), saw action in all 13 games and posted 13 tackles, two tackles for loss and one pass defended.

• As a freshman (2016), redshirted.

• Graduated from Michigan State with a degree in advertising management.

#### PERSONAL:

• Attended Evanston Township (Ill.) High School where he was named to USA Today's All-USA Illinois first team and selected to the Pioneer Press all-area second team in 2015.

• Rated as the No. 22 defensive tackle by Scout, No. 23 by 247Sports, No.

24 by Rivals and No. 31 by ESPN.

- Also lettered in basketball.
- Son of Emil Jones and the late Germaine Thomas and has two sisters, Skye and Lauryn.
- Follow Jones on Twitter at @thealmightynay and on Instagram at @almighty93\_\_.
- Born Naquan Jones on Feb. 5, 1998 in Evanston, Ill.

## NAQUAN JONES' GAME-BY-GAME

### 2021 Tennessee Titans

Date	Opp	W/L	P/S	Tot	Solo	Asst	Sk	- Yds	QBP	TFL	Int - Yds	-TD	PD	FF	FR - Yds	SpT
Sept 12	Ari	L	PS													
Sept 19	@ Sea	W	PS													
Sept 26	Ind	W	IA													
Oct 3	@ NYJ	L	p	0	0	0	0.0	0.0	0	0	0	0	0	0	0	0
Oct 10	@ Jax	W	p	0	0	0	0.0	0.0	0	0	0	0	0	0	0	0
Oct 18	Buf	W	p	3	3	0	0.0	0.0	0	0	0	0	0	0	0	0
Oct 24	KC	W	p	3	0	3	0.0	0.0	0	0	0	0	0	0	0	0
Oct 31	@ Ind	W	p	3	3	0	0.0	0.0	0	0	0	0	0	0	0	0
Nov 7	@ LAR	W	p	2	1	1	0.0	0.0	0	0	0	0	0	0	0	0
Nov 14	NO	W	S	1	1	0	1.0	7.0	1	1	0	0	0	0	0	0
Nov 21	Hou	L	p	3	2	1	0.0	0.0	0	1	0	0	0	0	0	0
Nov 28	@ NE	L	p	1	0	1	0.5	5.0	1	0	0	0	0	0	0	0
Dec 12	Jax	W	S	2	0	2	0.0	0.0	0	0	0	0	0	0	0	0
Dec 19	@ Pit	L	S	4	3	1	1.0	5.0	1	2	0	0	0	0	0	0
Dec 23	SF	W	S	5	3	2	0.0	0.0	1	0	0	0	1	0	0	0
Jan 2	Mia	W	S	2	2	0	0.0	0.0	0	0	0	0	1	0	0	0
Jan 9	@ Hou	W	IA													
<b>Totals</b>			12-5 13/5	<b>29</b>	<b>18</b>	<b>11</b>	<b>2.5</b>	<b>17.0</b>	<b>4</b>	<b>4</b>	<b>0</b>	<b>0</b>	<b>2</b>	<b>0</b>	<b>0</b>	<b>0</b>
<b>Playoffs</b>																
Jan 2	Cin	L	S	2	0	2	0.5	1.5	2	0	0	0	0	0	0	0
<b>Totals</b>			0-1 1/1	<b>2</b>	<b>0</b>	<b>2</b>	<b>0.5</b>	<b>1.5</b>	<b>2</b>	<b>0</b>	<b>0</b>	<b>0</b>	<b>0</b>	<b>0</b>	<b>0</b>	<b>0</b>

### 2022 Tennessee Titans

Date	Opp	W/L	P/S	Tot	Solo	Asst	Sk	- Yds	QBP	TFL	Int - Yds	-TD	PD	FF	FR - Yds	SpT
Sept 11	NYG	L	IA													
Sept 19	@ Buf	L	p	4	2	2	0.0	0.0	0	0	0	0	0	0	0	0
Sept 25	LV	W	p	1	0	1	0.0	0.0	0	0	0	0	0	0	0	0
Oct 2	@ Ind	W	p	0	0	0	0.0	0.0	0	0	0	0	0	0	0	0
Oct 9	@ Was	W	p	1	0	1	0.0	0.0	0	0	0	0	0	0	0	0
Oct 23	Ind	W	p	0	0	0	0.0	0.0	0	0	0	0	0	0	0	0
Oct 30	@ Hou	W	IA													
Nov 6	@ KC	L	p	2	1	1	0.0	0.0	0	0	0	0	0	0	0	0
Nov 13	Den	W	p	3	2	1	1.0	1.0	1	2	0	0	0	0	0	0
Nov 17	@ GB	W	IA													
Nov 27	Cin	L	IA													
Dec 4	@ Phi	L	IA													
Dec 11	Jax	L	p	3	0	3	0.0	0.0	0	0	0	0	0	0	0	0
Dec 18	@ LAC	L	S	2	1	1	0.0	0.0	2	0	0	0	0	0	0	0
Dec 24	Hou	L	p	0	0	0	0.0	0.0	0	0	0	0	0	0	0	0
Dec 29	Dal	L	p	0	0	0	0.0	0.0	0	0	0	0	0	0	0	0
Jan 7	@ Jax	L	IA													
<b>Totals</b>			7-10 11/1	<b>16</b>	<b>6</b>	<b>10</b>	<b>1.0</b>	<b>1.0</b>	<b>3</b>	<b>2</b>	<b>0</b>	<b>0</b>	<b>0</b>	<b>0</b>	<b>0</b>	<b>0</b>

## NAQUAN JONES' NFL STATISTICS

### REGULAR SEASON

Year	Team	GP	GS	TACKLES				Sk	Yds	QBP	TFL	INTERCEPTIONS					FUMBLES			
				Tot	Solo	Asst	Asst					No	Yds	Lg	TD	PD	FF	FR	Yds	SpT
2021	Tennessee	13	5	29	18	11	2.5	17.0	4	4	0	0	0	0	2	0	0	0	0	
2022	Tennessee	11	1	16	6	10	1.0	1.0	3	2	0	0	0	0	0	0	0	0	0	
<b>NFL Totals</b>		<b>24</b>	<b>6</b>	<b>45</b>	<b>24</b>	<b>21</b>	<b>3.5</b>	<b>18.0</b>	<b>7</b>	<b>6</b>	<b>0</b>	<b>0</b>	<b>0</b>	<b>0</b>	<b>2</b>	<b>0</b>	<b>0</b>	<b>0</b>	<b>0</b>	

### PLAYOFFS

Year	Team	GP	GS	TACKLES				Sk	Yds	QBP	TFL	INTERCEPTIONS					FUMBLES			
				Tot	Solo	Asst	Asst					No	Yds	Lg	TD	PD	FF	FR	Yds	SpT
2021	Tennessee	1	1	2	0	2	0.5	1.5	2	0	0	0	0	0	0	0	0	0	0	
<b>NFL Totals</b>		<b>1</b>	<b>1</b>	<b>2</b>	<b>0</b>	<b>2</b>	<b>0.5</b>	<b>1.5</b>	<b>2</b>	<b>0</b>	<b>0</b>	<b>0</b>	<b>0</b>	<b>0</b>	<b>0</b>	<b>0</b>	<b>0</b>	<b>0</b>	<b>0</b>	

### Single-Game Highs

- Tackles - 5 vs. San Francisco (12/23/21)
- Sacks - 1 (Three times, last vs. Denver 11/13/22)
- Tackles For Loss - 2 (Twice, last vs. Denver 11/13/22)
- Quarterback Pressures - 2 at L.A. Chargers (12/18/22)
- Passes Defensed - 1 (Twice, last vs. Miami 1/2/22)

### Playoff Single-Game Highs

- Tackles - 2 vs. Cincinnati (1/22/22)
- Sacks - 0.5 vs. Cincinnati (1/22/22)
- Quarterback Pressures - 2 vs. Cincinnati (1/22/22)



# 49 ARDEN KEY

**OUTSIDE LINEBACKER • 6'5" • 240 LBS • COLLEGE: LOUISIANA STATE**  
**ACQUIRED: UNRESTRICTED FREE AGENT - 2023 (JAX)**  
**NFL EXPERIENCE (NFL/TITANS): 6/1 • HOMETOWN: ATLANTA, GA.**  
**GAMES PLAYED/GAMES STARTED: 71/13 (PLAYOFFS: 5/0)**



**PRO:** The Titans signed Arden Key early in the 2023 offseason to add experience and bolster the defensive front. The Louisiana State product possesses a unique ability to come off the edge as a pass rusher and use his speed, athleticism and long arms to get to the quarterback. The 6-foot-5-inch, 240-pound defender originally entered the NFL as a third-round pick of the Oakland Raiders in 2018 and spent his first three campaigns with the organization. Over the next two seasons with the San Francisco 49ers (2021) and Jacksonville Jaguars (2022), Key saw action in all 34 contests and amassed 49 tackles, 11 sacks, 10 stops for loss and 63 quarterback pressures.

#### CAREER HIGHLIGHTS:

- In 2022, Key recorded 27 tackles, 4.5 sacks, five stops for loss and a career-high 38 quarterback pressures in his first season with the Jaguars.
- In 2021, Key notched a career-best 6.5 sacks to go along with 22 tackles and 25 quarterback pressures in his lone season with the 49ers.

#### TITANS TIDBITS:

- While preparing for the 2018 NFL Draft, Key decided to capitalize on his opportunities in the spotlight to help others. Key utilized his long jump at the Louisiana State Pro Day to support the organization "No Kid Hungry" to raise money for food insecure children and their families, raising more funds with each inch he jumped.
- His father, Arden Key Sr., played point guard and shooting guard at Jacksonville State and also coached Arden Jr. in football.
- Key comes from a large family that includes four sets of twins, all who share in his athleticism on the basketball court. Arden's twin, Angel, was a cheerleader for her brother's football team.

#### CAREER TRANSACTIONS:

- The Atlanta, Ga., native was selected by the Oakland Raiders in the third round (87th overall) of the 2018 NFL Draft.
- Released by the Raiders on April 15, 2021.
- Signed by the San Francisco 49ers as a free agent on April 23, 2021.
- Signed by the Jacksonville Jaguars as an unrestricted free agent on March 30, 2022.
- Signed by the Titans as an unrestricted free agent on March 20, 2023.

#### SEASON RECAPS:

**2022 (17/3, 2/0 - Jacksonville):** Played in all 17 games with three starts and compiled 27 tackles, 4.5 sacks, five stops for loss, a fumble recovery and two passes defended. Saw action as a reserve in both postseason contests and posted two tackles and a pass defended.

- Against Denver (10/30), registered two tackles, including a sack. Dropped Russell Wilson for a seven-yard sack on third-and-six.
- At Tennessee (12/11), tied a career-high with four tackles to go along with a sack and a fumble recovery. Dropped Ryan Tannehill for a six-yard sack in the third quarter. Recovered a fumble by Derrick Henry early in the final stanza.
- Against Dallas (12/18), posted three tackles and a career-best 1.5 sacks. Teamed with Foley Fatukasi to sack Dak Prescott for a three-yard loss in the opening stanza. Dropped Prescott for an eight-yard loss in the third quarter.
- Against Tennessee (1/7), notched three tackles and a career-best nine quarterback pressures.

**2021 (17/0, 3/0 - San Francisco):** Saw action as a reserve in all 17 games and totaled 22 tackles, a career-best 6.5 sacks and one pass defended.

Played in his first three postseason games and collected two tackles.

- Against L.A. Rams (11/15), registered two tackles and a sack. Sacked Matthew Stafford for an eight-yard loss in the final stanza.
- Against Atlanta (12/19), posted an 11-yard sack of Matt Ryan on third-and-eight in the second quarter.
- Against Houston (1/2), notched a nine-yard sack of Davis Mills in the fourth quarter.

**2020 (14/0 - Las Vegas):** Appeared as a reserve in 14 games and registered 15 tackles, two tackles for loss and two passes defended. Was inactive for two contests.

- Against Kansas City (11/22), notched two tackles, including a stop for loss.

**2019 (7/0 - Oakland):** Appeared in seven games and recorded a career-high two sacks. Placed on injured reserve on Nov. 7 and missed the final eight games of the season. Was inactive for one contest.

- At Houston (10/27), totaled two tackles and one sack. Dropped Deshaun Watson for a 10-yard sack on third-and-11 in the third quarter.
- Against Detroit (11/3), registered a sack by taking down Matthew Stafford for a loss of 13 yards in his final game of the season because of injury.

**2018 (16/10 - Oakland):** Appeared in all 16 games as rookie with 10 starts at defensive end. Posted 30 tackles, a sack and a blocked extra point on special teams.

- Against L.A. Rams (9/10), totaled three tackles in his NFL debut.
- Against Seattle (10/14), made his first career start and registered his first career sack when he took down Russell Wilson for an eight-yard loss. Also recorded a career-high four tackles.
- Against Kansas City (12/2), collected the team's first blocked kick of the season on Harrison Butker's extra-point attempt in the second quarter.

#### COLLEGE:

- Played three seasons at Louisiana State (2015-17), appearing in 31 games with 28 starts and posting 130 tackles, 21 sacks and 26.5 tackles for loss.
- Was named Associated Press All-SEC first team in both 2017 and 2016. Earned second-team All-SEC honors from coaches in 2016.
- When he left LSU, his 21 career sacks were tied for third-most in school history with Gabe Northern.
- As a junior (2017), started eight contests and racked up 33 tackles, 5.5 for loss, four sacks and one forced fumble en route to first-team All-SEC honors.
- As a sophomore (2016), named first-team All-SEC after setting the school record with 12 sacks, while also leading the team with 14.5 tackles for loss. Collected 56 total stops and added three forced fumbles, a fumble recovery and three passes defended.
- As a freshman (2015), appeared in all 12 games, starting the final nine, totaling 41 tackles, five sacks, a pass defended and a fumble recovery. Earned Freshman All-American honors and was named to the SEC All-Freshman team.
- Majored in interdisciplinary studies at Louisiana State.

#### PERSONAL:

- Attended Hapeville Charter Academy in Atlanta, Ga. and was unanimously rated as a four-star prospect by Rivals, 247Sports, Scout and ESPN.
- Was invited to play in the Under Armour All-American Game and was a Class 2A first-team All-State selection. Was a member of Rivals 250, Scout 300, 247Sports Top 247 and ESPN 300.





## ARDEN KEY'S NFL STATISTICS

REGULAR SEASON				TACKLES							INTERCEPTIONS					FUMBLES			
Year	Team	GP	GS	Tot	Solo	Asst	Sk	Yds	QBP	TFL	No	Yds	Lg	TD	PD	FF	FR	Yds	SpT
2018	Oakland	16	10	30	21	9	1.0	8.0	13	4	0	0	0	0	0	0	0	0	0
2019	Oakland	7	0	4	3	1	2.0	23.0	14	2	0	0	0	0	0	0	0	0	0
2020	Las Vegas	14	0	15	10	5	0.0	0.0	28	2	0	0	0	0	2	0	0	0	0
2021	San Francisco	17	0	22	11	11	6.5	51.5	25	5	0	0	0	0	1	0	0	0	0
2022	Jacksonville	17	3	27	16	11	4.5	30.5	38	5	0	0	0	0	2	0	1	0	0
<b>NFL Totals</b>		<b>71</b>	<b>13</b>	<b>98</b>	<b>61</b>	<b>37</b>	<b>14.0</b>	<b>113.0</b>	<b>118</b>	<b>18</b>	<b>0</b>	<b>0</b>	<b>0</b>	<b>0</b>	<b>5</b>	<b>0</b>	<b>1</b>	<b>0</b>	<b>0</b>

PLAYOFFS				TACKLES							INTERCEPTIONS					FUMBLES			
Year	Team	GP	GS	Tot	Solo	Asst	Sk	Yds	QBP	TFL	No	Yds	Lg	TD	PD	FF	FR	Yds	SpT
2021	San Francisco	3	0	2	1	1	0.0	0.0	3	0	0	0	0	0	0	0	0	0	0
2022	Jacksonville	2	0	2	1	1	0.0	0.0	2	0	0	0	0	0	1	0	0	0	0
<b>NFL Totals</b>		<b>5</b>	<b>0</b>	<b>4</b>	<b>2</b>	<b>2</b>	<b>0.0</b>	<b>0.0</b>	<b>5</b>	<b>0</b>	<b>0</b>	<b>0</b>	<b>0</b>	<b>0</b>	<b>1</b>	<b>0</b>	<b>0</b>	<b>0</b>	<b>0</b>

### Single-Game Highs

Tackles - 4 (Three times, last at Tennessee 12/11/22)  
 Sacks - 1.5 vs. Dallas (12/18/22)  
 Quarterback Pressures - 9 vs. Tennessee (1/7/23)  
 Fumble Recovery - 1 at Tennessee 12/11/22)  
 Passes Defensed - 1 (Five times, last vs. Baltimore 11/27/22)

### Additional Career Statistics

Blocked PAT - 1 (2018)

### Playoff Single-Game Highs

Tackles - 1 (Four times, last at Kansas City 1/21/23)  
 Quarterback Pressures - 1 (Five times, last at Kansas City 1/21/23)  
 Passes Defensed - 1 vs. L.A. Chargers (1/14/23)



# 12 MASON KINSEY

**WIDE RECEIVER • 5'11" • 200 LBS • COLLEGE: BERRY COLLEGE**  
**ACQUIRED: FREE AGENT - 2021 • NFL EXPERIENCE (NFL/TITANS): 1/1**  
**HOMETOWN: DEMOREST, GA.**  
**GAMES PLAYED/GAMES STARTED: 3/0 (PLAYOFFS: 0/0)**



**PRO:** The Titans brought back Mason Kinsey during the 2021 offseason to add depth to the receiving corps and return experience. The 5-foot-11-inch, 200-pounder originally signed with the Titans as a rookie free agent following the 2020 NFL Draft but was waived following training camp. The Demorest, Ga., native has also spent time on the New England Patriots' practice squad. Kinsey appeared in 43 games with 35 starts over four seasons at Berry College (2016-19), and totaled 203 receptions for 3,343 yards and 50 touchdowns, all of which rank first in program history.

#### CAREER HIGHLIGHTS:

- In 2022, Kinsey appeared as a reserve in two contests and recorded his first career NFL reception.
- In 2021, Kinsey made his NFL debut as a reserve at punt returner.

#### TITANS TIDBITS:

- At Berry College, Kinsey's career receptions (203), receiving yardage (3,343) and receiving touchdowns (50) all rank first in school history, and his career receiving yardage and touchdowns set Southern Athletic Association records.

#### CAREER TRANSACTIONS:

- The Demorest, Ga., native originally signed with the Titans as a rookie free agent following the 2020 NFL Draft.
- Waived by the Titans on Sept. 5, 2020.
- Signed by the New England Patriots to the team's practice squad on Sept. 8, 2020.
- Waived by the Patriots on Oct. 1, 2020.
- Signed by the Patriots to the team's practice squad on Oct. 19, 2020.
- Waived by the Patriots on Nov. 18, 2020.
- Signed by the Titans on Jan. 21, 2021.
- Waived by the Titans on Aug. 31, 2021 and signed to the team's practice squad a day later.
- Activated from the practice squad to the active roster standard elevation on Oct. 23, 2021.
- Waived by the Titans on Aug. 30, 2022 and signed to the team's practice squad a day later.
- Activated from the practice squad to the active roster standard elevation on Oct. 22, 2022.
- Activated from the practice squad to the active roster standard elevation on Dec. 17, 2022.

#### SEASON RECAPS:

**2022 (2/0 - Tennessee):** Played as a reserve in two games and caught one pass for three yards. Returned two punts for zero yards. Spent 15 weeks on the Titans' practice squad.

- Against Indianapolis (10/23), made his season debut as a reserve at wide receiver and hauled in his first career reception for three yards.
- At L.A. Chargers (12/18), returned two punts with three fair catches.

**2021 (1/0, 0/0 - Tennessee):** Saw action as a reserve in one contest. Spent the remaining 16 regular season games and the postseason contest on the team's practice squad. Made his NFL debut against Kansas City (10/24/21).

- Against Kansas City (10/24), saw action in his first NFL contest as a reserve at punt returner and registered a fair catch.

**2020 (0/0 - New England):** Spent a portion of the season on the Patriots' practice squad.

#### COLLEGE:

- Appeared in 43 games with 35 starts over four seasons at Berry College (2016-19). Totaled 203 receptions for 3,343 yards and 50 touchdowns, all of which rank first in program history. His career receiving yardage and touchdowns set Southern Athletic Association records. Added 16 kick returns for 406 yards with one score and 17 punt returns for 181 yards.
- As a senior (2019), started all 11 games and caught 65 passes for 1,221 yards and 16 touchdowns. Returned 13 kicks for 375 yards and one touchdown and returned 17 punts for 181 yards. Earned All-SAA first team recognition.
- As a junior (2018), started all 12 games and made 52 catches for 776 yards and 16 touchdowns. Earned All-SAA first-team honors.
- As a sophomore (2017), started all 12 games and totaled 77 receptions for 1,245 yards and 17 touchdowns, all of which were career highs and school records. Averaged 103.8 yards per game. Earned All-SAA first-team recognition and All-Region honors.
- As a freshman (2016), saw action in eight games and caught nine passes for 101 yards and a score.
- Majored in communications at Berry College.

#### PERSONAL:

- Attended Habersham Central (Ga.) where he was a two-time All-Region selection and the second all-time leading receiver in school history.
- Son of Janet and Shane Kinsey.
- Follow Kinsey on Instagram at @masonkinsey12 and on Twitter at @masonkinsey87.
- Born Mason Shane Kinsey on Aug. 29, 1998 in Demorest, Ga.

## MASON KINSEY'S OFFENSIVE GAME-BY-GAME

2022 Tennessee Titans				RECEIVING										
Date	Opp.	W/L	P/S	No	Yds	Avg	Lg	TD						
Sept 11	NYG	L	PS						Dec 4	@	Phi	L	PS	
Sept 19	@ Buf	L	PS						Dec 11		Jax	L	PS	
Sept 25	LV	W	PS						Dec 18	@	LAC	L	p	0
Oct 2	@ Ind	W	PS						Dec 24		Hou	L	PS	0
Oct 9	@ Was	W	PS						Dec 29		Dal	L	PS	-
Oct 23	Ind	W	p	1	3	3.0	3	0	Jan 7	@	Jax	L	PS	0
Oct 30	@ Hou	W	PS						<b>Totals</b>			7-10	2/0	1
Nov 6	@ KC	L	PS											3
Nov 13	Den	W	PS											3.0
Nov 17	@ GB	W	PS											3
Nov 27	Cin	L	PS											0

## MASON KINSEY'S NFL STATISTICS

REGULAR SEASON		RECEIVING							RUSHING				
Year	Team	GP	GS	No	Yds	Avg	Lg	TD	Att	Yds	Avg	Lg	TD
2020	New England								Practice Squad				
2021	Tennessee	1	0	0	0	-	0	0	0	0	-	0	0
2022	Tennessee	2	0	1	3	3.0	3	0	0	0	-	0	0
<b>NFL Totals</b>		<b>3</b>	<b>0</b>	<b>1</b>	<b>3</b>	<b>3.0</b>	<b>3</b>	<b>0</b>	<b>0</b>	<b>0</b>	<b>-</b>	<b>0</b>	<b>0</b>

REGULAR SEASON		PUNT RETURNS						KICKOFF RETURNS				
Year	Team	No	FC	Yds	Avg	Lg	TD	No	Yds	Avg	Lg	TD
2020	New England							Practice Squad				
2021	Tennessee	0	1	0	-	0	0	0	0	-	0	0
2022	Tennessee	2	3	0	0.0	0	0	0	0	-	0	0
<b>NFL Totals</b>		<b>2</b>	<b>3</b>	<b>0</b>	<b>0.0</b>	<b>0</b>	<b>0</b>	<b>0</b>	<b>0</b>	<b>-</b>	<b>0</b>	<b>0</b>

### Single-Game Highs

Receptions - 1 vs. Indianapolis (10/23/22)  
 Receiving Yards - 3 vs. Indianapolis (10/23/22)  
 Long Reception - 3 vs. Indianapolis (10/23/22)  
 Punt Returns - 2 at L.A. Chargers (12/18/22)

### Additional Statistics

Special Teams Fumble Recovery - 1 (2022)



# 58 HAROLD LANDRY III

**OUTSIDE LINEBACKER • 6'2" • 252 LBS • COLLEGE: BOSTON COLLEGE  
ACQUIRED: 2ND ROUND - 2018 • NFL EXPERIENCE (NFL/TITANS): 6/6  
HOMETOWN: SPRING LAKE, N.C.  
GAMES PLAYED/GAMES STARTED: 64/52 (PLAYOFFS: 5/5)**



## Pro Bowl: 2021

**PRO:** The Titans traded up to select outside linebacker Harold Landry III with the 41st overall pick in the second round of the 2018 NFL Draft. From the start of his rookie season through 2022, Landry's 31 total sacks led the Titans. He participated in 64 consecutive contests before missing the entire 2022 campaign due to injury. Other than Jevon Kearse (38.0), Landry produced the highest sack total (31.0) by a Titans/Oilers player in his first four NFL seasons since individual sacks became an official NFL statistic in 1982. The Boston College product possesses a unique ability to bend the edge as a pass rusher and use his speed, athleticism and long arms to get to the quarterback. The 6-foot-2-inch, 252-pound defender signed a multi-year contract extension during the 2022 offseason and will be a key contributor to the Titans defense for years to come.

### CAREER HIGHLIGHTS:

- In 2021, Landry was named to his first career Pro Bowl after ranking 10th in the NFL and leading the team with career-high 12 sacks. He also led the team with 14 tackles for loss and ranked second on the squad with a career-best 49 quarterback pressures.
- In 2021, Landry posted eight consecutive game with at least a half sack, the longest such streak of his career, joining Jevon Kearse (12 consecutive games from 1999 to 2000) as the franchise's only players to accomplish the feat since individual sacks became an official statistic in 1982.
- In 2020, Landry recorded 16 starts for the second consecutive season. He led the team with 5.5 sacks, a career-high 32 quarterback pressures and a career-high 10 tackles for loss.
- In 2019, Landry started all 16 games and led the team with a career-high nine sacks. He started all three postseason games in 2019 and tallied a team-best eight quarterback pressures.
- In 2018, made his NFL debut and appeared in 15 games on the season. His 4.5 sacks tied for third on the team and his 18 quarterback pressures tied for second.

### TITANS TIDBITS:

- Landry could have entered the NFL Draft following his 16.5-sack junior season at Boston College. However, he chose to stay in school and received his degree in communications in December 2017.
- Landry enjoys traveling. One of his favorite getaways is Destin, Fla.
- He and his son, Greyson, share the same June 5 birthday.
- Landry's 26 career sacks at Boston College were exceeded in school history by only Mathias Kiwanuka (37.5 from 2002-05).
- In 2016, he set a Boston College record and led the nation with 16.5 sacks. His seven forced fumbles also ranked first nationally.

### CAREER TRANSACTIONS:

- The Spring Lake, N.C., native was selected by the Titans in the second round (41st overall) of the 2018 NFL Draft.

### SEASON RECAPS:

**2022 (0/0):** Placed on injured reserve on Sept. 2 after suffering an injury in the preseason and missed the entire season.

**2021 (17/17, 1/1):** Named to his first career Pro Bowl. Started all 17 games at outside linebacker and ranked 10th in the NFL and led the team with career-high 12 sacks. Led the team with 14 tackles for loss. Ranked second on the squad with a career-best 49 quarterback pressures and tied for second on the club with 75 tackles. Added a forced fumble. Started the postseason contest and registered six tackles, including 1.5 sacks, five quarterback pressures and a stop for loss. Led the team in tackles twice

(at SEA, at NYJ). Led or tied for the team lead in sacks seven times (vs. ARI, at NYJ, at JAX, vs. BUF, at IND, vs. JAX, vs. MIA). Led or tied for the team lead in quarterback pressures five times (vs. ARI, vs. IND, at NYJ, vs. MIA, vs. CIN).

- Against Arizona (9/12), started at outside linebacker and collected three tackles, including a sack and team-best five quarterback pressures. Chased down Kyler Murray for a two-yard sack in the first quarter.
- At Seattle (9/19), started at outside linebacker and led the team with seven tackles to go along with a quarterback pressure.
- Against Indianapolis (9/26), started at outside linebacker in his 50th career game and tallied four tackles, including a half sack and a career-high and team-best 12 quarterback pressures. Combined with Ola Adeniyi to sack Carson Wentz for a 10-yard loss on third-and-10 late in the third quarter.
- At N.Y. Jets (10/3), started at outside linebacker and led the team with seven tackles, including a sack, a team-best five quarterback pressures and two more tackles for loss. Stuffed Michael Carter for a four-yard loss on a short pass in the first quarter. Shot through the line and stonewalled Carter for a two-yard loss on a rush off right guard in the second quarter. Halted a Jets' drive by sacking Zach Wilson for an eight-yard loss on third-and-six late in the second quarter.
- At Jacksonville (10/10), started at outside linebacker and compiled seven tackles, including a team-high two sacks with three quarterback pressures. Stuffed James Robinson for no gain on a third-and-goal rush from the one-yard line in the second quarter. Dropped Trevor Lawrence for a four-yard sack just before halftime. Ended a Jaguars' drive by sacking Lawrence for a 13-yard loss on third-and-one in the third quarter.
- Against Buffalo (10/18), tied career-highs with eight tackles and two sacks, to go along with another stop for loss and two quarterback pressures. Became Tennessee's first player since Kyle Vanden Bosch in 2005 with two or more sacks in consecutive games. Halted a Bills' drive by sacking Josh Allen for an eight-yard loss on third-and-10 in the first quarter. Dropped Allen for a three-yard sack in the second stanza. Teamed with Naquan Jones to stuff Josh Allen for no gain on a rush up the middle in the third quarter.
- Against Kansas City (10/24), started at outside linebacker and collected a sack for the fourth straight contest. Registered three quarterback pressures. Dropped Patrick Mahomes for an eight-yard sack in the fourth quarter. With 7.5 sacks, he tied William Fuller (1991) and Kyle Vanden Bosch (2005) for most sacks by a Titans player through a season's first seven games since individual sacks became an official statistic in 1982.
- At Indianapolis (10/31), started at outside linebacker and posted five tackles, including a sack in his fifth consecutive contest. Added four quarterback pressures and a forced fumble. Ended a Colts' drive by sacking Carson Wentz for a seven-yard loss on third-and-six in the second quarter. His 8.5 sacks in 2021 are the most by a Titans/Oiler player in the first eight games of a season since individual sacks became an official statistic in 1982. Tracked down a scrambling Carson Wentz and forced a fumble that was recovered by the Colts late in the second quarter.
- At L.A. Rams (11/7), tallied five tackles, including a half sack and four quarterback pressures. Teamed with Denico Autry to sack Matthew Stafford for a six-yard loss on third-and-six late in the third quarter.
- Against New Orleans (11/14), collected five tackles, including a sack and a quarterback pressure. Sacked Trevor Siemian for a three-yard loss late in the second quarter. Registered his eighth consecutive game with at least a half sack, which extended the longest such streak of his career, joining Jevon Kearse (12 consecutive games from 1999 to 2000) as the franchise's only players to accomplish the feat since individual sacks became an official statistic in 1982.

- Against Jacksonville (12/12), posted three tackles, including a sack and two quarterback pressures in the shutout victory. Halted the Jaguars' opening drive by dropping Trevor Lawrence for an eight-yard sack on third-and-11 in the first quarter. With 11 sacks in 2021, became the first Titans player with 11 sacks in a season since Jason Babin had 12.5 sacks in his 2010 Pro Bowl campaign.
- Against Miami (1/2), notched three tackles, a sack and tied for the team lead with two quarterback pressures. Combined with Zach Cunningham to stuff Phillip Lindsay for no gain on a rush up the middle in the first stanza. Forced a long field goal attempt that was no good by dropping Tua Tagovailoa for an eight-yard sack in the third quarter.
- Against Cincinnati (1/22), started at outside linebacker and posted six tackles, including 1.5 sacks and a team-high-tying five quarterback pressures. With 4.5 career postseason sacks in five games, he became the organization's first player with at least four career postseason sacks since individual sacks became an official statistic in 1982. Sacked Joe Burrow for an eight-yard loss in the first quarter. Teamed with Kyle Peko to sack Burrow for a seven-yard loss in the fourth quarter.

**2020 (16/16, 1/1):** Started all 16 games at outside linebacker and led the team with 5.5 sacks, 32 quarterback pressures and 10 tackles for loss. Notched 69 tackles, an interception and five passes defended. Started the postseason contest at outside linebacker and led the team with 10 tackles, including a team-high two sacks and four quarterback pressures. Led or tied for the team lead in sacks six times in 2020 (vs. BUF, vs. CHI, at BAL, at IND, at HOU, vs. BAL). Led or tied for the team lead in quarterback pressures 11 times in 2020 (at DEN, vs. JAX, vs. BUF, vs. CHI, at BAL, at IND, vs. CLE, at JAX, vs. DET, at HOU, vs. BAL). Led the team in tackles once in 2020 (vs. BAL). Tied for the team lead in passes defended twice in 2020 (vs. JAX, at CIN).

- At Denver (9/14), started at outside linebacker and collected four tackles, including a stop for loss and a team-best three quarterback pressures. Stopped Jerry Jeudy for a two-yard loss on a short pass in the fourth quarter.
- Against Jacksonville (9/20), started at outside linebacker and posted five tackles, an interception, three quarterback pressures and two passes defended. Came off the edge and deflected a pass intended for Collin Johnson in the second quarter. Sealed the victory by intercepting a Gardner Minshew II pass that was deflected by Jeffrey Simmons with 47 seconds remaining in the game.
- Against Buffalo (10/13), started at outside linebacker and tallied three tackles, including a sack. Dipped through the middle and dropped Josh Allen for a 10-yard sack in the second quarter.
- Against Houston (10/18), started at outside linebacker and produced six tackles, including a half sack, a stop for loss and two quarterback pressures. Combined with DaQuan Jones to drop Deshaun Watson for a three-yard sack early in the first quarter. Shot through the line and dropped Duke Johnson for a two-yard loss on a rush up the middle early in the second quarter.
- Against Chicago (11/8), started at outside linebacker and tallied four tackles, including a sack, a team-best four quarterback pressures and a pass defended. Sacked Nick Foles for a nine-yard loss in the third quarter. Drew an intentional grounding call with a pass rush on Foles in the third quarter. Broke up a third-and-four pass intended for Darnell Mooney in the final quarter.
- Against Indianapolis (11/12), started at outside linebacker and collected five tackles, including a stop for loss. Stuffed Jonathan Taylor for no gain on a rush up the middle in the first stanza. Dropped Jordan Wilkins for a two-yard loss on a rush off right tackle in the fourth quarter.
- At Baltimore (11/22), started at outside linebacker and totaled seven tackles, including a sack and a quarterback pressure. Combined with Rashaan Evans to stuff Lamar Jackson for no gain on a rush early in the fourth quarter. Dropped Jackson for a nine-yard sack on the second play from scrimmage in overtime to help force a three-and-out, which preceded the Titans' game-winning drive.
- At Indianapolis (11/29), started at outside linebacker and recorded a sack and two quarterback pressures. Dropped Jacoby Brissett for a nine-yard sack late in the fourth quarter.
- At Green Bay (12/27), started at outside linebacker and tied a career-high with eight tackles, including a stop for loss. Stuffed Aaron Jones for a one-yard loss on a rush off right end in the third quarter.
- At Houston (1/3), started at outside linebacker and notched four tackles, including a sack and a team-best five quarterback pressures in the Titans' division-clinching victory. Forced the Texans to settle for a field goal by dropping Deshaun Watson for a seven-yard sack on third-and-10 in the

second quarter.

- Against Baltimore (1/10), started at outside linebacker and led the team with 10 tackles, including a team-high two sacks and four quarterback pressures. His two sacks tied the franchise postseason record, as he became the fourth player in team annals to achieve the feat. Teamed with David Long Jr. to stop J.K. Dobbins for no gain on a rush off left tackle early in the second quarter. Sacked Lamar Jackson during the Ravens final drive of the first half. Dropped Jackson for a two-yard loss on a third-and-three rush up the middle in the third quarter. Sacked Jackson for no gain in the final stanza.

**2019 (16/16, 3/3):** Started all 16 games at outside linebacker and led the team with a career-high nine sacks. Ranked second on the squad with a career-best 28 quarterback pressures. Also notched a career-high 81 tackles, four stops for loss, an interception, a forced fumble and two fumble recoveries. Started all three postseason contests and recorded eight tackles, a sack, a team-best eight quarterback pressures, a stop for loss and a pass defended. Led or tied for the team lead in sacks eight times in 2019 (vs. IND, at ATL, vs. BUF, vs. TB, at CAR, vs. KC, vs. JAX, at IND). Led or tied for the team lead in quarterback pressures nine times in 2019 (vs. LAC, at CAR, vs. KC, vs. JAX, at IND, vs. HOU, at NE, at BAL, at KC).

- Against Indianapolis (9/15), started at outside linebacker and tallied six tackles, including a sack, a tackle for loss and a fumble recovery. Recovered a Jacoby Brissett fumble midway through the third quarter. Dropped Marlon Mack for no gain on a rush off left end in the final quarter. Ended a Colts' drive by sacking Brissett on third-and-five in the fourth quarter. Stonewalled Mack for a three-yard loss on a rush off left guard in the fourth stanza.

- At Atlanta (9/29), started at outside linebacker and registered five tackles, including a team-best and career-high two sacks. Sacked Matt Ryan for a six-yard loss in the third quarter. Ended a Falcons' drive by dropping Ryan for a nine-yard sack on fourth-and-one in the third stanza.
- Against Buffalo (10/6), started at outside linebacker and notched seven tackles, including a sack, a stop for loss and a quarterback pressure. Ended a Bills' drive by coming off the edge and sacking Josh Allen for a six-yard loss on third-and-four early in the third quarter. Teamed with Reggie Gilbert to stuff Frank Gore for a one-yard loss on a rush off left end late in the fourth quarter.
- Against L.A. Chargers (10/20), started at outside linebacker and posted three tackles, while tying for the team lead with four quarterback pressures. Teamed with Jeffery Simmons to stonewall Melvin Gordon for a one-yard loss on a rush off right tackle in the opening quarter.
- Against Tampa Bay (10/27), started at outside linebacker and tallied five tackles, including a sack, a forced fumble and a fumble recovery. Combined with Kevin Byard to stuff Ronald Jones for a two-yard loss on a rush up the middle in the first quarter. Came off the edge and sacked Jameis Winston while forcing a fumble that he recovered at the Buccaneers' 36-yard line in the final stanza.
- At Carolina (11/3), started at outside linebacker and produced seven tackles, a sack, an interception, two quarterback pressures and a stop for loss. Collected his first career interception by picking off a Kyle Allen pass that was initially tipped by Kenny Vaccaro on third-and-nine in the opening stanza. Dropped Kyle Allen for an eight-yard sack early in the second quarter. Stonewalled Kyle Allen for a two-yard loss on a bootleg run late in the game.
- Against Kansas City (11/10), started at outside linebacker and registered three tackles, including a sack and a team-high three quarterback pressures. Registered a sack in his third consecutive game. Came off the edge and sacked Patrick Mahomes for an eight-yard loss late in the second quarter.
- Against Jacksonville (11/24), started at outside linebacker and notched eight tackles, including a sack and a team-high three quarterback pressures. Knocked the Jaguars out of field goal range by dropping Nick Foles for an eight-yard sack on third-and-15 in the opening stanza. Recorded his fourth consecutive game with at least one sack.
- At Indianapolis (12/1), started at outside linebacker and posted seven tackles, a sack and a team-best four quarterback pressures. Combined with Austin Johnson to stuff Jonathan Williams for a two-yard loss on a rush off right end late in the first quarter. Dropped Jacoby Brissett for a two-yard sack early in the third quarter. Extended his streak of consecutive games with a sack to five. Stonewalled Jordan Wilkins for no gain on a rush off left end late in the third quarter.
- At Oakland (12/8), started at outside linebacker and amassed five tackles and two quarterback pressures. Dropped Jalen Richard for no gain on a rush off left tackle in the second stanza.

- At Houston (12/29), started at outside linebacker and recorded three tackles and two quarterback pressures. Teamed with Kenny Vaccaro to stuff Taiwan Jones for no gain on a rush off right end in the third quarter.
- At New England (1/4), started at outside linebacker in his postseason debut and posted a tackle, a pass defended and a team-high three quarterback pressures. Halted a Patriots' drive by stuffing Elandon Roberts for no gain on a third-and-one rush in the second stanza. Broke up a pass intended for Mohamed Sanu Jr. late in the third quarter.
- At Baltimore (1/11), started at outside linebacker and recorded five tackles, including a sack, a stop for loss and three quarterback pressures. Ended a Ravens' drive by stuffing Lamar Jackson for no gain on a fourth-and-one quarterback sneak in the third quarter. Sacked Lamar Jackson for a one-yard loss on a scramble play late in the fourth quarter.

**2018 (15/3):** Played in 15 games (inactive at Miami 9/9) with three starts at outside linebacker as a rookie. Tied for third on the team with 4.5 sacks and tied for second on the squad with 18 quarterback pressures. Collected 46 tackles, two stops for loss, two passes defended and a forced fumble. Notched four special teams tackles on coverage units. Was inactive for the regular season opener. Led or tied for the team lead in sacks four times (vs. PHI, at DAL, vs. WAS, vs. IND). Led or tied for the team lead in quarterback pressures three times (at IND, at NYG, vs. IND). Tied for the team lead in special teams tackles once (at BUF). Saw action in his first career NFL game against Houston (9/16/18). Registered his first career sack against Philadelphia (9/30/18). Made his first career start at N.Y. Giants (12/16/18).

- Against Houston (9/16), made his NFL debut as a reserve at outside linebacker and tallied a tackle and two quarterback pressures.
- At Jacksonville (9/23), played as a reserve at outside linebacker and posted three tackles and a quarterback pressure. Halted a Jaguars' drive by stonewalling T.J. Yeldon for no gain on a short pass on third-and-10 late in the second quarter.
- Against Philadelphia (9/30), played as a reserve at outside linebacker and notched four tackles, including a sack, a stop for loss, a forced fumble and a quarterback pressure. Dropped Jay Ajayi for a two-yard loss on a short pass in the first quarter. Came off the edge and strip-sacked Carson Wentz and the fumble was recovered by Derrick Morgan at the Eagles' 35-yard line early in the fourth quarter.
- At Dallas (11/5), played as a reserve at outside linebacker and posted four tackles, including a sack, a stop for loss and a quarterback pressure. Stuffed Ezekiel Elliott for a two-yard loss on a rush off left tackle in the first stanza. Halted a Cowboys' drive by dropping Dak Prescott for an eight-yard sack in the fourth quarter.
- At Houston (11/26), saw action as a reserve at outside linebacker and recorded a career-best six tackles, including a half sack. Teamed with Bennie Logan to drop Alfred Blue for a two-yard loss on a rush off right tackle late in the third quarter. Ended a Texans' drive by combining with Brian Orakpo to sack Deshaun Watson for an eight-yard loss on third-and-three late in the third quarter.
- Against N.Y. Jets (12/2), played as a reserve at outside linebacker and tied a career-high with six tackles.
- At N.Y. Giants (12/16), made his first career NFL start at outside linebacker and posted two tackles and a team-best nine quarterback pressures in the Titans' first shutout win since 2000. Stuffed Saquon Barkley for no gain on a rush up the middle in the second quarter.
- Against Washington (12/22), started at outside linebacker and totaled five tackles, including a sack. Came off the edge and dropped Josh Johnson for a 10-yard sack on third-and-nine in the fourth quarter.
- Against Indianapolis (12/30), started at outside linebacker and registered four tackles, including a sack and a quarterback pressure. Halted a Colts' drive by coming off the edge and dropping Andrew Luck for a seven-yard sack on third-and-three early in the fourth quarter.

#### COLLEGE:

- In 46 career games playing defensive end for Boston College, he totaled 160 tackles, 26 sacks, 47.5 tackles for loss, seven passes defended, 10 forced fumbles, one fumble recovery and one interception. His sack total and tackles for loss total ranked second in Eagles history.
- As a senior (2017), played and started eight games before a season-ending ankle injury ended his year. Finished second on the team with five sacks and totaled 38 tackles, 8.5 tackles for loss and two passes defended. Named third-team All-ACC and SBNation honorable mention All-American.
- As a junior (2016), played in all 13 games and recorded 12 starts. Set the school's single-season record with 16.5 sacks, which led the nation. Recorded seven forced fumbles, which also led the country, while his 22 tackles for loss ranked fifth nationally and ranked second all-time for the Eagles. His numerous honors included Walter Camp second-team All-America, AP second-team All-America, Phil Steele fourth-team All-America, second-team All-ACC (Atlantic Coast Sports Media Association and head coaches), AP and Phil Steele first-team All-ACC, the Division I Gold Helmet of the Year and the George "Bulger" Lowe awards.
- As a sophomore (2015), appeared in all 12 games with 11 starts, including the final nine games of the season. Recorded 60 tackles, 15.5 tackles for a loss, 4.5 sacks, three forced fumbles and one fumble recovery. Earned honorable mention All-ACC honors from the league's coaches. He was a member of a defense that was ranked first nationally in total defense (254.3 yards per game). In the ACC, tied for fourth in forced fumbles and tied for eighth in tackles for loss.
- As a freshman (2014), appeared in all 13 games and recorded 11 tackles and 1.5 tackles for a loss.
- Graduated from Boston College with a degree in communications in December 2017.

#### PERSONAL:

- He and his wife, Danielle, have two sons, Greyson and Ollie.
- At Pine Forest (Fayetteville, N.C.) High School, earned Semper Fi All-America honors as a senior in 2013. Also garnered Associated Press All-State and first-team All-Conference honors in 2013. Ranked seventh among all high school players in North Carolina by Rivals.com. Named the 2013 Mid-South Defensive Player of the Year. Finished the 2013 campaign with 96 tackles (78 solo), 15 tackles for a loss and 17 sacks.
- Tallied second-team All-Conference honors in 2012.
- List of favorites: (TV show) "Suits"; (movie) "Transformers"; (musicians) 21 Savage and Drake; (song on his pregame playlist) "Dreams and Nightmares" by Meek Mill; (meal) Honeycomb cereal; (dessert) vanilla ice cream; and (throwback jersey) Dwyane Wade's Marquette jersey.
- He is the son of Doreen and Harold Landry.
- Follow Landry on Twitter and Instagram at @haroldlandry.
- Born Harold Antonio Landry III on June 5, 1996 in Spring Lake, N.C.

# HAROLD LANDRY III'S GAME-BY-GAME

## 2018 Tennessee Titans

Date	Opp	W/L	P/S	Tot Solo Asst	Sk - Yds	QBP	TFL	Int - Yds	-TD	PD	FF	FR - Yds	SpT
Sept 9	@ Mia	L	IA										
Sept 16	Hou	W	p	1 0 1	0.0 0.0	2	0 0	0 0	0 0	0 0	0 0	0 0	0 0
Sept 23	@ Jax	W	p	3 2 1	0.0 0.0	1	0 0	0 0	0 0	0 0	0 0	0 0	0 0
Sept 30	Phi	W	p	4 3 1	1.0 5.0	1	1 0	0 0	0 0	1 0	0 0	0 0	0 0
Oct 7	@ Buf	L	p	2 1 1	0.0 0.0	1	0 0	0 0	0 0	0 0	0 0	0 0	1
Oct 14	Bal	L	p	2 1 1	0.0 0.0	0	0 0	0 0	0 1	0 0	0 0	0 0	0
Oct 21	@ LAC	L	p	2 0 2	0.0 0.0	0	0 0	0 0	0 0	0 0	0 0	0 0	1
Nov 5	@ Dal	W	p	4 2 2	1.0 8.0	1	1 0	0 0	0 0	0 0	0 0	0 0	0
Nov 11	NE	W	p	2 1 1	0.0 0.0	1	0 0	0 0	0 0	0 0	0 0	0 0	0
Nov 18	@ Ind	L	p	3 2 1	0.0 0.0	1	0 0	0 0	0 0	0 0	0 0	0 0	1
Nov 26	@ Hou	L	p	6 4 2	0.5 4.0	0	0 0	0 0	0 0	0 0	0 0	0 0	0
Dec 2	NYJ	W	p	6 3 3	0.0 0.0	0	0 0	0 0	0 0	0 0	0 0	0 0	0
Dec 6	Jax	W	p	0 0 0	0.0 0.0	0	0 0	0 0	1 0	0 0	0 0	0 0	1
Dec 16	@ NYG	W	S	2 1 1	0.0 0.0	9	0 0	0 0	0 0	0 0	0 0	0 0	0
Dec 22	Was	W	S	5 3 2	1.0 10.0	0	0 0	0 0	0 0	0 0	0 0	0 0	0
Dec 30	Ind	L	S	4 3 1	1.0 7.0	1	0 0	0 0	0 0	0 0	0 0	0 0	0
<b>Totals</b>			<b>9-7 15/3</b>	<b>46 26 20</b>	<b>4.5 34.0</b>	<b>18</b>	<b>2 0</b>	<b>0 0</b>	<b>2 1</b>	<b>0 0</b>	<b>0 0</b>	<b>0 0</b>	<b>4</b>

## 2019 Tennessee Titans

Date	Opp	W/L	P/S	Tot Solo Asst	Sk - Yds	QBP	TFL	Int - Yds	-TD	PD	FF	FR - Yds	SpT
Sept 8	@ Cle	W	S	5 3 2	0.0 0.0	1	0 0	0 0	0 0	0 0	0 0	0 0	0 0
Sept 15	Ind	L	S	6 4 2	1.0 0.0	1	1 0	0 0	0 0	1 0	0 0	0 0	0 0
Sept 19	@ Jax	L	S	4 2 2	0.0 0.0	0	1 0	0 0	0 0	0 0	0 0	0 0	0 0
Sept 29	@ Atl	W	S	5 3 2	2.0 15.0	0	0 0	0 0	0 0	0 0	0 0	0 0	0 0
Oct 6	Buf	L	S	7 6 1	1.0 6.0	1	1 0	0 0	0 0	0 0	0 0	0 0	0 0
Oct 13	@ Den	L	S	7 6 1	0.0 0.0	1	0 0	0 0	0 0	0 0	0 0	0 0	0 0
Oct 20	LAC	W	S	3 2 1	0.0 0.0	4	0 0	0 0	0 0	0 0	0 0	0 0	0 0
Oct 27	TB	W	S	5 4 1	1.0 6.0	0	0 0	0 0	0 0	1 1	0 0	0 0	0 0
Nov 3	@ Car	L	S	7 6 1	1.0 8.0	2	1 1	0 0	1 0	0 0	0 0	0 0	0 0
Nov 10	KC	W	S	3 2 1	1.0 8.0	3	0 0	0 0	0 0	0 0	0 0	0 0	0 0
Nov 24	Jax	W	S	8 6 2	1.0 8.0	3	0 0	0 0	0 0	0 0	0 0	0 0	0 0
Dec 1	@ Ind	W	S	7 3 4	1.0 2.0	4	0 0	0 0	0 0	0 0	0 0	0 0	0 0
Dec 8	@ Oak	W	S	5 4 1	0.0 0.0	2	0 0	0 0	0 0	0 0	0 0	0 0	0 0
Dec 15	Hou	L	S	4 3 1	0.0 0.0	3	0 0	0 0	0 0	0 0	0 0	0 0	0 0
Dec 22	NO	L	S	2 1 1	0.0 0.0	1	0 0	0 0	0 0	0 0	0 0	0 0	0 0
Dec 29	@ Hou	W	S	3 1 2	0.0 0.0	2	0 0	0 0	0 0	0 0	0 0	0 0	0 0
<b>Totals</b>			<b>9-7 16/16</b>	<b>81 56 25</b>	<b>9.0 53.0</b>	<b>28</b>	<b>4 1</b>	<b>0 0</b>	<b>1 1</b>	<b>2 0</b>	<b>0 0</b>	<b>0 0</b>	<b>0 0</b>
<b>Playoffs</b>													
Jan 4	@ NE	W	S	1 1 0	0.0 0.0	3	0 0	0 0	0 1	0 0	0 0	0 0	0 0
Jan 11	@ Bal	W	S	5 4 1	1.0 1.0	3	1 0	0 0	0 0	0 0	0 0	0 0	0 0
Jan 19	@ KC	L	S	2 1 1	0.0 0.0	2	0 0	0 0	0 0	0 0	0 0	0 0	0 0
<b>Totals</b>			<b>2-1 3/3</b>	<b>8 6 2</b>	<b>1.0 1.0</b>	<b>8</b>	<b>1 0</b>	<b>0 0</b>	<b>1 0</b>	<b>0 0</b>	<b>0 0</b>	<b>0 0</b>	<b>0 0</b>

## 2020 Tennessee Titans

Date	Opp	W/L	P/S	Tot Solo Asst	Sk - Yds	QBP	TFL	Int - Yds	-TD	PD	FF	FR - Yds	SpT
Sept 14	@ Den	W	S	4 4 0	0.0 0.0	3	1 0	0 0	0 0	0 0	0 0	0 0	0 0
Sept 20	Jax	W	S	5 2 3	0.0 0.0	3	0 1	0 0	0 2	0 0	0 0	0 0	0 0
Sept 27	@ Min	W	S	5 3 2	0.0 0.0	3	0 0	0 0	0 1	0 0	0 0	0 0	0 0
Oct 13	Buf	W	S	3 3 0	1.0 10.0	1	1 0	0 0	0 0	0 0	0 0	0 0	0 0
Oct 18	Hou	W	S	6 5 1	0.5 1.5	2	1 0	0 0	0 0	0 0	0 0	0 0	0 0
Oct 25	Pit	L	S	3 3 0	0.0 0.0	1	1 0	0 0	0 0	0 0	0 0	0 0	0 0
Nov 1	@ Cin	L	S	5 3 2	0.0 0.0	0	0 0	0 0	0 0	1 0	0 0	0 0	0 0
Nov 8	Chi	W	S	4 3 1	1.0 9.0	4	1 0	0 0	0 1	0 0	0 0	0 0	0 0
Nov 12	Ind	L	S	5 4 1	0.0 0.0	0	1 0	0 0	0 0	0 0	0 0	0 0	0 0
Nov 22	@ Bal	W	S	7 4 3	1.0 9.0	1	1 0	0 0	0 0	0 0	0 0	0 0	0 0
Nov 29	@ Ind	W	S	1 1 0	1.0 9.0	2	1 0	0 0	0 0	0 0	0 0	0 0	0 0
Dec 6	Cle	L	S	3 2 1	0.0 0.0	1	0 0	0 0	0 0	0 0	0 0	0 0	0 0
Dec 13	@ Jax	W	S	2 2 0	0.0 0.0	3	0 0	0 0	0 0	0 0	0 0	0 0	0 0
Dec 20	Det	W	S	4 1 3	0.0 0.0	3	0 0	0 0	0 0	0 0	0 0	0 0	0 0
Dec 27	@ GB	L	S	8 3 5	0.0 0.0	0	1 0	0 0	0 0	0 0	0 0	0 0	0 0
Jan 3	@ Hou	W	S	4 3 1	1.0 7.0	5	1 0	0 0	0 0	0 0	0 0	0 0	0 0
<b>Totals</b>			<b>11-5 16/16</b>	<b>69 46 23</b>	<b>5.5 45.5</b>	<b>32</b>	<b>10 1</b>	<b>0 0</b>	<b>5 0</b>	<b>0 0</b>	<b>0 0</b>	<b>0 0</b>	<b>0 0</b>
<b>Playoffs</b>													
Jan 10	Bal	L	S	10 8 2	2.0 0.0	4	1 0	0 0	0 0	0 0	0 0	0 0	0 0
<b>Totals</b>			<b>0-1 1/1</b>	<b>10 8 2</b>	<b>2.0 0.0</b>	<b>4</b>	<b>1 0</b>	<b>0 0</b>	<b>0 0</b>	<b>0 0</b>	<b>0 0</b>	<b>0 0</b>	<b>0 0</b>
<b>2021 Tennessee Titans</b>													
Date	Opp	W/L	P/S	Tot Solo Asst	Sk - Yds	QBP	TFL	Int - Yds	-TD	PD	FF	FR - Yds	SpT
Sept 12	Ari	L	S	3 3 0	1.0 2.0	5	1 0	0 0	0 0	0 0	0 0	0 0	0 0
Sept 19	@ Sea	W	S	7 4 3	0.0 0.0	1	0 0	0 0	0 0	0 0	0 0	0 0	0 0
Sept 26	Ind	W	S	4 1 3	0.5 5.0	12	0 0	0 0	0 0	0 0	0 0	0 0	0 0
Oct 3	@ NYJ	L	S	7 5 2	1.0 8.0	5	3 0	0 0	0 0	0 0	0 0	0 0	0 0
Oct 10	@ Jax	W	S	7 6 1	2.0 17.0	3	2 0	0 0	0 0	0 0	0 0	0 0	0 0
Oct 18	Buf	W	S	8 5 3	2.0 11.0	2	1 0	0 0	0 0	0 0	0 0	0 0	0 0
Oct 24	KC	W	S	1 1 0	1.0 8.0	3	1 0	0 0	0 0	0 0	0 0	0 0	0 0
Oct 31	@ Ind	W	S	5 4 1	1.0 7.0	4	1 0	0 0	0 0	1 0	0 0	0 0	0 0
Nov 7	@ LAR	W	S	5 3 2	0.5 3.0	4	0 0	0 0	0 0	0 0	0 0	0 0	0 0
Nov 14	NO	W	S	5 4 1	1.0 3.0	1	1 0	0 0	0 0	0 0	0 0	0 0	0 0
Nov 21	Hou	L	S	5 5 0	0.0 0.0	1	2 0	0 0	0 0	0 0	0 0	0 0	0 0
Nov 28	@ NE	L	S	3 2 1	0.0 0.0	0	0 0	0 0	0 0	0 0	0 0	0 0	0 0
Dec 12	Jax	W	S	3 2 1	1.0 8.0	2	1 0	0 0	0 0	0 0	0 0	0 0	0 0
Dec 19	@ Pit	L	S	2 2 0	0.0 0.0	1	0 0	0 0	0 0	0 0	0 0	0 0	0 0
Dec 23	SF	W	S	3 1 2	0.0 0.0	1	0 0	0 0	0 0	0 0	0 0	0 0	0 0
Jan 2	Mia	W	S	3 1 2	1.0 8.0	2	1 0	0 0	0 0	0 0	0 0	0 0	0 0
Jan 9	@ Hou	W	S	4 3 1	0.0 0.0	2	0 0	0 0	0 0	0 0	0 0	0 0	0 0
<b>Totals</b>			<b>12-5 17/17</b>	<b>75 52 23</b>	<b>12.0 80.0</b>	<b>49</b>	<b>14 0</b>	<b>0 0</b>	<b>0 0</b>	<b>1 0</b>	<b>0 0</b>	<b>0 0</b>	<b>0 0</b>
<b>Playoffs</b>													
Jan 22	Cin	L	S	6 3 3	1.5 11.5	5	1 0	0 0	0 0	0 0	0 0	0 0	0 0
<b>Totals</b>			<b>0-1 1/1</b>	<b>6 3 3</b>	<b>1.5 11.5</b>	<b>5</b>	<b>1 0</b>	<b>0 0</b>	<b>0 0</b>	<b>0 0</b>	<b>0 0</b>	<b>0 0</b>	<b>0 0</b>



## HAROLD LANDRY III'S NFL STATISTICS

REGULAR SEASON				TACKLES							INTERCEPTIONS					FUMBLES			
Year	Team	GP	GS	Tot	Solo	Asst	Sk	Yds	QBP	TFL	No	Yds	Lg	TD	PD	FF	FR	Yds	SpT
2018	Tennessee	15	3	46	26	20	4.5	34.0	18	2	0	0	0	0	2	1	0	0	4
2019	Tennessee	16	16	81	56	25	9.0	53.0	28	4	1	0	0	0	1	1	2	0	0
2020	Tennessee	16	16	69	46	23	5.5	45.5	32	10	1	0	0	0	5	0	0	0	0
2021	Tennessee	17	17	75	52	23	12.0	80.0	49	14	0	0	0	0	0	1	0	0	0
2022	Tennessee	0	0	0	0	0	0.0	0.0	0	0	0	0	0	0	0	0	0	0	0
<b>NFL Totals</b>		<b>64</b>	<b>52</b>	<b>271</b>	<b>180</b>	<b>91</b>	<b>31.0</b>	<b>212.5</b>	<b>127</b>	<b>30</b>	<b>2</b>	<b>0</b>	<b>0</b>	<b>0</b>	<b>8</b>	<b>3</b>	<b>2</b>	<b>0</b>	<b>4</b>

PLAYOFFS				TACKLES							INTERCEPTIONS					FUMBLES			
Year	Team	GP	GS	Tot	Solo	Asst	Sk	Yds	QBP	TFL	No	Yds	Lg	TD	PD	FF	FR	Yds	SpT
2019	Tennessee	3	3	8	6	2	1.0	1.0	8	1	0	0	0	0	1	0	0	0	0
2020	Tennessee	1	1	10	8	2	2.0	0.0	4	1	0	0	0	0	0	0	0	0	0
2021	Tennessee	1	1	6	3	3	1.5	11.5	5	1	0	0	0	0	0	0	0	0	0
<b>NFL Totals</b>		<b>5</b>	<b>5</b>	<b>24</b>	<b>17</b>	<b>7</b>	<b>4.5</b>	<b>12.5</b>	<b>17</b>	<b>3</b>	<b>0</b>	<b>0</b>	<b>0</b>	<b>0</b>	<b>1</b>	<b>0</b>	<b>0</b>	<b>0</b>	<b>0</b>

### Single-Game Highs

Tackles - 8 (Three times, last vs. Buffalo 10/18/21)  
 Sacks - 2 (Three times, last vs. Buffalo 10/18/21)  
 Quarterback Pressures - 12 vs. Indianapolis (9/26/21)  
 Interceptions - 1 (Twice, last vs. Jacksonville 9/20/20)  
 Forced Fumbles - 1 (Three times, last at Indianapolis 10/31/21)  
 Fumble Recovery - 1 (Twice, last vs. Tampa Bay 10/27/19)  
 Passes Defensed - 2 vs. Jacksonville (9/20/20)

### Playoff Single-Game Highs

Tackles - 10 vs. Baltimore (1/10/21)  
 Sacks - 2 vs. Baltimore (1/10/21)  
 Quarterback Pressures - 5 vs. Cincinnati (1/22/22)  
 Passes Defensed - 1 at New England (1/4/20)



# 72 JOHN LEGLUE

**OFFENSIVE TACKLE • 6'7" • 310 LBS • COLLEGE: TULANE**

**ACQUIRED: FREE AGENT - 2023**

**NFL EXPERIENCE (NFL/TITANS): 2/1 • HOMETOWN: ALEXANDRIA, LA.**

**GAMES PLAYED/GAMES STARTED: 6/5 (PLAYOFFS: 1/1)**



**PRO:** The Titans signed John Leglue as a free agent early in the 2023 offseason. The 6-foot-7-inch, 310-pounder arrived in Tennessee after spending the last two seasons with the Pittsburgh Steelers, appearing in six games with five starts. The Tulane product originally entered the NFL as a rookie free agent with the Denver Broncos in 2019. Leglue has also spent time with the New Orleans Saints (2019) and Green Bay Packers (2019).

#### TITANS TIDBITS:

- During the 2023 offseason, Leglue hosted the inaugural John Leglue youth football camp at Holy Savior Menard Central High School in his hometown of Alexandria, La.

#### CAREER TRANSACTIONS:

- The Alexandria, La., native was originally signed by the Denver Broncos as a rookie free agent on April 30, 2019.
- Waived by the Broncos on Aug. 31, 2019.
- Signed by the New Orleans Saints to their practice squad on Sept. 1, 2019.
- Signed by the Green Bay Packers to the team's active roster off of the Saints' practice squad on Dec. 21, 2019.
- Waived by the Packers on Sept. 5, 2020.
- Signed by the Pittsburgh Steelers to their practice squad on Dec. 29, 2020.
- Signed by the Steelers to a future's contract on Jan. 14, 2021.
- Waived by the Steelers on Aug. 31, 2021 and signed to the team's practice squad a day later.
- Signed by the Steelers to their active roster from the practice squad on Nov. 27, 2021.
- Waived by the Steelers on Aug. 30, 2022 and signed to the team's practice squad a day later.
- Waived by the Steelers from their practice squad on Jan. 16, 2023.
- Signed by the Titans to a future's contract on Jan. 17, 2023.

#### SEASON RECAPS:

**2022 (0/0 - Pittsburgh):** Spent the entire season on the Steelers' practice squad.

**2021 (6/5, 1/1 - Pittsburgh):** Spent the first 10 games of the season on the Steelers' practice squad. Signed to the active roster from the practice squad on Nov. 27. Saw action in six games and started the final five games of the season at left guard. Dressed but did not play in another contest. Made his postseason debut as a starter at left guard.

- Against Baltimore (12/5), made his NFL debut.
- At Minnesota (12/9), started his first career game at left guard.

**2020 (0/0 - Pittsburgh):** Spent training camp with the Green Bay Packers before being released. Signed by the Pittsburgh Steelers and spent the regular season finale and the postseason matchup on their practice squad.

**2019 (0/0 - New Orleans; 0/0, 0/0 - Green Bay):** Spent training camp with the Denver Broncos before being released. Signed by the New Orleans Saints and spent the first 14 games on their practice squad. Signed to the Green Bay active roster from the Saints' practice squad on Dec. 22. Was inactive for the Packers' final two regular season contests and both postseason games.

#### COLLEGE:

- Played in 49 games with 38 starts in four seasons at Tulane (2014-18).

Opened games at four different positions on the offensive line throughout his career (15 starts at right tackle, 13 at right guard, nine at center, one at left tackle).

- As a senior (2018), started all 13 games at right guard, blocking for a Tulane offense that ranked No. 5 in the American Athletic Conference in rushing (218.2 yards per game).
- As a junior (2017), started 11 games at right tackle and one game at left tackle. Was a part of a Green Wave offense that averaged 231.5 rushing yards per game, good for No. 4 in the AAC.
- As a sophomore (2016), started all 12 games, opening the first three games at right tackle before moving to center for the final nine games. Part of a line that allowed the fewest sacks in the AAC (21) and ranked No. 4 in the conference in rushing (228.1 yards per game).
- As a redshirt freshman (2015), played in all 12 games with one start, while also seeing action as the team's long snapper on special teams.
- Redshirted as a freshman in 2014.
- Earned an undergraduate degree in finance in three years, as well as an MBA from Tulane.

#### PERSONAL:

- Attended Holy Savior Menard Central (Alexandria, La.) High School and earned first-team all-district honors three times while contributing to an Eagles team that posted a 32-13 record during his tenure, including a District 3-2A title as a freshman.
- Earned All-Central Louisiana honors as a junior and senior.
- Was a four-year letterman in baseball, earning all-district and All-Central Louisiana honors.
- Was a three-year letterman in basketball.
- Follow Leglue on Twitter at @theJohnLeglue.
- Follow Leglue on Instagram at @john\_leglue.
- Born John Wagner Leglue on July 6, 1993 in Alexandria, La.

## JOHN LEGLUE'S NFL STATISTICS

### REGULAR SEASON

Year	Team	GP	GS
2021	Pittsburgh	6	5
<b>NFL Totals</b>		<b>6</b>	<b>5</b>

### PLAYOFFS

Year	Team	GP	GS
2021	Pittsburgh	1	1
<b>NFL Totals</b>		<b>1</b>	<b>1</b>

### Starts Breakdown:

2021 - LG 5 (Playoffs - LG 1)



# 62 COREY LEVIN

**CENTER/GUARD • 6'4" • 307 LBS • COLLEGE: CHATTANOOGA**  
**ACQUIRED: FREE AGENT - 2021 • NFL EXPERIENCE (NFL/TITANS): 5/5**  
**HOMETOWN: DACULA, GA.**  
**GAMES PLAYED/GAMES STARTED: 45/4 (PLAYOFFS: 1/0)**



**PRO:** The Titans originally selected Corey Levin in the sixth round (217th overall) of the 2017 NFL Draft. He re-joined the Titans in 2021 after being claimed off waivers from the N.Y. Jets. The 6-foot-4-inch, 307-pounder has the versatility to play along the offensive line at both guard and center. A native of Dacula, Ga., Levin has also spent time with the Denver Broncos, Chicago Bears and New England Patriots.

#### CAREER HIGHLIGHTS:

- In 2022, Levin appeared in all 17 games for the first time in his career and started the final three contests at center.

#### TITANS TIDBITS:

- Levin is the first member of his immediate family to graduate from college.
- A multi-sport athlete in high school, Levin also competed in baseball as a pitcher and third baseman.
- A four-year starter at Chattanooga, Levin first began playing football at age five.

#### CAREER TRANSACTIONS:

- The Dacula, Ga., native was selected by the Titans in the sixth round (217th overall) of the 2017 NFL Draft.
- Waived by the Titans on Aug. 31, 2019.
- Claimed off waivers by the Denver Broncos on Sept. 1, 2019.
- Waived by the Broncos on Sept. 14, 2019 and signed to the team's practice squad three days later.
- Signed by the Chicago Bears to their active roster from the Broncos' practice squad on Nov. 30, 2019.
- Released by the Bears on Sept. 9, 2020.
- Signed by the New England Patriots to their practice squad on Sept. 9, 2020.
- Released by the Patriots from their practice squad on Sept. 11, 2020.
- Signed by the N.Y. Jets as a free agent on April 8, 2021.
- Released by the Jets on Aug. 30, 2021.
- Claimed off waivers by the Titans on Sept. 1, 2021.
- Released by the Titans on Sept. 6, 2021 and signed to the team's practice squad two days later.
- Signed by the Titans to their active roster from the practice squad on Oct. 8, 2021.

#### SEASON RECAPS:

**2022 (17/3 - Tennessee):** Saw action in all 17 games while starting the final three contests at center.

- At Buffalo (9/19), saw significant action as a reserve at center in the second half.
- At L.A. Chargers (12/18), saw action as a reserve at right guard after Nate Davis left the game with an injury.
- Against Houston (12/24), started at center for the first time in his career and blocked for Derrick Henry to rush for 126 yards on 23 carries with a touchdown.
- Against Dallas (12/29), started at center.
- At Jacksonville (1/7), started at center and helped open holes for Derrick Henry to amass 109 rushing yards.

**2021 (12/0, 1/0 - Tennessee):** Saw action as a reserve in 12 games. Spent the first four weeks of the season on the team's practice squad. Dressed but did not play in one game. Played as a reserve in the postseason contest.

- At Jacksonville (10/10), entered the game at left guard in the third quarter

after Rodger Saffold left the contest with an injury.

- Against Houston (11/21), saw limited action as a reserve on special teams and one snap as an extra tight end.
- At New England (11/28), played as a reserve at center for the final series.
- Against Cincinnati (1/22), made his postseason debut as a reserve on special teams.

**2020 (0/0 - New England):** Spent two days on the Patriots' practice squad.

**2019 (0/0 - Denver; 0/0 - Chicago):** Was inactive for the regular season opener with the Broncos and then spent the next 10 weeks on the team's practice squad. Signed by the Bears to their active roster from the Broncos' practice squad. Was inactive for three contests and did not play in the regular season finale for the Bears.

**2018 (16/1 - Tennessee):** Played in all 16 games with a start at left guard. Saw action in his first career NFL game at Miami (9/9/18). Made his first career NFL start at L.A. Chargers in London (10/21/18).

- At Miami (9/9), made his NFL debut as a reserve on special teams.
- At Jacksonville (9/23), saw action as a reserve for two snaps at left guard when Quinton Spain left the game briefly.
- Against Baltimore (10/14), entered the game as a reserve at left guard after Quinton Spain left the contest in the third quarter with an injury.
- At Los Angeles Chargers in London (10/21), made his first career NFL start at left guard and helped block for Titans' ball carriers to gain 164 yards on the ground.
- Against N.Y. Jets (12/2), entered the game at the start of the third quarter at center.
- Against Jacksonville (12/6), played limited snaps as a reserve at center.
- Against Washington (12/22), played limited snaps as an extra offensive lineman and on special teams.
- Against Indianapolis (12/30), entered the game late in the fourth quarter at left guard after Quinton Spain left the contest with an injury.

**2017 (0/0, 0/0 - Tennessee):** Did not play in two games and was inactive for 14 contests. Was inactive for both postseason games.

- Against Baltimore (11/5), suited up but did not play.
- Against Cincinnati (11/12), did not play.

#### COLLEGE:

- In four seasons at Chattanooga (2013-16), Levin appeared in 52 career games with 51 starts, 45 of which were consecutive. A three-year starter on the offensive line, Levin proved his versatility making starts at left guard and at both left and right tackle. Three of Chattanooga's top five rushing totals in school history came with Levin starting on the offensive line, and he is one of only five three-time All-Americans in school history.
- As a senior (2016), started all 13 games with 12 coming at left guard and one at right tackle. Named first-team All-American by the American Football Coaches Association and earned second-team All-American honors from the Associated Press. Also named first team All-SoCon by the league's coaches and media for the second consecutive year.
- As a junior (2015), started all 13 games with seven starts at left tackle and six at left guard. Named first-team All-American by the AFCA and second-team All-American by the Associated Press. Earned the Jacobs Blocking Award for the second consecutive year and became the first player in Chattanooga history to win that honor twice.
- As a sophomore (2014), started all 14 games with three starts at left tackle and 11 at left guard. Earned the Jacobs Blocking Award given to the top offensive lineman in the Southern Conference and was the first Moc

to win the award since 1983. Named first-team All-SoCon by the league's coaches and media and earned third-team All-American honors by Sports Network.

- As a redshirt freshman (2013), appeared in all 12 games with 11 starts at left tackle. Named to the Southern Conference All-Freshman Team as well as the College Sports Journal FCS National All-Freshman Second Team.
- As a freshman (2012), redshirted.
- Graduated from Chattanooga in December 2016 with a degree in exercise science.

**PERSONAL:**

- Attended Dacula (Ga.) High School where he was named team captain and made the Gwinnett County All-Star team.
- Son of Grant and Linda Levin.
- Has three older sisters, Jennifer, Heather and Tiffany.
- His late father, Grant, played golf at Florida International.
- List of favorites: (TV shows) "Shameless" and "True Detective: Season 1"; (movie) "Varsity Blues"; (musician) Travis Scott; (athlete as a child) Ed Reed; and (food) pizza.
- Follow Levin on Twitter and Instagram at @Coreylevin62.
- Born Corey Michael Levin on Aug. 12, 1994 in Dacula, Ga.

## COREY LEVIN'S NFL STATISTICS

### REGULAR SEASON

Year	Team	GP	GS
2017	Tennessee	0	0
2018	Tennessee	16	1
2019	DEN/CHI	0	0
2020	New England	Prac Squad	
2021	Tennessee	12	0
2022	Tennessee	17	3
<b>NFL Totals</b>		<b>45</b>	<b>4</b>

### PLAYOFFS

Year	Team	GP	GS
2017	Tennessee	0	0
2021	Tennessee	1	0
<b>NFL Totals</b>		<b>1</b>	<b>0</b>

### Starts Breakdown:

2018 - LG 1; 2022 - C 3

### Additional Career Statistics

Misc. Tackles - 1 (2018), 1 (2022)



# 8 WILL LEVIS

**QUARTERBACK • 6'4" • 229 LBS • COLLEGE: KENTUCKY**

**ACQUIRED: 2ND ROUND - 2023**

**NFL EXPERIENCE (NFL/TITANS): ROOKIE • HOMETOWN: MADISON, CONN.**

**GAMES PLAYED/GAMES STARTED: 0/0 (PLAYOFFS: 0/0)**



**PRO:** The Titans selected Will Levis in the second round (33rd overall) of the 2023 NFL Draft. The 6-foot-4-inch, 229-pounder is a strong-armed signal caller that displays leadership under center, accuracy from the pocket and grit as a runner. A native of Madison, Conn., he spent two seasons at Kentucky, after transferring from Penn State. During his two seasons as the Wildcats' starting signal caller, he directed the program to 17 victories and a pair of bowl appearances. He was the fourth quarterback drafted in 2023 after the Titans traded up in the second round to select him.

#### CAREER HIGHLIGHTS:

- Levis finished his career with a 17-7 record as a starter at Kentucky, tying Terry Wilson for the second-most quarterback wins since 1993.
- In two seasons at Kentucky, Levis completed 418 of 636 passes for 5,233 yards with 43 passing touchdowns and 11 rushing scores.
- Levis, a two-time team captain for the Wildcats, notched six 300-yard passing games at Kentucky, the fourth-most in school history.

#### TITANS TIDBITS:

- Levis comes from a family of athletes. His great grandfather, Alva Kelley, was an All-America football player at Cornell University and won a National Championship in 1939. His mother, Beth Kelley Levis, was two-time All-America soccer player at Yale and has been inducted into the Connecticut Girls' Soccer Association Hall of Fame. His father, Mike, was a tight end at Denison University. His uncle, David Kelley, also was an Academic All-America football player at Yale.
- Levis has used his platform to make a difference in the community. He set up a Cameo campaign to raise money for flood victims in eastern Kentucky in 2022 and organized an autograph signing with fellow teammates to gather funds for tornado victims in western Kentucky in 2021. He has also volunteered with Amachi, an organization that aims to assist children affected by incarceration.
- The best advice Levis has ever received is "never give up." His grandfather used to end every sentence he ever had with him with those words and it took him a while to realize how meaningful they are, but he now uses it as his personal mantra. It is the impetus behind the tattoo on his arm "2nd Chronicles 15:7." The verse says, "But as for you, stay strong and do not give up, for your effort will be rewarded."
- Levis grew up a fan of all the Boston-area sports teams and considers himself a diehard Red Sox supporter. As a Patriots fan growing up, he went to training camp and got an autograph from his current head coach and Patriots Hall of Famer Mike Vrabel.

#### CAREER TRANSACTIONS:

- The Madison, Conn., native was selected by the Titans in the second round (33rd overall) of the 2023 NFL Draft.

#### COLLEGE:

- Played two seasons at Kentucky after spending his first three collegiate seasons at Penn State. In four total seasons on the field, he appeared in 39 games with 26 starts, completing 479 of 738 passes for 5,876 yards with 46 passing touchdowns. Totaled 312 rushes for 742 yards with 17 rushing scores. Levis finished his career with a 17-7 record as a starter at Kentucky, tying Terry Wilson for the second-most quarterback wins since 1993. Accounted for 54 total touchdowns at Kentucky (43 passing and 11 rushing) and tallied 5,233 passing yards for the Wildcats, finishing sixth on the program's all-time list.

**AS A SENIOR (2022),** started 11 games at quarterback and connected on

185 of 283 passes for 2,406 yards with 19 passing scores, while ranking fourth in the SEC in pass efficiency (151.9). Finished fifth in the SEC with 19 passing scores.

- Against Miami (Ohio) (9/3), completed 21 of 32 passes for 303 yards and three touchdowns in the season opener. Became the second quarterback in UK history with 300-yard passing games in consecutive season openers.
- At Florida (9/10), helped lead a come-from-behind 26-16 victory after completing 13 of 24 passes for 202 yards and one touchdown, while also rushing for a score.
- Against Youngstown State (9/17), completed 27 of 35 passes for a season-high 377 yards with two touchdowns and a rushing score.
- Against Northern Illinois (9/24), connected on 18 of 26 passes for 303 yards and four touchdowns. Became the first Kentucky quarterback with at least three passing touchdowns of 40 or more yards in the same game since 2016.
- At Missouri (11/5), completed 13 of 19 passes for 170 yards and all three Kentucky touchdowns in the Wildcats' 21-17 come-from-behind win. Trailing 17-14 with 8:04 to go, he led Kentucky on a 58-yard game-winning touchdown drive. Completed all three passes for 51 yards on the winning march, including the 22-yard touchdown on a 3rd-and-11 play.
- Against Louisville (11/26), completed 11 of his 19 passes for 188 yards and two touchdowns in the win, becoming the third UK starting quarterback to defeat Louisville in back-to-back games.

**AS A JUNIOR (2021),** transferred from Penn State to Kentucky and was elected a team captain for his initial campaign with the Wildcats. Started in all 13 games and helped lead UK to 10 wins for the fourth time in school history. Totaled 3,203 yards total offense, the seventh player in school history to reach 3,000 yards of total offense in a season. Completed 233 of 353 passes for 2,826 yards and 24 passing scores. Registered 107 rushes for 376 yards and a team-high tying nine rushing touchdowns. Ranked in the top 10 in several statistical categories in the SEC, including fourth in offense touchdowns (33), fifth in pass completions (233) and sixth in total offensive yards (3,203), total passing yards (2,827), pass attempts (353) and passing touchdowns (24).

- Registered two games (against Louisiana State and Tennessee) with three passing touchdowns and two rushing touchdowns in the same game, the only Wildcat ever to do so.
- Against Louisiana-Monroe (9/4), completed 18 of 26 passes for 367 yards and four touchdowns in the season opener, notching career-highs for completions, yards and touchdowns, in his first career start at Kentucky. Marked the most passing yards for a Kentucky player in his first game as a Wildcat.
- Against Louisiana State (10/9), named the FBS National Offensive Player of the Week by the Walter Camp Football Foundation, selected to the Davey O'Brien Award's Great 8 list and earned College Football Performance Awards National Performer of the Week honorable mention after accounting for Kentucky's first five touchdowns in the Wildcats' 42-21 win over the Tigers. Connected on 14 of 17 passes (82.4 percent) for 145 yards with three touchdowns. Rushed 11 times for a net 75 yards and two scores.
- Against Tennessee (11/6), accounted for 419 yards total offense and five touchdowns. Completed 31 of 49 passes for a then career-high 372 yards and three touchdowns. Rushed 15 times for a net 47 yards and two scores.
- Against New Mexico State (11/20), completed 21 of 31 passes for a career-high 419 yards and a career-high-tying four passing touchdowns. His 79-yard pass to Wan'Dale Robinson marked the longest completion of his career and longest for UK since 2014.
- At Louisville (11/27), received The Manning Award Quarterback of the

Week, the Howard Schnellenberger Award as the Most Valuable Player of the Governor's Cup game and was named College Football Performance Awards National Performer of the Week honorable mention for the second time after completing 14 of 18 passes for 149 yards and rushing 14 times for a career-high 113 yards with a career-best four rushing scores.

**AS A SOPHOMORE (2020)**, played in eight games with one start at quarterback for Penn State and connected on 33 of 55 passes for 421 yards with a score. Rushed 82 times for 260 yards with three touchdowns.

- Against Iowa (11/21), earned his first starting assignment and completed 14 of 31 passes for 219 yards, including a 74-yard completion.
- At Michigan (11/28), rushed for 25 yards on six carries with a two-yard rushing touchdown, helping the Nittany Lions win 27-17 in "The Big House."

**AS A REDSHIRT FRESHMAN (2019)**, appeared in seven games with one start at quarterback for Penn State. Completed 28 of 47 passes for 223 yards with two touchdowns and two interceptions. Totaled 213 rushing yards on 51 carries with three scores.

- Earned the team's High Academic Average (cumulative GPA), along with teammate Black Gillikin.

**AS A FRESHMAN (2018)**, redshirted at Penn State.

- Graduated in May of 2021 from Penn State's Smeal College of Business in three years with a degree in finance. Graduated with a master's degree in finance from Kentucky's Gatton School of Business and Economics in December of 2022.

#### PERSONAL:

- Was a three-year letter winner at Xavier (Middletown, Conn.) High School.
- As a senior captain (2017), earned second-team Walter Camp All-

- Connecticut honors after breaking Xavier's records for passing yards (2,793), passing touchdowns (27) and completions in a season.
- Named the Hartford Courant's Offensive Player of the Year and an All-Courant first-team selection.
- As a junior (2016), registered 1,972 passing yards with 19 passing touchdowns and six rushing touchdowns.
- Carried a 4.0 grade-point average during his prep career, winning the Brother Celestine Academic Award, while also being chosen as an All-SCC Tier 1 academic athlete in 2017.
- Member of the National Honor Society and was a Ryken Scholar.
- Also lettered in baseball at Xavier.
- Son of Beth and Michael Levis and has three younger sisters: Kelley, Jillian and Claire.
- Follow Levis on Twitter, Instagram and TikTok at @will\_levis.
- Born Will Donovan Levis on June 27, 1999 in Newton, Mass.

## WILL LEVIS' COLLEGE STATISTICS

Year	Team	GP/GS	PASSING							RUSHING					
			Att	Cmp	Pct	Yds	Yd/Att	TD	INT	Lg	Att	Yds	Avg.	Lg	TD
2019	Penn State	7/1	47	28	59.6	223	4.74	2	2	44t	51	213	4.2	49	3
2020	Penn State	8/1	55	33	60.0	421	7.65	1	0	74	82	260	3.2	14	3
2021	Kentucky	13/13	353	233	66.0	2,826	8.01	24	13	79	107	376	3.5	33	9
2022	Kentucky	11/11	283	185	65.4	2,406	8.50	19	10	70t	72	-107	-1.5	24	2
<b>College Totals</b>		<b>39/26</b>	<b>738</b>	<b>479</b>	<b>64.9</b>	<b>5,876</b>	<b>7.96</b>	<b>46</b>	<b>25</b>	<b>79</b>	<b>312</b>	<b>742</b>	<b>2.4</b>	<b>49</b>	<b>17</b>

#### Single-Game Highs

Attempts - 49 vs. Tennessee (11/6/21)  
 Completions - 32 at Georgia (10/16/21)  
 Passing Yards - 419 vs. New Mexico State (11/20/21)  
 Touchdown Passes - 4 (Three times, last vs. Northern Illinois 9/24/22)  
 Long Completion - 79 vs. New Mexico State (11/20/21)

Rushing Attempts - 18 (Twice, last at Nebraska 11/14/20)  
 Rushing Yards - 113 at Louisville (11/27/21)  
 Rushing Touchdowns - 4 at Louisville (11/27/21)  
 Rushing Long - 49 vs. Rutgers (11/30/19)



# 87 ALIZÉ MACK

**TIGHT END • 6'4" • 251 LBS • COLLEGE: NOTRE DAME**  
**ACQUIRED: FREE AGENT - 2023 • NFL EXPERIENCE (NFL/TITANS): 1/1**  
**HOMETOWN: LAS VEGAS, NEV.**  
**GAMES PLAYED/GAMES STARTED: 0/0 (PLAYOFFS: 0/0)**



**PRO:** The Titans signed Alizé Mack as a free agent in the 2023 offseason. The 6-foot-4-inch, 251-pounder originally entered the NFL in 2019 as a seventh round draft selection (231st overall) by the New Orleans Saints. The Las Vegas native has spent time with the Pittsburgh Steelers (2019), Kansas City Chiefs (2019), Detroit Lions (2021) and Green Bay Packers (2022).

#### CAREER TRANSACTIONS:

- The Las Vegas, Nev., native was originally drafted by the New Orleans Saints in the seventh round (231st overall) of the 2019 NFL Draft.
- Waived by the Saints on Aug. 31, 2019 and signed to the team's practice squad the next day.
- Waived by the Saints on Sept. 20, 2019.
- Signed by the Pittsburgh Steelers to the team's practice squad on Sept. 25, 2019.
- Waived by the Steelers on Oct. 2, 2019.
- Signed by the Kansas City Chiefs to the team's practice squad on Nov. 6, 2019.
- Waived by the Chiefs on Nov. 30, 2019.
- Signed by the Chiefs as a free agent on Jan. 9, 2020.
- Waived by the Chiefs on May 4, 2020.
- Signed by the Detroit Lions as a free agent on Feb. 11, 2021.
- Waived by the Lions on Aug. 31, 2021 and signed to the team's practice squad the next day but was waived the following day.
- Signed by the Green Bay Packers as a free agent on Feb. 7, 2022.
- Waived by the Packers on Sept. 2, 2022.
- Signed by the Titans as a free agent on May 17, 2023.

#### SEASON RECAPS:

**2022 (0/0 - Green Bay)** - Spent training camp with the Packers.

**2021 (0/0 - Detroit):** Spent training camp with the Detroit Lions.

**2019 (0/0 - New Orleans; 0/0 Pittsburgh; 0/0 Kansas City):** Spent a portion of the season on the practice squads of the New Orleans Saints, Pittsburgh Steelers and Kansas City Chiefs.

#### COLLEGE:

- Appeared in 35 games with 23 starts over four seasons at Notre Dame (2015-18) and recorded 68 receptions for 716 yards and four touchdowns. Was on the Mackey Award Watch List in 2016, 2017 and 2018.
- As a senior (2018), started all 12 games and tallied 36 receptions for 360 yards and three touchdowns.
- As a junior (2017), appeared in 10 games with six starts and totaled 19 receptions for 166 yards and one touchdown.
- As a sophomore (2016), practiced for the Irish but did not see any game action.
- As a freshman (2015), appeared in 13 games with five starts and posted 13 receptions for 190 yards.
- Graduated from Notre Dame with a degree in film, television and theatre.

#### PERSONAL:

- Earned first-team All-USA honors at tight end from USA Today as a senior at Bishop Gorman High School (Nev.) in 2014.
- Finished his career with 85 receptions for 1,725 yards and 27 touchdowns.
- Caught 41 passes for 930 yards and 13 touchdowns as a senior, helping Big Gorman to a 15-0 record and its sixth straight Division I State Title.
- Was rated the No. 1 tight end in the nation by ESPN.com and 247 Sports.
- Posted 35 receptions for 571 yards and 10 touchdowns as a junior and nine receptions for 224 yards and three touchdowns as a sophomore.
- Follow Mack on Twitter at @AlizeMack97
- Born Alizé Khyree Mack on Mar. 29, 1997 in Las Vegas, Nev.



# 52 ZACH McCLOUD

**OUTSIDE LINEBACKER • 6'2" • 235 LBS • COLLEGE: MIAMI (FLA.)**  
**ACQUIRED: FREE AGENT - 2022 • NFL EXPERIENCE (NFL/TITANS): 1/1**  
**HOMETOWN: LANTANA, FLA.**  
**GAMES PLAYED/GAMES STARTED: 0/0 (PLAYOFFS: 0/0)**



**PRO:** The Titans added Zach McCloud to their practice squad during the 2022 season and re-signed him after the conclusion of the campaign. The 6-foot-2-inch, 235-pounder initially entered the NFL as a rookie free agent with the Minnesota Vikings and spent time with the Denver Broncos before joining the Titans. Prior to entering the NFL, the Lantana, Fla., native spent six seasons (2016-21) at the University of Miami (Fla.), where he totaled 193 tackles and 10 sacks in 64 games.

#### TITANS TIDBITS:

- During a career at the University of Miami (Fla.) that spanned six seasons, the versatile McCloud lined up at inside linebacker, outside linebacker and defensive end in addition to playing time on special teams under three different head coaches.
- McCloud set a Miami Hurricanes record by playing in 64 career games.
- McCloud worked extensively with Big Brothers Big Sisters while he was in college.

#### CAREER TRANSACTIONS:

- The Lantana, Fla., native was originally signed by the Minnesota Vikings as a rookie free agent on May 1, 2022.
- Released by the Vikings on Aug. 30, 2022.
- Signed by the Denver Broncos to their practice squad on Nov. 1, 2022.
- Released by the Broncos on Dec. 6, 2022.
- Signed by the Tennessee Titans to their practice squad on Dec. 13, 2022.

#### SEASON RECAPS:

**2022 (0/0):** Spent Weeks 9-13 on the practice squad with the Denver Broncos and Weeks 15-18 on the practice squad with the Titans.

#### COLLEGE:

- Appeared in a school-record 64 games with 49 starts over six seasons (2016-21) at Miami (Fla.). Registered 193 total tackles, 10 sacks, 22.5 tackles for loss, three forced fumbles, one fumble recovery and four passes defended.
- In 2021, appeared in 12 games with nine starts and set career highs with 5.5 sacks and 7.5 tackles for loss. Added 28 tackles and one forced fumble.

- In 2020, saw action in nine games with eight starts, collecting 27 tackles, two sacks, two tackles for loss, one forced fumble and one fumble recovery. Named one of four team captains prior to the season.
- In 2019, saw action in four games and made one start prior to redshirting. Totaled nine tackles (six solo) and one pass defended.
- Saw action in all 13 games and made nine starts in 2018, finishing with 44 total tackles and 4.5 tackles for loss.
- As a sophomore in 2017, was among the team's top defensive contributors, totaling a career-high 48 tackles, 4.5 tackles for loss, two sacks and three quarterback hurries.
- As a true freshman in 2016, started 11 of 13 games at linebacker, finishing the season with 37 tackles, 3.5 tackles for loss, two pass breakups and four quarterback hurries. Also had one blocked kick.
- Graduated from Miami in 2019 with a degree in human social development.

#### PERSONAL:

- Attended Santaluces (Lantana, Fla.) High School, where he was a four-star outside linebacker according to ESPN and 247Sports. Ranked No. 172 player on ESPN300 and No. 11 outside linebacker nationwide by ESPN. Earned first-team Sun Sentinel All-County recognition in his final year.
- Multiple members of his family served in the U.S. military, including an uncle in the Air Force and cousins in the Navy and Air Force.
- Mother is an early childhood learning specialist.
- Has one biological sister, Xandra, and four half siblings.
- Hobbies include fishing.
- Follow McCloud on Instagram at @mccloud53 and on Twitter at @mccloud53.
- Born Zachary McCloud on April 22, 1998 in Boynton Beach, Fla.

## ZACH McCLOUD'S NFL STATISTICS

REGULAR SEASON		TACKLES										INTERCEPTIONS					FUMBLES			
Year	Team	GP	GS	Tot	Solo	Asst	Sk	Yds	QBP	TFL	No	Yds	Lg	TD	PD	FF	FR	Yds	SpT	
2022	DEN/TEN	0	0	Practice Squad																
<b>NFL Totals</b>		<b>0</b>	<b>0</b>	<b>0</b>	<b>0</b>	<b>0</b>	<b>0.0</b>	<b>0.0</b>	<b>0</b>	<b>0</b>	<b>0</b>	<b>0</b>	<b>0</b>	<b>0</b>	<b>0</b>	<b>0</b>	<b>0</b>	<b>0</b>	<b>0</b>	





# 21 ROGER McCREARY

**CORNERBACK • 5'11" • 190 LBS • COLLEGE: AUBURN**  
**ACQUIRED: 2ND ROUND - 2022 • NFL EXPERIENCE (NFL/TITANS): 2/2**  
**HOMETOWN: MOBILE, ALA.**  
**GAMES PLAYED/GAMES STARTED: 17/17 (PLAYOFFS: 0/0)**



**PRO:** The Titans selected Roger McCreary in the second round (35th overall) of the 2022 NFL Draft. The 5-foot-11-inch, 190-pounder is a physical, athletic cornerback that is known for always being around the ball. As a rookie in 2022, McCreary was one of three players on the team to start all 17 games, and he became the first Titans rookie cornerback since 2017 to start every game. He finished third on the Titans defense with 85 tackles, ranked second with eight passes defended, and added one interception, two tackles for loss and one quarterback pressure. The Mobile, Ala., native was a two-year starter at Auburn and notched an impressive 22 passes defended, including four interceptions, during his final two collegiate campaigns.

#### CAREER HIGHLIGHTS:

- In 2022, McCreary was one of only three rookie cornerbacks in the NFL to start all 17 games. He finished third on the team with 85 tackles, and ranked second on the squad with eight passes defended, which included an interception.

#### TITANS TIDBITS:

- McCreary's pregame ritual in college was eating two plates of baked beans with sugar the night before a game. The tradition started when he got to Auburn and he says Bush's baked beans are his favorite.
- His uncle, Angelo James, was a defensive back for the Philadelphia Eagles.

#### CAREER TRANSACTIONS:

- The Mobile, Ala., native was selected by the Titans in the second round (35th overall) of the 2022 NFL Draft.

#### SEASON RECAPS:

**2022 (17/17):** Started all 17 games at cornerback as a rookie and ranked third on the team with 85 tackles. Finished second on the squad with eight passes defended. Registered an interception, two stops for loss and a quarterback pressure. Was one of three players on the team to start all 17 games, and he became the first Titans rookie cornerback since 2017 to start every game. Led or tied for the team lead in tackles three times in 2022 (at BUF, vs. LV, at IND). Led or tied for the team lead in passes defended three times in 2022 (vs. LV, at LAC, at JAX).

- Against N.Y. Giants (9/11), made his NFL debut as a starter at cornerback and posted two tackles.
- At Buffalo (9/19), started at cornerback and led the team with a career-best 11 tackles. Stuffed Zach Moss for no gain on a rush off right end in the opening stanza.
- Against Las Vegas (9/25), started at cornerback and led the team with 10 tackles to go along with his first career pass defended. Defended a pass intended for Keelan Cole in the end zone on third-and-10 late in the fourth quarter.
- At Indianapolis (10/2), tied for the team lead with seven tackles, including a stop for loss. Teamed with Kevin Byard to stop Parris Campbell for a two-yard loss on a short pass in the third quarter. Stuffed Nyheim Hines for a three-yard loss on a short pass in the final stanza.
- At Kansas City (11/6), produced eight tackles and collected his first career interception. Teamed with Jeffery Simmons to stuff Clyde Edwards-Helaire for no gain on a rush off right tackle late in the first quarter. Notched his first career interception by picking off a Patrick Mahomes pass intended for Travis Kelce in the third quarter.
- At Green Bay (11/17), registered six tackles, including a stop for loss. Combined with Sam Okuayinonu to stuff Aaron Jones for a four-yard loss on a rush off right end in the third quarter.

- Against Cincinnati (11/27), collected two tackles with a pass defended. Halted a Bengals' drive by breaking up a third-and-six pass intended for Hayden Hurst in the second stanza.

- At L.A. Chargers (12/18), recorded three tackles and a team-high two passes defended. Ended a potential Chargers' scoring drive by catching a Justin Herbert pass and lateraling it to Joshua Kalu before landing out of bounds which resulted in an interception in the end zone right before halftime. Forced a Chargers' punt by breaking up a third-and-eight pass intended for Mike Williams in the third quarter.

- At Jacksonville (1/7), totaled a tackle and a pass defended. Forced the Jaguars to settle for a field goal by breaking up a third-and-three pass intended for Christian Kirk in the end zone on the first play of the fourth quarter.

#### COLLEGE:

- During four seasons at Auburn, McCreary appeared in 43 games with 23 starts and posted 135 tackles, six interceptions, 35 passes defended, 10 stops for loss, a forced fumble and two fumble recoveries.

- As a senior (2021), started 12 games at cornerback and collected 49 tackles, two interceptions, a sack, two stops for loss and a team-best 16 passes defended. Named a first-team All-America by The Athletic, Associated Press, ESPN and Reese's Senior Bowl. Was a Bednarik Award semifinalist.

- As a junior (2020), started 10 games at cornerback and amassed 45 tackles, three interceptions, seven stops for loss, six passes defended and a forced fumble. Named SEC Academic Honor Roll.

- As a sophomore (2019), played in 13 games with a start at cornerback and posted 36 tackles, an interception, 12 passes defended, a stop for loss and a fumble recovery.

- As a true freshman (2018), saw action in seven games and registered five tackles and a pass defended.

- Graduated with a degree in interdisciplinary studies in August 2021 from Auburn.

#### PERSONAL:

- Attended Williamson (Mobile, Ala.) High School.
- As a senior (2017), named first-team Class 5A All-State after collecting eight interceptions and more than 100 tackles. Also had more than 2,100 offensive yards and was named Optimist Club Player of the Year.
- Also participated in track and field, basketball and baseball.
- Enjoys bowling and playing golf.
- Has two dogs – Trouble (Boxer) and Ash (Yorkie/Shih Tzu mix).
- Follow McCreary on Twitter at @RogerJamez and on Instagram at @rod\_james251.
- Son of Felicia James and has a sister, Tadaisha.
- Born Roger Lee McCreary on Feb. 10, 1999 in Mobile, Ala.

## ROGER McCREARY'S GAME-BY-GAME

### 2022 Tennessee Titans

Date	Opp	W/L	P/S	Tot	Solo	Asst	Sk	- Yds	QBP	TFL	Int	- Yds	-TD	PD	FF	FR	- Yds	SpT		
Sept 11	NYG	L	S	2	1	1	0.0	0.0	0	0	0	0	0	0	0	0	0	0	0	
Sept 19	@ Buf	L	S	11	11	0	0.0	0.0	0	0	0	0	0	0	0	0	0	0	0	
Sept 25	LV	W	S	10	9	1	0.0	0.0	0	0	0	0	0	1	0	0	0	0	0	
Oct 2	@ Ind	W	S	7	5	2	0.0	0.0	0	1	0	0	0	0	0	0	0	0	0	
Oct 9	@ Was	W	S	2	2	0	0.0	0.0	1	0	0	0	0	0	0	0	0	0	0	
Oct 23	Ind	W	S	5	5	0	0.0	0.0	0	0	0	0	0	1	0	0	0	0	0	
Oct 30	@ Hou	W	S	6	4	2	0.0	0.0	0	0	0	0	0	0	0	0	0	0	0	
Nov 6	@ KC	L	S	8	6	2	0.0	0.0	0	0	1	4	0	1	0	0	0	0	0	
Nov 13	Den	W	S	5	3	2	0.0	0.0	0	0	0	0	0	0	0	0	0	0	0	
Nov 17	@ GB	W	S	6	4	2	0.0	0.0	0	1	0	0	0	0	0	0	0	0	0	
Nov 27	Cin	L	S	2	2	0	0.0	0.0	0	0	0	0	0	1	0	0	0	0	0	
Dec 4	@ Phi	L	S	4	4	0	0.0	0.0	0	0	0	0	0	0	0	0	0	0	0	
Dec 11	Jax	L	S	5	4	1	0.0	0.0	0	0	0	0	0	0	0	0	0	0	0	
Dec 18	@ LAC	L	S	3	2	1	0.0	0.0	0	0	0	0	0	0	0	0	2	0	0	
Dec 24	Hou	L	S	5	4	1	0.0	0.0	0	0	0	0	0	0	0	0	0	0	0	
Dec 29	Dal	L	S	3	3	0	0.0	0.0	0	0	0	0	0	0	0	0	1	0	0	
Jan 7	@ Jax	L	S	1	1	0	0.0	0.0	0	0	0	0	0	0	0	0	1	0	0	
<b>Totals</b>				<b>7-10</b>	<b>17/17</b>	<b>85</b>	<b>70</b>	<b>15</b>	<b>0.0</b>	<b>0.0</b>	<b>1</b>	<b>2</b>	<b>1</b>	<b>4</b>	<b>0</b>	<b>8</b>	<b>0</b>	<b>0</b>	<b>0</b>	<b>0</b>

## ROGER McCREARY'S NFL STATISTICS

REGULAR SEASON		TACKLES									INTERCEPTIONS					FUMBLES			
Year	Team	GP	GS	Tot	Solo	Asst	Sk	Yds	QBP	TFL	No	Yds	Lg	TD	PD	FF	FR	Yds	SpT
2022	Tennessee	17	17	85	70	15	0.0	0.0	1	2	1	4	4	0	8	0	0	0	0
<b>NFL Totals</b>		<b>17</b>	<b>17</b>	<b>85</b>	<b>70</b>	<b>15</b>	<b>0.0</b>	<b>0.0</b>	<b>1</b>	<b>2</b>	<b>1</b>	<b>4</b>	<b>4</b>	<b>0</b>	<b>8</b>	<b>0</b>	<b>0</b>	<b>0</b>	<b>0</b>

### Single-Game Highs

Tackles - 11 at Buffalo (9/19/22)

Interceptions - 1 at Kansas City (11/6/22)

Tackles for Loss - 1 at Indianapolis (10/2/22)

Passes Defensed - 2 at L.A. Chargers (12/18/22)



# 13 RACEY McMATH

**WIDE RECEIVER • 6'3" • 217 LBS • COLLEGE: LOUISIANA STATE**  
**ACQUIRED: 6TH ROUND - 2021 • NFL EXPERIENCE: 3/3**  
**HOMETOWN: NEW ORLEANS, LA.**  
**GAMES PLAYED/GAMES STARTED: 14/0 (PLAYOFFS: 1/0)**



**PRO:** The Titans selected Racey McMath with the 205th overall pick in the sixth round of the 2021 NFL Draft. The 6-foot-3 inch, 217-pound wide receiver possesses tremendous size and explosion for the position. He appeared in 14 total games in his first two seasons, primarily contributing on special teams while adding four catches for 48 yards. A native of New Orleans, La., he spent four seasons at Louisiana State University, appearing in 34 total games with six starts. McMath was a special teams standout during his career at LSU, and was a key contributor during the Tigers' 2019 national championship campaign.

#### TITANS TIDBITS:

- McMath's roommate at Louisiana State in 2019 was current Titans cornerback Kristian Fulton.
- His parents named him Racey due to the fact that during his mom's pregnancy, he never stayed still. "It felt like he was just racing in my stomach," said his mom, Pam, "so we said, 'OK, that's going to be his name—let's call him Racey.'"

#### CAREER TRANSACTIONS:

- The New Orleans, La., native was selected by the Titans in the sixth round (205th overall) of the 2021 NFL Draft.

#### SEASON RECAPS:

**2022 (5/0):** Saw action as a reserve in five games and recorded two catches for 40 yards to go along with a rush for four yards. Registered a special teams stop on coverage units. Placed on injured reserve on Aug. 31 and missed the first 12 games before being designated to return on Dec. 10. Tied for the team lead in special teams tackles once (vs. DAL).

- Against Jacksonville (12/11), made his season debut as a reserve at wide receiver and on special teams.
- Against Dallas (12/29), played as a reserve at wide receiver and hauled in one reception for a career-best 39 yards. Collected a special teams tackle on coverage units. Got open down the middle of the field and snared a career-long 39-yard catch.
- At Jacksonville (1/7), saw action as a reserve at wide receiver and carried the ball once for four yards.

**2021 (9/0, 1/0):** Saw action in nine games as a reserve during his rookie campaign and caught two passes for eight yards. Registered four special teams tackles on coverage units. Placed on injured reserve on Nov. 13 and missed eight games before being activated from injured reserve designated to return on Dec. 11. Played as a reserve in the postseason contest. Tied for the team lead in special teams tackles once (vs. IND). Made his NFL debut against Arizona (9/12/21).

- Against Arizona (9/12), saw action in his first NFL contest as a reserve on special teams.
- At Seattle (9/19), played as a reserve on special teams and collected a special teams stop on coverage units.
- Against Indianapolis (9/26), saw action as a reserve on special teams and at wide receiver. Tied for the team lead with a special teams tackle on coverage units.
- Against Jacksonville (12/12), returned to the lineup as a reserve at wide receiver and posted his first career catch for nine yards. Registered his first career reception on a jet sweep shovel pass during the Titans' final touchdown drive in the third quarter.
- At Pittsburgh (12/19), played as a reserve at wide receiver and registered a reception. Notched a special teams tackle on coverage units.
- At Houston (1/9), saw action as a reserve at wide receiver and on special teams. Set up the Titans' third touchdown of the second quarter

by drawing a 45-yard pass interference penalty at the Houston four-yard line.

- Against Cincinnati (1/22), made his postseason debut as a reserve at wide receiver and on special teams.

#### COLLEGE:

- During four seasons at Louisiana State, McMath appeared in 34 games with six starts. His career totals included 33 receptions for 522 yards and four touchdowns. He also served as a key contributor on special teams, collecting six special teams tackles and a forced fumble.
- As a senior (2020), started all six games in which he appeared and caught 14 passes for 195 yards and one touchdown. Added a pair of special teams tackles and a forced fumble.
- As a junior (2019), developed into a key contributor among LSU's fleet of wide receivers, appearing in 14 games during a national championship season. Produced career highs with 17 receptions, 285 receiving yards and three touchdowns. Added two special teams tackles.
- As a sophomore (2018), played in 12 games and caught two passes for 42 yards. Also contributed two tackles on special teams.
- As a freshman (2017), saw action in two games.
- Majored in interdisciplinary studies at Louisiana State.

#### PERSONAL:

- Attended Edna Karr (New Orleans, La.) High School, where he helped lead the Cougars to state championship games as both a junior and senior. Rated a three-star recruit by 247Sports, Rivals, ESPN, and Scout and listed as a Top 30 overall prospect in Louisiana by 247Sports, Rivals, and ESPN
- As a senior in 2016, caught a pair of touchdown passes in helping Karr to a perfect 14-0 mark and the 4A state title in 2016. Named first team 4A by the Louisiana Sports Writers Association.
- Also ran track in high school and helped the relay team to a third-place finish in the 4x200 relay in spring 2016.
- Follow McMath on Twitter at @ohrae17\_ and on Instagram at @ohrae17.
- Son of Pam and James McMath.
- Born Racey James McMath on June 14, 1999 in New Orleans, La.

## RACEY McMATH'S GAME-BY-GAME

2021 Tennessee Titans										2022 Tennessee Titans									
		RECEIVING										RECEIVING							
Date	Opp.	W/L	P/S	No	Yds	Avg	Lg	TD		Date	Opp.	W/L	P/S	No	Yds	Avg	Lg	TD	
Sept 12	Ari	L	p	0	0	-	0	0		Sept 11	NYG	L	IR						
Sept 19	@ Sea	W	p	0	0	-	0	0		Sept 19	@ Buf	L	IR						
Sept 26	Ind	W	p	0	0	-	0	0		Sept 25	LV	W	IR						
Oct 3	@ NYJ	L	p	0	0	-	0	0		Oct 2	@ Ind	W	IR						
Oct 10	@ Jax	W	IR							Oct 9	@ Was	W	IR						
Oct 18	Buf	W	IR							Oct 23	Ind	W	IR						
Oct 24	KC	W	IR							Oct 30	@ Hou	W	IR						
Oct 31	@ Ind	W	IR							Nov 6	@ KC	L	IR						
Nov 7	@ LAR	W	IR							Nov 13	Den	W	IR						
Nov 14	NO	W	IR							Nov 17	@ GB	W	IR						
Nov 21	Hou	L	IR							Nov 27	Cin	L	IR						
Nov 28	@ NE	L	IR							Dec 4	@ Phi	L	IR						
Dec 12	Jax	W	p	1	9	9.0	9	0		Dec 11	Jax	L	p	0	0	-	0	0	
Dec 19	@ Pit	L	p	1	-1	-1.0	-1	0		Dec 18	@ LAC	L	p	1	1	1.0	1	0	
Dec 23	SF	W	p	0	0	-	0	0		Dec 24	Hou	L	p	0	0	-	0	0	
Jan 2	Mia	W	p	0	0	-	0	0		Dec 29	Dal	L	p	1	39	39.0	39	0	
Jan 9	@ Hou	W	p	0	0	-	0	0		Jan 7	@ Jax	L	p	0	0	-	0	0	
<b>Totals</b>		<b>12-5</b>	<b>9/0</b>	<b>2</b>	<b>8</b>	<b>4.0</b>	<b>9</b>	<b>0</b>		<b>Totals</b>		<b>7-10</b>	<b>5/0</b>	<b>2</b>	<b>40</b>	<b>20.0</b>	<b>39</b>	<b>0</b>	
<b>Playoffs</b>																			
Jan 22	Cin	L	p	0	0	-	0	0											
<b>Totals</b>		<b>0-1</b>	<b>1/0</b>	<b>0</b>	<b>0</b>	<b>-</b>	<b>0</b>	<b>0</b>											

## RACEY McMATH'S NFL STATISTICS

REGULAR SEASON				RECEIVING						RUSHING				
Year	Team	GP	GS	No	Yds	Avg	Lg	TD	Att	Yds	Avg	Lg	TD	
2021	Tennessee	9	0	2	8	4.0	9	0	0	0	-	0	0	
2022	Tennessee	5	0	2	40	20.0	39	0	1	4	4.0	4	0	
<b>NFL Totals</b>		<b>14</b>	<b>0</b>	<b>4</b>	<b>48</b>	<b>12.0</b>	<b>39</b>	<b>0</b>	<b>1</b>	<b>4</b>	<b>4.0</b>	<b>4</b>	<b>0</b>	

PLAYOFFS				RECEIVING						RUSHING				
Year	Team	GP	GS	No	Yds	Avg	Lg	TD	Att	Yds	Avg	Lg	TD	
2021	Tennessee	1	0	0	0	-	0	0	0	0	-	0	0	
<b>NFL Totals</b>		<b>1</b>	<b>0</b>	<b>0</b>	<b>0</b>	<b>-</b>	<b>0</b>	<b>0</b>	<b>0</b>	<b>0</b>	<b>-</b>	<b>0</b>	<b>0</b>	

### Single-Game Highs

Receptions - 1 (Four times, last vs. Dallas 12/29/22)  
 Receiving Yards - 39 vs. Dallas (12/29/22)  
 Long Reception - 39 vs. Dallas (12/29/22)  
 Rushes - 1 at Jacksonville (1/7/23)  
 Rushing Yards - 4 at Jacksonville (1/7/23)  
 Long Rush - 4 at Jacksonville (1/7/23)

### Additional Career Statistics

Special Teams Tackles - 3 (2021), 1 (2022)  
 Misc. Tackles - 1 (2021), 1 (2022)



# 24 ELIJAH MOLDEN

**CORNERBACK • 5'10" • 192 LBS • COLLEGE: WASHINGTON**

**ACQUIRED: 3RD ROUND - 2021**

**NFL EXPERIENCE (NFL/TITANS): 3/3 • HOMETOWN: WEST LINN, ORE.**

**GAMES PLAYED/GAMES STARTED: 18/8 (PLAYOFFS: 1/1)**



**PRO:** The Titans selected Elijah Molden in the third round (100th overall) of the 2021 NFL Draft. As a rookie, he appeared in 16 games with seven starts in the nickel defense. He was limited to two games because of injury in 2022. The 5-foot-10 inch, 192-pounder is a savvy and physical defender capable of playing multiple spots on defense. An instinctive player with a nose for the football, he totaled 153 tackles, five interceptions, 25 passes defended, four forced fumbles and two fumble recoveries in 44 games at the University of Washington.

### CAREER HIGHLIGHTS:

- As a rookie in 2021, Molden ranked fifth on the team and first among Titans rookies with 60 tackles and registered one interception for a touchdown. He was one of six NFL rookie defensive backs with at least 60 tackles and one interception.
- In 2020, Washington's football season was limited to four games due to the COVID-19 pandemic. Molden started all four contests and finished third on the squad with 26 tackles to go with one interception and two passes defended.
- In June 2021, Molden was named by the Pac-12 as a Tom Hansen Conference Medal recipient. The prestigious honor is awarded annually to each Pac-12 member institution's outstanding senior male and female student-athlete based on the combination of performance and achievement in scholarship, athletics and leadership. This followed Molden winning the Washington football team's Guy Flaherty Award, which is given to the team's most inspirational player as voted by the players.
- In 2019, Molden set career highs with a team-high 79 tackles, four interceptions and three forced fumbles.

### TITANS TIDBITS:

- Molden comes from a football family. His father, Alex Molden, was inducted to the University of Oregon Hall of Fame and was an eight-year NFL cornerback with the Saints, Chargers and Lions after being selected by the Saints with the 11th overall draft pick in 1996. Elijah's older brother, Isaiah, played defensive line at Western Oregon.
- Molden is the second-oldest of eight children in his family. He has four brothers and three sisters.
- He is an avid reader and lists "Shoe Dog" by Phil Knight, "Tattoos on the Heart" by Greg Boyle, and "The Alchemist" by Paulo Coelho as three of his favorite books. He prefers hard copies of books as opposed to digital versions so that he can make notes and keep them in the books.

### CAREER TRANSACTIONS:

- The West Linn, Ore., native was selected by the Titans in the third round (100th overall) of the 2021 NFL Draft.

### SEASON RECAPS:

**2022 (2/1):** Saw action in two games with a start at cornerback and registered five tackles, a quarterback pressure and a stop for loss. Was inactive for two contests. Placed on injured reserve on Sept. 9, 2022 and missed the first eight games before being designated to return on Nov. 12, 2022. Placed on injured reserve on Dec. 7 and missed the final five contests.

- Against Denver (11/13), made his season debut as a starter at cornerback and posted three tackles, including a stop for loss and a quarterback pressure.
- Against Cincinnati (11/27), played as a reserve at cornerback and collected two tackles.

**2021 (16/7, 1/1):** Saw action in 16 games with seven starts at cornerback

and registered 60 tackles, including three stops for loss, six quarterback pressures, an interception returned for a touchdown, four passes defended, a forced fumble, a fumble recovery and two special teams tackles. Missed one contest on the reserve/COVID-19 list. Started the postseason contest and collected two tackles. Tied for the team lead in tackles once in 2021 (vs. KC). Led the team in quarterback pressures twice (vs. HOU, at PIT). Tied for the team lead in passes defended once (vs. HOU). Tied for the team lead in special teams tackles once (vs. BUF). Made his NFL debut against Arizona (9/12/21). Made his first career start against Buffalo (10/18/21).

- Against Arizona (9/12), saw action in his first NFL contest as a reserve at nickelback and collected two tackles.
- At Seattle (9/19), played as a reserve at cornerback and posted two tackles. Teamed with Rashaan Evans to stuff Chris Carson for no gain on a rush off right end in the first quarter.
- At Jacksonville (10/10), saw action as a reserve at cornerback and compiled three tackles and a forced fumble. Forced a Dan Arnold fumble that was recovered by Kevin Byard and returned 30 yards for a touchdown early in the first quarter.
- Against Buffalo (10/18), made his first career start at cornerback and notched eight tackles, including a stop for loss. Registered a special teams tackle on coverage units. Stuffed Zack Moss for a three-yard loss on a rush off left end in the first quarter.
- Against Kansas City (10/24), started at cornerback and tied for the team lead with eight tackles.
- At Indianapolis (10/31), started at cornerback and posted two tackles and two passes defended, including an interception return for a touchdown. Broke up a pass intended for Nyheim Hines in the fourth quarter. Gave the Titans a 31-24 lead with two-yard interception return for a touchdown off of Carson Wentz late in the fourth quarter.
- Against Houston (11/21), saw action as a reserve at cornerback and totaled six tackles, a team-best two quarterback pressures and a pass defended. Ended a Texans' drive by breaking up a third-and-nine pass intended for Brevin Jordan along the sideline in the third quarter. Combined with Jayon Brown to stop Rex Burkhead for a two-yard loss on a rush up the middle in the third stanza.
- At Pittsburgh (12/19), saw significant action as a reserve at cornerback and notched four tackles, including a stop for loss and a team-high three quarterback pressures. Stonewalled Najee Harris for a five-yard loss on a rush off right tackle in the final stanza.
- Against San Francisco (12/23), missed the game on the reserve/COVID-19 list.
- Against Miami (1/2), started at cornerback and notched a tackle, a pass defended and his first career fumble recovery. Recovered a Tua Tagovailoa fumble at the Dolphins' 14-yard line in the first quarter. Deflected a pass intended for DeVante Parker in the second quarter.
- Against Cincinnati (1/22), started at nickelback in his postseason debut and registered two tackles.

### COLLEGE:

- In four seasons at the University of Washington, Molden appeared in 44 games with 20 starts. His totals included 153 tackles, seven tackles for loss, five interceptions, 25 passes defended, four forced fumbles and two fumble recoveries. He earned first team All-Pac-12 honors on defense as a junior and senior and was named second team All-Pac-12 as an all-purpose/special teams player as a sophomore.
- As a senior (2020), started all four of the team's games in a shortened season due to the COVID-19 pandemic. Ranked third on the squad with 26 tackles and added one interception and two passes defended. Earned

first team All-Pac-12 honors for the second consecutive season. Named the university's male recipient of the Pac-12's Tom Hansen Conference Medal as well as the football team's defensive MVP and Guy Flaherty Award recipient as the team's most inspirational player. Honors also included second team All-American by Pro Football Focus, which also named him Pac-12 Player of the Year. He was a semifinalist for the Lott IMPACT Trophy.

- As a junior (2019), started all 13 games and led the team with 79 tackles, four interceptions, 17 passes defended and three forced fumbles (tied). Added 5.5 tackles for loss and a fumble recovery. Honors included first team All-Pac-12, CoSIDA Academic All-District 8 team, second team Pro Football Focus All-America, first team Pro Football Focus All-Pac-12, first team Associated Press All-Pac-12 and Pac-12 Academic Honor Roll. Won the Husky Excellence Award and the 101 Club Academic Award. Named the MVP of the Las Vegas Bowl against Boise State (12/21) after totaling nine tackles, a half tackle for loss, a forced fumble and an interception in the win.
- As a sophomore (2018), played in all 14 games with three starts and totaled 29 tackles, five passes defended, one forced fumble and one fumble recovery. Won the team's Most Outstanding Special Teams Player award and earned second team All-Pac-12 honors as an all-purpose/special teams player. Also named first team Academic All-Pac-12.
- As a true freshman (2017), played in all 13 games and registered 19 tackles, 0.5 tackles for loss and one pass defended.
- Graduated from Washington in December 2020 with a degree in communications.

**PERSONAL:**

- Married to Danelle.
- Attended West Linn (Ore.) High School, where he was named first team 6A All-State at cornerback and second team at running back as a senior in 2016. Also first team All-Three Rivers League at both positions and first

team USA Today All-Oregon at defensive back, he helped lead the Lions to a 14-0 record, including five wins in the 6A state playoffs. Rushed for 702 yards and 10 touchdowns, caught 19 passes for 249 yards and six touchdowns, and added three interceptions.

- Listed by ESPN.com as the No. 213 overall prospect and as the No. 19 cornerback in the country, and as the No. 2 prospect in Oregon. Ranked the No. 151 overall recruit and No. 17 cornerback in the country by Scout.com, while 247sports.com listed him at No. 2 in Oregon, No. 25 in the nation at cornerback and No. 193 overall.
- As a junior in 2015, earned first team All-Three Rivers League on both sides of the ball.
- Follow Molden on Twitter and on Instagram at @elijahmolden24.
- Son of Christin and Alex Molden.
- Born Elijah Monroe Molden on Jan. 30, 1999 in New Orleans, La.

**ELIJAH MOLDEN'S GAME-BY-GAME**

2021 Tennessee Titans														2022 Tennessee Titans																											
Date	Opp	W/L	P/S	Tot	Solo	Asst	Sk	- Yds	QBP	TFL	Int	- Yds	-TD	PD	FF	FR	- Yds	SpT	Date	Opp	W/L	P/S	Tot	Solo	Asst	Sk	- Yds	QBP	TFL	Int	- Yds	-TD	PD	FF	FR	- Yds	SpT				
Sept 12	Ari	L	p	2	2	0	0.0	0.0	0	0	0	0	0	0	0	0	0	0	0	Sept 11	NYG	L	IR																		
Sept 19	@ Sea	W	p	2	0	2	0.0	0.0	0	0	0	0	0	0	0	0	0	0	Sept 19	@ Buf	L	IR																			
Sept 26	Ind	W	p	1	1	0	0.0	0.0	0	0	0	0	0	0	0	0	0	0	Sept 25	LV	W	IR																			
Oct 3	@ NYJ	L	p	0	0	0	0.0	0.0	0	0	0	0	0	0	0	0	0	0	Oct 2	@ Ind	W	IR																			
Oct 10	@ Jax	W	p	3	3	0	0.0	0.0	0	0	0	0	0	0	0	0	1	0	Oct 9	@ Was	W	IR																			
Oct 18	Buf	W	S	8	6	2	0.0	0.0	0	1	0	0	0	0	0	0	0	0	Oct 23	Ind	W	IR																			
Oct 24	KC	W	S	8	6	2	0.0	0.0	0	0	0	0	0	0	0	0	0	0	Oct 30	@ Hou	W	IR																			
Oct 31	@ Ind	W	S	2	2	0	0.0	0.0	0	0	1	2	1	2	0	0	0	0	Nov 6	@ KC	L	IR																			
Nov 7	@ LAR	W	S	8	6	2	0.0	0.0	0	0	0	0	0	0	0	0	0	0	Nov 13	Den	W	S	3	2	1	0.0	0.0	1	1	0	0	0	0	0	0	0	0	0	0	0	0
Nov 14	NO	W	p	4	1	3	0.0	0.0	1	0	0	0	0	0	0	0	0	0	Nov 17	@ GB	W	IA																			
Nov 21	Hou	L	p	6	3	3	0.0	0.0	2	0	0	0	0	1	0	0	0	0	Nov 27	Cin	L	p	2	2	0	0.0	0.0	0	0	0	0	0	0	0	0	0	0	0	0	0	
Nov 28	@ NE	L	S	0	0	0	0.0	0.0	0	0	0	0	0	0	0	0	0	0	Dec 4	@ Phi	L	IA																			
Dec 12	Jax	W	S	5	2	3	0.0	0.0	0	0	0	0	0	0	0	0	0	0	Dec 11	Jax			Placed on injured reserve Dec. 7, 2022																		
Dec 19	@ Pit	L	p	4	4	0	0.0	0.0	3	1	0	0	0	0	0	0	0	0	<b>Totals</b>				7-5	2/1	5	4	1	0.0	0.0	1	1	0	0	0	0	0	0	0	0		
Dec 23	SF	W	R/C																																						
Jan 2	Mia	W	S	1	0	1	0.0	0.0	0	0	0	0	0	0	1	0	1	0																							
Jan 9	@ Hou	W	p	6	6	0	0.0	0.0	0	1	0	0	0	0	0	0	0	0																							
<b>Totals</b>				<b>12-5</b>	<b>16/7</b>	<b>60</b>	<b>42</b>	<b>18</b>	<b>0.0</b>	<b>0.0</b>	<b>6</b>	<b>3</b>	<b>1</b>	<b>2</b>	<b>1</b>	<b>4</b>	<b>1</b>	<b>1</b>	<b>0</b>	<b>2</b>																					
<b>Playoffs</b>																																									
Jan 22	Cin	L	S	2	0	2	0.0	0.0	0	0	0	0	0	0	0	0	0	0																							
<b>Totals</b>				<b>0-1</b>	<b>1/1</b>	<b>2</b>	<b>0</b>	<b>2</b>	<b>0.0</b>	<b>0.0</b>	<b>0</b>	<b>0</b>	<b>0</b>	<b>0</b>	<b>0</b>	<b>0</b>	<b>0</b>	<b>0</b>	<b>0</b>																						

## ELIJAH MOLDEN'S NFL STATISTICS

REGULAR SEASON		TACKLES										INTERCEPTIONS					FUMBLES			
Year	Team	GP	GS	Tot	Solo	Asst	Sk	Yds	QBP	TFL	No	Yds	Lg	TD	PD	FF	FR	Yds	SpT	
2021	Tennessee	16	7	60	42	18	0.0	0.0	6	3	1	2	2t	1	4	1	1	0	2	
2022	Tennessee	2	1	5	4	1	0.0	0.0	1	1	0	0	0	0	0	0	0	0	0	
<b>NFL Totals</b>		<b>18</b>	<b>8</b>	<b>65</b>	<b>46</b>	<b>19</b>	<b>0.0</b>	<b>0.0</b>	<b>7</b>	<b>4</b>	<b>1</b>	<b>2</b>	<b>2t</b>	<b>1</b>	<b>4</b>	<b>1</b>	<b>1</b>	<b>0</b>	<b>2</b>	

PLAYOFFS		TACKLES										INTERCEPTIONS					FUMBLES			
Year	Team	GP	GS	Tot	Solo	Asst	Sk	Yds	QBP	TFL	No	Yds	Lg	TD	PD	FF	FR	Yds	SpT	
2021	Tennessee	1	1	2	0	2	0.0	0.0	0	0	0	0	0	0	0	0	0	0	0	
<b>NFL Totals</b>		<b>1</b>	<b>1</b>	<b>2</b>	<b>0</b>	<b>2</b>	<b>0.0</b>	<b>0.0</b>	<b>0</b>	<b>0</b>	<b>0</b>	<b>0</b>	<b>0</b>	<b>0</b>	<b>0</b>	<b>0</b>	<b>0</b>	<b>0</b>	<b>0</b>	

### Single-Game Highs


Tackles - 8 (Three times, last at L.A. Rams 11/7/21)  
 Interceptions - 1 at Indianapolis (10/31/21)  
 Passes Defensed - 2 at Indianapolis (10/31/21)  
 Tackles For Loss - 1 (Four times, last vs. Denver 11/13/22)  
 Forced Fumbles - 1 at Jacksonville (10/10/21)  
 Fumble Recoveries - 1 vs. Miami (1/2/22)  
 Quarterback Pressures - 3 at Pittsburgh (12/19/21)  
 Special Teams Tackles - 1 (Twice, last vs. New Orleans 11/14/21)

### Additional Statistics

Touchdowns - 1 (2-yard interception return at Indianapolis, 10/31/21)

### Playoff Single-Game Highs

Tackles - 2 vs. Cincinnati (1/22/22)



# 11 CHRIS MOORE

**WIDE RECEIVER • 6'1" • 200 LBS • COLLEGE: CINCINNATI**  
**ACQUIRED: UNRESTRICTED FREE AGENT - 2023 (HOU)**  
**NFL EXPERIENCE (NFL/TITANS): 8/1 • HOMETOWN: TAMPA, FLA.**  
**GAMES PLAYED/GAMES STARTED: 89/13 (PLAYOFFS: 3/0)**



**PRO:** The Titans signed free agent Chris Moore during the 2023 offseason to add experience and depth to the wide receiving corps. The 6-foot-1-inch, 200-pounder entered the NFL as a fourth-round draft pick of the Baltimore Ravens in 2016 and spent his first five seasons with the club amassing 47 receptions for 511 yards with four touchdowns. The University of Cincinnati product joined the Houston Texans as a free agent in 2021 and notched 69 catches for 775 yards with four receiving scores in two campaigns (2021-22). The Tampa, Fla., native has also excelled on special teams during his career having posted 21 career tackles and returned 46 kickoffs for 1,080 yards.

#### CAREER HIGHLIGHTS:

- In 2022, Moore enjoyed one of his most successful seasons tallying career highs with 48 receptions and 548 receiving yards to go along with two receiving scores for the Texans.
- In his first season with the Texans in 2021, Moore registered a then career-high 21 catches for 227 receiving yards with two touchdowns.
- In 2018, Moore served as a key contributor on the Ravens' special teams, registering 22 kickoff returns for 491 yards. He also recorded a then career-high 19 catches for 196 yards and a score, helping Baltimore produce a then-single-season team-record 5,999 total net yards.

#### TITANS TIDBITS:

- Moore has eight career receiving touchdowns during his NFL career, but he has also found the end zone in some unique ways. He has scored two touchdowns on the punt coverage unit, returning a blocked punt for a score and recovering a muffed punt snap in the end zone for a touchdown, both in 2016. He also recovered a teammate's fumble in the end zone for a touchdown in 2017.
- Moore owns an impressive sneaker collection. His favorites are the Jordan Playoff 12s. He has three pairs - a golfing pair, a lawn work pair and a pair to go out in.

#### CAREER TRANSACTIONS:

- The Tampa, Fla., native was originally selected by the Baltimore Ravens in the fourth round (107th overall) of the 2016 NFL Draft.
- Signed by the Ravens as an unrestricted free agent on March 24, 2020.
- Signed by the Houston Texans as an unrestricted free agent on March 24, 2021.
- Released by the Texans on Aug. 31, 2021 and signed to the team's practice squad a day later.
- Activated from the Texans' practice squad to the active roster standard elevation on Sept. 23, 2021.
- Activated from the Texans' practice squad to the active roster standard elevation on Oct. 9, 2021.
- Signed by the Texans to their active roster from the practice squad on Oct. 12, 2021.
- Signed by the Texans as an unrestricted free agent on March 24, 2022.
- Signed by the Titans as an unrestricted free agent on April 19, 2023.

#### SEASON RECAPS:

**2022 (16/7 - Houston):** Played in 16 games with seven starts at wide receiver and tallied career highs in receptions (48) and receiving yards (548) to go along with two receiving scores. His 321 receiving differential from 2022 to 2021 was the 18th-highest among all NFL wide receivers. Was inactive for one contest.

- Against Philadelphia (11/3), started at wide receiver and snared four passes for 43 yards with a 13-yard touchdown reception from Davis Mills.

- At N.Y. Giants (11/13), posted three receptions for 70 yards.
- At Dallas (12/11), hauled in a career-high 10 passes for a career-best 124 yards, and led the team in both categories.

**2021 (12/1 - Houston):** Played in 12 games with one start in his first season with the Texans, posting a then career-high 21 catches for 227 receiving yards with two touchdowns. Posted five special teams stops. Spent the first two weeks on the Texans' practice squad. Was inactive for one contest and missed one game on the reserve/COVID-19 list.

- Against New England (10/10), recorded five receptions for a season-high 109 yards, which were both career highs. Caught a 67-yard touchdown pass from Davis Mills, the longest reception of his career and his first score as a member of the Texans.
- Against L.A. Chargers (12/26), caught four passes for 40 yards, his second-highest receiving yardage total of the season.
- Against Tennessee (1/9), tallied three receptions for 38 yards with a 28-yard touchdown pass from Davis Mills.

**2020 (3/0, 1/0 - Baltimore):** Appeared as a reserve in three regular season games and totaled two special teams tackles. Was inactive for the first six games of the season. Placed on injured reserve on Nov. 7 and missed seven games before being designated to return on Dec. 21. Saw action as a reserve in one postseason contest and was inactive for another.

**2019 (14/1, 1/0 - Baltimore):** Played in 14 games with one start at wide receiver and caught three passes for 21 yards. Also returned four kickoffs for 81 yards and posted four special teams tackles on coverage units. Was inactive for two games. Played as a reserve in the postseason matchup and collected a special teams tackle.

**2018 (16/0, 1/0 - Baltimore):** Saw action in all 16 games for the first time and recorded a then career-high 19 catches for 196 yards with a touchdown. Served as a key contributor on special teams registering 22 kickoff returns for 491 yards and notching four special teams stops. Played in a reserve role in his first postseason contest and collected two special teams stops.

- Against Atlanta (12/2), caught a 21-yard pass from Sam Koch on a fake punt to help the Ravens convert on fourth down in the 26-16 win.
- Against Tampa Bay (12/16), caught a five-yard touchdown pass and logged a season-high 92 kickoff return yards.

**2017 (13/4 - Baltimore):** Appeared in 13 games with four starts at wide receiver and tallied 18 catches for 248 yards with three touchdowns, all of which set then career-high marks. Was also a key special teamer in which he returned 13 kickoffs for 346 yards (26.6 avg.) and posted a special teams stop. Was inactive for three contests.

- At Minnesota (10/22), caught his first career receiving touchdown on a 13-yard pass from Joe Flacco in the fourth quarter.
- Against Miami (10/26), recovered a Ryan Mallett fumble in the end zone for a touchdown in a 40-0 win.
- At Pittsburgh (12/10), registered three catches for 48 yards with a touchdown. Hauled in a 30-yard touchdown from Joe Flacco in the second stanza.

**2016 (15/0 - Baltimore):** Saw action as a reserve in 15 games as a rookie and totaled seven receptions for 46 yards. Added seven kickoff returns for 162 yards (23.1 avg.) and four special teams tackles. Was inactive for one contest.

- Against Buffalo (9/11), made his NFL debut in Week 1 and caught one



pass for 13 yards.

- At N.Y. Jets (10/23), scored his first-career touchdown, recovering a muffed snap in the end zone.
- Against Pittsburgh (11/6), scored a touchdown in his second-straight game, returning a blocked punt 14 yards for a score in the 21-14 victory.

**COLLEGE:**

- Appeared in 50 games with 34 starts for the University of Cincinnati and totaled 119 receptions for 2,301 yards and 26 touchdowns over four seasons (2012-15). He left the school as the Bearcats' all-time leader in touchdown receptions and ranked sixth in receiving yards in program history.
- As a senior (2015), appeared in 12 games and caught 40 passes for 870 yards with seven touchdowns, while amassing a 21.8-yard per reception average which was good for eighth-best nationally.
- As a junior (2014), played in 13 games and amassed 30 receptions for 673 yards and eight touchdowns. Set the NCAA FBS record for yards per reception average (73.7) when he totaled three receptions for 221 yards and three touchdowns (60, 83, 78 yards) against Ohio State (9/27).
- As a sophomore (2013), saw action in 13 games and made 45 receptions with nine touchdowns, both college career bests.
- As a redshirt freshman (2012), totaled four receptions for 113 yards and two touchdowns to go along with a special teams tackle.

- Redshirted during the 2011 season.
- Graduated with a criminal justice degree from Cincinnati.

**PERSONAL:**

- Attended Thomas Jefferson (Fla.) High School, where he led the team to an undefeated season and a Class 3A State Championship in 2010.
- As a senior (2010), tallied 49 receptions for 1,500 yards and 21 touchdowns, and led 3A District 8 in receiving yards, touchdowns and yards per catch.
- Son of Jennifer Moore.
- Follow Moore on Instagram at @chris.moore.
- Born Christopher Moore on June 16, 1993, in Tampa, Fla.

**CHRIS MOORE'S GAME-BY-GAME**

2016 Baltimore Ravens				RECEIVING				
Date	Opp.	W/L	P/S	No	Yds	Avg	Lg	TD
Sept 11	Buf	W	p	1	13	13.0	13	0
Sept 18	@ Cle	W	p	1	9	9.0	9	0
Sept 25	@ Jax	W	p	1	2	2.0	2	0
Oct 2	Oak	L	p	1	6	6.0	6	0
Oct 9	Was	L	IA					
Oct 16	@ NYG	L	p	0	0	0.0	0	0
Oct 23	@ NYJ	L	p	2	11	5.5	8	0
Nov 6	Pit	W	p	0	0	0.0	0	0
Nov 10	Cle	W	p	0	0	0.0	0	0
Nov 20	@ Dal	L	p	0	0	0.0	0	0
Nov 27	Cin	W	p	0	0	0.0	0	0
Dec 4	Mia	W	p	0	0	0.0	0	0
Dec 12	@ NE	L	p	1	5	5.0	5	0
Dec 18	Phi	W	p	0	0	0.0	0	0
Dec 25	@ Pit	L	p	0	0	0.0	0	0
Jan 01	@ Cin	L	p	0	0	0.0	0	0
<b>Totals</b>		<b>8-8</b>	<b>15/0</b>	<b>7</b>	<b>46</b>	<b>6.6</b>	<b>13</b>	<b>0</b>

2017 Baltimore Ravens				RECEIVING				
Date	Opp.	W/L	P/S	No	Yds	Avg	Lg	TD
Sept 10	@ Cin	W	p	0	0	0.0	0	0
Sept 17	Cle	W	IA					
Sept 24	@ Jax	L	p	0	0	0.0	0	0
Oct 1	Pit	L	IA	1	12	12.0	12	0
Oct 8	@ Oak	W	IA					
Oct 15	Chi	L	p	3	44	14.7	17	0
Oct 22	@ Min	L	S	2	36	18.0	23	1
Oct 26	Mia	W	p	0	0	0.0	0	0
Nov 5	@ Ten	L	p	1	16	16.0	16	0
Nov 19	@ GB	W	p	0	0	0.0	0	0
Nov 27	Hou	W	S	3	37	12.3	22	0
Dec 3	Det	W	p	3	32	10.7	23	0
Dec 10	@ Pit	L	p	3	48	16.0	30t	1
Dec 17	@ Cle	W	p	0	0	0.0	0	0
Dec 23	Ind	W	S	2	29	14.5	20	0
Dec 31	Cin	L	S	1	6	6.0	6t	1
<b>Totals</b>		<b>9-7</b>	<b>13/4</b>	<b>18</b>	<b>248</b>	<b>13.8</b>	<b>30t</b>	<b>3</b>

2018 Baltimore Ravens				RECEIVING				
Date	Opp.	W/L	P/S	No	Yds	Avg	Lg	TD
Sept 9	Buf	W	p	1	5	5.0	5	0
Sept 13	@ Cin	L	p	2	9	4.5	5	0
Sept 23	Den	W	p	0	0	0.0	0	0
Sept 30	@ Pit	W	p	1	19	19.0	19	0
Oct 7	@ Cle	L	p	1	20	20.0	20	0
Oct 14	@ Ten	W	p	3	12	4.0	6	0
Oct 21	NO	L	p	1	14	14.0	14	0
Oct 28	@ Car	L	p	2	19	9.5	12	0
Nov 4	Pit	L	p	1	30	30.0	30	0
Nov 18	Cin	W	p	1	14	14.0	14	0
Nov 25	Oak	W	p	1	1	1.0	1	0
Dec 2	@ Atl	W	p	1	21	21.0	21	0
Dec 9	@ KC	L	p	0	0	0.0	0	0
Dec 16	TB	W	p	1	5	5.0	5t	1
Dec 22	@ LAC	W	p	1	8	8.0	8	0
Dec 30	Cle	W	p	2	19	9.5	10	0
<b>Totals</b>		<b>10-6</b>	<b>16/0</b>	<b>19</b>	<b>196</b>	<b>10.3</b>	<b>30</b>	<b>1</b>

Playoffs								
Jan 6	LAC	L	p	0	0	0.0	0	0
<b>Totals</b>		<b>0-1</b>	<b>1/0</b>	<b>0</b>	<b>0</b>	<b>0.0</b>	<b>0</b>	<b>0</b>

2019 Baltimore Ravens				RECEIVING				
Date	Opp.	W/L	P/S	No	Yds	Avg	Lg	TD
Sept 8	@ Mia	W	p	0	0	0.0	0	0
Sept 15	Ari	W	p	0	0	0.0	0	0
Sept 22	@ KC	L	p	0	0	0.0	0	0
Sept 29	Cle	L	p	0	0	0.0	0	0
Oct 6	@ Pit	W	p	0	0	0.0	0	0
Oct 13	Cin	W	S	2	18	9.0	13	0
Oct 20	@ Sea	W	p	1	3	3.0	3	0
Nov 3	NE	W	p	0	0	0.0	0	0
Nov 10	@ Cin	W	IA					
Nov 17	Hou	W	IA					
Nov 25	@ LAR	W	p	0	0	0.0	0	0
Dec 1	SF	W	p	0	0	0.0	0	0
Dec 8	@ Buf	W	p	0	0	0.0	0	0
Dec 12	NYJ	W	p	0	0	0.0	0	0
Dec 22	@ Cle	W	p	0	0	0.0	0	0
Dec 29	Pit	W	p	0	0	0.0	0	0
<b>Totals</b>		<b>14-2</b>	<b>14/1</b>	<b>3</b>	<b>21</b>	<b>7.0</b>	<b>13</b>	<b>0</b>

Playoffs								
Jan 11	Ten	L	p	0	0	0.0	0	0
<b>Totals</b>		<b>0-1</b>	<b>1/0</b>	<b>0</b>	<b>0</b>	<b>0.0</b>	<b>0</b>	<b>0</b>

**CHRIS MOORE'S GAME-BY-GAME CONT.**

2020 Baltimore Ravens					RECEIVING				
Date	Opp.	W/L	P/S	No	Yds	Avg	Lg	TD	
Sept 13	Cle	W	IA						
Sept 20	@ Hou	W	IA						
Sept 28	KC	L	IA						
Oct 4	@ Was	W	IA						
Oct 11	Cin	W	IA						
Oct 18	@ Phi	W	IA						
Nov 1	Pit	L	p	0	0	0.0	0	0	
Nov 8	@ Ind	W	IR						
Nov 15	@ NE	L	IR						
Nov 22	Ten	L	IR						
Dec 2	@ Pit	L	IR						
Dec 8	Dal	W	IR						
Dec 14	@ Cle	W	IR						
Dec 20	Jax	W	IR						
Dec 27	NYG	W	p	0	0	0.0	0	0	
Jan 3	@ Cin	W	p	0	0	0.0	0	0	
<b>Totals</b>		<b>11-5</b>	<b>3/0</b>	<b>0</b>	<b>0</b>	<b>0.0</b>	<b>0</b>	<b>0</b>	
<b>Playoffs</b>									
Jan 10	@ Ten	W	IA						
Jan 16	@ Buf	L	p	0	0	0.0	0	0	
<b>Totals</b>		<b>1-1</b>	<b>1/0</b>	<b>0</b>	<b>0</b>	<b>0.0</b>	<b>0</b>	<b>0</b>	
2021 Houston Texans					RECEIVING				
Date	Opp.	W/L	P/S	No	Yds	Avg	Lg	TD	
Sept 12	Jax	W	PS						
Sept 19	@ Cle	L	PS						
Sept 23	Car	L	p	0	0	0.0	0	0	
Oct 3	@ Buf	L	PS						
Oct 10	NE	L	p	5	109	21.8	67t	1	
Oct 17	@ Ind	L	p	4	14	3.5	11	0	
Oct 24	@ Ari	L	S	0	0	0.0	0	0	
Oct 31	LAR	L	p	2	16	8.0	8	0	
Nov 7	@ Mia	L	p	1	4	4.0	4	0	
Nov 21	@ Ten	W	p	1	10	10.0	10	0	
Nov 28	NYJ	L	p	1	-4	-4.0	0	0	
Dec 5	Ind	L	p	0	0	0.0	0	0	
Dec 12	Sea	L	IA	0	0	0.0	0	0	
Dec 19	@ Jax	W	p	0	0	0.0	0	0	
Dec 26	LAC	W	p	4	40	10.0	23	0	
Jan 2	@ SF	L	R						
Jan 9	Ten	L	p	3	38	12.7	28t	1	
<b>Totals</b>		<b>4-13</b>	<b>12/1</b>	<b>21</b>	<b>227</b>	<b>10.8</b>	<b>67t</b>	<b>2</b>	

2022 Houston Texans					RECEIVING				
Date	Opp.	W/L	P/S	No	Yds	Avg	Lg	TD	
Sept 11	Ind	T	p	3	31	10.3	11	0	
Sept 18	@ Den	L	p	2	14	7.0	9	0	
Sept 25	@ Chi	L	p	3	63	21.0	52	0	
Oct 2	LAC	L	S	0	0	0.0	0	0	
Oct 9	@ Jax	W	IA						
Oct 23	@ LV	L	p	2	20	10.0	13t	1	
Oct 30	Ten	L	p	0	0	0.0	0	0	
Nov 3	Phi	L	S	4	43	10.8	25	1	
Nov 13	@ NYG	L	p	3	70	23.3	25	0	
Nov 20	Was	L	p	5	20	4.0	11	0	
Nov 27	@ Mia	L	p	2	7	3.5	4	0	
Dec 4	Cle	L	p	3	46	15.3	39	0	
Dec 11	@ Dal	L	S	10	124	12.4	36	0	
Dec 18	KC	L	S	4	42	10.5	34	0	
Dec 24	@ Ten	W	S	2	25	12.5	13	0	
Jan 1	Jax	L	S	3	21	7.0	12	0	
Jan 8	@ Ind	W	S	2	22	11.0	12	0	
<b>Totals</b>		<b>2-13-1</b>	<b>16/7</b>	<b>48</b>	<b>548</b>	<b>11.4</b>	<b>52</b>	<b>2</b>	

## CHRIS MOORE'S NFL STATISTICS

### REGULAR SEASON

Year	Team	REGULAR SEASON		RECEIVING					RUSHING				
		GP	GS	No	Yds	Avg	Lg	TD	Att	Yds	Avg	Lg	TD
2016	Baltimore	15	0	7	46	6.6	13	0	3	19	6.3	10	0
2017	Baltimore	13	4	18	248	13.8	30t	3	2	-9	-4.5	-4	0
2018	Baltimore	16	0	19	196	10.3	30	1	5	17	3.4	9	0
2019	Baltimore	14	1	3	21	7.0	13	0	1	0	0.0	0	0
2020	Baltimore	3	0	0	0	-	0	0	0	0	-	0	0
2021	Houston	12	1	21	227	10.8	67t	2	0	0	-	0	0
2022	Houston	16	7	48	548	11.4	52	2	3	3	1.0	3	0
<b>NFL Totals</b>		<b>89</b>	<b>13</b>	<b>116</b>	<b>1,286</b>	<b>11.1</b>	<b>67t</b>	<b>8</b>	<b>14</b>	<b>30</b>	<b>2.1</b>	<b>10</b>	<b>0</b>

### REGULAR SEASON

Year	Team	REGULAR SEASON		PUNT RETURNS				KICKOFF RETURNS				
		No	FC	Yds	Avg	Lg	TD	No	Yds	Avg	Lg	TD
2016	Baltimore	0	0	0	-	0	0	7	162	23.1	34	0
2017	Baltimore	0	0	0	-	0	0	13	346	26.6	87	0
2018	Baltimore	0	0	0	-	0	0	22	491	22.3	39	0
2019	Baltimore	0	0	0	-	0	0	4	81	20.3	26	0
<b>NFL Totals</b>		<b>0</b>	<b>0</b>	<b>0</b>	<b>-</b>	<b>0</b>	<b>0</b>	<b>46</b>	<b>1,080</b>	<b>23.5</b>	<b>87</b>	<b>0</b>

### PLAYOFFS

Year	Team	PLAYOFFS		RECEIVING					RUSHING				
		GP	GS	No	Yds	Avg	Lg	TD	Att	Yds	Avg	Lg	TD
2018	Baltimore	1	0	0	0	-	0	0	0	0	-	0	0
2019	Baltimore	1	0	0	0	-	0	0	0	0	-	0	0
2020	Baltimore	1	0	0	0	-	0	0	0	0	-	0	0
<b>NFL Totals</b>		<b>3</b>	<b>0</b>	<b>0</b>	<b>0</b>	<b>-</b>	<b>0</b>	<b>0</b>	<b>0</b>	<b>0</b>	<b>-</b>	<b>0</b>	<b>0</b>

#### Single-Game Highs

Receptions - 10 at Dallas (12/11/22)  
 Receiving Yards - 124 at Dallas (12/11/22)  
 Long Reception - 67t vs. New England (10/10/21)  
 Touchdowns - 1 (Eight times, last vs. Philadelphia 11/3/22)  
 Rushes - 1 (14 times, last at Indianapolis 1/8/23)  
 Rushing Yards - 10 vs. Cleveland (11/10/16)  
 Long Rush - 10 vs. Cleveland (11/10/16)  
 Kickoff Returns - 5 at Pittsburgh (12/10/17)  
 Kickoff Return Yards - 124 vs. Cincinnati (12/31/17)  
 Kickoff Return Long - 87 vs. Cincinnati (12/31/17)

#### Additional Statistics

Special Teams Tackles - 4 (2016), 1 (2017), 4 (2018), 4 (2019), 2 (2020), 5 (2021), 1 (2022)  
 Miscellaneous Tackles - 1 (2016)  
 Fumble Recoveries - 1 (2016), 2 (2017)  
 Special Teams Fumble Recoveries - 1 (2016)  
 Miscellaneous Touchdowns - 3 (0-yard muffed snap in the end zone at N.Y. Jets, 10/23/16; 14-yard return of blocked punt vs. Pittsburgh, 11/6/16; 0-yard fumble recovery in the end zone vs. Miami, 10/26/17)

#### Additional Playoff Statistics

Special Teams Tackles - 2 (2018), 1 (2019)  
 Miscellaneous Tackles - 1 (2018)



# O SEAN MURPHY-BUNTING

**CORNERBACK • 6'0" • 195 LBS • COLLEGE: CENTRAL MICHIGAN**  
**ACQUIRED: UNRESTRICTED FREE AGENT - 2023 (TB)**  
**NFL EXPERIENCE (NFL/TITANS): 5/1 • HOMETOWN: MACOMB, MICH.**  
**GAMES PLAYED/GAMES STARTED: 53/36 (PLAYOFFS: 6/5)**



## Super Bowl: 2020

**PRO:** The Titans entered the 2023 offseason looking to add an experienced piece to their secondary. The club found just that when it signed Super Bowl Champion Sean Murphy-Bunting as an unrestricted free agent on March 21, 2023. The 6-foot, 195-pounder arrived in Tennessee having collected nine total interceptions, including three in the postseason, and 21 passes defended in four seasons (2019-22) with the Tampa Bay Buccaneers. Murphy-Bunting originally entered the league as a second-round pick of the Buccaneers out of Central Michigan.

### CAREER HIGHLIGHTS:

- In 2020, Murphy-Bunting won Super Bowl LV after starting all four postseason contests and collecting 19 tackles and a team-high three interceptions. He also set a career-high with 66 tackles in the regular season.
- Murphy-Bunting recorded an interception in each of his first three career playoff contests, joining Hall of Famers Aeneas Williams (four-consecutive games) and Ed Reed, as well as Jason Sehorn as the only four players in the Super Bowl era with an interception in each of their first three career postseason games.
- In 2019, Murphy-Bunting was selected to the PFWA All-Rookie team after tying for the lead among NFL rookies with three interceptions.

### TITANS TIDBITS:

- In 2022, Murphy-Bunting hosted his SMB Champ Camp back home at Chippewa Valley High School. When greeting campers at midfield, Scott Merchant, the head coach at Chippewa Valley, surprised him by retiring his No. 1 jersey. It was the first number to be retired in the school's history.
- Murphy-Bunting attended Central Michigan on a grayshirt offer after receiving zero Division I offers. He made that offer pay off by shining on the field and being named All-Mid-American Conference first team and Central Michigan's Defensive Player of the Year in 2018.
- Murphy-Bunting teamed up with his mother, Kim Murphy, to found Successful Jocks, a non-profit organization dedicated to making a difference in the lives of student-athletes. In 2020, the organization donated \$20,000 in scholarships to two recipients in Michigan and two in the Tampa area. Murphy-Bunting also pledged to donate money back to Successful Jocks for every interception and pass deflection during the 2020 season, and the Buccaneers matched his donation.

### CAREER TRANSACTIONS:

- The Macomb, Mich., native was selected by the Tampa Bay Buccaneers in the second round (39th overall) of the 2019 NFL Draft.
- Signed by the Titans as an unrestricted free agent on March 21, 2023.

### SEASON RECAPS:

**2022 (12/5, 1/1 - Tampa Bay):** Saw action in 12 games with five starts at cornerback and posted 27 tackles, two interceptions, a forced fumble and seven passes defended. Was inactive for five contests. Started the postseason contest and recorded six tackles.

- Against Kansas City (10/2), intercepted a Patrick Mahomes pass intended for JuJu Smith-Schuster and returned it 33 yards in the fourth quarter.
- Against L.A. Rams (11/6), produced a season-high six tackles, including a stop for loss.
- Against Carolina (1/1), posted three tackles and intercepted a Sam Darnold pass in the third stanza.
- Against Dallas (1/16), tied a career-best with six tackles in the Wild Card matchup.

**2021 (9/8, 1/0 - Tampa Bay):** Played in nine games with eight starts at cornerback and notched 42 tackles, three passes defended and a forced fumble. Placed on injured reserve on Sept. 13 and missed eight games before being designated to return on Nov. 22. Played as a reserve in a Divisional postseason contest and posted four tackles and a fumble recovery. Was inactive for the Wild Card round.

- Against N.Y. Giants (11/22), returned to the lineup and registered seven tackles and a forced fumble.
- At Indianapolis (11/28), notched five tackles and two passes defended.
- Against Buffalo (12/12), tallied eight tackles in overtime win.
- Against L.A. Rams (1/23), returned to action in Divisional Round matchup, notching four tackles and recovering a fumble to help set up a Buccaneers' touchdown.

**2020 (16/13, 4/4 - Tampa Bay):** Saw action in all 16 games with 13 starts at cornerback and recorded 66 tackles, three passes defended, an interception, three stops for loss, a forced fumble and a fumble recovery. Started his first four postseason contests and notched 19 tackles, a team-best three interceptions, a stop for loss and five passes defended.

- Against Green Bay (10/18), recorded four tackles and a quarterback hit. Was a part of a defense that limited the Packers to just 201 net yards, the fewest allowed by a Buccaneers defense since 2010. Aaron Rodgers posted a quarterback rating of 35.4, the third-lowest single-game mark of his career.
- At N.Y. Giants (11/2), posted his first interception of the season, intercepting a pass from Daniel Jones to help set up a Buccaneers' scoring drive. Also had four tackles and two special teams tackles on Monday Night Football.
- Against L.A. Rams (11/23), tallied a career-high 10 tackles, including a career-best two for loss.
- Against Atlanta (1/3), in the fourth quarter, forced a Calvin Ridley fumble and recovered it, helping set up a Buccaneers' touchdown. Also added six tackles and a pass defended.
- At Washington (1/9), recorded two tackles and intercepted a pass that was deflected by Kevin Minter, helping set up a Buccaneers' touchdown drive in the Wild Card matchup.
- At New Orleans (1/17), intercepted a pass from Drew Brees in the second quarter, returning it to the New Orleans' three-yard line, helping set up Tampa Bay's first touchdown of the day. Finished Divisional playoff game with five tackles, including a stop for loss and two passes defended. Joined Ronde Barber as the only players in Bucs franchise history to record postseason interceptions in consecutive contests.
- At Green Bay (1/24/21), intercepted a pass from Aaron Rodgers with 34 seconds remaining in the first half, helping set up Tom Brady's touchdown pass to Scotty Miller. Finished the NFC Championship Game with six tackles.
- Against Kansas City in Super Bowl LV (2/7), recorded six tackles and one pass defended. Part of a defense that forced Patrick Mahomes into a 52.3 passer rating - the lowest of any game in his career (regular season or postseason) - while holding the Chiefs to just nine points.

**2019 (16/10 - Tampa Bay):** Named to the Pro Football Writers of America All-Rookie team. Played in all 16 games with 10 starts as a rookie and recorded 43 tackles, including a stop for loss, a sack, a team-leading three interceptions (one returned for touchdown), eight passes defended and a forced fumble. Also added a tackle on special teams. His three interceptions tied for the most among NFL rookies.

- At New Orleans (10/6), registered his first career interception by picking



## SEAN MURPHY-BUNTING'S NFL STATISTICS

REGULAR SEASON		TACKLES										INTERCEPTIONS					FUMBLES			
Year	Team	GP	GS	Tot	Solo	Asst	Sk	Yds	QBP	TFL	No	Yds	Lg	TD	PD	FF	FR	Yds	SpT	
2019	Tampa Bay	16	10	43	36	7	1.0	7.0	1	1	3	88	70t	1	8	1	0	0	1	
2020	Tampa Bay	16	13	66	51	15	0.0	0.0	5	3	1	0	0	0	3	1	1	3	4	
2021	Tampa Bay	9	8	42	29	13	0.0	0.0	0	1	0	0	0	0	3	1	0	0	1	
2022	Tampa Bay	12	5	27	17	10	0.0	0.0	1	1	2	33	33	0	7	1	0	0	4	
<b>NFL Totals</b>		<b>53</b>	<b>36</b>	<b>178</b>	<b>133</b>	<b>45</b>	<b>1.0</b>	<b>7.0</b>	<b>7</b>	<b>6</b>	<b>6</b>	<b>121</b>	<b>70t</b>	<b>1</b>	<b>21</b>	<b>4</b>	<b>1</b>	<b>3</b>	<b>10</b>	

PLAYOFFS		TACKLES										INTERCEPTIONS					FUMBLES			
Year	Team	GP	GS	Tot	Solo	Asst	Sk	Yds	QBP	TFL	No	Yds	Lg	TD	PD	FF	FR	Yds	SpT	
2020	Tampa Bay	4	4	19	15	4	0.0	0.0	0	1	3	36	36	0	5	0	0	0	0	
2021	Tampa Bay	1	0	4	2	2	0.0	0.0	0	0	0	0	0	0	0	0	1	0	0	
2022	Tampa Bay	1	1	6	4	2	0.0	0.0	0	0	0	0	0	0	0	0	0	0	0	
<b>NFL Totals</b>		<b>6</b>	<b>5</b>	<b>29</b>	<b>21</b>	<b>8</b>	<b>0.0</b>	<b>0.0</b>	<b>0</b>	<b>1</b>	<b>3</b>	<b>36</b>	<b>36</b>	<b>0</b>	<b>5</b>	<b>0</b>	<b>1</b>	<b>0</b>	<b>0</b>	

### Single-Game Highs

Tackles - 10 vs. L.A. Rams (11/23/20)  
 Interceptions - 1 (Six times, last vs. Carolina 1/1/23)  
 Passes Defensed - 2 (Four times, last vs. Carolina 1/1/23)  
 Quarterback Pressures - 2 at Las Vegas (10/25/20)  
 Forced Fumble - 1 (Four times, last vs. Carolina 1/1/23)  
 Fumble Recovery - 1 vs. Atlanta (1/3/21)

### Playoff Single-Game Highs

Tackles - 6 (Three times, last vs. Dallas 1/16/23)  
 Interceptions - 1 (Three times, last at Green Bay 1/24/21)  
 Passes Defensed - 2 at New Orleans (1/17/21)

### Additional Statistics

Touchdowns - 1 (70-yard interception return at Detroit, 12/15/19)



# 67 XAVIER NEWMAN

**CENTER/GUARD • 6'2" • 297 LBS • COLLEGE: BAYLOR**  
**ACQUIRED: FREE AGENT - 2022 • NFL EXPERIENCE (NFL/TITANS): 1/1**  
**HOMETOWN: DESOTO, TEXAS**  
**GAMES PLAYED/GAMES STARTED: 1/0 (PLAYOFFS: 0/0)**



**PRO:** The Titans signed offensive lineman Xavier Newman as an undrafted free agent following the 2022 NFL Draft. He spent the majority of his rookie campaign on the practice squad and appeared in one game as a reserve. The 6-foot-2-inch, 297-pounder appeared in 47 games with 37 starts over five seasons at Baylor (2017-21). The Desoto, Texas, native possesses versatility, having made 28 starts at left guard, eight at right guard, and one contest at center. Newman earned Big 12 honorable mention recognition as a senior.

#### TITANS TIDBITS:

- While at Baylor, Newman served on mission trips to Puerto Rico (May 2018), and South Africa (May 2019). "Those two mission trips to Puerto Rico and South Africa changed my life," Newman said. "Those were the first times for me to be out of the country. Knowing we have it real good here compared to other people in other countries, it doesn't faze them that they don't have as much. We take for granted what we have, so that was a real big eye opener for me."
- A versatile lineman, Newman played left guard, center, and right guard while in college. "Honestly for me, it's really not that hard," Newman said. "I just take the approach to learn all three positions from the beginning, no matter what spot I'm at. Once the coaches tell me 'Hey I need you to go there,' I'm like 'I got you coach, it's cool.' I've already taken the time out to learn all three different positions."
- In the future, Newman wants to coach high school football in his home state of Texas and impact younger players the way past coaches have impacted him.

#### CAREER TRANSACTIONS:

- The Desoto, Texas, native originally signed with the Titans as a rookie free agent following the 2022 NFL Draft.
- Waived by the Titans on Aug. 30, 2022 and signed to the team's practice squad a day later.
- Signed by the Titans to the active roster from their practice squad on Dec. 23, 2022.

#### SEASON RECAPS:

- 2022 (1/0):** Saw action as a reserve in one contest as a rookie. Did not play in two games. Spent the first 14 games on the Titans' practice squad.
- Against Houston (12/24), dressed but did not play.
  - Against Dallas (12/29), made his NFL debut as a reserve at guard late in the fourth quarter.
  - At Jacksonville (1/7), dressed but did not play.

#### COLLEGE:

- Appeared in 47 games with 37 starts over five seasons at Baylor (2017-21) and made 28 starts at left guard, eight at right guard, and started one contest at center.
- As a graduate (2021), started all 14 games at left guard and helped pave the way for Baylor to average 219.3 rushing yards per game, ranking 10th nationally. Earned Big 12 honorable mention recognition.
- As a senior (2020), played in five games with four starts. Made three starts at left guard and one start at center.

- As a junior (2019), saw action in 10 games and made eight starts at right guard.
- As a sophomore (2018), appeared in seven games with three starts at left guard.
- As a freshman (2017), played in 11 games with eight starts at left guard.
- Graduated from Baylor in May 2021 with a degree in health, kinesiology and leisure studies.


#### PERSONAL:

- Attended Desoto (Texas) High School where he earned first team Class 6A all-state recognition as a senior after leading his team to a 16-0 record and a DII state championship.
- Ranked as the No. 37 prospect by ESPN, No. 49 by 247Sports, and No. 64 by Scout prospect in the state of Texas.
- Son of Michelle and Leon Brigham and the late Roderick Newman.
- Follow Newman on Twitter at @xaviernewman55 and on Instagram at @xaviernewman\_.
- Born Xavier Newman on Aug. 4, 1999 in Desoto, Texas.

## XAVIER NEWMAN'S NFL STATISTICS

### REGULAR SEASON

Year	Team	GP	GS
2022	Tennessee	1	0
<b>NFL Totals</b>		<b>1</b>	<b>0</b>



# 47 BEN NIEMANN

**LINEBACKER • 6'2" • 235 LBS • COLLEGE: IOWA**  
**ACQUIRED: UNRESTRICTED FREE AGENT (ARI) - 2023**  
**NFL EXPERIENCE (NFL/TITANS): 6/1 • HOMETOWN: SYCAMORE, ILL.**  
**GAMES PLAYED/GAMES STARTED: 79/21 (PLAYOFFS: 11/0)**



## Super Bowl: 2019

**PRO:** The Titans signed Ben Niemann during the 2023 offseason to add depth and competition to the linebacker unit. The 6-foot-2-inch, 235-pounder is a hard-nosed defender that has a reputation as an aggressive, sure-tackling inside linebacker. Prior to his arrival in Tennessee, the University of Iowa product spent the 2022 campaign with Arizona Cardinals. Niemann entered the NFL as a rookie free agent with the Kansas City Chiefs in 2018 and spent his first four seasons with the club.

### CAREER HIGHLIGHTS:

- In 2022, Niemann saw action in all 17 games with a career-best nine starts and collected a career-high 67 tackles.
- In 2019, Niemann played in all 16 games and posted 50 tackles and a career-high six special teams stops while helping the Chiefs capture the Super Bowl LIV title.

### TITANS TIDBITS:

- Niemann's brother, Nick, is currently a linebacker on the Los Angeles Chargers, while his father, Jay, is currently the assistant defensive line coach and defensive recruiting coordinator for the University of Iowa.

### CAREER TRANSACTIONS:

- The Sycamore, Ill., native was signed by the Kansas City Chiefs as an undrafted rookie free agent on May 5, 2018.
- Signed by the Arizona Cardinals as an unrestricted free agent on June 16, 2022.
- Signed by the Titans as an unrestricted free agent on April 17, 2023.

### SEASON RECAPS:

**2022 (17/9 - Arizona):** Played in all 17 games with nine starts and recorded 67 tackles, a pass defended, two tackles for loss, a fumble recovery and three special teams tackles.

- At Carolina (10/2), recorded three total tackles and his sixth-career fumble recovery.
- Against Seattle (11/6), recorded three tackles, a pass defended and a special teams tackle.
- Against Tampa Bay (12/25), tied a career-high with 10 total tackles.
- At San Francisco (1/8), recorded nine total tackles.

**2021 (17/5, 3/0 - Kansas City):** Appeared in all 17 regular season games with five starts and had a career high 52 tackles to go with a sack, two fumble recoveries, two tackles for loss and five special teams tackles. Also had four tackles on defense and a special team tackle in three postseason contests.

- Against Cleveland (9/12), made his first ever start in a season-opener and recorded three tackles and a fumble recovery. With Kansas City trailing 22-17 in the third quarter, recovered a Nick Chubb fumble at the Chiefs 47-yard line and the Chiefs kicked a field goal on the ensuing possession.
- At Tennessee (10/24), tied his then career high with his fifth start of the season and totaled four tackles, his second career sack for a nine-yard loss and a tackle for loss.
- At L.A. Chargers (12/16), registered a season-high nine tackles, a fumble recovery and a tackle for loss in a 34-28 overtime victory on Thursday Night Football. Made a critical play in the fourth quarter when he recovered a fumble on a third-and-one play from the Chiefs' one-yard line to halt a Chargers scoring opportunity.
- Against Pittsburgh (1/16), totaled three tackles in the Wild Card victory.
- Against Cincinnati (1/30), had a tackle on defense and on special teams in the AFC Championship Game.

**2020 (15/5, 3/0 - Kansas City):** Played in 15 games with five starts and tallied 43 tackles, a sack, three tackles for loss, a forced fumble and two fumble recoveries.

- At L.A. Chargers (9/20), recorded season-high nine tackles.
- At Baltimore (9/28), recorded first career sack when he dropped quarterback Lamar Jackson for a eight-yard loss in the fourth quarter. Added a fumble recovery in the second quarter.
- Against New England (10/5), notched a his third career fumble recovery and his second in consecutive weeks. Also added two tackles.
- At Tampa Bay (2/7), collected nine total tackles in the Super Bowl.

**2019 (16/1, 3/0 - Kansas City):** Appeared in all 16 regular season games, making one start and tallying 50 tackles, a pass defended, a tackle for loss, a fumble recovery and six special teams tackles.

- At Detroit (9/29), picked up his first career fumble recovery on special teams.
- Against Indianapolis (10/6), recorded career-high 10 tackles.
- At Denver (10/17), had his first tackle for loss when he dropped Phillip Lindsay for a four-yard loss in the fourth quarter. Also added a special teams stop and five defensive tackles.
- At New England (12/8), recorded career-high two special teams tackles.
- Against L.A. Chargers (12/29), tied a career-high with two special teams tackles. Added four defensive tackles.
- Against Houston (1/12), collected four tackles in the Divisional game.
- Against San Francisco (2/2), recorded a tackle, a quarterback pressure and a special teams tackle in the Super Bowl LIV victory.

**2018 (14/1, 2/0 - Kansas City):** Appeared in 14 games with one start and recorded eight tackles.

- At L.A. Chargers (9/9), made his NFL debut appearing on special teams.
- Against Arizona (11/11), made his first career start at right inside linebacker and recorded six total tackles and a special teams stop.
- Against New England (1/20), made two special teams tackles in the AFC Championship Game.

### COLLEGE:

- In four seasons at Iowa, Niemann appeared in 53 games with 40 starts recording 201 total tackles, five sacks, two interceptions, 11 passes defended, two forced fumbles and a fumble recovery.
- As a senior (2017), started all 13 games and collected 80 tackles, six tackles for loss, a sack, an interception and five passes defended with two forced fumbles and a fumble recovery. Was named Academic All-Big Ten for second consecutive year and honorable mention All-Big Ten by league coaches and media. Also given the Coaches Appreciation Award.
- As a junior (2016), started all 13 games, tallying 69 tackles, three tackles for loss, an interception and four passes defended. Was named Academic All-Big Ten.
- As a sophomore (2015), started all 14 games at outside linebacker and finished with 45 tackles, including 4.5 stops for loss, four sacks and two pass breakups. Was named honorable mention All-Big Ten by league coaches.
- As a freshman (2014), appeared in all 13 games recording seven tackles, along with a blocked punt returned for a touchdown. Was one of just three true freshman to see action in 2014.

### PERSONAL:

- Attended Sycamore (Ill.) High School where he earned three letters at wide receiver and strong safety.



- Garnered first team all-state, all-conference, and all-area honors as a senior when he finished with 78 tackles on defense, while adding 45 receptions for 1,050 yards and 15 touchdowns as a receiver. Also had two punt return touchdowns.
- Two-year letter winner in basketball, earning all-conference honors.
- Son of Lou Ann and Jay Niemann. His brother, Nick Niemann is a linebacker on the Los Angeles Chargers.
- Follow Niemann on Twitter and Instagram at @bniemann95
- Born Ben Niemann on July 27, 1995 in Des Moines, Iowa.

## BEN NIEMANN'S GAME-BY-GAME

### 2018 Kansas City Chiefs

Date	Opp	W/L	P/S	Tot Solo Asst	Sk - Yds	QBP	TFL	Int - Yds -TD	PD	FF	FR - Yds SpT
Sept 9	@ LAC	W	p	0 0 0	0.0 0.0	0	0	0 0 0	0	0	0 0 0
Sept 16	@ Pit	W	DNP								
Sept 23	SF	W	DNP								
Oct 1	@ Den	W	p	0 0 0	0.0 0.0	0	0	0 0 0	0	0	0 0 0
Oct 7	Jax	W	p	0 0 0	0.0 0.0	0	0	0 0 0	0	0	0 0 0
Oct 14	@ NE	L	p	0 0 0	0.0 0.0	0	0	0 0 0	0	0	0 0 0
Oct 21	Cin	W	p	0 0 0	0.0 0.0	0	0	0 0 0	0	0	0 0 0
Oct 28	Den	W	p	0 0 0	0.0 0.0	0	0	0 0 0	0	0	0 0 0
Nov 4	@ Cle	W	p	2 0 2	0.0 0.0	0	0	0 0 0	0	0	0 0 0
Nov 11	Ari	W	S	6 5 1	0.0 0.0	0	0	0 0 0	0	0	0 0 0
Nov 19	@ LAR	L	p	0 0 0	0.0 0.0	0	0	0 0 0	0	0	0 0 1
Dec 2	@ Oak	W	p	0 0 0	0.0 0.0	0	0	0 0 0	0	0	0 0 0
Dec 9	Bal	W	p	0 0 0	0.0 0.0	0	0	0 0 0	0	0	0 0 0
Dec 13	LAC	L	p	0 0 0	0.0 0.0	0	0	0 0 0	0	0	0 0 0
Dec 23	@ Sea	L	p	0 0 0	0.0 0.0	0	0	0 0 0	0	0	0 0 1
Dec 30	Oak	W	p	0 0 0	0.0 0.0	0	0	0 0 0	0	0	0 0 0
<b>Totals</b>	<b>12-4</b>	<b>14/1</b>		<b>8 5 3</b>	<b>0.0 0.0</b>	<b>0</b>	<b>0</b>	<b>0 0 0</b>	<b>0</b>	<b>0</b>	<b>0 0 2</b>
<b>Playoffs</b>											
Jan 12	Ind	W	p	0 0 0	0.0 0.0	0	0	0 0 0	0	0	0 0 0
Jan 20	NE	L	p	0 0 0	0.0 0.0	0	0	0 0 0	0	0	0 0 2
<b>Totals</b>	<b>1-1</b>	<b>2/0</b>		<b>0 0 0</b>	<b>0.0 0.0</b>	<b>0</b>	<b>0</b>	<b>0 0 0</b>	<b>0</b>	<b>0</b>	<b>0 0 2</b>

### 2019 Kansas City Chiefs

Date	Opp	W/L	P/S	Tot Solo Asst	Sk - Yds	QBP	TFL	Int - Yds -TD	PD	FF	FR - Yds SpT
Sept 8	@ Jax	W	p	0 0 0	0.0 0.0	0	0	0 0 0	0	0	0 0 0
Sept 15	@ Oak	W	p	3 2 1	0.0 0.0	0	0	0 0 0	0	0	0 0 0
Sept 22	Bal	W	p	2 1 1	0.0 0.0	0	0	0 0 0	1	0	0 0 0
Sept 29	@ Det	W	p	0 0 0	0.0 0.0	0	0	0 0 0	0	1	0 0 0
Oct 6	Ind	L	p	10 6 4	0.0 0.0	0	0	0 0 0	0	0	0 0 0
Oct 13	Hou	L	S	6 2 4	0.0 0.0	0	0	0 0 0	0	0	0 0 0
Oct 17	@ Den	W	p	5 4 1	0.0 0.0	0	1	0 0 0	0	0	0 0 1
Oct 27	GB	L	p	4 4 0	0.0 0.0	0	0	0 0 0	0	0	0 0 0
Nov 3	Min	W	p	0 0 0	0.0 0.0	0	0	0 0 0	0	0	0 0 0
Nov 10	@ Ten	L	p	1 0 1	0.0 0.0	0	0	0 0 0	0	0	0 0 0
Nov 18	@ LAC	W	p	4 2 2	0.0 0.0	0	0	0 0 0	0	0	0 0 0
Dec 1	Oak	W	p	3 0 3	0.0 0.0	0	0	0 0 0	0	0	0 0 0
Dec 8	@ NE	W	p	2 1 1	0.0 0.0	0	0	0 0 0	0	0	0 0 2
Dec 15	Den	W	p	3 2 1	0.0 0.0	0	0	0 0 0	0	0	0 0 1
Dec 22	@ Chi	W	p	3 3 0	0.0 0.0	1	0	0 0 0	0	0	0 0 0
Dec 29	LAC	W	p	4 3 1	0.0 0.0	0	0	0 0 0	0	0	0 0 2
<b>Totals</b>	<b>12-4</b>	<b>16/1</b>		<b>50 30 20</b>	<b>0.0 0.0</b>	<b>1</b>	<b>1</b>	<b>0 0 0</b>	<b>1</b>	<b>0</b>	<b>1 0 6</b>
<b>Playoffs</b>											
Jan 2	Hou	W	p	4 2 2	0.0 0.0	0	0	0 0 0	0	0	0 0 0
Jan 19	Ten	W	p	1 1 0	0.0 0.0	2	0	0 0 0	0	0	0 0 0
Feb 2	SF	W	p	1 0 1	0.0 0.0	1	0	0 0 0	0	0	0 0 1
<b>Totals</b>	<b>3-0</b>	<b>3/0</b>		<b>6 3 3</b>	<b>0.0 0.0</b>	<b>3</b>	<b>0</b>	<b>0 0 0</b>	<b>0</b>	<b>0</b>	<b>0 0 1</b>

### 2020 Kansas City Chiefs

Date	Opp	W/L	P/S	Tot Solo Asst	Sk - Yds	QBP	TFL	Int - Yds -TD	PD	FF	FR - Yds SpT
Sept 10	Hou	W	p	0 0 0	0.0 0.0	0	0	0 0 0	0	0	0 0 0
Sept 20	@ LAC	W	S	9 5 4	0.0 0.0	0	0	0 0 0	0	0	0 0 0
Sept 28	@ Bal	W	S	2 2 0	1.0 8.0	1	1	0 0 0	0	1	0 0 0
Oct 5	NE	W	p	2 1 1	0.0 0.0	1	0	0 0 0	0	1	0 0 0
Oct 11	LV	L	p	2 1 1	0.0 0.0	2	0	0 0 0	0	0	0 0 0
Oct 19	@ Buf	W	p	3 2 1	0.0 0.0	0	0	0 0 0	0	0	0 0 0
Oct 25	@ Den	W	p	2 1 1	0.0 0.0	0	0	0 0 0	0	0	0 0 0
Nov 1	NYJ	W	p	2 1 1	0.0 0.0	0	0	0 0 0	0	0	0 0 0
Nov 8	Car	W	p	4 3 1	0.0 0.0	0	0	0 0 0	0	0	0 0 0
Nov 22	@ LV	W	p	0 0 0	0.0 0.0	0	0	0 0 0	0	0	0 0 0
Nov 29	@ TB	W	p	0 0 0	0.0 0.0	1	0	0 0 0	0	0	0 0 0
Dec 6	Den	W	p	2 1 1	0.0 0.0	0	0	0 0 0	0	0	0 0 0
Dec 13	@ Mia	W	S	4 4 0	0.0 0.0	1	1	0 0 0	0	0	0 0 1
Dec 20	@ NO	W	S	8 5 3	0.0 0.0	0	0	0 0 0	0	0	0 0 0
Dec 27	Atl	W	S	3 3 0	0.0 0.0	1	1	0 0 0	1	0	0 0 0
Jan 3	LAC	L	IA								
<b>Totals</b>	<b>14-2</b>	<b>15-5</b>		<b>43 29 14</b>	<b>1.0 8.0</b>	<b>7</b>	<b>3</b>	<b>0 0 0</b>	<b>0</b>	<b>1</b>	<b>2 0 1</b>

### Playoffs

Jan 17	Cle	W	p	1 0 1	0.0 0.0	0	0	0 0 0	0	0	0 0 0
Jan 24	Buf	W	p	2 2 0	0.0 0.0	0	0	0 0 0	0	0	0 0 0
Feb 7	@ TB	L	p	9 4 5	0.0 0.0	0	0	0 0 0	0	0	0 0 0
<b>Totals</b>	<b>2-1</b>	<b>3/0</b>		<b>12 6 6</b>	<b>0.0 0.0</b>	<b>0</b>	<b>0</b>	<b>0 0 0</b>	<b>0</b>	<b>0</b>	<b>0 0 0</b>

### 2021 Kansas City Chiefs

Date	Opp	W/L	P/S	Tot Solo Asst	Sk - Yds	QBP	TFL	Int - Yds -TD	PD	FF	FR - Yds SpT
Sept 12	Cle	W	S	3 2 1	0.0 0.0	0	0	0 0 0	0	0	0 1 0
Sept 19	@ Bal	L	S	3 3 0	0.0 0.0	0	0	0 0 0	0	0	0 0 0
Sept 26	LAC	L	S	3 1 2	0.0 0.0	0	0	0 0 0	0	0	0 0 0
Oct 3	@ Phi	W	p	3 2 1	0.0 0.0	1	0	0 0 0	0	0	0 0 0
Oct 10	Buf	L	S	2 0 2	0.0 0.0	0	0	0 0 0	0	0	0 0 0
Oct 17	@ Was	W	p	3 2 1	0.0 0.0	0	0	0 0 0	0	0	0 0 0
Oct 24	@ Ten	L	S	4 3 1	1.0 9.0	1	1	0 0 0	0	0	0 0 0
Nov 1	NYG	W	p	4 2 2	0.0 0.0	0	0	0 0 0	0	0	0 0 0
Nov 7	GB	W	p	0 0 0	0.0 0.0	1	0	0 0 0	0	0	0 0 1
Nov 14	@ LV	W	p	2 1 1	0.0 0.0	0	0	0 0 0	0	0	0 0 0
Nov 21	Dal	W	p	2 2 0	0.0 0.0	0	0	0 0 0	0	0	0 0 0
Dec 5	Den	W	p	4 3 1	0.0 0.0	1	0	0 0 0	1	0	0 0 1
Dec 12	LV	W	p	1 1 0	0.0 0.0	0	0	0 0 0	0	0	0 0 2
Dec 16	@ LAC	W	p	9 6 3	0.0 0.0	0	1	0 0 0	0	0	0 1 0
Dec 26	Pit	W	p	7 6 1	0.0 0.0	0	0	0 0 0	0	0	0 0 1
Jan 2	@ Cin	L	p	1 1 0	0.0 0.0	1	0	0 0 0	0	0	0 0 0
Jan 8	@ Den	W	p	1 1 0	0.0 0.0	0	0	0 0 0	0	0	0 0 0
<b>Totals</b>	<b>12-5</b>	<b>17/5</b>		<b>52 36 16</b>	<b>1.0 9.0</b>	<b>5</b>	<b>2</b>	<b>0 0 0</b>	<b>1</b>	<b>0</b>	<b>2 0 5</b>
<b>Playoffs</b>											
Jan 16	Pit	W	p	3 2 1	0.0 0.0	0	0	0 0 0	0	0	0 0 0
Jan 23	Buf	W	p	0 0 0	0.0 0.0	0	0	0 0 0	0	0	0 0 0
Jan 30	Cin	L	p	1 1 0	0.0 0.0	0	0	0 0 0	0	0	0 0 1
<b>Totals</b>	<b>2-1</b>	<b>3/0</b>		<b>4 3 1</b>	<b>0.0 0.0</b>	<b>0</b>	<b>0</b>	<b>0 0 0</b>	<b>0</b>	<b>0</b>	<b>0 0 1</b>

### 2022 Arizona Cardinals

Date	Opp	W/L	P/S	Tot Solo Asst	Sk - Yds	QBP	TFL	Int - Yds -TD	PD	FF	FR - Yds SpT
Sept 11	KC	L	p	0 0 0	0.0 0.0	0	0	0 0 0	0	0	0 0 0
Sept 18	@ LV	W	p	1 1 0	0.0 0.0	0	0	0 0 0	0	0	0 0 0
Sept 25	LAR	L	p	2 2 0	0.0 0.0	0	1	0 0 0	0	0	0 0 0
Oct 2	@ Car	W	S	3 1 2	0.0 0.0	0	0	0 0 0	0	0	0 1 0
Oct 9	Phi	L	p	4 1 3	0.0 0.0	1	0	0 0 0	0	0	0 0 0
Oct 16	@ Sea	L	p	1 1 0	0.0 0.0	0	0	0 0 0	0	0	0 0 0
Oct 20	NO	W	S	4 3 1	0.0 0.0	0	0	0 0 0	0	0	0 0 0
Oct 30	@ Min	L	S	4 2 2	0.0 0.0	0	0	0 0 0	0	0	0 0 1
Nov 6	Sea	L	p	3 3 0	0.0 0.0	0	0	0 0 0	1	0	0 0 1
Nov 13	@ LAR	W	S	6 3 3	0.0 0.0	0	0	0 0 0	0	0	0 0 0
Nov 21	SF	L	p	7 2 5	0.0 0.0	1	0	0 0 0	0	0	0 0 0
Nov 27	LAC	L	S	4 3 1	0.0 0.0	0	1	0 0 0	0	0	0 0 0
Dec 12	NE	L	S	4 1 3	0.0 0.0	0	0	0 0 0	0	0	0 0 1
Dec 18	@ Den	L	S	3 1 2	0.0 0.0	0	0	0 0 0	0	0	0 0 0
Dec 25	TB	L	S	10 6 4	0.0 0.0	0	0	0 0 0	0	0	0 0 0
Jan 1	@ Atl	L	p	2 0 2	0.0 0.0	0	0	0 0 0	0	0	0 0 0
Jan 8	@ SF	L	S	9 5 4	0.0 0.0	0	0	0 0 0	0	0	0 0 0
<b>Totals</b>	<b>4-13</b>	<b>17/9</b>		<b>67 35 32</b>	<b>0.0 0.0</b>	<b>2</b>	<b>2</b>	<b>0 0 0</b>	<b>0</b>	<b>1</b>	<b>0 1 0</b>

## BEN NIEMMAN'S NFL STATISTICS

REGULAR SEASON				TACKLES							INTERCEPTIONS					FUMBLES				
Year	Team	GP	GS	Tot	Solo	Asst	Sk	Yds	QBP	TFL	No	Yds	Lg	TD	PD	FF	FR	Yds	SpT	
2018	Kansas City	14	1	8	5	3	0.0	0.0	0	0	0	0	0	0	0	0	0	0	0	2
2019	Kansas City	16	1	50	30	20	0.0	0.0	1	1	0	0	0	0	1	0	1	0	6	
2020	Kansas City	15	5	43	29	14	1.0	8.0	7	3	0	0	0	0	0	1	2	0	1	
2021	Kansas City	17	5	52	36	16	1.0	9.0	5	2	0	0	0	0	1	0	2	0	5	
2022	Arizona	17	9	67	35	32	0.0	0.0	2	2	0	0	0	0	1	0	1	0	3	
<b>NFL Totals</b>		<b>79</b>	<b>21</b>	<b>220</b>	<b>135</b>	<b>85</b>	<b>2.0</b>	<b>17.0</b>	<b>15</b>	<b>8</b>	<b>0</b>	<b>0</b>	<b>0</b>	<b>0</b>	<b>3</b>	<b>1</b>	<b>6</b>	<b>0</b>	<b>18</b>	

PLAYOFFS				TACKLES							INTERCEPTIONS					FUMBLES			
Year	Team	GP	GS	Tot	Solo	Asst	Sk	Yds	QBP	TFL	No	Yds	Lg	TD	PD	FF	FR	Yds	SpT
2018	Kansas City	2	0	0	0	0	0.0	0.0	0	0	0	0	0	0	0	0	0	0	0
2019	Kansas City	3	0	6	3	3	0.0	0.0	3	0	0	0	0	0	0	0	0	0	1
2020	Kansas City	3	0	12	6	6	0.0	0.0	0	0	0	0	0	0	0	0	0	0	1
2021	Kansas City	3	0	4	3	1	0.0	0.0	0	0	0	0	0	0	0	0	0	0	1
<b>NFL Totals</b>		<b>11</b>	<b>0</b>	<b>22</b>	<b>12</b>	<b>10</b>	<b>0.0</b>	<b>0.0</b>	<b>3</b>	<b>0</b>	<b>0</b>	<b>0</b>	<b>0</b>	<b>0</b>	<b>0</b>	<b>0</b>	<b>0</b>	<b>0</b>	<b>3</b>

### Single-Game Highs

Tackles - 10 (Twice, last vs. Tampa Bay 12/25/22)  
 Sacks - 1 (Twice, last at Tennessee 10/24/21)  
 Interceptions - 0  
 Passes Defensed - 1 (Three times, last vs. Seattle 11/6/22)  
 Forced Fumble - 1 vs Atlanta (12/27/20)  
 Fumble Recovery - 1 (Six times, last at Carolina 10/2/22)  
 Special Teams Tackles - 2 (Three times, last vs. Las Vegas (12/12/21))

### Playoff Single-Game Highs

Tackles - 9 at Tampa Bay (2/7/21)  
 Special Teams Tackles - 2 vs. New England (1/20/19)



# 89 THOMAS ODUKOYA

**TIGHT END • 6'6" • 253 LBS • COLLEGE: EASTERN MICHIGAN**  
**ACQUIRED: FREE AGENT - 2022 • NFL EXPERIENCE (NFL/TITANS): 1/1**  
**HOMETOWN: ALMERE, NETHERLANDS**  
**GAMES PLAYED/GAMES STARTED: 0/0 (PLAYOFFS: 0/0)**



**PRO:** The Titans signed Thomas Odukoya (OH-due-COY-ah) as an undrafted free agent following the 2022 NFL Draft as part of the NFL's International Player Pathway program. The 6-foot-6-inch, 253-pounder appeared in 40 games with 30 starts over four seasons at Eastern Michigan (2018-21), tallying 21 career catches for 194 yards and four touchdowns. The Almere, Netherlands native spent the 2022 season on the Titans' practice squad.

#### CAREER TRANSACTIONS:

- The Almere, Netherlands, native was originally signed by the Titans as an undrafted free agent on May 13, 2022.
- Waived by the Titans on Aug. 30, 2022 and signed to the team's practice squad a day later.

#### SEASON RECAPS:

**2022 (0/0 - Tennessee):** Spent the entire season on the Titans' practice squad.

#### COLLEGE:

- As a graduate (2021), started all 13 games and tallied career-best marks in receptions (13), receiving yards (130), and tied his career-high mark with two receiving scores. Caught a season-long 18-yard pass. Earned third-team All-MAC recognition.
- As a senior (2020), started all six games and recorded five receptions for 48 yards with two touchdowns. Caught a career-long 20-yard pass. Was named a team captain. Was a semifinalist for the Campbell Trophy and named to the John Mackey Award watch list for the second consecutive year. Selected to wear jersey No. 2, a program honor bestowed upon the most deserving pass catcher.
- As junior (2019), appeared in all 13 games and made seven starts.

Logged three receptions for 16 yards and named to the John Mackey Award watch list.

- As a redshirt sophomore (2018), saw action in eight games and made four starts.
- As a redshirt (2017), transferred to Eastern Michigan from Garden City (Kan.) Community College and appeared in the season opener but suffered a season-ending injury causing him to redshirt.
- As a freshman (2016), played one season at West Hills-Coalinga junior college where he was named all-conference after collecting 15 receptions for 184 yards and two touchdowns...
- Graduated in December 2020 with a degree in sport management from Eastern Michigan.

#### PERSONAL:

- Attended Helen Parkhurst (Netherlands) High School where he was a three-year captain and named the Dutch National MVP after recording 22 sacks.
- Awarded jersey No. 2 at Eastern Michigan, awarded to a player "the entire community could rally around," and according to Odukoya's head coach at Eastern Michigan, Chris Creighton, he is "a person that the entire program respects and admires."
- Son of Michael Odukoya and Lisette Blankestijn.
- Has one brother, Jayden, and three sisters, Tobi, Florine, and Robyn
- Follow Thomas on Twitter and Instagram at @thomaso\_
- Born Thomas Ayodele Odukoya on May 5, 1997 in Almere, Netherlands.

## THOMAS ODUKOYA'S NFL STATISTICS

REGULAR SEASON		RECEIVING							RUSHING				
Year	Team	GP	GS	No	Yds	Avg	Lg	TD	Att	Yds	Avg	Lg	TD
2022	Tennessee	0	0		Practice Squad								
<b>NFL Totals</b>		<b>0</b>	<b>0</b>	<b>0</b>	<b>0</b>	<b>-</b>	<b>-</b>	<b>0</b>	<b>0</b>	<b>0</b>	<b>-</b>	<b>-</b>	<b>0</b>



# 85 CHIG OKONKWO

**TIGHT END • 6'3" • 238 LBS • COLLEGE: MARYLAND**  
**ACQUIRED: 4TH ROUND - 2022 • NFL EXPERIENCE (NFL/TITANS): 2/2**  
**HOMETOWN: POWDER SPRINGS, GA.**  
**GAMES PLAYED/GAMES STARTED: 17/8 (PLAYOFFS: 0/0)**



**PRO:** The Titans selected Chig Okonkwo ("CHIGG oh-KAHN-kwoh") in the fourth round (143rd overall) of the 2022 NFL Draft to bring both receiving athleticism and blocking ability to the tight ends unit. During his rookie season, the 6-foot-3-inch, 238-pounder appeared in all 17 games with eight starts and totaled 32 receptions for 450 yards and three touchdowns. His yardage total ranked second on the team and established a new record for franchise rookie tight ends. He was named to the Pro Football Writers of America All-Rookie team. The Powder Springs, Ga., native appeared in 37 games with 20 starts over four seasons (2018-21) at Maryland and caught 77 passes for 717 yards and eight touchdowns. Okonkwo also added three carries for 72 yards and three touchdowns, including a career-long rush of 54 yards.

#### CAREER HIGHLIGHTS:

- As a rookie in 2022, Okonkwo was named to the Pro Football Writers of America All-Rookie team. He saw action in all 17 games and totaled 32 receptions for 450 yards with three touchdowns. His yardage total ranked second on the team and established a new record for franchise rookie tight ends.
- In 2021, Okonkwo's 52 receptions ranked second-most by a tight end in a single season in Maryland history, behind only Frank Wycheck (58; 1990). Okonkwo's 447 receiving yards were the most by a Terps tight end since Vernon Davis (871; 2005).

#### TITANS TIDBITS:

- Okonkwo's father, Charlton, passed away of a heart attack when Okonkwo was 15. According to his mother, Isioma, who emigrated from Nigeria, "In our culture, the boys, even if they're young or not, they're always considered more important. When my husband passed, the people who came let him know that he's the man and now he has the responsibility to take care of his mom and his sisters." According to Okonkwo, "In our culture, [being] the man in the house is a really big deal. As the only male, I was the one giving my mom support."
- Okonkwo sat out the 2020 season with myocarditis due to COVID.
- Okonkwo is a cat lover and has a feline named Sage.
- Okonkwo and his two sisters played tennis growing up at the encouragement of their father. Okonkwo played from the time he was five or six until he was 12.
- He was a member of the Big Ten's Anti-Hate and Anti-Racism Coalition.
- In his free time, Okonkwo enjoys watching anime.

#### CAREER TRANSACTIONS:

- The Powder Springs, Ga., native was selected by the Titans in the fourth round (143rd overall) of the 2022 NFL Draft.

#### SEASON RECAPS:

**2022 (17/8):** Named to the Pro Football Writers of America All-Rookie team. Played in all 17 games with eight starts and set a franchise rookie tight end record and ranked second on the team with 450 receiving yards. Ranked fifth on the squad with 32 receptions. Added three receiving touchdowns. Tied for fifth on the team with seven special teams tackles. Rushed three times for two yards. Okonkwo was one of the NFL's most productive tight ends during the second half of his rookie season. From Week 9 through the end of the season, his 398 receiving yards ranked fifth in the NFL. Led or tied for the team lead in receptions three times in 2022 (at PHI, vs. JAX, at LAC). Led the team in receiving yards four times in 2022 (at IND, at KC, at PHI, at JAX). Led or tied for the team lead in special teams tackles twice in 2022 (at PHI, vs. HOU).

- Against N.Y. Giants (9/11), made his NFL debut as a reserve at tight end and registered his first career reception for 11 yards in the fourth quarter.
- At Indianapolis (10/2), made his first career start at tight end and led the team with 38 receiving yards on three catches, including his first career touchdown grab. Set up the Titans' second touchdown with a 23-yard grab down the left sideline. Increased the Titans' lead to 24-3 with an eight-yard touchdown grab over the middle in the second quarter. Sealed the victory with a seven-yard grab on third-and-four late in the fourth quarter allowing the Titans to run out the clock.
- At Kansas City (11/6), started at tight end and led the team with 48 receiving yards. Snared a reception on a tight end screen and raced 48 yards on the Titans' first play from scrimmage. Helped flip field position by keeping a 57-yard punt out of the end zone that was then downed at the Kansas City three-yard line late in the second quarter.
- Against Denver (11/13), started at tight end and snared a 41-yard reception. Extended the Titans' final scoring drive with a 41-yard catch-and-run reception to the Broncos' 20-yard line on third-and-four in the fourth quarter.
- At Philadelphia (12/4), led the team with four receptions and 68 receiving yards. Tied for the team lead with two special teams tackles on coverage units. Set up a Titans' field goal with a 41-yard catch-and-run reception in the second quarter.
- Against Jacksonville (12/11), played as a reserve at tight end and led the team with six catches for 45 yards with a touchdown. Gave the Titans' a 14-7 lead with a 10-yard touchdown reception late in the first quarter. Snared a two-point conversion in the fourth quarter.
- At L.A. Chargers (12/18), started at tight end and tied for the team lead with four receptions for 54 yards. Registered a special teams tackle. Set up the Titans' final touchdown with a 28-yard reception down to the Chargers' 21-yard line in the fourth quarter.
- At Jacksonville (1/7), started at tight end and tied for the team lead with four catches for a team-best 42 receiving yards with a touchdown. Extended the Titans' opening scoring drive with a 10-yard grab on third-and-two in the first stanza. Gave the Titans a 10-0 advantage with a 21-yard touchdown with an over-the-shoulder grab in the end zone in the second quarter.

#### COLLEGE:

- In four seasons at Maryland (2018-21), Okonkwo appeared in 37 games with 20 starts and tallied 77 receptions for 717 yards and eight touchdowns, and added three carries for 72 yards and three scores, including a career-long rush of 54 yards. Did not play during the 2020 season because of myocarditis due to COVID.
- As a senior (2021), started all 13 games and posted career-high marks with 52 catches for 447 yards and a team-leading five touchdowns. His 52 receptions ranked second-most by a tight end in a single season in Maryland history behind only Frank Wycheck (58; 1990), and his 447 receiving yards were the most by a Terps tight end since Vernon Davis (871; 2005).
- As a junior (2020), sat out the season with myocarditis due to COVID.
- As a sophomore (2019), appeared in all 12 games with three starts and tallied 19 catches for 201 yards and two touchdowns. Ranked second on the squad in receptions and third on the team in receiving yards.
- As a freshman (2018), saw action in 12 contests and made four starts. Amassed six catches for 69 yards and a score, and rushed three times for 72 yards and three touchdowns, including a career-long rush of 54 yards.
- Graduated from Maryland in May 2021 with a degree in kinesiology and also pursued a graduate degree in technology entrepreneurship.

**PERSONAL:**

- Attended Hillgrove (Ga.) High School where he was a consensus three-star recruit.
- Also competed in basketball and track and field (triple jump).
- He has two older sisters.
- Son of the late Charlton and Isioma Okonkwo.
- Follow Okonkwo on Instagram at @Chig and on Twitter at @ChigTweets.
- Born Chigoziem Charlton Okonkwo on Sept. 8, 1999 in Powder Springs, Ga.

**CHIG OKONKWO'S GAME-BY-GAME**

2022 Tennessee Titans				RECEIVING																
Date	Opp.	W/L	P/S	No	Yds	Avg	Lg	TD												
Sept 11	NYG	L	p	1	11	11.0	11	0	Dec 4	@	Phi	L	p	4	68	17.0	41	0		
Sept 19	@ Buf	L	p	0	0	-	0	0	Dec 11		Jax	L	p	6	45	7.5	15	1		
Sept 25	LV	W	p	0	0	-	0	0	Dec 18	@	LAC	L	S	4	54	13.5	28	0		
Oct 2	@ Ind	W	S	3	38	12.7	23	1	Dec 24		Hou	L	p	1	10	10.0	10	0		
Oct 9	@ Was	W	p	0	0	-	0	0	Dec 29		Dal	L	S	3	24	8.0	12	0		
Oct 23	Ind	W	S	0	0	-	0	0	Jan 7	@	Jax	L	S	3	42	14.0	21t	1		
Oct 30	@ Hou	W	p	1	3	3.0	3	0	<b>Totals</b>					<b>7-10</b>	<b>17/8</b>	<b>32</b>	<b>450</b>	<b>14.1</b>	<b>48</b>	<b>3</b>
Nov 6	@ KC	L	S	1	48	48.0	48	0												
Nov 13	Den	W	S	1	41	41.0	41	0												
Nov 17	@ GB	W	S	1	31	31.0	31	0												
Nov 27	Cin	L	p	3	35	11.7	17	0												

**CHIG OKONKWO'S NFL STATISTICS**

REGULAR SEASON				RECEIVING					RUSHING				
Year	Team	GP	GS	No	Yds	Avg	Lg	TD	Att	Yds	Avg	Lg	TD
2022	Tennessee	17	8	32	450	14.1	48	3	3	2	0.7	6	0
<b>NFL Totals</b>		<b>17</b>	<b>8</b>	<b>32</b>	<b>450</b>	<b>14.1</b>	<b>48</b>	<b>3</b>	<b>3</b>	<b>2</b>	<b>0.7</b>	<b>6</b>	<b>0</b>

**Single-Game Highs**

Receptions - 6 vs. Jacksonville (12/11/22)  
 Receiving Yards - 68 at Philadelphia (12/4/22)  
 Long Reception - 48 at Kansas City (11/6/22)  
 Receiving Touchdowns - 1 (Three times, last at Jacksonville (1/7/23))

**Additional Statistics**

Special Teams Tackles - 7 (2022)



# 59 SAM OKUAYINONU

**OUTSIDE LINEBACKER • 6'1" • 269 LBS • COLLEGE: MARYLAND**  
**ACQUIRED: FREE AGENT - 2022 • NFL EXPERIENCE (NFL/TITANS): 2/2**  
**HOMETOWN: LOWELL, MASS.**  
**GAMES PLAYED/GAMES STARTED: 6/0 (PLAYOFFS: 0/0)**



**PRO:** The Titans signed Sam Okuayinonu (oh-KWAHN-new) as an undrafted rookie free agent following the 2022 NFL Draft. As a rookie, he saw action in six games as a reserve. The 6-foot-1-inch, 269-pounder appeared in 28 games with 17 starts over three seasons at Maryland (2019-21) and totaled 103 tackles, 14.5 tackles for loss and 7.5 sacks. The Lowell, Mass., native transferred to Maryland from Mesabi Range Community College (Minn.) where he played one season (2018) and tallied 17.5 sacks. He transferred to Mesabi Range from Coahoma Community College (Miss.), where he did not appear in a game in 2017.

#### TITANS TIDBITS:

- Okuayinonu loved soccer growing up and only began playing football during his senior year of high school, after a friend suggested his physique could make him a great football player. Including high school, college and the NFL, 2023 is only his eighth season of football.
- Okuayinonu is a native of Liberia and lived there until he was 12 years old when he escaped the country's civil war.
- Okuayinonu has the phrase, 'Deakonti' tattooed on him. The word is his mother's middle name and means, 'Everything has time' in his native language of Bassa. He tweeted this phrase the day he was cut from the preseason roster, but replied back to it preaching its meaning once he was signed to the 53-man roster during Week Five.
- His nickname is 'Sam-O.'

#### CAREER TRANSACTIONS:

- The Lowell, Mass. native was signed by the Titans as an undrafted free agent on May 13, 2022.
- Waived by the Titans on Aug. 30, 2022 and signed to the team's practice squad a day later.
- Signed by the Titans to their active roster from the practice squad on Oct. 4, 2022.
- Waived by the Titans on Dec. 6, 2022 and signed to the team's practice squad two days later.
- Signed by the Titans to their active roster from the practice squad on Dec. 29, 2022.
- Waived by the Titans on Dec. 30, 2022 and signed to the team's practice squad four days later.

#### SEASON RECAPS:

- 2022 (6/0):** Saw action in six games as a reserve during his rookie campaign and registered 11 tackles, a half sack and two quarterback pressures. Was inactive for three contests. Spent eight games on the Titans' practice squad.
- At Washington (10/9), made his NFL debut as a reserve at outside linebacker and recorded a half sack to go along with a quarterback pressure. Combined with Jeffery Simmons to sack Carson Wentz for an eight-yard loss in the fourth quarter.
  - Against Denver (11/13), played as a reserve at outside linebacker and posted three tackles with a quarterback pressure.
  - At Green Bay (11/17), saw action as a reserve at outside linebacker and registered three tackles. Combined with Roger McCreary to stuff Aaron Jones for a four-yard loss on a rush off right end in the third quarter.

#### COLLEGE:

- Appeared in 28 games with 17 starts over three seasons at Maryland (2019-21) and totaled 103 tackles, 14.5 tackles for loss and 7.5 sacks. He transferred to Maryland from Mesabi Range Community College (Minn.) where he played one season (2018) and tallied 62 tackles, 21.5 tackles for loss, 17.5 sacks, one forced fumble and one fumble recovery. He transferred to Mesabi Range from Coahoma Community College (Miss.) in 2017 where he did not appear in a game.
- As a redshirt senior (2021), started all 12 games at Maryland and posted 55 tackles, 8.5 tackles for loss, and a team-leading six sacks and earned third-team All-Big Ten recognition.
- As a senior (2020), played in five games with four starts for the Terrapins and amassed 17 tackles, 1.5 tackles for loss, a half sack and was named team captain.
- As a junior (2019), he transferred to Maryland and saw action in 11 games with one start, registering 31 tackles, 4.5 tackles for loss and one sack.
- As a sophomore (2018) he transferred to Mesabi Range Community College (Minn.) and racked up 62 tackles, 21.5 tackles for loss, 17.5 sacks, one forced fumble and one fumble recovery. He was named the Minnesota College Athletic Conference Defensive Player of the Year and earned all-region and All-MCAC first-team recognition.
- As a freshman (2017) at Coahoma Community College he did not appear in a game.
- Graduated from Maryland in May 2021 with a degree in family science.

#### PERSONAL:

- Attended Lowell (Mass.) High School where he only began playing football as a senior and was rated a three-star recruit by 247Sports.
- Son of Clara Okuayinonu.
- Follow Okuayinonu on Twitter at @okuayinonu and on Instagram at @sam.ok97.
- Last name pronounced oh-KWAHN-new
- Born Sam Okuayinonu on May 1, 1998 in Monrovia, Liberia.

## SAM OKUAYINONU'S GAME-BY-GAME

**2022 Tennessee Titans**

Date	Opp	W/L	P/S	Tot	Solo	Asst	Sk	- Yds	QBP	TFL	Int	-Yds	-TD	PD	FF	FR	- Yds	SpT	
Sept 11	NYG	L	PS																
Sept 19	@ Buf	L	PS																
Sept 25	LV	W	PS																
Oct 2	@ Ind	W	PS																
Oct 9	@ Was	W	p	1	0	1	0.5	4.0	1	0	0	0	0	0	0	0	0	0	0
Oct 23	Ind	W	IA																
Oct 30	@ Hou	W	p	1	0	1	0.0	0.0	0	0	0	0	0	0	0	0	0	0	0
Nov 6	@ KC	L	IA																
Nov 13	Den	W	p	3	2	1	0.0	0.0	1	0	0	0	0	0	0	0	0	0	0
Nov 17	@ GB	W	p	3	0	3	0.0	0.0	0	0	0	0	0	0	0	0	0	0	0
Nov 27	Cin	L	p	2	0	2	0.0	0.0	0	0	0	0	0	0	0	0	0	0	0

Dec 4	@ Phi	L	IA																
Dec 11	Jax	L	PS																
Dec 18	@ LAC	L	PS																
Dec 24	Hou	L	PS																
Dec 29	Dal	L	p							1	1	0	0.0	0.0	0	0	0	0	0
Jan 7	@ Jax	L	PS																
<b>Totals</b>				<b>7-10</b>	<b>6/0</b>	<b>11</b>	<b>3</b>	<b>8</b>	<b>0.5</b>	<b>4.0</b>	<b>2</b>	<b>0</b>	<b>0</b>	<b>0</b>	<b>0</b>	<b>0</b>	<b>0</b>	<b>0</b>	<b>0</b>

## SAM OKUAYINONU'S NFL STATISTICS

REGULAR SEASON		TACKLES										INTERCEPTIONS					FUMBLES			
Year	Team	GP	GS	Tot	Solo	Asst	Sk	Yds	QBP	TFL	No	Yds	Lg	TD	PD	FF	FR	Yds	SpT	
2022	Tennessee	6	0	11	3	8	0.5	4.0	2	0	0	0	0	0	0	0	0	0	0	
<b>NFL Totals</b>		<b>6</b>	<b>0</b>	<b>11</b>	<b>3</b>	<b>8</b>	<b>0.5</b>	<b>4.0</b>	<b>2</b>	<b>0</b>	<b>0</b>	<b>0</b>	<b>0</b>	<b>0</b>	<b>0</b>	<b>0</b>	<b>0</b>	<b>0</b>	<b>0</b>	

**Single-Game Highs**

- Tackles - 3 (Twice, last at Green Bay 11/17/22)
- Sacks - 0.5 at Washington (10/9/22)
- Quarterback Pressures - 1 (Twice, last vs. Denver 11/13/22)



# 92 JAYDEN PEEVY

**DEFENSIVE END • 6'5" • 308 LBS • COLLEGE: TEXAS A&M**  
**ACQUIRED: FREE AGENT - 2022 • NFL EXPERIENCE (NFL/TITANS): 1/1**  
**HOMETOWN: BELLAIRE, TEXAS**  
**GAMES PLAYED/GAMES STARTED: 1/0 (PLAYOFFS: 0/0)**



**PRO:** The Titans signed Jayden Peevy as a rookie free agent following the 2022 NFL Draft. The 6-foot-5-inch, 308-pounder appeared in 58 games with 24 starts over five seasons at Texas A&M (2017-21) and totaled 137 career tackles, 19 tackles for loss, 7.5 sacks, one interception, eight passes defended, one forced fumble, one fumble recovery and four blocked kicks. The Bellaire, Texas, native was waived by the Titans during 2022 roster cuts and signed to the practice squad the following day. He was activated to the active roster for one game as a reserve on the defensive front.

**TITANS TIDBITS:**

- Peevy began playing football as a junior in high school.
- In high school, Peevy was receiving collegiate offers from smaller schools for basketball, as a 6-foot-6-inch, 250-pound player, but felt that because of his size, he would truly excel playing football.

**CAREER TRANSACTIONS:**

- The Bellaire, Texas, native was originally signed by the Titans as a rookie free agent following the 2022 NFL Draft.
- Waived by the Titans on Aug. 30, 2022 and signed to the team's practice squad a day later.
- Activated from the practice squad to the active roster standard elevation on Dec. 29, 2022.

**SEASON RECAPS:**

**2022 (1/0):** Played in one game as a reserve on the defensive line. Spent 16 games on the Titans' practice squad.

- Against Dallas (12/29), made his NFL debut as a reserve on the defensive front.

**COLLEGE:**

- Appeared in 58 games with 24 starts over five seasons at Texas A&M (2017-21) and totaled 137 career tackles, 19 tackles for loss, 7.5 sacks, one interception, eight passes defended, one forced fumble, one fumble recovery and four blocked kicks.

- As a redshirt senior (2021), started all 11 games and posted a career-high 43 tackles and six tackles for loss. Added two sacks, one interception, a career-best four passes defended and one forced fumble. Earned SEC Defensive Lineman of the Week honors after the team's win over Colorado, amassing seven tackles and one interception. Awarded the program's Defensive Mr. Dependable Award.
- As a senior (2020), started all 10 games and recorded 34 tackles, five tackles for loss, one sack, one pass defended and one fumble recovery. Named SEC Defensive Lineman of the Week for his performance against Mississippi State.
- As a junior (2019), saw action in 12 games and made three starts. Tallied 34 tackles, five tackles for loss, a career-high 2.5 sacks, one pass defended and one blocked extra point attempt.
- As a sophomore (2018), appeared in all 13 games and notched nine tackles, two tackles for loss, one sack, one pass defended and two blocked field goals.
- As a freshman (2017), played in 12 contests and posted 17 tackles, one tackle for loss, one sack, one pass defended and one blocked kick.
- Graduated from Texas A&M with a degree in youth development.

**PERSONAL:**

- Attended Bellaire (Texas) High School where he tallied 77 tackles and 10 sacks as a senior in 2016.
- Tabbed as a four-star recruit by Scout and Rivals and a three-star recruit by PrepStar and ESPN.
- Began playing football as a junior in high school.
- Also played basketball.
- Has two brothers, Brandon Joseph and Trevor Peevy, and one sister, Marché Peevy.
- Follow Peevy on Twitter and Instagram at @jaydenpeevy.
- Born Jayden Peevy on Sept. 3, 1999 in Bellaire, Texas.

## JAYDEN PEEVY'S GAME-BY-GAME

2022 Tennessee Titans

Date	Opp	W/L	P/S	Tot	Solo	Asst	Sk	- Yds	QBP	TFL	Int	- Yds	-TD	PD	FF	FR	- Yds	SpT	
Sept 11	NYG	L	PS																
Sept 19	@ Buf	L	PS																
Sept 25	LV	W	PS																
Oct 2	@ Ind	W	PS																
Oct 9	@ Was	W	PS																
Oct 23	Ind	W	PS																
Oct 30	@ Hou	W	PS																
Nov 6	@ KC	L	PS																
Nov 13	Den	W	PS																
Nov 17	@ GB	W	PS																
Nov 27	Cin	L	PS																

Dec 4	@ Phi	L	PS																	
Dec 11	Jax	L	PS																	
Dec 18	@ LAC	L	PS																	
Dec 24	Hou	L	PS																	
Dec 29	Dal	L	p	0	0	0	0.0	0.0	0	0	0	0	0	0	0	0	0	0	0	0
Jan 7	@ Jax	L	PS																	
<b>Totals</b>				<b>7-10</b>	<b>1/0</b>	<b>0</b>	<b>0</b>	<b>0</b>	<b>0.0</b>	<b>0.0</b>	<b>0</b>	<b>0</b>	<b>0</b>	<b>0</b>	<b>0</b>	<b>0</b>	<b>0</b>	<b>0</b>	<b>0</b>	<b>0</b>

## JAYDEN PEEVY'S NFL STATISTICS

REGULAR SEASON		TACKLES										INTERCEPTIONS					FUMBLES			
Year	Team	GP	GS	Tot	Solo	Asst	Sk	Yds	QBP	TFL	No	Yds	Lg	TD	PD	FF	FR	Yds	SpT	
2022	Tennessee	1	0	0	0	0.0	0.0	0	0	0	0	0	0	0	0	0	0	0	0	
<b>NFL Totals</b>		<b>1</b>	<b>0</b>	<b>0</b>	<b>0</b>	<b>0.0</b>	<b>0.0</b>	<b>0</b>	<b>0</b>	<b>0</b>	<b>0</b>	<b>0</b>	<b>0</b>	<b>0</b>	<b>0</b>	<b>0</b>	<b>0</b>	<b>0</b>	<b>0</b>	





# 78 NICHOLAS PETIT-FRERE

**OFFENSIVE LINEMAN • 6'5" • 316 LBS • COLLEGE: OHIO STATE**  
**ACQUIRED: 3RD ROUND - 2022 • NFL EXPERIENCE (NFL/TITANS): 2/2**  
**HOMETOWN: TAMPA, FLA.**  
**GAMES PLAYED/GAMES STARTED: 16/16 (PLAYOFFS: 0/0)**



**PRO:** The Titans used their third-round selection in the 2022 NFL Draft on offensive lineman Nicholas Petit-Frere. The 6-foot-5-inch, 316-pounder from Ohio State brings strength and athleticism to the position group. As a rookie, he started 16 games at right tackle and helped running back Derrick Henry rush for 1,538 yards, which ranked second in the NFL. A native of Tampa, Fla., Petit-Frere played in 35 games with the Buckeyes and was a member of three consecutive Big Ten Conference championship teams.

#### CAREER HIGHLIGHTS:

- As a rookie in 2022, Petit-Frere started 16 games at right tackle. He joined Michael Roos (2005), Chance Warmack (2013) and Jack Conklin (2016) as the only offensive linemen in the franchise's "Titans era" (1999–present) to start at least 16 games as a rookie.

#### TITANS TIDBITS:

- Petit-Frere was about 270 pounds when he arrived at Ohio State, and it took him a while to get to his current weight around 315 pounds. During the COVID-19 pandemic, he learned how to cook to help him continue his weight progress. He still enjoys cooking to this day, especially a lot of pastas, but says he can cook anything. He really enjoys trying out new recipes.
- Petit-Frere is trying to learn how to play the piano after playing the cello in middle school.
- Petit-Frere worked for Metropolitan Ministries in high school and would like to continue to be involved in education and causes to help underprivileged children and victims of domestic violence.

#### CAREER TRANSACTIONS:

- The Tampa, Fla., native was selected by the Titans in the third round (69th overall) of the 2022 NFL Draft.

#### SEASON RECAPS:

**2022 (16/16):** Started 16 games at right tackle as a rookie and helped open holes for Derrick Henry to finish second in the NFL with 1,538 rushing yards. Was inactive for one contest.

- Against N.Y. Giants (9/11), made his NFL debut as a starter at right tackle and was a part of an offensive line that allowed just one sack for zero yards on 33 pass attempts.
- Against Las Vegas (9/25), started at right tackle and was a member of an offensive front that allowed just one sack on 27 pass attempts.
- At Indianapolis (10/2), started at right tackle and helped open holes for Derrick Henry to amass 114 rushing yards on 22 carries with a touchdown.
- At Washington (10/9), started at right tackle and helped Derrick Henry post 102 yards on the ground with two rushing scores.
- At Houston (10/30), started at right tackle and helped the Titans gain 314 rushing yards, the second-highest total in franchise history, including 219-yard, two-touchdown performance by Derrick Henry.
- Against Denver (11/13), started at right tackle and was a part of an offensive front that allowed just one sack on 36 pass attempts.
- At Green Bay (11/17), started at right tackle and blocked for an offense that amassed 408 total yards with four touchdowns.
- At L.A. Chargers (12/18), started at right tackle and opened holes for Derrick Henry to amass 104 rushing yards on 21 carries with a touchdown.
- Against Houston (12/24), started at right tackle and blocked for Derrick Henry to rush for 126 yards on 23 carries with a touchdown. Left the game in the third quarter with an injury.
- At Jacksonville (1/7), started at right tackle and helped open holes for Derrick Henry to amass 109 rushing yards.

#### COLLEGE:

- Played parts of four seasons at Ohio State and saw action in 35 career games with 20 starts. Was a member of three consecutive Big Ten Conference championship teams (2018-20) and was a part of two Ohio State teams that qualified for the College Football Playoffs (2019-2020).
- As a junior (2021), named first team All-Big Ten by both the coaches and media after starting all 12 games at left tackle. Earned first-team All-American honors by the Football Writers Association of America and CBS Sports. Helped Ohio State rank No. 1 in the nation in total offense and scoring offense. Was on the 2021 Outland Trophy watch list.
- As a sophomore (2020), received second-team All-Big Ten honors after starting seven games at right tackle for the eighth-ranked rushing attack in the country. Selected an Ohio State scholar-athlete and named Academic All-Big Ten.
- As a redshirt freshman (2019), saw action in 13 games with one start at left tackle against Northwestern.
- As a true freshman (2018), played in three games as a reserve before being redshirted. Named an Ohio State scholar-athlete.
- Graduated in the Fall of 2021 with a bachelor's degree in business marketing from Ohio State.

#### PERSONAL:

- Attended Berkeley Prep (Tampa, Fla.) and was the nation's consensus top-ranked offensive tackle prospect with ESPN, Rivals and 247Sport.
- Was a consensus five-star recruit and one of just three offensive tackles in the 2018 class to receive a five-star designation. Was selected to the Under Armour All-America Game.
- As a senior (2017), was named a finalist for the Franklin D. Watkins Memorial Trophy Award, given to the top African-American high school football player in the country.
- As a junior (2016), helped lead the Buccaneers to the Class 3A state semifinals.
- Also played basketball for three years and participated in track and field as a senior.
- Was nicknamed The Law Firm in high school.
- Is the son of Loris Petit-Frere, who is a first-generation American from Haiti.
- Last name is pronounced puh-TEET FRAIR.
- Follow Petit-Frere on Twitter at @NicholasPetit.
- Follow Petit-Frere on Instagram at @nicholas\_petitfrere.
- Born Nicholas Petit-Frere on Sept. 15, 1999 in Port St. Lucie, Fla.

### NICHOLAS PETIT-FRERE'S NFL STATISTICS

#### REGULAR SEASON

Year	Team	GP	GS
2022	Tennessee	16	16
<b>NFL Totals</b>		<b>16</b>	<b>16</b>

#### Starts Breakdown:

2022 - RT 16

#### Additional Career Statistics

Tackles - 1 (2022)



# 18 KYLE PHILIPS

**WIDE RECEIVER • 5'11" • 189 LBS • COLLEGE: UCLA**  
**ACQUIRED: 5TH ROUND - 2022 • HOMETOWN: SAN MARCOS, CALIF.**  
**NFL EXPERIENCE (NFL/TITANS): 2/2**  
**GAMES PLAYED/GAMES STARTED: 4/0 (PLAYOFFS: 0/0)**



**PRO:** The Titans selected Kyle Philips in the fifth round (163rd overall) of the 2022 NFL Draft to bring quickness, sure hands and precision route running to the wide receiving corps. The 5-foot-11-inch, 189-pounder possesses the abilities to contribute heavily as a slot receiver and in the return game. As a rookie, he posted eight receptions for 78 yards and averaged 12.4 yards on five punt returns in four games before ending the season on injured reserve. A native of San Marcos, Calif., Philips spent four seasons at UCLA, where he played in 34 games with 23 starts.

#### CAREER HIGHLIGHTS:

- As a junior at UCLA in 2021, Philips led the Bruins in receptions (59), receiving yards (739) and receiving touchdowns (10). He also led the team in punt returns (nine) and punt return average (22.6).
- As a redshirt freshman in 2019, he posted a career-high 60 receptions for 681 yards and five touchdowns.

#### TITANS TIDBITS:

- Philips' maternal grandfather was Japanese. His family was placed in the Japanese internment camps during World War II.
- His best friend is Terrell Burgess, a teammate at San Marcos (Calif.) High School and safety with the Los Angeles Rams.
- Philips claims one of his hidden talents is badminton, and he also considers himself an excellent barbecue grillmaster.
- He lists "The Office" as his favorite TV show to binge and "Step Brothers" as his favorite movie.

#### CAREER TRANSACTIONS:

- The San Marcos, Calif., native was selected by the Titans in the fifth round (163rd overall) of the 2022 NFL Draft.

#### SEASON RECAPS:

**2022 (4/0):** Saw action as a reserve in four games during his rookie campaign and caught eight passes for 78 yards. Returned five punts for 62 yards with a long return of 46 yards. Was inactive for two contests. Placed on injured reserve on Oct. 25 and missed the final 11 games. Led the team in receptions once in 2022 (vs. NYG). Led the team in receiving yards once in 2022 (vs. NYG).

- Against N.Y. Giants (9/11), made his NFL debut as a reserve at wide receiver and led the team with six receptions and 66 receiving yards. Returned four punts for 62 yards with a long return of 46 yards. Fielded his first career punt and raced up the left sideline for a 46-yard return to the Giants 45-yard line setting up the Titans' first scoring drive. Kept the Titans' second touchdown drive alive with a five-yard grab on third-and-five in the third quarter. Got the Titans in field goal range with a 21-yard catch along the sideline late in the fourth quarter.
- At Buffalo (9/19), played as a reserve at wide receiver and on special teams. Snared a five-yard reception.
- At Washington (10/9), played as a reserve at wide receiver and caught one pass for seven yards.

#### COLLEGE:

- In four years at UCLA, he started 23 of his 34 games and totaled 163 receptions for 1,821 yards and 17 touchdowns. Added 25 punt returns for 496 yards (19.8 avg.) with two touchdowns. Posted at least one reception in 32 of his 34 career games, including a reception streak of 29 games to end his career. Finished his career fourth on the all-time UCLA career receptions list. Became the first Bruin to lead the team in receptions in three straight seasons since Craig Bragg from 2001 to 2004.

- As a junior (2021), started nine of his 11 games played and caught 59 passes for 739 yards and 10 touchdowns. Led Pac-12 receivers with 10 touchdown catches. Ranked second in the Pac-12 in receiving yards per game (67.18) and third in the league in receptions per game average (5.36). Averaged 22.6 yards per punt return, including an 82-yard touchdown to help UCLA rate No. 1 in the NCAA in punt returns as a team. Named first-team All-Pac-12 by the league coaches and Phil Steele. Selected to the second-team All-Pac-12 team as a kick returner by league coaches and Phil Steele. Named second-team All-Pac-12 as a receiver/returner by Associated Press and PFF.

- As a sophomore (2020), saw action in all seven games, with six starts during a season that was shortened due to the COVID-19 pandemic. His 38 catches led the team and pushed him over the 100-career catch mark (27th Bruin to do so). Returned six punts for 77 yards (12.8 avg.). Named honorable mention All-Pac-12 by the league coaches and second-team All-Pac-12 by PFF and Phil Steele.

- As a redshirt freshman (2019), saw action in all 12 games, with eight starts. Totaled a career-high 60 receptions for 681 yards and five touchdowns. His 60 catches were the most ever by a freshman player at UCLA (redshirt or true). Became the first Bruin redshirt freshman to lead the team in receptions since 2001 (Craig Bragg). Totaled three or more catches in nine games. Had 10 catches at Stanford and his two 10-plus catch efforts rank tied for third on the all-time UCLA list (behind only J.J. Stokes and Jordan Lasley, who each had three). Helped UCLA rate second in the nation in punt return average with a 22.5 yards per return mark.

- As a freshman (2018), redshirted after seeing action as a reserve receiver and special teams performer in the first four games of the season.
- Graduated from UCLA in 2021 with a degree in political science.

#### PERSONAL:

- Married to Sierra.
- Attended San Marcos (Calif.) High School, where he was as a four-star recruit by ESPN.com and 247 Sports. He was rated 247's No. 43 recruit in the state of California and No. 208 in the nation, while rising to No. 263 on the ESPN 300 national list.
- As a high school senior in 2017, he produced 59 receptions for 1,318 yards and 10 touchdowns, and he was credited with 26 tackles and a pair of interceptions on defense.
- As a high school junior, he caught 65 passes for 909 yards and 11 touchdowns.
- Also participated on his high school's track and field team.
- The son of Michael and Christie Philips, he has an older sister (McKenzie) and a brother-in-law (Trevor).
- Follow Philips on Twitter at @kylephilips17.
- Follow Philips on Instagram at @kylephilips.
- Born Kyle Michael Philips on June 17, 1999 in Las Vegas, Nev.

## KYLE PHILIPS' OFFENSIVE GAME-BY-GAME

2022 Tennessee Titans				RECEIVING					
Date	Opp.	W/L	P/S	No	Yds	Avg	Lg	TD	
Sept 11	NYG	L	p	6	66	11.0	21	0	
Sept 19	@ Buf	L	p	1	5	5.0	5	0	
Sept 25	LV	W	IA						
Oct 2	@ Ind	W	p	0	0	-	0	0	
Oct 9	@ Was	W	p	1	7	7.0	7	0	
Oct 23	Ind	W	IA						
Oct 30	@ Hou			Placed on injured reserve on Oct. 25					
<b>Totals</b>		<b>4-2</b>	<b>4/0</b>	<b>8</b>	<b>78</b>	<b>9.8</b>	<b>21</b>	<b>0</b>	

## KYLE PHILIPS' RETURN GAME-BY-GAME

2022 Tennessee Titans				PUNT RETURNS						KICKOFF RETURNS					
Date	Opp	W-L	P/S	No	FC	Yds	Avg	Lg	TD	No	Yds	Avg	Lg	TD	
Sept 11	NYG	L	p	4	2	62	15.5	46	0	0	0	-	0	0	
Sept 19	@ Buf	L	p	1	0	0	0.0	0	0	0	0	-	0	0	
Sept 25	LV	W	IA												
Oct 2	@ Ind	W	p	0	0	0	0.0	0	0	0	0	-	0	0	
Oct 9	@ Was	W	p	0	0	0	0.0	0	0	0	0	-	0	0	
Oct 23	Ind	W	IA												
Oct 30	@ Hou			Placed on injured reserve on Oct. 25											
<b>Totals</b>		<b>4-2</b>	<b>4/0</b>	<b>5</b>	<b>2</b>	<b>62</b>	<b>12.4</b>	<b>46</b>	<b>0</b>	<b>0</b>	<b>0</b>	<b>-</b>	<b>0</b>	<b>0</b>	

## KYLE PHILIPS' NFL STATISTICS

REGULAR SEASON				RECEIVING						RUSHING				
Year	Team	GP	GS	No	Yds	Avg	Lg	TD	Att	Yds	Avg	Lg	TD	
2022	Tennessee	4	0	8	78	9.8	21	0	0	0	-	0	0	
<b>NFL Totals</b>		<b>4</b>	<b>0</b>	<b>8</b>	<b>78</b>	<b>9.8</b>	<b>21</b>	<b>0</b>	<b>0</b>	<b>0</b>	<b>-</b>	<b>0</b>	<b>0</b>	

REGULAR SEASON				PUNT RETURNS				KICKOFF RETURNS				
Year	Team	No	FC	Yds	Avg	Lg	TD	No	Yds	Avg	Lg	TD
2022	Tennessee	5	2	62	12.4	46	0	0	0	-	0	0
<b>NFL Totals</b>		<b>5</b>	<b>2</b>	<b>62</b>	<b>12.4</b>	<b>46</b>	<b>0</b>	<b>0</b>	<b>0</b>	<b>-</b>	<b>0</b>	<b>0</b>

### Single-Game Highs

Receptions - 6 vs. N.Y. Giants (9/11/22)


Receiving Yards - 66 vs. N.Y. Giants (9/11/22)

Long Reception - 21 vs. N.Y. Giants (9/11/22)

Punt Returns - 4 vs. N.Y. Giants (9/11/22)

Punt Return Yards - 62 vs. N.Y. Giants (9/11/22)

Punt Return Long - 46 vs. N.Y. Giants (9/11/22)



# 86 KEVIN RADER

**TIGHT END • 6'4" • 250 LBS • COLLEGE: YOUNGSTOWN STATE**  
**ACQUIRED: FREE AGENT - 2022 • NFL EXPERIENCE (NFL/TITANS): 3/2**  
**HOMETOWN: PITTSBURGH, PA.**  
**GAMES PLAYED/GAMES STARTED: 21/4 (PLAYOFFS: 2/0)**



**PRO:** The Titans signed Kevin Rader to their practice squad just before the start of the 2022 regular season and elevated him to the active roster prior to Week 3. Prior to his arrival in Tennessee, the 6-foot-4-inch, 250-pounder played in seven games with two starts and amassed two receptions for eight yards with the Pittsburgh Steelers. Rader was originally signed by the Green Bay Packers as an undrafted free agent following the 2018 NFL Draft. The Pittsburgh, Pa., native spent the last two campaigns with the Steelers.

#### CAREER HIGHLIGHTS:

- In 2022, Rader established career-best totals with 14 games played, two starts and nine special teams tackles.
- In 2021, Rader set career-high marks with two receptions for eight yards in six games.

#### TITANS TIDBITS:

- Rader went on an 8,000-calorie-a-day diet one offseason in college in order to try to add 50 extra pounds and bulk up for the following season.
- As a senior, Rader was the recipient of the William Wallace Watson Scholarship which is given to a passionate Youngstown State student-athlete for whom it will make a difference in their life.

#### CAREER TRANSACTIONS:

- The Pittsburgh, Pa., native was signed by the Green Bay Packers as an undrafted free agent on May 4, 2018.
- Waived by the Packers on Sept. 1, 2018.
- Signed by the Pittsburgh Steelers to a reserve/futures contract on Jan. 9, 2019.
- Waived by the Steelers on Aug. 31, 2019 and signed to the team's practice squad a day later.
- Waived by the Steelers on Sept. 5, 2020 and signed to the team's practice squad a day later.
- Signed by the Steelers to their active roster from the practice squad on Nov. 24, 2020.
- Waived by the Steelers on Aug. 31, 2021 and signed to the team's practice squad a day later.
- Signed by the Steelers to their active roster from the practice squad on Nov. 8, 2021.
- Waived by the Steelers on Aug. 30, 2022.
- Signed by the Titans to the team's practice squad on Sept. 1, 2022.
- Signed by the Titans to the team's active roster off of the practice squad on Sept. 22, 2022.

#### SEASON RECAPS:

- 2022 (14/2 - Tennessee):** Saw action in 14 games with two starts at tight end in his first season with the Titans. Ranked fourth on the team with nine special teams tackles. Was inactive for one contest. Spent the first two games on the Titans' practice squad. Led or tied for the team lead in special teams tackles three times (at WAS, vs. JAX, at LAC).
- Against Las Vegas (9/25), made his Titans debut as a reserve at tight end and on special teams.
  - At Washington (10/9), led the team with a career-high three special teams tackles on coverage units.
  - At Houston (10/30), played as a reserve at tight end and helped open holes for Titans' ball carriers to gain 314 rushing yards, the second-highest total in franchise history, including a 219-yard, two-touchdown performance by Derrick Henry.
  - Against Cincinnati (11/27), made his first start at tight end with the Titans.

- At Philadelphia (12/4), played as a reserve at tight end and on special teams. Collected a special teams tackle on coverage units.
- Against Jacksonville (12/11), started at tight end and posted a special teams tackle on coverage units.
- At L.A. Chargers (12/18), tied for the team lead with two special teams tackles on coverage units.

**2021 (6/1, 1/0 - Pittsburgh):** Saw action in six games with one start and caught two passes for eight yards, all of which set career-high marks. Spent nine weeks on the Steelers' practice squad. Was inactive for two contests.

- Against Chicago (11/8), tallied one-yard reception in his season debut.
- At Kansas City (12/26), notched one reception for a career-long seven yards.

**2020 (1/1, 1/0 - Pittsburgh):** Made his NFL debut and started in one game on the season. Was inactive for three contests. Spent 10 weeks on the Steelers' practice squad.

- At Cleveland (1/3/), made his first career start in his NFL debut.

**2019 (0/0 - Pittsburgh):** Spent 15 weeks on the Steelers' practice squad.

#### COLLEGE:

- Played in 45 games over four seasons at Youngstown State (2014-17) and caught 41 passes for 601 yards and four touchdowns during his career.
- As a senior (2017), started in 11 games and tallied 22 receptions for 272 yards and two touchdowns.
- As a junior (2016), played in a career-high 16 games with 13 starts and tallied 17 receptions for 285 yards and two touchdowns.
- As a sophomore (2015), saw action in 11 games with two starts, recording two catches for 44 yards in his first season playing tight end.
- As a redshirt freshman (2014), played in five games as a reserve on the defensive line and recorded one tackle.
- Redshirted in 2013.
- Majored in management at Youngstown State.

#### PERSONAL:

- Attended Pine Richland (Pa.) High School and was an all-conference selection as a defensive end.
- Son of Janet and Eric Rader.
- Has one brother and one sister.
- Born Kevin Charles Rader on April 26, 1995 in Pittsburgh, Pa.

## KEVIN RADER'S TITANS GAME-BY-GAME

2022 Tennessee Titans				RECEIVING														
Date	Opp.	W/L	P/S	No	Yds	Avg	Lg	TD										
Sept 11	NYG	L	PS						Dec 4	@	Phi	L	p	0	0	-	0	0
Sept 19	@ Buf	L	PS						Dec 11		Jax	L	S	0	0	-	0	0
Sept 25	LV	W	p	0	0	-	0	0	Dec 18	@	LAC	L	p	0	0	-	0	0
Oct 2	@ Ind	W	p	0	0	-	0	0	Dec 24		Hou	L	p	0	0	-	0	0
Oct 9	@ Was	W	p	0	0	-	0	0	Dec 29		Dal	L	p	0	0	-	0	0
Oct 23	Ind	W	p	0	0	-	0	0	Jan 7	@	Jax	L	p	0	0	-	0	0
Oct 30	@ Hou	W	p	0	0	-	0	0	<b>Totals</b>					<b>7-10</b>	<b>14/2</b>	<b>0</b>	<b>0</b>	<b>0</b>
Nov 6	@ KC	L	p	0	0	-	0	0										
Nov 13	Den	W	p	0	0	-	0	0										
Nov 17	@ GB	W	IA															
Nov 27	Cin	L	S	0	0	-	0	0										

## KEVIN RADER'S NFL STATISTICS

REGULAR SEASON				RECEIVING					RUSHING				
Year	Team	GP	GS	No	Yds	Avg	Lg	TD	Att	Yds	Avg	Lg	TD
2020	Pittsburgh	1	1	0	0	-	0	0	0	0	-	0	0
2021	Pittsburgh	6	1	2	8	4.0	7	0	0	0	-	0	0
2022	Tennessee	14	2	0	0	-	0	0	0	0	-	0	0
<b>NFL Totals</b>		<b>21</b>	<b>4</b>	<b>2</b>	<b>8</b>	<b>4.0</b>	<b>7</b>	<b>0</b>	<b>0</b>	<b>0</b>	<b>-</b>	<b>0</b>	<b>0</b>

PLAYOFFS				RECEIVING					RUSHING				
Year	Team	GP	GS	No	Yds	Avg	Lg	TD	Att	Yds	Avg	Lg	TD
2020	Pittsburgh	1	0	0	0	-	0	0	0	0	-	0	0
2021	Pittsburgh	1	0	0	0	-	0	0	0	0	-	0	0
<b>Playoff Totals</b>		<b>2</b>	<b>0</b>	<b>0</b>	<b>0</b>	<b>-</b>	<b>0</b>	<b>0</b>	<b>0</b>	<b>0</b>	<b>-</b>	<b>0</b>	<b>0</b>

### Single-Game Highs

Receptions - 1 (Twice, last at Kansas City 12/26/21)  
 Receiving Yards - 7 at Kansas City (12/26/21)  
 Long Reception - 7 at Kansas City (12/26/21)

### Additional Statistics

Special Teams Tackles - 9 (2022)



# 75 DILLON RADUNZ

**OFFENSIVE LINEMAN • 6'6" • 301 LBS • COLLEGE: NORTH DAKOTA STATE**  
**ACQUIRED: 2ND ROUND - 2021 • NFL EXPERIENCE (NFL/TITANS): 3/3**  
**HOMETOWN: BECKER, MINN.**  
**GAMES PLAYED/GAMES STARTED: 23/5 (PLAYOFFS: 0/0)**



**PRO:** The Titans used their second-round selection in the 2021 NFL Draft on offensive lineman Dillon Radunz (pronounced "RAY-dinz"), who brings athleticism and versatility to the position group. During his first two seasons, the 6-foot-6-inch, 301-pounder appeared in 23 games with five starts. A native of Becker, Minn., Radunz declared for the NFL Draft after North Dakota State's lone fall game his senior season, choosing to forego the Bisons' spring football schedule. He started 32 collegiate games at NDSU and was a member of four Missouri Valley Football Conference championship teams and three NCAA Division I football national championships.

#### CAREER HIGHLIGHTS:

- In 2022, Radunz set a career high with four starts, including two starts at right guard and two starts at left guard.
- In 2021, Radunz logged his first career NFL start at left tackle on Thursday Night Football against San Francisco (12/23).

#### TITANS TIDBITS:

- Radunz has a long history with the jersey number 75. At Becker (Minn.) High School, No. 75 was passed down from the previous player of the year to him. After he won the player of the year award, he passed it on to the next winner. Then he was issued the number at North Dakota State and later passed it on to his younger brother, Nick.
- The community fellowship program Alcoholics Anonymous has a special place in Radunz's life due to his father's struggles with alcoholism. His father, Jeff, passed away at the age of 45 in an alcohol-related incident when Dillon was 12.
- During the COVID-19 pandemic in 2020-21, Radunz took up golfing and went hog hunting for the first time in Oklahoma. He is also trying to learn how to play the guitar.

#### CAREER TRANSACTIONS:

- The Becker, Minn., native was selected by the Titans in the second round (53rd overall) of the 2021 NFL Draft.

#### SEASON RECAPS:

**2022 (11/4):** Saw action in 11 games with four starts, two at left guard and two at right guard. Also saw action as a reserve at left tackle. Did not play in three games. Placed on injured reserve on Dec. 21 and missed the final three contests.

- At Washington (10/9), made his first start of the season at right guard and helped create running lanes for Derrick Henry to post 102 yards on the ground with two rushing scores.
- Against Indianapolis (10/23), started at right guard and blocked for Derrick Henry to collect 128 yards on the ground.
- At Green Bay (11/17), made his first career start at left guard and blocked for an offense that amassed 408 total yards with four touchdowns.
- Against Cincinnati (11/27), started at left guard.
- At Philadelphia (12/4), played as a reserve at right guard late in the fourth quarter.
- At L.A. Chargers (12/18), played as a reserve at left tackle before leaving the game in the second quarter with an injury.

**2021 (12/1, 0/0):** Played in 12 games with one start at left tackle during his rookie campaign. Was inactive for five regular season games and the postseason contest. Made his NFL debut at Seattle (9/19/21). Made his first career NFL start against San Francisco (12/23/21).

- At Seattle (9/19), saw action in his first NFL contest on special teams.

- Against Kansas City (10/24), saw significant action at left guard after Rodger Saffold III left the game with an injury. Played limited snaps at right guard after Nate Davis left the game briefly with an injury. Helped block for an offense that registered 369 total yards while only allowing one sack on 28 pass attempts.

- At Indianapolis (10/31), entered the game at right guard late in the third quarter after Nate Davis left with an injury.
- At L.A. Rams (11/7), saw action on special teams and as an extra tight end in jumbo sets.
- At New England (11/28), played as a reserve at left guard for the final series.
- Against San Francisco (12/23), made his first career NFL start at left tackle. Helped the Titans convert a season-high nine third downs on 16 attempts in the game, while scoring on four of its five possessions in the second half.
- Against Miami (1/2), played as a reserve at left guard late in the fourth quarter.

#### COLLEGE:

- Played parts of four seasons at North Dakota State and saw action in 33 career games with 32 starts. Was a member of four Missouri Valley Football Conference championship teams and three NCAA Division I football national championships. Selected as a two-time FCS All-American and 2019 consensus first-team pick.
- As a senior (2020), made his 32nd consecutive and final start at left tackle for the Bison in the Oct. 3 season opener. Participated in the 2021 Reese's Senior Bowl.
- As a junior (2019), was a consensus first team All-American by the Associated Press, AFCA, STATS, HERO Sports, FCS Athletic Directors Association, Walter Camp Football Foundation, Phil Steele and Athlon Sports. Named All-Missouri Valley Football Conference first team after starting all 16 games at left tackle. NDSU rushed for a school-record 4,601 yards and ranked fourth in the FCS with 287.6 rushing yards per game.
- As a sophomore (2018), named All-Missouri Valley Football Conference second team after starting all 15 games at left tackle. Selected HERO Sports FCS sophomore All-American.
- As a redshirt freshman (2017), suffered a season-ending injury in the season opener.
- As a true freshman (2016), redshirted.
- Graduated in December 2020 with a bachelor's degree in industrial engineering and management from North Dakota State.

#### PERSONAL:

- Married to Abbi.
- Attended Becker (Minn.) High School and was a two-year starting left tackle for the back-to-back Minnesota Class 4A state champions in 2014 and 2015. His team went 25-1 over the two title-winning seasons.
- As a senior (2015), was a Top 10 finalist for Mr. Football in Minnesota while helping pave the way for a team that rushed for 3,091 yards and passed for 2,251 yards with 77 touchdowns.
- In 2015, was a team captain and district MVP who earned all-state recognition from the Associated Press, KARE-11 TV and Minnesota Vikings along with all-conference and all-metro honors.
- As a defensive lineman, finished his high school career with 99 solo tackles and 64 assisted tackles, including 14 quarterback sacks.
- Was named all-conference in basketball, where he was a three-year starter.
- Also competed in track and field and was a sixth-place finisher in the shot

put at the 2015 Class 2A state meet.

- Has an older sister, Danielle, and a younger brother, Nick, who is an offensive lineman who joined the North Dakota State football program in spring 2020.
- Last name is pronounced RAY-dinz.
- Follow Radunz on Twitter at @DillonRadunz.
- Follow Radunz on Instagram at @dillon.radunz.
- Born Dillon Jeffrey Radunz on March 28, 1998 in St. Cloud, Minn.

## DILLON RADUNZ'S NFL STATISTICS

### REGULAR SEASON

Year	Team	GP	GS
2021	Tennessee	12	1
2022	Tennessee	11	4
<b>NFL Totals</b>		<b>23</b>	<b>5</b>

### PLAYOFFS

Year	Team	GP	GS
2021	Tennessee	0	0
<b>NFL Totals</b>		<b>0</b>	<b>0</b>

### Starts Breakdown:

2021 - LT 1; 2022 - RG - 2, LG - 2

### Additional Career Statistics

Misc. Tackles - 1 (2021)



# 56 MONTY RICE

LINEBACKER • 6'0" • 233 LBS • COLLEGE: GEORGIA

ACQUIRED: 3RD ROUND - 2021

NFL EXPERIENCE (NFL/TITANS): 3/3 • HOMETOWN: HUNTSVILLE, ALA.

GAMES PLAYED/GAMES STARTED: 23/10 (PLAYOFFS: 0/0)



**PRO:** The Titans selected Monty Rice in the third round of the 2021 NFL Draft. In his first two NFL seasons, he saw action in 23 games with 10 starts at inside linebacker. The 6-foot, 233-pound defender possesses excellent speed, physicality and the instincts required to run and cover successfully at the linebacking position. The Huntsville, Ala., native appeared in 47 games with 28 starts during a four-year career (2017-20) at Georgia, where he tallied 219 tackles, 10.5 tackles for loss, two sacks, 21 quarterback pressures, five passes defended, three forced fumbles and one fumble recovery returned for a touchdown. As a senior in 2020, Rice was a finalist for the Butkus Award and earned Associated Press All-SEC first-team honors.

### CAREER HIGHLIGHTS:

- In 2022, Rice returned from an injury that ended his rookie campaign and played in 13 games with six starts. He ranked fourth on the team with 63 total tackles.
- Rice appeared in 10 games with four starts as a rookie in 2021, registering 30 tackles, one pass defended and six tackles on special teams.
- In his final season at Georgia in 2020, he was named a finalist for the Butkus Award, which recognizes the nation's best linebacker, after amassing 49 tackles, four tackles for loss, one sack, one pass defended, two forced fumbles and one fumble recovery returned for a score.

### TITANS TIDBITS:

- A Huntsville, Ala., native, Rice grew up about two hours outside of Nashville. As a child, Rice attended about 10 Titans games, including the memorable Titans-Cardinals game on Nov. 29, 2009 (Titans 20, Cardinals 17). His favorite Titans players were Chris Johnson, Keith Bulluck and Kyle Vanden Bosch.
- Rice has a tattoo on his right forearm of his cousin's name, Haraesheo Rice. Haraesheo, who suffered from mental illness, was shot and killed by police in Huntsville in September 2017. 'I think about my cousin a lot. I know he's looking down on me smiling, watching what I'm doing,' Rice said. 'We used to live together. We were real close.'
- He has a black lab named Shadow.

### CAREER TRANSACTIONS:

- The Huntsville, Ala., native was selected by the Titans in the third round (92nd overall) of the 2021 NFL Draft.

### SEASON RECAPS:

**2022 (13/6):** Played in 13 games with six starts at linebacker and ranked fourth on the team with 63 tackles. Posted three quarterback pressures, four stops for loss, a pass defended and three special teams stops. Spent the first four weeks of the season on the reserve/physically unable to perform list before being activated on Oct. 8. Led the team in tackles four times (vs. JAX, vs. HOU, vs. DAL, at JAX).

- At Washington (10/9), made his season debut as a reserve on special teams.
- Against Denver (11/13), made his first start of the season at linebacker and posted seven tackles, including a stop for loss. Combined with Roger McCreary to stonewall Melvin Gordon for one-yard loss on a rush off right tackle in the first quarter. Teamed with Dylan Cole to stuff Latavius Murray for a one-yard loss on a rush off right guard in the second quarter.
- At Green Bay (11/17), started at linebacker and registered three tackles.
- At Philadelphia (12/4), saw action as a reserve at linebacker and produced six tackles, including a stop for loss. Collected a special teams stop on coverage units. Stuffed Boston Scott for a two-yard loss on a rush

off left end in the final stanza.

- Against Jacksonville (12/11), started at linebacker and led the team with a career-best 12 tackles, including a stop for loss. Combined with Bud Dupree to stuff Travis Etienne Jr. for a one-yard loss on a rush up the middle in the second quarter. Stonewalled Etienne Jr. for no gain on a rush off left guard in the second stanza. Stopped Etienne Jr. for no gain on a rush off right guard in the fourth quarter.
- At L.A. Chargers (12/18), started at linebacker and recorded five tackles, a quarterback pressure and a pass defended. Halted a Chargers' drive by breaking up a deep pass intended for Keenan Allen on third-and-three in the second quarter.
- Against Houston (12/24), started at linebacker and led the team with nine tackles.
- Against Dallas (12/29), started at linebacker and led the team with a career-best 13 tackles, including a stop for loss and two quarterback pressures. Shot through the line and stopped Malik Davis for a one-yard loss on a rush up the middle in the first quarter. Stuffed Davis for no gain on a rush off left tackle late in the third stanza.
- At Jacksonville (1/7), played as a reserve at linebacker and led the team with eight tackles.

**2021 (10/4, 0/0):** Played in 10 games with four starts at linebacker during his rookie campaign and registered 30 tackles, a pass defended and six special teams stops. Was inactive for two games. Placed on injured reserve on Nov. 30 and missed the final five regular season games and the postseason contest. Led the team in tackles once (vs. NO). Led or tied for the team lead in special teams tackles three times (at NYJ, at LAR, vs. HOU). Made his NFL debut against Arizona (9/12/21). Made his first career NFL start at Indianapolis (10/31/21).

- Against Arizona (9/12), saw action in his first NFL contest and collected two tackles.
- At Jacksonville (10/10), saw action as a reserve at linebacker and on special teams before leaving the game in second quarter with an injury.
- At Indianapolis (10/31), made his first career NFL start at linebacker and posted a career-high seven tackles with a pass defended. Stuffed Kylen Granson for no gain on a short pass in the opening quarter. Broke up a pass intended for Jonathan Taylor in overtime.
- At L.A. Rams (11/7), led the team with two special teams tackles on coverage units.
- Against New Orleans (11/14), started at linebacker and led the team with 10 tackles. Notched a special teams tackle on coverage units. Stuffed Mark Ingram for no gain on a rush up the middle in the second quarter.
- Against Houston (11/21), started at linebacker and totaled seven tackles. Notched a special teams stop on coverage units. Teamed with Harold Landry III to stuff David Johnson for a one-yard loss in the fourth quarter. Stopped Rex Burkhead for no gain on a rush up the middle late in the fourth quarter.
- At New England (11/28), started at linebacker and recorded four tackles and a special teams stop before leaving the game in the second quarter with an injury. Teamed with Kevin Byard to stuff Damien Harris for no gain on a rush up the middle in the first quarter.

### COLLEGE:

- In four seasons at Georgia (2017-20), Rice appeared in 47 games with 28 starts. He tallied 219 tackles, 10.5 tackles for loss, two sacks, 21 quarterback pressures, five passes defended, three forced fumbles and one fumble recovery returned for a touchdown.
- As a senior (2020), appeared in nine games and made eight starts.



Posted 49 tackles, four tackles for loss, one sack, one pass defended, five quarterback pressures, two forced fumbles and one fumble recovery returned for a score. Was a finalist for the Butkus Award, given to the nation's best linebacker. Earned All-SEC first-team honors by the Associated Press and All-America second-team recognition by The Athletic.

- As a junior (2019), started all 14 games and notched a team-leading 89 tackles, three tackles for loss, 14 quarterback pressures and three passes defended. Earned Associated Press All-SEC second-team recognition. Co-winner of Georgia's Vince Dooley Defensive MVP award.
- As a sophomore (2018), played in nine games and made five starts. Finished as Georgia's third-leading tackler with 59 stops. Also posted 1.5 tackles for loss, one sack, two quarterback pressures, one pass defended and one forced fumble.
- As a freshman (2017), saw action in 14 games and made one start. Tallied 22 tackles and two tackles for loss.
- Majored in sociology at Georgia.

**PERSONAL:**

- Attended James Clemens (Ala.) High School where he earned Alabama Sports Writers Association Class 7A first team defense recognition after posting 137 tackles, one sack, four interceptions, one blocked punt for a touchdown, and four total touchdowns as a senior in 2016.

- Tabbed as a four-star prospect by PrepStar, ESPN, and Scout.com, and a three-star prospect by 247Sports and Rivals. Ranked as the No. 9 inside linebacker nationally by Scout, No. 11 by ESPN, No. 33 by 247Sports, and No. 34 by Rivals.
- As a junior, totaled 79 tackles, 11.0 tackles for loss, three quarterback hurries, three interceptions, five passes defended, three forced fumbles and three fumble recoveries.
- Also participated in track, competing in the shotput and 60-meter dash.
- Has one older brother and one younger brother.
- Son of Shavita Rice.
- Follow Rice on Twitter at @ricemonty and on Instagram at @mrice\_32.
- Born Montavian Lamar Rice-Jordan on Jan. 8, 1999 in Huntsville, Ala.

**MONTY RICE'S GAME-BY-GAME**

**2021 Tennessee Titans**

Date	Opp	W/L	P/S	Tot	Solo	Asst	Sk	- Yds	QBP	TFL	Int	- Yds	-TD	PD	FF	FR	- Yds	SpT	
Sept 12	Ari	L	p	2	1	1	0.0	0.0	0	0	0	0	0	0	0	0	0	0	0
Sept 19	@ Sea	W	p	0	0	0	0.0	0.0	0	0	0	0	0	0	0	0	0	0	0
Sept 26	Ind	W	p	0	0	0	0.0	0.0	0	0	0	0	0	0	0	0	0	0	0
Oct 3	@ NYJ	L	p	0	0	0	0.0	0.0	0	0	0	0	0	0	0	0	0	0	1
Oct 10	@ Jax	W	p	0	0	0	0.0	0.0	0	0	0	0	0	0	0	0	0	0	0
Oct 18	Buf	W	IA																
Oct 24	KC	W	IA																
Oct 31	@ Ind	W	S	7	4	3	0.0	0.0	0	0	0	0	0	1	0	0	0	0	0
Nov 7	@ LAR	W	p	0	0	0	0.0	0.0	0	0	0	0	0	0	0	0	0	0	2
Nov 14	NO	W	S	10	6	4	0.0	0.0	1	0	0	0	0	0	0	0	0	0	1
Nov 21	Hou	L	S	7	3	4	0.0	0.0	0	0	0	0	0	0	0	0	0	0	1
Nov 28	@ NE	L	S	4	1	3	0.0	0.0	0	0	0	0	0	0	0	0	0	0	1
Dec 12	Jax																		
Dec 19	@ Pit																		
Dec 23	SF																		
Jan 2	Mia																		
Jan 9	@ Hou																		
<b>Totals</b>				<b>8-4</b>	<b>10/4</b>	<b>30</b>	<b>15</b>	<b>15</b>	<b>0.0</b>	<b>0.0</b>	<b>1</b>	<b>0</b>	<b>0</b>	<b>0</b>	<b>1</b>	<b>0</b>	<b>0</b>	<b>0</b>	<b>6</b>

Placed on injured reserve on Nov. 30, 2021

**2022 Tennessee Titans**

Date	Opp	W/L	P/S	Tot	Solo	Asst	Sk	- Yds	QBP	TFL	Int	- Yds	-TD	PD	FF	FR	- Yds	SpT	
Sept 11	NYG	L	PUP																
Sept 19	@ Buf	L	PUP																
Sept 25	LV	W	PUP																
Oct 2	@ Ind	W	PUP																
Oct 9	@ Was	W	p	0	0	0	0.0	0.0	0	0	0	0	0	0	0	0	0	0	0
Oct 23	Ind	W	p	0	0	0	0.0	0.0	0	0	0	0	0	0	0	0	0	0	1
Oct 30	@ Hou	W	p	0	0	0	0.0	0.0	0	0	0	0	0	0	0	0	0	0	0
Nov 6	@ KC	L	p	0	0	0	0.0	0.0	0	0	0	0	0	0	0	0	0	0	1
Nov 13	Den	W	S	7	4	3	0.0	0.0	0	1	0	0	0	0	0	0	0	0	0
Nov 17	@ GB	W	S	3	1	2	0.0	0.0	0	0	0	0	0	0	0	0	0	0	0
Nov 27	Cin	L	p	0	0	0	0.0	0.0	0	0	0	0	0	0	0	0	0	0	0
Dec 4	@ Phi	L	p	6	3	3	0.0	0.0	0	1	0	0	0	0	0	0	0	0	1
Dec 11	Jax	L	S	12	7	5	0.0	0.0	0	1	0	0	0	0	0	0	0	0	0
Dec 18	@ LAC	L	S	5	2	3	0.0	0.0	1	0	0	0	0	1	0	0	0	0	0
Dec 24	Hou	L	S	9	7	2	0.0	0.0	0	0	0	0	0	0	0	0	0	0	0
Dec 29	Dal	L	S	13	8	5	0.0	0.0	2	1	0	0	0	0	0	0	0	0	0
Jan 7	@ Jax	L	p	8	4	4	0.0	0.0	0	0	0	0	0	0	0	0	0	0	0
<b>Totals</b>				<b>7-10</b>	<b>13/6</b>	<b>63</b>	<b>36</b>	<b>27</b>	<b>0.0</b>	<b>0.0</b>	<b>3</b>	<b>4</b>	<b>0</b>	<b>0</b>	<b>1</b>	<b>0</b>	<b>0</b>	<b>0</b>	<b>3</b>

**MONTY RICE'S NFL STATISTICS**

REGULAR SEASON		TACKLES								INTERCEPTIONS					FUMBLES				
Year	Team	GP	GS	Tot	Solo	Asst	Sk	Yds	QBP	TFL	No	Yds	Lg	TD	PD	FF	FR	Yds	SpT
2021	Tennessee	10	4	30	15	15	0.0	0.0	1	0	0	0	0	1	0	0	0	0	6
2022	Tennessee	13	6	63	36	27	0.0	0.0	3	4	0	0	0	1	0	0	0	0	3
<b>NFL Totals</b>		<b>23</b>	<b>10</b>	<b>93</b>	<b>51</b>	<b>42</b>	<b>0.0</b>	<b>0.0</b>	<b>4</b>	<b>4</b>	<b>0</b>	<b>0</b>	<b>0</b>	<b>2</b>	<b>0</b>	<b>0</b>	<b>0</b>	<b>0</b>	<b>9</b>

**Single-Game Highs**

- Tackles - 13 vs. Dallas (12/29/22)
- Tackle For Loss - 1 (Four times, last vs. Dallas 12/29/22)
- Quarterback Pressures - 2 vs. Dallas (12/29/22)
- Passes Defended - 1 (Twice, last at L.A. Chargers 12/18/22)

Special Teams Tackles - 2 at L.A. Rams (11/7/21)



# 83 JUSTIN RIGG

**TIGHT END • 6'6" • 259 LBS • COLLEGE: KENTUCKY**  
**ACQUIRED: FREE AGENT - 2023 • NFL EXPERIENCE (NFL/TITANS): 1/1**  
**HOMETOWN: SPRINGBORO, OHIO**  
**GAMES PLAYED/GAMES STARTED: 0/0 (PLAYOFFS: 0/0)**



**PRO:** The Titans signed Justin Rigg as a free agent during the 2023 offseason to add depth to their tight end corps. The 6-foot-6-inch, 259-pounder entered the NFL in 2022 as a rookie free agent with the Cincinnati Bengals. After spending his initial training camp with the Bengals, he had a brief stint on the Pittsburgh Steelers practice squad. Prior to entering the NFL, the Springboro, Ohio, native set a school record at Kentucky by appearing in 63 total games, which included 35 starts.

#### TITANS TIDBITS:

- Rigg received two degrees from the University of Kentucky—the first in agricultural economics in 2020 and the second in communications in 2021.
- He comes from a football family, beginning with his grandfather, Joe Miko, who played football at Ohio University. His brothers, Jordan and Jake, played at Miami (Ohio) University and Walsh University, respectively.
- He is a movie buff and lists “The Dark Knight,” “The Shawshank Redemption” and the Marvel movies among his favorites.

#### CAREER TRANSACTIONS:

- The Springboro, Ohio, native was signed by the Cincinnati Bengals as an undrafted free agent on May 13, 2022.
- Waived by the Bengals on Aug. 30, 2022.
- Signed by the Pittsburgh Steelers to the team’s practice squad on Sept. 2, 2022.
- Released by the Steelers on Sept. 13, 2022.
- Signed by the Titans as a free agent on Jan. 12, 2023.

#### SEASON RECAPS:

**2022 (0/0):** Spent the first week of the season on the Pittsburgh Steelers practice squad.

#### COLLEGE:

- Spent six total seasons at Kentucky (2016-21) that included a redshirt year (2016) and an extra year of eligibility granted due to the COVID-19 pandemic. He was a five-year letter winner (2017-21), appearing in 63 games with 35 starts during his career with the Wildcats. His totals included 50 receptions for 547 yards and six touchdowns, and he also contributed heavily to the running game as a blocking tight end.
- In 2021, started all 13 games and set career highs with 20 receptions,

189 receiving yards and four touchdowns. He ranked third on the team in receptions.

- In 2020, played in nine games with eight starts and caught 12 passes for 145 yards and a touchdown.
- In 2019, played in 13 games, starting 12. Caught 11 passes for 128 yards and a score. Blocked for a rushing attack that led the SEC and ranked fourth in the nation with 278.8 yards per game.
- In 2018, played in all 13 games with two starts. Produced four catches for 45 yards.
- In 2017, played in all 13 games and totaled three receptions for 40 yards.
- Redshirted in 2016 after suffering an injury in the third game of the season. Named to SEC First-Year Academic Honor Roll.
- Graduated from Kentucky with a degree in agricultural economics in 2020 and with a degree in communications in 2021.

#### PERSONAL:

- Attended Springboro (Ohio) High School, where he caught 35 passes for 394 yards and one touchdown as a senior. Named to the Greater Western Ohio All-Conference team.
- Also served as team captain on his high school basketball team, averaging 9.4 points and 8.0 rebounds per game as a senior.
- Son of Jay and Robin Rigg.
- Has two brothers, Jake and Jordan.
- Born Justin Glenn Rigg on March 13, 1998 in Dayton, Ohio.

## JUSTIN RIGG'S NFL STATISTICS

REGULAR SEASON		RECEIVING							RUSHING				
Year	Team	GP	GS	No	Yds	Avg	Lg	TD	Att	Yds	Avg	Lg	TD
2021	Pittsburgh	0	0		Practice Squad								
<b>NFL Totals</b>		<b>0</b>	<b>0</b>	<b>0</b>	<b>0</b>	<b>-</b>	<b>-</b>	<b>0</b>	<b>0</b>	<b>0</b>	<b>-</b>	<b>0</b>	<b>0</b>



# 80 REGGIE ROBERSON JR.

**WIDE RECEIVER • 5'11" • 205 LBS • COLLEGE: SOUTHERN METHODIST**  
**ACQUIRED: FREE AGENT - 2022 • NFL EXPERIENCE (NFL/TITANS): 1/1**  
**HOMETOWN: DESOTO, TEXAS**  
**GAMES PLAYED/GAMES STARTED: 0/0 (PLAYOFFS: 0/0)**



**PRO:** Reggie Roberson Jr. (last name pronounced "RAH-ber-son") originally signed with the Titans as a rookie free agent on May 13, 2022. Following his rookie training camp with the Titans, the 5-foot-11-inch, 205-pound receiver spent time on the Chicago Bears practice squad before rejoining the Titans practice squad on Nov. 29, 2022. Prior to entering the NFL, the Desoto, Texas, native spent four seasons at Southern Methodist, where he tallied 168 catches for 2,704 yards and 23 touchdowns.

#### TITANS TIDBITS:

- Following his freshman season at West Virginia, Roberson transferred to Southern Methodist to be closer to home so that his family could attend his games.

#### CAREER TRANSACTIONS:

- The Desoto, Texas, native was signed by the Titans as a rookie free agent on May 13, 2022.
- Waived by the Titans on Aug. 30, 2022.
- Signed by the Titans to the practice squad on Aug. 31, 2022.
- Released by the Titans on Sept. 2, 2022.
- Signed by the Chicago Bears to the practice squad on Sept. 28, 2022.
- Released by the Bears on Oct. 27, 2022.
- Signed by the Titans to the practice squad to Nov. 29, 2022.

#### SEASON RECAPS:

**2022 (0/0):** Spent Weeks 13-18 on the Titans practice squad after spending Weeks 4-7 on the Chicago Bears practice squad.

#### COLLEGE:

- Appeared in 34 games with 31 starts over four seasons at Southern Methodist (2018-21), where he tallied 168 catches for 2,704 yards (16.1-yard avg.) and 23 touchdowns. Added five carries for 17 yards, nine kick returns for 301 yards with one score and three punt returns for 21 yards.
- Transferred to Southern Methodist in 2017 from West Virginia, where he played in 12 games and finished with six catches for 30 yards and one touchdown.
- As a redshirt senior (2021), started all 12 games and amassed 51 catches for 625 yards and six touchdowns. Added three punt returns for seven yards. Named to the Maxwell Award watch list, Biletnikoff Award watch list and Earl Campbell Tyler Rose Award watch list.

- As a senior (2020), started four games and caught 22 passes for 474 yards and five scores, including a career-best long of 85 yards, before suffering a season-ending injury. Posted four kick returns for 95 yards. Named to the Maxwell Award watch list, Biletnikoff Award watch list and Earl Campbell Tyler Rose Award watch list.

- As a junior (2019), started eight games and ranked second on the team with 43 catches for a career-high 803 yards and six touchdowns.
- As a sophomore (2018), played in 10 games and made seven starts in his first season at Southern Methodist. Caught a career-high 52 passes for 802 yards with six touchdowns and added five kick returns for 206 yards and one touchdown. Posted five games with more than 100 all-purpose yards. Added three carries for 10 yards.
- As a freshman (2017), saw action in 12 games in his lone season at West Virginia and finished with six catches for 30 yards and one touchdown.
- Graduated from Southern Methodist in December 2021 with a degree in education and human development.

#### PERSONAL:

- Attended Mesquite Horn (Texas) High School, where he caught 60 passes for 1,060 yards and 11 touchdowns as a senior. Also had over 800 return yards with a 36.7-yard kickoff return average and a 13.4-yard punt return average.
- Named district 11-6A all-district first team offense and district special teams most valuable player. He was a three star recruit by 247Sports, ESPN, Scout and Rivals.
- Also ran track in high school.
- Son of Reginald Sr. and Monica Roberson.
- Follow Roberson on Twitter at @thekingreggie and on Instagram at @slidespook.
- Last name pronounced RAH-ber-son.
- Born Reginald Christopher Roberson Jr. on Oct. 14, 1998 in Desoto, Texas.

## REGGIE ROBERSON JR.'S NFL STATISTICS

REGULAR SEASON		RECEIVING							RUSHING				
Year	Team	GP	GS	No	Yds	Avg	Lg	TD	Att	Yds	Avg	Lg	TD
2022	CHI/TEN	0	0		Practice Squad								
<b>NFL Totals</b>		<b>0</b>	<b>0</b>	<b>0</b>	<b>0</b>	<b>-</b>	<b>-</b>	<b>0</b>	<b>0</b>	<b>0</b>	<b>-</b>	<b>-</b>	<b>0</b>



# 70 JORDAN ROOS

**GUARD • 6'3" • 302 LBS • COLLEGE: PURDUE**

**ACQUIRED: FREE AGENT - 2021**

**NFL EXPERIENCE (NFL/TITANS): 4/2 • HOMETOWN: CELINA, TEXAS**

**GAMES PLAYED/GAMES STARTED: 21/3 (PLAYOFFS: 2/0)**



**PRO:** The Titans signed Jordan Roos as a free agent during training camp in 2021. Through 2022, he played in 21 career NFL games with three starts, including seven games and three starts with the Titans in 2022. The 6-foot-3-inch, 302-pounder originally entered the NFL as a rookie free agent with the Seattle Seahawks in 2017. He spent three seasons in Seattle, appearing in 14 games during that time. The Purdue University product also spent time with the Las Vegas Raiders (2020) and New England Patriots (2021).

#### TITANS TIDBITS:

- Roos' father, Peter, played football at East Texas State.

#### CAREER TRANSACTIONS:

- A native of Celina, Texas, Roos was originally signed by the Seattle Seahawks as a rookie free agent on May 12, 2017.
- Waived by the Seahawks on Sept. 1, 2018 and signed to the Seahawks practice squad the following day.
- Re-signed by the Seahawks on Jan. 7, 2019.
- Waived by the Seahawks on Aug. 31, 2019 and signed to the Seahawks practice squad the following day.
- Signed by the Seahawks to the active roster off the team's practice squad on Oct. 12, 2019.
- Waived by the Seahawks on Oct. 23, 2019 and re-signed to the practice squad on Oct. 25, 2019.
- Signed by the Seahawks to the active roster off the team's practice squad on Oct. 29, 2019.
- Waived by the Seahawks on July 26, 2020.
- Claimed off waivers by the Las Vegas Raiders on July 27, 2020.
- Waived by the Raiders on Sept. 1, 2020.
- Signed to the New England Patriots practice squad on Oct. 1, 2020 and released on Oct. 27, 2020.
- Signed by the Titans as a free agent on Aug. 7, 2021.
- Waived by the Titans on Aug. 30, 2022 and signed to the team's practice squad a day later.
- Activated from the practice squad to the active roster standard elevation on Sept. 24, 2022.
- Signed by the Titans to the active roster from the practice squad on Oct. 1, 2022.
- Waived by the Titans on Dec. 10, 2022 and signed to the team's practice squad three days later.
- Signed by the Titans to their active roster from the practice squad on Dec. 17, 2021.

#### SEASON RECAPS:

**2022 (7/3 - Tennessee):** Played in seven games with three starts at right guard. Was inactive for five contests and did not play in two other games. Spent the first two games on the Titans' practice squad. Was off the Titans' roster for one game.

- Against Las Vegas (9/25), made his Titans debut as a reserve on special teams.
- At Indianapolis (10/2), played as a reserve on special teams.
- At Washington (10/9), saw action as a reserve on special teams.
- Against Indianapolis (10/23), played as a reserve on special teams.
- Against Houston (12/24), made his first career NFL start at right guard and blocked for Derrick Henry to rush for 126 yards on 23 carries with a touchdown.
- Against Dallas (12/29), started at right guard.

- At Jacksonville (1/7), started at right guard and helped open holes for Derrick Henry to amass 109 rushing yards.

**2021 (0/0, 0/0 - Tennessee):** Spent the entire season on the Titans practice squad.

**2020 (0/0):** Spent training camp with the Las Vegas Raiders.

**2019 (7/0, 2/0 - Seattle):** Played seven games with the Seahawks on special teams. He was inactive in two contests and did not play in one game. He also participated in two playoff contests.

- At Green Bay (1/12), saw action at center in a divisional playoff contest.

**2018 (0/0, 0/0 - Seattle):** Spent the entire season on the practice squad with the Seahawks.

**2017 (7/0 - Seattle):** Appeared in seven games as a rookie, mostly on special teams. He was inactive for nine contests.

- Against Atlanta (11/20), made his NFL debut on special teams.
- Against Philadelphia (12/3), played a snap at fullback.
- Against Arizona (12/31), saw action at guard in the season finale.

#### COLLEGE:

- Was a four-year starter at right guard (2013-16), starting 42 of 47 games played at Purdue, including the last 38 in a row.
- Started all 12 games during each of his sophomore, junior and senior seasons.
- Majored in organization leadership & supervision at Purdue.

#### PERSONAL:

- Attended Celina (Texas) High School, where he was a four-year letter-winner in football and three-star prospect by Rivals.com and Scout.com. Missed the majority of his senior season after injuring his knee but his team went 11-1 his junior season, winning the league title with a 4-0 record.
- Also earned four varsity letters in track and field. He was the 2009 USATF national champion in the shot put and the three-time 3A shot put state champion. Also won the 2012 3A state title in discus.
- Father, Peter, played football at East Texas State.
- Enjoys hunting and fishing.
- Born Jordan A. Roos on July 6, 1993.

## JORDAN ROOS' NFL STATISTICS

### REGULAR SEASON

Year	Team	GP	GS
2017	Seattle	7	0
2019	Seattle	7	0
2022	Tennessee	7	3
<b>NFL Totals</b>		<b>21</b>	<b>3</b>

### PLAYOFFS

Year	Team	GP	GS
2019	Seattle	2	0
<b>NFL Totals</b>		<b>2</b>	<b>0</b>

### Starts Breakdown:

2022 - RG 3



# 76 ANDREW RUPCICH

**TACKLE • 6'6" • 318 LBS • COLLEGE: CULVER-STOCKTON**  
**ACQUIRED: FREE AGENT - 2022 • NFL EXPERIENCE (NFL/TITANS): 1/1**  
**HOMETOWN: WONDER LAKE, ILL.**  
**GAMES PLAYED/GAMES STARTED: 0/0 (PLAYOFFS: 0/0)**



**PRO:** The Titans signed Andrew Rupcich (RUP-sitch) as an undrafted free agent following the 2022 NFL Draft. The 6-foot-6-inch, 318-pounder appeared in 48 games and made 48 consecutive starts at left tackle over five seasons at Culver-Stockton (2017-21). He became the first three-time All-American at the same position in the NAIA. The Wonder Lake, Ill., native spent the 2022 season on the practice squad.

#### CAREER TRANSACTIONS:

- The Wonder Lake, Ill., native was originally signed by the Titans as an undrafted free agent on May 13, 2022.
- Waived by the Titans on Aug. 30, 2022 and signed to the team's practice squad a day later.

#### SEASON RECAPS:

**2022 (0/0 - Tennessee):** Spent the season on the Tennessee Titans' practice squad.

#### COLLEGE:

- In five seasons at Culver-Stockton, Rupcich appeared in 48 games and made 48 consecutive starts at left tackle. He became the first three-time All-American at the same position in the NAIA.
- As a fifth-year senior (2021), started all 11 games at left tackle. Earned first-team All-American honors from the Associated Press, NAIA, and the American Football Coaches Association. Was a first-team Heart of America Athletic Conference North Division selection.
- As a senior (2020), started all four games at left tackle. Awarded first-team All-American honors from the AFCA and earned first-team Heart of America Athletic Conference North Division recognition.

- As a junior (2019), started all 11 games at tackle. Earned first-team All-American recognition from the AFCA and second-team All-American honors from the Associated Press. Also was a first-team Heart of America Athletic Conference North Division selection.
- As a sophomore (2018), started all 11 games at left tackle. Was a first-team Heart of America Athletic Conference North Division selection.
- As a freshman (2017), started all 11 games at left tackle.
- Graduated in December 2021 with a degree in physical education from Culver-Stockton.

#### PERSONAL:

- Attended McHenry (Ill.) High School where he played both football and basketball.
- Was the only NAIA player invited to the NFL Combine.
- Son of Candace Compton and William and Bernadette Rupcich.
- Follow Andrew on Twitter at @rupcich\_andrew and Instagram at @andrew\_rupcich
- Born Andrew Rupcich on April 1, 1998 in Wonder Lake, Ill.

## ANDREW RUPCICH'S NFL STATISTICS

### REGULAR SEASON

Year	Team	GP	GS
2022	Tennessee	0	0
<b>NFL Totals</b>		<b>0</b>	<b>0</b>



# 72 TYLER SHELVIN

**NOSE TACKLE • 6'3" • 346 LBS • COLLEGE: LOUISIANA STATE**  
**ACQUIRED: FREE AGENT - 2023 • NFL EXPERIENCE (NFL/TITANS): 2/1**  
**HOMETOWN: LAFAYETTE, LA.**  
**GAMES PLAYED/GAMES STARTED: 5/0 (PLAYOFFS: 2/0)**



**PRO:** The Titans signed Tyler Shelvin as a free agent during the 2023 offseason. The Louisiana State product was originally a 2021 fourth-round selection of the Cincinnati Bengals. The 6-foot-6-inch, 346-pounder is known for being a space-eating presence with a rare blend of strength and athletic ability. Shelvin appeared in seven games, including two playoff games, as a reserve nose tackle during his two seasons with the Bengals.

**CAREER TRANSACTIONS:**

- The Lafayette, La., native was originally selected by the Cincinnati Bengals in the fourth round (122nd overall) of the 2021 NFL Draft.
- Waived by the Bengals on Aug. 30, 2022.
- Signed by the Bengals to the team's practice squad on Aug. 31, 2022.
- Activated from the practice squad to the active roster standard elevation on Oct. 8, 2022.
- Activated from the practice squad to the active roster standard elevation on Oct. 22, 2022.
- Waived by the Bengals on Dec. 6, 2022.
- Signed by the Titans as a free agent on Jan. 23, 2023.

**SEASON RECAPS:**

**2022 (2/0 - Cincinnati):** Spent the season on the Cincinnati Bengals' practice squad. Was activated from the practice squad to the active roster for two games but did not record any statistics.

**2021 (3/0, 2/0 - Cincinnati):** Played in three regular-season games and two postseason games as a rookie, as Bengals won AFC Championship and advanced to Super Bowl LVI. Was Cincinnati's No. 3 nose tackle behind D.J. Reader and Josh Tupou. Saw time on 49 snaps during the regular season and had four tackles. Thrust into action during the playoffs after Tupou was injured. Played in 26 combined snaps in two games - Division Playoff at Tennessee and AFC Championship at Kansas City.

- Against Cleveland (11/7), made NFL debut.
- At Cleveland (1/9), recorded four total tackles.
- At Tennessee (1/22), helped limit Derrick Henry to just 3.1 yards per

attempt on 20 carries.

**COLLEGE:**

- Appeared in 21 games with 14 starts over three seasons at Louisiana State (2017-19) and totaled 48 tackles, including 4.5 for losses and a sack.
- Opted out of the 2020 college football season due to COVID-19.
- As a sophomore (2019), played in all 15 games with 14 starts at nose tackle, and totaled 39 tackles, including three tackles for loss for the 15-0 national champion Tigers.
- As a redshirt freshman (2018), appeared in six games and recorded nine total tackles and 1.5 sacks.
- As a freshman (2017), redshirted.
- Majored in sports administration at Louisiana State.

**PERSONAL:**

- Attended Notre Dame (La.) High School, where he played football and basketball.
- Helped his team to a 13-1 record, including a 7-0 record in districts as a senior.
- Considered by multiple outlets to be one of the top recruits in the country, and the highest-rated recruit in the state of Louisiana.
- Played in the 2017 Under Armour All-American Game.
- Follow Tyler on Instagram at @bruhman72
- Born Tyler Shelvin on July 22, 1998 in Lafayette, La.

## TYLER SHELVIN'S NFL STATISTICS

**REGULAR SEASON**

Year	Team	GP	GS	TACKLES							INTERCEPTIONS					FUMBLES				
				Tot	Solo	Asst	Sk	Yds	QBP	TFL	No	Yds	Lg	TD	PD	FF	FR	Yds	SpT	
2021	Cincinnati	3	0	4	1	3	0.0	0.0	0	0	0	0	0	0	0	0	0	0	0	0
2022	Cincinnati	2	0	0	0	0	0.0	0.0	0	0	0	0	0	0	0	0	0	0	0	0
<b>NFL Totals</b>		<b>5</b>	<b>0</b>	<b>4</b>	<b>1</b>	<b>3</b>	<b>0.0</b>	<b>0.0</b>	<b>0</b>	<b>0</b>	<b>0</b>	<b>0</b>	<b>0</b>	<b>0</b>	<b>0</b>	<b>0</b>	<b>0</b>	<b>0</b>	<b>0</b>	<b>0</b>

**PLAYOFFS**

Year	Team	GP	GS	TACKLES							INTERCEPTIONS					FUMBLES				
				Tot	Solo	Asst	Sk	Yds	QBP	TFL	No	Yds	Lg	TD	PD	FF	FR	Yds	SpT	
2021	Tennessee	2	0	0	0	0	0.0	0.0	1	0	0	0	0	0	0	0	0	0	0	0
<b>NFL Totals</b>		<b>2</b>	<b>0</b>	<b>0</b>	<b>0</b>	<b>0</b>	<b>0.0</b>	<b>0.0</b>	<b>1</b>	<b>0</b>	<b>0</b>	<b>0</b>	<b>0</b>	<b>0</b>	<b>0</b>	<b>0</b>	<b>0</b>	<b>0</b>	<b>0</b>	<b>0</b>

**Single-Game Highs**

Tackles - 4 at Cleveland (1/9/22)

**Playoff Single-Game Highs**

Quarterback Pressures - 1 at Kansas City (1/30/22)



# 6 CALEB SHUDAK

**KICKER • 5'7" • 177 LBS • COLLEGE: IOWA**  
**ACQUIRED: FREE AGENT - 2022 • NFL EXPERIENCE (NFL/TITANS): 1/1**  
**HOMETOWN: COUNCIL BLUFFS, IOWA**  
**GAMES PLAYED/GAMES STARTED: 1/0 (PLAYOFFS: 0/0)**



**PRO:** The Titans signed Caleb Shudak as a rookie free agent following the 2022 NFL Draft. The 5-foot-7-inch, 177-pounder was injured during Titans 2022 OTAs and was placed on the reserve/physically unable to perform list prior to training camp. Shudak appeared in one game during his rookie season, connecting on three of four field goals and his lone extra point attempt. The Council Bluffs, Iowa, native attended the University of Iowa and connected on 24 of 29 field goals for a school record 82.8 percentage.

#### TITANS TIDBITS:

- Caleb's father, Jeff, was a placekicker at Iowa State (1987-90) and was a three-time All-Big Eight selection for the Cyclones.

#### CAREER TRANSACTIONS:

- The Council Bluffs, Iowa, native was signed by the Titans as an undrafted free agent on May 13, 2022.
- Waived by the Titans on Dec. 3, 2022 and signed to the team's practice squad three days later.

#### SEASON RECAPS:

**2022 (1/0 - Tennessee):** Spent the first 11 weeks of the season on the reserve/physically unable to perform list before being activated on Nov. 26. Appeared in his first career game against Cincinnati (11/27) and connected on three of four field goals and his lone extra point chance for 10 points. Spent the final five contests on the Titans' practice squad. Was off the Titans' roster for one game.

- Against Cincinnati (11/27), made his NFL debut and connected on three of four field goals (33, 24, 38) and his lone extra point chance. Registered four touchbacks on five kickoffs. Became the first Titans rookie or first-year player to make three field goals in a game since Rob Bironas (four) in 2005. Gave the Titans a 3-0 lead with his first career field goal from 33 yards out early in the second quarter. Evened the score at 13-13 with a 24-yard field goal late in the third quarter. Cut the Bengals' lead to 20-16 with a 38-yard field goal in the fourth quarter.

#### COLLEGE:

- Appeared in 36 games as a placekicker over four seasons at Iowa (2018-21) and converted 24 of 29 field goals for a program-record 82.8 percent (min. 25 attempts). Made all 37 extra point tries (100 percent). Connected on a career-long kick of 51 yards. Added 199 kickoffs for 12,112 yards (60.9-yard avg.) and 106 touchbacks.
- As a graduate (2021), saw action in 14 games and converted 24 of 28 field goals (85.7 percent) including a long of 51. His field goal percentage ranked fourth-best for a single season in school history. Made all 36 extra point attempts. Scored 108 points which ranked as the fifth-best single-season scoring total in program history. Was named team captain and earned first-team All-Big Ten recognition by the league's media, second team All-Big Ten by league coaches, and third team All-America by Associated Press. Was a semifinalist for the Lou Groza Award.
- As a senior (2020), handled kickoff duties in all eight games. Posted 51 kickoffs for 3,136 yards and 30 touchbacks. Attempted one 52-yard field

goal but was unsuccessful.

- As a junior (2019), played in 13 games and handled kickoff duties. Posted 75 kickoffs for 4,365 yards (58.2-yard avg.) with 31 touchbacks.
- As a sophomore (2018), appeared in one contest and converted his lone extra point try. Recorded one kickoff for 40 yards.
- As a redshirt freshman (2017), did not see game action after suffering an injury.
- Redshirted in 2016.
- Graduated in May 2020 with a degree in civil and environmental engineering from Iowa. Graduated in May 2021 with a master's in civil and environmental engineering from Iowa.

#### PERSONAL:

- Attended Lewis Central (Iowa) High School where he was a four-year football letter man as kicker, running back, linebacker and defensive back.
- As a senior, connected on five of eight field goals with a long of 50 yards and all 27 extra point attempts. Added 31 touchbacks on 34 kickoffs. Also posted 21 tackles on defense and 18 receptions for 201 yards and a touchdown.
- Also lettered in swimming, track, and baseball and competed in tennis.
- At Iowa, earned Dean's List recognition, fall, 2018, spring, 2019, fall, 2019, and spring, 2020, along with President's List, spring, 2020.
- Follow Shudak on Twitter at @cshudak10 and on Instagram at @kicker\_shu10.
- Last name is pronounced SHOE-dack.
- Born Caleb Shudak on Nov. 19, 1997 in Council Bluffs, Iowa.







# 98 JEFFERY SIMMONS

**DEFENSIVE TACKLE • 6'4" • 305 LBS**

**COLLEGE: MISSISSIPPI STATE • ACQUIRED: 1ST ROUND - 2019**

**NFL EXPERIENCE (NFL/TITANS): 5/5 • HOMETOWN: MACON, MISS.**

**GAMES PLAYED/GAMES STARTED: 56/54 (PLAYOFFS: 5/2)**



**Captain: 2021, 2022**



**Pro Bowl: 2021, 2022**

**PRO:** The Titans selected Jeffery Simmons with the 19th overall pick in the 2019 NFL Draft. By the end of his fourth season, he was a two-time team captain, a two-time Pro Bowl selection and a two-time second-team All-Pro honoree. From 2019 to 2022, he appeared in 56 total games with 54 starts, and his 21 sacks ranked second on the Titans defense behind only Harold Landry III (26.5). He was rewarded with a multi-year contract extension during the 2023 offseason. The 6-foot-4, 305-pound defensive lineman provides a rare blend of size, power and quickness, making him a disruptive force in the middle of the defense. He was a first-team All-SEC selection as a sophomore and junior at Mississippi State, adding second-team All-American honors as a junior. Following his junior season, he declared for the NFL Draft.

### CAREER HIGHLIGHTS:

- In 2022, he earned Pro Bowl and second-team All-Pro honors for the second consecutive campaign, anchoring a unit that ranked first in the NFL in rushing defense (76.9 opponent rushing yards per game). Simmons posted 7.5 sacks and 43 quarterback pressures and added a career-high seven passes defended, which tied for the fourth-best mark among all NFL defensive linemen. Simmons and Arizona's J.J. Watt were the NFL's only players in 2022 with at least seven sacks and seven passes defended.
- In 2021, Simmons was named a team captain for the first time in his career, and he went on to become one of six players on the roster to start all 17 games. He was named to his first career Pro Bowl and added Associated Press second-team All-Pro honors after setting career highs in several categories, including sacks (8.5), tackles (54), quarterback pressures (58), tackles for loss (12) and passes defended (six). Among all defensive tackles in the NFL, his 8.5 sacks ranked sixth.
- Simmons was one of only five NFL players to produce at least 50 tackles, eight sacks and six passes defended in 2021, joining Maxx Crosby, Cameron Jordan, Cameron Heyward and T.J. Watt. Simmons and Heyward were the only interior defensive linemen in the league to accomplish the feat.
- In a divisional playoff game against Cincinnati on Jan. 22, 2022, he set a franchise postseason record with three sacks.
- In 2020, Simmons started 15 games at defensive tackle for the Titans and tied for the NFL lead with three defensive fumble recoveries. He also ranked second on the team with three sacks and 20 quarterback pressures.
- As a rookie in 2019, Simmons totaled 40 tackles, two sacks, two tackles for loss, 14 quarterback pressures and one pass defended in nine games (seven starts). He added four tackles, three quarterback pressures and a fumble recovery in three playoff contests.
- As a junior in 2018, Simmons was named first team All-SEC and second team All-American after totaling 63 tackles, 17 tackles for loss and two sacks. His 17 tackles for loss led the team, ranked fourth in the SEC and were the third-most in single-season school history.

### TITANS TIDBITS:

- In July 2023, Simmons paid homage to his hometown of Macon, Miss., with his first 'Community Fun Day,' which included local food vendors, games, inflatables and fireworks. He was then honored by city officials with a key to the city.
- In July 2022, the official ribbon cutting was held at the Jeffery B. Simmons Field House at Noxubee County High School in Macon, Miss. Simmons donated more than \$50,000 to upgrade his former high school's athletic facilities. During the same week, he donated \$75,000 to Starkville (Miss.) Parks and Recreation to be used for a new turf field at the Starkville

Sportsplex. The field was also named in his honor.

- During college, Simmons was a two-time member of the SEC Academic Honor Roll.
- Simmons' brother, Dylan Bradley, played football at Southern Miss and then spent time with the Minnesota Vikings. His uncle, Jason Hatcher, played 10 total seasons with the Dallas Cowboys and Washington Commanders.
- Away from football, Simmons enjoys fishing and spending time outdoors.
- Simmons holds an annual youth football camp in Mississippi.

### CAREER TRANSACTIONS:

- The Macon, Miss., native was selected by the Titans in the first round (19th overall) of the 2019 NFL Draft.

### SEASON RECAPS:

- 2022 (15/15):** Named to his second consecutive Pro Bowl and selected second-team Associated Press All-Pro. Ranked second on the team with 7.5 sacks, nine tackles for loss and 43 quarterback pressures. Finished third on the squad with seven passes defended. Registered 53 tackles and a forced fumble. Was inactive for two contests. Led or tied for the team lead in sacks five times (vs. NYG, at WAS, vs. IND, at HOU, at GB). Led or tied for the team lead in quarterback pressures five times (vs. NYG, vs. LV, at WAS, at HOU, vs. JAX). Tied for the team lead in passes defended three times (at BUF, vs. LV, vs. JAX).
- Against N.Y. Giants (9/11), posted six tackles, two sacks, two additional stops for loss, a forced fumble while tying for the team lead with six quarterback pressures. Sacked Daniel Jones for a five-yard loss in the opening quarter. Strip-sacked Daniel Jones for a seven-yard loss and the fumble was recovered by Bud Dupree at the Giants' 44-yard line in the second stanza. Combined with David Long Jr. to stuff Saquon Barkley for a one-yard loss on a rush off right tackle in the third quarter. Burst through the line and dropped Barkley for a six-yard loss on a rush off right end in the final quarter.
  - Against Las Vegas (9/25), notched two tackles, a team-high five quarterback pressures and a pass defended. Batted down a pass intended for Foster Moreau on third-and-nine in the third quarter. Teamed with David Long Jr. to stonewall Brandon Bolden for a two-yard loss on a screen pass late in the third stanza.
  - At Indianapolis (10/2), tallied five tackles. Helped limit Jonathan Taylor to just 42 rushing yards on 20 carries in the victory. Combined with David Long Jr. to stuff Jonathan Taylor for a two-yard loss on a rush off right tackle early in the first quarter.
  - At Washington (10/9), recorded five tackles, 1.5 sacks, a pass defended and a team-best seven quarterback pressures. Dropped Carson Wentz for a sack midway through the second quarter. Deflected a pass intended for Dyami Brown on third-and-four in the third quarter. Combined with Sam Okuayinonu to sack Wentz for an eight-yard loss in the fourth quarter.
  - Against Indianapolis (10/23), registered six tackles, including a sack, four quarterback pressures and two stops for loss. Stuffed Nyheim Hines for a two-yard loss on a rush up the middle in the second quarter. Ended a Colts' drive by sacking Matt Ryan for a nine-yard loss on third-and-10 late in the second quarter.
  - At Houston (10/30), notched two tackles, including a sack, an additional stop for loss and a team-high five quarterback pressures. Produced a streak of three consecutive games with at least one sack for the first time in his career. Stonewalled Dameon Pierce for a three-yard loss on a rush off right guard in the opening quarter. Ended a Texans' drive by dropping Davis Mills for a 12-yard sack on third-and-five in the third stanza.

- At Kansas City (11/6), produced four tackles, two quarterback pressures and a pass defended. Teamed with Roger McCreary to stuff Clyde Edwards-Helaire for no gain on a rush off right tackle late in the first quarter. Stonewalled Isiah Pacheco for no gain on a rush off left tackle in the third quarter. Batted down a third-and-10 pass intended for Mecole Hardman late in the fourth quarter.
- At Green Bay (11/17), started at defensive tackle in his 50th career regular season game and registered five tackles, including a sack and a quarterback pressure. Dropped Aaron Rodgers for a 12-yard sack late in the fourth quarter. Joined Jevon Kearse (35) and Harold Landry III (20.5) as the franchise's only players since 1982, when individual sacks became an official statistic, to reach the 20-sack mark within their first 50 NFL games. Simmons is the club's first interior lineman to do so.
- Against Cincinnati (11/27), collected five tackles with a stop for loss. Stonewalled Samaje Perine for a five-yard loss on a short pass in the second quarter. Teamed with David Long Jr. to stuff Perine for no gain on a rush up the middle in the final stanza. Stopped Joe Burrow for no gain on a quarterback draw late in the fourth quarter.
- Against Jacksonville (12/11), tied for the team lead with three quarterback pressures and two passes defended. Ended a Jaguars' drive by batting down a pass intended for Evan Engram on third-and-five in the first quarter. Knocked down a pass intended for Dan Arnold in the third stanza.
- At L.A. Chargers (12/18), recorded seven tackles, including a sack and three quarterback pressures. Dropped Justin Herbert for a nine-yard sack in the first quarter. Teamed with DeMarcus Walker to stuff Austin Ekeler for no gain on a rush up the middle in the fourth quarter.
- Against Houston (12/24), notched four tackles and three quarterback pressures. Teamed with Teair Tart to stuff Royce Freeman for a one-yard loss on a rush up the middle in the fourth quarter.

**2021 (17/17, 1/1):** Named Associated Press second-team All-Pro and named to his first career Pro Bowl. Started all 17 games at defensive tackle and led the team with 58 quarterback pressures. Ranked second on the squad with 12 tackles for loss and third on the club with a career-best 8.5 sacks. Added 54 tackles and six passes defended. Started the postseason contest and registered eight tackles, including a team-high and franchise-postseason-record three sacks to go along with three quarterback pressures. Led or tied for the team lead in sacks five times (vs. ARI, at LAR, vs. NO, at HOU, vs. CIN). Led or tied for the team lead in quarterback pressures eight times (at SEA, vs. BUF, at IND, at LAR, vs. NO, vs. SF, vs. MIA, at HOU). Tied for the team lead in passes defended twice (vs. HOU, at PIT). Registered a career-high three sacks at L.A. Rams (11/7/21).

- Against Arizona (9/12), started at defensive tackle and collected five tackles, including a sack and two quarterback pressures. Stuffed Chase Edmonds for no gain on a rush up the middle early in the first stanza. Halted a Cardinals' drive by sacking Kyler Murray for a seven-yard loss on third-and-10 in the third quarter.
- At Seattle (9/19), started at defensive tackle and posted a half sack and a team-high four quarterback pressures. Halted a Seahawks' drive by combining with Denico Autry for a seven-yard sack of Russell Wilson on third-and-14 in the second quarter.
- Against Indianapolis (9/26), started at defensive tackle and tallied three tackles, three quarterback pressures and a pass defended. Batted down a pass at the line of scrimmage that was intended for Michael Pittman Jr.
- At Jacksonville (10/10), started at defensive tackle and compiled three tackles, including a stop for loss, three quarterback pressures and a pass defended. Stuffed James Robinson for a one-yard loss on a rush up the middle in the second quarter. Deflected a pass intended for Jamal Agnew in the second stanza.
- Against Buffalo (10/18), started at defensive tackle and registered five tackles, a sack and led the team with seven quarterback pressures. Dropped Josh Allen for a seven-yard sack midway through the fourth quarter. Sealed the victory by stonewalling Allen for no gain on a fourth-and-one quarterback sneak inside the Titans' five-yard line with less than 30 seconds remaining in the game.
- At L.A. Rams (11/7), tallied six tackles, including a career-best three sacks, to go along with a career-high and team-best 10 quarterback pressures. Became the first Titans player with three sacks in a game since Dec. 21, 2008 (3.5, Jason Jones). Became the only Titans/Oilers players with three sacks in the first half of a game since individual sacks became an official NFL statistic in 1982. Sacked Matthew Stafford for a seven-yard loss on the Rams' opening drive. Pressured Stafford in the end zone resulting in an interception by David Long Jr. which was returned to the Rams' two-yard line in the second quarter. Halted a Rams' drive by

- dropping Stafford for a 10-yard sack on third-and-five in the second quarter. Notched his third sack of the evening by bringing down Stafford for a nine-yard loss late in the second stanza. Combined with Chris Jackson to stop Sony Michel for no gain on a rush off left tackle late in the third quarter.
- Against New Orleans (11/14), collected four tackles, including a team-high two sacks, a team-best three quarterback pressures to go along with a pass defended. Recorded multiple sacks in consecutive games for the first time in his career. Sacked Trevor Siemian for an eight-yard loss in the opening quarter. Registered his second consecutive multiple-sack game by dropping Siemian for four-yard loss late in the second quarter. Batted down a pass intended for Mark Ingram in the third stanza. Stuffed Ingram for no gain on a rush off right tackle in the fourth quarter.
- Against Jacksonville (12/12), posted three tackles, including a stop for loss, three quarterback pressures and a pass defended in the shutout victory. Stuffed James Robinson for a one-yard loss on a rush up the middle early in the third quarter. Combined with Rashaan Evans to stonewall Robinson for no gain on a rush off left tackle in the third stanza. Batted down a pass intended for Carlos Hyde in the final quarter.
- At Houston (1/9), compiled two tackles, including a sack and a team-best four quarterback pressures. Dropped Davis Mills for a nine-yard sack in the third quarter.
- Against Cincinnati (1/22), started at defensive tackle and posted eight tackles, including a team-best and franchise single-game postseason record three sacks to go along with three quarterback pressures. Sacked Joe Burrow for a 12-yard loss on third-and-14 late in the second quarter. Dropped Burrow for a six-yard sack early in the third quarter. Registered his third sack of the day and ended a Bengals' drive by dropping Burrow for a 10-yard loss on third-and-eight in the fourth quarter.

**2020 (15/15, 1/1):** Started 15 games at defensive tackle and finished second on the club with three sacks and 20 quarterback pressures. Tied for the NFL lead with three defensive fumble recoveries in 2020. Registered 49 tackles, including three stops for loss, five passes defended and a forced fumble. Missed one game on the reserve/COVID-19 list. Started the postseason contest at defensive tackle and collected three tackles, including a stop for loss. Led or tied for the team lead in sacks three times in 2020 (at MIN, vs. HOU, at IND). Led or tied for the team lead in quarterback pressures eight times in 2020 (at MIN, vs. HOU, vs. PIT, at CIN, at BAL, at IND, vs. CLE, at GB). Tied for the team lead in passes defended once in 2020 (vs. IND).

- At Denver (9/14), started at defensive tackle and collected four tackles and a fumble recovery. Gave the Titans offense great field position by recovering a Melvin Gordon III fumble that was forced by Kevin Byard at the Broncos' 23-yard line early in the second quarter. Finished off the Titans' goal-line stand in the second quarter by stuffing Jake Butt for no gain on a short pass on fourth down.
- Against Jacksonville (9/20), started at defensive tackle and posted three tackles and a pass defended. Sealed the victory by deflecting a Gardner Minshew II pass that was intercepted by Harold Landry III with 47 seconds remaining in the game.
- At Minnesota (9/27), started at defensive tackle and registered five tackles, including a sack and a team-best five quarterback pressures. Ended a Vikings' drive by dropping Kirk Cousins for a six-yard sack on third-and-eight in the first quarter.
- Against Houston (10/18), started at defensive tackle and produced six tackles, including a sack and two quarterback pressures. Teamed with DaQuan Jones to stuff David Johnson for a one-yard loss on a rush off left tackle in the first quarter. Combined with Rashaan Evans to stuff David Johnson for no gain on a goalline rush in the second quarter. Halted a Texans' drive by dropping Deshaun Watson for a 12-yard sack on third-and-eight in the fourth quarter. Made a critical play by batting down a two-point conversion attempt intended to Randall Cobb that would have made it a two-score game late in the fourth quarter.
- Against Pittsburgh (10/25), started at defensive tackle and registered three tackles, a team-high two quarterback pressures and a pass defended. Pounced on James Conner for a 10-yard loss after Ben Roethlisberger pitched him the ball in the first quarter. Stuffed Conner for no gain on a rush up the middle in the third stanza. Batted a Roethlisberger pass that was then intercepted by Jayon Brown late in the third quarter.
- Against Chicago (11/8), named AFC Defensive Player of the Week after starting at defensive tackle and tallying three tackles, a forced fumble, a fumble recovery and a pass defended. Forced a David Montgomery fumble that was scooped up by Desmond King II and returned 63 yards for a touchdown in the third quarter. Deflected a pass intended for Anthony Miller in the final stanza. Recovered a Miller fumble that was forced by

Jayon Brown in the fourth quarter.

- At Indianapolis (11/29), started at defensive tackle and recorded four tackles, a sack, two quarterback pressures and a pass defended. Halted a Colts' drive by dropping Philip Rivers for a six-yard sack on third-and-six in the third quarter. Batted down a pass intended for T.Y. Hilton late in the third stanza. Stuffed Nyheim Hines for no gain on a rush up the middle late in the fourth quarter.
- Against Cleveland (12/6), started at defensive tackle and tallied a career-high seven tackles with a quarterback pressure. Combined with David Long Jr. to stuff Nick Chubb for no gain on a rush off left guard in the first quarter. Teamed with Rashaan Evans to stonewall Kareem Hunt for a one-yard loss on a rush up the middle in the opening stanza. Stopped Hunt for no gain on a rush off right tackle in the second quarter.
- Against Detroit (12/20), started at defensive tackle and produced two tackles, two quarterback pressures and a fumble recovery. Recovered a T.J. Hockenson fumble that was forced by Derick Roberson in the third quarter.
- Against Baltimore (1/10), started at defensive tackle and posted three tackles and a stop for a loss. Stuffed Lamar Jackson for a one-yard loss on a rush up the middle in the third quarter.

**2019 (9/7, 3/0):** Played in nine games with seven starts during his rookie campaign and collected 40 tackles, two sacks, 14 quarterback pressures, two tackles for loss and a pass defended. Spent the first six weeks of the season on the non-football injury list. Saw action in all three postseason contests and notched four tackles, three quarterback pressures and a fumble recovery. Led or tied for the team lead in sacks twice (vs. LAC, at OAK). Tied for the team lead in quarterback pressures once (at HOU). Saw action in his first career game and registered his first career sack against the L.A. Chargers (10/20/19). Made his first career start against Tampa Bay (10/27/19).

- Against L.A. Chargers (10/20), made his NFL debut as a reserve at defensive end and posted six tackles, including a sack, a stop for loss and two quarterback pressures. Teamed with Harold Landry to stonewall Melvin Gordon for a one-yard loss on a rush off right tackle in the opening quarter. Collected his first career sack by dropping Philip Rivers for a three-yard loss in the third quarter. Combined with Rashaan Evans to stop Gordon for no gain on first-and-goal during the final goal-line stand.
- Against Tampa Bay (10/27), notched his first career NFL start at defensive end and tallied four tackles and two quarterback pressures. Stonewalled Peyton Barber for no gain on a first-and-goal rush off right guard in the first quarter.
- At Indianapolis (12/1), started at defensive end and posted five tackles and three quarterback pressures. Teamed with Kamalei Correa to stuff Jonathan Williams for a two-yard loss on a rush off left end in the opening quarter.
- At Oakland (12/8), started at defensive end and amassed five tackles, including a sack and a stop for loss. Stuffed DeAndré Washington for a two-yard loss on a rush off left end late in the first quarter. Halted a Raiders' drive by sacking Derek Carr for a four-yard loss on third-and-two in the third quarter.
- Against Houston (12/15), started at defensive end and totaled four tackles, two quarterback pressures and a pass defended. Halted a potential Texans' scoring drive by deflecting a Deshaun Watson pass at the line of scrimmage that was then intercepted by Jayon Brown in the end zone.
- At Houston (12/29), played as a reserve on the defensive front and recorded three tackles and three quarterback pressures.
- At New England (1/4), saw action as a reserve on the defensive front in his first career postseason contest and posted two tackles and a quarterback pressure.
- At Baltimore (1/11), played as a reserve at defensive end and recorded two tackles, a fumble recovery and two quarterback pressures. Set up the Titans' final touchdown by recovering a Lamar Jackson fumble after a Jurrell Casey strip-sack midway through the third quarter.

#### COLLEGE:

- During a three-year career as a defensive tackle at Mississippi State, Simmons appeared in 38 contests with 28 starts. He finished his career ranked sixth in school history with 32.5 in tackles for loss. He also tied for sixth in MSU annals with five forced fumbles and tied for fourth with three blocked kicks. His totals also included 163 tackles, seven sacks, seven passes defended and two defensive touchdowns. He was one of two players in the nation to be named a Bednarik Award Semifinalist in both 2017 and 2018.

- As a junior (2018), appeared in 13 games with 12 starts. Led the team and ranked fourth in the SEC with 17 tackles for loss, which made up the third-highest total in school history. Tied for second in the SEC among defensive linemen with 63 total tackles and added a pair of sacks, one forced a fumble and four passes defended. Collected two or more tackles for loss in six different games and had at least one in nine contests. Named a Bednarik Award Semifinalist and won the 2018 Conerly Trophy by the Mississippi Sports Hall of Fame and Museum as the top player in Mississippi. Also named second team All-American (AP, The Athletic) and first team All-SEC (AP, Coaches).
- As a sophomore (2017), started all 13 games and tallied 60 tackles, five sacks, 12 tackles for loss, 41 quarterback pressures, two forced fumbles, two fumble recoveries and one pass defended. With three total blocked kicks and punts, became the first SEC player since 2004 to lead the nation in the category. Named first team All-SEC (AP, Coaches, PFF) and was a Bednarik Award Semifinalist. Added 2017 SEC Academic Honor Roll recognition.
- As a freshman (2016), played in 12 games with three starts at defensive tackle and finished with 40 tackles, 3.5 tackles for loss and four quarterback hurries. Led all SEC freshman and tied for the team lead with two forced fumbles. Became the first MSU defensive lineman to earn Freshman All-SEC honors since Chris Jones in 2013. Named to the SEC First-Year Academic Honor Roll.
- Majored in human development at Mississippi State.

#### PERSONAL:

- Has a son, Jeffery Jr.
- Attended Noxubee County (Macon, Miss.) High School, where he was named the nation's No. 10 overall player and the No. 2 defensive end by Scout.com. Named a five-star prospect by Rivals.com and Scout.com and a four-star prospect by 247Sports.com and ESPN.com. Named the top-rated player in Mississippi by Rivals.com and 247Sports.com.
- As a high school senior in 2015, helped Noxubee County win its second straight MHSAA Class 4A State Championship with a 12-4 overall record. Finished second on the team with 105 tackles. Led the Tigers with 20.5 tackles for loss, 18.5 sacks, 21 quarterback hurries, three blocked field goals and two blocked punts. Also forced two fumbles, recovered two fumbles, broke up five passes and recorded an interception.
- His mother is Brenda Bradley. He has one brother, Dylan, and two sisters, Brooke and Ashley.
- List of favorites: (movie) "The Blind Side"; (TV show) "Martin"; (song on your pregame playlist) "The Man" by Aloe Blacc; (meal) chicken alfredo; (dessert) Pecan Pie; and (sports team as a child) L.A. Lakers with Kobe Bryant.
- Follow Simmons on Twitter at @grindsimmons94 and on Instagram at @jsimmons\_94.
- Born Jeffery Bernard Simmons Jr. on July 28, 1997, in Lasalle, La.

## JEFFERY SIMMONS' GAME-BY-GAME

### 2019 Tennessee Titans

Date	Opp	W/L	P/S	Tot Solo	Asst	Sk	- Yds	QBP	TFL	Int - Yds	-TD	PD	FF	FR - Yds	SpT
Sept 8	@ Cle	W	NFI												
Sept 15	Ind	L	NFI												
Sept 19	@ Jax	L	NFI												
Sept 29	@ Atl	W	NFI												
Oct 6	Buf	L	NFI												
Oct 13	@ Den	L	NFI												
Oct 20	LAC	W	p	6	5	1	1.0	3.0	2	1	0	0	0	0	0
Oct 27	TB	W	S	4	3	1	0.0	0.0	2	0	0	0	0	0	0
Nov 3	@ Car	L	S	4	1	3	0.0	0.0	1	0	0	0	0	0	0
Nov 10	KC	W	S	3	1	2	0.0	0.0	1	0	0	0	0	0	0
Nov 24	Jax	W	S	6	3	3	0.0	0.0	0	0	0	0	0	0	0
Dec 1	@ Ind	W	S	5	3	2	0.0	0.0	3	0	0	0	0	0	0
Dec 8	@ Oak	W	S	5	4	1	1.0	4.0	0	1	0	0	0	0	0
Dec 15	Hou	L	S	4	3	1	0.0	0.0	2	0	0	0	1	0	0
Dec 22	NO	L	IA												
Dec 29	@ Hou	W	p	3	2	1	0.0	0.0	3	0	0	0	0	0	0
<b>Totals</b>	<b>9-7</b>	<b>9/7</b>		<b>40</b>	<b>25</b>	<b>15</b>	<b>2.0</b>	<b>7.0</b>	<b>14</b>	<b>2</b>	<b>0</b>	<b>0</b>	<b>1</b>	<b>0</b>	<b>0</b>
<b>Playoffs</b>															
Jan 4	@ NE	W	p	2	1	1	0.0	0.0	1	0	0	0	0	0	1
Jan 11	@ Bal	W	p	2	2	0	0.0	0.0	2	0	0	0	0	0	1
Jan 19	@ KC	L	p	0	0	0	0.0	0.0	0	0	0	0	0	0	0
<b>Totals</b>	<b>2-1</b>	<b>3/0</b>		<b>4</b>	<b>3</b>	<b>1</b>	<b>0.0</b>	<b>0.0</b>	<b>3</b>	<b>0</b>	<b>0</b>	<b>0</b>	<b>0</b>	<b>1</b>	<b>0</b>

### 2020 Tennessee Titans

Date	Opp	W/L	P/S	Tot Solo	Asst	Sk	- Yds	QBP	TFL	Int - Yds	-TD	PD	FF	FR - Yds	SpT
Sept 14	@ Den	W	S	4	3	1	0.0	0.0	0	0	0	0	0	1	0
Sept 20	Jax	W	S	3	0	3	0.0	0.0	0	0	0	0	1	0	0
Sept 27	@ Min	W	S	5	3	2	1.0	6.0	5	1	0	0	0	0	0
Oct 13	Buf	W	R/C												
Oct 18	Hou	W	S	6	4	2	1.0	12.0	2	1	0	0	0	0	0
Oct 25	Pit	L	S	3	1	2	0.0	0.0	2	0	0	0	1	0	0
Nov 1	@ Cin	L	S	4	2	2	0.0	0.0	1	0	0	0	0	0	0
Nov 8	Chi	W	S	3	3	0	0.0	0.0	0	0	0	0	1	1	0
Nov 12	Ind	L	S	2	0	2	0.0	0.0	0	0	0	0	1	0	0
Nov 22	@ Bal	W	S	3	1	2	0.0	0.0	1	0	0	0	0	0	0
Nov 29	@ Ind	W	S	4	2	2	1.0	6.0	2	1	0	0	1	0	0
Dec 6	Cle	L	S	7	3	4	0.0	0.0	1	0	0	0	0	0	0
Dec 13	@ Jax	W	S	1	1	0	0.0	0.0	1	0	0	0	0	0	0
Dec 20	Det	W	S	2	0	2	0.0	0.0	2	0	0	0	0	1	0
Dec 27	@ GB	L	S	2	1	1	0.0	0.0	1	0	0	0	0	0	0
Jan 3	@ Hou	W	S	0	0	0	0.0	0.0	2	0	0	0	0	0	0
<b>Totals</b>	<b>11-5</b>	<b>15/15</b>		<b>49</b>	<b>24</b>	<b>25</b>	<b>3.0</b>	<b>24.0</b>	<b>20</b>	<b>3</b>	<b>0</b>	<b>0</b>	<b>5</b>	<b>1</b>	<b>3</b>
<b>Playoffs</b>															
Jan 10	Bal	L	S	3	2	1	0.0	0.0	0	1	0	0	0	0	0
<b>Totals</b>	<b>0-1</b>	<b>1/1</b>		<b>3</b>	<b>2</b>	<b>1</b>	<b>0.0</b>	<b>0.0</b>	<b>0</b>	<b>1</b>	<b>0</b>	<b>0</b>	<b>0</b>	<b>0</b>	<b>0</b>

### 2021 Tennessee Titans

Date	Opp	W/L	P/S	Tot Solo	Asst	Sk	- Yds	QBP	TFL	Int - Yds	-TD	PD	FF	FR - Yds	SpT
Sept 12	Ari	L	S	5	5	0	1.0	7.0	2	1	0	0	0	0	0
Sept 19	@ Sea	W	S	1	0	1	0.5	3.5	4	0	0	0	0	0	0
Sept 26	Ind	W	S	3	2	1	0.0	0.0	3	0	0	0	1	0	0
Oct 3	@ NYJ	L	S	4	4	0	0.0	0.0	2	1	0	0	0	0	0
Oct 10	@ Jax	W	S	3	3	0	0.0	0.0	3	1	0	0	1	0	0
Oct 18	Buf	W	S	5	3	2	1.0	7.0	7	1	0	0	0	0	0
Oct 24	KC	W	S	2	1	1	0.0	0.0	4	0	0	0	0	0	0
Oct 31	@ Ind	W	S	1	1	0	0.0	0.0	6	0	0	0	0	0	0
Nov 7	@ LAR	W	S	6	3	3	3.0	26.0	10	3	0	0	0	0	0
Nov 14	NO	W	S	4	4	0	2.0	12.0	3	2	0	0	1	0	0
Nov 21	Hou	L	S	5	4	1	0.0	0.0	0	1	0	0	0	1	0
Nov 28	@ NE	L	S	6	4	2	0.0	0.0	0	0	0	0	0	0	0
Dec 12	Jax	W	S	3	3	0	0.0	0.0	3	1	0	0	1	0	0
Dec 19	@ Pit	L	S	1	1	0	0.0	0.0	1	0	0	0	1	0	0
Dec 23	SF	W	S	2	2	0	0.0	0.0	4	0	0	0	0	0	0
Jan 2	Mia	W	S	1	1	0	0.0	0.0	2	0	0	0	0	0	0
Jan 9	@ Hou	W	S	2	1	1	1.0	9.0	4	1	0	0	0	0	0
<b>Totals</b>	<b>12-5</b>	<b>17/17</b>		<b>54</b>	<b>42</b>	<b>12</b>	<b>8.5</b>	<b>64.5</b>	<b>58</b>	<b>12</b>	<b>0</b>	<b>0</b>	<b>6</b>	<b>0</b>	<b>0</b>
<b>Playoffs</b>															
Jan 22	Cin	L	S	8	7	1	3.0	28.0	3	3	0	0	0	0	0
<b>Totals</b>	<b>0-1</b>	<b>1/1</b>		<b>8</b>	<b>7</b>	<b>1</b>	<b>3.0</b>	<b>28.0</b>	<b>3</b>	<b>3</b>	<b>0</b>	<b>0</b>	<b>0</b>	<b>0</b>	<b>0</b>

### 2022 Tennessee Titans

Date	Opp	W/L	P/S	Tot Solo	Asst	Sk	- Yds	QBP	TFL	Int - Yds	-TD	PD	FF	FR - Yds	SpT
Sept 11	NYG	L	S	6	4	2	2.0	19.0	6	2	0	0	0	1	0
Sept 19	@ Buf	L	S	0	0	0	0.0	0.0	2	0	0	0	1	0	0
Sept 25	LV	W	S	2	0	2	0.0	0.0	5	0	0	0	1	0	0
Oct 2	@ Ind	W	S	5	1	4	0.0	0.0	0	0	0	0	0	0	0
Oct 9	@ Was	W	S	5	3	2	1.5	4.0	7	0	0	0	1	0	0
Oct 23	Ind	W	S	6	3	3	1.0	9.0	4	2	0	0	0	0	0
Oct 30	@ Hou	W	S	2	2	0	1.0	12.0	5	2	0	0	0	0	0
Nov 6	@ KC	L	S	4	3	1	0.0	0.0	2	0	0	0	1	0	0
Nov 13	Den	W	IA												
Nov 17	@ GB	W	S	5	1	4	1.0	12.0	1	1	0	0	0	0	0
Nov 27	Cin	L	S	5	3	2	0.0	0.0	0	1	0	0	0	0	0
Dec 4	@ Phi	L	S	1	0	1	0.0	0.0	0	0	0	0	1	0	0
Dec 11	Jax	L	S	0	0	0	0.0	0.0	3	0	0	0	2	0	0
Dec 18	@ LAC	L	S	7	3	4	1.0	9.0	3	1	0	0	0	0	0
Dec 24	Hou	L	S	4	1	3	0.0	0.0	3	0	0	0	0	0	0
Dec 29	Dal	L	IA												
Jan 7	@ Jax	L	S	1	1	0	0.0	0.0	2	0	0	0	0	0	0
<b>Totals</b>	<b>7-10</b>	<b>15/15</b>		<b>53</b>	<b>25</b>	<b>28</b>	<b>7.5</b>	<b>65.0</b>	<b>43</b>	<b>9</b>	<b>0</b>	<b>0</b>	<b>0</b>	<b>7</b>	<b>1</b>

## JEFFERY SIMMONS' NFL STATISTICS

### REGULAR SEASON

Year	Team	GP		TACKLES					INTERCEPTIONS					FUMBLES					
		GS		Tot	Solo	Asst	Sk	Yds	QBP	TFL	No	Yds	Lg	TD	PD	FF	FR	Yds	SpT
2019	Tennessee	9	7	40	25	15	2.0	7.0	14	2	0	0	0	0	1	0	0	0	0
2020	Tennessee	15	15	49	24	25	3.0	24.0	20	3	0	0	0	0	5	1	3	0	0
2021	Tennessee	17	17	54	42	12	8.5	64.5	58	12	0	0	0	0	6	0	0	0	0
2022	Tennessee	15	15	53	25	28	7.5	65.0	43	9	0	0	0	0	7	1	0	0	0
<b>NFL Totals</b>		<b>56</b>	<b>54</b>	<b>196</b>	<b>116</b>	<b>80</b>	<b>21.0</b>	<b>160.5</b>	<b>135</b>	<b>26</b>	<b>0</b>	<b>0</b>	<b>0</b>	<b>0</b>	<b>19</b>	<b>2</b>	<b>3</b>	<b>0</b>	<b>0</b>

### PLAYOFFS

Year	Team	GP		TACKLES					INTERCEPTIONS					FUMBLES					
		GS		Tot	Solo	Asst	Sk	Yds	QBP	TFL	No	Yds	Lg	TD	PD	FF	FR	Yds	SpT
2019	Tennessee	3	0	4	3	1	0.0	0.0	3	0	0	0	0	0	0	0	1	0	0
2020	Tennessee	1	1	3	2	1	0.0	0.0	0	1	0	0	0	0	0	0	0	0	0
2021	Tennessee	1	1	8	7	1	3.0	28.0	3	3	0	0	0	0	0	0	0	0	0
<b>NFL Totals</b>		<b>5</b>	<b>2</b>	<b>15</b>	<b>12</b>	<b>3</b>	<b>3.0</b>	<b>28.0</b>	<b>6</b>	<b>4</b>	<b>0</b>	<b>0</b>	<b>0</b>	<b>0</b>	<b>0</b>	<b>0</b>	<b>1</b>	<b>0</b>	<b>0</b>

### Single-Game Highs

- Tackles - 7 vs. Cleveland (12/6/20)
- Sacks - 3 at L.A. Rams (11/7/21)
- Quarterback Pressures - 10 at L.A. Rams (11/7/21)
- Tackles For Loss - 3 at L.A. Rams (11/7/21)
- Fumble Recovery - 1 (Three times, last vs. Detroit 12/20/20)
- Forced Fumbles - 1 (Twice, last vs. N.Y. Giants 9/11/22)
- Passes Defensed - 2 vs. Jacksonville (12/11/22)

### Playoff Single-Game Highs

- Tackles - 8 vs. Cincinnati (1/22/22)
- Sacks - 3 vs. Cincinnati (1/22/22)
- Quarterback Pressures - 3 vs. Cincinnati (1/22/22)
- Fumble Recovery - 1 at Baltimore (1/11/20)



# 77 PETER SKORONSKI

**OFFENSIVE LINEMAN • 6'4" • 313 LBS • COLLEGE: NORTHWESTERN**  
**ACQUIRED: 1ST ROUND - 2023 • NFL EXPERIENCE (NFL/TITANS): ROOKIE**  
**HOMETOWN: PARK RIDGE, ILL.**  
**GAMES PLAYED/GAMES STARTED: 0/0 (PLAYOFFS: 0/0)**



**PRO:** The Titans selected Northwestern's Peter Skoronski with the 11th overall pick in the 2023 NFL Draft. The 6-foot-4-inch, 313-pound offensive lineman brings outstanding technique, athleticism and physicality to his position. While he was a three-year starter at left tackle, he possesses the versatility to move inside to guard. A native of Park Ridge, Ill., Skoronski did not miss a game or a start in his three seasons at Northwestern, appearing in 33 contests at left tackle. Among all offensive linemen at the 2023 NFL Scouting Combine, he placed second in the vertical jump (34.50 inches), second in the broad jump (9 feet 7 inches), fifth in the bench press (30 reps) and ninth in the 10-yard split (1.75 seconds). He became Northwestern's highest draft selection since guard Chris Hinton went to Denver with the fourth pick in 1983, and he was the 11th player in program history to be picked in the first round.

#### CAREER HIGHLIGHTS:

- In 2022, Skoronski's third and final season at Northwestern, he became the first unanimous first-team All-American in program history after starting all 12 games at left tackle.

#### TITANS TIDBITS:

- His grandfather, Bob Skoronski, was a left tackle for the Green Bay Packers, playing nine total seasons with the franchise. He missed two seasons while serving in the U.S. Air Force. He was a permanent offensive captain for the Packers under Vince Lombardi from 1964 to 1968 and played on five NFL championship teams. In 1976, he was inducted into the Packers Hall of Fame.
- Has a black lab named Slim.
- Minored in history in college and considers himself a "history nerd."
- Enjoys country music and names Luke Combs, Tim McGraw and Darius Rucker among his favorites.
- Fan of the TV show "The Office."

#### CAREER TRANSACTIONS:

- The Park Ridge, Ill., native was selected by the Titans in the first round (11th overall) of the 2023 NFL Draft.

#### COLLEGE:

- Skoronski started all 33 games at left tackle during his career at Northwestern without missing a game. He earned second-team All-Big Ten honors as a freshman and first-team recognition in each of the next two seasons. He became the first offensive lineman in program history to earn two All-Big Ten first-team awards.

**AS A JUNIOR (2022)**, named the Rimington-Pace Big Ten Offensive Lineman of the Year—the first ever by a Northwestern lineman—after starting all 12 games at left tackle. He was the first player in school history to become a unanimous first-team All-American and was named first-team All-Big Ten by coaches and media. He finished as a finalist for the 2022 Outland Trophy, recognizing nation's best college interior lineman on both offense and defense. He finished the season with PFF's highest pass-blocking grade in the country at 93.0 after allowing six pressures on 480 pass-blocking snaps. His 79.1 PFF run-blocking grade placed fifth among all qualifying Power 5 tackles.

**AS A SOPHOMORE (2021)**, started all 12 games at left tackle and helped pave the way for Evan Hull's 1,000-yard rushing season. He was named first-team All-Big Ten by the league's coaches and second-team All-Big Ten by the media.

**AS A TRUE FRESHMAN (2020)**, started all nine contests during a COVID-19 shortened campaign and anchored the left side of a line that helped the Wildcats make a 2020 Big Ten Championship Game appearance. He was named second-team All-Big Ten. Additionally, he earned True Freshman All-American recognition by 247Sports as the highest-graded true first-year performer in the Big Ten among all positions. He helped pave the way for 16 rushing touchdowns and a 162.8 rushing yards per game average and helped the offensive line allow only 1.29 sacks per game in the Big Ten regular season, the third fewest in the conference.

- Majored in economics at Northwestern.

#### PERSONAL:

- Attended Maine South (Park Ridge, Ill.) High School, where he was a four-star prospect, the No. 4 center nationally and the No. 2 player in Illinois, according to 247Sports. He was a three-year letter winner and 2019 team captain who recorded 173 pancakes in three seasons with the Hawks.
- Earned All-State honors in 2018 and 2019 and was a three-time All-Conference and All-Area selection.
- Led Maine South to back-to-back-to-back CSL conference championships and was a member of the 2016 state champion team.
- Lettered three times in basketball and three times in track and field (shot put and discus) and was a National Honor Society member.
- Parents are Anne and Bob.
- Siblings are Elizabeth and Robbie.
- Follow Skoronski on Twitter at @pskoronski.
- Follow Skoronski on Instagram at @peterskoronski.
- Born Peter Joseph Skoronski on July 31, 2001 in Chicago, Ill.

### PETER SKORONSKI'S COLLEGE STATISTICS

#### REGULAR SEASON

Year	Team	GP	GS
2020	Northwestern	9	9
2021	Northwestern	12	12
2022	Northwestern	12	12
<b>College Totals</b>		<b>33</b>	<b>33</b>

#### Starts Breakdown:

2020 - LT 9; 2021 - LT 12; 2022 - LT 12



# 32 TYJAE SPEARS

**RUNNING BACK • 5'11" • 195 LBS • COLLEGE: TULANE**  
**ACQUIRED: 3RD ROUND - 2023 • NFL EXPERIENCE: ROOKIE**  
**HOMETOWN: PONCHATOULA, LA.**  
**GAMES PLAYED/GAMES STARTED: 0/0 (PLAYOFFS: 0/0)**



**PRO:** The Titans selected Tyjae Spears in the third round of the 2023 NFL Draft. The 5-foot-11-inch, 195-pounder is a dynamic and explosive running back with superb instincts and the ability to play on all downs on offense and contribute in the return game. The Ponchatoula, La., native spent four years at Tulane (2019-22) prior to entering the NFL. His collegiate rushing totals included 2,910 yards and 31 touchdowns, and his 6.8 yards per carry from 2019 to 2022 ranked second in the nation behind only Alabama-Birmingham's DeWayne McBride (minimum 400 attempts). Chosen by the Titans with the 81st overall draft pick, Spears became the highest pick from Tulane since running back Matt Forte in 2008 (44th overall by Chicago).

#### CAREER HIGHLIGHTS:

- In 2022, Spears ranked fifth in the FBS with 1,581 rushing yards, and his 21 total touchdowns (19 rushing, two receiving) tied for the most in the nation. His 19 rushing touchdowns tied for third in the country. He was named the American Athletic Conference Offensive Player of the Year.
- In Tulane's Cotton Bowl victory over Southern California on Jan. 2, 2023, Spears rushed for 205 yards and a career-high four touchdowns, winning Most Outstanding Offensive Player honors.

#### TITANS TIDBITS:

- Spears has worked with a non-profit organization in New Orleans called Son of a Saint, which provides "mentorship, education, recreation, camaraderie, cultural enrichment, emotional support and helping to fill the void for dozens of fatherless young men."
- Growing up on the New Orleans area, his favorite player was former Saints running back Reggie Bush.
- Spears is one of nine children in his family (five brothers and three sisters).
- His first job as a teenager was working at Walmart.

#### CAREER TRANSACTIONS:

- The Ponchatoula, La., native was selected by the Titans in the third round (81st overall) of the 2023 NFL Draft.

#### COLLEGE:

• Spears appeared in 33 games with 20 starts at running back during his career at Tulane. He totaled 2,910 yards and 31 touchdowns on 427 carries and added 48 receptions for 564 yards and three scores. He ended his career as the school's all-time leader in yards per carry (6.8), tied for second in 100-yard rushing games (15), tied for third in rushing touchdowns (31), fourth in rushing yards per game (85.6) and sixth in rushing yards (2,910) and total touchdowns (34). His 6.8 yards per carry from 2019 to 2022 ranked second in the FBS behind only Alabama-Birmingham running back DeWayne McBride's 7.3-yard average (minimum 400 attempts).

**AS A JUNIOR (2022)**, started all 14 games for the Green Wave, totaling 1,581 yards and 19 touchdowns on 229 rushing attempts and adding 22 receptions for 256 yards and two touchdowns. Named Honorable Mention All-American by Phil Steele, American Athletic Conference Offensive Player of the Year and First-Team All-AAC. Tied for the national lead with 21 total touchdowns and tied for third in the country with 19 rushing touchdowns, a total that ranked second in Tulane single-season history. His 1,581 rushing yards led the conference and made up the Green Wave's all-time second-highest single-season total. Tallied nine 100-yard rushing games, including eight consecutive such efforts to finish the season. Helped the Olive and Blue earn a 12-2 record and win an American Athletic Conference title. The team's ninth-overall ranking was the second-best finish in program history.

- Against Massachusetts (9/3), opened the season with 12 carries for 57 yards and three touchdowns and added two receptions for 32 yards.
- At South Florida (10/15), rushed for 151 yards and two touchdowns, including a career-long 75-yarder.
- At Cincinnati (11/25), set a career mark with 35 carries, rushing for 181 yards and a pair of touchdowns.
- Against Central Florida (12/3), helped deliver a 45-28 AAC Championship victory with a Yulman Stadium-record 199 rushing yards and a touchdown.
- Against Southern California in the Cotton Bowl (1/2/23), rushed 17 times for 205 yards and a career-high four touchdowns, winning Most Outstanding Offensive Player in Tulane's 46-45 victory.

**AS A SOPHOMORE (2021)**, appeared in 12 games with three starts. Led the team in rushing with 129 carries for 863 yards and nine touchdowns in addition to 19 catches for 145 yards. Rushed for over 100 yards in four of the last five games of the season.

- At Memphis (11/27), closed out the season with a career-high 264 rushing yards with two touchdowns. His 264 rushing yards tied for the fifth-highest total by a player in the nation in 2021. It was the fourth most in school history and the most by any player other than Matt Forte.

**AS A REDSHIRT FRESHMAN (2020)**, saw action in three games (three starts) before he suffered a season-ending injury. Finished fourth on the team in rushing with 274 yards and averaged 7.4 yards per carry.

- Against South Alabama (9/12), opened the year with 105 yards on only 11 carries.
- Against Southern Miss (9/26), rushed for 50 yards on eight carries and had two touchdowns before exiting with a season-ending injury.

**AS A TRUE FRESHMAN (2019)**, totaled 192 yards rushing, 133 yards receiving and finished with a pair of touchdowns in four games. Used a redshirt to retain eligibility.

- Against Missouri State (9/14), had a career-best 88-yard touchdown reception to go along with eight rushes for 89 yards and a score.
- Graduated from Tulane in December 2022 with a degree in health and wellness.

#### PERSONAL:

- Attended Ponchatoula (La.) High School, where he earned three-star ratings from 247Sports.com and Rivals.com.
- As a senior at Ponchatoula, recorded 920 rushing yards and 880 receiving yards with 18 total touchdowns.
- Also participated on the track and field team in high school.
- Follow Spears on Twitter at @tyjae22, on Instagram at @twotwo4six and on TikTok at @tyjaespears.
- Son of Margene Spears & Nicole Hart.
- Born Tyjae Armon Spears on June 15, 2001 in Hammond, La.

## TYJAE SPEARS' COLLEGE STATISTICS

Year	Team	GP	GS	RUSHING					RECEIVING				
				Att	Yds	Avg	Lg	TD	No	Yds	Avg	Lg	TD
2019	Tulane	4	0	32	192	6.0	52t	1	5	133	26.6	88t	1
2020	Tulane	3	3	37	274	7.4	42	2	2	30	15.0	16	0
2021	Tulane	12	3	129	863	6.7	69t	9	19	145	7.6	44	0
2022	Tulane	14	14	229	1,581	6.9	75t	19	22	256	11.6	30	2
<b>College Totals</b>		<b>33</b>	<b>20</b>	<b>427</b>	<b>2,910</b>	<b>6.8</b>	<b>75t</b>	<b>31</b>	<b>48</b>	<b>564</b>	<b>11.8</b>	<b>88t</b>	<b>3</b>

### Single-Game Highs

Rushes - 35 at Cincinnati (11/25/22)  
 Rushing Yards - 264 at Memphis (11/27/21)  
 Long Rush - 75t at South Florida (10/15/22)  
 Rushing Touchdowns - 4 vs. Southern California (1/2/23)  
 Receptions - 6 at Houston (9/30/22)  
 Receiving Yards - 88 vs. Missouri State (9/14/19)  
 Receiving Touchdowns - 1 (three times, last vs. Southern Methodist 11/17/22)  
 Long Reception - 88t vs. Missouri State (9/14/19)

### Additional Statistics

Kickoff Returns - 2 for 36 yards (2021)





# 4 RYAN STONEHOUSE

**PUNTER • 5'10" • 193 LBS • COLLEGE: COLORADO STATE**  
**ACQUIRED: FREE AGENT - 2022 • NFL EXPERIENCE (NFL/TITANS): 2/2**  
**HOMETOWN: LA VERNE, CALIF.**  
**GAMES PLAYED/GAMES STARTED: 17/0 (PLAYOFFS: 0/0)**



**PRO:** The Titans signed Ryan Stonehouse as an undrafted free agent following the 2022 NFL Draft to add competition to the punting position. The 5-foot-10-inch, 193-pounder put together an impressive training camp performance, unseating the incumbent Brett Kern, who had been the club's punter since 2009. Stonehouse enjoyed a record-breaking rookie campaign in 2022. He finished the season with a gross average of 53.10 yards per punt on 90 total punts (4,779 total yards). In doing so, he broke Sammy Baugh's single-season NFL record of 51.40 yards per punt, which was established in 1940 and was never matched among qualifiers (2.5 punts per team game). With a net punting average of 44.03 yards per punt in 2022, Stonehouse also established a new NFL record for the highest net average by a rookie punter.

#### CAREER HIGHLIGHTS:

- As a rookie in 2022, Stonehouse was selected second-team Associated Press All-Pro and set numerous NFL records. He finished the season with a gross average of 53.10 yards per punt on 90 total punts, which broke Sammy Baugh's single-season NFL record of 51.40 yards per punt that was established in 1940. Stonehouse's mark also surpassed Brett Kern's franchise record of 49.7 yards per punt in 2017. With a net punting average of 44.03 yards per punt in 2022, he also established a new NFL record for the highest net average by a rookie punter.
- Named AFC Special Teams Player of the Week after punting eight times for 432 yards (54.0 avg.) with three kicks placed inside the 20-yard line against Denver (11/13/22).
- In 2021, Stonehouse set the NCAA career punt average record by concluding his career at 47.8 average yards per attempt.

#### TITANS TIDBITS:

- Stonehouse comes from a lineage of punters. His father, Paul, was an All-American punter for Stanford. His uncle, John Stonehouse was an All-American punter at Southern California and was signed by the New York Giants as a rookie free agent in 1996. His uncle, Jeff Banks, was a punter at Washington State. His younger cousin, Jack, is a punter at Missouri.
- Stonehouse's father, Paul, and uncle, John, used to teach punting at their camp, The Kicking Game, and through private lessons. The camp's website houses testimonials from coaches Bill Walsh, John Robinson, Paul Pasqualoni and Mike Price.
- Uncle, Jeff Banks, is the assistant head coach/tight ends coach/special teams coordinator at Texas.
- As a craftsman, Stonehouse built an outdoor kitchen in his home, that is owned by his grandmother, and it is complete with two different cooking areas, a sink, granite countertops, it is made out of wood and brick and is even wired for lighting.
- During COVID, Stonehouse purchased an old Ford van for \$750 and is converting it into a vehicle that could potentially serve as a home, expecting to flip it and sell it for profit.
- Stonehouse is passionate about fostering dogs. Prior to the start of COVID, he had organized a camp at Colorado state with all profits intended to benefit "The Good Dog Rescue," an organization that aims to save dogs from high kill shelters and place them in foster homes.
- A native Californian, Stonehouse can surf.

#### CAREER TRANSACTIONS:

- The La Verne, Calif., native was signed by the Titans as a rookie free agent on May 13, 2022.

#### SEASON RECAPS:

**2022 (17/0):** Selected second-team Associated Press All-Pro. Named to

the Pro Football Writers of America All-Rookie team. Led the NFL with a 53.1 gross punt avg. and in the process broke Sammy Baugh's single-season NFL record of 51.40 gross yards per punt, which was established in 1940 and never matched among qualifiers (2.5 punts per team game) until Stonehouse's rookie campaign. Ranked fourth in the NFL with a 44.0 net punt avg. With a season net punting average of 44.03 yards per punt, he established a new NFL record for the highest net average by a rookie punter. Punted 90 times for 4,779 yards with 30 punts placed inside the 20-yard line. Recorded an NFL-leading eight punts of at least 65 yards in 2022. Registered 19 punts of 60 or more yards in 2022. Registered 59 punts of 50 or more yards in 2022. Collected two special teams tackles on coverage units. Tied for the team lead in special teams tackles once in 2022 (vs. JAX). Recorded 14 games in 2022 in which he averaged 50.0 yards per punt, surpassing the most games with a 50.0-yard average in a season in NFL history. Named AFC Special Teams Player of the Month for October after averaging 51.7 yards on 20 punts, with a long of 66 yards in four Titans' victories. Selected AFC Special Teams Player of the Week after punting eight times for 432 yards (54.0 avg.) with three kicks placed inside the 20-yard line against Denver (11/13/22).

- Against N.Y. Giants (9/11), made his NFL debut and boomed six punts for 342 yards (57.0 avg.) with three punts placed inside the 20-yard line. In franchise history, his 57.0-yard gross punting average ranked fifth for a single game (minimum four punts). Pinned the Giants deep in their own territory with a 38-yard punt that was fair caught at the New York nine-yard line in the second quarter. Boomed a 62-yard punt to the Giants' seven-yard line in the third stanza. Nailed a 66-yard punt to the Giants' 13-yard line early in the fourth quarter.

- Against Las Vegas (9/25), boomed three punts for 181 yards (60.3 avg.) with two kicks placed inside the 20-yard line. Flipped field position with a 57-yard punt that was fair caught at the Las Vegas 13-yard line late in the second quarter. Nailed a career-best 70-yard punt to the Raiders' six-yard line late in the final stanza. In his first three NFL games, he became the first punter in NFL history to record three consecutive games with a punting average of at least 55.0 yards in each game and at least two punts in each contest.

- At Washington (10/9), punted eight times for 416 yards (52.0 avg.) with four kicks placed inside the 20-yard line. Flipped field position with a 66-yard punt to the Commanders' 15-yard line in the second quarter. Pinned the Commanders deep in their own territory with a 40-yard punt that rolled out of bounds at the Washington 10-yard line in the fourth quarter. Switched field position with a 59-yard punt to the Commanders' 11-yard line in the fourth quarter.

- At Kansas City (11/6), punted eight times for 390 yards (48.8 avg.) with two kicks placed inside the 20-yard line. Flipped field position with a 57-yard punt that was downed at the Kansas City three-yard line late in the second quarter. Pinned the Chiefs deep in their own territory with a 35-yard punt to the Kansas City seven-yard line in the final quarter.

- Against Denver (11/13), named AFC Special Teams Player of the Week after punting eight times for 432 yards (54.0 avg.) with three kicks placed inside the 20-yard line. Flipped field position early in the first quarter with a booming 64-yard punt that was downed at the Broncos' four-yard line. Pinned Denver deep in their own territory with a 38-yard punt that was downed at the Broncos' six-yard line in the opening stanza. Boomed a career-long 74-yard punt in the second quarter.

- At Green Bay (11/17), punted three times for 152 yards (50.7 avg.) with one kick placed inside the 20-yard line. Registered a special teams tackle on coverage units. Flipped field position with a 59-yard punt to the Packers' six-yard line late in the fourth quarter.

- Against Cincinnati (11/27), boomed five punts for 269 yards (53.8 avg.) with two kicks placed inside the 20-yard line. Placed a 44-yard punt that was fair caught at the Bengals' seven-yard line.
- At Philadelphia (12/4), punted seven times for 401 yards for a season-best 57.3 gross avg. Boomed a 61-yard punt that sat at the Eagles' four-yard line in the final quarter.
- Against Jacksonville (12/11), punted three times for 150 yards (50.0 avg.). Posted a special teams tackle on coverage units. Recorded his 11th game of 2022 in which he averaged 50.0 yards per punt, surpassing the most games with a 50.0-yard average in a season in NFL history.
- At L.A. Chargers (12/18), punted seven times for 392 yards (56.0 avg.) with four kicks placed inside the 20-yard line. Flipped field position with a 66-yard punt to the Chargers' six-yard line in the third quarter. Nailed a 68-yard punt in the fourth quarter. Hammered a 61-yard punt to the Chargers' five-yard line in the final stanza.
- Against Houston (12/24), punted six times for 301 yards (50.2 avg.) with one kick placed inside the 20-yard line. Logged his seventh consecutive game with a gross punting average of at least 50.0 yards to break his own NFL record of six consecutive games, set earlier this season from Week 1-7.
- At Jacksonville (1/7), punted three times for 166 yards (55.3 avg.). Boomed a game-long 60-yard punt to the Jaguars' nine-yard line in the opening quarter.

**COLLEGE:**

- Appeared in 53 games over five seasons at Colorado State (2017-21) and set the NCAA career record for gross punt average (47.8). Career totals include 244 punts for 11,656 yards (47.8 avg), including a long of 81 yards, 90 punts placed inside the 20-yard line and 106 punts of 50+ yards. Became the first player in Colorado State history to log 11,000 punting yards in a career. He earned All-Mountain West honors all five seasons at Colorado State: second team (2021), first team (2018-20), and honorable mention All-Mountain West (2017).
- As a graduate (2021), set the NCAA career punt average record by concluding his career at 47.8 average yards per attempt. Appeared in 12 games and logged 58 punts for 2,953 yards (50.9 avg.) including a career-long of 81 yards. Registered 27 punts placed inside the 20-yard line and 32 punts of 50+ yards. Was a second-team All-Mountain West selection and a Ray Guy Award semifinalist.

- As a senior (2020), saw action in four games and posted 26 punts for 1,178 yards (45.3 avg.) including a long of 58. Added eight punts placed inside the 20 and nine punts of 50+ yards. Named first team All-Mountain West for the third consecutive season.
- As a junior (2019), played in 12 games and punted 49 times for 2,274 yards (46.4 avg.) including a long of 64. Placed 13 punts inside the 20 and boomed 16 punts of 50+ yards. Named first team All-Mountain West for the second consecutive year.
- As a sophomore (2018), appeared in all 12 games and totaled 65 punts for 3,140 yards (48.3 avg.) including a long of 70 yards. Added 18 punts placed inside the 20 and 31 punts of 50+ yards. Had one punt blocked. Completed one 11-yard pass on a fake punt. Earned first-team All-Mountain West recognition.
- As a freshman (2017), played in 13 games and punted 46 times for 2,111 yards (45.9 avg.) including a long of 65 yards. Placed 24 punts inside the 20 and logged 18 punts of 50+ yards. Earned honorable mention All-Mountain West honors.
- Graduated from Colorado State in May 2021 with a degree in sociology.

**PERSONAL:**

- Attended Mater Dei (Calif.) High School where he was named the nation's top punter by 247Sports as a senior after averaging 45.2 yards per punt.
- Rated a three-star prospect by Scout, Rivals, and 247Sports.
- Son of Natalie Banks and Paul Stonehouse.
- His father, Paul, was an All-American punter for Stanford. His uncle, John Stonehouse was an All-American punter at Southern California and was signed by the New York Giants as a rookie free agent in 1996. His uncle, Jeff Banks, was a punter at Washington State. His younger cousin, Jack, is a punter at Missouri.
- Follow Stonehouse on Twitter at @\_ryanstonehouse and on Instagram at @ryanstonehouse.
- Born Ryan Matthew Stonehouse on May 11, 1999 in San Dimas, Calif.

**RYAN STONEHOUSE'S GAME-BY-GAME****2022 Tennessee Titans**

Date	Opp	W/L	No	Yds	Avg	Net	TB	In 20	Lg	Blk
Sept 11	NYG	L	6	342	57.0	46.7	0	3	66	0
Sept 19	@ Buf	L	6	333	55.5	45.3	1	2	64	0
Sept 25	LV	W	3	181	60.3	49.3	1	2	70	0
Oct 2	@ Ind	W	4	211	52.8	47.8	0	0	57	0
Oct 9	@ Was	W	8	416	52.0	48.4	0	4	66	0
Oct 23	Ind	W	3	164	54.7	39.0	0	0	58	0
Oct 30	@ Hou	W	5	242	48.4	40.8	1	4	57	0
Nov 6	@ KC	L	8	390	48.8	41.4	0	2	63	0
Nov 13	Den	W	8	432	54.0	47.3	2	3	74	0
Nov 17	@ GB	W	3	152	50.7	36.7	0	1	59	0

Nov 27	Cin	L	5	269	53.8	43.8	2	2	71	0	
Dec 4	@ Phi	L	7	401	57.3	42.3	0	1	62	0	
Dec 11	Jax	L	3	150	50.0	43.3	0	0	53	0	
Dec 18	@ LAC	L	7	392	56.0	45.6	1	4	68	0	
Dec 24	Hou	L	6	301	50.2	43.3	0	1	61	0	
Dec 29	Dal	L	5	237	47.4	37.6	1	1	55	0	
Jan 7	@ Jax	L	3	166	55.3	44.3	0	0	60	0	
<b>Totals</b>			<b>7-10</b>	<b>90</b>	<b>4,779</b>	<b>53.1</b>	<b>44.0</b>	<b>9</b>	<b>30</b>	<b>74</b>	<b>0</b>

**RYAN STONEHOUSE'S NFL STATISTICS****REGULAR SEASON**

Year	Team	GP	No.	PUNTING								
				Yds	Avg	Ret	Yds	TB	In	Lg	Blk	Net
2022	Tennessee	17	90	4,779	53.1	59	636	9	30	74	0	44.0
<b>NFL Totals</b>		<b>17</b>	<b>90</b>	<b>4,779</b>	<b>53.1</b>	<b>59</b>	<b>636</b>	<b>9</b>	<b>30</b>	<b>74</b>	<b>0</b>	<b>44.0</b>

**Single-Game Highs**

- Punts - 8 (Three times, last vs. Denver 11/13/22)
- Yards - 432 vs. Denver (11/13/22)
- Gross Avg. - 57.3 at Philadelphia (12/4/22)
- Net Avg. - 48.4 at Washington (10/9/22)
- Long Punt - 74 vs. Denver (11/13/22)
- In20 - 4 (Three times, last at L.A. Chargers 12/18/22)

**Additional Statistics**

- Special Teams Tackles - 2 (2022)



# 17 RYAN TANNEHILL

QUARTERBACK • 6'4" • 217 LBS • COLLEGE: TEXAS A&M

ACQUIRED: TRADE (MIA) - 2019

NFL EXPERIENCE (NFL/TITANS): 12/5 • HOMETOWN: BIG SPRING, TEXAS

GAMES PLAYED/GAMES STARTED: 145/143 (PLAYOFFS: 5/5)



Pro Bowl: 2019



Captain: 2020, 2021, 2022

**PRO:** The Titans traded for Ryan Tannehill in the 2019 offseason, bringing an experienced, veteran leader to the team. He took control as the team's starting quarterback by midseason and subsequently led the Titans to the playoffs and an AFC championship game appearance. In the process, he set single-season franchise records and led the NFL with a 117.5 passer rating and a passing average of 9.6 yards per attempt. His play led to his first career Pro Bowl appearance. He was rewarded with a multi-year contract extension in March 2020. Tannehill excelled again in his second season with the club, registering a career-best 33 touchdown passes while leading the Titans to a second consecutive postseason appearance. In 2021, he passed for 3,734 yards while leading the club to the best record in the AFC and a third straight playoff berth. Tannehill spent his first seven seasons as a member of the Miami Dolphins after being selected in the first round of the 2012 NFL Draft. He started 88 games over six seasons in South Florida and accumulated 20,434 passing yards and 123 touchdown passes. The Texas A&M product has also shown mobility as a signal caller, having rushed for 1,931 career yards and 24 touchdowns through 2021.

## CAREER HIGHLIGHTS:

- Entering the 2023 campaign, Tannehill ranked among the franchise career leaders in several categories: first in passer rating (100.5), first in completion percentage (66.9), sixth in passing yards (12,831), fifth in passing touchdowns (89), sixth in passing attempts (1,623) and sixth in completions (1,085).
- In 2022, Tannehill started 12 games and ranked sixth in the AFC with a 94.6 passer rating. He completed 212 of 325 passes for 2,536 yards with 13 touchdowns and six interceptions.
- In 2021, Tannehill notched 3,734 passing yards, 21 passing touchdowns and seven rushing scores while leading the Titans to their second consecutive AFC South division title.
- In 2020, Tannehill finished fifth in the NFL with a 106.5 passer rating and tied for seventh in the NFL with a career-high 33 touchdown tosses. He passed for 3,819 yards and rushed for 266 yards with a career-high seven rushing touchdowns. In the process, he set a franchise record with 40 combined touchdowns in a season.
- In his first season in Tennessee, Tannehill led the Titans to a 9-4 combined record as a starter in the regular season and playoffs and won the NFL Comeback Player of the Year Award. He earned his first Pro Bowl invitation after leading the NFL in passer rating (117.5) and passing average (9.6 yards per attempt) and ranking third in completion percentage (70.3). He set club records in all three categories.
- He was named AFC Offensive Player of the Month for December 2019 after completing 90 of 132 passes for 1,322 yards with 12 touchdowns and two interceptions. His passer rating for the calendar month was 124.6, which led the AFC.
- Tannehill made his first career playoff appearance at the conclusion of the 2019 campaign and helped lead the Titans to a wild card win at New England and a divisional round victory at Baltimore.
- During his seven seasons (2012-18) in Miami, Tannehill passed for at least 3,000 yards four times and more than 4,000 yards twice. He totaled 16 career 300-yard passing games, which is the second-most in Dolphins history.
- Tannehill engineered 17 career fourth-quarter comebacks during the first eight seasons of his career.
- In 2015, Tannehill posted 4,208 passing yards with 24 touchdowns and set a then-NFL record with 25 consecutive completions. His 4,208 passing yards was the fifth-highest single-season total in Dolphins history and most by a Dolphins quarterback other than Dan Marino.
- In 2014, Tannehill passed for 4,045 yards with 27 touchdowns for a

92.8 passer rating. He registered a career-best 311 rushing yards with a touchdown. His 392 completions were the most in Dolphins history.

## TITANS TIDBITS:

- During the 2023 offseason, Tannehill received his pilot's license. He says, "it's something I have to be totally focused on, be present in the moment, but at the same time it's an escape for me. A lot of hard work went into it, but I'm thankful I was able to get that and excited to be a pilot."
- Ryan founded the Tannehill's A.C.E.S. (Achieving Community Educations Success) program with wife, Lauren, which consisted of 17 sophomores from American Senior High School and is focused on awarding scholarships to the participating students who strive for good grades and took on an active role in their community by hosting monthly events to reward the students and help them give back to the community.
- Ryan enjoys deep-sea fishing off the coast of South Florida in his free time.
- Ryan's father, Tim, played wide receiver at Texas Tech from 1985-87.

## CAREER TRANSACTIONS:

- The Big Spring, Texas, native was originally selected by the Miami Dolphins in the first round (eighth overall) of the 2012 NFL Draft.
- Traded by the Dolphins to the Titans along with a 2019 sixth-round pick for a 2019 seventh-round draft pick and a 2020 fourth-round draft choice on March 15, 2019.

## SEASON RECAPS:

**2022 (12/12 - Tennessee):** Started 12 games at quarterback and ranked sixth in the AFC with a 94.6 passer rating. Completed 212 of 325 passes for 2,536 yards with 13 touchdowns and six interceptions. Rushed 34 times for 98 yards with two touchdowns. Was inactive for three contests. Placed on injured reserve on Dec. 29 and missed the final two games. Has posted 50 career games with a 100.0 or better passer rating, including three in 2022 (vs. NYG, at IND, at GB). Has registered 25 career games with at least 300 passing yards, including one in 2022 (at GB). Posted his 200th career touchdown pass against N.Y. Giants (9/11/22). Set a single-game career high by completing 81.5 percent of his passes on 22 of 27 passing at Green Bay (11/17/22). Led the team in rushing yards once in 2022 (at PHI).

- Against N.Y. Giants (9/11), completed 20 of 33 passes for 266 yards with two touchdowns for a 106.4 passer rating. Rushed twice for seven yards. By starting his 44th consecutive game with the club, he passed Steve McNair for the most consecutive starts in Titans/Oilers history by a quarterback. Found Dontrell Hilliard for a seven-yard touchdown to give the Titans an early 7-0 lead in the opening stanza. It was the 200th touchdown pass of his career, making him the 47th player in NFL history to reach the plateau. Gave the Titans a 20-13 lead with a 23-yard touchdown pass in the third quarter. Got the Titans in field goal range with a 21-yard pass to Philips along the sideline late in the fourth quarter.
- Against Las Vegas (9/25), completed 19 of 27 passes for 264 yards with a touchdown and an interception. Rushed four times for two yards with a score. Notched his 15th NFL game and his 13th game with the Titans in which he passed for at least one touchdown and rushed for at least one touchdown. Gave the Titans an early 7-0 lead with a two-yard touchdown pass to Geoff Swaim on third-and-one. Got the Titans' second touchdown drive going with a 41-yard bomb to Robert Woods on the final play of the opening stanza. Increased the Titans' lead to 21-10 with a one-yard touchdown plunge in the second quarter.
- At Indianapolis (10/2), set a then single-game career high by completing 81 percent of his passes on 17 of 21 passing for 137 yards with two touchdowns for a 125.6 passer rating. Rushed five times for nine yards.

Gave the Titans an early 7-0 lead with a seven-yard touchdown pass to Robert Woods in the first quarter. Increased the Titans' lead to 24-3 with an eight-yard touchdown pass to Chig Okonkwo in the second quarter. Sealed the victory with a seven-yard toss to Okonkwo on third-and-four late in the fourth quarter allowing the Titans to run out the clock.

- At Washington (10/9), in his 50th game as a member of the Titans, completed 15 of 25 passes for 181 yards with a touchdown for a 95.6 passer rating. Gave the Titans a 7-0 lead with a 13-yard touchdown pass to Dontrell Hilliard in the opening quarter. Set up the Titans' game-winning touchdown with a 61-yard strike to Nick Westbrook-Ikhine to the Washington 12-yard line in the third quarter. Kept the Titans' game-winning touchdown drive alive with a seven-yard toss to Austin Hooper down to the Commanders' two-yard line on third-and-seven late in the third quarter.
- At Houston (10/30), was inactive ending his streak of 49 consecutive starts. It was the longest consecutive starting streak by a quarterback in franchise history.
- Against Denver (11/13), returned to the lineup and completed 19 of 36 passes for 255 yards with two touchdowns for a 94.1 passer rating. Rushed twice for 12 yards. With the victory, he set the record for the most wins by a Titans/Oilers starting quarterback in the first four seasons of a player's career with the organization. Cut the Broncos' lead to 10-7 with a nine-yard touchdown strike to Nick Westbrook-Ikhine on third-and-goal with 12 seconds remaining in the first half. Gave the Titans a 14-10 advantage with a 63-yard touchdown toss to Nick Westbrook-Ikhine on a flea flicker in the third quarter.
- At Green Bay (11/17), set a career-high with an 81.5 percent completion percentage on 22 of 27 passing for 333 yards with a touchdown and an interception for a 127.3 passer rating. Kickstarted the Titans' opening touchdown drive with a 43-yard bomb to Treyton Burks on third-and-seven in the first quarter. Gave the Titans an early 7-0 lead with a 14-yard touchdown pass to Dontrell Hilliard in the opening stanza. Gave the Titans a 27-17 advantage with a 16-yard touchdown strike to Austin Hooper on the first play of the fourth quarter.
- Against Cincinnati (11/27), completed 22 of 34 passes for 291 yards for a 91.7 passer rating. Rushed twice for nine yards. Extended the Titans' initial scoring drive with a pair of conversions: an eight-yard pass to Austin Hooper on third-and-five and a 25-yard connection to Nick Westbrook-Ikhine on third-and-10 late in the first quarter. Set up the Titans' second field goal with a 51-yard bomb to Treyton Burks to the Bengals' 24-yard line in the third quarter. Kept the Titans' final scoring drive alive with a pair of conversions: a four-yard run on third-and-four and a 17-yard pass to Chig Okonkwo on third-and-one in the final stanza.
- Against Jacksonville (12/11), completed 25 of 38 passes for 254 yards with two touchdowns and an interception for a 91.3 passer rating. Rushed twice for 16 yards. Extended the Titans' opening touchdown drive with a 13-yard connection to Nick Westbrook-Ikhine on third-and-five in the opening quarter. Gave the Titans a 14-7 lead with a 10-yard touchdown toss to Chig Okonkwo late in the first quarter. Found Westbrook-Ikhine in the corner of the end zone for a two-yard touchdown in the fourth quarter. Connected with Okonkwo for the ensuing two-point conversion.

**2021 (17/17, 1/1 - Tennessee):** Started all 17 games at quarterback and became the only quarterback other than Warren Moon (1989–1991) to record multiple seasons with at least 3,500 passing yards with the franchise. Finished the season with 3,734 yards, 21 touchdowns and 14 interceptions, completing 357 of his 531 passes (89.6 passer rating). His passing yardage total ranked fourth in franchise history. Posted 55 carries for 270 yards with a career-high-tying seven rushing touchdowns. Started the postseason contest and completed 15 of 24 passes for 220 yards with one touchdown and three interceptions. Rushed three times for 12 yards. Has engineered 26 career game-winning drives (including the playoffs), defined as when the team trailed or was tied in the fourth quarter or overtime, including four in 2021 (at SEA, vs. BUF, at IND, vs. SF). Has registered 14 career games with at least one passing touchdown and at least one rushing touchdown, including four in 2021 (vs. ARI, vs. KC, at LAR, vs. NO). Eclipsed 30,000 career passing yards, becoming the 51st player in NFL history to reach the mark at Pittsburgh (12/19/21). Named AFC Offensive Player of the Week after completing 23 of 32 passes for 287 yards with a career-high-tying four touchdowns for a season-best 138.9 passer rating at Houston (1/9/22).

- At Seattle (9/19), completed 27 of 40 passes for 347 yards for a 94.5 passer rating. Rushed four times for 27 yards. Recorded his 23rd career game-winning drive. It was his 10th game-winning drive since joining the Titans in 2019, which led all NFL quarterbacks during the past three

seasons. Kickstarted the Titans' second scoring drive with a 51-yard bomb to Jones to the Seattle 25-yard line in the second stanza.

- Against Indianapolis (9/26), connected on 18 of 27 passes for 197 yards with three touchdowns and two interceptions for a 94.2 passer rating. Tied a career-high with 56 rushing yards on five carries. Gave the Titans an early 7-0 lead with a six-yard touchdown strike to Chester Rogers on third-and-goal. Found Nick Westbrook-Ikhine for an 18-yard touchdown pass and a 14-7 lead in the second quarter. Increased the Titans' advantage to 22-13 with a 10-yard touchdown toss to Jeremy McNichols on third-and-goal early in the fourth quarter.
- At Jacksonville (10/10), connected on 14 of 22 passes for 197 yards with a touchdown pass for a 107.6 passer rating. Rushed three times for 21 yards. Increased the Titans' advantage to 21-13 with a 14-yard touchdown toss to MyCole Pruitt in the second quarter.
- Against Kansas City (10/24), completed 21 of 27 passes for 270 yards with a touchdown and an interception for a 105.2 passer rating. Rushed twice for six yards with a score. Registered his second game of 2021 and his 12th career game in which he had at least one passing touchdown and at least one rushing touchdown. Set up the Titans' second touchdown with a 46-yard bomb to A.J. Brown down the left sideline. Increased the Titans' lead to 14-0 with 24-yard touchdown strike to Brown on third-and-seven late in the first stanza. Gave the Titans a 24-0 advantage with a two-yard touchdown run in the second quarter.
- At Indianapolis (10/31), completed 23 of 33 passes for 265 yards with three touchdowns and two interceptions for a 98.7 passer rating. Registered his second game of 2021 with three (or more) touchdown passes and the 24th such performance of his career. Rushed twice for 26 yards. Cut the Colts' lead to 14-7 with a six-yard touchdown toss to Geoff Swaim on third-and-three in the second stanza. Evened the score at 14-14 with a 57-yard touchdown pass to A.J. Brown in the second quarter. Gave the Titans a 21-17 lead with a five-yard touchdown connection with Nick Westbrook-Ikhine on third-and-four in the third stanza.
- Against New Orleans (11/14), connected on 19 of 27 passes for 213 yards with a touchdown for a 105.9 passer rating. Posted a rushing touchdown. Posted a one-yard touchdown run on a quarterback sneak to give the Titans a 13-6 lead late in the first half. Found MyCole Pruitt for a two-yard touchdown toss and a 20-6 lead early in the third stanza.
- Against San Francisco (12/23), completed 22 of 29 passes for 209 yards with a touchdown for a 106.8 passer rating. Rushed three times for 22 yards. Credited with the 26th game-winning drive of his career, including a league-high 13 game-winning drives since joining the Titans in 2019. On third down, was 11 of 13 passing (84.6 percent) for 149 yards with a passer rating of 114.4. Converted a career-high nine third downs on passing attempts. Gave the Titans a 17-10 lead with an 18-yard touchdown strike to Brown early in the fourth quarter. Set up the game-winning field goal with a 23-yard scamper to the 49ers' 31-yard line late in the final quarter.
- Against Miami (1/2), completed 13 of 18 passes for 120 yards with two touchdowns for a 127.1 passer rating against his former team. He now has more regular season wins—29—than any other starting signal caller in franchise history over the player's first three years with the club. Gave the Titans a 7-0 lead with a one-yard touchdown toss to Geoff Swaim late in the first quarter. Found Anthony Firkser for a 15-yard touchdown and a 24-3 lead midway through the fourth quarter.
- At Houston (1/9), named AFC Offensive Player of the Week after completing 23 of 32 passes for 287 yards with a career-high-tying four touchdowns for a season-best 138.9 passer rating. Gave the Titans a 7-0 lead with a five-yard touchdown toss to Firkser on third-and-five in the second stanza. Increased the Titans lead to 14-0 with a 14-yard touchdown pass to A.J. Brown late in the second stanza. Found Nick Westbrook-Ikhine for a four-yard touchdown toss with 11 seconds remaining in the first half. Somehow eluded a sack and scrambled out of the pocket to find Westbrook-Ikhine for a 36-yard completion on third-and-five in the fourth quarter. Connected with Julio Jones for a three-yard touchdown and a 28-18 lead midway through the fourth stanza.
- Against Cincinnati (1/22), completed 15 of 24 passes for 220 yards with a touchdown and three interceptions. Set up a Titans' field goal with a 40-yard bomb to Brown down to the Bengals' 22-yard line in the third quarter. Evened the score at 16-16 with a 33-yard touchdown pass to Brown down the right sideline late in the third quarter. With his seventh career postseason touchdown pass with the Titans, he passed Steve McNair (six) for sole possession of second place on the franchise's postseason list.

**2020 (16/16, 1/1 - Tennessee):** Started all 16 games at quarterback and finished fifth in the NFL with a 106.5 passer rating and tied for seventh

in the NFL with a career-high 33 touchdown passes. Completed 315 of 481 passes for 3,819 yards. Rushed 43 times for 266 yards and set a career-high with seven rushing touchdowns. Set a franchise record with 40 combined touchdowns (33 passing and seven rushing) in a season. With 3,819 passing yards in 2020, he moved into third place on the franchise single-season passing list. Started the postseason contest and completed 18 of 26 passes for 165 yards with a touchdown. Registered five games with three or more touchdown passes in 2020 (vs. JAX, vs. BUF, vs. HOU, vs. CLE, vs. DET). Became the third player in franchise history to pass for 30 touchdowns in a season. Set a franchise record with his fifth consecutive game with a passer rating of at least 100.0 (11/22-12/20), breaking the record he established in 2019.

- Against Jacksonville (9/20), made his 100th career regular season start at quarterback and completed 18 of 24 passes for 239 yards with a career-high tying four touchdown passes for a 145.7 passer rating. Marked his second-highest career passer rating in a game with a minimum of 20 attempts. Gave the Titans an early 7-0 lead with a 13-yard touchdown pass to Smith early in the first stanza. Increased the lead to 14-0 with a nine-yard touchdown pass to Corey Davis in the first stanza. Found Smith for a four-yard touchdown connection on third-and-four late in the second quarter. Reached 150 career touchdown passes on his third touchdown pass of the day. Stood in the pocket and took a hit to deliver an 18-yard touchdown pass to Adam Humphries on third-and-nine late in the third quarter.

- Against Buffalo (10/13), started at quarterback and completed 21 of 28 passes for 195 yards with three touchdowns for a 129.3 passer rating. Rushed four times for 42 yards with a score on the ground. Recorded the second game of his career with at least three passing touchdowns and at least one rushing touchdown. Got the Titans on the board early in the first quarter with a 16-yard touchdown strike to A.J. Brown. Gave the Titans a 21-10 halftime lead with a 10-yard touchdown run with 16 seconds left in the second quarter. Extended the Titans' lead to 28-10 with a four-yard touchdown pass to Jonnu Smith late in the third quarter. Capped the scoring with a seven-yard touchdown toss to Smith to make the score 42-16 late in the final quarter.

- Against Houston (10/18), started at quarterback and completed 30 of 41 passes for 366 yards with four touchdowns and one interception for a passer rating of 122.6. His yardage total was the fifth-highest number of his career and his second-highest figure in a Titans uniform. Registered his 20th career game-winning drive and his seventh in a Titans uniform. It was his fourth game-winning drive of 2020. Completed his final 10 passes of the game in the fourth quarter and overtime. Gave the Titans a 7-0 lead with a seven-yard touchdown pass to Anthony Firkser in the opening stanza. Increased the Titans lead to 14-0 with a six-yard touchdown toss to A.J. Brown late in the opening quarter. Found Humphries down the left sideline for a 22-yard touchdown and a 21-7 lead. Increased the Titans' lead to 29-23 with a two-point conversion pass to Nick Westbrook-Ikhine in the back of the end zone in the fourth quarter. Sent the game to overtime with a seven-yard touchdown pass to Brown with four seconds left to play in regulation. Kickstarted the Titans' game-winning drive with a 53-yard catch-and-run pass to Derrick Henry down the right sideline in overtime.

- Against Pittsburgh (10/25), started at quarterback and completed 18 of 30 passes for 220 yards with two touchdowns for a 104.9 passer rating. Got the Titans on the scoreboard with a four-yard touchdown pass to Corey Davis on third-and-goal in the second quarter. Found A.J. Brown for a 73-yard catch-and-run touchdown in the third quarter.

- Against Chicago (11/8), started at quarterback and completed 10 of 21 passes for 158 yards with two touchdowns for a 104.9 passer rating. Reached the 25,000-yard career passing mark during the first quarter. Found A.J. Brown down the left sideline for a 40-yard touchdown strike and a 10-0 advantage in the second stanza. Increased the Titans lead to 24-3 with a two-yard touchdown toss to Jonnu Smith in the fourth quarter.

- At Baltimore (11/22), connected on 22 of 31 passes for 259 yards with two touchdowns and an interception for a 104.1 passer rating. Gave the Titans an early 7-0 lead with a one-yard touchdown toss to Jonnu Smith in the first quarter. Found A.J. Brown for a 14-yard touchdown on third-and-10 with 2:26 remaining in the fourth quarter. Made the Titans' lead 24-21 with a two-point conversion run.

- At Indianapolis (11/29), completed 13 of 22 passes for 221 yards with a touchdown for a 108.3 passer rating. Rushed twice for three yards with a rushing score. Extended the Titans' opening touchdown drive with an eight-yard pass to Geoff Swaim on third-and-one in the first quarter. Gave the Titans a 14-7 advantage by finding A.J. Brown over the middle for a 69-yard catch-and-run touchdown late in the opening stanza. Set up the Titans' fifth and final touchdown of the first half with a 37-yard strike to

Corey Davis down to the Colts' one-yard line late in the second quarter. Extended the Titans' lead to 35-14 with a one-yard touchdown run on a zone read with 20 seconds remaining in the first half.

- Against Cleveland (12/6), completed 29 of 45 passes for 389 yards with three touchdowns and an interception for a 104.8 passer rating. Got the Titans on the scoreboard with a 17-yard touchdown toss to Corey Davis in the second stanza. Found MyCole Pruitt for a 22-yard touchdown pass early in the third quarter. Connected with Cameron Batson for an eight-yard touchdown pass with less than a minute remaining in the contest.

- At Jacksonville (12/13), completed 19 of 24 passes for 212 yards with two touchdowns for a 131.2 passer rating. On his first pass of the game, a 13-yard completion to tight end Geoff Swaim, he passed the 3,000-yard passing mark for the fifth time in his career and for the first time since 2015. Gave the Titans an early 7-0 lead with a 37-yard touchdown connection to A.J. Brown on a flea-flicker in the first quarter. Found Geoff Swaim for a five-yard touchdown toss and a 24-3 advantage early in the third quarter.

- Against Detroit (12/20), completed 21 of 27 passes for 273 yards with three touchdowns for a 145.8 passer rating. Rushed three times for 21 yards with two touchdowns on the ground. Registered the first game of his career with five combined passing and rushing touchdowns. His 145.8 passer rating was the second best of his career in a qualifying game (min. 20 attempts) and his best in a Titans uniform. Joined Michael Vick (Nov. 15, 2010) and Jack Kemp (Dec. 4, 1960) as the only players in NFL history with at least three passing touchdowns, at least two rushing touchdowns and a 145.8 or higher passer rating in a single game. Answered the Lions' opening touchdown in the first stanza with a 75-yard touchdown pass to Corey Davis on the first play from scrimmage following the Detroit score. Gave the Titans a 21-7 advantage with a 17-yard touchdown scamper in which he dove for the left pylon in the second quarter. Increased the Titans' lead to 32-18 with a three-yard touchdown run early in the fourth quarter. Found Brown for a two-yard touchdown pass and a 39-18 lead in the fourth quarter. Gave the Titans a 46-25 lead with a three-yard pass to Darynton Evans late in the final stanza.

- At Houston (1/3), connected on 18 of 27 passes for 216 yards with a touchdown for a 103.3 passer rating in the Titans' division-clinching victory. Rushed seven times for 38 yards with two touchdowns on the ground. Increased the Titans lead to 17-6 with a four-yard touchdown toss to A.J. Brown in the second quarter. Gave the Titans a 31-15 lead with a five-yard touchdown scramble in the third quarter. Helped the Titans regain the lead at 38-35 with a five-yard touchdown run on a zone read in the fourth quarter. Set up the Titans' game-winning field goal with a 52-yard deep bomb to A.J. Brown down to the Texans' 23-yard line with 10 seconds remaining in the game.

- Against Baltimore (1/10), completed 18 of 26 passes for 165 yards with a touchdown and an interception. Rushed twice for six yards. Gave the Titans an early 7-0 lead with a 10-yard touchdown pass to A.J. Brown in the opening quarter.

**2019 (12/10, 3/3 - Tennessee):** Named to his first career Pro Bowl. Named the NFL's Comeback Player of the Year. Played in 12 games with 10 starts at quarterback and led the NFL with a 117.5 passer rating and ranked third in the NFL with a 70.3 completion percentage. Established the fourth-highest single-season passer rating in NFL history. Completed 201 of 286 passes for 2,742 yards with 22 touchdowns and six interceptions. Became the third qualifying passer in NFL history to have a season with at least a 70.0 completion percentage and an average of at least 9.0 yards per attempt, joining Sammy Baugh and Joe Montana. Established new franchise single-season records for completion percentage (70.7) and yards per attempt (9.6). Rushed 43 times for 185 yards with four rushing touchdowns. Did not play in four games. Started all three postseason contests and connected on 36 of 60 passes for 369 yards with five touchdowns and an interception for a 98.5 passer rating. Rushed 13 times for 35 yards with a rushing score. Named the AFC Offensive Player of the Month for December, after completing 90 of 132 passes for 1,322 yards with 12 touchdowns and two interceptions. His passer rating for the calendar month was 124.6, which led the AFC.

- At Denver (10/13), entered the game in the third quarter and completed 13 of 16 passes for 144 yards with an interception. Rushed once for six yards.

- Against L.A. Chargers (10/20), started at quarterback and completed 23 of 29 passes for 312 yards with two touchdowns and an interception for a 120.1 passer rating. Rushed five times for seven yards. Set a new career-high by completing 79.3 percent of his passes. Evened the score at 10-10 with an eight-yard touchdown strike to Corey Davis late in the second quarter. Gave the Titans a 16-10 lead with a five-yard touchdown pass to Tajaé Sharpe in the back of the end zone on third-and-goal early

in the fourth quarter.

- Against Tampa Bay (10/27), connected on 21 of 33 passes for 193 yards with three touchdowns for a 109.8 passer rating. Gave the Titans a 7-3 lead with a five-yard touchdown strike to Jonnu Smith in the first quarter. Increased the Titans lead to 14-3 with a six-yard touchdown pass to Tajaé Sharpe on third-and-goal late in the first stanza. Gave the Titans a 27-23 lead with an eight-yard touchdown strike to A.J. Brown on third-and-eight midway through the fourth quarter.
- At Carolina (11/3), completed 27 of 39 passes for 331 yards with a touchdown and two interceptions. Rushed four times for 38 yards with a score. Found Derrick Henry for a 23-yard touchdown reception on a screen in the fourth quarter. Cut the Panthers' lead to 30-20 with a 10-yard touchdown run with less than three minutes remaining in the game.
- Against Kansas City (11/10), completed 13 of 19 passes for 181 yards with two touchdowns for a 133.9 passer rating. Rushed three times for 37 yards. Added a two-point conversion rushing score. Found Anthony Firkser for a nine-yard touchdown pass in the second quarter. Gave the Titans the lead by finding Adam Humphries for a 23-yard touchdown strike with 23 seconds remaining in the fourth quarter. Increased the lead to 35-32 with an extra effort, two-point conversion run.
- Against Jacksonville (11/24), completed 14 of 18 passes for 259 yards with two touchdowns for a 155.8 passer rating. Rushed seven times for 40 yards with a career-best two rushing scores. Gave the Titans a 7-0 lead with a 21-yard touchdown run on a bootleg in the second stanza. Increased the Titans lead to 35-3 with a 65-yard touchdown strike to Brown in the third stanza. Collected his career-best second rushing touchdown with a three-yard score on third-and-one in the fourth quarter.
- At Indianapolis (12/1), completed 17 of 22 passes for 182 yards with two touchdowns for a 131.2 passer rating. Evened the score at 7-7 with a 13-yard touchdown pass to Adam Humphries on third-and-eight in the opening stanza. Sealed the victory with a 40-yard touchdown strike to Kalif Raymond on third-and-six late in the fourth quarter.
- At Oakland (12/8), named AFC Offensive Player of the Week after completing 21 of 27 passes for 391 yards with three touchdowns and an interception for a 140.4 passer rating. His passer rating of 140.4 was the second-best single-game mark of his career in a contest in which he attempted at least 20 passes. Gave the Titans a 14-7 advantage with a career-long 91-yard touchdown bomb to A.J. Brown early in the second quarter. Gave the Titans a 21-14 lead with a 16-yard touchdown pass to Brown on third-and-13 in the second quarter. Found Jonnu Smith in the back of the end zone for a 17-yard touchdown and a 35-21 lead early in the fourth quarter.
- Against Houston (12/15), completed 22 of 36 passes for 279 yards with two touchdowns and an interception. Rushed three times for 10 yards with a score. Connected with A.J. Brown for a 60-yard reception down the right sideline in the opening quarter. Cut the Texans' lead to 14-7 with a one-yard touchdown run on fourth-and-goal in the third quarter. Evened the score at 14-14 with a five-yard touchdown strike to Brown early in the fourth quarter. Found Dion Lewis for an 11-yard touchdown toss late in the final stanza.
- Against New Orleans (12/22), completed 17 of 27 passes for 272 yards with three touchdowns for a 133.6 passer rating. Gave the Titans a 7-0 lead with a 41-yard touchdown strike to Jonnu Smith in the first quarter. Cut the Saints lead to 24-21 with a 36-yard touchdown pass to Tajaé Sharpe on third-and-one in the third quarter. Found Sharpe in the back of the end zone for a seven-yard touchdown on third-and-two midway through the fourth quarter.
- At Houston (12/29), started at quarterback in his 100th career game and completed 13 of 20 passes for 198 yards with two touchdowns for a 130.8 passer rating. Registered his seventh consecutive game with at least two touchdown passes, the best streak of his career. Evened the score at 7-7 with a 51-yard touchdown toss to A.J. Brown on third-and-five in the opening quarter. Gave the Titans a 14-7 lead with a one-yard touchdown pass to MyCole Pruitt early in the second quarter. Set up the Titans' fourth touchdown with a 47-yard bomb to Brown down to the Houston one-yard line early in the fourth quarter.
- At New England (1/4), started at quarterback in his postseason debut and completed eight of 15 passes for 72 yards with a touchdown and an interception. Gave the Titans a 7-3 lead with a 12-yard touchdown strike to Anthony Firkser on third-and-10 in the first quarter. Converted a key third-and-eight with an 11-yard toss to Firkser along the sideline allowing the offense to run more clock late in the fourth quarter.
- At Baltimore (1/11), connected on seven of 14 passes for 88 yards with two touchdowns for a 109.5 passer rating. Rushed six times for 13 yards with

a score. Gave the Titans a 7-0 lead with a 12-yard touchdown connection to Jonnu Smith in the corner of the end zone on third-and-12 in the first quarter. Increased the Titans lead to 14-0 with a 45-yard touchdown bomb to Kalif Raymond early in the second quarter. Found the end zone for a one-yard touchdown run on an option play in the third stanza.

- At Kansas City (1/19), started at quarterback and completed 21 of 31 passes for 209 yards with two touchdowns for a 108.1 passer rating. Kickstarted the Titans' first scoring drive with a 37-yard connection to A.J. Brown on the second play from scrimmage. Increased the Titans lead to 17-7 with a one-yard touchdown toss to Dennis Kelly in the second stanza. Cut the Chiefs' lead to 35-24 with a 22-yard scoring connection to Anthony Firkser in the final quarter.

**2018 (10/10 - Miami):** Started 10 games and completed 158 of 243 passes for 1,832 yards with 17 touchdowns. Tallied 30 carries for 136 yards. Was inactive for five games. Served as a season-long team captain.

- Against Tennessee (9/9), connected on 20 of 28 passes for 230 yards with two touchdowns. Completed a 75-yard pass to Kenny Stills in the fourth quarter to give Miami a 24-10 lead. It was the second-longest completion of his career.
- Against Oakland (9/23), completed 17 of 23 passes for 289 yards with three touchdowns for a 155.3 passer rating.
- Against New England (12/2), completed 14 of 19 passes for 265 yards with three touchdowns for a 155.2 passer rating. Eclipsed 20,000 career passing yards, becoming the third quarterback in Dolphins history to accomplish the feat. Led his 14th career fourth quarter comeback, connecting on a 69-yard pass that was double-lateraled to Kenyan Drake for a game-winning touchdown on the final play of the game known as "The Miami Miracle."

**2017 (0/0 - Miami):** Missed the entire season after being placed on injured reserve on Aug. 12.

**2016 (13/13 - Miami):** Started 13 games and completed 261 of 389 passes for 2,995 yards with 19 touchdowns. Produced 39 carries for 164 yards with a touchdown. Was inactive for three games. His 67.1 completion percentage was the second-highest single-season completion percentage in franchise history.

- Against Buffalo (10/23), made good on 15 of 25 passes for 204 yards with a touchdown. Completed a 66-yard touchdown pass to Kenny Stills with 2:24 left to give Miami a two-score lead.
- At Los Angeles Rams (11/20), completed 24 of 34 passes for 172 yards with two touchdowns. Registered two carries for 19 yards. Hit DeVante Parker for a nine-yard touchdown pass to give Miami the lead with 36 seconds left. Marked the 13th come-from-behind win of his career. In Miami's final two drives, completed 12 of 13 passes for 115 yards and two scores. Became the franchise's all-time leading rusher as a quarterback, surpassing Hall of Fame quarterback Bob Griese (994).
- Against San Francisco (11/27), connected on 20 of 30 passes for 285 yards with three touchdowns for a 130.6 passer rating.
- At Pittsburgh (1/8), was inactive for the Wild Card matchup.

**2015 (16/16 - Miami):** Started all 16 games and completed 363 of 586 passes for 4,208 yards with 24 touchdowns. Set a then NFL record with 25 consecutive completions on Oct. 18 (at Tennessee) and Oct. 25 (vs. Houston). His 4,208 passing yards was the fifth-highest single-season total in team history and most by a Dolphins quarterback other than Dan Marino. His 24 touchdown passes marked the third straight season he passed for 20 or more touchdowns, joining Marino as the only Dolphins quarterback to accomplish the feat.

- At Jacksonville (9/20), connected on 30 of 44 passes for 359 yards with two touchdowns for a 108.0 passer rating.
- Against Buffalo (9/27), completed 26 of 49 passes for 297 yards and two touchdowns. Set a team record with 160 consecutive passes without an interception, breaking Dan Marino's mark.
- Against Houston (10/25), named AFC Offensive Player of the Week and FedEx Air NFL Player of the Week by completing 18 of 19 passes for 282 yards with four touchdowns for a perfect 158.3 passer rating. His 94.7 completion percentage was a single-game team record. Became the first NFL quarterback since Randall Cunningham in 1998 to complete three 50-yard touchdown passes in the first half of a game.

**2014 (16/16 - Miami):** Started all 16 games and completed 392 of 590 passes for 4,045 yards with 27 touchdowns for a 92.8 passer rating. Registered 56 carries for 311 yards with a touchdown. His 392 completions

were the most in team history and his 590 pass attempts were the fourth-most in team history. Completed 70 percent of passes in five consecutive games (Nov. 2 to Dec. 1), setting a team record. His 27 touchdown passes were the sixth-most in team history and the most by anyone other than Dan Marino.

- Against San Diego (11/2), connected on 24 of 34 passes for 288 yards with three touchdowns for a season-high 125.6 passer rating.
- At N.Y. Jets (12/1), completed 25 of 35 passes for 235 yards. Engineered a game-winning drive that led to a 26-yard field goal with 1:57 left to give Miami the 16-13 victory.
- Against Minnesota (12/21), connected on 35 of 47 passes for 396 yards with four touchdowns for a 118.8 passer rating. His 396 passing yards marked the eighth 300-yard game of his career, moving him into second place in team history in the category.

**2013 (16/16 - Miami):** Started all 16 games and completed 355 of 588 passes for 3,913 yards with 24 touchdowns for an 81.7 passer rating. Tallied 40 carries for 238 yards with a touchdown.

- At Atlanta (9/22), completed 24 of 35 passes for 236 yards with two touchdowns. Led the team on a 13-play, 75-yard drive that culminated in a one-yard touchdown pass to Dion Sims with 38 seconds left to win the game. Completed nine of 12 passes for 69 yards with a touchdown on the game-winning drive.
- At N.Y. Jets (12/1), connected on 28 of 43 passes for 331 yards with two touchdowns. Marked his second consecutive 300-yard passing game, the first back-to-back 300-yard games of his career.
- Against New England (12/15), completed 25 of 37 passes for 312 yards with three touchdowns for a 120.6 passer rating. It was his second straight three plus touchdown performance as he became the first Dolphins quarterback since Dan Marino in 1994 to accomplish the feat. Led the team on a nine-play, 60-yard drive capped off by a 14-yard touchdown pass to Marcus Thigpen with 1:15 left to win the game.

**2012 (16/16 - Miami):** Started all 16 games as a rookie and completed 282 of 484 passes for 3,294 yards with 12 touchdowns for a 76.1 passer rating. Carried the ball 49 times for 211 yards and two touchdowns. Set franchise rookie records in completions (282), attempts (484) and passing yards (3,294). His 58.3 completion percentage was second-best among rookies in team history.

- At Houston (9/9), made his NFL debut and his first NFL start and completed 20 of 36 passes for 219 yards. Became the first rookie quarterback in team history to start a season opener.
- Against Oakland (9/16), collected his first win by completing 18 of 30 passes for 200 yards and a touchdown. Scored his first NFL rushing touchdown with a two-yard run in the first quarter. Threw his first NFL touchdown with a 14-yard pass to Anthony Fasano in the fourth quarter.
- At Arizona (9/30), connected on 26 of 41 passes for 431 yards with a touchdown. His 26 completions were the most in team history by a rookie and his 431 passing yards was the third-highest single-game total by a rookie in NFL history, the most by a rookie in Dolphins history and tied for the sixth-most in any game in team history.

#### COLLEGE:

- Was a four-year letterman (2008-11) and two-year starter as a quarterback and wide receiver at Texas A&M.
- Played in 50 games with 25 starts and completed 484 of 774 passes for 5,450 yards with 42 touchdowns. Hauled in 112 receptions for 1,596 yards with 10 touchdowns. Rushed 115 times for 369 yards with five touchdowns.
- Started 19 games at quarterback and six contests at wide receiver, while playing both quarterback and wide receiver in five games.
- As a senior (2011), started all 13 games and completed 327 of 531 passes for 3,744 yards and 29 touchdowns. Notched 58 carries for 306 yards and four touchdowns.
- In his final collegiate campaign, was named honorable mention All-American, a finalist for the Johnny Unitas Golden Arm Award (nation's top quarterback), a semifinalist for the Davey O'Brien Award (nation's top quarterback) and a finalist for the William V. Campbell Trophy (nation's best scholar-athlete).
- As a junior (2010), played in all 13 games with six starts at quarterback and connected on 152 of 234 passes for 1,638 yards and 13 touchdowns. As a wide receiver registered 11 receptions for 143 yards with a touchdown. Rushed 51 times for 76 yards and a score. Saw action at wide receiver for the first seven games of the season. Took over starting quarterback duties for the final six games and posted a 5-1 record.
- As a sophomore (2009), played in all 13 games and was named

honorable mention All-Big 12. Collected 46 receptions for 609 yards and four touchdowns. Completed four of eight passes for 60 yards. Notched four carries for minus five yards.

- As a redshirt freshman (2008), played in 11 games with six starts at wide receiver. Battled for the starting quarterback spot in camp but moved to receiver at the start of the season. Tallied 55 receptions for 844 yards with five touchdowns. Completed his only pass for eight yards. Notched two carries for minus eight yards. His 55 receptions, 844 receiving yards and five receiving touchdowns were school freshman records. Received honorable mention Freshman All-American honors and was voted school's offensive MVP by his teammates.
- Redshirted in 2007.
- Majored in biology at Texas A&M.

#### PERSONAL:

- Married to Lauren and the couple has two children.
- Attended Big Spring (Texas) High School and played defensive back, punter, wide receiver and quarterback.
- As a senior (2006), passed for 1,258 yards and rushed for 617 yards. Hauled in three receptions for 62 yards. Posted a 39.2-yard punt return average. Received first-team All-CIF honors.
- As a junior (2005), notched 62 receptions for 1,500 yards and 17 touchdowns.
- Also lettered in basketball, baseball, golf and track and field.
- Follow Tannehill on Twitter at @ryantannehill1.
- Follow Tannehill on Instagram at @rtannehill17.
- Born Ryan Timothy Tannehill on July 27, 1988 in Lubbock, Texas.

## RYAN TANNEHILL'S GAME-BY-GAME

2012 Miami Dolphins				PASSING										RUSHING					COMBINED RUSH + PASS		
Date	Opp	W/L	P/S	Att	Cmp	Pct	Yds	Yds/Att	TD	Int	Lg	Sk	Lst	Rating	Att	Yds	Avg	Lg	TD	Yards	Touchdowns
Sept 9	@ Hou	L	S	36	20	55.6	219	6.1	0	3	34	2	20	39.0	3	-4	-1.3	0	0	215	
Sept 16	Oak	W	S	30	18	60.0	200	6.7	1	0	25	1	11	91.0	3	14	4.7	13	1	214	2r, 14
Sept 23	NYJ	L	S	36	16	44.4	196	5.4	0	1	41	0	0	50.2	3	3	1.0	5	0	199	
Sept 30	@ Ari	L	S	41	26	63.4	431	10.5	1	2	80t	4	37	86.5	1	0	0.0	0	0	431	80
Oct 7	@ Cin	W	S	26	17	65.4	223	8.6	0	0	30	2	12	92.3	4	-4	-1.0	-1	0	219	
Oct 14	StL	W	S	29	21	72.4	185	6.4	2	0	29t	3	29	112.0	4	16	4.0	10	0	201	29, 1
Oct 28	@ NYJ	W	S	5	2	40.0	18	3.6	0	0	12	1	9	50.4	0	0	0.0	-	0	18	
Nov 4	@ Ind	L	S	38	22	57.9	290	7.6	1	0	35	2	9	90.9	1	-1	-1.0	-1	0	289	31
Nov 11	Ten	L	S	39	23	59.0	217	5.6	0	3	17	1	8	42.4	1	-1	-1.0	-1	0	216	
Nov 15	@ Buf	L	S	28	14	50.0	141	5.0	1	2	19	3	17	46.9	1	7	7.0	7	0	148	2
Nov 25	Sea	W	S	26	18	69.2	253	9.7	1	1	39	1	7	97.1	4	33	8.3	19	0	286	29
Dec 2	NE	L	S	29	13	44.8	186	6.4	0	0	28	3	10	66.2	5	19	3.8	9	1	205	2r
Dec 9	@ SF	L	S	33	17	51.5	150	4.5	1	0	28	2	17	74.1	3	25	8.3	20	0	175	3
Dec 16	Jax	W	S	28	22	78.6	220	7.9	2	0	37	1	11	123.2	8	52	6.5	30	0	272	4, 2
Dec 23	Buf	W	S	25	13	52.0	130	5.2	2	0	30	2	11	93.8	6	44	7.3	31	0	174	17, 12
Dec 30	@ NE	L	S	35	20	57.1	235	6.7	0	1	22	7	26	65.8	2	8	4.0	8	0	243	
<b>Totals</b>		<b>7-9</b>	<b>16/16</b>	<b>484</b>	<b>282</b>	<b>58.3</b>	<b>3,294</b>	<b>6.8</b>	<b>12</b>	<b>13</b>	<b>80t</b>	<b>35</b>	<b>234</b>	<b>76.1</b>	<b>49</b>	<b>211</b>	<b>4.3</b>	<b>31</b>	<b>2</b>	<b>3,505</b>	

2013 Miami Dolphins				PASSING										RUSHING					COMBINED RUSH + PASS		
Date	Opp	W/L	P/S	Att	Cmp	Pct	Yds	Yds/Att	TD	Int	Lg	Sk	Lst	Rating	Att	Yds	Avg	Lg	TD	Yards	Touchdowns
Sept 8	@ Cle	W	S	38	24	63.2	272	7.2	1	1	34t	4	17	82.3	5	3	0.6	3	0	275	34
Sept 15	@ Ind	W	S	34	23	67.6	319	9.4	1	0	67	5	22	107.4	4	1	0.3	2	0	320	18
Sept 22	Atl	W	S	35	24	68.6	236	6.7	2	1	21	5	41	94.5	2	7	3.5	8	0	243	18, 1
Sept 30	@ NO	L	S	35	22	62.9	249	7.1	1	3	50	4	33	57.9	4	48	12.0	26	0	297	3
Oct 6	Bal	L	S	40	21	52.5	307	7.7	1	0	49	6	35	86.1	2	6	3.0	6	0	313	9
Oct 20	Buf	L	S	37	19	51.4	194	5.2	3	2	46	2	21	71.2	3	5	1.7	3	0	199	7, 13, 4
Oct 27	@ NE	L	S	42	22	52.4	192	4.6	2	2	25	6	47	60.8	1	12	12.0	12	0	204	4, 5
Oct 31	Cin	W	S	28	20	71.4	208	7.4	0	0	40	3	20	92.6	1	1	1.0	1	1	209	1r
Nov 11	@ TB	L	S	42	27	64.3	229	5.5	2	1	19t	2	18	84.3	1	2	2.0	2	0	231	6, 19
Nov 17	SD	W	S	35	22	62.9	268	7.7	1	1	39t	4	29	84.0	4	21	5.3	10	0	289	39
Nov 24	Car	L	S	42	28	66.7	310	7.4	1	1	57	3	30	86.4	4	36	9.0	19	0	346	53
Dec 1	@ NYJ	W	S	43	28	65.1	331	7.7	2	1	31t	1	3	94.2	3	22	7.3	18	0	353	31, 28
Dec 8	@ Pit	W	S	33	20	60.6	200	6.1	3	1	40	2	14	95.5	3	56	18.7	48	0	256	6, 4, 12
Dec 15	NE	W	S	37	25	67.6	312	8.4	3	0	39t	4	23	120.6	1	-1	-1.0	-1	0	311	39, 2, 14
Dec 22	@ Buf	L	S	27	10	37.0	82	3.0	0	0	13	7	46	45.6	0	0	0.0	-	0	82	
Dec 29	NYJ	L	S	40	20	50.0	204	5.1	1	3	25	0	0	42.1	2	19	9.5	20	0	223	5
<b>Totals</b>		<b>8-8</b>	<b>16/16</b>	<b>588</b>	<b>355</b>	<b>60.4</b>	<b>3,913</b>	<b>6.7</b>	<b>24</b>	<b>17</b>	<b>67</b>	<b>58</b>	<b>399</b>	<b>81.7</b>	<b>40</b>	<b>238</b>	<b>6.0</b>	<b>48</b>	<b>1</b>	<b>4,151</b>	



## RYAN TANNEHILL'S GAME-BY-GAME CONT.

2014 Miami Dolphins				PASSING										RUSHING					COMBINED RUSH + PASS		
Date	Opp	W/L	P/S	Att	Cmp	Pct	Yds	Yds/Att	TD	Int	Lg	Sk	Lst	Rating	Att	Yds	Avg	Lg	TD	Yards	Touchdowns
Sept 7	NE	W	S	32	18	56.3	178	5.6	2	1	24	1	9	79.9	3	-2	-0.7	0	0	176	4, 14
Sept 14	@ Buf	L	S	49	31	63.3	241	4.9	1	1	18	4	31	73.6	4	11	2.8	6	0	252	7
Sept 21	KC	L	S	43	21	48.8	205	4.8	1	0	30	4	14	70.4	1	9	9.0	9	0	214	1
Sept 28	@ Oak	W	S	31	23	74.2	278	9.0	2	1	35	0	0	109.3	5	35	7.0	18	0	313	13, 18
Oct 12	GB	L	S	31	20	64.5	244	7.9	2	2	25	1	7	83.3	3	49	16.3	40	0	293	11, 5
Oct 19	@ Chi	W	S	32	25	78.1	277	8.7	2	0	26	4	21	123.6	6	48	8.0	30	0	325	13, 10
Oct 26	@ Jax	W	S	29	16	55.2	196	6.8	1	1	50	3	18	73.3	5	48	9.6	30	0	244	3
Nov 2	SD	W	S	34	24	70.6	288	8.5	3	0	38	0	0	125.6	4	47	11.8	22	0	335	6, 21, 14
Nov 9	@ Det	L	S	38	27	71.1	207	5.4	1	1	20	3	29	81.8	2	0	0.0	3	0	207	3
Nov 13	Buf	W	S	34	26	76.5	240	7.1	2	0	32	5	35	114.8	4	16	4.0	15	0	256	7, 8
Nov 23	@ Den	L	S	36	26	72.2	228	6.3	3	1	21	1	12	104.9	4	15	3.8	8	1	243	1r, 10, 5, 1
Dec 1	@ NYJ	W	S	35	25	71.4	235	6.7	0	1	25	2	18	77.7	4	13	3.3	10	0	248	
Dec 7	Bal	L	S	33	23	69.7	227	6.9	1	0	27	6	41	98.9	2	6	3.0	7	0	233	3
Dec 14	@ NE	L	S	47	29	61.7	346	7.4	1	2	50	4	38	73.5	3	21	7.0	15	0	367	32
Dec 21	Min	W	S	47	35	74.5	396	8.4	4	1	41	1	13	118.8	6	-5	-0.8	5	0	391	14, 16, 7, 3
Dec 28	NYJ	L	S	39	23	59.0	259	6.6	1	0	33	7	51	87.4	0	0	0.0	-	0	259	23
<b>Totals</b>		<b>8-8</b>	<b>16/16</b>	<b>590</b>	<b>392</b>	<b>66.4</b>	<b>4,045</b>	<b>6.9</b>	<b>27</b>	<b>12</b>	<b>50</b>	<b>46</b>	<b>337</b>	<b>92.8</b>	<b>56</b>	<b>311</b>	<b>5.6</b>	<b>40</b>	<b>1</b>	<b>4,356</b>	

2015 Miami Dolphins				PASSING										RUSHING					COMBINED RUSH + PASS		
Date	Opp	W/L	P/S	Att	Cmp	Pct	Yds	Yds/Att	TD	Int	Lg	Sk	Lst	Rating	Att	Yds	Avg	Lg	TD	Yards	Touchdowns
Sept 13	@ Was	W	S	34	22	64.7	226	6.6	1	0	27	3	44	93.5	3	7	2.3	5	0	233	3
Sept 20	@ Jax	L	S	44	30	68.2	359	8.2	2	0	48	2	15	108.0	3	17	5.7	9	0	376	10, 5
Sept 27	Buf	L	S	49	26	53.1	297	6.1	2	3	46t	2	8	59.7	1	-1	-1.0	-1	0	296	21, 46
Oct 4	NYJ	L	S	44	19	43.2	198	4.5	2	2	42	3	31	53.0	1	4	4.0	4	0	202	8, 10
Oct 18	@ Ten	W	S	29	22	75.9	266	9.2	2	2	38	2	12	97.8	2	14	7.0	10	0	280	2, 12
Oct 25	Hou	W	S	19	18	94.7	282	14.8	4	0	54t	4	41	158.3	1	3	3.0	3	0	285	53, 50, 10, 54
Oct 29	@ NE	L	S	44	28	63.6	300	6.8	0	2	29	5	45	64.6	2	-1	-0.5	0	0	299	
Nov 8	@ Buf	L	S	35	26	74.3	307	8.8	0	0	46	2	27	100.5	2	3	1.5	3	0	310	
Nov 15	@ Phi	W	S	36	21	58.3	217	6.0	2	0	43	4	27	94.3	2	-2	-1.0	-1	0	215	13, 4
Nov 22	Dal	L	S	24	13	54.2	188	7.8	2	1	47	3	48	90.3	3	13	4.3	7	0	201	12, 29
Nov 29	@ NYJ	L	S	58	33	56.9	351	6.1	3	1	40	3	30	84.8	0	0	0.0	-	0	351	5, 5, 33
Dec 6	Bal	W	S	19	9	47.4	86	4.5	1	0	38t	1	4	78.0	1	11	11.0	11	0	97	38
Dec 14	NYG	L	S	41	25	61.0	236	5.8	1	0	47t	1	1	85.0	4	24	6.0	12	0	260	47
Dec 20	@ SD	L	S	34	20	58.8	216	6.4	0	0	35	3	29	77.6	3	4	1.3	2	1	220	1r
Dec 27	Ind	L	S	38	26	68.4	329	8.7	0	1	49	6	50	84.2	1	28	28.0	28	0	357	
Jan 3	NE	W	S	38	25	65.8	350	9.2	2	0	46	1	8	112.8	3	17	5.7	19	0	367	15, 2
<b>Totals</b>		<b>6-10</b>	<b>16/16</b>	<b>586</b>	<b>363</b>	<b>61.9</b>	<b>4,208</b>	<b>7.2</b>	<b>24</b>	<b>12</b>	<b>54t</b>	<b>45</b>	<b>420</b>	<b>88.7</b>	<b>32</b>	<b>141</b>	<b>4.4</b>	<b>28</b>	<b>1</b>	<b>4,349</b>	

2016 Miami Dolphins				PASSING										RUSHING					COMBINED RUSH + PASS			
Date	Opp	W/L	P/S	Att	Cmp	Pct	Yds	Yds/Att	TD	Int	Lg	Sk	Lst	Rating	Att	Yds	Avg	Lg	TD	Yards	Touchdowns	
Sept 11	Sea	L	S	29	16	55.2	186	6.4	0	0	50	5	36	74.8	5	17	3.4	11	1	203	2r	
Sept 18	NE	L	S	45	32	71.1	387	8.6	2	2	33	0	0	93.5	6	35	5.8	17	0	422	24, 12	
Sept 25	Cle	W	S	39	25	64.1	319	8.2	3	2	42t	1	8	93.9	1	2	2.0	2	0	321	26, 42, 10	
Sept 29	Cin	L	S	25	15	60.0	189	7.6	1	1	74t	5	29	80.3	0	0	0.0	-	0	189	74	
Oct 9	Ten	L	S	18	12	66.7	191	10.6	0	2	58	6	42	62.3	0	0	0.0	-	0	191		
Oct 16	Pit	W	S	32	24	75.0	252	7.9	0	0	53	0	0	97.4	2	3	1.5	4	0	255		
Oct 23	Buf	W	S	25	15	60.0	204	8.2	1	0	66t	1	6	99.4	6	21	3.5	13	0	225	66	
Nov 6	NYJ	W	S	28	17	60.7	149	5.3	1	0	24	1	12	86.8	2	-3	-1.5	-1	0	146	1	
Nov 13	SD	W	S	24	17	70.8	240	10.0	2	0	56	1	9	130.6	3	16	5.3	18	0	256	39, 18	
Nov 20	LAR	W	S	34	24	70.6	172	5.1	2	1	15	4	30	89.3	2	19	9.5	10	0	191	10, 9	
Nov 27	SF	W	S	30	20	66.7	285	9.5	3	0	46	2	22	130.6	6	34	5.7	17	0	319	16, 43, 15	
Dec 4	Bal	L	S	40	29	72.5	226	5.7	1	3	26	2	11	63.1	1	0	0.0	0	0	226	8	
Dec 11	Ari	W	S	20	15	75.0	195	9.8	3	1	71	1	11	124.0	5	20	4.0	12	0	215	28, 7, 3	
Dec 17	@ NYJ	W	IA																			
Dec 24	@ Buf	W	IA																			
Jan 1	NE	L	IA																			
<b>Totals</b>		<b>10-6</b>	<b>13/13</b>	<b>389</b>	<b>261</b>	<b>67.1</b>	<b>2,995</b>	<b>7.7</b>	<b>19</b>	<b>12</b>	<b>74t</b>	<b>29</b>	<b>216</b>	<b>93.5</b>	<b>39</b>	<b>164</b>	<b>4.2</b>	<b>18</b>	<b>1</b>	<b>3,159</b>		
<b>Playoffs</b>																						
Jan 8	@ Pit	L	IA																			
<b>Totals</b>		<b>0-1</b>	<b>0/0</b>	<b>0</b>	<b>0</b>	<b>0.0</b>	<b>0</b>	<b>0.0</b>	<b>0</b>	<b>0</b>	<b>0</b>	<b>0</b>	<b>0</b>	<b>0.0</b>	<b>0</b>	<b>0</b>	<b>0.0</b>	<b>0</b>	<b>0</b>	<b>0</b>	<b>0</b>	

2017 Miami Dolphins				PASSING										RUSHING					COMBINED RUSH + PASS			
Date	Opp	W/L	P/S	Att	Cmp	Pct	Yds	Yds/Att	TD	Int	Lg	Sk	Lst	Rating	Att	Yds	Avg	Lg	TD	Yards	Touchdowns	
<b>Totals</b>		<b>0-0</b>	<b>0/0</b>	<b>0</b>	<b>0</b>	<b>0.0</b>	<b>0</b>	<b>0.0</b>	<b>0</b>	<b>0</b>	<b>0</b>	<b>0</b>	<b>0</b>	<b>0.0</b>	<b>0</b>	<b>0</b>	<b>0.0</b>	<b>0</b>	<b>0</b>	<b>0</b>	<b>0</b>	

## RYAN TANNEHILL'S GAME-BY-GAME CONT.

2018 Miami Dolphins				PASSING										RUSHING					COMBINED RUSH + PASS		
Date	Opp	W/L	P/S	Att	Cmp	Pct	Yds	Yds/Att	TD	Int	Lg	Sk	Lst	Rating	Att	Yds	Avg	Lg	TD	Yards	Touchdowns
Sept 9	Ten	W	S	28	20	71.4	230	8.2	2	2	75t	1	8	89.9	4	4	1.0	4	0	234	10, 75
Sept 16	NYJ	W	S	23	17	73.9	168	7.3	2	0	29t	4	46	123.1	8	44	5.5	20	0	212	29, 19
Sept 23	Oak	W	S	23	17	73.9	289	12.6	3	0	74t	1	9	155.3	3	26	8.7	18	0	315	34, 18, 74
Sept 30	NE	L	S	20	11	55.0	100	5.0	0	1	22	2	19	47.9	1	0	0.0	0	0	100	
Oct 7	Cin	L	S	35	20	57.1	185	5.3	1	2	22t	3	16	57.4	3	17	5.7	9	0	202	22
Oct 14	Chi	W	IA																		
Oct 21	Det	L	IA																		
Oct 25	@ Hou	L	IA																		
Nov 4	NYJ	W	IA																		
Nov 11	@ GB	L	IA																		
Nov 25	Ind	L	S	25	17	68.0	204	8.2	2	0	74	1	3	119.4	3	14	4.7	9	0	218	33, 74
Dec 2	Buf	W	S	24	16	66.7	137	5.7	3	1	18	3	22	103.6	3	-5	-1.7	-1	0	132	18, 3, 13
Dec 9	NE	W	S	19	14	73.7	265	13.9	3	0	69	4	36	155.2	1	13	13.0	13	0	278	7, 23, 69
Dec 16	Min	L	S	24	11	45.8	108	4.5	0	0	18	9	71	59.0	1	1	1.0	1	0	109	
Dec 23	Jax	L	S	22	15	68.2	146	6.6	1	1	31	3	25	82.8	3	22	7.3	12	0	168	4
Dec 30	Buf	L	S	31	18	58.1	147	4.7	0	2	19	4	24	43.3	2	9	4.5	12	0	156	
<b>Totals</b>		<b>7-9</b>	<b>11/11</b>	<b>274</b>	<b>176</b>	<b>64.2</b>	<b>1,979</b>	<b>7.2</b>	<b>17</b>	<b>9</b>	<b>75t</b>	<b>35</b>	<b>279</b>	<b>92.7</b>	<b>32</b>	<b>145</b>	<b>4.5</b>	<b>20</b>	<b>0</b>	<b>2,124</b>	

2019 Tennessee Titans				PASSING										RUSHING					COMBINED RUSH + PASS		
Date	Opp	W/L	P/S	Att	Cmp	Pct	Yds	Yds/Att	TD	Int	Lg	Sk	Lst	Rating	Att	Yds	Avg	Lg	TD	Yards	Touchdowns
Sept 8	@ Cle	W	p	0	0	-	0	-	0	0	0	0	0	-	2	-2	-1.0	-1	0	-2	
Sept 15	Ind	L	DNP																		
Sept 19	@ Jax	L	DNP																		
Sept 29	@ Atl	W	DNP																		
Oct 6	Buf	L	DNP																		
Oct 13	@ Den	L	p	16	13	81.3	144	9.0	0	1	25	4	35	78.1	1	6	6.0	6	0	150	
Oct 20	LAC	W	S	29	23	79.3	312	10.8	2	1	38	2	17	120.1	5	7	1.4	6	0	319	8, 5
Oct 27	TB	W	S	33	21	63.6	193	5.8	3	0	26	3	19	109.8	4	-3	-0.8	1	0	190	5, 6, 8
Nov 3	@ Car	L	S	39	27	69.2	331	8.5	1	2	35	4	21	82.3	4	38	9.5	25	1	369	23, 10r
Nov 10	KC	W	S	19	13	68.4	181	9.5	2	0	52	4	35	133.9	3	37	12.3	18	0	218	9, 23
Nov 24	Jax	W	S	18	14	77.8	259	14.4	2	0	65t	1	7	155.8	7	40	5.7	21t	2	299	21r, 1, 65, 3r
Dec 1	@ Ind	W	S	22	17	77.3	182	8.3	2	0	40t	6	44	131.3	4	5	1.3	8	0	187	13, 40
Dec 8	@ Oak	W	S	27	21	77.8	391	14.5	3	1	91t	0	0	140.4	4	19	4.8	10	0	410	91, 16, 17
Dec 15	Hou	L	S	36	22	61.1	279	7.8	2	1	60	2	10	92.2	3	10	3.3	10	1	289	1r, 5
Dec 22	NO	L	S	27	17	63.0	272	10.1	3	0	41t	5	24	133.6	1	8	8.0	8	0	280	41, 36, 7
Dec 29	@ Hou	W	S	20	13	65.0	198	9.9	2	0	51t	0	0	130.8	5	20	4.0	19	0	218	51, 1
<b>Totals</b>		<b>9-7</b>	<b>12/10</b>	<b>286</b>	<b>201</b>	<b>70.3</b>	<b>2,742</b>	<b>9.6</b>	<b>22</b>	<b>6</b>	<b>91t</b>	<b>31</b>	<b>212</b>	<b>117.5</b>	<b>43</b>	<b>185</b>	<b>4.3</b>	<b>25</b>	<b>4</b>	<b>2,927</b>	

Playoffs				PASSING										RUSHING					COMBINED RUSH + PASS		
Date	Opp	W/L	P/S	Att	Cmp	Pct	Yds	Yds/Att	TD	Int	Lg	Sk	Lst	Rating	Att	Yds	Avg	Lg	TD	Yards	Touchdowns
Jan 4	@ NE	W	S	15	8	53.3	72	4.8	1	1	22	1	5	61.0	4	11	2.8	5	0	83	12
Jan 11	@ Bal	W	S	14	7	50.0	88	6.3	2	0	45t	1	8	109.5	6	13	2.2	9	1	101	12, 45, 1r
Jan 19	@ KC	L	S	31	21	67.7	209	6.7	2	0	37	3	27	108.1	3	11	3.7	6	0	220	1, 22
<b>Totals</b>		<b>2-1</b>	<b>3/3</b>	<b>60</b>	<b>36</b>	<b>60.0</b>	<b>369</b>	<b>6.2</b>	<b>5</b>	<b>1</b>	<b>45t</b>	<b>5</b>	<b>40</b>	<b>98.5</b>	<b>13</b>	<b>35</b>	<b>2.7</b>	<b>9</b>	<b>1</b>	<b>404</b>	

2020 Tennessee Titans				PASSING										RUSHING					COMBINED RUSH + PASS		
Date	Opp	W/L	P/S	Att	Cmp	Pct	Yds	Yds/Att	TD	Int	Lg	Sk	Lst	Rating	Att	Yds	Avg	Lg	TD	Yards	Touchdowns
Sept 14	@ Den	W	S	43	29	67.4	249	5.8	2	0	23	1	2	97.9	3	14	4.7	11	0	263	1, 1
Sept 20	Jax	W	S	24	18	75.0	239	10.0	4	0	63	1	8	145.7	4	12	3.0	8	0	251	13, 9, 4, 18
Sept 27	@ Min	W	S	37	23	62.2	321	8.7	0	1	61	1	11	78.8	4	9	2.3	10	0	330	
Oct 13	Buf	W	S	28	21	75.0	195	7.0	3	0	20	0	0	129.3	4	42	10.5	23	1	237	16, 10r, 4, 7
Oct 18	Hou	W	S	41	30	73.2	366	8.9	4	1	53	2	22	122.6	0	0	-	0	0	366	7, 6, 22, 7
Oct 25	Pit	L	S	30	18	60.0	220	7.3	2	0	73t	2	10	104.9	2	5	2.5	4	0	225	4, 73
Nov 1	@ Cin	L	S	30	18	60.0	233	7.8	2	1	27	1	10	92.8	2	20	10.0	15	0	253	9, 12
Nov 8	Chi	W	S	21	10	47.6	158	7.5	2	0	40	3	22	104.9	3	3	1.0	5	0	161	40, 2
Nov 12	Ind	L	S	27	15	55.6	147	5.4	1	0	21	1	10	83.4	2	9	4.5	5	0	156	5
Nov 22	@ Bal	W	S	31	22	71.0	259	8.4	2	1	50	2	16	104.1	4	35	8.8	21	0	294	1, 14
Nov 29	@ Ind	W	S	22	13	59.1	221	10.0	1	0	69t	1	1	108.3	2	3	1.5	2	1	224	69, 1r
Dec 6	Cle	L	S	45	29	64.4	389	8.6	3	1	43	3	20	104.8	0	0	-	0	0	389	17, 22, 8
Dec 13	@ Jax	W	S	24	19	79.2	212	8.8	2	0	37t	1	7	131.3	0	0	-	0	0	212	37, 5
Dec 20	Det	W	S	27	21	77.8	273	10.1	3	0	75t	1	5	145.8	3	21	7.0	17t	2	294	75, 17r, 3r, 2, 3
Dec 27	@ GB	L	S	24	11	45.8	121	5.0	1	2	19	2	17	40.5	3	55	18.3	45t	1	176	12, 45r
Jan 3	@ Hou	W	S	27	18	66.7	216	8.0	1	0	52	2	12	103.3	7	38	5.4	11	2	254	4, 5r, 5r
<b>Totals</b>		<b>11-5</b>	<b>16/16</b>	<b>481</b>	<b>315</b>	<b>65.5</b>	<b>3,819</b>	<b>7.9</b>	<b>33</b>	<b>7</b>	<b>75t</b>	<b>24</b>	<b>173</b>	<b>106.5</b>	<b>43</b>	<b>266</b>	<b>6.2</b>	<b>45t</b>	<b>7</b>	<b>4,085</b>	

Playoffs				PASSING										RUSHING					COMBINED RUSH + PASS		
Date	Opp	W/L	P/S	Att	Cmp	Pct	Yds	Yds/Att	TD	Int	Lg	Sk	Lst	Rating	Att	Yds	Avg	Lg	TD	Yards	Touchdowns
Jan 10	Bal	L	S	26	18	69.2	165	6.3	1	1	35	1	7	83.0	2	6	3.0	4	0	171	
<b>Totals</b>		<b>0-1</b>	<b>1/1</b>	<b>26</b>	<b>18</b>	<b>69.2</b>	<b>165</b>	<b>6.3</b>	<b>1</b>	<b>1</b>	<b>35</b>	<b>1</b>	<b>7</b>	<b>83.0</b>	<b>2</b>	<b>6</b>	<b>3.0</b>	<b>4</b>	<b>0</b>	<b>171</b>	

## RYAN TANNEHILL'S GAME-BY-GAME CONT.

2021 Tennessee Titans				PASSING											RUSHING					COMBINED RUSH + PASS	
Date	Opp	W/L	P/S	Att	Cmp	Pct	Yds	Yds/Att	TD	Int	Lg	Sk	Lst	Rating	Att	Yds	Avg	Lg	TD	Yards	Touchdowns
Sept 12	Ari	L	S	35	21	60.0	212	6.1	1	1	39	6	56	74.9	2	17	8.5	16	1	229	1r, 13
Sept 19	@ Sea	W	S	40	27	67.5	347	8.7	0	0	51	3	27	94.5	4	27	6.8	19	0	374	
Sept 26	Ind	W	S	27	18	66.7	197	7.3	3	2	26	1	9	94.2	5	56	11.2	28	0	253	6, 18, 10
Oct 3	@ NYJ	L	S	49	30	61.2	298	6.1	1	0	27	7	45	85.2	3	9	3.0	7	0	307	2
Oct 10	@ Jax	W	S	22	14	63.6	197	9.0	1	0	26	3	13	107.6	3	21	7.0	8	0	218	14
Oct 18	Buf	W	S	29	18	62.1	216	7.4	0	1	48	0	0	70.5	2	3	1.5	4t	1	219	4r
Oct 24	KC	W	S	27	21	77.8	270	10.0	1	1	46	1	9	105.2	2	6	3.0	4	1	276	24, 2r
Oct 31	@ Ind	W	S	33	23	69.7	265	8.0	3	2	57t	3	18	98.7	2	26	13.0	13	0	291	6, 57, 5
Nov 7	@ LAR	W	S	27	19	70.4	143	5.3	1	1	16	3	18	79.7	2	3	1.5	2	1	146	2, 1r
Nov 14	NO	W	S	27	19	70.4	213	7.9	1	0	50	2	15	105.9	5	1	0.2	2	1	214	1r, 2
Nov 21	Hou	L	S	52	35	67.3	323	6.2	1	4	46	2	6	58.4	2	3	1.5	3	0	326	18
Nov 28	@ NE	L	S	21	11	52.4	93	4.4	1	1	24	2	8	60.2	5	24	4.8	11	0	117	1
Dec 12	Jax	W	S	31	20	64.5	191	6.2	0	0	24	4	30	81.5	4	29	7.3	17	1	220	5r
Dec 19	@ Pit	L	S	32	23	71.9	153	4.8	0	1	18	4	36	68.9	5	18	3.6	11	1	171	1r
Dec 23	SF	W	S	29	22	75.9	209	7.2	1	0	42	4	21	106.8	3	22	7.3	23	0	231	18
Jan 2	Mia	W	S	18	13	72.2	120	6.7	2	0	28	1	10	127.1	4	7	1.8	5	0	127	1, 15
Jan 9	@ Hou	W	S	32	23	71.9	287	9.0	4	0	36	1	6	138.9	2	-2	-1.0	-1	0	285	5, 14, 4, 3
<b>Totals</b>		<b>12-5</b>	<b>17/17</b>	<b>531</b>	<b>357</b>	<b>67.2</b>	<b>3,734</b>	<b>7.0</b>	<b>21</b>	<b>14</b>	<b>57t</b>	<b>47</b>	<b>327</b>	<b>89.6</b>	<b>55</b>	<b>270</b>	<b>4.9</b>	<b>28</b>	<b>7</b>	<b>4,004</b>	
<b>Playoffs</b>																					
Jan 22	Cin	L	S	24	15	62.5	220	9.2	1	3	41	1	7	66.7	3	12	4.0	8	0	232	33
<b>Totals</b>		<b>0-1</b>	<b>1/1</b>	<b>24</b>	<b>15</b>	<b>62.5</b>	<b>220</b>	<b>9.2</b>	<b>1</b>	<b>3</b>	<b>41</b>	<b>1</b>	<b>7</b>	<b>66.7</b>	<b>3</b>	<b>12</b>	<b>4.0</b>	<b>8</b>	<b>0</b>	<b>232</b>	<b>33</b>

2022 Tennessee Titans				PASSING											RUSHING					COMBINED RUSH + PASS	
Date	Opp	W/L	P/S	Att	Cmp	Pct	Yds	Yds/Att	TD	Int	Lg	Sk	Lst	Rating	Att	Yds	Avg	Lg	TD	Yards	Touchdowns
Sept 11	NYG	L	S	33	20	60.6	266	8.1	2	0	31	1	0	106.4	2	7	3.5	9	0	273	7, 23
Sept 19	@ Buf	L	S	20	11	55.0	117	5.9	0	2	19	2	16	32.7	1	2	2.0	2	0	119	
Sept 25	LV	W	S	27	19	70.4	264	9.8	1	1	41	1	12	98.4	4	2	0.5	3	1	266	2, 1r
Oct 2	@ Ind	W	S	21	17	81.0	137	6.5	2	0	23	3	21	125.6	5	9	1.8	9	0	146	7, 8
Oct 9	@ Was	W	S	25	15	60.0	181	7.2	1	0	61	5	45	95.6	3	3	1.0	2	0	184	13
Oct 23	Ind	W	S	20	13	65.0	132	6.6	0	0	27	2	16	83.8	4	6	1.5	8	0	138	
Oct 30	@ Hou	W	IA																		
Nov 6	@ KC	L	IA																		
Nov 13	Den	W	S	36	19	52.8	255	7.1	2	0	63t	1	11	94.1	2	12	6.0	11	0	267	9, 63
Nov 17	@ GB	W	S	27	22	81.5	333	12.3	2	1	51	3	17	127.3	3	-3	-1.0	-1	0	330	14, 16
Nov 27	Cin	L	S	34	22	64.7	291	8.6	0	0	69	1	10	91.7	2	9	4.5	5	0	300	
Dec 4	@ Phi	L	S	22	14	63.6	141	6.4	1	0	41	6	35	97.0	3	34	11.3	17	0	175	25
Dec 11	Jax	L	S	38	25	65.8	254	6.7	2	1	27	4	27	91.3	2	16	8.0	8	0	270	10, 2
Dec 18	@ LAC	L	S	22	15	68.2	165	7.5	0	1	37	4	28	71.2	3	1	0.3	1t	1	166	1r
Dec 24	Hou	L	IA																		
Dec 29	Dal	L	IR																		
Jan 7	@ Jax	L	IR																		
<b>Totals</b>		<b>7-10</b>	<b>12/12</b>	<b>325</b>	<b>212</b>	<b>65.2</b>	<b>2,536</b>	<b>7.8</b>	<b>13</b>	<b>6</b>	<b>69</b>	<b>33</b>	<b>238</b>	<b>94.6</b>	<b>34</b>	<b>98</b>	<b>2.9</b>	<b>17</b>	<b>2</b>	<b>2,634</b>	

## RYAN TANNEHILL'S NFL STATISTICS

REGULAR SEASON			PASSING											RUSHING				
Year	Team	GP/GS	Att	Cmp	Pct	Yds	Yd/Att	TD	INT	Lg	Sk	Yds	Rat	Att	Yds	Avg	Lg	TD
2012	MIA	16/16	484	282	58.3	3,294	6.8	12	13	80t	35	234	76.1	49	211	4.3	31	2
2013	MIA	16/16	588	355	60.4	3,913	6.7	24	17	67	58	399	81.7	40	238	6.0	48	1
2014	MIA	16/16	590	392	66.4	4,045	6.9	27	12	50	46	337	92.8	56	311	5.6	40	1
2015	MIA	16/16	586	363	61.9	4,208	7.2	24	12	54t	45	420	88.7	32	141	4.4	28	1
2016	MIA	13/13	389	261	67.1	2,995	7.7	19	12	74t	29	216	93.5	39	164	4.2	18	1
2017	MIA	0/0	Injured Reserve															
2018	MIA	11/11	274	176	64.2	1,979	7.2	17	9	75t	35	279	92.7	32	145	4.5	20	0
2019	TEN	12/10	286	201	70.3	2,742	9.6	22	6	91t	31	212	117.5	43	185	4.3	25	4
2020	TEN	16/16	481	315	65.5	3,819	7.9	33	7	75t	24	173	106.5	43	266	6.2	45t	7
2021	TEN	17/17	531	357	67.2	3,734	7.0	21	14	57t	47	327	89.6	55	270	4.9	28	7
2022	TEN	12/12	325	212	65.2	2,536	7.8	13	6	69	33	238	94.6	34	98	2.9	17	2
<b>NFL Totals</b>		<b>145/143</b>	<b>4,534</b>	<b>2,914</b>	<b>64.3</b>	<b>33,265</b>	<b>7.3</b>	<b>212</b>	<b>108</b>	<b>91t</b>	<b>383</b>	<b>2,835</b>	<b>91.9</b>	<b>423</b>	<b>2,029</b>	<b>4.8</b>	<b>48</b>	<b>26</b>

Regular Season Career record as starter: 78-65 (.545); Playoffs: 2-3 (.400)

PLAYOFFS			PASSING											RUSHING				
Year	Team	GP/GS	Att	Cmp	Pct	Yds	Yd/Att	TD	INT	Lg	Sk	Yds	Rat	Att	Yds	Avg	Lg	TD
2019	TEN	3/3	60	36	60.0	369	6.2	5	1	45t	5	40	98.5	13	35	2.7	9	1
2020	TEN	1/1	26	18	69.2	165	6.3	1	1	35	1	7	83.0	2	6	3.0	4	0
2021	TEN	1/1	24	15	62.5	220	9.2	1	3	41	1	7	66.7	3	12	4.0	8	0
<b>NFL Totals</b>		<b>5/5</b>	<b>110</b>	<b>69</b>	<b>62.7</b>	<b>754</b>	<b>6.9</b>	<b>7</b>	<b>5</b>	<b>45t</b>	<b>7</b>	<b>54</b>	<b>85.2</b>	<b>18</b>	<b>53</b>	<b>2.9</b>	<b>9</b>	<b>1</b>

### Single-Game Highs

Attempts - 58 at N.Y. Jets (11/29/15)  
 Completions - 35 (Twice, last vs. Houston 11/21/21)  
 Passing Yards - 431 at Arizona (9/30/12)  
 Touchdown Passes - 4 (Five times, last at Houston 1/9/22)  
 Long Completion - 91t at Oakland (12/8/19)  
 Completion Percentage - 81.5 at Green Bay (11/17/22)  
 Passer Rating - 155.3 - vs. Oakland (9/23/18)  
 Rushes - 8 (Twice, last at N.Y. Jets 9/16/18)  
 Rushing Yards - 56 (Twice, last vs. Indianapolis 9/26/21)  
 Long Rush - 48 at Pittsburgh (12/8/13)  
 Rushing Touchdowns - 2 (Three times, last at Houston 1/3/21)

### Additional Statistics

Receptions - 1 for -4 yards (2014), 1 for 9 yards (2015), 1 for 3 yards with 1 touchdown (2018), 1 for 0 yards (2020)  
 Misc. Tackles - 1 (2012), 2 (2013), 3 (2014), 4 (2015), 1 (2018), 2 (2019), 3 (2021), 2 (2022)  
 Fumble Recoveries - 1 (2012), 3 (2013), 4 (2014), 5 (2015), 3 (2016), 1 (2019), 3 (2020), 1 (2021)  
 Two-Point Conversions - 1 rush (2019), 1 pass, 1 rush (2020)

### Playoff Single-Game Highs

Attempts - 31 at Kansas City (1/19/20)  
 Completions - 21 at Kansas City (1/19/20)  
 Passing Yards - 220 vs. Cincinnati (1/22/22)  
 Touchdown Passes - 2 (Twice, last at Kansas City 1/19/20)  
 Long Completion - 45t at Baltimore (1/11/20)  
 Rushes - 6 at Baltimore (1/11/20)  
 Rushing Yards - 13 at Baltimore (1/11/20)  
 Long Rush - 9 at Baltimore (1/11/20)  
 Rushing Touchdowns - 1 at Baltimore (1/11/20)

### Additional Career Playoff Statistics

Fumble Recoveries - 1 (2019)  
 Misc. Tackles - 1 (2021)



# 93 TEAIR TART

**DEFENSIVE TACKLE • 6'2" • 304 LBS**

**COLLEGE: FLORIDA INTERNATIONAL • ACQUIRED: FREE AGENT - 2020**

**NFL EXPERIENCE (NFL/TITANS): 4/4 • HOMETOWN: PHILADELPHIA, PA.**

**GAMES PLAYED/GAMES STARTED: 34/27 (PLAYOFFS: 0/0)**



**PRO:** The Titans signed Teair Tart (first name pronounced “tee-AIR”) as a rookie free agent following the 2020 NFL Draft. In his first three NFL seasons, he participated in 34 games with 27 starts, including a career-high 16 starts in 2022. Prior to entering the NFL, the 6-foot-2-inch, 304-pounder appeared in 23 games with 10 starts over two seasons at Florida International (2018-19), where he totaled 51 tackles, 19.0 tackles for loss, six sacks, one pass defended, five quarterback pressures and two forced fumbles.

#### CAREER HIGHLIGHTS:

- In 2022, Tart recorded a career-high 16 starts and also established career-best totals with 34 tackles, 1.5 sacks, 22 quarterback pressures, five tackles for loss, one interception, six passes defended and one fumble recovery.

#### TITANS TIDBITS:

- Tart traveled an unlikely road to the NFL. He played two years of high school basketball in his hometown of Philadelphia, Pa., at Palmer Leadership Learning Partners Charter School—a school that did not have a football program. Prior to his junior year, West Philadelphia High School's defensive coordinator, Karl Patrick, saw Tart playing in a basketball tournament and eventually convinced him to transfer and begin playing football for the first time in his life. Two years later, Tart continued his football career at ASA College in New York but left six games into his first season after an older brother, Rasheed Spencer, was tragically killed in a motorcycle accident. Time passed, and Tart headed to Valley Forge (Pa.) Military Academy, followed by stops at East Mississippi Community College and Ellsworth (Iowa) Community College before finding a home for his final two collegiate campaigns at Florida International.
- Tart is the second youngest of 11 children in his family.

#### CAREER TRANSACTIONS:

- The Philadelphia, Pa., native was signed by the Titans as a rookie free agent on May 7, 2020.
- Waived by the Titans on Sept. 5, 2020 and signed to the practice squad a day later.
- Signed by the Titans to their active roster from the practice squad on Nov. 7, 2020.

#### SEASON RECAPS:

**2022 (16/16):** Started a career-high 16 games at nose tackle and registered 34 tackles, 1.5 sacks, 22 quarterback pressures, five stops for loss, an interception, six passes defended and a fumble recovery. Was inactive for one contest. Led the team in quarterback pressures once (vs. DAL). Led or tied for the team lead in passes defended three times (vs. LV, at IND, at WAS). Led or tied for the team lead in sacks twice (vs. DAL, at JAX).

- Against N.Y. Giants (9/11), started at nose tackle and posted two tackles with two quarterback pressures.
- At Buffalo (9/19), started at nose tackle and collected a tackle for loss and a quarterback pressure. Stonewalled Devin Singletary for a five-yard loss on a rush off left guard in the second quarter.
- At Indianapolis (10/2), started at nose tackle and tied a then career-high with three tackles, including his first career interception, another pass defended and a quarterback pressure. Helped limit Jonathan Taylor to just 42 rushing yards on 20 carries in the victory. Batted down a pass intended for Taylor early in the first quarter. Tipped a Matt Ryan pass and caught his own deflection for his first career interception midway through the second quarter. Became the first Titans defensive lineman with an interception

since 2010. Stuffed Taylor for no gain on a rush off right tackle in the final stanza.

- At Washington (10/9), started at nose tackle and recorded three tackles, a quarterback pressure and a team-best two passes defended. Batted down a pass intended for Cole Turner late in the first quarter. Stuffed Brian Robinson for no gain on a rush off right guard in the third quarter. Helped preserve the victory by breaking up a pass intended for J.D. McKissic at the goal-line late in the fourth quarter.
- Against Indianapolis (10/23), started at nose tackle and registered a career-best three quarterback pressures.
- At Houston (10/30), notched a then career-high four tackles, with a stop for loss and a quarterback pressure. Chased down O.J. Howard for no gain on a tight end screen in the opening stanza. Halted a Texans' drive by stuffing Dameon Pierce for a three-yard loss on a third-and-one rush in the second quarter.
- Against Houston (12/24), notched four tackles, including a stop for loss, a pass defended and a quarterback pressure. Batted down a pass at the line of scrimmage that was intended for Brandin Cooks in the first quarter. Teamed with Jeffery Simmons to stuff Royce Freeman for a one-yard loss on a rush up the middle in the fourth quarter.
- Against Dallas (12/29), collected a career-high six tackles, including his first career half sack, a team-best four quarterback pressures and his first career fumble recovery. Teamed with Jack Gibbens to stuff Ezekiel Elliott for no gain on a rush off left guard in the opening stanza. Recovered a Dak Prescott botched snap in the second quarter. Teamed with DeMarcus Walker to drop Dak Prescott for an eight-yard sack in the fourth quarter.
- At Jacksonville (1/7), totaled three tackles, including his first career full sack, another stop for loss and two quarterback pressures. Stuffed Ja'Mycal Hasty for a one-yard loss on a rush up the middle in the second quarter. Dropped Trevor Lawrence for a nine-yard sack in the final stanza.

**2021 (11/10, 0/0):** Saw action in 11 games with 10 starts at nose tackle and registered 16 tackles, including three quarterback pressures and two stops for loss. Was inactive for six regular season games and the postseason contest.

- At Seattle (9/19), started at nose tackle and posted two tackles. Teamed with David Long Jr. to stonewall Chris Carson for a one-yard loss on a rush off right tackle in the third quarter.
- Against Indianapolis (9/26), started at nose tackle and tallied a tackle with a quarterback pressure.
- At N.Y. Jets (10/3), started at nose tackle and notched two tackles, including a stop for loss. Stuffed Tevin Coleman for a one-yard loss on a rush off left tackle late in the second quarter.
- At Jacksonville (10/10), started at nose tackle. Shot through the line and disrupted Carlos Hyde resulting in a three-yard loss on a fourth-and-goal rush from the one-yard line in the fourth quarter.
- At L.A. Rams (11/7), started at nose tackle and tallied two tackles. Combined with Nick Dzubnar to stuff Sony Michel for no gain on a rush up the middle late in the fourth quarter.
- Against Houston (11/21), started at nose tackle and totaled three tackles, including a stop for loss and a quarterback pressure. Stonewalled David Johnson for a three-yard loss on a rush up the middle in the second stanza. Teamed with Jayon Brown to stuff Rex Burkhead for no gain on a rush up the middle in the third quarter.
- Against San Francisco (12/23), returned to the lineup as a starter at defensive end after missing three games.

**2020 (7/1, 0/0):** Played in seven games with one start at defensive end as

a rookie and registered five tackles, two quarterback pressures, a stop for loss and a pass defended. Was suspended by the league for one contest. Missed two games, including the postseason contest while on the reserve/COVID-19 list. Spent the first seven weeks of the season on the team's practice squad. Tied for the team lead in passes defended once in 2020 (vs. IND). Made his NFL debut against Chicago (11/8/20). Made his first career NFL start on the defensive front at Green Bay (12/27/20).

- Against Chicago (11/8), saw action in his first NFL contest as a reserve at defensive tackle and tallied a quarterback pressure.
- Against Indianapolis (11/12), played as a reserve at defensive tackle and collected a pass defended. Tipped a pass intended for Nyheim Hines at the line of scrimmage in the second quarter.
- At Indianapolis (11/29), played as a reserve at defensive tackle and recorded a tackle and a quarterback pressure. Shot through the line and dropped Nyheim Hines for no gain on a rush off right tackle in the fourth quarter.
- Against Detroit (12/20), played as a reserve on the defensive front and produced a tackle for loss. Stuffed Matthew Stafford for a one-yard loss after a botched shotgun snap in the fourth quarter.
- At Green Bay (12/27), made his first career NFL start at defensive end and registered two tackles. Combined with Matt Dickerson to stop Aaron Jones for no gain on a rush off right guard in the third stanza.

**COLLEGE:**

- Appeared in 23 games with 10 starts over two seasons at Florida International and totaled 51 tackles, 19.0 tackles for loss, six sacks, one pass defended, five quarterback pressures and two forced fumbles. Played at Ellsworth (Iowa) Community College in 2017 and ASA (N.Y.) College in 2016.
- As a senior (2019), appeared in 11 games and made eight starts. Tallied 32 tackles, a team-leading 12.0 tackles for loss, two sacks and one forced fumble.
- As a junior (2018), saw action in 12 games and made two starts. Posted 19 tackles, a team-high-tying seven tackles for loss, a team-leading four sacks, one pass defended and one forced fumble.
- As a sophomore (2017), appeared in two games for Ellsworth (Iowa)

Community College and tallied five tackles, two tackles for loss and a sack.

- As a freshman (2016), saw action in six games for ASA (N.Y.) College and amassed 12 tackles, 7.5 tackles for loss and five sacks.
- Graduated from Florida International in December 2019 with a degree in liberal studies.

**PERSONAL:**

- Attended West Philadelphia (Pa.) High School where he was a first team All-Public and second team Daily News All-City Selection in 2014.
- Played offensive and defensive line and helped guide his team to its first PIAA 3A title.
- Son of Louise and Gary Spencer.
- Follow Tart on Instagram at @teair215, on Twitter at @speedboy\_te75 and on Snapchat at @speedboy\_te75.
- Born Teair Tart on Feb. 28, 1997 in Philadelphia, Pa.

**TEAIR TART'S GAME-BY-GAME**

**2020 Tennessee Titans**

Date	Opp	W/L	P/S	Tot Solo Asst	Sk - Yds	QBP	TFL	Int - Yds	-TD	PD	FF	FR - Yds	SpT
Sept 14	@ Den	W	PS										
Sept 20	Jax	W	PS										
Sept 27	@ Min	W	PS										
Oct 13	Buf	W	PS										
Oct 18	Hou	W	PS										
Oct 25	Pit	L	PS										
Nov 1	@ Cin	L	PS										
Nov 8	Chi	W	p	0 0 0	0.0 0.0	1	0 0	0 0	0 0	0 0	0 0	0 0	0 0
Nov 12	Ind	L	p	0 0 0	0.0 0.0	0	0 0	0 0	0 0	1 0	0 0	0 0	0 0
Nov 22	@ Bal	W	p	1 0 1	0.0 0.0	0	0 0	0 0	0 0	0 0	0 0	0 0	0 0
Nov 29	@ Ind	W	p	1 1 0	0.0 0.0	1	0 0	0 0	0 0	0 0	0 0	0 0	0 0
Dec 6	Cle	L	p	0 0 0	0.0 0.0	0	0 0	0 0	0 0	0 0	0 0	0 0	0 0
Dec 13	@ Jax	WSUS											
Dec 20	Det	W	p	1 1 0	0.0 0.0	0	1 0	0 0	0 0	0 0	0 0	0 0	0 0
Dec 27	@ GB	L	S	2 0 2	0.0 0.0	0	0 0	0 0	0 0	0 0	0 0	0 0	0 0
Jan 3	@ Hou	W	R/C										
<b>Totals</b>			<b>11-5</b>	<b>7/1</b>	<b>5 2 3</b>	<b>0.0 0.0</b>	<b>2</b>	<b>1 0</b>	<b>0 0</b>	<b>1 0</b>	<b>0 0</b>	<b>0 0</b>	<b>0 0</b>
<b>Playoffs</b>													
Jan 10	Bal	L	R/C										
<b>Totals</b>			<b>0-1</b>	<b>0/0</b>	<b>0 0 0</b>	<b>0.0 0.0</b>	<b>0</b>	<b>0 0</b>	<b>0 0</b>	<b>0 0</b>	<b>0 0</b>	<b>0 0</b>	<b>0 0</b>

**2021 Tennessee Titans**

Date	Opp	W/L	P/S	Tot Solo Asst	Sk - Yds	QBP	TFL	Int - Yds	-TD	PD	FF	FR - Yds	SpT
Sept 12	Ari	L	S	2 1 1	0.0 0.0	0	0 0	0 0	0 0	0 0	0 0	0 0	0 0
Sept 19	@ Sea	W	S	2 0 2	0.0 0.0	0	0 0	0 0	0 0	0 0	0 0	0 0	0 0
Sept 26	Ind	W	S	1 0 1	0.0 0.0	1	0 0	0 0	0 0	0 0	0 0	0 0	0 0
Oct 3	@ NYJ	L	S	2 2 0	0.0 0.0	0	1 0	0 0	0 0	0 0	0 0	0 0	0 0
Oct 10	@ Jax	W	S	0 0 0	0.0 0.0	0	0 0	0 0	0 0	0 0	0 0	0 0	0 0
Oct 18	Buf	W	S	1 1 0	0.0 0.0	1	0 0	0 0	0 0	0 0	0 0	0 0	0 0
Oct 24	KC	W	S	2 2 0	0.0 0.0	0	0 0	0 0	0 0	0 0	0 0	0 0	0 0
Oct 31	@ Ind	W	IA										
Nov 7	@ LAR	W	S	2 1 1	0.0 0.0	0	0 0	0 0	0 0	0 0	0 0	0 0	0 0

Nov 14	NO	W	IA										
Nov 21	Hou	L	S	3 3 0	0.0 0.0	0	0 0	1 1	0 0	0 0	0 0	0 0	0 0
Nov 28	@ NE	L	IA										
Dec 12	Jax	W	IA										
Dec 19	@ Pit	L	IA										
Dec 23	SF	W	S	0 0 0	0.0 0.0	0	0 0	0 0	0 0	0 0	0 0	0 0	0 0
Jan 2	Mia	W	p	1 0 1	0.0 0.0	0	0 0	0 0	0 0	0 0	0 0	0 0	0 0
Jan 9	@ Hou	W	IA										
<b>Totals</b>			<b>12-5</b>	<b>11/10</b>	<b>16 10 6</b>	<b>0.0 0.0</b>	<b>3</b>	<b>2 0</b>	<b>0 0</b>	<b>0 0</b>	<b>0 0</b>	<b>0 0</b>	<b>0 0</b>
<b>Playoffs</b>													
Jan 22	Cin	L	IA										
<b>Totals</b>			<b>0-1</b>	<b>0/0</b>	<b>0 0 0</b>	<b>0.0 0.0</b>	<b>0</b>	<b>0 0</b>	<b>0 0</b>	<b>0 0</b>	<b>0 0</b>	<b>0 0</b>	<b>0 0</b>

**2022 Tennessee Titans**

Date	Opp	W/L	P/S	Tot Solo Asst	Sk - Yds	QBP	TFL	Int - Yds	-TD	PD	FF	FR - Yds	SpT
Sept 11	NYG	L	S	2 1 1	0.0 0.0	2	0 0	0 0	0 0	0 0	0 0	0 0	0 0
Sept 19	@ Buf	L	S	1 1 0	0.0 0.0	1	1 0	0 0	0 0	0 0	0 0	0 0	0 0
Sept 25	LV	W	S	1 0 1	0.0 0.0	1	0 0	0 0	0 0	1 0	0 0	0 0	0 0
Oct 2	@ Ind	W	S	3 1 2	0.0 0.0	1	0 1	0 0	2 0	0 0	0 0	0 0	0 0
Oct 9	@ Was	W	S	3 2 1	0.0 0.0	1	0 0	0 0	2 0	0 0	0 0	0 0	0 0
Oct 23	Ind	W	S	0 0 0	0.0 0.0	3	0 0	0 0	0 0	0 0	0 0	0 0	0 0
Oct 30	@ Hou	W	S	4 3 1	0.0 0.0	1	1 0	0 0	0 0	0 0	0 0	0 0	0 0
Nov 6	@ KC	L	S	1 0 1	0.0 0.0	1	0 0	0 0	0 0	0 0	0 0	0 0	0 0
Nov 13	Den	W	S	3 3 0	0.0 0.0	2	0 0	0 0	0 0	0 0	0 0	0 0	0 0
Nov 17	@ GB	W	S	1 1 0	0.0 0.0	0	0 0	0 0	0 0	0 0	0 0	0 0	0 0
Nov 27	Cin	L	S	1 1 0	0.0 0.0	0	0 0	0 0	0 0	0 0	0 0	0 0	0 0
Dec 4	@ Phi	L	S	0 0 0	0.0 0.0	1	0 0	0 0	0 0	0 0	0 0	0 0	0 0
Dec 11	Jax	L	S	1 0 1	0.0 0.0	1	0 0	0 0	0 0	0 0	0 0	0 0	0 0
Dec 18	@ LAC	L	IA										
Dec 24	Hou	L	S	4 2 2	0.0 0.0	1	1 0	0 0	1 0	0 0	0 0	0 0	0 0
Dec 29	Dal	L	S	6 2 4	0.5 4.0	4	0 0	0 0	0 0	0 0	1 0	0 0	0 0
Jan 7	@ Jax	L	S	3 3 0	1.0 9.0	2	2 0	0 0	0 0	0 0	0 0	0 0	0 0
<b>Totals</b>			<b>7-10</b>	<b>16/16</b>	<b>34 20 14</b>	<b>1.5 13.0</b>	<b>22</b>	<b>5 1</b>	<b>0 0</b>	<b>6 0</b>	<b>1 0</b>	<b>0 0</b>	<b>0 0</b>

## TEAIR TART'S NFL STATISTICS

REGULAR SEASON				TACKLES							INTERCEPTIONS					FUMBLES			
Year	Team	GP	GS	Tot	Solo	Asst	Sk	Yds	QBP	TFL	No	Yds	Lg	TD	PD	FF	FR	Yds	SpT
2020	Tennessee	7	1	5	2	3	0.0	0.0	2	1	0	0	0	0	1	0	0	0	0
2021	Tennessee	11	10	16	10	6	0.0	0.0	3	2	0	0	0	0	0	0	0	0	0
2022	Tennessee	16	16	34	20	14	1.5	13.0	22	5	1	0	0	0	6	0	1	0	0
<b>NFL Totals</b>		<b>34</b>	<b>27</b>	<b>55</b>	<b>32</b>	<b>23</b>	<b>1.5</b>	<b>13.0</b>	<b>27</b>	<b>8</b>	<b>1</b>	<b>0</b>	<b>0</b>	<b>0</b>	<b>7</b>	<b>0</b>	<b>1</b>	<b>0</b>	<b>0</b>

PLAYOFFS				TACKLES							INTERCEPTIONS					FUMBLES			
Year	Team	GP	GS	Tot	Solo	Asst	Sk	Yds	QBP	TFL	No	Yds	Lg	TD	PD	FF	FR	Yds	SpT
2020	Tennessee	0	0	0	0	0	0.0	0.0	0	0	0	0	0	0	0	0	0	0	0
2021	Tennessee	0	0	0	0	0	0.0	0.0	0	0	0	0	0	0	0	0	0	0	0
<b>NFL Totals</b>		<b>0</b>	<b>0</b>	<b>0</b>	<b>0</b>	<b>0</b>	<b>0.0</b>	<b>0.0</b>	<b>0</b>	<b>0</b>	<b>0</b>	<b>0</b>	<b>0</b>	<b>0</b>	<b>0</b>	<b>0</b>	<b>0</b>	<b>0</b>	<b>0</b>

### Single-Game Highs

Tackles - 6 vs. Dallas (12/29/22)

Sacks - 1 at Jacksonville (1/7/23)

Tackles For Loss - 2 at Jacksonville (1/7/23)

Quarterback Pressures - 4 vs. Dallas (12/29/22)

Interceptions - 1 at Indianapolis (10/2/22)

Fumble Recoveries - 1 vs. Dallas (12/29/22)

Passes Defensed - 2 (Twice, last at Washington 10/9/22)



# 29 JOSH THOMPSON

**DEFENSIVE BACK • 6'0" • 194 LBS • COLLEGE: TEXAS**  
**ACQUIRED: FREE AGENT - 2022 • NFL EXPERIENCE (NFL/TITANS): 2/2**  
**HOMETOWN: NACOGDOCHES, TEXAS**  
**GAMES PLAYED/GAMES STARTED: 6/0 (PLAYOFFS: 0/0)**



**PRO:** The Titans signed Josh Thompson from the Jacksonville Jaguars' practice squad prior to Week 7 to add depth on special teams coverage units and in the secondary. He appeared in six games and registered four special teams tackles. The 6-foot, 194-pounder appeared in 45 games with 22 starts over five seasons at the University of Texas (2017-21). The Nacogdoches, Texas, native was originally signed as an undrafted free agent by the Jacksonville Jaguars and spent the first six weeks of the 2022 season on the team's practice squad before joining the Titans' active roster.

#### CAREER TRANSACTIONS:

- The Nacogdoches, Texas, native was signed by the Jacksonville Jaguars as a rookie free agent on May 2, 2022.
- Released by the Jaguars on Aug. 31, 2022 and signed to the team's practice squad two days later.
- Signed by the Titans to the team's active roster off of the Jaguars' practice squad on Oct. 17, 2022.

#### SEASON RECAPS:

**2022 (6/0 - Tennessee):** Saw action as a reserve in six games with the Titans during his rookie campaign and registered four special teams tackles. Placed on injured reserve on Nov. 12 and missed four games before being designated to return on Dec. 10. Was inactive for two contests. Led or tied for the team lead in special teams tackles twice in 2022 (vs. IND, vs. JAX). Saw action in his first career NFL contest against Indianapolis (10/23/22). Spent the first six weeks of the season on the Jacksonville Jaguars' practice squad.

- Against Indianapolis (10/23), made his NFL debut and led the team with two special teams tackles on coverage units.
- At Houston (10/30), notched a special teams tackle on coverage units.
- At Kansas City (11/6), saw action as a reserve on special teams before leaving the game in the third quarter with an injury.
- Against Jacksonville (12/11), returned to the lineup as a reserve on special teams and posted a tackle on coverage units.
- At L.A. Chargers (12/18), saw action as a reserve on special teams before leaving the game with an injury in the second quarter.

#### COLLEGE:

- Appeared in 45 games with 22 starts over five seasons at the University

of Texas (2017-21). Totaled 109 career tackles, 5.5 tackles for loss, two interceptions, nine passes defended and a fumble recovery. Added eight kick returns for 169 yards.

- As a senior (2021), started nine games and recorded 34 tackles, a tackle for loss, a fumble recovery, an interception that he returned for a touchdown, a quarterback hurry and two passes defended.
- As a redshirt junior (2020), started all 10 games and notched 28 tackles, three tackles for loss, three pass breakups, two quarterback hurries and an interception.
- As a junior (2019), saw action in the first four games of the season and logged 12 total tackles and 1.5 tackles for loss before missing time because of an injury. Redshirted following the injury.
- As a sophomore (2018), played in 13 games with three starts and posted 22 tackles with two quarterback hurries with one pass breakup.
- As a freshman (2017), played in nine games primarily on special teams. Totaled 13 tackles with one pass breakup on defense.
- Majored in physical culture and sport at Texas.

#### PERSONAL:

- Attended Nacogdoches (Texas) High School where he was an All-American, All-State and two-time All-District honoree.
- Selected to participate in the 2017 Offense-Defense Bowl and was invited to participate in Nike's 2016 The Opening.
- As a senior (2016), compiled 71 tackles, 10 tackles for loss, two interceptions, five pass breakups, two forced fumbles and four fumble recoveries on defense with 15 receptions for 210 yards and four touchdowns on offense. Chosen second-team 5A All-State by the Associated Press and named honorable mention All-State by the TSWA.
- As a junior (2015), posted 33 tackles, nine pass breakups, one interception and one tackle for loss.
- As a sophomore (2014), helped Nacogdoches to a 7-4 overall record, including a 4-3 district mark, and an appearance in the 5A Division II bi-district playoffs.
- Follow Thompson on Instagram at @\_joshuat2 and on Twitter at @\_Joshuat9.
- Born Joshua Thompson on Oct. 20, 1998 in Nacogdoches, Texas.



### JOSH THOMPSON'S GAME-BY-GAME

2022 Tennessee Titans

Date	Opp	W/L	P/S	Tot	Solo	Asst	Sk	- Yds	QBP	TFL	Int	- Yds	-TD	PD	FF	FR	- Yds	SpT	
Oct 23	Ind	W	p	0	0	0	0.0	0.0	0	0	0	0	0	0	0	0	0	0	2
Oct 30	@ Hou	W	p	0	0	0	0.0	0.0	0	0	0	0	0	0	0	0	0	0	1
Nov 6	@ KC	L	p	0	0	0	0.0	0.0	0	0	0	0	0	0	0	0	0	0	0
Nov 13	Den	W	IR																
Nov 17	@ GB	W	IR																
Nov 27	Cin	L	IR																
Dec 4	@ Phi	L	IR																
Dec 11	Jax	L	p	0	0	0	0.0	0.0	0	0	0	0	0	0	0	0	0	0	1

Dec 18	@ LAC	L	p	0	0	0	0.0	0.0	0	0	0	0	0	0	0	0	0	0	0
Dec 24	Hou	L	IA																
Dec 29	Dal	L	IA																
Jan 7	@ Jax	L	p	0	0	0	0.0	0.0	0	0	0	0	0	0	0	0	0	0	0
<b>Totals</b>				<b>4-8</b>	<b>6/0</b>		<b>0</b>	<b>0</b>	<b>0</b>	<b>0</b>	<b>0</b>	<b>0</b>	<b>0</b>	<b>0</b>	<b>0</b>	<b>0</b>	<b>0</b>	<b>0</b>	<b>4</b>

### JOSH THOMPSON'S NFL STATISTICS

REGULAR SEASON		TACKLES										INTERCEPTIONS					FUMBLES			
Year	Team	GP	GS	Tot	Solo	Asst	Sk	Yds	QBP	TFL	No	Yds	Lg	TD	PD	FF	FR	Yds	SpT	
2022	Tennessee	6	0	0	0	0	0.0	0.0	0	0	0	0	0	0	0	0	0	0	4	
<b>NFL Totals</b>		<b>6</b>	<b>0</b>	<b>0</b>	<b>0</b>	<b>0</b>	<b>0.0</b>	<b>0.0</b>	<b>0</b>	<b>0</b>	<b>0</b>	<b>0</b>	<b>0</b>	<b>0</b>	<b>0</b>	<b>0</b>	<b>0</b>	<b>0</b>	<b>4</b>	

**Single-Game Highs**

Special Teams Tackles - 2 vs. Indianapolis (10/23/22)



# 33 JONATHAN WARD

**RUNNING BACK • 6'0" • 202 LBS • COLLEGE: CENTRAL MICHIGAN**  
**ACQUIRED: FREE AGENT - 2022 • NFL EXPERIENCE (NFL/TITANS): 4/2**  
**HOMETOWN: KANKAKEE, ILL.**  
**GAMES PLAYED/GAMES STARTED: 35/0 (PLAYOFFS: 0/0)**



**PRO:** The Titans signed Jonathan Ward to the practice squad on Dec. 14, 2022 to help bolster the depth and experience of the running backs group and to contribute on special teams. He was quickly promoted to the 53-man roster and ended the 2022 campaign with appearances in each of the last three games of the season. Prior to arriving in Tennessee, the 6-foot, 202-pounder appeared in 32 games over parts of three seasons with the Arizona Cardinals (2020-22). The Central Michigan product was originally signed by the Cardinals as a rookie free agent following the 2020 NFL Draft.

#### TITANS TIDBITS:

- Ward placed second in Illinois state high school track meet in the long jump in 2015.
- Ward faced an uphill climb to get his opportunity in the NFL. Coming out of Central Michigan, he was not invited to the 2020 NFL Combine but hoped to impress scouts during the school's pro day. However, that never happened because the pro day, scheduled for March 14, 2020, was canceled in the initial days of the COVID-19 outbreak. Ward and his agent, Orlando Arnold, produced their own workout tape, and eventually he was signed by the Cardinals as an undrafted free agent.

#### CAREER TRANSACTIONS:

- The Kankakee, Ill., native was originally signed by the Arizona Cardinals as an undrafted free agent on April 27, 2020.
- Waived by the Cardinals on Sept. 5, 2020 and signed to the team's practice squad a day later.
- Activated from the practice squad to the active roster standard elevation on Sept. 26, 2020.
- Activated from the practice squad to the active roster standard elevation on Oct. 3, 2020.
- Signed by the Cardinals to their active roster from the practice squad on Oct. 6, 2020.
- Released by the Cardinals on Nov. 22, 2022.
- Signed by the N.Y. Jets to their practice squad on Nov. 29, 2022.
- Released by the Jets from their practice squad on Dec. 6, 2022.
- Signed by the Titans to their practice squad on Dec. 14, 2022.
- Activated from the practice squad to the active roster standard elevation on Dec. 23, 2022.
- Signed by the Titans to the team's active roster off of the practice squad on Dec. 29, 2022.

#### SEASON RECAPS:

**2022 (5/0 - Arizona; 3/0 - Tennessee):** Played in three games as a reserve with the Titans and rushed five times for 25 yards. Caught two passes for seven yards. Returned one kickoff for 25 yards and registered two special teams stops on coverage units. Spent one game on the Titans' practice squad. Saw action as a reserve in five games with the Cardinals and collected a special teams tackle on coverage units. Placed on injured reserve by Arizona on Oct. 12 and missed six games before being released by the Cardinals on Nov. 22.

- Against Houston (12/24), made his Titans debut as a reserve on special teams.
- Against Dallas (12/29), rushed four times for 26 yards and caught one pass for four yards out of the backfield.
- At Jacksonville (1/7), played as a reserve at running back and caught one pass for three yards. Rushed once for minus-one yard. Collected a special teams tackle on coverage units.

**2021 (13/0 - Arizona):** Saw action as a reserve in 13 games and contributed 33 yards on nine carries while adding 34 yards on three receptions out of the backfield. Posted six special teams tackles and recorded a forced fumble on coverage units. Was inactive for three games and missed one contest while on the reserve/COVID-19 list.

- At Cleveland (10/17), registered his first NFL rushing statistics garnering 14 yards on four attempts.
- At Dallas (1/2), caught a 23-yard pass from safety Chris Banjo on a fake punt to extend an Arizona drive that ended in the first touchdown of the game.

**2020 (14/0 - Arizona):** Played in 14 games as a reserve during his rookie campaign and posted eight special teams tackles. Spent the first two weeks on the team's practice squad before being elevated to the active roster on Oct. 6.

- Against Detroit (9/27), saw action on special teams in his NFL debut.
- At L.A. Rams (1/3), recorded his first career touchdown with an 11-yard reception on his only offensive play from scrimmage. Also tallied a special teams tackle.

#### COLLEGE:

- Played in 41 games at Central Michigan and rushed for 2,539 yards and 28 touchdowns on 473 carries. Also caught 98 passes for 909 yards and four scores. Ran for more than 1,000 yards twice in his career.
- As a senior team captain (2019), started all 12 games and ran for a career-high 1,108 yards and 15 touchdowns. Earned third-team All-MAC honors.
- As a junior (2018), appeared in nine games with six starts and had 212 rushing yards on 76 carries.
- As a sophomore (2017), appeared in 12 games with eight starts and rushed for 1,019 yards and 10 touchdowns on 178 carries. Selected second-team All-MAC after leading the team in rushing yards, attempts and touchdowns.
- As a freshman (2016), appeared in eight games and had 200 rushing yards and two touchdowns on 36 carries.

#### PERSONAL:

- Attended Bishop McNamara (Kankakee, Ill.) High School and competed in football and track.
- Was as a three-year starter at running back and set school career records with 83 touchdowns and 5,689 rushing yards and single-season records with 2,400 rushing yards and 36 touchdowns.
- As a senior, earned All-State honors and led the team to a 13-1 finish and Class 3A state title.
- Follow Ward on Twitter at @Almighty\_jward.
- Born Jonathan Ward on Sept. 30, 1997 in Kankakee, Ill.

## JONATHAN WARD'S TITANS GAME-BY-GAME

2022 Tennessee Titans				RUSHING					RECEIVING				
Date	Opp	W/L	P/S	Att	Yds	Avg	Lg	TD	No	Yds	Avg	Lg	TD
Dec 24	Hou	L	p	0	0	-	0	0	0	0	-	0	0
Dec 29	Dal	L	p	4	26	6.5	12	0	1	4	4.0	4	0
Jan 7	@ Jax	L	p	1	-1	-1.0	-1	0	1	3	3.0	3	0
<b>Totals</b>		<b>0-3</b>	<b>3/0</b>	<b>5</b>	<b>25</b>	<b>5.0</b>	<b>12</b>	<b>0</b>	<b>2</b>	<b>7</b>	<b>3.5</b>	<b>4</b>	<b>0</b>

## JONATHAN WARD'S NFL STATISTICS

REGULAR SEASON		RUSHING								RECEIVING				
Year	Team	GP	GS	No	Yds	Avg	Lg	TD	Att	Yds	Avg	Lg	TD	
2020	Arizona	14	0	0	0	-	0	0	1	11	11.0	11t	1	
2021	Arizona	13	0	9	33	3.7	7	0	3	34	11.3	23	0	
2022	Arizona	5	0	0	0	-	0	0	0	0	-	0	0	
2022	Tennessee	3	0	5	25	5.0	12	0	2	7	3.5	4	0	
<b>NFL Totals</b>		<b>35</b>	<b>0</b>	<b>14</b>	<b>58</b>	<b>4.1</b>	<b>12</b>	<b>0</b>	<b>6</b>	<b>52</b>	<b>8.7</b>	<b>23</b>	<b>1</b>	

### Single-Game Highs

Rushes - 4 (Twice, last vs. Dallas 12/29/22)  
 Rushing Yards - 26 vs. Dallas (12/29/22)  
 Long Rush - 12 vs. Dallas (12/29/22)  
 Receptions - 1 (Six times, last at Jacksonville 1/7/23)  
 Receiving Yards - 23 at Dallas (1/2/22)  
 Long Reception - 23 at Dallas (1/2/22)  
 Receiving Touchdowns - 1 at L.A. Rams (1/3/21)

### Additional Statistics

Kickoff Returns - 1 for 16 yards (2021), 1 for 25 yards (2022)  
 Special Teams Tackles - 8 (2020), 6 (2021), 3 (2022)  
 Special Teams Forced Fumble - 1 (2021)



# 99 RASHAD WEAVER

**OUTSIDE LINEBACKER • 6'4" • 259 LBS • COLLEGE: PITTSBURGH**  
**ACQUIRED: 4TH ROUND - 2021 • NFL EXPERIENCE (NFL/TITANS): 3/3**  
**HOMETOWN: FORT LAUDERDALE, FLA.**  
**GAMES PLAYED/GAMES STARTED: 18/4 (PLAYOFFS: 0/0)**



**PRO:** The Titans selected Rashad Weaver in the fourth round of the 2021 NFL Draft. The 6-foot-4-inch, 259-pound defender missed the majority of his rookie campaign after suffering a season-ending injury in the third game of the season. He bounced back in 2022, playing in 16 games and ranking third on the squad with 39 quarterback pressures and fourth on the club with 5.5 sacks. The University of Pittsburgh product is capable of causing disruption in both the run and pass game, and displays a high motor and good length at the position. The Fort Lauderdale, Fla., native was a consensus All-American, a Bednarik Award semifinalist, and earned first-team All-ACC honors as a senior with the Panthers in 2020 after totaling 35 tackles, 14.5 tackles for loss, 7.5 sacks, 12 quarterback pressures, three forced fumbles and a fumble recovery in nine games.

#### CAREER HIGHLIGHTS:

- In 2022, Weaver appeared in 16 games with four starts. His 5.5 sacks ranked fourth on the team, while his 39 quarterback pressures ranked third.
- In 2020, Weaver was named a consensus All-American after garnering first-team All-America honors from four of the NCAA's recognized selectors: Associated Press, American Football Coaches Association, Football Writers Association of America and Walter Camp Football Foundation. He was the 52nd consensus All-American in school history and the first Pitt defensive player to earn that distinction since Aaron Donald in 2013.

#### TITANS TIDBITS:

- Weaver lists rehabbing a torn ACL during the pandemic as the biggest challenge he has had to overcome in his football career. He worked on 'staying focused even not knowing if there was going to be a season and even just finding locations to do my rehab work when everything shut down.'
- He was a member of Pitt's prestigious Blue & Gold Society, an undergraduate organization composed of top students who serve as ambassadors for the university and Pitt Alumni Association.
- Prior to the NFL Draft, Weaver trained in the martial art of Krav Maga.
- Weaver's grandmother has battled multiple sclerosis since he was in a middle school.
- While at Pitt, Weaver participated in the Leukemia & Lymphoma Society's Race to Anyplace Fundraiser with the same girl, Lili, for three consecutive years. Weaver and Lili struck up a friendship and are frequently in touch.
- Weaver and his best friend started a clothing line called Dreams to Reality which can be found on Instagram @d2r.shop.
- Weaver grew up in Indiana but moved to Florida prior to his sophomore year of high school. He wore No. 17 because he played quarterback and wanted a number right before Peyton Manning's No. 18. Weaver circled back to No. 17 in college, and 'I thought it was a cool number for an edge rusher.'

#### CAREER TRANSACTIONS:

- The Fort Lauderdale, Fla., native was selected by the Titans in the fourth round (135th overall) of the 2021 NFL Draft.

#### SEASON RECAPS:

**2022 (16/4):** Saw action in 16 games with four starts at outside linebacker. Ranked third on the squad with 39 quarterback pressures and fourth on the club with 5.5 sacks. Registered 27 tackles, including seven stops for loss, six passes defended, two forced fumbles and a fumble recovery. Was inactive for one contest. Led or tied for the team lead in sacks three times in 2022 (vs. NYG, vs. LV, vs. DEN). Led or tied for the team lead in quarterback pressures four times in 2022 (at KC, vs. DEN, at GB, at LAC).

Tied for the team lead in passes defended twice in 2022 (vs. JAX, at JAX).

- Against N.Y. Giants (9/11), played as a reserve at outside linebacker and posted four tackles, including two sacks and three quarterback pressures. Registered his first career sack by dropping Daniel Jones for a five-yard loss in the opening stanza. Ended a Giants' drive by sacking Jones for a two-yard loss on third-and-five in the third quarter.
- Against Las Vegas (9/25), made his first career start at outside linebacker and notched two tackles, including a sack and a then career-best four quarterback pressures. Dipped around the edge and dropped Derek Carr for a seven-yard sack on third-and-four late in the second quarter.
- At Indianapolis (10/2), saw action as a reserve at outside linebacker and tallied two tackles, including a sack, another tackle for loss, a forced fumble and three quarterback pressures. Helped limit Jonathan Taylor to just 42 rushing yards on 20 carries in the victory. Pounced on Matt Ryan for a six-yard loss after a bobbed snap in the second quarter. Strip-sacked Ryan for a six-yard loss but the loose ball was recovered by the Colts late in the third quarter.
- At Kansas City (11/6), played as a reserve at outside linebacker and tied for the team lead with five quarterback pressures.
- Against Denver (11/13), saw action as a reserve at outside linebacker and posted two tackles, including 1.5 sacks and a team-best eight quarterback pressures. Batted down a pass intended for Chase Edmonds late in the third quarter. Combined with DeMarcus Walker to sack Russell Wilson for a two-yard loss late in the final stanza. Came off the edge and strip-sacked Wilson on third-and-four late in the fourth quarter.
- At Green Bay (11/17), played as a reserve at outside linebacker and led the team with three quarterback pressures.
- At Philadelphia (12/4), played as a reserve at outside linebacker and produced three tackles, including a stop for loss and a quarterback pressure. Stonewalled Miles Sanders for a two-yard loss on a rush off right tackle in the third quarter.
- At L.A. Chargers (12/18), played as a reserve at outside linebacker and recorded two tackles with a team-high five quarterback pressures.
- At Jacksonville (1/7), started at outside linebacker and totaled a quarterback pressure, a pass defended and a fumble recovery. Pounced on a Trevor Lawrence fumble at the Titans' 33-yard line in the second quarter. Ended a Jaguars' drive by batting down a third-and-seven pass at the line of scrimmage in the final stanza.

**2021 (2/0):** Played in two games as a reserve as a rookie and collected two tackles. Placed on injured reserve on Sept. 28 and missed the final 14 regular season games and the postseason contest. Was inactive for the season opener. Made his NFL debut at Seattle (9/19/21).

- Against Arizona (9/12), was inactive.
- At Seattle (9/19), saw action in his first NFL contest as a reserve on special teams and limited snaps at outside linebacker.
- Against Indianapolis (9/26), played as a reserve at outside linebacker and tallied two tackles before leaving the game late in the third quarter with an injury. Combined with Rashaan Evans to stonewall Jonathan Taylor for a one-yard loss on a rush off left guard late in the first quarter.

#### COLLEGE:

- In four seasons at Pittsburgh (2017-20), Weaver appeared in 35 games with 28 starts. He tallied 110 tackles, 34.5 tackles for loss, 17.0 sacks, nine passes defended, 28 quarterback pressures, five forced fumbles and four fumble recoveries.
- As a senior (2020), started nine games and totaled 35 tackles, 14.5 tackles for loss, 7.5 sacks, 12 quarterback pressures, two passes defended,

three forced fumbles and one fumble recovery. Named a consensus All-American after garnering first-team All-America honors from four of the NCAA's recognized selectors: Associated Press, American Football Coaches Association, Football Writers Association of America and Walter Camp Football Foundation. Also earned first-team All-America recognition by CBS Sports, ESPN, Phil Steele and Pro Football Focus. Awarded first team All-ACC honors and was a semifinalist for the Bednarik Award.

- As a junior (2019), suffered a season-ending injury during training camp.
- As a sophomore (2018), started all 14 games at defensive end and amassed 47 tackles, 14.0 tackles for loss, 6.5 sacks, 10 quarterback pressures, four passes defended, two forced fumbles and three fumble recoveries. Led the team in tackles for loss, sacks, and fumble recoveries. Tied for the ACC lead and ranked sixth nationally in fumble recoveries.
- As a redshirt freshman (2017), saw action in all 12 games and made five starts. Tallied 28 tackles, six tackles for loss, three sacks, six quarterback pressures and three passes defended.
- Redshirted in 2016.
- Graduated from Pittsburgh in 2020 with a degree in finance and business information systems.

**PERSONAL:**

- Attended Cooper City (Fla.) High School where he was a two-way player at defensive end and tight end and an all-county selection. Compiled 65 tackles, seven sacks, one pick-six, six passes defended, two forced fumbles, two blocked field goals and two blocked punts.
- Selected to play in the Broward County All-Star Classic and the Florida Athletic Coaches Association North vs. South All-Star Classic.
- Also participated in basketball and was a three-year starter. He played center and power forward.
- Son of Autumn DeLaPorte and Nevin Weaver.
- Has two sisters.
- Follow Weaver on Twitter and Instagram @RashadWeaver.
- Born Rashad Capone Weaver on Nov. 10, 1997 in Marion, Ind.

**RASHAD WEAVER'S GAME-BY-GAME**

**2021 Tennessee Titans**

Date	Opp	W/L	P/S	Tot Solo Asst	Sk - Yds	QBP	TFL	Int - Yds -TD	PD	FF	FR - Yds	SpT
Sept 12	Ari	L	IA									
Sept 19	@ Sea	W	p	0 0 0	0.0 0.0	0	0 0	0 0 0 0 0 0 0 0 0 0				
Sept 26	Ind	W	p	2 0 2	0.0 0.0	0	0 0	0 0 0 0 0 0 0 0 0 0				
Oct 3	@ NYJ							Placed on injured reserve on Sept. 28, 2021				
<b>Totals</b>		<b>2-1</b>	<b>2/0</b>	<b>2 0 2</b>	<b>0.0 0.0</b>	<b>0</b>	<b>0 0</b>	<b>0 0 0 0 0 0 0 0 0 0</b>				

**2022 Tennessee Titans**

Date	Opp	W/L	P/S	Tot Solo Asst	Sk - Yds	QBP	TFL	Int - Yds -TD	PD	FF	FR - Yds	SpT
Sept 11	NYG	L	p	4 3 1	2.0 7.0	3	2 0	0 0 0 0 0 0 0 0 0 0				
Sept 19	@ Buf	L	p	0 0 0	0.0 0.0	1	0 0	0 0 0 0 0 0 0 0 0 0				
Sept 25	LV	W	S	2 2 0	1.0 7.0	4	1 0	0 0 0 0 0 0 0 0 0 0				
Oct 2	@ Ind	W	p	2 2 0	1.0 4.0	3	1 0	0 0 0 0 0 1 0 0 0 0				
Oct 9	@ Was	W	S	1 1 0	0.0 0.0	1	0 0	0 0 0 0 1 0 0 0 0 0				
Oct 23	Ind	W	p	1 0 1	0.0 0.0	1	0 0	0 0 0 0 0 0 0 0 0 0				
Oct 30	@ Hou	W	IA									
Nov 6	@ KC	L	p	0 0 0	0.0 0.0	5	0 0	0 0 0 0 0 0 0 0 0 0				
Nov 13	Den	W	p	2 1 1	1.5 9.0	8	0 0	0 0 0 0 1 1 0 0 0 0				
Nov 17	@ GB	W	p	0 0 0	0.0 0.0	3	0 0	0 0 0 0 0 0 0 0 0 0				
Nov 27	Cin	L	p	3 1 2	0.0 0.0	1	0 0	0 0 0 0 0 0 0 0 0 0				

Dec 4	@ Phi	L	p	3 2 1	0.0 0.0	1	1 0	0 0 0 0 0 0 0 0 0 0				
Dec 11	Jax	L	p	1 1 0	0.0 0.0	0	1 0	0 0 0 0 2 0 0 0 0 0				
Dec 18	@ LAC	L	p	2 1 1	0.0 0.0	5	0 0	0 0 0 0 0 0 0 0 0 0				
Dec 24	Hou	L	p	3 2 1	0.0 0.0	2	1 0	0 0 0 0 0 0 0 0 0 0				
Dec 29	Dal	L	S	3 2 1	0.0 0.0	0	0 0	0 0 0 0 0 1 0 0 0 0				
Jan 7	@ Jax	L	S	0 0 0	0.0 0.0	1	0 0	0 0 0 0 1 0 1 0 0 0				
<b>Totals</b>				<b>7-10</b>	<b>16/4</b>	<b>27</b>	<b>18</b>	<b>9 5.5 27.0</b>	<b>39</b>	<b>7</b>	<b>0 0 0 0 6 2 1 0 0 0</b>	

## RASHAD WEAVER'S NFL STATISTICS

REGULAR SEASON		TACKLES										INTERCEPTIONS					FUMBLES			
Year	Team	GP	GS	Tot	Solo	Asst	Sk	Yds	QBP	TFL	No	Yds	Lg	TD	PD	FF	FR	Yds	SpT	
2021	Tennessee	2	0	2	0	2	0.0	0.0	0	0	0	0	0	0	0	0	0	0	0	
2022	Tennessee	16	4	27	18	9	5.5	27.0	39	7	0	0	0	0	6	2	1	0	0	
<b>NFL Totals</b>		<b>18</b>	<b>4</b>	<b>29</b>	<b>18</b>	<b>11</b>	<b>5.5</b>	<b>27.0</b>	<b>39</b>	<b>7</b>	<b>0</b>	<b>0</b>	<b>0</b>	<b>0</b>	<b>6</b>	<b>2</b>	<b>1</b>	<b>0</b>	<b>0</b>	

### Single-Game Highs

Tackles - 4 vs. N.Y. Giants (9/11/22)

Sacks - 2 vs. N.Y. Giants (9/11/22)

Tackles for Loss - 2 vs. N.Y. Giants (9/11/22)

Quarterback Pressures - 8 vs. Denver (11/13/22)

Forced Fumbles - 1 (Twice, last vs. Denver 11/13/22)

Fumble Recoveries - 1 at Jacksonville (1/7/23)

Passes Defensed - 2 vs. Jacksonville (12/11/22)



# 88 TREVON WESCO

**TIGHT END • 6'3" • 267 LBS • COLLEGE: WEST VIRGINIA**  
**ACQUIRED: UNRESTRICTED FREE AGENT (CHI) - 2023**  
**NFL EXPERIENCE (NFL/TITANS): 5/1 • HOMETOWN: MARTINSBURG, W.VA.**  
**GAMES PLAYED/GAMES STARTED: 54/13 (PLAYOFFS: 0/0)**



**PRO:** The Titans signed unrestricted free agent Trevon Wesco during the 2023 offseason to add depth and a strong blocking ability to the tight end room. Prior to his arrival in Tennessee, Wesco spent the 2022 season with the Chicago Bears. The 6-foot-3-inch, 267-pounder was originally selected by the New York Jets in the fourth round (121st overall) of the 2019 NFL Draft and spent his first three seasons with the club.

#### TITANS TIDBITS:

- Wesco earned a pair of awards as a senior at West Virginia. He was named by the team's coaches as the recipient of the Ed Pastilong Captain's Award, which recognizes two players who excel on the field, in the classroom and as men. He was also selected as the team's Curtis Jones Jr. Achievement Award recipient. The award is presented annually to a student-athlete that performs admirably on the field and in the classroom.
- Wesco will reunite with Titans tight ends coach Tony Dews, who coached at West Virginia for a season while Wesco was a Mountaineer.

#### CAREER TRANSACTIONS:

- The Martinsburgh W.Va., native was selected by the New York Jets in the fourth round (121st overall) of the 2019 NFL Draft.
- Waived by the Jets on Aug. 30, 2022.
- Claimed off waivers by the Chicago Bears on Aug. 31, 2022.
- Signed by the Titans as an unrestricted free agent on March 31, 2023.

#### SEASON RECAPS:

**2022 (14/1 - Chicago):** Played in 14 games with one start at tight end and totaled two receptions for 26 yards. Was inactive for three contests.

- At N.Y. Giants (10/2), made his first and only start of the season and recorded one reception for 23 yards.

**2021 (12/7 - N.Y. Jets):** Appeared in 12 games with seven starts at tight end and collected three receptions for 35 yards. Was inactive for three games. Placed on injured reserve on Dec. 27 and missed the final two contests.

- At Indianapolis (11/4), had his first multi-reception game with two receptions for 16 yards.
- At Miami (11/21), recorded a season-long 19 yard reception.

**2020 (12/4 - N.Y. Jets):** Played in 12 games with four starts and tallied one reception for five yards. Placed on injured reserve on Nov. 9 and missed four contests before being designed to return on Dec. 12.

**2019 (16/1 - N.Y. Jets):** Saw action in all 16 games with one start as a rookie and notched two receptions for 47 yards.

- Against Pittsburgh (12/22), recorded one reception for a career-long 32 yards.

#### COLLEGE:

- Played in 35 games with 10 starts for West Virginia and finished his three-year Mountaineer career with 28 receptions for 373 yards and two touchdowns. Spent his first two years at Lackawanna College in Pennsylvania where he was recognized as a top 50 junior college player before an injury caused him to redshirt his sophomore year.
- As a senior (2018), played in 12 games with 10 starts and recorded 26 receptions for 366 yards with a touchdown. Was named All-Big 12 first team and was the fifth-leading receiver for the season.
- As a junior (2017), played in 13 games as a tight end recording one reception for one yard and caught a two-point conversion against Utah.
- As a redshirt sophomore (2016), appeared in 10 games while adding

depth at tight end and on special teams. Had a six-yard touchdown catch at Iowa State for his first catch and touchdown for the Mountaineers.

- As a sophomore (2015), missed the season at Lackawanna College due to injury and redshirted.
- As a freshman (2014), finished the season with five receptions for 47 yards at Lackawanna College.
- Graduated in 2018 with his bachelor's degree in multidisciplinary studies.

#### PERSONAL:

- Attended Musselman (Inwood, W.Va.) High School and was an all-state football and basketball player.
- Finished his prep career as the Applemen's all-time leading scorer on the basketball court, while also turning in a record-breaking career as a receiver and quarterback.
- Was a three-star recruit according to ESPN, Rivals, 247Sports and PrepStar.
- Son of Christie Linaburg and is one of two children.
- Follow Trevon on Twitter @twesco12 and on Instagram @wesco88
- Born Trevon Wesco on Sept. 12, 1995 in Martinsburg, W.Va.

## TREVON WESCO'S GAME-BY-GAME

2019 New York Jets										2021 New York Jets									
Date	Opp.	W/L	P/S	RECEIVING						Date	Opp.	W/L	P/S	RECEIVING					
				No	Yds	Avg	Lg	TD					No	Yds	Avg	Lg	TD		
Sept 8	Buf	L	p	0	0	0	0	0	Sept 12	@	Car	L	S	0	0	0	0	0	
Sept 16	Cle	L	p	0	0	0	0	0	Sept 19		NE	L	p	0	0	0	0	0	
Sept 22	@	NE	L	p	0	0	0	0	Sept 26	@	Den	L	p	0	0	0	0	0	
Oct 6	@	Phi	L	S	0	0	0	0	Oct 3		Ten	W	S	0	0	0	0	0	
Oct 13		Dal	W	p	0	0	0	0	Oct 10	@	Atl	L	S	0	0	0	0	0	
Oct 21		NE	L	p	0	0	0	0	Oct 24	@	NE	L	S	0	0	0	0	0	
Oct 27	@	Jax	L	p	0	0	0	0	Oct 31		Cin	W	IA						
Nov 3	@	Mia	L	p	0	0	0	0	Nov 4	@	Ind	L	p	2	16	8.0	10	0	
Nov 10		NYG	W	p	1	15	15.0	15	Nov 14		Buf	L	p	0	0	0	0	0	
Nov 17	@	Was	W	p	0	0	0	0	Nov 21		Mia	L	S	0	0	0	0	0	
Nov 24		Oak	W	p	0	0	0	0	Nov 28	@	Hou	W	p	0	0	0	0	0	
Dec 1	@	Cin	L	p	0	0	0	0	Dec 5		Phi	L	IA						
Dec 8		Mia	W	p	0	0	0	0	Dec 12		NO	L	IA						
Dec 12	@	Bal	L	p	0	0	0	0	Dec 19	@	Mia	L	S	1	19	19.0	19	0	
Dec 22		Pit	W	p	1	32	32	32	Dec 26		Jax	W	S	0	0	0	0	0	
Dec 29	@	Buf	W	p	0	0	0	0	Jan 2		TB	L	IR						
Totals		7-9	16/1	2	47	23.5	32	0	Jan 9	@	Buf	L	IR						
									Totals		13-4	12/7	3	35	11.7	19	0		

2020 New York Jets										2022 Chicago Bears									
Date	Opp.	W/L	P/S	RECEIVING						Date	Opp.	W/L	P/S	RECEIVING					
				No	Yds	Avg	Lg	TD					No	Yds	Avg	Lg	TD		
Sept 13	@	Buf	L	p	0	0	0	0	0	Sept 11		SF	W	IA					
Sept 20		SF	L	S	0	0	0	0	0	Sept 18	@	GB	L	p	0	0	0	0	0
Sept 27	@	Ind	L	p	0	0	0	0	0	Sept 25		Hou	W	p	0	0	0	0	0
Oct 1		Den	L	p	0	0	0	0	0	Oct 2	@	NYG	L	S	1	23	23.0	23	0
Oct 11		Ari	L	p	1	5	5.0	5	0	Oct 9	@	Min	L	p	0	0	0	0	0
Oct 18	@	Mia	L	p	0	0	0	0	0	Oct 13		Was	L	p	0	0	0	0	0
Oct 25		Buf	L	p	0	0	0	0	0	Oct 24	@	NE	W	p	0	0	0	0	0
Nov 1	@	KC	L	S	0	0	0	0	0	Oct 30	@	Dal	L	p	0	0	0	0	0
Nov 9		NE	L	IR						Nov 6		Mia	L	p	0	0	0	0	0
Nov 22	@	LAC	L	IR						Nov 13		Det	L	p	0	0	0	0	0
Nov 29		Mia	L	IR						Nov 20	@	Atl	L	p	0	0	0	0	0
Dec 6		LV	L	IR						Nov 27	@	NYJ	L	p	1	3	3.0	3	0
Dec 13	@	Sea	L	S	0	0	0	0	0	Dec 4		GB	L	p	0	0	0	0	0
Dec 20	@	LAR	W	p	0	0	0	0	0	Dec 18		Phi	L	IA					
Dec 27		Cle	W	p	0	0	0	0	0	Dec 24		Buf	L	IA					
Jan 3	@	NE	L	S	0	0	0	0	0	Jan 1	@	Det	L	p	0	0	0	0	0
Totals		2-14	12/4	1	5	5.0	5	0	0	Jan 8		Min	L	p	0	0	0	0	0
										Totals		14-3	14/1	2	26	13.0	23	0	

## TREVON WESCO'S NFL STATISTICS

REGULAR SEASON				RECEIVING						RUSHING					
Year	Team	GP	GS	No	Yds	Avg	Lg	TD	Att	Yds	Avg	Lg	TD		
2019	New York Jets	16	1	2	47	23.5	32	0	1	2	2.0	2	0		
2020	New York Jets	12	4	1	5	5.0	5	0	1	0	0.0	0	0		
2021	New York Jets	12	7	3	35	11.7	19	0	0	0	0.0	0	0		
2022	Chicago	14	1	2	26	13.0	23	0	0	0	0.0	0	0		
<b>NFL Totals</b>		<b>54</b>	<b>13</b>	<b>8</b>	<b>113</b>	<b>14.1</b>	<b>32</b>	<b>0</b>	<b>2</b>	<b>2</b>	<b>1.0</b>	<b>2</b>	<b>0</b>		

### Single-Game Highs

Receptions - 2 at Indianapolis (11/4/21)  
 Receiving Yards - 32 vs. Pittsburgh (12/22/19)  
 Long Reception - 32 vs. Pittsburgh (12/22/19)

### Additional Statistics

Special Teams Tackles - 2 (2019), 3 (2021), 1 (2022)  
 Fumble Recoveries - 1 (2019), 1 (2021)





# 15 NICK WESTBROOK-IKHINE

**WIDE RECEIVER • 6'2" • 211 LBS • COLLEGE: INDIANA**  
**ACQUIRED: FREE AGENT - 2020 • NFL EXPERIENCE (NFL/TITANS): 4/4**  
**HOMETOWN: LAKE MARY, FLA.**  
**GAMES PLAYED/GAMES STARTED: 47/21 (PLAYOFFS: 2/0)**



**PRO:** The Titans signed Nick Westbrook-Ikhine as a rookie free agent following the 2020 NFL Draft. The 6-foot-2-inch, 211-pounder provides versatility to the passing game with his ability to line up in multiple positions, while also contributing on special teams. After a rookie season in which he participated in 14 contests primarily on special teams and as a reserve at wide receiver, he totaled 33 games and 20 starts from 2021 to 2022. During those two seasons, he led the Titans in receiving yards (873) and touchdown catches (seven), and his 63 receptions in that time tied for first place. The Lake Mary, Fla., native appeared in 52 games with 36 starts and totaled 144 receptions for 2,226 yards with 16 touchdowns over four seasons at Indiana.

#### CAREER HIGHLIGHTS:

- In 2022, Westbrook-Ikhine recorded a career-high 13 starts, posting 25 catches for 397 yards and three touchdowns.
- In 2021, he set career marks in receptions (38), receiving yards (476) and touchdowns (four). His receptions, receiving yards and receiving touchdowns ranked second on the team.
- In 2021, Westbrook-Ikhine registered his first career 100-yard receiving game with seven catches for 107 yards against Houston (11/21/21).
- As a rookie in 2020, Westbrook-Ikhine saw action in 14 games with one start and collected three receptions for 33 yards.

#### TITANS TIDBITS:

- As an avid dog lover, Westbrook-Ikhine took care of dogs while in college through the popular app "Rover." Westbrook-Ikhine joined Rover the summer before his senior year at Indiana, and he would set his rate \$10-15 lower than the average price to ensure he was selected as a dog-sitter. Westbrook-Ikhine would bring the dogs everywhere with him, even to Indiana's indoor field, and would let the dogs run around on the turf. He has his own rescue dog now named Winston.
- In 2021, Westbrook-Ikhine was named the team's Ed Block Courage Award recipient.

#### CAREER TRANSACTIONS:

- The Lake Mary, Fla., native was signed by the Titans as a rookie free agent on May 7, 2020.
- Waived by the Titans on Sept. 5, 2020 and signed to the practice squad a day later.
- Activated from the practice squad to the active roster standard elevation on Sept. 14, 2020.
- Signed by the Titans from the practice squad to the active roster on Sept. 16, 2020.

#### SEASON RECAPS:

**2022 (17/13):** Played in all 17 games with 13 starts at wide receiver and registered 25 receptions for 397 yards with three touchdowns. Led the team in receiving yards twice in 2022 (at WAS, vs. DEN). Tied for the team lead in receptions twice in 2022 (vs. DEN, vs. CIN). Has two career 100-yard receiving performances, including one in 2022 (vs. DEN). Registered a career-high two receiving touchdowns against Denver (11/13/22).

- At Buffalo (9/19), started at wide receiver and helped set up the Titans' touchdown with a 13-yard, toe-drag grab down to the Bills' two-yard line during the opening drive.
- Against Las Vegas (9/25), started at wide receiver and hauled in three passes for 40 yards. Kept the Titans' third touchdown drive alive with a 10-yard catch on third-and-three in the second quarter.
- At Washington (10/9), started at wide receiver and snared two receptions for a team-best 72 receiving yards. Set up the Titans' game-winning

touchdown with a career-long 61-yard grab to the Washington 12-yard line in the third quarter.

- Against Denver (11/13), started at wide receiver and set career-highs with 119 receiving yards and two receiving touchdowns on five total catches. Cut the Broncos' lead to 10-7 with a nine-yard, toe-drag touchdown grab in the corner of the end zone on third-and-goal with 12 seconds remaining in the first half. Gave the Titans a 14-10 advantage with a 63-yard touchdown catch on a flea flicker in the third quarter.
- Against Cincinnati (11/27), started at wide receiver and tied for the team lead with four catches for 58 yards. Extended the Titans' initial scoring drive with a 25-yard grab on third-and-10 late in the first quarter.
- Against Jacksonville (12/11), started at wide receiver and caught three passes for 23 yards with a touchdown. Extended the Titans' opening touchdown drive with a 13-yard grab on third-and-five in the opening quarter. Snared a two-yard touchdown pass in the corner of the end zone in the fourth quarter.

**2021 (16/7, 1/0):** Saw action in 16 games with seven starts at wide receiver and ranked second on the team with 38 receptions, 476 receiving yards and four receiving touchdowns, establishing career highs in each category. Collected three special teams tackles on coverage units. Was inactive for one game. Played as a reserve in the postseason contest. Led or tied for the team lead in receptions three times in 2021 (vs. IND, at NE, at PIT). Led the team in receiving yards five times in 2021 (vs. IND, vs. HOU, at NE, at PIT, at HOU). Tied for the team lead in special teams tackles once in 2021 (vs. BUF). Named the team's Ed Block Courage Award recipient.

- Against Arizona (9/12), played as a reserve at wide receiver and on special teams. Set up the Titans' first touchdown with a 10-yard catch down to the Cardinals' one-yard line on third-and-10 in the second quarter.
- Against Indianapolis (9/26), started at wide receiver and led the team with a then-career-high four catches and a then-career-best 53 receiving yards with his first career touchdown. Corralled his first career touchdown reception on an 18-yard slant to give the Titans a 14-7 lead in the second quarter. Drew a 30-yard pass interference penalty during the Titans' third touchdown drive early in the fourth quarter.
- Against Buffalo (10/18), saw action as a reserve at wide receiver and caught three passes for 27 yards. Registered a special teams stop on coverage units. Hauled in all three receptions for 27 yards, including an eight-yard grab on third-and-six during the Titans' game-winning touchdown drive in the fourth quarter.
- At Indianapolis (10/31), played as a reserve at wide receiver and caught two passes for 16 yards with a touchdown. Posted a special teams tackle on coverage units. Gave the Titans a 21-17 lead with a five-yard touchdown catch on third-and-four in the third stanza.
- At L.A. Rams (11/7), saw action as a reserve at wide receiver and caught one pass for 14 yards. Extended the Titans' second touchdown drive with a 14-yard grab on third-and-four in the second quarter.
- Against New Orleans (11/14), started at wide receiver and hauled in one reception for 10 yards. Recovered the Saints' onside kick late in the fourth quarter which sealed the victory.
- Against Houston (11/21), led the team with a career-high 107 receiving yards on a career-best seven receptions. Kept the Titans' touchdown drive alive in the third quarter with an 16-yard reception on third-and-nine.
- At New England (11/28), started at wide receiver and tied for the team lead with two receptions for a team-high 25 yards with a touchdown. Cut the Patriots lead to 7-6 with a one-yard touchdown catch from Ryan Tannehill on third-and-one early in the second quarter.
- At Pittsburgh (12/19), started at wide receiver and tied for the team lead with four catches for a team-best 32 receiving yards.

- Against San Francisco (12/23), played as a reserve at wide receiver and snared two receptions for 38 yards. Extended the Titans' first scoring drive with a 24-yard reception on third-and-15 in the third quarter.
- At Houston (1/9), played as a reserve at wide receiver and led the team with 78 receiving yards on four catches with a touchdown. Hauled in a 29-yard reception over the middle and between two defenders in the opening quarter. Snared a four-yard touchdown pass with 11 seconds remaining in the first half. Got open after Tannehill somehow eluded a sack and snagged a 36-yard completion on third-and-five in the fourth quarter.
- Against Cincinnati (1/22), saw action as a reserve at wide receiver in the divisional playoff match.

**2020 (14/1, 1/0):** Appeared in 14 games with one start at wide receiver as a rookie and caught three passes for 33 yards. Collected two special teams tackles on coverage units. Was inactive for two games. Saw action as a reserve in the postseason contest and caught two passes for 17 yards and led the team with a special teams tackle. Led or tied for the team lead in special teams tackles twice in 2020 (at HOU, vs. BAL). Made his NFL debut against Jacksonville (9/20/20). Made his first career start against Houston (10/18/20).

- Against Jacksonville (9/20), played as a reserve on special teams and at wide receiver in his first NFL contest.
- Against Buffalo (10/13), played significant snaps as a reserve at wide receiver and notched his first career NFL reception for seven yards.
- Against Houston (10/18), made his first career start at wide receiver and hauled in a two-point conversion in the fourth quarter. Increased the Titans' lead to 29-23 with a two-point conversion grab in the back of the endzone in the fourth quarter.
- At Baltimore (11/22), played as a reserve on special teams and caught one pass from Logan Woodside for seven yards on a fake punt in the second quarter.
- Against Detroit (12/20), played as a reserve on special teams. Notched a tackle on defense and a special teams stop on coverage units. Raced down the field as a gunner and stonewalled Jamal Agnew for a one-yard loss on a punt return in the third quarter. Sniffed out a fake punt and stuffed C.J. Moore one yard short of the first down in the fourth quarter.
- At Green Bay (12/27), saw action as a reserve at wide receiver and on special teams. Hauled in one pass for 19 yards.
- At Houston (1/3), played as a reserve at wide receiver and on special teams in the Titans' division-clinching victory. Notched a special teams tackle on coverage units.
- Against Baltimore (1/10), saw action as a reserve at wide receiver and caught two passes for 17 yards in his postseason debut. Registered a special teams tackle on coverage units.

#### COLLEGE:

- Appeared in 52 games with 36 starts and totaled 144 receptions for 2,226 yards with 16 touchdowns over four seasons at Indiana. Ranked sixth in school history in catches, seventh in yardage and touchdowns, and tied for seventh in 100-yard receiving games (six). Became the seventh Hoosier to reach 125 receptions and 2,000 yards.
- As a senior (2019), appeared in all 13 games and made 12 starts. Caught 42 passes for 572 yards and a team-high five touchdowns. Named as a William V. Campbell Trophy semifinalist.
- As a redshirt junior (2018), started all 12 games and made 42 catches for a team-leading 590 yards and four touchdowns. Named to the Biletnikoff Award Watch List.
- As a junior (2017), received a medical redshirt after suffering a season-ending injury in the season opener.
- As a sophomore (2016), saw action in all 13 games and made 12 starts. Made 54 receptions for 995 yards and six touchdowns, all of which were career-high marks. His 995 yards led the team and ranked seventh on Indiana's single-season list.
- As a freshman (2015), appeared in all 13 games and made six receptions for 69 yards and one touchdown.
- Graduated in December 2019 with a business marketing degree from Indiana.

#### PERSONAL:

- Attended Lake Mary (Fla.) High School where he was named first team all-state, all-district and All-Central Florida as a senior after he recorded 84 receptions for 1,853 yards and 21 touchdowns.
- Caught 52 passes for 826 yards and 13 scores as a junior.
- Also lettered in track and field and lacrosse.
- Son of Amy and Jeff Nickel.
- Follow Westbrook-Ikhine on Twitter at @nick\_west15 and on Instagram at @nickwestbrook15.
- Born Nicholas Westbrook-Ikhine on March 21, 1997 in Lake Mary, Fla.

## NICK WESTBROOK-IKHINE'S GAME-BY-GAME

### 2020 Tennessee Titans

Date	Opp.	W/L	P/S	RECEIVING					TD
				No	Yds	Avg	Lg	TD	
Sept 14	@ Den	W	IA						
Sept 20	Jax	W	p	0	0	-	0	0	
Sept 27	@ Min	W	p	0	0	-	0	0	
Oct 13	Buf	W	p	1	7	7.0	7	0	
Oct 18	Hou	W	S	0	0	-	0	0	
Oct 25	Pit	L	p	0	0	-	0	0	
Nov 1	@ Cin	L	p	0	0	-	0	0	
Nov 8	Chi	W	p	0	0	-	0	0	
Nov 12	Ind	L	p	0	0	-	0	0	
Nov 22	@ Bal	W	p	1	7	7.0	7	0	
Nov 29	@ Ind	W	p	0	0	-	0	0	
Dec 6	Cle	L	IA						
Dec 13	@ Jax	W	p	0	0	-	0	0	
Dec 20	Det	W	p	0	0	-	0	0	
Dec 27	@ GB	L	p	1	19	19.0	19	0	
Jan 3	@ Hou	W	p	0	0	-	0	0	
<b>Totals</b>		<b>11-5</b>	<b>14/1</b>	<b>3</b>	<b>33</b>	<b>11.0</b>	<b>19</b>	<b>0</b>	
<b>Playoffs</b>									
Jan 10	Bal	L	p	2	17	8.5	12	0	
<b>Totals</b>		<b>0-1</b>	<b>1/0</b>	<b>2</b>	<b>17</b>	<b>8.5</b>	<b>12</b>	<b>0</b>	

### 2021 Tennessee Titans

Date	Opp.	W/L	P/S	RECEIVING					TD
				No	Yds	Avg	Lg	TD	
Sept 12	Ari	L	p	1	10	10.0	10	0	
Sept 19	@ Sea	W	p	1	6	6.0	6	0	
Sept 26	Ind	W	S	4	53	13.3	18t	1	
Oct 3	@ NYJ	L	S	3	29	9.7	18	0	
Oct 10	@ Jax	W	IA						
Oct 18	Buf	W	p	3	27	9.0	14	0	
Oct 24	KC	W	p	0	0	-	0	0	
Oct 31	@ Ind	W	p	2	16	8.0	11	1	
Nov 7	@ LAR	W	p	1	14	14.0	14	0	

Nov 14	NO	W	S	1	10	10.0	10	0	
Nov 21	Hou	L	p	7	107	15.3	46	0	
Nov 28	@ NE	L	S	2	25	12.5	24	1	
Dec 12	Jax	W	S	3	31	10.3	15	0	
Dec 19	@ Pit	L	S	4	32	8.0	12	0	
Dec 23	SF	W	p	2	38	19.0	24	0	
Jan 2	Mia	W	S	0	0	-	0	0	
Jan 9	@ Hou	W	p	4	78	19.5	36	1	
<b>Totals</b>		<b>12-5</b>	<b>16/7</b>	<b>38</b>	<b>476</b>	<b>12.5</b>	<b>46</b>	<b>4</b>	
<b>Playoffs</b>									
Jan 22	Cin	L	p	0	0	-	0	0	
<b>Totals</b>		<b>0-1</b>	<b>1/0</b>	<b>0</b>	<b>0</b>	<b>-</b>	<b>0</b>	<b>0</b>	

### 2022 Tennessee Titans

Date	Opp.	W/L	P/S	RECEIVING					TD
				No	Yds	Avg	Lg	TD	
Sept 11	NYG	L	S	1	13	13.0	13	0	
Sept 19	@ Buf	L	S	1	13	13.0	13	0	
Sept 25	LV	W	S	3	40	13.3	15	0	
Oct 2	@ Ind	W	p	0	0	-	0	0	
Oct 9	@ Was	W	S	2	72	36.0	61	0	
Oct 23	Ind	W	S	0	0	-	0	0	
Oct 30	@ Hou	W	S	0	0	-	0	0	
Nov 6	@ KC	L	p	0	0	-	0	0	
Nov 13	Den	W	S	5	119	23.8	63t	2	
Nov 17	@ GB	W	S	2	28	14.0	19	0	
Nov 27	Cin	L	S	4	58	14.5	25	0	
Dec 4	@ Phi	L	p	1	4	4.0	4	0	
Dec 11	Jax	L	S	3	23	7.7	13	1	
Dec 18	@ LAC	L	S	0	0	-	0	0	
Dec 24	Hou	L	S	2	23	11.5	14	0	
Dec 29	Dal	L	S	1	4	4.0	4	0	
Jan 7	@ Jax	L	p	0	0	-	0	0	
<b>Totals</b>		<b>7-10</b>	<b>17/13</b>	<b>25</b>	<b>397</b>	<b>15.9</b>	<b>63t</b>	<b>3</b>	

## NICK WESTBROOK-IKHINE'S NFL STATISTICS

### REGULAR SEASON

Year	Team	GP	GS	RECEIVING					RUSHING				
				No	Yds	Avg	Lg	TD	Att	Yds	Avg	Lg	TD
2020	Tennessee	14	1	3	33	11.0	19	0	0	0	-	0	0
2021	Tennessee	16	7	38	476	12.5	46	4	0	0	-	0	0
2022	Tennessee	17	13	25	397	15.9	63t	3	0	0	-	0	0
<b>NFL Totals</b>		<b>47</b>	<b>21</b>	<b>66</b>	<b>906</b>	<b>13.7</b>	<b>63t</b>	<b>7</b>	<b>0</b>	<b>0</b>	<b>-</b>	<b>0</b>	<b>0</b>

### PLAYOFFS

Year	Team	GP	GS	RECEIVING					RUSHING				
				No	Yds	Avg	Lg	TD	Att	Yds	Avg	Lg	TD
2020	Tennessee	1	0	2	17	8.5	12	0	0	0	-	0	0
2021	Tennessee	1	0	0	0	-	0	0	0	0	-	0	0
<b>NFL Totals</b>		<b>2</b>	<b>0</b>	<b>2</b>	<b>17</b>	<b>8.5</b>	<b>12</b>	<b>0</b>	<b>0</b>	<b>0</b>	<b>-</b>	<b>0</b>	<b>0</b>

### Single-Game Highs

Receptions - 7 vs. Houston (11/21/21)  
 Receiving Yards - 119 vs. Denver (11/13/22)  
 Long Reception - 63t vs. Denver (11/13/22)  
 Receiving Touchdowns - 2 vs. Denver (11/13/22)

### Additional Career Statistics

Tackles - 1 (2020)  
 Special Teams Tackles - 2 (2020), 3 (2021)  
 Misc. Tackles - 1 (2020), 1 (2022)  
 Two-Point Conversions - 1 reception (2020)  
 Fumble Recoveries - 1 (2022)

### Playoff Single-Game Highs

Receptions - 2 vs. Baltimore (1/10/21)  
 Receiving Yards - 17 vs. Baltimore (1/10/21)  
 Long Reception - 12 vs. Baltimore (1/10/21)

### Additional Career Playoff Statistics

Special Teams Tackles - 1 (2020)



# 81 JOSH WHYLE

**TIGHT END • 6'7" • 248 LBS • COLLEGE: CINCINNATI**  
**ACQUIRED: 5TH ROUND - 2023 • NFL EXPERIENCE (NFL/TITANS): ROOKIE**  
**HOMETOWN: CINCINNATI, OHIO**  
**GAMES PLAYED/GAMES STARTED: 0/0 (PLAYOFFS: 0/0)**



**PRO:** The Titans selected Josh Whyle in the fifth round (147th overall) of the 2023 NFL Draft to bring youth and receiving ability to the tight end corps. The 6-foot-7-inch, 248-pounder appeared in 52 games with 20 starts over five seasons (2018-22) at Cincinnati and caught 88 passes for 1,062 yards with 15 touchdowns. In his final campaign with the Bearcats, Whyle earned first-team All-ACC honors after registering 32 receptions for 326 yards and three touchdowns.

#### CAREER HIGHLIGHTS:

- Whyle was a three-time All-AAC selection who set the Bearcats' school record for most career receiving touchdowns by a tight end with 15 scoring grabs.

#### TITANS TIDBITS:

- Whyle had the chance to meet Titans great Delanie Walker at the 2023 NFL Combine and the two tight ends enjoyed dinner together one evening.
- Whyle loves country music and his all-time favorite artists are Johnny Cash, Luke Combs and Kenny Chesney.
- In his free time, Whyle enjoys being outdoors and likes to golf and fish.
- Whyle is a cat lover and has two named Boots and Georgie.

#### CAREER TRANSACTIONS:

- The Cincinnati, Ohio, native was selected by the Titans in the fifth round (147th overall) of the 2023 NFL Draft.

#### COLLEGE:

- In five seasons at Cincinnati (2018-22), Whyle appeared in 52 games with 20 starts and tallied 88 receptions for 1,062 yards with 15 touchdowns with all but two catches coming in his final three seasons. Collected All-AAC first-team accolades as a senior in 2022, solidifying himself as one of the nation's top all-around tight ends. Set the Cincinnati school record for career touchdown receptions by a tight end (15), breaking Brent Celek's mark.

**AS A SENIOR (2022),** Appeared in 12 games with 10 starts and collected All-AAC first-team honors. Selected as a team captain and hauled in 32 receptions for 326 yards with three touchdowns.

- At Arkansas (9/3), caught five passes for 38 yards.
- At Southern Methodist (10/22), brought in four receptions for 53 yards in a 29-27 victory.
- At Temple (11/19), tallied a career-high seven receptions for 70 in a 23-3 victory.

**AS A JUNIOR (2021),** played in 14 games with eight starts and earned All-AAC honorable mention accolades. Ranked second on the squad with six touchdowns to go along with his 332 receiving yards on 26 catches. Scored five touchdowns in four weeks from Oct. 23 to Nov. 12.

- Against Miami (Ohio) (9/4), opened the season with two catches for 32 yards with a touchdown in the win.
- Against Central Florida (10/16), named the Bearcats' Special Teams Player of the Week after blocking his first career punt.
- At Navy (10/23), notched four catches for 60 yards and two touchdowns.
- At Tulane (10/30), named Cincinnati's Offensive Player of the Week after registering four catches for 79 yards and another two touchdowns.
- At South Florida (11/12), tied his then career-high with five catches for 61 yards in the win.

**AS A SOPHOMORE (2020),** played in 10 games with two starts at tight end and led the team with 353 receiving yards on 28 catches with six

touchdowns. Earned third-team All-America honors from Pro Football Focus and second-team All-AAC accolades. According to Pro Football Focus, he generated a 92.9 receiving grade and 2.94 yards per route run avg., both of which trailed only Kyle Pitts for the best among NCAA FBS tight ends.

- Against Austin Peay (9/19), posted three receptions for 61 yards and his first career touchdown in the season opener.
- Against Houston (11/7), snared a season-high five catches for 38 yards with a four-yard touchdown grab.
- At Central Florida (10/29), posted a career-high 81 yards and a 29-yard receiving score in a win.

**AS A REDSHIRT FRESHMAN (2019),** appeared in all 12 games as a reserve and made a pair of catches for 51 yards. Named to the 2019 AAC All-Academic Team.

- Against UCLA (8/29), notched his first career reception, hauling in a 19-yard pass.
- Against Connecticut (11/9), set a then career-best with a 32-yard catch.

**AS A FRESHMAN (2018),** redshirted after suffering a preseason injury in training camp which limited his availability early in the season. Utilized a new NCAA rule which allowed him to play in four games as a true freshman.

- Graduated from Cincinnati in the Fall of 2021 with a degree in criminal justice.

#### PERSONAL:

- Attended La Salle (Cincinnati, Ohio) High School and helped lead the program to a 50-8 record with three Ohio High School Athletic Association Division II titles.
- As a senior (2017), led the Lancers and ranked fourth in the GCL South with 37 receptions for 442 yards and three touchdowns. Received first-team Division II All-Ohio and first-team All-Southwest District Division II honors by the Ohio Prep Sportswriters Association. Also earned first-team All-GCL South honors.
- As a junior (2016), caught 40 passes for 546 yards and six touchdowns as he helped the Lancers capture their third-consecutive state title. Earned first-team All-GCL South honors.
- Also competed in basketball.
- Son of Tim and Christine Whyle and has an older brother, Jacob.
- Follow Whyle on Instagram at @joshwhyte.
- Follow Whyle on Twitter at @JoshWhyle81.
- Born Joshua James Whyle on Sept. 8, 1999 in Cincinnati, Ohio.

## JOSH WHYLE'S COLLEGE STATISTICS

REGULAR SEASON				RECEIVING					RUSHING				
Year	Team	GP	GS	No	Yds	Avg	Lg	TD	Att	Yds	Avg	Lg	TD
2018	Cincinnati	4	0	0	0	-	0	0	0	0	-	0	0
2019	Cincinnati	12	0	2	51	25.5	32	0	0	0	-	0	0
2020	Cincinnati	10	2	28	353	12.6	30	6	0	0	-	0	0
2021	Cincinnati	14	8	26	332	12.8	31t	6	0	0	-	0	0
2022	Cincinnati	12	10	32	326	10.2	35	3	0	0	-	0	0
<b>NFL Totals</b>		<b>52</b>	<b>20</b>	<b>88</b>	<b>1,062</b>	<b>12.1</b>	<b>35</b>	<b>15</b>	<b>0</b>	<b>0</b>	<b>-</b>	<b>0</b>	<b>0</b>

### Single-Game Highs

Receptions - 7 at Temple (11/19/22)

Receiving Yards - 81 at Central Florida (11/21/20)

Long Reception - 35 at Southern Methodist (10/22/22)

Touchdowns - 2 (Twice, last at Tulane 10/30/21)



# 7 MALIK WILLIS

**QUARTERBACK • 6'1" • 219 LBS • COLLEGE: LIBERTY**  
**ACQUIRED: 3RD ROUND - 2022**  
**NFL EXPERIENCE (NFL/TITANS): 2/2 • HOMETOWN: ATLANTA, GA.**  
**GAMES PLAYED/GAMES STARTED: 8/3 (PLAYOFFS: 0/0)**



**PRO:** The Titans selected Malik Willis in the third round (86th overall) of the 2022 NFL Draft. During his first NFL season, he appeared in eight games with three starts at quarterback, totaling 276 passing yards, 123 rushing yards and one rushing score. The 6-foot-1-inch, 219-pound signal caller possesses a dynamic skill set that includes a strong, accurate arm and elusiveness as a runner. A native of Atlanta, Ga., he spent three total years at Liberty, including a 2019 redshirt campaign, after transferring from Auburn. During his two seasons as Liberty's starting signal caller, he directed the Flames to two bowl victories and led the FBS with 74 total passing (47) and rushing (27) touchdowns. He was the third quarterback drafted in 2022 after the Titans traded up four spots in the third round to select him.

#### CAREER HIGHLIGHTS:

- As a rookie in 2022, Willis saw action in eight games and recorded three starts. He won his first NFL start on Oct. 30, 2022 at Houston.
- In his final season at Liberty in 2021, Willis led the Flames to an 8-5 record and a bowl win. He completed 207 of 339 passes for 2,857 yards and 27 touchdowns to go along with 197 rushing attempts for 878 yards and 13 touchdowns.

#### TITANS TIDBITS:

- In recognition of his stellar play on the field and outstanding character off the gridiron, Willis was named the 2021 Bobby Bowden Trophy winner. The award is presented annually to "a college football player who epitomizes a student-athlete of faith and conducts himself as an exemplary model in the classroom, on the field, on the campus and in the community." The other two finalists for the 2021 award were Georgia kicker/punter Jake Camarda and Michigan defensive end Aidan Hutchinson.
- Willis' uncle James Anderson was a linebacker who played 10 seasons in the NFL, including time in 2014 with the Titans. Anderson also played with the Panthers (2006-12), Bears (2013) and Saints (2015). Willis' cousin Nigel Warrior was a defensive back at the University of Tennessee (2016-19) before playing in the NFL for the Ravens (2020) and Seahawks (2021).
- Willis says that one of his bucket list goals is to one day win the Walter Payton NFL Man of the Year Award.
- Off the field, Willis enjoys playing video games and lists Call of Duty, Madden NFL, NBA2K and FIFA as his favorites.

#### CAREER TRANSACTIONS:

- The Atlanta, Ga., native was selected by the Titans in the third round (86th overall) of the 2022 NFL Draft.

#### SEASON RECAPS:

**2022 (8/3):** Saw action in eight games with three starts at quarterback during his rookie campaign. Completed 31 of 61 passes for 276 yards with three interceptions. Carried the ball 27 times for 123 yards with a rushing score. Did not play as the backup quarterback in nine contests.

- At Buffalo (9/19), entered the game at quarterback late in the third quarter and completed one of four passes for six yards. Rushed four times for 16 yards.
- Against Indianapolis (10/23), saw limited action as a reserve at quarterback.
- At Houston (10/30), made his first career start and earned his first career victory. Completed six of 10 passes for 55 yards with an interception. Rushed five times for 12 yards. Became the sixth rookie quarterback in franchise history and the first since Marcus Mariota in 2015 to win his first

NFL start.

- At Kansas City (11/6), started at quarterback and completed five of 16 passes for 80 yards. Rushed eight times for 40 yards. Kickstarted the Titans' first touchdown drive with a 16-yard pass to Austin Hooper along the sideline in the second quarter. Set up the Titans' second touchdown with an 18-yard, back-shoulder throw to Hooper to the Chiefs' two-yard line in the second stanza.
- At Philadelphia (12/4), played as a reserve late in the fourth quarter and completed two of four passes for 16 yards. Rushed once for eight yards.
- At L.A. Chargers (12/18), played a series as a reserve in the second quarter after Ryan Tannehill left the game with an injury. Completed three of four passes for 20 yards. Rushed once for eight yards.
- Against Houston (12/24), started at quarterback and completed 14 of 23 passes for 99 yards with two interceptions. Rushed seven times for 43 yards with his first career rushing touchdown. Extended the Titans' first touchdown drive with a three-yard sneak on fourth-and-one in the first quarter. Gave the Titans a 14-10 lead with a 14-yard touchdown run off left tackle in the third quarter.

#### COLLEGE:

- Played two seasons at Liberty after spending his first two collegiate seasons at Auburn. In four total seasons, he appeared in 38 games with 23 starts, completing 388 of 618 passes for 5,186 yards and 48 touchdowns with 18 interceptions. He also rushed for 2,131 yards and 29 touchdowns on 366 career rushing attempts. His 74 total passing and rushing touchdowns from 2020 to 2021 ranked first among all FBS players. His record in 23 career starts was 17-6, all with Liberty, including two bowl victories.
- As a senior at Liberty in 2021, started all 13 games at quarterback. Completed 207 of 339 passing attempts for 2,857 yards and 27 touchdowns, and he also led Liberty in rushing with 878 yards and 13 touchdowns on 197 carries. Honors included Bobby Bowden Trophy, Davey O'Brien National Quarterback Award semifinalist, Maxwell Award semifinalist, Phil Steele Postseason All-Independent first team and 2022 Reese's Senior Bowl invitation. His 3,736 total offensive yards ranked second in program history for a single season. Broke his own single-season school record with 40 total touchdowns. Ranked eighth in the country in points responsible for (242/18.6 per game), 18th in passing touchdowns, 20th in total offense (287.7 yards per game) and 20th in passing yards per completion (13.83).
- As a junior at Liberty in 2020, started all 10 games in which he played in his first season as Liberty's quarterback after sitting out 2019 due to transfer rules. Won each of his first seven career starts. Completed 170 of 265 passes for 2,260 yards, 20 touchdowns and six interceptions. Added 141 rushing attempts for 944 yards and 14 touchdowns. Had at least one rushing touchdown in eight of his 10 games. Led all FBS quarterbacks in rushing yards and touchdowns. Other national rankings included eighth in points responsible for (204) and points responsible for per game (20.4); ninth in total offense (320.4 yards per game); 11th in total touchdowns (14); 17th in passing efficiency (156.2); and 16th in passing touchdowns.
- Redshirted under transfer rules during his first year at Liberty in 2019.
- As a sophomore in 2018, appeared in eight games at Auburn, completing five of his seven pass attempts for 24 yards. Added 12 rushing attempts for 88 yards and one touchdown.
- As a freshman in 2017, saw action in seven games at Auburn, completing six of his seven pass attempts for 45 yards and one touchdown. Added 16 rushing attempts for 221 yards and a score.
- Graduated from Liberty in December 2020 with a degree in interdisciplinary studies with a focus in business and sports management. He entered the NFL in 2022 three classes from receiving an MBA.

**PERSONAL:**

- Attended Roswell (Atlanta, Ga.) High School as a senior after transferring from Westlake (Atlanta, Ga.) High School.
- Led the Roswell Hornets to the Class 7A state title game as a senior. Passed for 2,562 yards, rushed for 1,033 yards, and accounted for 37 total touchdowns. Named Class 7A AJC offensive player of the year and first-team All-State.
- Also played high school baseball as a shortstop, third baseman, catcher and pitcher.
- Son of Shastca Grier and Harold Willis with one brother and one sister.
- Follow Willis on Twitter and Instagram at @malikwillis.
- Follow Willis on Tiktok at @malikwillisQB.
- Born Malik Antonio Willis on May 25, 1999 in College Park, Ga.

**MALIK WILLIS' GAME-BY-GAME**

2022 Tennessee Titans				PASSING											RUSHING					COMBINED	RUSH + PASS	
Date	Opp	W/L	P/S	Att	Cmp	Pct	Yds	Yds/Att	TD	Int	Lg	Sk	Lst	Rating	Att	Yds	Avg	Lg	TD	Yards	Touchdowns	
Sept 11	NYG	L	DNP																			
Sept 19	@ Buf	L	p	4	1	25.0	6	1.5	0	0	6	0	0	39.6	4	16	4.0	8	0	22		
Sept 25	LV	W	DNP																			
Oct 2	@ Ind	W	DNP																			
Oct 9	@ Was	W	DNP																			
Oct 23	Ind	W	p	0	0	-	0	-	0	0	0	0	0	-	0	0	-	0	0	0	0	
Oct 30	@ Hou	W	S	10	6	60.0	55	5.5	0	1	16	3	15	35.4	5	12	2.4	6	0	67		
Nov 6	@ KC	L	S	16	5	31.3	80	5.0	0	0	48	3	23	49.0	8	40	5.0	17	0	120		
Nov 13	Den	W	p	0	0	-	0	-	0	0	0	0	0	-	1	-4	-4.0	-4	0	-4		
Nov 17	@ GB	W	DNP																			
Nov 27	Cin	L	DNP																			
Dec 4	@ Phi	L	p	4	2	50.0	16	4.0	0	0	10	0	0	60.4	1	8	8.0	8	0	24		
Dec 11	Jax	L	DNP																			
Dec 18	@ LAC	L	p	4	3	75.0	20	5.0	0	0	7	0	0	85.4	1	8	8.0	8	0	28		
Dec 24	Hou	L	S	23	14	60.9	99	4.3	0	2	15	4	11	34.5	7	43	6.1	14t	1	142	14r	
Dec 29	Dal	L	DNP																			
Jan 7	@ Jax	L	DNP																			
<b>Totals</b>		<b>7-10</b>	<b>8/3</b>	<b>61</b>	<b>31</b>	<b>50.8</b>	<b>276</b>	<b>4.5</b>	<b>0</b>	<b>3</b>	<b>48</b>	<b>10</b>	<b>49</b>	<b>42.8</b>	<b>27</b>	<b>123</b>	<b>4.6</b>	<b>17</b>	<b>1</b>	<b>399</b>		

**MALIK WILLIS' NFL STATISTICS**

REGULAR SEASON			PASSING											RUSHING				
Year	Team	GP/GS	Att	Cmp	Pct	Yds	Yd/Att	TD	INT	Lg	Sk	Yds	Rat	Att	Yds	Avg	Lg	TD
2022	TEN	8/3	61	31	50.8	276	4.5	0	3	48	10	49	42.8	27	123	4.6	17	1
<b>NFL Totals</b>		<b>8/3</b>	<b>61</b>	<b>31</b>	<b>50.8</b>	<b>276</b>	<b>4.5</b>	<b>0</b>	<b>3</b>	<b>48</b>	<b>10</b>	<b>49</b>	<b>42.8</b>	<b>27</b>	<b>123</b>	<b>4.6</b>	<b>17</b>	<b>1</b>

Regular Season Career record as starter: 1-2 (.333)

**Single-Game Highs**

Attempts - 23 vs. Houston (12/24/22)

Completions - 14 vs. Houston (12/24/22)

Passing Yards - 99 vs. Houston (12/24/22)

Touchdown Passes -

Long Completion - 48 at Kansas City (11/6/22)

Completion Percentage - 60.9 vs. Houston (12/24/22)

Rushes - 8 at Kansas City (11/6/22)

Rushing Yards - 43 vs. Houston (12/24/22)

Long Rush - 17 at Kansas City (11/6/22)

Rushing Touchdowns - 1 vs. Houston (12/24/22)

**Additional Statistics**

Misc. Tackles - 1 (2022)

Fumble Recoveries - 1 (2022)




TENNESSEE TITANS

**ROOKIE  
FREE AGENTS**



# 91 SHAKEL BROWN

DEFENSIVE TACKLE • 6'3" • 295 LBS • COLLEGE: TROY



Signed by the Titans as an undrafted free agent on May 12, 2023... appeared in 29 games with five starts over three seasons at Troy (2020-22)...tallied 58 career tackles, eight tackles for loss, 4.5 sacks, one pass defended, one forced fumble and two fumble recoveries...attended Itawamba Community College prior to Troy and Highlands Community College as a freshman.

**As a graduate (2022)**, played in 13 games as key backup...recorded 32 tackles, six tackles for loss and four sacks...added a pass break up, three quarterback hurries, a fumble recovery and a forced fumble...helped lend Troy to a FBS program record 12 wins, Sun Belt and Cure Bowl title and No. 19 ranking in the final AP Top 25 Poll...**as a senior (2021)**, appeared in seven games...finished with 14 tackles, two tackles for loss and a half sack...had multiple tackles in five of seven games played...credited with six total pressures...**as a junior (2020)**, played in nine games with four starts... returned a fumble 21 yards for a touchdown against Georgia State...

finished the season with 12 tackles – seven solo...recorded multiple tackles in four different games...credited with seven total pressures, two hits and five hurries on the year...**as a sophomore (2019)**, appeared in eight games at Itawamba Community College...recorded 11 tackles and 2.5 tackles for loss...**as a freshman (2018)**, attended Highlands Community College...graduated with a degree in psychology from Troy in December of 2021.

**High school/Personal:** played football and basketball at Lincoln (Fla.) High School...son of Melody Brown and Joseph Mosley...has one brother, Jamal, and two sisters, Sa'de and Latevia...@shakelbrown on Twitter and @gswervo.21 on Instagram...born Shakel Malik Brown on Dec. 4, 1998 in Miami, Fla.

# 19 JACOB COPELAND

WIDE RECEIVER • 5'11" • 201 LBS • COLLEGE: MARYLAND



Signed by the Titans as an undrafted free agent on May 12, 2023... appeared in 12 games at Maryland (2022) ...tallied 26 receptions for 376 yards and two touchdowns...transferred to Maryland after playing four seasons at Florida (2018-21) where he saw action in 40 games with 23 starts...recorded 86 receptions for 1,366 yards and nine touchdowns at Florida.


**As a senior (2022)**, appeared in 12 games...led the Terrapins by averaging 14.5 yards per reception...caught 26 passes for 376 yards, and hauled in a pair of touchdowns...transferred to Maryland from Florida after the 2021 season...**as a junior (2021)**, played in all 12 games with 11 starts at Florida...tallied 41 receptions for 642 yards including a long reception of 75 yards and four touchdowns...**as a sophomore (2020)**, started at wide receiver in 11 games...recorded 23 receptions for 435 yards and three touchdowns for the Gators...**as a redshirt freshman (2019)**, appeared in all 13 games at wide receiver and on special teams...finished with 21 catches for 273 yards and two touchdowns...added four rushes for 28 yards with a long of 15 yards...finished ninth on the team with 301 all-purpose yards...**as a freshman (2018)**, earned a redshirt as he appeared

in just three games as a reserve wide receiver and special teams contributor... had one catch for 16 yards and one kick return for 26 yards...is currently finishing his sociology degree from the University of Maryland.

**High school/Personal:** attended Escambia (Fla.) High School and recorded 2,261 receiving yards and 19 touchdowns on 104 receptions over the course of his career...also recorded 685 rushing yards and 10 touchdowns on 99 attempts...finished his career with 3,245 all-purpose yards, including 196 kickoff return yards...played for Coach Mike Bennett... competed at the 2018 Under Armour All-America Game for Team Highlight ...chose Florida over Alabama, Tennessee, Louisiana State, Clemson and Georgia...his sister, Kayla, is currently a student at Florida – she is studying Special Education...@JCope1era on Twitter and @spg\_jabo on Instagram...born Jacob Darnell Copeland on July 20, 1999 in Pensacola, Fla.

# 38 ALONZO DAVIS

DEFENSIVE BACK • 6'1" • 203 LBS • COLLEGE: NORTHERN ARIZONA



Signed by the Titans as an undrafted free agent on May 15, 2023 after a rookie camp tryout...played in 11 games with six starts over one season at Northern Arizona (2022)...recorded 32 tackles, two interceptions and nine passes defended...transferred to Northern Arizona from Southern Utah after the 2021 season...appeared in 32 games over five seasons at Southern Utah (2017-21)...tallied 44 tackles, two tackles for loss, one interception and 11 passes defended.


**As a graduate (2022)**, appeared in 11 games with six starts... recorded 32 tackles, two interceptions and nine passes defended...transferred to Northern Arizona from Southern Utah after the 2021 season... **as a senior (2021)**, appeared in all 11 games at Southern Utah...tallied 28 tackles and led the team with five pass breakups...also added one interception and two tackles for loss...named Big Sky All-Conference second team... **as a junior (spring 2021)**, played in four games...finished with eight tackles and four passes defended... **as a sophomore (2019)**, played in 10

games...totaled eight tackles and one pass defended... **as a redshirt freshman (2018)**, appeared in seven games...redshirted in 2017...graduated with a bachelor's degree in exercise science from Southern Utah in May 2021 and a master's degree in human relations from Northern Arizona in May of 2023.

**High school/personal:** attended Gahr (Calif.) High School...also ran track in high school and took second in state in the 4x100...son of Gertrude Davis...@alonzoldavis on Twitter and @iam\_ljix on Instagram... is commonly referred to as LJ Davis...born Alonzo F. Davis on Dec. 30, 1998 in Los Angeles, Calif.

# 33 ERIC GARROR

DEFENSIVE BACK • 5'8" • 174 LBS • COLLEGE: LOUISIANA-LAFAYETTE



Signed by the Titans as an undrafted free agent on May 15, 2023 after a rookie camp tryout...appeared in 62 games over four seasons at Louisiana-Lafayette (2018-22)...recorded 129 tackles, three tackles for loss, 35 passes defended, one sack and nine interceptions...also returned 93 punts for 778 yards and three touchdowns.

**As a graduate (2022)**, played in 13 games...recorded 26 tackles, two interceptions and eight passes defended...returned 26 punts for 392 yards and two touchdowns...his 15.1 yards per punt return was the third-best in the nation...also returned three kickoffs for 51 yards...was one of four players to return two punts for touchdowns...earned first team All-Sun Belt Conference... **as a senior (2021)**, appeared in 14 games...tallied 23 tackles, two interceptions and nine passes defended...returned 24 punts for 139 yards and three kickoffs for 38 yards...earned second team All-Sun Belt Conference... **as a junior (2020)**, started in 10 games...finished with 23 tackles, three interceptions and six passes defended...returned 20 punts for 156 yards and one touchdown...his three interceptions tied for the second most on the team, eighth most in the Sun Belt and

31st most nationally...his return yardage ranked 16th nationally, while he tied for fourth nationally with his one score...also returned one kickoff for 28 yards...earned third team All-Sun Belt Conference honors...

**as a sophomore (2019)**, started in all 14 games...recorded 35 tackles, 0.5 tackle for loss and eight passes defended...returned 25 punts for 127 yards and one kickoff for 10 yards...ranked third in the Sun Belt and 30th in FBS in punt return yards per game at 6.7... **as a freshman (2018)**, appeared in 11 games...tallied 22 tackles, one sack, two interceptions and four passes defended...graduated with a degree in general studies from Louisiana-Lafayette in December 2022.

**High school/Personal:** attended McGill (Ala.) Toolen High School...@ericgarror5 on Twitter and @egarror\_7 on Instagram...born Eric Kyleed Cameron Garror on Mar. 31, 2000 in Mobile, Ala.

# 82 TRE'SHAUN HARRISON


WIDE RECEIVER • 5'11" • 188 LBS • COLLEGE: OREGON STATE

Signed by the Titans as an undrafted free agent on May 12, 2023...played in 27 games with 17 starts over three years at Oregon State (2020-22)...tallied 90 receptions for 1,147 yards and eight touchdowns...the 1,147 yards is tied for 29th in the Oregon State record books...transferred to Oregon State after two seasons at Florida State (2018-19) where he saw action in 24 games...recorded 37 receptions for 355 yards and three touchdowns with the Seminoles...also had nine kickoff returns for 174 yards.

**As a senior (2022)**, started all 12 games...led Oregon State with 52 receptions for 604 yards (11.6-yard avg.)...scored four touchdowns...named All-Pac-12 honorable mention and Phil Steele All-Pac-12 fourth team...**as a redshirt junior (2021)**, played in all 13 games, making four starts...recorded 29 passes for 401 yards and three touchdowns...added six carries for 23 yards...Pro Football Focus honorable mention All-Pac-12...**as a junior (2020)**, joined the program in January 2021 and played in the two final games of the season, starting in one...caught nine passes for 142 yards and one touchdown...transferred to Oregon State from Florida State after the 2019 season...**as a sophomore (2019)**, appeared in the first 12 games and totaled 398 all-purpose yards at Florida State...had 27 receptions for 289 yards and two touchdowns, five kickoff returns for 99 yards and four rushes for 10 yards...**as a freshman (2018)**,

played in all 12 games for the Seminoles...recorded 10 receptions for 66 yards and one touchdown...also added 23 yards on two rush attempts and 75 yards on four kickoff returns...graduated with a degree in public health, human development, and family science from Oregon State in May 2022.

**High school/Personal:** attended Garfield (Wash.) High School...consensus four-star athlete and No. 2 prospect in the state of Washington...tabbed as the No. 4-ranked athlete in the country by 247Sports, 10th by Rivals and 14th by ESPN...as a senior, recorded 55 catches for 1,102 yards and 12 touchdowns while spending time as a defensive back and the primary return specialist...named the 2017 Washington Player of the Year by the News Tribune...as a junior named the 3A Metro Valley Offensive Player of the Year while earning first-team all-league safety honors...@Treshaunn\_ on Twitter and @treshaun.harrison on Instagram...born Tre'Shaun Markel Harrison on June 26, 2000 in Seattle, Wash.



# 84 GAVIN HOLMES


WIDE RECEIVER • 5'10" • 200 LBS • COLLEGE: BAYLOR

Signed by the Titans as an undrafted free agent on May 15, 2023 after a rookie camp tryout...appeared in 30 games over four seasons at Baylor (2017-22)...recorded 68 receptions for 880 yards and six touchdowns...also added 12 punt returns for 147 yards and one touchdown and six kickoff returns for 93 yards.

**As a sixth-year senior (2022)**, played in 12 games with five starts...totaled 26 receptions for 517 yards and four touchdowns...ranked second on the team in receiving yards, going for 43.1 yards per game...also returned 10 punts for 133 yards and one touchdown and four kickoffs for 76 yards...named third-team All-Big 12 as a punt returner by Phil Steele...earned honorable mention All-Big 12 as a returner by the league coaches...**as a fifth-year junior (2021)**, did not appear in any games due to an injury...**as a fourth-year sophomore (2020)**, started all nine games...finished the season second on the team in receptions with 33 and third on the team with 244 receiving yards while scoring one touchdown...**as a redshirt sophomore (2019)**, sat out the season due to injury...**as a sophomore (2018)**, played in one game but missed the rest of the season due to an injury...redshirted...**as a freshman (2017)**, appeared in nine games with four starts...recorded 13 receptions for 166 yards and two touchdowns...also rushed once for a four-yard touchdown...graduated with a degree in

kinesiology from Baylor in December 2021.


**High school/Personal:** attended Northwest (Texas) High School and was an All-State receiver...three-time All-District honoree played under head coach Bill Poe...rated nation's 58th-best receiver prospect in 2017 recruiting class by Scout, ranked No. 70 by 247Sports and No. 74 by Rivals...amassed over 2,700 yards from scrimmage and totaled 27 touchdowns in three varsity seasons...named 2016 first-team Class 5A All-State following senior season, led Northwest to 10-2 record and DI area finals (and first playoff wins in program history)...named 2016 District 6-5A Offensive MVP...earned 2015 second-team All-District 5-6A honors as junior, caught 61 passes for 828 yards and eight touchdowns also ran for 110 yards on 10 attempts...named to 2014 All-District 5-6A second team as sophomore for 6-4 NHS squad...made 25 receptions for 266 yards and two touchdowns in first varsity season...son of Matt and Jodi Holmes...@gavinholmes\_ on Twitter and Instagram...born Gavin Michael Holmes on Sept. 29, 1998 in Justin, Texas.



5

## KEARIS JACKSON

WIDE RECEIVER • 5'11" • 196 LBS • COLLEGE: GEORGIA



Signed by the Titans as an undrafted free agent on May 15, 2023... appeared in 55 games with 14 starts over five seasons at Georgia (2018-22)...recorded 78 receptions for 1,107 yards and four touchdowns...also returned 35 kickoffs for 805 yards and 42 punts for 338 yards.

**As a graduate (2022)**, played in all 15 games with three starts...finished with 21 receptions for 320 yards...also returned 18 kickoffs for 391 yards... named to the 2022 Allstate AFCA Good Works Team...helped the Bulldogs to a perfect 15-0 record, SEC Championship and National Championship... **as a senior (2021)**, appeared in 15 games with two starts...recorded 16 receptions for 194 yards and one touchdown...returned 22 punts for 189 yards for a 8.6-yard average, which ranked 19th national in punt return average...also had six kickoff returns for 116 yards...**as a junior (2020)**, appeared in 10 games with two starts for the National Champions...was Georgia's leading receiver with 36 receptions for 514 yards and three touchdowns...had a career-best nine receptions for 147 yards vs. Auburn... also the Bulldogs' leading punt and kickoff returner...returned 11 kickoffs for 298 yards and 15 punts for 87 yards...named one of three student representatives on the UGA Athletics Board of Directors...also UGA's representative at the SEC Football Leadership Council...**as a sophomore (2019)**, played in 11 games with seven starts...recorded five receptions for 79 yards...**as a freshman (2018)**, appeared in four games...had one carry for six yards...enrolled at Georgia in January of 2018 and participated in spring drills...graduated with a degree in housing management and policy


from Georgia in December of 2021.

**High school/Personal:** attended Peach Country (Ga.) High School...coached by Chad Campbell...selected to play in the 2018 Under Armour All-America Game...named to Nike's 'The Opening' finals... one of 11 high school football players recognized in Atlanta Journal-Constitution's Preseason Super 11...ESPN four-star prospect, #38 prospect nationally, #4 wide receiver in the nation and #6 overall prospect in Georgia...named to the 2017 All-State first team offense by the AJC and the second team offense by the Associated Press...collected 47 receptions for 852 yards his senior season, averaging 18.1 yards per catch with nine touchdowns, guiding the Trojans to a 13-2 record and a runner-up finish in the 2017 GHSA 3A state championship...his junior year, recorded 52 catches for 739 yards and nine receiving and four rushing touchdowns, leading Peach County to a 12-2 season and the semifinals of the 2016 GHSA 3A state championship...in addition to football, also lettered in track...won the 2017 Class 3A state shot put championship...led Peach County to three 4A region championships and received two Men's High Point Awards...as well as shot put, competed in the 100 meter, 200 meter, 400 meter, and discus events...recipient of the Vickie and Leon Farmer and Joe B. Maxwell Family Scholarships...@king\_kearis on Twitter and @king.kearis on Instagram...born Kearis Jamarcus Jackson on Dec. 9, 1999 in Fort Valley, Ga.

39

## MATTHEW JACKSON

SAFETY • 6'1" • 209 LBS • COLLEGE: EASTERN KENTUCKY



Signed by the Titans as an undrafted free agent on May 12, 2023... appeared in 50 games with 27 starts over five seasons at Eastern Kentucky (2018-22)...recorded 294 tackles, 27.5 tackles for loss, eight sacks, two interceptions, 14 passes defensed, three forced fumbles and five fumble recoveries.


**As a graduate (2022)**, started in 10 games...led the team with 87 tackles... also recorded 7.5 tackles for loss, two sacks, four passes defensed, one forced fumble and two fumble recoveries...was named a third-team Stats Perform All-American, fourth-team Phil Steele/DraftScout All-American, Phil Steele first-team All-ASUN and an ASUN All-Conference selection... **as a senior (2021)**, started all 11 games...tied for team high with 102 tackles...led team with 11.0 tackles for loss...also recorded 3.5 sacks, eight passes defensed, two interceptions and two forced fumbles...was a Buck Buchanan Award finalist...Phil Steele ASUN Defensive Player of the Year...Phil Steele first-team All-ASUN...ASUN All-Conference selection... **as a junior (2020)**, played in eight games and started at linebacker in six contests...led the team with 79 tackles, including eight tackles for loss and 2.5 sacks...also had two fumble recoveries and two passes defensed...led the nation in the fall in fumbles recovered, ranked ninth in tackles per game (9.9) and was 15th in tackles for loss per game (1.0)...**as a sophomore**

**(2019)**, appeared in 10 games...played regularly on special teams...totaled 15 tackles, including one tackle for a loss...**as a redshirt freshman (2018)**, played in all 11 games, primarily on special teams...finished the season with 11 tackles and a fumble recovery...selected as the Ohio Valley Conference Co-Specialist of the Week after recovering a kickoff against Tennessee-Martin (Oct. 13) at the UTM 23-yard line, setting up what proved to be the winning touchdown... **as a freshman (2017)**, redshirted...did not play in any games...graduated with a degree in sport management from Eastern Kentucky in December of 2022.

**High school/Personal:** attended Hillsboro High School in Nashville... leading tackler in 2016...finished with 64 tackles and two interceptions... returned an interception 100 yards...team captain...also a member of the track team, winning the city championship in the long jump and competing in the state tournament...son of Brian Jackson and Andrea Clark...born Matthew Alexander Jackson on Nov. 9, 1998 in Chicago, Ill.

# 36 STEVEN JONES JR.

CORNERBACK • 5'10" • 188 LBS • COLLEGE: APPALACHIAN ST.



Signed by the Titans as an undrafted free agent on May 12, 2023... appeared in 64 games with 27 starts over six seasons at Appalachian State (2017-22)...tallied 131 career tackles, 8.5 tackles for a loss, one sack, seven interceptions, four interceptions returned for touchdowns, 34 pass defensed and two forced fumbles...also returned 17 kickoffs for 373 yards.


**As a graduate (2022)**, played and started in all 12 games...had 15 passes defensed which tied for the Sun Belt lead in the regular season...Tied for 14th nationally in the regular season with 1.2 passes defensed per game... also totaled 45 tackles, 4.5 tackles for loss and one sack on the season... was named to the All-Sun Belt first team from PFN, second team from the league and third team from PFF...second-team preseason All-American via the Walter Camp Football Foundation and PFN...watch lists for the Chuck Bednarik Award, Bronko Nagurski Trophy, Jim Thorpe Award and East-West Shrine Bowl...**as a senior (2021)**, played in all 14 games and made 13 starts...recorded five interceptions and led the country with three interceptions returned for touchdowns...ranked in the top 20 nationally with 13 passes defensed (counting eight breakups) and had 52 tackles... became first FBS player with three pick-six touchdowns over two-game span since Houston's Johnny Jackson set NCAA record by scoring three times on interception returns in 1987 against Texas...broke or tied school records for single-season interception return touchdowns, career interception return touchdowns, single-game interceptions (five-way tie for first) and single-game interception return touchdowns (four-way tie for first)...was named a first-team All-American from the Football Writers Association of America, Phil Steele and Pro Football Network, with a second-team honor from the Walter Camp Football Foundation...was named to the All-Sun Belt first

team...**as a junior (2020)**, played in all 12 games...a standout as a third cornerback, had 97 return yards on two interceptions, including a 34-yard touchdown return against Troy, and averaged 21.9 yards on 17 kickoff returns with a long of 41 against Georgia State...finished season with 23 tackles and four pass breakups...**as a sophomore (2019)**, played in 13 games and started twice...made seven tackles...had one forced fumble...**as a redshirt freshman (2018)**, appeared in 13 games as a special teams standout and also contributed at cornerback...blocked two punts and recovered one for his first career touchdown...two punt blocks, which tied the school record set by Dino Hackett in 1985 and Chuck Hill in 1987, made him the Sun Belt Special Teams Player of the Week...tied for fifth place nationally with two blocked punts/kicks...had five total tackles on the year (four solo)...redshirted in 2017...graduated with a degree in communication studies from Appalachian State in May 2021.

**High school/Personal:** attended Richmond Senior (N.C.) High School... rated a two-star cornerback by both 247Sports and Scout.com...all-conference performer...selected to the Shrine Bowl as a senior...had 35 tackles and three interceptions as a senior...had 11 receptions for 382 yards and five touchdowns...also returned punts and kickoffs...had four interceptions during an All-Conference junior season...son of Steven Jones...has one sister, Harmony Jones...@MrSteveMac6 on Twitter and @steveemac2 on Instagram...born Steven Sedgewon Jones Jr. on Feb. 1, 1999 in Rockingham, N.C.

# 30 TYREQUE JONES

SAFETY • 6'2" • 195 LBS • COLLEGE: BOISE STATE



Signed by the Titans as an undrafted free agent on May 12, 2023... appeared in 59 games with 38 starts over six seasons at Boise State (2017-22)...recorded 157 career tackles, 12 tackles for loss, one sack, four interceptions, 18 passes defensed, two forced fumbles and two fumble recoveries.


**As a graduate (2022)**, started all 12 games in which he appeared... converted to nickelback for the 2022 season...registered 34 tackles, including 4.5 for-loss, three pass breakups and an interception...racked up five tackles in three different games during the season...Was named All-Mountain West honorable mention...named to Phil Steele's Preseason All-Mountain West third team...named to Athlon Preseason All-Mountain West second team...**as a senior (2021)**, started all 12 games...tallied a team-leading six pass breakups...accumulated 52 tackles, including three stops for loss, two interceptions and forced a fumble...named to the All-Mountain West honorable mention team...**as a junior (2020)**, appeared in six games, making five starts...recorded 10 tackles and one pass defensed...**as a sophomore (2019)**, appeared in 14 games, making four starts...had one interception, one recovered fumble and made 27 tackles, including a sack and 4.5 tackles for loss on the season...**as a redshirt**

**freshman (2018)**, appeared in 12 games, making five starts...finished with 33 tackles, broke up two passes, forced a fumble and recovered another...redshirted in 2017... graduated with a degree in social science from Boise State in May of 2022.

**High school/Personal:** attended San Geronio (Calif.) High School... ranked as a three-star recruit according to ESPN, Scout.com, 247Sports and Rivals...named a team captain in 2016...was a first team All-Sun selection as a utility player on defense...enjoyed a monster senior season as he racked up 77 total tackles, picked off two passes and caused two fumbles on the defensive side of the ball while also hauling in 52 receptions for 1,128 yards and 16 touchdowns as a wide receiver...helped San Geronio go 11-4 in 2016 to capture the CIF Southern Section Division 7 Championship...in the championship game, tallied 14 total tackles and causing a pair of fumbles to secure the title...@tyrequejones\_ on Instagram...born Tyreque Anthony Jones on Jan. 4, 1999 in Pasadena, Calif.

# 40 ANTHONY KENDALL

CORNERBACK • 5'10" • 177 LBS • COLLEGE: BALDWIN WALLACE



Signed by the Titans as an undrafted free agent on May 12, 2023... appeared in 31 games for Baldwin Wallace over five seasons (2018-22)... recorded 127 tackles, 20 pass breakups, six interceptions, one forced fumble and one sack.

**As a graduate (2022)**, started in 10 games...recorded a career-high 56 tackles, four tackles for loss, his first career forced fumble and first career sack...led the Yellow Jackets and the OAC with a career-high 12 pass breakups...also had a career-high three interceptions...named the 2022 Lee J. Tressel Ohio Athletic Conference Defensive Back of the Year...was selected as an American Football Coaches Association, Associated Press, D3football.com second-team All-American and an All-OAC first-team selection...**as a senior (2021)**, appeared in seven games...recorded 11 tackles, two tackles for loss and one pass breakup...**as a junior (spring 2021)**, appeared in two games...was third on the team with 13 tackles... added one pass breakup and one blocked kick...tallied one tackle for loss...was named All-Ohio Athletic Conference honorable mention...**as a sophomore (2019)**, appeared in five games...recorded 23 tackles, including two for loss, one pass breakup and two interceptions...**as a freshman**

**(2018)**, appeared in seven games...recorded 23 tackles, including one for loss, five pass breakups and one interception...graduated with a degree in business in healthcare from Baldwin Wallace in December 2022.

**High school/Personal:** played three years of football at Anclote (Fla.) High School before transferring to River Ridge High School for his senior season...competed two years in basketball and three years of weightlifting and track and field...placed fifth in the 300-meter hurdles at the Florida High School Athletic Association State Championships...was the recipient of the Knights Award in football...participated in the All-Star football game...graduated with a 4.1 cumulative grade point average... was the recipient of the Alumni Award...member of the Chi Alpha Sigma Honor Society...Jacket Scholar...son of Andre and Cerstin Marshall...@anthonykendall\_ on Instagram...born Anthony D.C. Kendall on Dec. 17, 1999 in El Paso, Texas.

# 25 ARMANI MARSH

DEFENSIVE BACK • 5'9" • 182 LBS • COLLEGE: WASHINGTON ST.




Signed by the Titans as an undrafted free agent on May 15, 2023 after a rookie camp tryout...appeared in 46 games with 31 starts over six seasons at Washington State (2017-22)...recorded 184 tackles, 10 tackles for loss, two sacks, 17 passes defended, two forced fumbles and four interceptions including one returned for a touchdown...was a two-time captain for the Cougars (2021-22).

**As a graduate (2022)**, appeared in 12 games with 11 starts...recorded 67 tackles, three tackles for loss, including two sacks, seven passes defended and one interception...named All-Pac-12 Conference honorable mention...**as a senior (2021)**, started in 12 games...totaled 70 tackles, third on team, along with 5.5 tackles for loss, team-leading three interceptions, including one returned for a touchdown, seven passes defended and two forced fumbles...rated 7th-best overall cornerback coverage grade in the Pac-12, according to PFF College...named All-Pac-12 Conference honorable mention...**as a junior (2020)**, started all four games at nickel...finished third on team with 22 tackles, including 1.5 for loss and one pass breakup...**as a sophomore (2019)**, appeared in 13 games with three starts...recorded 24 tackles and two passes defended...started season-opener at cornerback, started two games at nickel...put on scholarship prior to the season...

**as a redshirt freshman (2018)**, appeared in five games and made one tackle...**as a freshman (2017)**, was a preferred walk-on...redshirted...graduated with a degree in social science from Washington State in December 2022.

**High school/Personal:** attended Gonzaga (Wash.) Prep...earned three varsity letters in football under coach Dave McKenna...as a sophomore, team was GSL league champions...as a junior, rated a two-star recruit on 247 Sports and Scout, made 30 tackles and had three interceptions, deflected 12 passes and created one forced fumble, 4A State Champion with Gonzaga Prep who went 14-0 on the season...as a senior, earned first team All-GSL honors and was named Seattle Times top 100 white chip player, made 65 tackles, six tackles for loss, had two interceptions, and created three forced fumbles, voted team captain, GSL: league champion...son of Kenny and Rebecca Marsh...has a younger brother, Ambrose, and an older sister, Alize...@armani\_marshall on Twitter and @armani\_marshall on Instagram...born Armani L. Marsh on Feb. 17, 1999 in Spokane, Wash.



Signed by the Titans as an undrafted free agent on May 12, 2023... appeared in 42 games with 13 starts over five seasons at Cincinnati (2018-22)...had 268 carries for 1,639 yards and 12 touchdowns...his career 6.1 yards per carry average is the third-highest in UC history...also recorded 30 receptions for 273 yards and one touchdown.

**As a senior (2022)**, appeared in 13 games and started the final 12...led the Bearcats in rushing and all-purpose yards...tallied 849 rushing yards and seven touchdowns on 146 attempts...added 14 receptions for 116 yards...rushed for more than 100 yards three different times... Proved to be an explosive game-breaker who tallied six runs of 30+ yards and two or 60+ yards...**as a junior (2021)**, played in all 13 games with one start...ranked fourth on the Bearcats with 190 rushing yards on 37 carries...gunner on special teams, who had three tackles...forced a fumble and recovered in kickoff coverage at South Florida...**as a redshirt sophomore (2020)**, played in the first four games of the season before suffering a season-ending knee injury...totaled 115 yards rushing, one reception for five yards and two tackles...**as a sophomore (2019)**, suffered an injury in preseason training camp and missed the entire season...redshirted...**as a freshman (2018)**, played in 13 games as a true freshman and was fourth on the team in rushing...rushed 63 times for 495 yards and four touchdowns...

explosive player whose 7.7 yards per rush average was tops for a UC player with 20 or more carries...averaged 37.3 yards per game...also featured in the pass game, hauling in nine balls for 108 yards and a touchdown...graduated with a degree in sports administration from Cincinnati in May 2022.

**High school/Personal:** a consensus three-star recruit who won a pair of state championships for Coach Jim Dickerson at Clinch County High School in Georgia...ranked as one of the Top-50 athletes in the 2018 class...tabbed as the 2017 Region 2-A Player of the Year and a RecruitGeorgia.com First-Team Class A Public All-State selection...named 2016 Region 2-A Player of the Year and earned all-state honorable mention from the Georgia Sports Writer's Association and Atlanta Journal Constitution after rushing for 1,574 yards, averaging 9.7 yards per carry, and 27 total touchdowns...earned honorable mention Georgia Sports Writers Association All-State Football accolades in 2015...committed to Cincinnati over reported offers from Auburn, Central Florida, Kentucky and Louisiana State...@dupontqc3 on Instagram...born Charles Quincy McClelland on April 10, 1999 in Homerville, Ga.


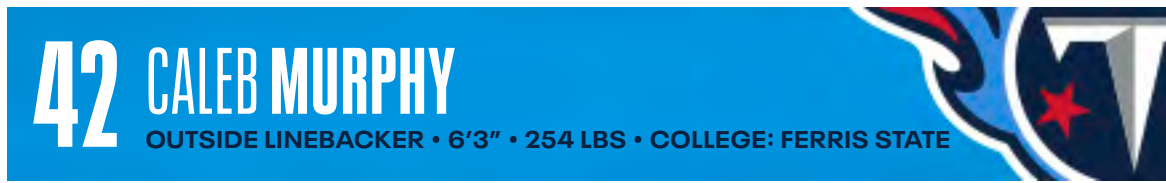


Signed by the Titans as an undrafted free agent on May 12, 2023... appeared in 21 games with 15 starts over two seasons at Eastern Kentucky (2021-22)...transferred to Eastern Kentucky from Louisiana State after the 2020 season and switched from a tight end to a defensive end...appeared in three games over two seasons at Louisiana State (2019-20)...appeared in 18 games over two years at Copiah-Lincoln Community College (2017-18)...recorded eight receptions for 106 yards and two touchdowns.

**As a graduate (2022)**, started all 12 games...led the team with 11.5 tackles for loss and six sacks...added 58 tackles, two pass breakups, one forced fumble, and one fumble recovery...named to the Phil Steele second team All-ASUN...All-ASUN selection...**as a senior (2021)**, played in nine games with three starts...totaled 24 tackles, including 1.5 tackles for loss and a sack...**as a redshirt junior (2020)**, did not play...**as a junior (2019)**, played in three games...caught one pass for 12 yards...transferred to LSU from Copiah-Lincoln Community College after the 2018 season...**as a sophomore (2018)**, played in nine games...one of the top junior college prospects for 2019...rated a three-star prospect by 247sports and Rivals...listed as the No. 3 tight end by 247sports...totaled five receptions for 43

yards with one touchdown...played primarily the H-back position... listed at No. 33 in ESPN's JUCO Top 50...**as a freshman (2017)**, played in nine games...caught three passes for 63 yards and one touchdown... graduated from Eastern Kentucky with a degree in general studies in 2023.

**High school/Personal:** played at Treutlen County (Ga.) High School... son of Amanda McLendon...@mclendon\_84\_ on Instagram...born Tonyist Karnez McLendon Jr. on Feb. 27, 1999 in Soperton, Ga.


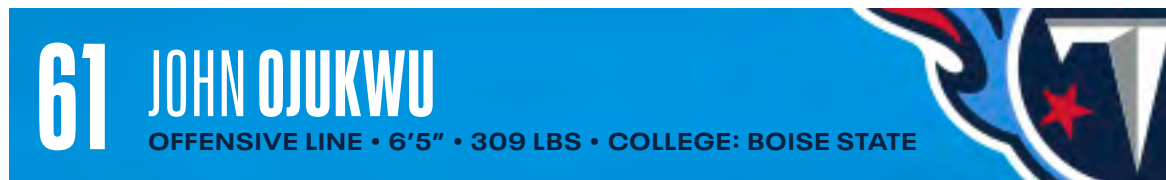


Signed by the Titans as an undrafted free agent on May 12, 2023... played in 29 games over three seasons at Ferris State (2020-22)...tallied 156 tackles, 40 sacks, 60.5 tackles for loss and eight forced fumbles... transferred to Ferris State from Grand Valley State following the 2019 season where he played in eight games, recording 13 tackles and one sack.

**As a senior (2022)**, started in 15 games at Ferris State... recorded 93 tackles, 25.5 sacks, 39 tackles for loss and three forced fumbles...his 25.5 sacks set an NCAA single-season record...also tied the NCAA record with 39 tackles for loss...helped Ferris State repeat as DII national champions... became the first DII player ever to win the Ted Hendricks Award, giving to the nation's top defensive end...named GLIAC Player of the Year and won the Gene Upshaw Award, given to the best DII lineman...won the Cliff Harris award as the nation's small college defensive player of the year...**as a junior (2021)**, appeared in 14 games...recorded 63 tackles, 14.5 sacks, 21.5 tackles for loss, five forced fumbles and one interception...named the GLIAC Defensive Lineman of the Year...won the DII championship... **as a sophomore (2020)**, season was cancelled due to COVID-19...

transferred to Ferris State from Grand Valley State following the 2019 season...**as a redshirt freshman (2019)**, appeared in eight games recording 13 tackles and one sack for Grand Valley State...redshirted in 2018...graduated with a degree in criminal justice from Ferris State in December of 2022.

**High school/Personal:** prepped at Dowagiac Union (Mich.) High School ...coached by Mike Stanger ...active in football, basketball, wrestling, baseball and track and field...earned all-state, all-region and all-conference honors as a senior...was a two-time all-area choice...garnered all-region, all-league and all-state recognition each of his final two seasons...three-year letterwinner...recorded 97 tackles with 27 tackles for loss and 13 quarterback sacks as a senior with six fumble recoveries...had 86 tackles with 17 tackles for loss, 15 sacks and four fumble recoveries as a junior... brother of fellow Ferris State football player Cailyn Murphy...son of Tamartha Murphy...@calebamurphy on Instagram...born Caleb Andrew LaVon Murphy on December 15, 1999 in Niles, Mich.



Signed by the Titans as an undrafted free agent on May 12, 2023...played in 56 games with 51 starts over six seasons at Boise State (2017-22)... made 18 starts as a right tackle during his first two seasons...transitioned to left tackle and started in all 33 games he played in his final three seasons... ended his career with 43 consecutive starts.

**As a graduate (2022)**, only Bronco to start all 14 games on offense... allowed zero sacks, zero false starts and zero holding penalties...named to the All-Mountain West first team...was named a team captain...**as a senior (2021)**, started all 12 games at left tackle...named to the All-Mountain West first team...**as a junior (2020)**, started all seven games at left tackle... was named to the All-Mountain West second team...**as a sophomore (2019)**, started all 11 games at right tackle in which he appeared...provided protection for a Bronco offense that ranked 14th in the country in scoring (36.8 ppg)...helped open holes for Mountain West Freshman of the Year running back George Holani, who extended Boise State's streak of seasons with a 1,000-yard rusher to 12...**as a freshman (2018)**, appeared in 12 games, making seven starts at right tackle... started the final seven games of the season...part of a Bronco line that produced a 1,000-yard rusher


for the 10th-straight season...provided protection at right tackle for Mountain West Player of the Year Brett Rypien, as the Bronco passing offense ranked 18th in the country (292.0 ypg)...redshirted in 2017... graduated with a degree in kinesiology from Boise State in December 2022.

**High school/personal:** attended Boise (Idaho) High School and became a varsity starter as a sophomore, playing both ways as an offensive tackle and defensive lineman...earned first team All-State and All-Conference honors as a senior in 2016...also lettered in wrestling and track...three-star recruit according to Scout and 247sports...rated the No. 3 and 4 prospect in the state of Idaho per Scout and 247sports, respectively...played in the East-West Shrine All-Star game following his senior season...interned for Boise State's sports performance department...@ojukwu1john on Twitter and @ojukwu1john on Instagram...born John Francis Chudi Ojukwu on Jan. 9, 1999 in Atlanta, Ga.



# 41 OTIS REESE IV

LINEBACKER • 6'3" • 214 LBS • COLLEGE: MISSISSIPPI



Signed by the Titans as an undrafted free agent on May 12, 2023...played in 29 games with 27 starts over three seasons at Mississippi (2020-22)...recorded 198 tackles, 10 tackles for loss, 4.5 sacks, two interceptions, eight passes defended, one forced fumble and one fumble recovery...transferred to Mississippi from Georgia following the 2019 season...saw action in 25 games with one start over two seasons at Georgia (2018-19)...recorded 16 tackles.


**As a graduate (2022)**, started all 11 games...finished second on the team with 84 total tackles, with eight coming for a loss...added three sacks, one interception, one fumble recovery and four passes defended...**as a senior (2021)**, started in all 13 games in the secondary...recorded 90 tackles, two tackles for loss, 1.5 sacks and one forced fumble...**as a junior (2020)**, was ineligible to play due to transfer rules until the final three games of the season...started at the star position in all three games he was eligible...finished with 24 tackles, one interception and two passes defended...transferred to Mississippi from Georgia following the 2019 season...**as a sophomore (2019)**, appeared in 14 games and recorded three tackles at Georgia...**as a freshman (2018)**, played in 11 games with one start and recorded 13 tackles...graduated with a degree in multi-disciplinary studies

from Mississippi in May 2023.

**High school/Personal:** consensus 4-star prospect coming out of Lee County (Ga.) High School...ranked as the No. 5 outside linebacker nationally, No. 87 overall prospect nationally and the No. 12 prospect in Georgia by 247Sports...helped lead Lee County to a 14-1 season and the GHSA Class 6A Title as a senior in 2017...named to the USA Today 2017 All-USA Georgia first team defense...honored as the 2017 Class 6A Defensive Player of the Year by both the Atlanta Journal-Constitution and the Georgia Sports Writers Association, in addition to being named a member of the 2017 All-State Class 6A first team defense by both the AJC and GSWA...AJC 2017 Preseason Super 11...played a wide range of defensive positions...named to the Albany Herald's 2017 Preseason Dynamite Dozen...named an all-state first team defensive back by both the AP and AJC in 2016...recorded 65 tackles, 10 for loss, as well as five sacks and three interceptions as a junior...coached by Dean Fabrizio...son of Otis Reese and Tonya Jamison...@otreesee on Instagram...born Otis Sylvester Reese on Jul. 2, 1998 in Leesburg, Ga.

# 48 THOMAS RUSH

OUTSIDE LINEBACKER • 6'3" • 251 LBS • COLLEGE: MINNESOTA




Signed by the Titans as an undrafted free agent on May 12, 2023...played in 58 games with 19 starts over five seasons at Minnesota (2018-22)...recorded 86 tackles, 13.5 tackles for loss, 8.5 sacks, five passes defended, one forced fumble and one fumble recovery.

**As a graduate (2022)**, started all 13 games...tallied 34 tackles, 2.5 tackles for loss, 1.5 sacks, two passes defended and one forced fumble...named All-Big Ten honorable mention...**as a senior (2021)**, appeared in 13 games with five starts...recorded 31 tackles, 7.5 tackles for loss, 5.5 sacks and one pass defended...**as a junior (2020)**, played in seven games...made 13 tackles, 2.5 tackles for loss, 0.5 sacks, one pass defended and one fumble recovery...**as a sophomore (2019)**, played in all 13 games with one start...recorded three tackles and one pass defended...**as a freshman (2018)**, appeared in 13 games...tallied five tackles and one sack...graduated from Minnesota with a degree in finance.

**High school/Personal:** attended Marysville (Ohio) High School...played linebacker and running back...was named first team All-Central District in 2017...as a junior, rushed 261 times for 1,400 yards and 12 touchdowns...named first team All-Conference, second team All-Region and special mention All-Metro...coached by Morgan Cotter and Brent Johnson...consensus three-star recruit...No. 58 ranked outside linebacker in his class and No. 38 recruit in Ohio by 247Sports...enrolled at Minnesota in January 2018...made Academic All-Big Ten team his last four years...son of Lana and the late T.R. Rush...@\_twrush\_ on Twitter and Instagram...born Thomas Walton Rush on Jan. 31, 2000 in Marysville, Ohio.

# 40 TREY WOLFF

KICKER • 6'4" • 205 LBS • COLLEGE: TEXAS TECH



Signed by the Titans as an undrafted free agent on May 12, 2023... appeared in 46 games as a placekicker over four seasons at Texas Tech (2019-22)...converted 42-of-52 career field goal attempts and 107-110 PATs...totaled 233 points overall over 45 career games as a Red Raider... ended his career ranked fifth all-time in program history for successful field goals (42) and PATs (107)...one of eight kickers in program history to nail 40 or more field goals in a career...was also ninth on the all-time scoring list with 233 points.

**As a senior (2022)**, appeared in all 13 games, finishing 21-of-25 on field goal attempts and 41-of-42 on PATs...his 21 successful field goals matched his career total entering the season and ranks second all-time in school single-season history...recorded 80 kickoffs on the year with 41 of those going for touchbacks (51.3 percent)...tabbed an honorable mention All-Big 12 selection by the conference coaches...was a second team all-conference pick by Pro Football Focus and a third team honoree by Phil Steele Magazine...recognized for his work in the classroom on the Academic All-Big 12 first team...**as a junior (2021)**, served as Texas Tech's primary kickoff specialist throughout the year...appeared in all 13 games on the season...called upon 73 times for kickoff duty, sailing his attempt for a touchback 44 times (60.2 percent)...**as a sophomore (2022)**, appeared in seven games as the primary place kicker...was 1-for-5 on field goal attempts on the season and 26-of-27 on PATs...also served as the kickoff specialist with 29 attempts, which included 17 touchbacks...tabbed to the Lou Groza Award watch list prior to the season, honoring the nation's top kicker...**as a freshman (2019)**, appeared in all 12 games finishing 20-of-22 on field goal attempts and 40-of-41 on PATs...led the

team with exactly 100 points...connected on 90.9 percent of his field goals, one of the highest averages in school history...became only the second player since 2000 to record a field goal percentage of 90.0 percent or higher, joining school-record holder Clayton Hatfield (92.9 percent) from 2016...longest successful attempt was 45 yards...responsible for 72 kickoffs on the year with 36 going for touchbacks and only four that went out of bounds...his 20 field goals on the year ranked second all-time in school single-season history, trailing only the 23 from Ryan Bustin in 2013...recognized as an honorable mention All-Big 12 selection by the conference coaches...redshirted in 2018...graduated from Texas Tech with a degree in agricultural and applied economics in December of 2022.

**High school/personal:** attended Klein (Texas) High School...regarded as one of the top kickers in the state of Texas coming out of high school... unanimous first team All-District 15-6A honoree as both a kicker and punter...garnered Academic All-District accolades as well...selected to play in the Bayou Bowl following his senior season...son of Michael and Jennifer Wolff...one of five children...surprised with a scholarship from then-head coach Matt Wells on Christmas Day 2019 following a strong redshirt freshman season...@trey\_wolff2 on Twitter and @thetreywolff on Instagram...born Trey Davis Wolff on Feb. 22, 2000 in Spring, Texas.



TENNESSEE TITANS

# 2022 REVIEW

## 2022-2023 TITANS TRANSACTIONS

### 2022

#### January 1

Activated from Reserve/COVID-19 - **DE DENICO AUTRY, OLB BUD DUPREE, CB BUSTER SKRINE**

Activated from practice squad reserve/COVID-19 - **WR CODY HOLLISTER**

Released from the practice squad - **WR CALEB SCOTT**

#### January 3

Activated from reserve/COVID-19 - **LB JAYON BROWN, WR JULIO JONES, T KENDALL LAMM**

Activated from practice squad reserve/COVID-19 - **CB BRIEAN BODDY-CALHOUN**

Placed on injured reserve - **TE MYCOLE PRUITT**

Placed on practice squad reserve/COVID-19 - **T PAUL ADAMS**

#### January 4

Waived - **CB CHRIS JONES, LB JOE JONES**

Released from the practice squad - **DB SHYHEIM CARTER, DB RODNEY CLEMONS, WR GOLDEN TATE**

Placed on reserve/COVID-19 - **LB MONTY RICE**

#### January 5

Signed from the Seattle Seahawks practice squad - **TE RYAN IZZO**

Designated to return to practice - **RB DERRICK HENRY**

Signed to the practice squad - **DE Da'SHAWN HAND**

#### January 6

Signed to the practice squad - **CB CHRIS JONES, LB JOE JONES**

#### January 8

Waived - **RB JEREMY McNICHOLS**

Signed to the active roster from the practice squad - **DE KEVIN STRONG**

Activated from the practice squad to the active roster standard elevation - **DE Da'SHAWN HAND, RB JORDAN WILKINS**

#### January 10

Activated from reserve/COVID-19 - **LB MONTY RICE**

Activated from practice squad reserve/COVID-19 - **T PAUL ADAMS**

Released from the practice squad - **T PAUL ADAMS**

#### January 11

Signed to the practice squad - **RB JEREMY McNICHOLS**

Placed on practice squad reserve/COVID-19 - **RB JORDAN WILKINS**

Signed to future contracts - **LB KOBE JONES, DB CHRIS WILLIAMSON**

#### January 17

Designated to return to practice - **FB TORY CARTER**

Activated from practice squad reserve/COVID-19 - **RB JORDAN WILKINS**

#### January 19

Placed on reserve/COVID-19 - **CB GREG MABIN**

#### January 21

Activated from reserve/injured, designated for return - **RB DERRICK HENRY**

Activated from the practice squad to the active roster standard elevation - **CB CHRIS JONES**

#### January 24

Signed to future contracts - **S JAMAL CARTER, T CHRISTIAN DILAURO, TE AUSTIN FORT, OL DERWIN GRAY, QB KEVIN HOGAN, WR CODY HOLLISTER, LB JOE JONES, WR MASON KINSEY, C DANIEL MUNYER, G JORDAN ROOS, OLB TUZAR SKIPPER**

Activated from reserve/COVID-19 - **CB GREG MABIN**

#### January 25

Signed to future contracts - **DB SHYHEIM CARTER, S RODNEY CLEMONS, LB NATE HALL**

#### February 8

Hired as passing game coordinator - **TIM KELLY**

Hired as inside linebackers coach - **BOBBY KING**

#### February 14

Signed as free agent - **DE Da'SHAWN HAND**

#### February 22

Signed as free agent - **WR JOSH MALONE**

#### February 23

Signed as free agent - **OLB JUSTIN LAWLER**

#### March 10

Terminated vested veterans - **T KENDALL LAMM, RODGER SAFFOLD III**

Waived - **RB DARRYNTON EVANS**

#### March 15

Terminated vested veteran - **CB JACKRABBIT JENKINS**

#### March 16

Terminated vested veteran with Post-June 1 designation - **WR JULIO JONES**

#### March 17

Signed as unrestricted free agent - **OL JAMARCO JONES**

#### March 18

Signed as unrestricted free agents - **RB TRENTON CANNON, C BEN JONES, TE GEOFF SWAIM, RB JORDAN WILKINS**

#### March 21

Signed as free agent - **TE AUSTIN HOOPER**

Signed as unrestricted free agent - **S A.J. MOORE JR.**

Terminated vested veteran - **C COREY LEVIN**

#### March 22

Signed as unrestricted free agent - **CB BUSTER SKRINE**

Signed as free agent - **C COREY LEVIN**

#### March 23

Traded - a sixth-round pick in the 2023 NFL Draft to the Los Angeles Rams for **WR ROBERT WOODS**

Signed as unrestricted free agent - **LB DYLAN COLE**

#### March 25

Signed as unrestricted free agent - **RB DONTRELL HILLIARD**

Hired as assistant special teams coach - **CHASE BLACKBURN**

Elevated to offensive assistant - **KYLAN BUTLER**

Elevated to defensive line assistant - **CLINTON McMILLAN**

#### March 30

Signed as unrestricted free agent - **K RANDY BULLOCK**

#### April 4

Signed as unrestricted free agent - **OLB OLA ADENIYI**

#### April 7

Waived - **T BRANDON KEMP**

#### April 27

Exercised the fifth-year option - **DT JEFFERY SIMMONS**

#### April 28

Traded - **WR A.J. BROWN** to the Philadelphia Eagles for their 2022 first-round pick (18th overall) and their 2022 third-round pick (101st overall)

Drafted - **WR TREYLON BURKS** (first round, 18th overall)

Traded - a 2022 first-round pick (26th overall) and a 2022 third-round pick (101st overall) to the N.Y. Jets for their 2022 second-round pick (35th overall), their 2022 third-round pick (69th overall) and their fifth-round pick (163rd overall)

#### April 29

Drafted - **CB ROGER McCREARY** (second round, 35th overall), **OL NICHOLAS PETIT-FRERE** (third round, 69th overall)

Traded - a 2022 third-round pick (90th overall) and a 2022 fifth-round pick (169th overall) to the Las Vegas Raiders for their 2022 third-round pick (86th overall)

Drafted - **QB MALIK WILLIS** (third round, 86th overall)

#### April 30

Drafted - **RB HASSAN HASKINS** (fourth round, 131st overall), **TE CHIG OKONKWO** (fourth round, 143rd overall), **WR KYLE PHILIPS** (fifth round, 163rd overall), **S THEO JACKSON** (sixth round, 204th overall), **LB**

## 2022-2023 TITANS TRANSACTIONS

**CHANCE CAMPBELL** (sixth round, 219th overall)

Terminated vested veteran - **QB KEVIN HOGAN**

### May 2

Waived - **TE AUSTIN FORT, LB NATE HALL, LB KOBE JONES, OLB TUZAR SKIPPER**

### May 9

Signed as free agent - **CB GREG MABIN**

### May 12

Signed - fourth-round choice **RB HASSAN HASKINS**, fifth-round choice **WR KYLE PHILIPS**, sixth-round choice **S THEO JACKSON** and sixth-round choice **LB CHANCE CAMPBELL**

### May 13

Signed undrafted free agents - **OLB DAVID ANENIH, CB TRE AVERY, RB JULIUS CHESTNUT, DT HASKELL GARRETT, LB JACK GIBBENS, S MICHAEL GRIFFIN II, G HAYDEN HOWERTON, WR BRANDON LEWIS, T JALEN McKENZIE, C/G XAVIER NEWMAN, TE THOMAS ODUKOYA, OLB SAM OKUAYINONU, DE JAYDEN PEEVY, WR REGGIE ROBERSON JR., T ANDREW RUPCICH, K CALEB SHUDAK, P RYAN STONEHOUSE, CB TRE SWILLING**

### May 16

Placed on injured reserve - **S JAMAL CARTER**

Signed as free agents - **CB KENNETH GEORGE JR., DL DeMARCUS WALKER**

### May 18

Signed - first-round choice **WR TREYLON BURKS**

### May 20

Signed - third-round choice **OL NICHOLAS PETIT-FRERE**

### May 24

Signed - fourth-round choice **TE CHIG OKONKWO**

### June 1

Terminated vested veteran - **TE RYAN IZZO**

Signed as free agent - **WR JUWAN GREEN**

### June 6

Waived - **OL DERWIN GRAY**

Claimed - **OL CARSON GREEN** off waivers from the Houston Texans

### June 13

Terminated vested veteran from injured reserve - **S JAMAL CARTER**

### July 22

Signed – second-round choice **CB ROGER McCREARY**

### July 23

Waived – **DB RODNEY CLEMONS**

Signed as a free agent – **DB JOSHUA KALU**

Signed – third-round choice **QB MALIK WILLIS**

Declared physically unable to perform – **TE TOMMY HUDSON, LB MONTY RICE, K CALEB SHUDAK**

### July 27

Placed on reserve/retired - **CB BUSTER SKRINE**

### July 28

Waived – **WR JUWAN GREEN**

Signed as free agent – **WR TERRY GODWIN**

### July 29

Signed as free agent – **CB SHAKUR BROWN**

### August 1

Moved from physically unable to perform to the active roster – **TE TOMMY HUDSON**

### August 3

Placed on injured reserve – **C DANIEL MUNYER**

Waived injured – **DB CHRIS WILLIAMSON**

Signed as free agents – **CB TERRELL BONDS, C/G WILLIE WRIGHT**

### August 5

Waived from reserve/injured with an injury settlement – **DB CHRIS WILLIAMSON**

### August 9

Waived – **CB KENNETH GEORGE JR.**

Waived injured – **S MICHAEL GRIFFIN II**

Signed as free agents – **S ELIJAH BENTON, S ADRIAN COLBERT**

### August 12

Terminated vested veteran from reserve/injured with an injury settlement – **C DANIEL MUNYER**

### August 13

Waived – **CB TERRELL BONDS, WR BRANDON LEWIS**

Signed as free agents – **CB DEANTE BURTON, TE DAVID WELLS**

### August 15

Waived from reserve/injured with an injury settlement – **S MICHAEL GRIFFIN II**

### August 16

Terminated vested veterans – **CB DEANTE BURTON, WR JOSH MALONE, RB JORDAN WILKINS**

Waived – **S ELIJAH BENTON, DT HASKELL GARRETT, OL CARSON GREEN**

Claimed – **DB LONNIE JOHNSON JR.** off waivers from the Kansas City Chiefs

### August 17

Waived – **TE BRILEY MOORE**

Traded – a conditional 2024 seventh-round pick to the Las Vegas Raiders for **S TYREE GILLESPIE**

### August 22

Waived injured – **CB SHAKUR BROWN, DB SHYHEIM CARTER**

Waived – **WR TERRY GODWIN**

Terminated vested veteran – **OLB JUSTIN LAWLER**

Waived from reserve/injured with an injury settlement – **DB SHYHEIM CARTER**

### August 23

Placed on reserve/physically unable to perform – **K CALEB SHUDAK**

### August 24

Waived from reserve/injured with an injury settlement – **CB SHAKUR BROWN**

Placed on reserve/physically unable to perform – **LB MONTY RICE**

Traded – a 2024 sixth-round pick to the Philadelphia Eagles for **DB UGO AMADI** and a 2024 seventh-round pick

### August 30

Terminated vested veterans – **RB TRENTON CANNON, S ADRIAN COLBERT, WR CODY HOLLISTER, LB JOE JONES, P BRETT KERN, CB GREG MABIN**

Waived – **OLB DAVID ANENIH, T CHRISTIAN DiLAURO, WR DEZ FITZPATRICK, LB JACK GIBBENS, S TYREE GILLESPIE, G HAYDEN HOWERTON, CB CHRIS JACKSON, S THEO JACKSON, WR MASON KINSEY, T JALEN McKENZIE, DT LARRELL MURCHISON, C/G XAVIER NEWMAN, TE THOMAS ODUKOYA, OLB SAM OKUAYINONU, DE JAYDEN PEEVY, WR REGGIE ROBERSON JR., G JORDAN ROOS, T ANDREW RUPCICH, CB TRE SWILLING, TE DAVID WELLS, QB LOGAN WOODSIDE, C/G WILLIE WRIGHT**

Waived injured – **TE TOMMY HUDSON**

Traded – a 2024 fifth-round pick to the Carolina Panthers for **OL DENNIS DALEY** and a 2024 seventh-round pick

### August 31

Signed to the practice squad – **OLB DAVID ANENIH, RB TRENTON CANNON, WR DEZ FITZPATRICK, CB CHRIS JACKSON, S THEO JACKSON, LB JOE JONES, WR MASON KINSEY, DT LARRELL MURCHISON, C/G XAVIER NEWMAN, TE THOMAS ODUKOYA, OLB SAM OKUAYINONU, DE JAYDEN PEEVY, WR REGGIE ROBERSON JR., G JORDAN ROOS, T ANDREW RUPCICH, TE DAVID WELLS and QB LOGAN WOODSIDE**

Placed on injured reserve – **WR RACEY McMATH**

Signed as free agent – **WR CODY HOLLISTER**

## 2022-2023 TITANS TRANSACTIONS

### September 1

Released from the practice squad – **WR REGGIE ROBERSON JR., TE DAVID WELLS**

Signed to the practice squad – **WR JOSH GORDON, TE KEVIN RADER**

### September 2

Placed on injured reserve – **OLB HAROLD LANDRY III**

Claimed – **OLB DERREK TUSZKA** off waivers from the Pittsburgh Steelers

### September 9

Placed on injured reserve – **LB CHANCE CAMPBELL, CB ELIJAH MOLDEN**

### September 10

Activated from the practice squad to the active roster standard elevation – **RB TRENTON CANNON, LB JOE JONES**

### September 12

Signed to the active roster from the practice squad – **RB TRENTON CANNON, LB JOE JONES**

Signed to the practice squad – **LB JACK GIBBENS**

### September 13

Placed on injured reserve – **DE Da'SHAWN HAND, S A.J. MOORE JR.**

Signed to the practice squad – **DB NATE BROOKS**

### September 15

Practice squad **OLB DAVID ANENIH** signed to the Pittsburgh Steelers active roster

Signed to the practice squad – **OLB GERRI GREEN**

### September 16

Signed to the active roster from the practice squad – **CB CHRIS JACKSON**

Signed to the practice squad – **OLB TAKK MCKINLEY**

### September 19

Activated from the practice squad to the active roster standard elevation – **WR JOSH GORDON**

### September 21

Placed on injured reserve – **RB TRENTON CANNON, CB CHRIS JACKSON**

Signed – **DB ANDREW ADAMS** from the Pittsburgh Steelers practice squad

Signed – **CB TERRANCE MITCHELL** from the New England Patriots practice squad

Practice squad **OLB TAKK MCKINLEY** signed to the Los Angeles Rams active roster

Signed to the practice squad – **T CHRISTIAN DILAURO**

### September 22

Placed on injured reserve – **OL JAMARCO JONES**

Signed to the active roster from the practice squad – **TE KEVIN RADER**

Signed to the practice squad – **OLB WYATT RAY**

### September 24

Placed on injured reserve – **T TAYLOR LEWAN**

Signed to the active roster from the practice squad – **OLB WYATT RAY**

Activated from the practice squad to the active roster standard elevation – **WR JOSH GORDON, G JORDAN ROOS**

### September 26

Waived – **OLB DERREK TUSZKA**

Signed – **DE MARIO EDWARDS JR.** from the Jacksonville Jaguars practice squad

### September 27

Signed – **T Le'RAVEN CLARK** from the Philadelphia Eagles practice squad

Released from the practice squad – **OLB GERRI GREEN**

Signed to the practice squad – **LB JOE SCHOBERT**

### September 28

Signed to the practice squad – **OLB GERRI GREEN**

### October 1

Waived – **RB JULIUS CHESTNUT**

Signed to the active roster from the practice squad – **G JORDAN ROOS**

Activated from the practice squad to the active roster standard elevation – **S THEO JACKSON, LB JOE SCHOBERT**

### October 3

Signed to the practice squad – **RB JULIUS CHESTNUT**

### October 4

Waived – **OLB WYATT RAY**

Signed to the active roster from the practice squad – **OLB SAM OKUAYINONU**

Released from the practice squad – **T CHRISTIAN DILAURO**

Signed to the practice squad – **CB SHYHEIM CARTER**

Waived from injured reserve – **TE TOMMY HUDSON**

### October 5

Designated to return to practice – **LB MONTY RICE**

### October 6

Signed to the practice squad – **OLB WYATT RAY**

### October 8

Placed on injured reserve – **WR TREYLON BURKS**

Activated from reserve/physically unable to perform – **LB MONTY RICE**

Activated from the practice squad to the active roster standard elevation – **WR DEZ FITZPATRICK, LB JOE SCHOBERT**

### October 11

Practice squad **S THEO JACKSON** signed to the Minnesota Vikings active roster

### October 17

Placed on injured reserve – **OLB OLA ADENIYI**

Released from the practice squad – **WR JOSH GORDON**

Signed to the practice squad – **WR C.J. BOARD**

### October 18

Signed – **DB JOSH THOMPSON** from the Jacksonville Jaguars' practice squad

Released from the practice squad – **DB NATE BROOKS**

Signed to the practice squad – **CB KYRON BROWN, S STEVEN PARKER**

### October 22

Activated from the practice squad to the active roster standard elevation – **WR MASON KINSEY, LB JOE SCHOBERT**

### October 24

Released from the practice squad – **OLB GERRI GREEN**

Signed to the practice squad – **T ERIC SMITH**

### October 25

Placed on injured reserve – **WR KYLE PHILIPS**

Signed – **WR CHRIS CONLEY** from the Kansas City Chiefs practice squad

### October 29

Activated from the practice squad to the active roster standard elevation – **DT LARRELL MURCHISON, QB LOGAN WOODSIDE**

### October 31

Waived - **DB UGO AMADI**

Released from the practice squad – **S STEVEN PARKER**

Signed to the practice squad – **TE ANTONY AUCLAIR**

### November 2

Designated to return to practice – **CB ELIJAH MOLDEN**

### November 5

Activated from the practice squad to the active roster standard elevation – **DT LARRELL MURCHISON, QB LOGAN WOODSIDE**

### November 9

Designated to return to practice – **WR TREYLON BURKS**

### November 12

Placed on injured reserve – **LB ZACH CUNNINGHAM, DB JOSH THOMPSON**

## 2022-2023 TITANS TRANSACTIONS

Activated from injured reserve to the active roster – **WR TREYLON BURKS, CB ELIJAH MOLDEN**

Activated from the practice squad to the active roster standard elevation – **WR C.J. BOARD, DT LARRELL MURCHISON**

### November 15

Placed on injured reserve – **CB CALEB FARLEY**

Signed to the active roster from the practice squad – **LB JOE SCHOBERT, DT LARRELL MURCHISON**

Released from the practice squad – **CB SHYHEIM CARTER, T ERIC SMITH**

Signed to the practice squad – **CB DAVONTAE HARRIS, K JOSH LAMBO, CB GREG MABIN, LB ANDRE SMITH**

### November 16

Waived – **WR CHRIS CONLEY**

Signed to the active roster from the practice squad – **K JOSH LAMBO**

### November 17

Placed on injured reserve – **DB LONNIE JOHNSON JR.**

Signed to the active roster from the practice squad – **WR C.J. BOARD**

Activated from the practice squad to the active roster standard elevation – **CB DAVONTAE HARRIS, CB GREG MABIN**

### November 21

Waived – **K JOSH LAMBO**

Released from the practice squad – **TE ANTONY AUCLAIR**

Signed to the practice squad – **WR CHRIS CONLEY, T ERIC SMITH**

### November 22

Designated to return to practice – **K CALEB SHUDAK**

### November 26

Activated from reserve/physically unable to perform to the active roster – **K CALEB SHUDAK**

Activated from the practice squad to the active roster standard elevation – **CB GREG MABIN, LB ANDRE SMITH**

### November 29

Signed to the practice squad – **WR REGGIE ROBERSON JR.**

### November 30

Designated to return to practice – **OLB OLA ADENIYI**

### December 3

Waived – **K CALEB SHUDAK**

Activated from injured reserve to the active roster – **OLB OLA ADENIYI**

Activated from the practice squad to the active roster standard elevation – **RB JULIUS CHESTNUT, CB DAVONTAE HARRIS**

### December 5

Placed on injured reserve – **WR CODY HOLLISTER**

Signed as free agent – **OLB TARELL BASHAM**

### December 6

Relieved of his duties – **EXECUTIVE VICE PRESIDENT/GENERAL MANAGER JON ROBINSON**

Waived – **FB TORY CARTER, OLB SAM OKUAYINONU**

Released from the practice squad – **OLB WYATT RAY, T ERIC SMITH**

Signed to the practice squad – **K CALEB SHUDAK**

### December 7

Placed on injured reserve – **CB ELIJAH MOLDEN**

Signed – **CB JOHN REID** from the Atlanta Falcons practice squad

Designated to return to practice – **WR RACEY McMATH, DB JOSH THOMPSON**

### December 8

Signed to the practice squad – **OLB SAM OKUAYINONU**

### December 10

Waived – **DT LARRELL MURCHISON, G JORDAN ROOS**

Placed on injured reserve – **LB DAVID LONG JR.**

Signed to the active roster from the practice squad – **WR CHRIS CONLEY, LB JACK GIBBENS, CB GREG MABIN**

Activated from injured reserve to the active roster – **WR RACEY**

### **McMATH, DB JOSH THOMPSON**

Activated from the practice squad to the active roster standard elevation – **RB JULIUS CHESTNUT, CB DAVONTAE HARRIS**

Practice squad **QB LOGAN WOODSIDE** signed to the Atlanta Falcons active roster

### December 12

Waived – **OLB OLA ADENIYI, LB JOE SCHOBERT**

### December 13

Signed to the practice squad – **QB KEVIN HOGAN, OLB ZACH McCLOUD, G JORDAN ROOS**

### December 14

Designated to return to practice – **LB ZACH CUNNINGHAM**

Signed to the practice squad – **RB JONATHAN WARD**

### December 15

Designated to return to practice – **DB LONNIE JOHNSON JR.**

### December 17

Placed on injured reserve – **WR C.J. BOARD, RB DONTRELL HILLIARD**

Signed to the active roster from the practice squad – **RB JULIUS CHESTNUT, CB DAVONTAE HARRIS, G JORDAN ROOS**

Activated from injured reserve to the active roster – **DB LONNIE JOHNSON JR.**

Activated from the practice squad to the active roster standard elevation – **WR MASON KINSEY, LB ANDRE SMITH**

### December 20

Signed to the practice squad – **C BEAU BENZSCHAWEL, C DANIEL MUNYER**

### December 21

Placed on injured reserve – **OL DILLON RADUNZ**

Signed – **QB JOSHUA DOBBS** from the Detroit Lions practice squad

Signed to the practice squad – **OL ZACK JOHNSON**

### December 22

Placed on injured reserve – **C BEN JONES, CB TERRANCE MITCHELL**

Signed to the active roster from the practice squad – **C DANIEL MUNYER**

### December 23

Placed on injured reserve – **G NATE DAVIS**

Signed to the active roster from the practice squad – **C/G XAVIER NEWMAN**

Activated from injured reserve to the active roster – **LB ZACH CUNNINGHAM**

Activated from the practice squad to the active roster standard elevation – **LB ANDRE SMITH, RB JONATHAN WARD**

### December 26

Signed to the practice squad – **G DANNY ISIDORA**

### December 29

Placed on injured reserve – **LB ZACH CUNNINGHAM, OLB BUD DUPREE, QB RYAN TANNEHILL**

Signed to the active roster from the practice squad – **OLB SAM OKUAYINONU, LB ANDRE SMITH, RB JONATHAN WARD**

Activated from the practice squad to the active roster standard elevation – **OL ZACK JOHNSON, DT JAYDEN PEEVY**

### December 30

Waived – **OLB SAM OKUAYINONU, CB JOHN REID**

## 2023

### January 2

Placed on injured reserve – **DB ANDREW ADAMS**

Signed – **S MIKE BROWN** from the Cleveland Browns practice squad

Signed to the practice squad – **DB NATE MEADORS**

### January 3

Signed to the practice squad – **DT CURTIS BROOKS, CB SHYHEIM CARTER, OLB SAM OKUAYINONU**

### January 9

## 2022-2023 TITANS TRANSACTIONS

Relieved of their duties – offensive line coach **KEITH CARTER**, offensive coordinator **TODD DOWNING**, offensive skills assistant **ERIK FRAZIER** and secondary coach **ANTHONY MIDGET**

### January 10

Signed to future contracts – **DT CURTIS BROOKS**, **CB SHYHEIM CARTER**, **OL ZACK JOHNSON**, **WR MASON KINSEY**, **OLB ZACH McCLOUD**, **TE THOMAS ODUKOYA**, **OLB SAM OKUAYINONU**, **DT JAYDEN PEEVY**, **WR REGGIE ROBERSON JR.**, **T ANDREW RUPCICH**, **K CALEB SHUDAK**

### January 12

Signed to a future contract – **TE JUSTIN RIGG**

### January 17

Signed to a future contract – **T JOHN LEGLUE**

### January 18

Hired – **RAN CARTON** as the franchise's 14th general manager

### January 23

Signed to a future contract – **NT TYLER SHELVIN**

### February 7

Elevated to offensive coordinator – **TIM KELLY**

Elevated to offensive line coach – **JASON HOUGHTALING**

Hired as passing game coordinator/quarterbacks coach – **CHARLES LONDON**

Hired as defensive pass game coordinator/cornerbacks coach – **CHRIS HARRIS**

Hired as defensive quality control coach – **JUSTIN HAMILTON**

Hired as defensive quality control coach – **LORI LOCUST**

Moved to tight ends coach – **TONY DEWS**

Moved to pass game analyst – **PAT O'HARA**

Moved to run game analyst – **LUKE STECKEL**

### February 21

Elevated to assistant director of sports performance – **BRIAN BELL**

Elevated to assistant head coach - defense/defensive line coach – **TERRELL WILLIAMS**

Elevated to director of football administration – **JOHN STREICHER**

Hired as run game coordinator/running backs coach – **JUSTIN OUTTEN**

### February 22

Terminated vested veterans – **K RANDY BULLOCK**, **WR ROBERT WOODS**

Terminated vested veterans failed physical – **LB ZACH CUNNINGHAM**, **T TAYLOR LEWAN**

### March 10

Terminated vested veteran failed physical – **C BEN JONES**

### March 16

Terminated vested veteran – **OLB BUD DUPREE**

Signed as exclusive rights free agent – **DT NAQUAN JONES**

Signed as free agent – **WR NICK WESTBROOK-IKHINE**

### March 20

Signed as unrestricted free agents – **LB AZEEZ AL-SHAIR**, **OL DANIEL BRUNSKILL**, **T ANDRE DILLARD**, **LB LUKE GIFFORD**, **OLB ARDEN KEY**

### March 21

Signed as unrestricted free agent – **CB SEAN MURPHY-BUNTING**

Hired as offensive line assistant – **MATT JONES**

Hired as special teams assistant – **ANTHONY LEVINE**

Hired as special teams assistant – **TOM QUINN**

### March 31

Signed as unrestricted free agents – **C/G COREY LEVIN**, **TE TREVON WESCO**

### April 4

Signed as restricted free agent – **G/C AARON BREWER**

### April 17

Signed as unrestricted free agent – **LB BEN NIEMANN**

### April 19

Signed as unrestricted free agent – **WR CHRIS MOORE**

### April 27

Drafted - **OL PETER SKORONSKI** (first round, 11th overall)

### April 28

Traded - a 2023 second-round pick (41st overall), a 2023 third-round pick (72<sup>nd</sup> overall) and a 2024 third-round pick to the Arizona Cardinals for their 2023 second-round pick (33rd overall) and their 2023 third-round pick (81st overall)

Drafted – **QB WILL LEVIS** (second round, 33rd overall), **RB TYJAE SPEARS** (third round, 81st overall)

### April 29

Drafted – **TE JOSH WHYLE** (fifth round, 147th overall), **OL JAELYN DUNCAN** (sixth round, 186th overall), **WR COLTON DOWELL** (seventh round, 228th overall)

### May 12

Signed - fifth-round choice **TE JOSH WHYLE**, sixth-round choice **OL JAELYN DUNCAN** and seventh-round choice **WR COLTON DOWELL**  
Signed undrafted free agents – **DT SHAKEL BROWN**, **WR JACOB COPELAND**, **WR TRE'SHAUN HARRISON**, **S MATTHEW HARRISON**, **CB STEVEN JONES JR.**, **S TYREQUE JONES**, **CB ANTHONY KENDALL**, **RB CHUCK McCLELLAND**, **DE TK McLENDON JR.**, **OLB CALEB MURPHY**, **T JOHN OJUKWU**, **LB OTIS REESE IV**, **OLB THOMAS RUSH** and **K TREY WOLFF**

### May 15

Signed free agents – **DB ALONZO DAVIS**, **C JAMES EMPEY**, **DB ERIC GARROR**, **WR GAVIN HOLMES**, **WR KEARIS JACKSON** and **DB ARMANI MARSH**

### May 18

Signed as free agent – **TE ALIZÉ MACK**

### May 25

Signed - third-round choice **RB TYJAE SPEARS**

### May 30

Signed - first-round choice **OL PETER SKORONSKI**

Signed as free agent – **DT JALEEL JOHNSON**

### June 5

Signed as restricted free agent – **NT TEAIR TART**

### July 20

Waived – **RB CHUCK McCLELLAND**

### July 23

Signed – second-round choice **QB WILL LEVIS**

Declared physically unable to perform – **CB CALEB FARLEY**, **OL DILLON RADUNZ**

Declared non-football illness – **DB JOSH THOMPSON**

### July 24

Signed as free agent – **WR DeANDRE HOPKINS**



## TENNESSEE TITANS 2022 REGULAR SEASON PARTICIPATION CHART

Player	9/11	9/19	9/25	10/2	10/9	10/23	10/30	11/6	11/13	11/17	11/27	12/4	12/11	12/18	12/24	12/29	1/7	Season Totals			
	NYG	@Buf	LV	@Ind	@Was	Ind	@Hou	@KC	Den	@GB	Cin	@Phi	Jax	@LAC	Hou	Dal	@Jax	GP	GS	DNP	IA
Adams, Andrew	X	X	IA	DB	P	DB	P	S	S	S	S	S	S	S	S	S	IR	13	11	0	1
Adeniyi, Ola	OLB	P	IA	IA	IA	IR	IR	IR	IR	IR	IR	P	IA	X	X	X	X	3	1	0	4
Amadi, Ugo	P	P	IA	IA	IA	IA	IA	X	X	X	X	X	X	X	X	X	X	2	0	0	5
Anenih, David	PS	X	X	X	X	X	X	X	X	X	X	X	X	X	X	X	X	0	0	0	0
Auclair, Antony	X	X	X	X	X	X	X	PS	PS	PS	X	X	X	X	X	X	X	0	0	0	0
Autry, Denico	P	P	P	OLB	OLB	OLB	P	OLB	OLB	OLB	IA	IA	IA	IA	OLB	IA	OLB	12	8	0	5
Avery, Tre	P	CB	P	P	DNP	P	P	P	P	P	P	P	IA	IA	CB	CB	P	14	3	1	2
Basham, Tarell	X	X	X	X	X	X	X	X	X	X	X	X	P	P	P	P	P	5	0	0	0
Board, C.J.	X	X	X	X	X	PS	PS	PS	P	P	P	P	IA	IR	IR	IR	IR	4	0	0	1
Brewer, Aaron	LG	LG	LG	LG	LG	LG	LG	LG	LG	C	C	LG	LG	LG	LG	LG	LG	17	17	0	0
Brooks, Curtis	X	X	X	X	X	X	X	X	X	X	X	X	X	X	X	X	PS	0	0	0	0
Brooks, Nate	X	PS	PS	PS	PS	X	X	X	X	X	X	X	X	X	X	X	X	0	0	0	0
Brown, Kyron	X	X	X	X	X	PS	PS	PS	PS	PS	PS	PS	PS	PS	PS	PS	PS	0	0	0	0
Brown, Mike	X	X	X	X	X	X	X	X	X	X	X	X	X	X	X	X	IA	0	0	0	1
Bullock, Randy	P	P	P	P	P	P	P	P	P	IA	IA	P	P	P	P	P	P	15	0	0	2
Burks, Treyton	P	WR	P	WR	IR	IR	IR	IR	P	WR	P	WR	IA	IA	P	WR	WR	11	6	0	2
Byard, Kevin	S	S	S	S	S	S	S	S	S	S	S	S	S	S	S	S	S	17	17	0	0
Campbell, Chance	IR	IR	IR	IR	IR	IR	IR	IR	IR	IR	IR	IR	IR	IR	IR	IR	IR	0	0	0	0
Cannon, Trenton	P	P	IR	IR	IR	IR	IR	IR	IR	IR	IR	IR	IR	IR	IR	IR	IR	2	0	0	0
Carter, Shyheim	X	X	X	X	PS	PS	PS	PS	PS	X	X	X	X	X	X	X	PS	0	0	0	0
Carter, Tory	FB	P	FB	FB	P	IA	IA	IA	P	P	P	P	X	X	X	X	X	9	3	0	3
Chestnut, Julius	IA	IA	IA	X	PS	PS	PS	PS	PS	PS	PS	P	P	P	P	P	P	6	0	0	3
Clark, Le'Raven	X	X	X	IA	P	P	P	P	P	P	P	P	TE	P	P	RT	P	13	2	0	1
Cole, Dylan	P	P	P	LB	LB	LB	LB	P	P	P	LB	LB	LB	LB	IA	IA	P	15	8	0	2
Conley, Chris	X	X	X	X	X	X	P	P	IA	X	PS	PS	P	P	WR	P	P	7	1	0	1
Cox, Morgan	P	P	P	P	P	P	P	P	P	P	P	P	P	P	P	P	P	17	0	0	0
Cunningham, Zach	ILB	ILB	ILB	IA	IA	IA	ILB	ILB	IR	IR	IR	IR	IR	IR	ILB	IR	IR	6	6	0	3
Daley, Dennis	P	P	LT	LT	LT	LT	LT	LT	LT	LT	LT	LT	LT	LT	LT	LT	LT	17	15	0	0
Davis, Nate	RG	RG	RG	RG	IA	IA	RG	RG	RG	RG	RG	RG	RG	RG	IR	IR	IR	12	12	0	2
DiLauro, Christian	X	X	PS	PS	X	X	X	X	X	X	X	X	X	X	X	X	X	0	0	0	0
Dobbs, Joshua	X	X	X	X	X	X	X	X	X	X	X	X	X	X	DNP	QB	QB	2	2	1	0
Dupree, Bud	OLB	OLB	IA	OLB	IA	OLB	OLB	OLB	IA	IA	OLB	OLB	OLB	OLB	OLB	IR	IR	11	11	0	4
Edwards Jr., Mario	X	X	X	P	P	P	P	P	DE	P	DE	DE	DE	DE	IA	DE	DE	13	7	0	1
Farley, Caleb	P	CB	P	P	P	P	P	P	P	IR	IR	IR	IR	IR	IR	IR	IR	9	1	0	0
Fitzpatrick, Dez	PS	PS	PS	PS	P	PS	PS	PS	PS	PS	PS	PS	PS	PS	PS	PS	PS	1	0	0	0
Fulton, Kristian	CB	IA	CB	CB	CB	CB	CB	CB	IA	CB	CB	CB	IA	IA	IA	IA	CB	11	11	0	6
Gibbins, Jack	X	PS	PS	PS	PS	PS	PS	PS	PS	PS	PS	PS	P	P	P	LB	LB	5	2	0	0
Gordon, Josh	PS	P	P	PS	PS	X	X	X	X	X	X	X	X	X	X	X	X	2	0	0	0
Green, Gerri	X	PS	PS	PS	PS	PS	X	X	X	X	X	X	X	X	X	X	X	0	0	0	0
Hand, Da'Shawn	P	IR	IR	IR	IR	IR	IR	IR	IR	IR	IR	IR	IR	IR	IR	IR	IR	1	0	0	0
Harris, Davontae	X	X	X	X	X	X	X	X	X	P	PS	P	P	P	P	P	IA	6	0	0	1
Haskins, Hassan	P	P	P	P	P	P	P	P	P	P	P	IA	IA	P	P	RB	P	15	1	0	2
Henry, Derrick	RB	RB	RB	RB	RB	RB	RB	RB	RB	RB	RB	RB	RB	RB	RB	IA	RB	16	16	0	1
Hilliard, Dontrell	P	IA	P	P	P	RB	P	P	P	P	P	P	P	IR	IR	IR	IR	12	1	0	1
Hogan, Kevin	X	X	X	X	X	X	X	X	X	X	X	X	X	PS	PS	PS	PS	0	0	0	0
Hollister, Cody	P	P	P	P	WR	P	WR	WR	P	P	P	IA	IR	IR	IR	IR	IR	11	3	0	1
Hooker, Amani	S	S	S	IA	IA	S	S	IA	IA	IA	S	S	DB	IA	IA	IA	DB	9	9	0	8
Hooper, Austin	P	P	P	P	P	P	P	TE	P	P	P	TE	P	P	P	P	P	17	2	0	0
Hudson, Tommy	IR	IR	IR	IR	X	X	X	X	X	X	X	X	X	X	X	X	X	0	0	0	0
Isidora, Danny	X	X	X	X	X	X	X	X	X	X	X	X	X	X	X	PS	PS	0	0	0	0
Jackson, Chris	PS	P	IR	IR	IR	IR	IR	IR	IR	IR	IR	IR	IR	IR	IR	IR	IR	1	0	0	0
Jackson, Theo	PS	PS	PS	IA	X	X	X	X	X	X	X	X	X	X	X	X	X	0	0	0	1
Johnson Jr., Lonnie	IA	P	P	P	P	P	P	P	P	IR	IR	IR	IR	P	P	P	P	12	0	0	1
Johnson, Zack	X	X	X	X	X	X	X	X	X	X	X	X	X	X	PS	P	PS	1	0	0	0
Jones, Ben	C	C	C	C	C	C	C	C	C	IA	IA	C	C	C	IR	IR	IR	12	12	0	2
Jones, Jamarco	IA	IA	IR	IR	IR	IR	IR	IR	IR	IR	IR	IR	IR	IR	IR	IR	IR	0	0	0	2
Jones, Joe	P	P	P	P	IA	IA	P	P	P	P	P	P	P	P	P	P	P	15	0	0	2
Jones, Naquan	IA	P	P	P	P	P	IA	P	P	IA	IA	IA	P	NT	P	P	IA	11	1	0	6
Kalu, Joshua	P	P	P	P	S	P	IA	DB	P	P	P	P	P	P	DB	DB	DB	16	5	0	1
Kinsey, Mason	PS	PS	PS	PS	PS	P	PS	PS	PS	PS	PS	PS	PS	P	PS	PS	PS	2	0	0	0

## TENNESSEE TITANS 2022 REGULAR SEASON PARTICIPATION CHART

Player	9/11	9/19	9/25	10/2	10/9	10/23	10/30	11/6	11/13	11/17	11/27	12/4	12/11	12/18	12/24	12/29	1/7	Season Totals			
	NYG	@Buf	LV	@Ind	@Was	Ind	@Hou	@KC	Den	@GB	Cin	@Phi	Jax	@LAC	Hou	Dal	@Jax	GP	GS	DNP	IA
Lambo, Josh	X	X	X	X	X	X	X	X	X	P	X	X	X	X	X	X	X	1	0	0	0
Landry III, Harold	IR	IR	IR	IR	IR	IR	IR	IR	IR	IR	IR	IR	IR	IR	IR	IR	IR	0	0	0	0
Levin, Corey	P	P	P	P	P	P	P	P	P	P	P	P	P	P	C	C	C	17	3	0	0
Lewan, Taylor	LT	LT	IR	IR	IR	IR	IR	IR	IR	IR	IR	IR	IR	IR	IR	IR	IR	2	2	0	0
Long Jr., David	ILB	ILB	ILB	ILB	ILB	ILB	ILB	ILB	ILB	ILB	ILB	ILB	IR	IR	IR	IR	IR	12	12	0	0
Mabin, Greg	X	X	X	X	X	X	X	X	X	P	P	PS	P	P	P	P	DNP	6	0	1	0
McCloud, Zach	X	X	X	X	X	X	X	X	X	X	X	X	X	PS	PS	PS	PS	0	0	0	0
McCreary, Roger	CB	CB	CB	CB	CB	CB	CB	CB	CB	CB	CB	CB	CB	CB	CB	CB	CB	17	17	0	0
McKinley, Takk	X	PS	X	X	X	X	X	X	X	X	X	X	X	X	X	X	X	0	0	0	0
McMath, Racey	IR	IR	IR	IR	IR	IR	IR	IR	IR	IR	IR	IR	P	P	P	P	P	5	0	0	0
Meadors, Nate	X	X	X	X	X	X	X	X	X	X	X	X	X	X	X	X	PS	0	0	0	0
Mitchell, Terrance	X	X	P	CB	CB	P	P	P	CB	P	IA	P	CB	CB	IR	IR	IR	11	5	0	1
Molden, Elijah	IR	IR	IR	IR	IR	IR	IR	IR	CB	IA	P	IA	IR	IR	IR	IR	IR	2	1	0	2
Moore Jr., A.J.	P	IR	IR	IR	IR	IR	IR	IR	IR	IR	IR	IR	IR	IR	IR	IR	IR	1	0	0	0
Munyer, Daniel	X	X	X	X	X	X	X	X	X	X	X	X	X	X	P	DNP	P	2	0	1	0
Murchison, Larrell	PS	PS	PS	PS	PS	PS	P	P	P	P	IA	P	X	X	X	X	X	5	0	0	1
Newman, Xavier	PS	PS	PS	PS	PS	PS	PS	PS	PS	PS	PS	PS	PS	PS	DNP	P	DNP	1	0	2	0
Odukoya, Thomas	PS	PS	PS	PS	PS	PS	PS	PS	PS	PS	PS	PS	PS	PS	PS	PS	PS	0	0	0	0
Okonkwo, Chig	P	P	P	TE	P	TE	P	TE	TE	TE	P	P	P	TE	P	TE	TE	17	8	0	0
Okuyinonu, Sam	PS	PS	PS	PS	P	IA	P	IA	P	P	P	IA	PS	PS	PS	P	PS	6	0	0	3
Parker, Steven	X	X	X	X	X	PS	PS	X	X	X	X	X	X	X	X	X	X	0	0	0	0
Peevy, Jayden	PS	PS	PS	PS	PS	PS	PS	PS	PS	PS	PS	PS	PS	PS	PS	P	PS	1	0	0	0
Petit-Frere, Nicholas	RT	RT	RT	RT	RT	RT	RT	RT	RT	RT	RT	RT	RT	RT	RT	IA	RT	16	16	0	1
Philips, Kyle	P	P	IA	P	P	IA	IR	IR	IR	IA	IR	IR	IR	IR	IR	IR	IR	4	0	0	2
Rader, Kevin	PS	PS	P	P	P	P	P	P	P	IA	TE	P	TE	P	P	P	P	14	2	0	1
Radunz, Dillon	P	P	DNP	P	RG	RG	P	P	DNP	LG	LG	P	DNP	P	IR	IR	IR	11	4	3	0
Ray, Wyatt	X	X	P	IA	PS	PS	PS	PS	PS	PS	PS	PS	X	X	X	X	X	1	0	0	1
Reid, John	X	X	X	X	X	X	X	X	X	X	X	X	P	DB	IA	P	X	3	1	0	1
Rice, Monty	PUP	PUP	PUP	PUP	P	P	P	P	ILB	ILB	P	P	ILB	ILB	ILB	LB	P	13	6	0	0
Roberson Jr., Reggie	X	X	X	X	X	X	X	X	X	X	X	PS	PS	PS	PS	PS	PS	0	0	0	0
Roos, Jordan	PS	PS	P	P	P	P	IA	IA	IA	DNP	DNP	IA	X	IA	RG	RG	RG	7	3	2	5
Rupcich, Andrew	PS	PS	PS	PS	PS	PS	PS	PS	PS	PS	PS	PS	PS	PS	PS	PS	PS	0	0	0	0
Schobert, Joe	X	X	X	P	P	P	PS	PS	PS	OLB	IA	P	P	X	X	X	X	6	1	0	1
Shudak, Caleb	PUP	PUP	PUP	PUP	PUP	PUP	PUP	PUP	PUP	PUP	P	X	PS	PS	PS	PS	PS	1	0	0	0
Simmons, Jeffery	DT	DT	DT	DT	DT	DT	DT	DT	IA	DT	DT	DT	DT	DT	DT	IA	DT	15	15	0	2
Smith, Andre	X	X	X	X	X	X	X	X	X	PS	P	PS	PS	P	P	P	P	5	0	0	0
Smith, Eric	X	X	X	X	X	X	PS	PS	PS	X	PS	PS	X	X	X	X	X	0	0	0	0
Stonehouse, Ryan	P	P	P	P	P	P	P	P	P	P	P	P	P	P	P	P	P	17	0	0	0
Strong, Kevin	P	P	P	P	P	P	P	IA	DE	P	P	P	P	P	P	P	P	16	1	0	1
Swaim, Geoff	TE	TE	TE	TE	TE	P	TE	TE	TE	P	TE	TE	P	TE	TE	P	TE	17	13	0	0
Tannehill, Ryan	QB	QB	QB	QB	QB	QB	IA	IA	QB	QB	QB	QB	QB	QB	IA	IR	IR	12	12	0	3
Tart, Teair	NT	NT	NT	NT	NT	NT	NT	NT	NT	NT	NT	NT	NT	IA	NT	NT	NT	16	16	0	1
Thompson, Josh	X	X	X	X	X	P	P	P	IR	IR	IR	IR	P	P	IA	IA	P	6	0	0	2
Tuszka, Derrek	IA	IA	OLB	X	X	X	X	X	X	X	X	X	X	X	X	X	X	1	1	0	2
Walker, DeMarcus	DE	DE	DE	P	P	P	DE	P	P	DE	P	P	P	P	P	DT	P	17	6	0	0
Ward, Jonathan	X	X	X	X	X	X	X	X	X	X	X	X	X	PS	P	P	P	3	0	0	0
Weaver, Rashad	P	P	OLB	P	OLB	P	IA	P	P	P	P	P	P	P	P	OLB	OLB	16	4	0	1
Westbrook-Ikhine, Nick	WR	WR	WR	P	WR	WR	WR	P	WR	WR	WR	P	WR	WR	WR	WR	P	17	13	0	0
Willis, Malik	DNP	P	DNP	DNP	DNP	P	QB	QB	P	DNP	DNP	P	DNP	P	QB	DNP	DNP	8	3	9	0
Woods, Robert	WR	WR	WR	P	WR	WR	WR	P	WR	WR	WR	WR	WR	WR	WR	WR	WR	17	15	0	0
Woodside, Logan	PS	PS	PS	PS	PS	PS	DNP	DNP	PS	PS	PS	PS	X	X	X	X	X	0	0	2	0

Starters indicated by position (QB, RB, ILB, etc.); P = played but did not start; DNP = active but did not play; IA = inactive for game; PS = practice squad; PS-I = practice squad injured; P/SUS = practice squad/suspended; X = not on roster; IR = injured reserve; SUS = reserve/suspended; NFI = non-football illness; PUP = physically unable to perform

# 2022 TENNESSEE TITANS REGULAR SEASON STATISTICS

**Won 7, Lost 10**

Date	W-L	Score	OT	Opponent	Attendance
09/11	L	20-21		N.Y. Giants	67,805
09/19	L	7-41		at Buffalo	70,683
09/25	W	24-22		Las Vegas	68,649
10/02	W	24-17		at Indianapolis	65,781
10/09	W	21-17		at Washington	51,836
10/23	W	19-10		Indianapolis	69,459
10/30	W	17-10		at Houston	68,467
11/06	L	17-20	OT	at Kansas City	73,475
11/13	W	17-10		Denver	69,240
11/17	W	27-17		at Green Bay	77,506
11/27	L	16-20		Cincinnati	69,441
12/04	L	10-35		at Philadelphia	69,879
12/11	L	22-36		Jacksonville	68,409
12/18	L	14-17		at L.A. Chargers	70,240
12/24	L	14-19		Houston	66,634
12/29	L	13-27		Dallas	69,292
01/07	L	16-20		at Jacksonville	70,050

Statistic	Tenn.	Opp.
<b>Total First Downs</b>	<b>277</b>	<b>339</b>
Rushing	104	93
Passing	153	215
Penalty	20	31
3rd Down: Made/Att	80/219	77/225
3rd Down Pct.	36.5	34.2
4th Down: Made/Att	9/17	19/26
4th Down Pct.	52.9	73.1
<b>Possession Avg.</b>	<b>29:16</b>	<b>30:44</b>
<b>Total Net Yards</b>	<b>5045</b>	<b>5978</b>
Avg. Per Game	296.8	351.6
Total Plays	992	1100
Avg. Per Play	5.1	5.4
<b>Net Yards Rushing</b>	<b>2131</b>	<b>1307</b>
Avg. Per Game	125.4	76.9
Total Rushes	487	390
<b>Net Yards Passing</b>	<b>2914</b>	<b>4671</b>
Avg. Per Game	171.4	274.8
Sacked/Yards Lost	49/313	39/264
Gross Yards	3227	4935
Att./Completions	456/285	671/439
Completion Pct.	62.5	65.4
Had Intercepted	11	14
<b>Punts/Average</b>	<b>90/53.1</b>	<b>84/45.1</b>
Net Punting Avg.	90/44.0	84/40.5
<b>Penalties/Yards</b>	<b>111/956</b>	<b>115/836</b>
<b>Fumbles/Ball Lost</b>	<b>23/12</b>	<b>19/6</b>
<b>Touchdowns</b>	<b>34</b>	<b>41</b>
Rushing	16	9
Passing	16	29
Returns	2	3

Score By Periods	Q1	Q2	Q3	Q4	OT	PTS
<b>Team</b>	<b>83</b>	<b>121</b>	<b>57</b>	<b>37</b>	<b>0</b>	<b>298</b>
<b>Opponents</b>	<b>57</b>	<b>103</b>	<b>105</b>	<b>91</b>	<b>3</b>	<b>359</b>

Scoring	TD	Rush	Rec	Ret	K-PAT	FG	S	PTS
Bullock	0	0	0	0	28/28	17/20	0	79
Henry	13	13	0	0			0	78
Hilliard	4	0	4	0			0	24
Okonkwo	3	0	3	0			0	20
Westbrook-Ikhine	3	0	3	0			0	18
Burks	2	0	1	1b			0	12
Hooper	2	0	2	0			0	12
Tannehill	2	2	0	0			0	12
Woods	2	0	2	0			0	12
Shudak	0	0	0	0	1/1	3/4	0	10
Adams	1	0	0	1a			0	6
Swaim	1	0	1	0			0	6
Willis	1	1	0	0			0	6
Lambo	0	0	0	0	3/4	0/0	0	3
<b>Team</b>	<b>34</b>	<b>16</b>	<b>16</b>	<b>2</b>	<b>32/33</b>	<b>20/24</b>	<b>0</b>	<b>298</b>
<b>Opponents</b>	<b>41</b>	<b>9</b>	<b>29</b>	<b>3</b>	<b>32/34</b>	<b>25/27</b>	<b>0</b>	<b>359</b>

a - 76-yd interception return vs. Ind (10/23); b - fumble recovery in end zone vs. Cin (11/27)

**2-Pt Conv:** Okonkwo, TM 1-1, OPP 3-7

**Sacks:** Autry 8, Simmons 7.5, Walker 7, Weaver 5.5, Dupree 4, Edwards 3, Tart 1.5, Cole 1, N. Jones 1, Okuyinonu 0.5, **TM 39, OPP 49**

**FUM/Lost:** Henry 6/3, Dobbs 4/2, Tannehill 3/2, Willis 3/2, Philips 2/2, Board 1/0, Hooker 1/0, Kinsey 1/0, Thompson 1/0, Woods 1/1

Passing	Att	Cmp	Yds	Cmp%	Yds/Att	TD	TD%	Int	Int%	Long	Sack/Lost	Rating
Tannehill	325	212	2536	65.2	7.80	13	4.0	6	1.8	69	33/238	94.6
Dobbs	68	40	411	58.8	6.04	2	2.9	2	2.9	39	6/26	73.8
Willis	61	31	276	50.8	4.52	0	0.0	3	4.9	48	10/49	42.8
Henry	2	2	4	100.0	2.00	1	50.0	0	0.0	3t	0/0	118.8
<b>Team</b>	<b>456</b>	<b>285</b>	<b>3227</b>	<b>62.5</b>	<b>7.08</b>	<b>16</b>	<b>3.5</b>	<b>11</b>	<b>2.4</b>	<b>69</b>	<b>49/313</b>	<b>85.3</b>
<b>Opponents</b>	<b>671</b>	<b>439</b>	<b>4935</b>	<b>65.4</b>	<b>7.35</b>	<b>29</b>	<b>4.3</b>	<b>14</b>	<b>2.1</b>	<b>75t</b>	<b>39/264</b>	<b>93.0</b>

Rushing	No.	Yds	Avg	Long	TD
Henry	349	1538	4.4	56	13
Hilliard	22	145	6.6	30	0
Willis	27	123	4.6	17	1
Tannehill	34	98	2.9	17	2
Haskins	25	93	3.7	12	0
Burks	4	47	11.8	20	0
Dobbs	8	44	5.5	11	0
Ward	5	25	5.0	12	0
Chestnut	9	12	1.3	5	0
McMath	1	4	4.0	4	0
Okonkwo	3	2	0.7	6	0
<b>Team</b>	<b>487</b>	<b>2131</b>	<b>4.4</b>	<b>56</b>	<b>16</b>
<b>Opponents</b>	<b>390</b>	<b>1307</b>	<b>3.4</b>	<b>68</b>	<b>9</b>

Receiving	No.	Yds	Avg	Long	TD
Woods	53	527	9.9	41	2
Hooper	41	444	10.8	24	2
Burks	33	444	13.5	51	1
Henry	33	398	12.1	69	0
Okonkwo	32	450	14.1	48	3
Westbrook-Ikhine	25	397	15.9	63t	3
Hilliard	21	177	8.4	31	4
Swaim	12	58	4.8	13	1
Haskins	11	57	5.2	10	0
Philips	8	78	9.8	21	0
Conley	4	46	11.5	27	0
Hollister	3	54	18.0	27	0
Chestnut	3	41	13.7	33	0
McMath	2	40	20.0	39	0
Ward	2	7	3.5	4	0
Board	1	6	6.0	6	0
Kinsey	1	3	3.0	3	0
<b>Team</b>	<b>285</b>	<b>3227</b>	<b>11.3</b>	<b>69</b>	<b>16</b>
<b>Opponents</b>	<b>439</b>	<b>4935</b>	<b>11.2</b>	<b>75t</b>	<b>29</b>

Interceptions	No.	Yds	Avg	Long	TD
Byard	4	57	14.3	28	0
Long	2	4	2.0	4	0
Adams	1	76	76.0	76t	1
Gibbens	1	7	7.0	7	0
McCreary	1	4	4.0	4	0
Mitchell	1	1	1.0	1	0
Fulton	1	0	0.0	0	0
Hooker	1	0	0.0	0	0
Kalu	1	0	0.0	0	0
Tart	1	0	0.0	0	0
<b>Team</b>	<b>14</b>	<b>149</b>	<b>10.6</b>	<b>76t</b>	<b>1</b>
<b>Opponents</b>	<b>11</b>	<b>179</b>	<b>16.3</b>	<b>43t</b>	<b>1</b>

Punting	No.	Yds	Avg	Net	TB	In	Lg	B
Stonehouse	90	4779	53.1	44.0	9	30	74	0
<b>Team</b>	<b>90</b>	<b>4779</b>	<b>53.1</b>	<b>44.0</b>	<b>9</b>	<b>30</b>	<b>74</b>	<b>0</b>
<b>Opponents</b>	<b>84</b>	<b>3789</b>	<b>45.1</b>	<b>40.5</b>	<b>4</b>	<b>32</b>	<b>69</b>	<b>0</b>

Punt Returns	Ret	FC	Yds	Avg	Long	TD
Board	14	5	147	10.5	19	0
Woods	11	14	90	8.2	21	0
Philips	5	2	62	12.4	46	0
Hilliard	2	0	4	2.0	4	0
Kinsey	2	3	0	0.0	0	0
Hooker	1	0	0	0.0	0	0
Thompson	1	0	0	0.0	0	0
<b>Team</b>	<b>36</b>	<b>24</b>	<b>303</b>	<b>8.4</b>	<b>46</b>	<b>0</b>
<b>Opponents</b>	<b>59</b>	<b>11</b>	<b>636</b>	<b>10.8</b>	<b>27</b>	<b>0</b>

Kickoff Returns	No.	Yds	Avg	Long	TD
Haskins	19	414	21.8	37	0
Chestnut	10	215	21.5	33	0
Board	4	82	20.5	22	0
Cannon	2	33	16.5	19	0
Hilliard	1	23	23.0	23	0
Ward	1	25	25.0	25	0
<b>Team</b>	<b>37</b>	<b>792</b>	<b>21.4</b>	<b>37</b>	<b>0</b>
<b>Opponents</b>	<b>32</b>	<b>648</b>	<b>20.3</b>	<b>54</b>	<b>0</b>

Field Goals	1-19	20-29	30-39	40-49	50+
Bullock	0/0	5/5	5/5	6/8	1/2
Shudak	0/0	1/1	2/3	0/0	0/0
<b>Team</b>	<b>0/0</b>	<b>6/6</b>	<b>7/8</b>	<b>6/8</b>	<b>1/2</b>
<b>Opponents</b>	<b>0/0</b>	<b>7/7</b>	<b>10/10</b>	<b>6/7</b>	<b>2/3</b>

Bullock: (46G,23G,47N) () (48G) (44G) () (27G,28G,38G,48G) (48N,29G) (44G) (35G) () () (36G) () (51N) () (37G,29G) (51G,39G,41G)  
 Shudak: () () () () () () () () (33G,35N,24G,38G) () () () () ()  
 OPP: () (49G,37G) (21G,32G,35G) (27G,51N) (50G) (50G) (43G) (23G,47N,28G) (39G) (39G) (47G,38G) () (37G,43G,33G) (43G) (25G,22G) (36G,45G) (26G,36G)

## 2022 TENNESSEE TITANS REGULAR SEASON DEFENSIVE STATISTICS

PLAYER	TACKLES			SACKS		QB		INTERCEPTIONS				FUMBLES			
	Tot	Solo	Asst	Sk	Yds	QB	TFL	No	Yds	Lg	TD	PD	FF	FR	Yds
Byard, Kevin	106	69	37	0.0	0.0	2	0	4	57	28	0	6	0	0	0
Long Jr., David	86	52	34	0.0	0.0	5	7	2	4	4	0	5	0	0	0
McCreary, Roger	85	70	15	0.0	0.0	1	2	1	4	4	0	8	0	0	0
Rice, Monty	63	36	27	0.0	0.0	3	4	0	0	0	0	1	0	0	0
Adams, Andrew	60	42	18	0.0	0.0	4	0	1	76	76t	1	3	0	0	0
Simmons, Jeffery	53	25	28	7.5	65.0	43	9	0	0	0	0	7	1	0	0
Cole, Dylan	51	34	17	1.0	9.0	3	4	0	0	0	0	1	0	0	0
Fulton, Kristian	48	35	13	0.0	0.0	0	3	1	0	0	0	5	1	1	0
Hooker, Amani	46	39	7	0.0	0.0	4	1	1	0	0	0	3	1	1	0
Mitchell, Terrance	39	31	8	0.0	0.0	0	1	1	1	1	0	4	1	0	0
Kalu, Joshua	38	20	18	0.0	0.0	1	1	1	0	0	0	5	1	0	0
Tart, Teair	34	20	14	1.5	13.0	22	5	1	0	0	0	6	0	1	0
Walker, DeMarcus	32	23	9	7.0	47.0	29	10	0	0	0	0	0	0	0	0
Weaver, Rashad	27	18	9	5.5	27.0	39	7	0	0	0	0	6	2	1	0
Autry, Denico	27	17	10	8.0	56.0	45	8	0	0	0	0	4	2	0	0
Gibbens, Jack	27	16	11	0.0	0.0	0	0	1	7	7	0	1	0	0	0
Avery, Tre	23	20	3	0.0	0.0	0	1	0	0	0	0	9	0	0	0
Cunningham, Zach	23	14	9	0.0	0.0	1	0	0	0	0	0	1	0	0	0
Strong, Kevin	23	14	9	0.0	0.0	12	0	0	0	0	0	2	0	0	0
Dupree, Bud	18	14	4	4.0	24.0	33	6	0	0	0	0	1	1	2	0
Edwards Jr., Mario	17	11	6	3.0	18.0	23	4	0	0	0	0	1	0	0	0
Schobert, Joe	16	12	4	0.0	0.0	0	0	0	0	0	0	0	1	0	0
Jones, Naquan	16	6	10	1.0	1.0	3	2	0	0	0	0	0	0	0	0
Mabin, Greg	13	10	3	0.0	0.0	0	0	0	0	0	0	0	0	0	0
Okuyinonu, Sam	11	3	8	0.5	4.0	2	0	0	0	0	0	0	0	0	0
Farley, Caleb	10	9	1	0.0	0.0	0	0	0	0	0	0	0	0	0	0
Johnson Jr., Lonnie	9	7	2	0.0	0.0	0	0	0	0	0	0	0	0	0	0
Reid, John	5	5	0	0.0	0.0	0	0	0	0	0	0	0	0	0	0
Amadi, Ugo	5	4	1	0.0	0.0	0	0	0	0	0	0	0	0	0	0
Molden, Elijah	5	4	1	0.0	0.0	1	1	0	0	0	0	0	0	0	0
Basham, Tarell	5	1	4	0.0	0.0	4	1	0	0	0	0	0	0	0	0
Adeniyi, Ola	3	2	1	0.0	0.0	3	0	0	0	0	0	0	0	0	0
Jones, Joe	2	2	0	0.0	0.0	0	0	0	0	0	0	0	0	0	0
Murchison, Larrell	2	1	1	0.0	0.0	1	0	0	0	0	0	0	0	0	0
Tuszka, Derrek	2	1	1	0.0	0.0	0	0	0	0	0	0	0	0	0	0
Jackson, Chris	1	1	0	0.0	0.0	0	0	0	0	0	0	0	0	0	0
Ray, Wyatt	1	1	0	0.0	0.0	1	0	0	0	0	0	0	0	0	0
Hand, Da'Shawn	0	0	0	0.0	0.0	1	0	0	0	0	0	0	0	0	0
<b>Total</b>	<b>1,032</b>	<b>689</b>	<b>343</b>	<b>39.0</b>	<b>264.0</b>	<b>286</b>	<b>77</b>	<b>14</b>	<b>149</b>	<b>76t</b>	<b>1</b>	<b>79</b>	<b>11</b>	<b>6</b>	<b>0</b>

### TITANS SPECIAL TEAMS STATISTICS

PLAYER	TACKLES			FUMBLES		BLOCKS			PUNT
	Tot	Solo	Asst	FF	FR	PAT	FG		
Jones, Joe	16	11	5	0	0	0	0	0	
Cole, Dylan	14	8	6	0	0	0	0	0	
Haskins, Hassan	13	9	4	0	0	0	0	0	
Rader, Kevin	9	7	2	0	0	0	0	0	
Okonkwo, Chig	7	5	2	0	0	0	0	0	
Hilliard, Dontrell	7	4	3	0	0	0	0	0	
Smith, Andre	6	4	2	0	0	0	0	0	
Avery, Tre	6	3	3	0	1	0	0	0	
Kalu, Joshua	4	4	0	0	0	0	0	0	
Thompson, Josh	4	2	2	0	0	0	0	0	
Hollister, Cody	4	1	3	0	0	0	0	0	
Harris, Davontae	3	3	0	0	0	0	0	0	
Rice, Monty	3	3	0	0	0	0	0	0	
Adams, Andrew	2	2	0	0	0	0	0	0	
Stonehouse, Ryan	2	2	0	0	0	0	0	0	
Ward, Jonathan	2	2	0	0	0	0	0	0	
Byard, Kevin	2	1	1	0	0	0	0	0	
Johnson Jr., Lonnie	2	1	1	0	0	0	0	0	
Cannon, Trenton	2	0	2	0	0	0	0	0	
Cox, Morgan	1	1	0	0	0	0	0	0	
Cunningham, Zach	1	1	0	0	0	0	0	0	
Lambo, Josh	1	1	0	0	0	0	0	0	
Gibbens, Jack	1	0	1	0	0	0	0	0	
McMath, Racey	1	0	1	0	0	0	0	0	
Autry, Denico	0	0	0	0	0	1	0	0	
Board, C.J.	0	0	0	0	1	0	0	0	
Kinsey, Mason	0	0	0	0	1	0	0	0	
<b>TEAM TOTALS:</b>	<b>113</b>	<b>75</b>	<b>38</b>	<b>0</b>	<b>3</b>	<b>1</b>	<b>0</b>	<b>0</b>	

### MISCELLANEOUS STATISTICS

PLAYER	TACKLES			FUMBLES	
	Tot	Solo	Asst	FF	FR
Tannehill, Ryan	2	2	0	0	0
Brewer, Aaron	1	1	0	0	0
Daley, Dennis	1	1	0	0	0
Hooper, Austin	1	1	0	0	0
Levin, Corey	1	1	0	0	0
McMath, Racey	1	1	0	0	0
Petit-Frere, Nicholas	1	1	0	0	0
Westbrook-Ikhine, Nick	1	1	0	0	1
Willis, Malik	1	1	0	0	1
Burks, Treyton	0	0	0	0	1
Dobbs, Joshua	0	0	0	0	2
Henry, Derrick	0	0	0	0	1
Jones, Ben	0	0	0	0	1
<b>TEAM TOTALS:</b>	<b>10</b>	<b>10</b>	<b>0</b>	<b>0</b>	<b>7</b>

**Legend:**

- Tot** . . . . . Total Tackles
- Solo** . . . . . Unassisted Tackles
- Asst** . . . . . Assisted Tackles
- Sk** . . . . . Quarterback Sacks
- Yds** . . . . . Yards Lost on Sack
- QBP** . . . . . Quarterback Pressure
- TFL** . . . . . Tackle for Loss
- Int** . . . . . Interceptions
- Yds** . . . . . Interception Return Yards
- TD** . . . . . Interceptions Return Touchdowns
- PD** . . . . . Passes Defensed
- FF** . . . . . Forced Fumble
- FR** . . . . . Fumble Recoveries
- Yds** . . . . . Yards on Fumble Returns

# 2022 TITANS REGULAR SEASON GAME-BY-GAME OFFENSIVE STATISTICS

	Sept 11 NYG	Sept 19 @ BUF	Sept 25 LV	Oct 2 @ IND	Oct 9 @ WAS	Oct 23 IND	Oct 30 @ HOU	Nov 6 @ KC	Nov 13 DEN	Nov 17 @ GB	Nov 27 CIN	Dec 4 @ PHI	Dec 11 JAX	Dec 18 @ LAC	Dec 24 HOU	Dec 29 DAL	Jan 7 @ JAX	2022 Totals
Points	20	7	24	24	21	19	17	17	17	27	16	10	22	14	14	13	16	298
1st Qtr	7	7	7	14	7	3	0	0	0	7	0	7	14	0	7	0	3	83
2nd Qtr	6	0	17	10	7	10	7	14	7	7	10	3	0	7	0	6	10	121
3rd Qtr	7	0	0	0	7	0	7	3	7	6	3	0	0	0	7	7	3	57
4th Qtr	0	0	0	0	0	6	3	0	3	7	3	0	8	7	0	0	0	37
Overtime	0	0	0	0	0	0	0	0	0	0	0	0	0	0	0	0	0	0
TDs (Ru-P-Ret)	0-2-0	1-0-0	2-1-0	1-2-0	2-1-0	0-0-1	2-0-0	2-0-0	0-2-0	1-3-0	0-0-1	0-1-0	1-2-0	2-0-0	2-0-0	0-1-0	0-1-0	16-16-2
PATs (M/A)	2-2	1-1	3-3	3-3	3-3	1-1	2-2	2-2	2-2	3-4	1-1	1-1	2-2	2-2	2-2	1-1	1-1	32-33
2PT Convs (M/A)	0-0	0-0	0-0	0-0	0-0	0-0	0-0	0-0	0-0	0-0	0-0	0-0	1-1	0-0	0-0	0-0	0-0	1-1
FGs (M/A)	2-3	0-0	1-1	1-1	0-0	4-4	1-2	1-1	1-1	0-0	3-4	1-1	0-0	0-1	0-0	2-2	3-3	20-24
Safeties	0	0	0	0	0	0	0	0	0	0	0	0	0	0	0	0	0	0
First Downs	19	12	19	19	15	16	16	9	14	21	15	11	22	17	16	17	19	277
Rushing	2	5	6	6	7	8	13	6	2	5	2	5	7	9	11	6	4	104
Passing	13	6	13	9	6	6	3	3	11	15	12	5	14	8	4	11	14	153
Penalty	4	1	0	4	2	2	0	0	1	1	1	1	1	0	1	0	1	20
3rd Down Conv (M/A)	3-11	4-12	5-10	5-12	4-14	5-12	4-12	1-11	6-16	7-13	7-16	4-14	5-10	3-11	4-12	7-16	6-17	80-219
3rd Down Conv Pct	27.27%	33.33%	50.00%	41.67%	28.57%	41.67%	33.33%	9.09%	37.50%	53.85%	43.75%	28.57%	50.00%	27.27%	33.33%	43.75%	35.29%	36.53%
4th Down Conv (M/A)	0-0	1-1	0-1	0-0	1-1	0-0	1-1	0-1	0-0	1-2	0-0	1-2	0-1	0-0	1-2	1-2	2-3	9-17
4th Down Conv Pct	0.00%	100.00%	0.00%	0.00%	100.00%	0.00%	100.00%	0.00%	0.00%	50.00%	0.00%	50.00%	0.00%	0.00%	50.00%	50.00%	66.67%	52.94%
Red Zone Conv (M/A)	2-3	1-1	3-3	3-3	3-3	0-2	1-2	2-2	1-2	4-6	0-3	0-2	3-3	2-2	1-1	1-3	0-1	27-42
Red Zone Conv Pct	66.67%	100.00%	100.00%	100.00%	100.00%	0.00%	50.00%	100.00%	50.00%	66.67%	0.00%	0.00%	100.00%	100.00%	100.00%	33.33%	0.00%	64.29%
Goal to Go Conv (M/A)	1-1	0-0	2-2	1-1	2-2	0-0	1-1	1-1	1-1	2-3	0-0	0-0	2-2	2-2	0-0	0-0	0-0	15-16
Goal to Go Conv Pct	100.00%	0.00%	100.00%	100.00%	100.00%	0.00%	100.00%	100.00%	100.00%	66.67%	0.00%	0.00%	100.00%	100.00%	0.00%	0.00%	0.00%	93.75%
Total Net Yards	359	187	361	243	241	254	354	229	307	408	344	209	364	284	272	317	312	5,045
Total Off. Plays	60	53	55	52	62	57	58	48	60	64	56	53	62	57	58	65	72	992
Avg. Gain Per Play	6.0	3.5	6.6	4.7	3.9	4.5	6.1	4.8	5.1	6.4	6.1	3.9	5.9	5.0	4.7	4.9	4.3	5.1
Net Yards Rushing	93	80	109	127	105	138	314	172	63	88	63	87	137	127	184	97	147	2,131
Total Rushing Plays	26	27	27	28	32	35	45	29	23	32	21	21	20	27	31	24	39	487
Avg. Gain Per Rush	3.6	3.0	4.0	4.5	3.3	3.9	7.0	5.9	2.7	2.8	3.0	4.1	6.9	4.7	5.9	4.0	3.8	4.4
Net Yards Passing	266	107	252	116	136	116	40	57	244	320	281	122	227	157	88	220	165	2,914
Times Sacked	1	2	1	3	5	2	3	3	1	3	1	6	4	4	4	2	4	49
Yards Lost on Sacks	0	16	12	21	45	16	15	23	11	17	10	35	27	28	11	12	14	313
Gross Yards Passing	266	123	264	137	181	132	55	80	255	337	291	157	254	185	99	232	179	3,227
Pass Attempts	33	24	27	21	25	20	10	16	36	29	34	26	38	26	23	39	29	456
Pass Completions	20	12	19	17	15	13	6	5	19	24	22	16	25	18	14	20	20	285
Completion Pct	60.61%	50.00%	70.37%	80.95%	60.00%	65.00%	60.00%	31.25%	52.78%	82.76%	64.71%	61.54%	65.79%	69.23%	60.87%	51.28%	68.97%	62.50%
Avg. Gain Per Pass	7.8	4.1	9.0	4.8	4.5	5.3	3.1	3.0	6.6	10.0	8.0	3.8	5.4	5.2	3.3	5.4	5.0	5.8
Interceptions	0	2	1	0	0	0	1	0	0	1	0	0	1	1	2	1	1	11
Fumbles / Fum. Lost	2-1	3-2	1-0	0-0	0-0	1-1	1-1	0-0	2-1	0-0	1-0	0-0	4-3	2-0	2-1	2-1	2-1	23-12
Penalties	7	9	7	6	8	2	6	8	9	2	8	7	5	6	5	10	6	111
Penalty Yards	50	87	85	40	69	15	35	51	60	20	57	82	50	62	30	124	40	956
Punts	6	6	3	4	8	3	5	8	8	3	5	7	3	7	6	5	3	90
Gross Punting Avg.	57.0	55.5	60.3	52.8	52.0	54.7	48.4	48.8	54.0	50.7	53.8	57.3	50.0	56.0	50.2	47.4	55.3	53.1
Touchbacks	0	1	1	0	0	0	1	0	2	0	2	0	0	1	0	1	0	9
Inside20	3	2	2	0	4	0	4	2	3	1	2	1	0	4	1	1	0	30
Punts Blocked	0	0	0	0	0	0	0	0	0	0	0	0	0	0	0	0	0	0
Net Punting Avg.	46.7	45.3	49.3	47.8	48.4	39.0	40.8	41.4	47.3	36.7	43.8	42.3	43.3	45.6	43.3	37.6	44.3	44.0
Punt Returns	4	2	1	0	1	0	4	2	4	2	4	4	3	2	2	0	1	36
Punt Return Yards	62	0	21	0	0	0	40	11	51	12	42	42	4	0	16	0	2	303
Punt Return Avg.	15.5	0.0	21.0	0.0	0.0	0.0	10.0	5.5	12.8	6.0	10.5	10.5	1.3	0.0	8.0	0.0	2.0	8.4
Fair Catches	2	1	1	1	1	1	3	2	3	0	1	1	0	3	1	2	1	24
Kickoff Returns	2	2	1	4	0	2	1	4	1	4	1	3	3	1	4	1	3	37
Kickoff Return Yards	33	40	29	105	0	45	17	72	17	80	20	62	76	6	85	25	71	792
Kickoff Return Avg.	16.5	20.0	29.0	26.3	0.0	22.5	17.0	18.0	17.0	20.0	20.0	20.7	25.3	6.0	21.3	25.0	23.7	21.4
Time of Possession	31:06	28:26	29:15	26:03	32:40	31:33	34:48	26:23	26:03	32:28	28:14	27:27	27:08	30:12	26:57	26:34	36:12	29:16
Turnover Differential	+1	-4	0	+3	+1	+2	-1	+1	0	-1	0	0	-4	+1	-2	+1	-1	-3

## 2022 TITANS GAME-BY-GAME DEFENSIVE STATISTICS

	Sept 11 NYG	Sept 19 @ BUF	Sept 25 LV	Oct 2 @ IND	Oct 9 @ WAS	Oct 23 IND	Oct 30 @ HOU	Nov 6 @ KC	Nov 13 DEN	Nov 17 @ GB	Nov 27 CIN	Dec 4 @ PHI	Dec 11 JAX	Dec 18 @ LAC	Dec 24 HOU	Dec 29 DAL	Jan 7 @ JAX	2022 Totals
<b>Points</b>	21	41	22	17	17	10	10	20	10	17	20	35	36	17	19	27	20	<b>359</b>
1st Qtr	0	7	3	0	3	0	0	3	0	6	0	7	7	7	7	7	0	<b>57</b>
2nd Qtr	0	10	7	10	7	0	3	6	10	0	10	14	13	0	3	3	7	<b>103</b>
3rd Qtr	13	24	3	7	7	7	0	0	0	11	3	7	13	0	0	7	3	<b>105</b>
4th Qtr	8	0	9	0	0	3	7	8	0	0	7	7	3	10	9	10	10	<b>91</b>
Overtime	0	0	0	0	0	0	0	3	0	0	0	0	0	0	0	0	0	<b>3</b>
<b>TDs (Ru-P-Ret)</b>	1-2-0	0-4-1	0-2-0	0-2-0	0-2-0	0-1-0	0-1-0	1-1-0	0-1-0	0-2-0	1-1-0	2-3-0	1-3-0	2-0-0	0-1-1	1-2-0	0-1-1	<b>9-29-3</b>
<b>PATs (M/A)</b>	1-1	5-5	1-1	2-2	2-2	1-1	1-1	0-1	1-1	0-1	2-2	5-5	3-3	2-2	1-1	3-3	2-2	<b>32-34</b>
<b>2PT Convs (M/A)</b>	1-2	0-0	0-1	0-0	0-0	0-0	0-0	1-1	0-0	1-1	0-0	0-0	0-1	0-0	0-1	0-0	0-0	<b>3-7</b>
<b>FGs (M/A)</b>	0-0	2-2	3-3	1-2	1-1	1-1	1-1	2-3	1-1	1-1	2-2	0-0	3-3	1-1	2-2	2-2	2-2	<b>25-27</b>
<b>Safeties</b>	0	0	0	0	0	0	0	0	0	0	0	0	0	0	0	0	0	<b>0</b>
<b>First Downs</b>	19	23	24	21	17	17	10	29	18	15	21	26	22	23	15	26	13	<b>339</b>
Rushing	11	6	7	3	4	5	4	5	5	4	7	7	3	8	7	5	2	<b>93</b>
Passing	7	13	14	17	11	12	5	23	10	11	11	16	18	13	8	16	10	<b>215</b>
Penalty	1	4	3	1	2	0	1	1	3	0	3	3	1	2	0	5	1	<b>31</b>
<b>3rd Down Conv (M/A)</b>	2-10	5-13	1-12	7-13	1-11	4-13	2-14	8-19	4-17	7-14	5-14	3-11	6-13	4-13	5-14	8-13	5-11	<b>77-225</b>
<b>3rd Down Conv Pct</b>	20.00%	38.46%	8.33%	53.85%	9.09%	30.77%	14.29%	42.11%	23.53%	50.00%	35.71%	27.27%	46.15%	30.77%	35.71%	61.54%	45.45%	<b>34.22%</b>
<b>4th Down Conv (M/A)</b>	1-1	2-3	3-3	0-0	1-2	1-1	2-2	2-2	2-3	0-2	0-0	3-3	0-1	2-2	0-1	0-0	0-0	<b>19-26</b>
<b>4th Down Conv Pct</b>	100.00%	66.67%	100.00%	0.00%	50.00%	100.00%	100.00%	100.00%	66.67%	0.00%	0.00%	100.00%	0.00%	100.00%	0.00%	0.00%	0.00%	<b>73.08%</b>
<b>Red Zone Conv (M/A)</b>	2-3	3-5	2-6	2-3	0-1	1-1	1-2	2-4	0-0	2-3	1-3	2-2	2-4	2-2	2-4	3-4	0-2	<b>27-49</b>
<b>Red Zone Conv Pct</b>	66.67%	60.00%	33.33%	66.67%	0.00%	100.00%	50.00%	50.00%	0.00%	66.67%	33.33%	100.00%	50.00%	100.00%	50.00%	75.00%	0.00%	<b>55.10%</b>
<b>Goal to Go Conv (M/A)</b>	2-2	0-0	2-2	2-3	0-1	1-1	1-1	0-1	0-0	1-1	1-2	2-2	1-1	2-2	2-3	2-2	0-0	<b>19-24</b>
<b>Goal to Go Conv Pct</b>	100.00%	0.00%	100.00%	66.67%	0.00%	100.00%	100.00%	0.00%	0.00%	100.00%	50.00%	100.00%	100.00%	100.00%	66.67%	100.00%	0.00%	<b>79.17%</b>
<b>Total Net Yards</b>	394	414	396	365	385	292	161	499	313	271	374	453	428	365	285	361	222	<b>5,978</b>
Total Off. Plays	58	65	65	63	58	64	51	91	73	59	66	67	67	69	63	74	47	<b>1,100</b>
Avg. Gain Per Play	6.8	6.4	6.1	5.8	6.6	4.6	3.2	5.5	4.3	4.6	5.7	6.8	6.4	5.3	4.5	4.9	4.7	<b>5.4</b>
<b>Net Yards Rushing</b>	238	101	96	38	43	65	43	77	65	56	108	67	60	74	70	87	19	<b>1,307</b>
Total Rushing Plays	32	24	19	23	17	17	18	19	25	19	28	24	25	24	30	32	14	<b>390</b>
Avg. Gain Per Rush	7.4	4.2	5.1	1.7	2.5	3.8	2.4	4.1	2.6	2.9	3.9	2.8	2.4	3.1	2.3	2.7	1.4	<b>3.4</b>
<b>Net Yards Passing</b>	156	313	300	327	342	227	118	422	248	215	266	386	368	291	215	274	203	<b>4,671</b>
Times Sacked	5	1	1	3	3	3	3	4	6	1	1	2	0	3	1	1	1	<b>39</b>
Yards Lost on Sacks	32	4	7	29	17	16	34	24	38	12	4	5	0	22	3	8	9	<b>264</b>
Gross Yards Passing	188	317	307	356	359	243	152	446	286	227	270	391	368	313	218	282	212	<b>4,935</b>
Pass Attempts	21	40	45	37	38	44	30	68	42	39	37	41	42	42	32	41	32	<b>671</b>
Pass Completions	17	26	27	27	25	33	17	43	21	24	22	30	30	28	20	29	20	<b>439</b>
Completion Pct	80.95%	65.00%	60.00%	72.97%	65.79%	75.00%	56.67%	63.24%	50.00%	61.54%	59.46%	73.17%	71.43%	66.67%	62.50%	70.73%	62.50%	<b>65.42%</b>
Avg. Gain Per Pass	6.0	7.6	6.5	8.2	8.3	4.8	3.6	5.9	5.2	5.4	7.0	9.0	8.8	6.5	6.5	6.5	6.2	<b>6.6</b>
Interceptions	1	0	1	1	1	2	1	1	1	0	0	0	0	2	1	2	0	<b>14</b>
<b>Fumbles / Fum. Lost</b>	2-1	0-0	1-0	3-2	3-0	1-1	0-0	0-0	3-0	1-0	0-0	1-0	0-0	0-0	2-0	1-1	1-1	<b>19-6</b>
<b>Penalties</b>	8	8	6	7	9	4	6	10	8	5	9	12	9	3	4	3	4	<b>115</b>
Penalty Yards	45	49	44	50	71	28	45	69	50	40	80	80	70	20	35	35	25	<b>836</b>
<b>Punts</b>	6	3	3	2	6	5	8	6	9	4	5	5	3	7	5	3	4	<b>84</b>
Gross Punting Avg.	51.5	48.3	48.0	33.5	41.2	35.2	46.8	47.2	45.7	47.3	51.8	43.0	44.3	41.6	44.2	40.3	51.0	<b>45.1</b>
Touchbacks	0	0	0	0	0	1	0	1	1	0	0	0	0	1	0	0	0	<b>4</b>
Inside20	5	2	2	0	2	0	3	2	0	1	2	1	1	2	2	3	4	<b>32</b>
Punts Blocked	0	0	0	0	0	0	0	0	0	0	0	0	0	0	0	0	0	<b>0</b>
Net Punting Avg.	41.2	48.3	41.0	33.5	41.2	31.2	41.8	42.0	37.8	44.3	43.4	34.6	43.0	38.7	41.0	40.3	50.5	<b>40.5</b>
<b>Punt Returns</b>	5	4	1	2	5	3	3	5	3	3	2	6	3	4	5	3	2	<b>59</b>
Punt Return Yards	62	41	13	20	29	47	18	59	14	42	10	105	20	53	41	29	33	<b>636</b>
Punt Return Avg.	12.4	10.3	13.0	10.0	5.8	15.7	6.0	11.8	4.7	14.0	5.0	17.5	6.7	13.3	8.2	9.7	16.5	<b>10.8</b>
Fair Catches	1	1	1	1	0	0	1	2	1	0	1	0	0	1	0	1	0	<b>11</b>
<b>Kickoff Returns</b>	2	0	1	0	3	3	2	2	2	5	1	2	2	1	2	0	4	<b>32</b>
Kickoff Return Yards	41	0	23	0	46	48	39	39	18	108	14	37	42	17	51	0	125	<b>648</b>
Kickoff Return Avg.	20.5	0.0	23.0	0.0	15.3	16.0	19.5	19.5	9.0	21.6	14.0	18.5	21.0	17.0	25.5	0.0	31.3	<b>20.3</b>
<b>Time of Possession</b>	28:54	31:34	30:45	33:57	27:20	28:27	25:12	41:28	33:57	27:32	31:46	32:33	32:52	29:48	33:03	33:26	23:48	<b>30:44</b>

## 2022 TITANS GAME-BY-GAME STARTERS

### OFFENSE

Date	Opp	WR/TE	LT	LG	C	RG	RT	TE	FB/WR/RB/ TE	QB	WR	RB
Sept 11	NYG	N.Westbrook-Ikhine	T.Lewan	A.Brewer	B.Jones	N.Davis	<b>N.Petit-Frere</b>	G.Swaim	T.Carter	R.Tannehill	R.Woods	D.Henry
Sept 19	@ Buf	N.Westbrook-Ikhine	T.Lewan	A.Brewer	B.Jones	N.Davis	<b>N.Petit-Frere</b>	G.Swaim	<b>T.Burks (WR)</b>	R.Tannehill	R.Woods	D.Henry
Sept 25	LV	N.Westbrook-Ikhine	D.Daley	A.Brewer	B.Jones	N.Davis	<b>N.Petit-Frere</b>	G.Swaim	T.Carter	R.Tannehill	R.Woods	D.Henry
Oct 2	@ Ind	<b>C. Okonkwo (TE)</b>	D.Daley	A.Brewer	B.Jones	N.Davis	<b>N.Petit-Frere</b>	G.Swaim	T.Carter	R.Tannehill	<b>T.Burks</b>	D.Henry
Oct 9	@ Was	N.Westbrook-Ikhine	D.Daley	A.Brewer	B.Jones	D.Radunz	<b>N.Petit-Frere</b>	G.Swaim	C.Hollister (WR)	R.Tannehill	R.Woods	D.Henry
Oct 23	Ind	N.Westbrook-Ikhine	D.Daley	A.Brewer	B.Jones	D.Radunz	<b>N.Petit-Frere</b>	<b>C.Okonkwo</b>	D.Hilliard (RB)	R.Tannehill	R.Woods	D.Henry
Oct 30	@ Hou	N.Westbrook-Ikhine	D.Daley	A.Brewer	B.Jones	N.Davis	<b>N.Petit-Frere</b>	G.Swaim	C.Hollister (WR)	<b>M.Willis</b>	R.Woods	D.Henry
Nov 6	@ KC	A. Hooper (TE)	D.Daley	A.Brewer	B.Jones	N.Davis	<b>N.Petit-Frere</b>	G.Swaim	<b>C.Okonkwo (TE)</b>	<b>M.Willis</b>	C.Hollister	D.Henry
Nov 13	Den	N.Westbrook-Ikhine	D.Daley	A.Brewer	B.Jones	N.Davis	<b>N.Petit-Frere</b>	G.Swaim	<b>C.Okonkwo (TE)</b>	R.Tannehill	R.Woods	D.Henry
Nov 17	@ GB	N.Westbrook-Ikhine	D.Daley	D.Radunz	A.Brewer	N.Davis	<b>N.Petit-Frere</b>	<b>C.Okonkwo</b>	<b>T.Burks (WR)</b>	R.Tannehill	R.Woods	D.Henry
Nov 27	Cin	N.Westbrook-Ikhine	D.Daley	D.Radunz	A.Brewer	N.Davis	<b>N.Petit-Frere</b>	G.Swaim	K.Rader (TE)	R.Tannehill	R.Woods	D.Henry
Dec 4	@ Phi	A.Hooper (TE)	D.Daley	A.Brewer	B.Jones	N.Davis	<b>N.Petit-Frere</b>	G.Swaim	<b>T.Burks (WR)</b>	R.Tannehill	R.Woods	D.Henry
Dec 11	Jax	N.Westbrook-Ikhine	D.Daley	A.Brewer	B.Jones	N.Davis	<b>N.Petit-Frere</b>	L.Clark	K.Rader (TE)	R.Tannehill	R.Woods	D.Henry
Dec 18	@ LAC	N.Westbrook-Ikhine	D.Daley	A.Brewer	B.Jones	N.Davis	<b>N.Petit-Frere</b>	G.Swaim	<b>C.Okonkwo (TE)</b>	R.Tannehill	R.Woods	D.Henry
Dec 24	Hou	N.Westbrook-Ikhine	D.Daley	A.Brewer	C.Levin	J.Roos	<b>N.Petit-Frere</b>	G.Swaim	C.Conley (WR)	<b>M.Willis</b>	R.Woods	D.Henry
Dec 29	Dal	N.Westbrook-Ikhine	D.Daley	A.Brewer	C.Levin	J.Roos	L.Clark	<b>C.Okonkwo</b>	<b>T.Burks (WR)</b>	J.Dobbs	R.Woods	<b>H.Haskins</b>
Jan 7	@ Jax	<b>C.Okonkwo (TE)</b>	D.Daley	A.Brewer	C.Levin	J.Roos	<b>N.Petit-Frere</b>	G.Swaim	<b>T.Burks (WR)</b>	J.Dobbs	R.Woods	D.Henry

### DEFENSE

Date	Opp	DE/OLB	NT	DT	OLB	ILB	ILB	DB/LB	CB	CB	S	S
Sept 11	NYG	D.Walker	T.Tart	J.Simmons	B.Dupree	Z.Cunningham	D.Long	O.Adeniyi (OLB)	<b>R.McCreary</b>	K.Fulton	A.Hooker	K.Byard
Sept 19	@ Buf	D.Walker	T.Tart	J.Simmons	B.Dupree	Z.Cunningham	D.Long	C.Farley (DB)	<b>R.McCreary</b>	<b>T.Avery</b>	A.Hooker	K.Byard
Sept 25	LV	D.Walker	T.Tart	J.Simmons	R.Weaver	Z.Cunningham	D.Long	D. Tuszka (OLB)	<b>R.McCreary</b>	K.Fulton	A.Hooker	K.Byard
Oct 2	@ Ind	D.Autry (OLB)	T.Tart	J.Simmons	B.Dupree	D.Cole	D.Long	T.Mitchell (DB)	<b>R.McCreary</b>	K.Fulton	A.Adams	K.Byard
Oct 9	@ Was	D.Autry (OLB)	T.Tart	J.Simmons	R.Weaver	D.Cole	D.Long	T.Mitchell (DB)	<b>R.McCreary</b>	K.Fulton	J.Kalu	K.Byard
Oct 23	Ind	D.Autry (OLB)	T.Tart	J.Simmons	B.Dupree	D.Cole	D.Long	A.Hooker (DB)	<b>R.McCreary</b>	K.Fulton	A.Adams	K.Byard
Oct 30	@ Hou	D.Walker	T.Tart	J.Simmons	B.Dupree	D.Cole	D.Long	Z.Cunningham (LB)	<b>R.McCreary</b>	K.Fulton	A.Hooker	K.Byard
Nov 6	@ KC	D.Autry (OLB)	T.Tart	J.Simmons	B.Dupree	Z.Cunningham	D.Long	J.Kalu (DB)	<b>R.McCreary</b>	K.Fulton	A.Adams	K.Byard
Nov 13	Den	M.Edwards	T.Tart	K.Strong	D.Autry	M.Rice	D.Long	E.Molden (DB)	<b>R.McCreary</b>	T.Mitchell	A.Adams	K.Byard
Nov 17	@ GB	D.Walker	T.Tart	J.Simmons	J.Schobert	M.Rice	D.Long	D. Autry (OLB)	<b>R.McCreary</b>	K.Fulton	A.Adams	K.Byard
Nov 27	Cin	M.Edwards	T.Tart	J.Simmons	B.Dupree	D.Cole	D.Long	A.Hooker (DB)	<b>R.McCreary</b>	K.Fulton	A.Adams	K.Byard
Dec 4	@ Phi	M.Edwards	T.Tart	J.Simmons	B.Dupree	D.Cole	D.Long	A.Hooker (DB)	<b>R.McCreary</b>	K.Fulton	A.Adams	K.Byard
Dec 11	Jax	M.Edwards	T.Tart	J.Simmons	B.Dupree	D.Cole	M.Rice	A.Hooker (DB)	<b>R.McCreary</b>	T.Mitchell	A.Adams	K.Byard
Dec 18	@ LAC	M.Edwards	N.Jones	J.Simmons	B.Dupree	D.Cole	M.Rice	J.Reid (DB)	<b>R.McCreary</b>	T.Mitchell	A.Adams	K.Byard
Dec 24	Hou	D.Autry (OLB)	T.Tart	J.Simmons	B.Dupree	Z.Cunningham	M.Rice	J.Kalu (DB)	<b>R.McCreary</b>	<b>T.Avery</b>	A.Adams	K.Byard
Dec 29	Dal	M.Edwards	T.Tart	D.Walker	R.Weaver	<b>J.Gibbens</b>	M.Rice	J.Kalu (DB)	<b>R.McCreary</b>	<b>T.Avery</b>	A.Adams	K.Byard
Jan 7	@ Jax	M.Edwards	T.Tart	J.Simmons	R.Weaver	<b>J.Gibbens</b>	D.Autry (OLB)	J.Kalu (DB)	<b>R.McCreary</b>	K.Fulton	A.Hooker	K.Byard

**Bold** denotes rookie

## 2022 TITANS GAME-BY-GAME INDIVIDUAL LEADERS

TITANS									
Date	Opp	PASSING YDS.	RUSHING YDS.	RUSHING ATT.	RECEPTIONS	RECEIVING YDS.	TOTAL TACKLES	SACKS	INTERCEPTIONS
Sept 11	NYG	R. Tannehill (266)	D. Henry (82)	D. Henry (21)	K. Phillips (6)	K. Phillips (66)	K. Byard (12)	J. Simmons, R. Weaver (2)	A. Hooker (1)
Sept 19	@ Buf	R. Tannehill (117)	H. Haskins (37)	D. Henry (13)	T. Burks, R. Woods (4)	T. Burks (47)	R. McCreary (11)	D. Autry (1)	None
Sept 25	LV	R. Tannehill (264)	D. Henry (85)	D. Henry (20)	D. Henry (5)	R. Woods (85)	R. McCreary (10)	R. Weaver (1)	K. Byard (1)
Oct 2	@ Ind	R. Tannehill (137)	D. Henry (114)	D. Henry (22)	D. Hilliard, R. Woods (4)	C. Okonkwo (38)	D. Cole (8)	D. Autry (2)	T. Tart (1)
Oct 9	@ Was	R. Tannehill (181)	D. Henry (102)	D. Henry (28)	D. Hilliard, R. Woods (4)	N. Westbrook-Ikhine (72)	D. Long Jr. (12)	J. Simmons (1.5)	D. Long Jr. (1)
Oct 23	Ind	R. Tannehill (132)	D. Henry (128)	D. Henry (30)	D. Henry, R. Woods, A. Hooper (3)	A. Hooper (56)	A. Adams, A. Hooker (10)	D. Autry, B. Dupree, J. Simmons (1)	A. Adams, D. Long Jr. (1)
Oct 30	@ Hou	M. Willis (55)	D. Henry (219)	D. Henry (32)	R. Woods (2)	R. Woods (26)	D. Long Jr. (8)	B. Dupree, D. Walker, J. Simmons (1)	K. Fulton (1)
Nov 6	@ KC	M. Willis (80)	D. Henry (115)	D. Henry (17)	A. Hooper (2)	C. Okonkwo (48)	K. Byard (12)	D. Autry (2)	R. McCreary (1)
Nov 13	Den	R. Tannehill (255)	D. Henry (53)	D. Henry (19)	N. Westbrook-Ikhine (5)	N. Westbrook-Ikhine (119)	D. Long Jr., T. Mitchell (8)	D. Walker, R. Weaver (1.5)	T. Mitchell (1)
Nov 17	@ GB	R. Tannehill (333)	D. Henry (87)	D. Henry (28)	T. Burks (7)	T. Burks (111)	D. Long Jr. (9)	J. Simmons (1)	None
Nov 27	Cin	R. Tannehill (291)	D. Henry (38)	D. Henry (17)	T. Burks, N. Westbrook-Ikhine (4)	D. Henry (79)	A. Hooker (8)	D. Walker (1)	None
Dec 4	@ Phi	R. Tannehill (141)	D. Henry (30)	D. Henry (11)	C. Okonkwo (4)	C. Okonkwo (68)	T. Avery, K. Byard (7)	B. Dupree, M. Edwards Jr. (1)	None
Dec 11	Jax	R. Tannehill (254)	D. Henry (121)	D. Henry (17)	C. Okonkwo (6)	A. Hooper (68)	M. Rice (12)	None	None
Dec 18	@ LAC	R. Tannehill (165)	D. Henry (104)	D. Henry (21)	D. Henry, C. Okonkwo (4)	D. Henry (59)	G. Mabin (9)	D. Walker (2)	J. Kalu, K. Byard (1)
Dec 24	Hou	M. Willis (99)	D. Henry (126)	D. Henry (23)	R. Woods (4)	R. Woods (30)	M. Rice (9)	D. Autry (1)	J. Gibbens (1)
Dec 29	Dal	J. Dobbs (232)	H. Haskins (40)	H. Haskins (12)	R. Woods (5)	T. Burks (66)	M. Rice (13)	T. Tart, D. Walker (0.5)	K. Byard (2)
Jan 7	@ Jax	J. Dobbs (179)	D. Henry (109)	D. Henry (30)	T. Burks, R. Woods, A. Hooper (4)	C. Okonkwo (42)	M. Rice (8)	T. Tart (1)	None

OPPONENTS									
Date	Opp	PASSING YDS.	RUSHING YDS.	RUSHING ATT.	RECEPTIONS	RECEIVING YDS.	TOTAL TACKLES	SACKS	INTERCEPTIONS
Sept 11	NYG	D. Jones (188)	S. Barkley (164)	S. Barkley (18)	S. Barkley (6)	S. Shepard (71)	T. Crowder (7)	T. Fox (1)	None
Sept 19	@ Buf	J. Allen (317)	J. Cook (53)	J. Cook (11)	S. Diggs (12)	S. Diggs (148)	T. Johnson (4)	G. Rousseau, T. Edmunds (2)	J. Poyer, M. Milano (1)
Sept 25	LV	D. Carr (303)	J. Jacobs (66)	J. Jacobs (13)	M. Hollins (8)	M. Hollins (158)	M. Crosby (9)	M. Crosby (1)	D/ Harmon (1)
Oct 2	@ Ind	M. Ryan (356)	J. Taylor (42)	J. Taylor (20)	M. Allie-Cox (6)	M. Allie-Cox (85)	Z. Franklin (15)	D. Odeyingbo, G. Stewart, K. Paye (1)	None
Oct 9	@ Was	C. Wentz (359)	B. Robinson (22)	B. Robinson (9)	C. Samuel (6)	D. Brown (105)	C. Holcomb (16)	M. Sweat (2)	None
Oct 23	Ind	M. Ryan (243)	J. Taylor (58)	J. Taylor (10)	P. Campbell (10)	P. Campbell (10)	G. Stewart (12)	Y. Ngakoué, K. Moore (1)	None
Oct 30	@ Hou	D. Mills (152)	D. Pierce (35)	D. Pierce (15)	B. Cooks (4)	B. Cooks (73)	C. Harris (7)	R. Lopez, J. Hughes, J. Johnson (1)	S. Nelson (1)
Nov 6	@ KC	P. Mahomes (446)	P. Mahomes (63)	P. Mahomes (6)	J. Smith-Schuster, T. Kelce (10)	T. Kelce (106)	K. Saunders (6)	C. Dunlap (1.5)	None
Nov 13	Den	R. Wilson (286)	L. Murray, M. Gordon (24)	L. Murray (9)	C. Sutton (6)	C. Sutton (66)	J. Jewell (9)	J. Martin (1)	None
Nov 17	@ GB	A. Rodgers (227)	A. Jones (40)	A. Jones (12)	A. Jones, R. Cobb (6)	R. Cobb (73)	K. Barnes (12)	P. Smith (1.5)	R. Douglas (1)
Nov 27	Cin	J. Burrow (270)	S. Perine (58)	S. Perine (17)	T. Higgins (7)	T. Higgins (114)	L. Wilson (9)	S. Hubbard (1)	None
Dec 4	@ Phi	J. Hurts (380)	M. Sanders (24)	M. Sanders (10)	A. Brown (8)	A. Brown (119)	T. Edwards (6)	J. Sweat (2)	None
Dec 11	Jax	T. Lawrence (368)	T. Etienne (32)	T. Etienne (17)	E. Ingram (11)	E. Ingram (162)	F. Oluokun (14)	A. Key, J. Allen, F. Fatukasi, T. Walker (1)	A. Wingard (1)
Dec 18	@ LAC	J. Herbert (313)	A. Ekeler (12)	A. Ekeler (58)	K. Allen (8)	K. Allen (86)	D. Tranquil (10)	J. Gaziano, C. Rumph, K. Van Noy, D. Tranquil (1)	N. Adderley (1)
Dec 24	Hou	D. Mills (178)	R. Freeman (32)	R. Freeman (16)	B. Cooks (4)	B. Cooks (34)	J. Pitre (9)	O. Okoronkwo (2)	J. Pitre, C. Harris (1)
Dec 29	Dal	D. Prescott (282)	M. Davis (39)	E. Elliot (19)	C. Lamb (11)	C. Lamb (100)	N. Wright (9)	D. Fowler, D. Wilson (1)	N. Wright (1)
Jan 7	@ Jax	T. Lawrence (212)	T. Etienne (17)	T. Etienne (7)	C. Kirk (6)	C. Kirk (99)	F. Oluokun (13)	R. Jenkins, R. Robertson-Harris, F. Oluokun (1)	T. Campbell (1)



## 2022 TITANS GAME-BY-GAME INDIVIDUAL PASSING STATISTICS

### JOSHUA DOBBS

Date	Opp	W-L	GP / GS	Att	Cmp	Pct	Yds	Yd/Att	TD	TD%	Int	Int%	Lg	Sk	Yds	Rat
Dec 24	Hou	L	DNP	0	0	-	0	-	0	-	0	-	0	0	0	-
Dec 29	Dal	L	S	39	20	51.3	232	5.9	1	2.6	1	2.6	39	2	12	67.5
Jan 7	@ Jax	L	S	29	20	69.0	179	6.2	1	3.4	1	3.4	21t	4	14	82.4
<b>2022 Totals</b>		<b>0-3</b>	<b>2 / 2</b>	<b>68</b>	<b>40</b>	<b>58.8</b>	<b>411</b>	<b>6.0</b>	<b>2</b>	<b>2.9</b>	<b>2</b>	<b>2.9</b>	<b>39</b>	<b>6</b>	<b>26</b>	<b>73.8</b>

### RYAN TANNEHILL

Date	Opp	W-L	GP / GS	Att	Cmp	Pct	Yds	Yd/Att	TD	TD%	Int	Int%	Lg	Sk	Yds	Rat
Sept 11	NYG	L	S	33	20	60.6	266	8.1	2	6.1	0	0.0	31	1	0	106.4
Sept 19	@ Buf	L	S	20	11	55.0	117	5.9	0	0.0	2	10.0	19	2	16	32.7
Sept 25	LV	W	S	27	19	70.4	264	9.8	1	3.7	1	3.7	41	1	12	98.4
Oct 2	@ Ind	W	S	21	17	81.0	137	6.5	2	9.5	0	0.0	23	3	21	125.6
Oct 9	@ Was	W	S	25	15	60.0	181	7.2	1	4.0	0	0.0	61	5	45	95.6
Oct 23	Ind	W	S	20	13	65.0	132	6.6	0	0.0	0	0.0	27	2	16	83.8
Oct 30	@ Hou	W	IA	0	0	-	0	-	0	-	0	-	0	0	0	-
Nov 6	@ KC	L	IA	0	0	-	0	-	0	-	0	-	0	0	0	-
Nov 13	Den	W	S	36	19	52.8	255	7.1	2	5.6	0	0.0	63t	1	11	94.1
Nov 17	@ GB	W	S	27	22	81.5	333	12.3	2	7.4	1	3.7	51	3	17	127.3
Nov 27	Cin	L	S	34	22	64.7	291	8.6	0	0.0	0	0.0	69	1	10	91.7
Dec 4	@ Phi	L	S	22	14	63.6	141	6.4	1	4.5	0	0.0	41	6	35	97.0
Dec 11	Jax	L	S	38	25	65.8	254	6.7	2	5.3	1	2.6	27	4	27	91.3
Dec 18	@ LAC	L	S	22	15	68.2	165	7.5	0	0.0	1	4.5	37	4	28	71.2
Dec 24	Hou	L	IA	0	0	-	0	-	0	-	0	-	0	0	0	-
Dec 29	Dal	L	IR	0	0	-	0	-	0	-	0	-	0	0	0	-
Jan 7	@ Jax	L	IR	0	0	-	0	-	0	-	0	-	0	0	0	-
<b>2022 Totals</b>		<b>7-10</b>	<b>12 / 12</b>	<b>325</b>	<b>212</b>	<b>65.2</b>	<b>2,536</b>	<b>7.8</b>	<b>13</b>	<b>4.0</b>	<b>6</b>	<b>1.8</b>	<b>69</b>	<b>33</b>	<b>238</b>	<b>94.6</b>

### MALIK WILLIS

Date	Opp	W-L	GP / GS	Att	Cmp	Pct	Yds	Yd/Att	TD	TD%	Int	Int%	Lg	Sk	Yds	Rat
Sept 11	NYG	L	DNP	0	0	-	0	-	0	-	0	-	0	0	0	-
Sept 19	@ Buf	L	p	4	1	25.0	6	1.5	0	0.0	0	0.0	6	0	0	39.6
Sept 25	LV	W	DNP	0	0	-	0	-	0	-	0	-	0	0	0	-
Oct 2	@ Ind	W	DNP	0	0	-	0	-	0	-	0	-	0	0	0	-
Oct 9	@ Was	W	DNP	0	0	-	0	-	0	-	0	-	0	0	0	-
Oct 23	Ind	W	p	0	0	-	0	-	0	-	0	-	0	0	0	-
Oct 30	@ Hou	W	S	10	6	60.0	55	5.5	0	0.0	1	10.0	16	3	15	35.4
Nov 6	@ KC	L	S	16	5	31.3	80	5.0	0	0.0	0	0.0	48	3	23	49.0
Nov 13	Den	W	p	0	0	-	0	-	0	-	0	-	0	0	0	-
Nov 17	@ GB	W	DNP	0	0	-	0	-	0	-	0	-	0	0	0	-
Nov 27	Cin	L	DNP	0	0	-	0	-	0	-	0	-	0	0	0	-
Dec 4	@ Phi	L	p	4	2	50.0	16	4.0	0	0.0	0	0.0	10	0	0	60.4
Dec 11	Jax	L	DNP	0	0	-	0	-	0	-	0	-	0	0	0	-
Dec 18	@ LAC	L	p	4	3	75.0	20	5.0	0	0.0	0	0.0	7	0	0	85.4
Dec 24	Hou	L	S	23	14	60.9	99	4.3	0	0.0	2	8.7	15	4	11	34.5
Dec 29	Dal	L	DNP	0	0	-	0	-	0	-	0	-	0	0	0	-
Jan 7	@ Jax	L	DNP	0	0	-	0	-	0	-	0	-	0	0	0	-
<b>2022 Totals</b>		<b>7-10</b>	<b>8 / 3</b>	<b>61</b>	<b>31</b>	<b>50.8</b>	<b>276</b>	<b>4.5</b>	<b>0</b>	<b>0.0</b>	<b>3</b>	<b>4.9</b>	<b>48</b>	<b>10</b>	<b>49</b>	<b>42.8</b>

**Other passers:** Other passers: **Derrick Henry** (2/2 for 4 yards and 1 TD at GB, 11/17)

## 2022 TITANS GAME-BY-GAME INDIVIDUAL RUSHING STATISTICS

### HASSAN HASKINS (RB)

Date	Opp	GP	/	GS	Att	Yds	Avg	Lg	TD
Sept 11	NYG	p			0	0	-	-	0
Sept 19	@ Buf	p			9	37	4.1	9	0
Sept 25	LV	p			0	0	-	-	0
Oct 2	@ Ind	p			0	0	-	-	0
Oct 9	@ Was	p			0	0	-	-	0
Oct 23	Ind	p			0	0	-	-	0
Oct 30	@ Hou	p			0	0	-	-	0
Nov 6	@ KC	p			1	5	5.0	5	0
Nov 13	Den	p			0	0	-	-	0
Nov 17	@ GB	p			0	0	-	-	0
Nov 27	Cin	p			0	0	-	-	0
Dec 4	@ Phi	IA							
Dec 11	Jax	IA							
Dec 18	@ LAC	p			1	8	8	8	0
Dec 24	Hou	p			0	0	-	-	0
Dec 29	Dal	S			12	40	3.3	12	0
Jan 7	@ Jax	p			2	3	1.5	3	0
<b>2022 Totals</b>		<b>15</b>	<b>/</b>	<b>1</b>	<b>25</b>	<b>93</b>	<b>3.7</b>	<b>12</b>	<b>0</b>

### DERRICK HENRY (RB)

Date	Opp	GP	/	GS	Att	Yds	Avg	Lg	TD
Sept 11	NYG	S			21	82	3.9	18	0
Sept 19	@ Buf	S			13	25	1.9	9	1
Sept 25	LV	S			20	85	4.3	24	1
Oct 2	@ Ind	S			22	114	5.2	19t	1
Oct 9	@ Was	S			28	102	3.6	15	2
Oct 23	Ind	S			30	128	4.3	23	0
Oct 30	@ Hou	S			32	219	6.8	41	2
Nov 6	@ KC	S			17	115	6.8	56	2
Nov 13	Den	S			19	53	2.8	10	0
Nov 17	@ GB	S			28	87	3.1	9	1
Nov 27	Cin	S			17	38	2.2	9	0
Dec 4	@ Phi	S			11	30	2.7	6	0
Dec 11	Jax	S			17	121	7.1	50	1
Dec 18	@ LAC	S			21	104	5.0	13	1
Dec 24	Hou	S			23	126	5.5	48t	1
Dec 29	Dal	IA							
Jan 7	@ Jax	S			30	109	3.6	14	0
<b>2022 Totals</b>		<b>16</b>	<b>/</b>	<b>16</b>	<b>349</b>	<b>1,538</b>	<b>4.4</b>	<b>56</b>	<b>13</b>

### DONTRELL HILLIARD (RB)

Date	Opp	GP	/	GS	Att	Yds	Avg	Lg	TD
Sept 11	NYG	p			2	8	4.0	5	0
Sept 19	@ Buf	IA							
Sept 25	LV	p			2	14	7.0	10	0
Oct 2	@ Ind	p			0	0	-	-	0
Oct 9	@ Was	p			1	0	0.0	0	0
Oct 23	Ind	S			1	4	4.0	4	0
Oct 30	@ Hou	p			8	83	10.4	30	0
Nov 6	@ KC	p			3	12	4.0	5	0
Nov 13	Den	p			1	2	2.0	2	0
Nov 17	@ GB	p			1	4	4.0	4	0
Nov 27	Cin	p			2	16	8.0	11	0
Dec 4	@ Phi	p			1	2	2.0	2	0
Dec 11	Jax	p			0	0	-	-	0
Dec 18	@ LAC	IR							
Dec 24	Hou	IR							
Dec 29	Dal	IR							
Jan 7	@ Jax	IR							
<b>2022 Totals</b>		<b>12</b>	<b>/</b>	<b>1</b>	<b>22</b>	<b>145</b>	<b>6.6</b>	<b>30</b>	<b>0</b>

### RYAN TANNEHILL (QB)

Date	Opp	GP	/	GS	Att	Yds	Avg	Lg	TD
Sept 11	NYG	S			2	7	3.5	9	0
Sept 19	@ Buf	S			1	2	2.0	2	0
Sept 25	LV	S			4	2	0.5	3	1
Oct 2	@ Ind	S			5	9	1.8	9	0
Oct 9	@ Was	S			3	3	1.0	2	0
Oct 23	Ind	S			4	6	1.5	8	0
Oct 30	@ Hou	IA							
Nov 6	@ KC	IA							
Nov 13	Den	S			2	12	6.0	11	0
Nov 17	@ GB	S			3	-3	-1.0	-1	0
Nov 27	Cin	S			2	9	4.5	5	0
Dec 4	@ Phi	S			3	34	11.3	17	0
Dec 11	Jax	S			2	16	8.0	8	0
Dec 18	@ LAC	S			3	1	0.3	1t	1
Dec 24	Hou	IA							
Dec 29	Dal	IR							
Jan 7	@ Jax	IR							
<b>2022 Totals</b>		<b>12</b>	<b>/</b>	<b>12</b>	<b>34</b>	<b>98</b>	<b>2.9</b>	<b>17</b>	<b>2</b>

### MALIK WILLIS (QB)

Date	Opp	GP	/	GS	Att	Yds	Avg	Lg	TD
Sept 11	NYG	DNP							
Sept 19	@ Buf	p			4	16	4.0	8	0
Sept 25	LV	DNP							
Oct 2	@ Ind	DNP							
Oct 9	@ Was	DNP							
Oct 23	Ind	p			0	0	-	-	0
Oct 30	@ Hou	S			5	12	2.4	6	0
Nov 6	@ KC	S			8	40	5.0	17	0
Nov 13	Den	p			1	-4	-4.0	-4	0
Nov 17	@ GB	DNP							
Nov 27	Cin	DNP							
Dec 4	@ Phi	p			1	8	8.0	8	0
Dec 11	Jax	DNP							
Dec 18	@ LAC	p			1	8	8.0	8	0
Dec 24	Hou	S			7	43	6.1	14t	1
Dec 29	Dal	DNP							
Jan 7	@ Jax	DNP							
<b>2022 Totals</b>		<b>8</b>	<b>/</b>	<b>3</b>	<b>27</b>	<b>123</b>	<b>4.6</b>	<b>17</b>	<b>1</b>

**Other rushers:** **Treyton Burks** (1 for 8 yards vs. LV, 9/25; 1 for 4 yards at Ind, 10/2; 1 for 15 yards vs. Hou, 12/24; 1 for 20 yards vs. Dal, 12/29), **Julius Chestnut** (5 for 13 yards at Phi, 12/4; 4 for -1 yards vs. Dal, 12/29), **Joshua Dobbs** (3 for 12 yards vs. Dal, 12/29; 5 for 32 yards @ Jax, 1/7), **Racey McMath** (1 for 4 yards at Jax, 1/7), **Chig Okonkwo** (1 for -4 yards vs. NYG, 9/11; 1 for 0 yards vs. Jax, 12/11; 1 for 6 yards at LAC, 12/18), **Jonathan Ward** (4 for 26 yards vs. Dal, 12/29, 1 for -1 yards at Jax, 1/7)

## 2022 TITANS GAME-BY-GAME INDIVIDUAL RECEIVING STATISTICS

**TREYLON BURKS (WR)**

Date	Opp	GP	/	GS	No	Yds	Avg	Lg	TD
Sept 11	NYG			p	3	55	18.3	27	0
Sept 19	@ Buf			S	4	47	11.8	16	0
Sept 25	LV			p	1	13	13.0	13	0
Oct 2	@ Ind			S	2	14	7.0	8	0
Oct 9	@ Was			IR					
Oct 23	Ind			IR					
Oct 30	@ Hou			IR					
Nov 6	@ KC			IR					
Nov 13	Den			p	3	24	8.0	15	0
Nov 17	@ GB			S	7	111	15.9	51	0
Nov 27	Cin			p	4	70	17.5	51	0
Dec 4	@ Phi			S	1	25	25.0	25t	1
Dec 11	Jax			IA					
Dec 18	@ LAC			IA					
Dec 24	Hou			p	0	0	-	-	0
Dec 29	Dal			S	4	66	16.5	30	0
Jan 7	@ Jax			S	4	19	4.8	9	0
<b>2022 Totals</b>		<b>11</b>	<b>/</b>	<b>6</b>	<b>33</b>	<b>444</b>	<b>13.5</b>	<b>51</b>	<b>1</b>

**HASSAN HASKINS (RB)**

Date	Opp	GP	/	GS	No	Yds	Avg	Lg	TD
Sept 11	NYG			p	0	0	-	-	0
Sept 19	@ Buf			p	1	0	0.0	0	0
Sept 25	LV			p	0	0	-	-	0
Oct 2	@ Ind			p	0	0	-	-	0
Oct 9	@ Was			p	0	0	-	-	0
Oct 23	Ind			p	1	5	5.0	5	0
Oct 30	@ Hou			p	0	0	-	-	0
Nov 6	@ KC			p	1	2	2.0	2	0
Nov 13	Den			p	0	0	-	-	0
Nov 17	@ GB			p	0	0	-	-	0
Nov 27	Cin			p	0	0	-	-	0
Dec 4	@ Phi			IA					
Dec 11	Jax			IA					
Dec 18	@ LAC			p	2	7	3.5	9	0
Dec 24	Hou			p	2	17	8.5	9	0
Dec 29	Dal			S	2	13	6.5	10	0
Jan 7	@ Jax			p	2	13	6.5	9	0
<b>2022 Totals</b>		<b>15</b>	<b>/</b>	<b>1</b>	<b>11</b>	<b>57</b>	<b>5.2</b>	<b>10</b>	<b>0</b>

**DERRICK HENRY (RB)**

Date	Opp	GP	/	GS	No	Yds	Avg	Lg	TD
Sept 11	NYG			S	0	0	-	-	0
Sept 19	@ Buf			S	0	0	-	-	0
Sept 25	LV			S	5	58	11.6	23	0
Oct 2	@ Ind			S	3	33	11.0	22	0
Oct 9	@ Was			S	2	30	15.0	24	0
Oct 23	Ind			S	3	10	3.3	9	0
Oct 30	@ Hou			S	1	9	9.0	9	0
Nov 6	@ KC			S	0	0	-	-	0
Nov 13	Den			S	2	14	7.0	7	0
Nov 17	@ GB			S	2	45	22.5	42	0
Nov 27	Cin			S	3	79	26.3	69	0
Dec 4	@ Phi			S	2	8	4.0	6	0
Dec 11	Jax			S	3	34	11.3	16	0
Dec 18	@ LAC			S	4	59	14.75	37	0
Dec 24	Hou			S	2	0	0.0	5	0
Dec 29	Dal			IA					
Jan 7	@ Jax			S	1	19	19.0	19	0
<b>2022 Totals</b>		<b>16</b>	<b>/</b>	<b>16</b>	<b>33</b>	<b>398</b>	<b>12.1</b>	<b>69</b>	<b>0</b>

**DONTRELL HILLIARD (RB)**

Date	Opp	GP	/	GS	No	Yds	Avg	Lg	TD
Sept 11	NYG			p	3	61	20.3	31	2
Sept 19	@ Buf			IA					
Sept 25	LV			p	1	30	30.0	30	0
Oct 2	@ Ind			p	4	18	4.5	8	0
Oct 9	@ Was			p	4	23	5.8	13t	1
Oct 23	Ind			S	0	0	-	-	0
Oct 30	@ Hou			p	1	12	12.0	12	0
Nov 6	@ KC			p	1	-4	-4.0	-4	0
Nov 13	Den			p	1	6	6.0	6	0
Nov 17	@ GB			p	1	14	14.0	14t	1
Nov 27	Cin			p	3	3	1.0	6	0
Dec 4	@ Phi			p	2	14	7.0	10	0
Dec 11	Jax			p	0	0	-	-	0
Dec 18	@ LAC			IR					
Dec 24	Hou			IR					
Dec 29	Dal			IR					
Jan 7	@ Jax			IR					
<b>2022 Totals</b>		<b>12</b>	<b>/</b>	<b>1</b>	<b>21</b>	<b>177</b>	<b>8.4</b>	<b>31</b>	<b>4</b>

**AUSTIN HOOPER (TE)**

Date	Opp	GP	/	GS	No	Yds	Avg	Lg	TD
Sept 11	NYG			p	1	6	6.0	6	0
Sept 19	@ Buf			p	1	19	19.0	19	0
Sept 25	LV			p	2	19	9.5	11	0
Oct 2	@ Ind			p	1	4	4.0	4	0
Oct 9	@ Was			p	1	7	7.0	7	0
Oct 23	Ind			p	3	56	18.7	23	0
Oct 30	@ Hou			p	1	5	5.0	5	0
Nov 6	@ KC			S	2	34	17.0	18	0
Nov 13	Den			p	5	41	8.2	17	0
Nov 17	@ GB			p	4	36	9.0	16t	2
Nov 27	Cin			p	3	30	10.0	12	0
Dec 4	@ Phi			S	3	22	7.3	9	0
Dec 11	Jax			p	5	68	13.6	24	0
Dec 18	@ LAC			p	2	33	16.5	17	0
Dec 24	Hou			p	2	20	10.0	15	0
Dec 29	Dal			p	1	6	6.0	6	0
Jan 7	@ Jax			p	4	38	9.5	14	0
<b>2022 Totals</b>		<b>17</b>	<b>/</b>	<b>2</b>	<b>41</b>	<b>444</b>	<b>10.8</b>	<b>24</b>	<b>2</b>

**CHIG OKONKWO (TE)**

Date	Opp	GP	/	GS	No	Yds	Avg	Lg	TD
Sept 11	NYG			p	1	11	11.0	11	0
Sept 19	@ Buf			p	0	0	-	-	0
Sept 25	LV			p	0	0	-	-	0
Oct 2	@ Ind			S	3	38	12.7	23	1
Oct 9	@ Was			p	0	0	-	-	0
Oct 23	Ind			S	0	0	-	-	0
Oct 30	@ Hou			p	1	3	3.0	3	0
Nov 6	@ KC			S	1	48	48.0	48	0
Nov 13	Den			S	1	41	41.0	41	0
Nov 17	@ GB			S	1	31	31.0	31	0
Nov 27	Cin			p	3	35	11.7	17	0
Dec 4	@ Phi			p	4	68	17.0	41	0
Dec 11	Jax			p	6	45	7.5	15	1
Dec 18	@ LAC			S	4	54	13.5	28	0
Dec 24	Hou			p	1	10	10.0	10	0
Dec 29	Dal			S	3	24	8.0	12	0
Jan 7	@ Jax			S	3	42	14.0	21t	1
<b>2022 Totals</b>		<b>17</b>	<b>/</b>	<b>8</b>	<b>32</b>	<b>450</b>	<b>14.1</b>	<b>48</b>	<b>3</b>

## 2022 TITANS GAME-BY-GAME INDIVIDUAL RECEIVING STATISTICS

### KYLE PHILIPS (WR)

Date	Opp	GP	/	GS	No	Yds	Avg	Lg	TD
Sept 11	NYG			p	6	66	11.0	21	0
Sept 19	@ Buf			p	1	5	5.0	5	0
Sept 25	LV			IA					
Oct 2	@ Ind			p	0	0	-	-	0
Oct 9	@ Was			p	1	7	7.0	7	0
Oct 23	Ind			IA					
Oct 30	@ Hou			IR					
Nov 6	@ KC			IR					
Nov 13	Den			IR					
Nov 17	@ GB			IR					
Nov 27	Cin			IR					
Dec 4	@ Phi			IR					
Dec 11	Jax			IR					
Dec 18	@ LAC			IR					
Dec 24	Hou			IR					
Dec 29	Dal			IR					
Jan 7	@ Jax			IR					
<b>2022 Totals</b>		<b>4</b>	<b>/</b>	<b>0</b>	<b>8</b>	<b>78</b>	<b>9.8</b>	<b>21</b>	<b>0</b>

### GEOFF SWAIM (TE)

Date	Opp	GP	/	GS	No	Yds	Avg	Lg	TD
Sept 11	NYG			S	3	19	6.3	9	0
Sept 19	@ Buf			S	0	0	-	-	0
Sept 25	LV			S	3	19	6.3	13	1
Oct 2	@ Ind			S	0	0	-	-	0
Oct 9	@ Was			S	1	5	5.0	5	0
Oct 23	Ind			p	0	0	-	-	0
Oct 30	@ Hou			S	0	0	-	-	0
Nov 6	@ KC			S	0	0	-	-	0
Nov 13	Den			S	0	0	-	-	0
Nov 17	@ GB			p	1	3	3.0	3	0
Nov 27	Cin			S	0	0	-	-	0
Dec 4	@ Phi			S	1	4	4.0	4	0
Dec 11	Jax			p	0	0	-	-	0
Dec 18	@ LAC			S	0	0	-	-	0
Dec 24	Hou			S	1	-1	-1.0	-1	0
Dec 29	Dal			p	1	4	4.0	4	0
Jan 7	@ Jax			S	1	5	5.0	5	0
<b>2022 Totals</b>		<b>17</b>	<b>/</b>	<b>13</b>	<b>12</b>	<b>58</b>	<b>4.8</b>	<b>13</b>	<b>1</b>

### NICK WESTBROOK-IKHINE (WR)

Date	Opp	GP	/	GS	No	Yds	Avg	Lg	TD
Sept 11	NYG			S	1	13	13.0	13	0
Sept 19	@ Buf			S	1	13	13.0	13	0
Sept 25	LV			S	3	40	13.3	15	0
Oct 2	@ Ind			p	0	0	-	-	0
Oct 9	@ Was			S	2	72	36.0	61	0
Oct 23	Ind			S	0	0	-	-	0
Oct 30	@ Hou			S	0	0	-	-	0
Nov 6	@ KC			p	0	0	-	-	0
Nov 13	Den			S	5	119	23.8	63t	2
Nov 17	@ GB			S	2	28	14.0	19	0
Nov 27	Cin			S	4	58	14.5	25	0
Dec 4	@ Phi			p	1	4	4.0	4	0
Dec 11	Jax			S	3	23	7.7	13	1
Dec 18	@ LAC			S	0	0	-	-	0
Dec 24	Hou			S	2	23	11.5	14	0
Dec 29	Dal			S	1	4	4.0	4	0
Jan 7	@ Jax			p	0	0	-	-	0
<b>2022 Totals</b>		<b>17</b>	<b>/</b>	<b>13</b>	<b>25</b>	<b>397</b>	<b>15.9</b>	<b>63t</b>	<b>3</b>

### ROBERT WOODS (WR)

Date	Opp	GP	/	GS	No	Yds	Avg	Lg	TD
Sept 11	NYG			S	1	13	13.0	13	0
Sept 19	@ Buf			S	4	39	9.8	17	0
Sept 25	LV			S	4	85	21.3	41	0
Oct 2	@ Ind			p	4	30	7.5	10	1
Oct 9	@ Was			S	4	37	9.3	13	0
Oct 23	Ind			S	3	26	8.7	13	0
Oct 30	@ Hou			S	2	26	13.0	16	0
Nov 6	@ KC			p	0	0	-	-	0
Nov 13	Den			S	2	10	5.0	6	0
Nov 17	@ GB			S	6	69	11.5	32	0
Nov 27	Cin			S	2	16	8.0	10	0
Dec 4	@ Phi			S	1	6	6.0	6	0
Dec 11	Jax			S	5	49	9.8	18	0
Dec 18	@ LAC			S	2	12	6	8	0
Dec 24	Hou			S	4	30	7.5	10	0
Dec 29	Dal			S	5	39	7.8	10	1
Jan 7	@ Jax			S	4	40	10.0	13	0
<b>2022 Totals</b>		<b>17</b>	<b>/</b>	<b>15</b>	<b>53</b>	<b>527</b>	<b>9.9</b>	<b>41</b>	<b>2</b>

**Other receivers:** **C.J. Board** (1 for 6 yards at Phi, 12/4), **Julius Chestnut** (2 for 8 yards vs. Jax, 12/11; 1 for 33 yards vs. Dal, 12/29), **Chris Conley** (1 for 27 yards vs. Jax, 12/11; 3 for 19 yards at LAC, 12/18), **Cody Hollister** (1 for 22 yards vs. NYG, 9/11; 2 for 32 yards vs. Ind, 10/23), **Mason Kinsey** (1 for 3 yards vs. Ind, 10/23), **Racey McMath** (1 for 1 yard at LAC, 12/18; 1 for 39 yards vs. Dal, 12/29), **Jonathan Ward** (1 for 4 yards vs. Dal, 12/29, 1 for 3 yards at Jax, 1/7)

## 2022 TITANS GAME-BY-GAME INDIVIDUAL PUNTING STATISTICS

### RYAN STONEHOUSE

Date	Opp	GP	/	GS	No.	Yds	Avg	Ret	Yds	R Avg	TB	In	Lg	Blk	Net
Sept 11	NYG			p	6	342	57.0	5	62	12.4	0	3	66	0	46.7
Sept 19	@ Buf			p	6	333	55.5	4	41	10.3	1	2	66	0	45.3
Sept 25	LV			p	3	181	60.3	1	13	13.0	1	2	70	0	49.3
Oct 2	@ Ind			p	4	211	52.8	2	20	10.0	0	0	57	0	47.8
Oct 9	@ Was			p	8	416	52.0	5	29	5.8	0	4	66	0	48.4
Oct 23	Ind			p	3	164	54.7	3	47	15.7	0	0	58	0	39.0
Oct 30	@ Hou			p	5	242	48.4	3	18	6.0	1	4	57	0	40.8
Nov 6	@ KC			p	8	390	48.8	5	59	11.8	0	2	63	0	41.4
Nov 13	Den			p	8	432	54.0	3	14	4.7	2	3	74	0	47.3
Nov 17	@ GB			p	3	152	50.7	3	42	14	0	1	59	0	36.7
Nov 27	Cin			p	5	269	53.8	2	10	5.0	2	2	71	0	43.8
Dec 4	@ Phi			p	7	401	57.3	6	105	17.5	0	1	62	0	42.3
Dec 11	Jax			p	3	150	50.0	3	20	6.7	0	0	53	0	43.3
Dec 18	@ LAC			p	7	392	56.0	4	53	13.3	1	4	68	0	45.6
Dec 24	Hou			p	6	301	50.2	5	41	8.2	0	1	61	0	43.3
Dec 29	Dal			p	5	237	47.4	3	29	9.7	1	1	55	0	37.6
Jan 7	@ Jax			p	3	166	55.3	2	33	16.5	0	0	60	0	44.3
<b>2022 Totals</b>		<b>17</b>	<b>/</b>	<b>0</b>	<b>90</b>	<b>4,779</b>	<b>53.1</b>	<b>59</b>	<b>636</b>	<b>10.8</b>	<b>9</b>	<b>30</b>	<b>74</b>	<b>0</b>	<b>44.0</b>

Other punters: None

## 2022 TITANS GAME-BY-GAME INDIVIDUAL RETURN STATISTICS

### C.J. BOARD

Date	Opp	GP	/	GS	PUNT RETURNS					KICKOFF RETURNS					
					No	FC	Yds	Avg	Lg	TD	No	Yds	Avg	Lg	TD
Oct 23	Ind			PS											
Oct 30	@ Hou			PS											
Nov 6	@ KC			PS											
Nov 13	Den			p	4	3	51	12.8	17	0	0	0	-	-	0
Nov 17	@ GB			p	2	0	12	6.0	9	0	0	0	-	-	0
Nov 27	Cin			p	4	1	42	10.5	13	0	1	20	20.0	20	0
Dec 4	@ Phi			p	4	1	42	10.5	19	0	3	62	20.7	22	0
Dec 11	Jax			IA											
Dec 18	@ LAC			IR											
Dec 24	Hou			IR											
Dec 29	Dal			IR											
Jan 7	@ Jax			IR											
<b>2022 Totals</b>		<b>4</b>	<b>/</b>	<b>0</b>	<b>14</b>	<b>5</b>	<b>147</b>	<b>10.5</b>	<b>19</b>	<b>0</b>	<b>4</b>	<b>82</b>	<b>20.5</b>	<b>22</b>	<b>0</b>

### JULIUS CHESTNUT

Date	Opp	GP	/	GS	PUNT RETURNS					KICKOFF RETURNS					
					No	FC	Yds	Avg	Lg	TD	No	Yds	Avg	Lg	TD
Sept 11	NYG			IA											
Sept 19	@ Buf			IA											
Sept 25	LV			IA											
Oct 2	@ Ind			PS											
Oct 9	@ Was			PS											
Oct 23	Ind			PS											
Oct 30	@ Hou			PS											
Nov 6	@ KC			PS											
Nov 13	Den			PS											
Nov 17	@ GB			PS											
Nov 27	Cin			PS											
Dec 4	@ Phi			p	0	0	0	-	-	0	0	0	-	-	0
Dec 11	Jax			p	0	0	0	-	-	0	2	53	26.5	33	0
Dec 18	@ LAC			p	0	0	0	-	-	0	1	6	6.0	6	0
Dec 24	Hou			p	0	0	0	-	-	0	4	85	21.3	28	0
Dec 29	Dal			p	0	0	0	-	-	0	1	25	25.0	25	0
Jan 7	@ Jax			p	0	0	0	-	-	0	2	46	23.0	24	0
<b>2022 Totals</b>		<b>6</b>	<b>/</b>	<b>0</b>	<b>0</b>	<b>0</b>	<b>0</b>	<b>-</b>	<b>-</b>	<b>0</b>	<b>10</b>	<b>215</b>	<b>21.5</b>	<b>33</b>	<b>0</b>

## 2022 TITANS GAME-BY-GAME INDIVIDUAL RETURN STATISTICS

HASSAN HASKINS				PUNT RETURNS						KICKOFF RETURNS				
Date	Opp	GP	/ GS	No	FC	Yds	Avg	Lg	TD	No	Yds	Avg	Lg	TD
Sept 11	NYG		p	0	0	0	-	-	0	0	0	-	-	0
Sept 19	@ Buf		p	0	0	0	-	-	0	2	40	20.0	20	0
Sept 25	LV		p	0	0	0	-	-	0	1	29	29.0	29	0
Oct 2	@ Ind		p	0	0	0	-	-	0	4	105	26.3	37	0
Oct 9	@ Was		p	0	0	0	-	-	0	0	0	-	-	0
Oct 23	Ind		p	0	0	0	-	-	0	2	45	22.5	28	0
Oct 30	@ Hou		p	0	0	0	-	-	0	1	17	17.0	17	0
Nov 6	@ KC		p	0	0	0	-	-	0	4	72	18.0	22	0
Nov 13	Den		p	0	0	0	-	-	0	1	17	17.0	17	0
Nov 17	@ GB		p	0	0	0	-	-	0	4	89	22.3	27	0
Nov 27	Cin		p	0	0	0	-	-	0	0	0	-	-	0
Dec 4	@ Phi		IA											
Dec 11	Jax		IA											
Dec 18	@ LAC		p	0	0	0	-	-	0	0	0	-	-	0
Dec 24	Hou		p	0	0	0	-	-	0	0	0	-	-	0
Dec 29	Dal		S	0	0	0	-	-	0	0	0	-	-	0
Jan 7	@ Jax		p	0	0	0	-	-	0	0	0	-	-	0
<b>2022 Totals</b>		<b>15</b>	<b>/ 1</b>	<b>0</b>	<b>0</b>	<b>0</b>	<b>-</b>	<b>-</b>	<b>0</b>	<b>19</b>	<b>414</b>	<b>21.8</b>	<b>37</b>	<b>0</b>

ROBERT WOODS				PUNT RETURNS						KICKOFF RETURNS				
Date	Opp	GP	/ GS	No	FC	Yds	Avg	Lg	TD	No	Yds	Avg	Lg	TD
Sept 11	NYG		S	0	0	0	-	-	0	0	0	-	-	0
Sept 19	@ Buf		S	0	1	0	-	-	0	0	0	-	-	0
Sept 25	LV		S	1	1	21	21.0	21	0	0	0	-	-	0
Oct 2	@ Ind		p	0	1	0	-	-	0	0	0	-	-	0
Oct 9	@ Was		S	1	1	0	0.0	0	0	0	0	-	-	0
Oct 23	Ind		S	0	1	0	-	-	0	0	0	-	-	0
Oct 30	@ Hou		S	4	3	40	10.0	16	0	0	0	-	-	0
Nov 6	@ KC		p	2	2	11	5.5	11	0	0	0	-	-	0
Nov 13	Den		S	0	0	0	-	-	0	0	0	-	-	0
Nov 17	@ GB		S	0	0	0	-	-	0	0	0	-	-	0
Nov 27	Cin		S	0	0	0	-	-	0	0	0	-	-	0
Dec 4	@ Phi		S	0	0	0	-	-	0	0	0	-	-	0
Dec 11	Jax		S	0	0	0	-	-	0	0	0	-	-	0
Dec 18	@ LAC		S	0	0	0	-	-	0	0	0	-	-	0
Dec 24	Hou		S	2	1	16	8.0	10	0	0	0	-	-	0
Dec 29	Dal		S	0	2	0	-	-	0	0	0	-	-	0
Jan 7	@ Jax		S	1	1	2	2.0	2	0	0	0	-	-	0
<b>2022 Totals</b>		<b>17</b>	<b>/ 15</b>	<b>11</b>	<b>14</b>	<b>90</b>	<b>8.2</b>	<b>21</b>	<b>0</b>	<b>0</b>	<b>0</b>	<b>-</b>	<b>-</b>	<b>0</b>

**Other returners:** Trenton Cannon (2 KR for 33 yards vs. NYG, 9/11), Dontrell Hilliard (2 PR for 4 yards and 1 KR for 23 yards vs. Jax., 12/11), Amani Hooker (1 PR for 0 yards at Buf., 9/20), Mason Kinsey (2 PR for 0 yards at LAC, 12/18), Kyle Philips (4 PR for 62 yards vs. NYG, 9/11; 1 PR for 0 yards at Buf, 9/19), Josh Thompson (1 PR for 0 yards vs. Jax, 12/11), Jonathan Ward (1 KR for 25 yards at Jax., 1/7)

## 2022 TITANS GAME-BY-GAME INDIVIDUAL DEFENSIVE STATISTICS

ANDREW ADAMS (DB)					TACKLES . . .							INTERCEPTIONS . . .					FUMBLES . . .			SpT	
Date	Opp	GP	/	GS	Tot	Solo	Asst	Sk	Yds	QBP	TFL	No	Yds	Lg	TD	PD	FF	FR	Yds		
Sept 25	LV			IA																	
Oct 2	@ Ind			S	5	3	2	0.0	0.0	1	0	0	0	0	0	0	0	0	0	0	0
Oct 9	@ Was			p	2	2	0	0.0	0.0	0	0	0	0	0	0	0	0	0	0	0	1
Oct 23	Ind			S	10	6	4	0.0	0.0	0	0	1	76	76t	1	1	0	0	0	0	0
Oct 30	@ Hou			p	1	1	0	0.0	0.0	1	0	0	0	0	0	0	0	0	0	0	0
Nov 6	@ KC			S	7	6	1	0.0	0.0	0	0	0	0	0	0	0	0	0	0	0	0
Nov 13	Den			S	7	6	1	0.0	0.0	0	0	0	0	0	0	0	0	0	0	0	0
Nov 17	@ GB			S	2	1	1	0.0	0.0	0	0	0	0	0	0	0	0	0	0	0	0
Nov 27	Cin			S	0	0	0	0.0	0.0	0	0	0	0	0	0	1	0	0	0	0	0
Dec 4	@ Phi			S	6	3	3	0.0	0.0	1	0	0	0	0	0	0	0	0	0	0	0
Dec 11	Jax			S	10	8	2	0.0	0.0	0	0	0	0	0	0	1	0	0	0	0	0
Dec 18	@ LAC			S	6	4	2	0.0	0.0	1	0	0	0	0	0	0	0	0	0	0	0
Dec 24	Hou			S	2	1	1	0.0	0.0	0	0	0	0	0	0	0	0	0	0	0	1
Dec 29	Dal			S	2	1	1	0.0	0.0	0	0	0	0	0	0	0	0	0	0	0	0
Jan 7	@ Jax			IR																	
<b>2022 Totals</b>		<b>13</b>	<b>/</b>	<b>11</b>	<b>60</b>	<b>42</b>	<b>18</b>	<b>0.0</b>	<b>0.0</b>	<b>4</b>	<b>0</b>	<b>1</b>	<b>76</b>	<b>76t</b>	<b>1</b>	<b>3</b>	<b>0</b>	<b>0</b>	<b>0</b>	<b>0</b>	<b>2</b>

OLA ADENIYI (OLB)					TACKLES . . .							INTERCEPTIONS . . .					FUMBLES . . .			SpT	
Date	Opp	GP	/	GS	Tot	Solo	Asst	Sk	Yds	QBP	TFL	No	Yds	Lg	TD	PD	FF	FR	Yds		
Sept 11	NYG			S	0	0	0	0.0	0.0	1	0	0	0	0	0	0	0	0	0	0	0
Sept 19	@ Buf			p	1	0	1	0.0	0.0	1	0	0	0	0	0	0	0	0	0	0	0
Sept 25	LV			IA																	
Oct 2	@ Ind			IA																	
Oct 9	@ Was			IA																	
Oct 23	Ind			IR																	
Oct 30	@ Hou			IR																	
Nov 6	@ KC			IR																	
Nov 13	Den			IR																	
Nov 17	@ GB			IR																	
Nov 27	Cin			IR																	
Dec 4	@ Phi			p	2	2	0	0.0	0.0	1	0	0	0	0	0	0	0	0	0	0	0
Dec 11	Jax			IA																	
<b>2022 Totals</b>		<b>3</b>	<b>/</b>	<b>1</b>	<b>3</b>	<b>2</b>	<b>1</b>	<b>0.0</b>	<b>0.0</b>	<b>3</b>	<b>0</b>	<b>0</b>	<b>0</b>	<b>0</b>	<b>0</b>	<b>0</b>	<b>0</b>	<b>0</b>	<b>0</b>	<b>0</b>	<b>0</b>

DENICO AUTRY (DL)					TACKLES . . .							INTERCEPTIONS . . .					FUMBLES . . .			SpT
Date	Opp	GP	/	GS	Tot	Solo	Asst	Sk	Yds	QBP	TFL	No	Yds	Lg	TD	PD	FF	FR	Yds	
Sept 11	NYG			p	4	2	2	0.0	0.0	2	0	0	0	0	0	0	0	0	0	0
Sept 19	@ Buf			p	2	1	1	1.0	4.0	3	1	0	0	0	0	1	0	0	0	0
Sept 25	LV			p	0	0	0	0.0	0.0	3	0	0	0	0	0	0	0	0	0	0
Oct 2	@ Ind			S	2	2	0	2.0	25.0	5	1	0	0	0	0	0	1	0	0	0
Oct 9	@ Was			S	4	1	3	1.0	9.0	4	1	0	0	0	0	0	0	0	0	0
Oct 23	Ind			S	3	2	1	1.0	4.0	2	1	0	0	0	0	1	0	0	0	0
Oct 30	@ Hou			p	0	0	0	0.0	0.0	4	0	0	0	0	0	0	0	0	0	0
Nov 6	@ KC			S	3	3	0	2.0	11.0	4	2	0	0	0	0	0	0	0	0	0
Nov 13	Den			S	2	1	1	0.0	0.0	7	0	0	0	0	0	0	0	0	0	0
Nov 17	@ GB			S	0	0	0	0.0	0.0	1	0	0	0	0	0	0	0	0	0	0
Nov 27	Cin			IA																
Dec 4	@ Phi			IA																
Dec 11	Jax			IA																
Dec 18	@ LAC			IA																
Dec 24	Hou			S	7	5	2	1.0	3.0	7	2	0	0	0	0	2	1	0	0	0
Dec 29	Dal			IA																
Jan 7	@ Jax			S	0	0	0	0.0	0.0	3	0	0	0	0	0	0	0	0	0	0
<b>2022 Totals</b>		<b>12</b>	<b>/</b>	<b>8</b>	<b>27</b>	<b>17</b>	<b>10</b>	<b>8.0</b>	<b>56.0</b>	<b>45</b>	<b>8</b>	<b>0</b>	<b>0</b>	<b>0</b>	<b>0</b>	<b>4</b>	<b>2</b>	<b>0</b>	<b>0</b>	<b>0</b>

## 2022 TITANS GAME-BY-GAME INDIVIDUAL DEFENSIVE STATISTICS

TRE AVERY (CB)					TACKLES . . .							INTERCEPTIONS . . .					FUMBLES . . .			SpT	
Date	Opp	GP	/	GS	Tot	Solo	Asst	Sk	Yds	QBP	TFL	No	Yds	Lg	TD	PD	FF	FR	Yds		
Sept 11	NYG		p		0	0	0	0.0	0.0	0	0	0	0	0	0	0	0	0	0	0	3
Sept 19	@ Buf		S		3	3	0	0.0	0.0	0	0	0	0	0	0	0	0	0	0	0	0
Sept 25	LV		p		0	0	0	0.0	0.0	0	0	0	0	0	0	0	0	0	0	0	0
Oct 2	@ Ind		p		0	0	0	0.0	0.0	0	0	0	0	0	0	0	0	0	0	0	0
Oct 9	@ Was			DNP																	
Oct 23	Ind		p		0	0	0	0.0	0.0	0	0	0	0	0	0	0	0	0	0	0	0
Oct 30	@ Hou		p		0	0	0	0.0	0.0	0	0	0	0	0	0	0	0	0	0	0	0
Nov 6	@ KC		p		0	0	0	0.0	0.0	0	0	0	0	0	0	0	0	0	0	0	1
Nov 13	Den		p		0	0	0	0.0	0.0	0	0	0	0	0	0	0	0	0	0	0	2
Nov 17	@ GB		p		1	1	0	0.0	0.0	0	1	0	0	0	0	2	0	0	0	0	0
Nov 27	Cin		p		2	1	1	0.0	0.0	0	0	0	0	0	0	2	0	0	0	0	0
Dec 4	@ Phi		p		7	6	1	0.0	0.0	0	0	0	0	0	0	2	0	0	0	0	0
Dec 11	Jax			IA																	
Dec 18	@ LAC			IA																	
Dec 24	Hou		S		2	2	0	0.0	0.0	0	0	0	0	0	0	1	0	0	0	0	0
Dec 29	Dal		S		7	6	1	0.0	0.0	0	0	0	0	0	0	2	0	0	0	0	0
Jan 7	@ Jax		p		1	1	0	0.0	0.0	0	0	0	0	0	0	0	0	0	0	0	0
<b>2022 Totals</b>		<b>14</b>	<b>/</b>	<b>3</b>	<b>23</b>	<b>20</b>	<b>3</b>	<b>0.0</b>	<b>0.0</b>	<b>0</b>	<b>1</b>	<b>0</b>	<b>0</b>	<b>0</b>	<b>0</b>	<b>9</b>	<b>0</b>	<b>0</b>	<b>0</b>	<b>0</b>	<b>6</b>

TARELL BASHAM (LB)					TACKLES . . .							INTERCEPTIONS . . .					FUMBLES . . .			SpT	
Date	Opp	GP	/	GS	Tot	Solo	Asst	Sk	Yds	QBP	TFL	No	Yds	Lg	TD	PD	FF	FR	Yds		
Dec 11	Jax		p		1	0	1	0.0	0.0	0	0	0	0	0	0	0	0	0	0	0	0
Dec 18	@ LAC		p		2	0	2	0.0	0.0	0	0	0	0	0	0	0	0	0	0	0	0
Dec 24	Hou		p		1	0	1	0.0	0.0	0	0	0	0	0	0	0	0	0	0	0	0
Dec 29	Dal		p		1	1	0	0.0	0.0	3	1	0	0	0	0	0	0	0	0	0	0
Jan 7	@ Jax		p		0	0	0	0.0	0.0	1	0	0	0	0	0	0	0	0	0	0	0
<b>2022 Totals</b>		<b>5</b>	<b>/</b>	<b>0</b>	<b>5</b>	<b>1</b>	<b>4</b>	<b>0.0</b>	<b>0.0</b>	<b>4</b>	<b>1</b>	<b>0</b>	<b>0</b>	<b>0</b>	<b>0</b>	<b>0</b>	<b>0</b>	<b>0</b>	<b>0</b>	<b>0</b>	<b>0</b>

KEVIN BYARD (S)					TACKLES . . .							INTERCEPTIONS . . .					FUMBLES . . .			SpT	
Date	Opp	GP	/	GS	Tot	Solo	Asst	Sk	Yds	QBP	TFL	No	Yds	Lg	TD	PD	FF	FR	Yds		
Sept 11	NYG		S		12	8	4	0.0	0.0	0	0	0	0	0	0	0	0	0	0	0	0
Sept 19	@ Buf		S		7	6	1	0.0	0.0	1	0	0	0	0	0	0	0	0	0	0	0
Sept 25	LV		S		4	1	3	0.0	0.0	0	0	1	24	24	0	1	0	0	0	0	0
Oct 2	@ Ind		S		6	3	3	0.0	0.0	0	0	0	0	0	0	0	0	0	0	0	0
Oct 9	@ Was		S		8	6	2	0.0	0.0	0	0	0	0	0	0	0	0	0	0	0	0
Oct 23	Ind		S		4	2	2	0.0	0.0	0	0	0	0	0	0	0	0	0	0	0	0
Oct 30	@ Hou		S		4	3	1	0.0	0.0	0	0	0	0	0	0	0	0	0	0	0	0
Nov 6	@ KC		S		12	6	6	0.0	0.0	0	0	0	0	0	0	0	0	0	0	0	0
Nov 13	Den		S		3	0	3	0.0	0.0	0	0	0	0	0	0	0	0	0	0	0	0
Nov 17	@ GB		S		6	6	0	0.0	0.0	0	0	0	0	0	0	0	0	0	0	0	0
Nov 27	Cin		S		7	5	2	0.0	0.0	0	0	0	0	0	0	0	0	0	0	0	0
Dec 4	@ Phi		S		7	4	3	0.0	0.0	0	0	0	0	0	0	0	0	0	0	0	0
Dec 11	Jax		S		3	3	0	0.0	0.0	0	0	0	0	0	0	2	0	0	0	0	0
Dec 18	@ LAC		S		5	4	1	0.0	0.0	0	0	1	3	3	0	1	0	0	0	0	0
Dec 24	Hou		S		8	5	3	0.0	0.0	1	0	0	0	0	0	0	0	0	0	0	1
Dec 29	Dal		S		6	4	2	0.0	0.0	0	0	2	30	28	0	2	0	0	0	0	0
Jan 7	@ Jax		S		4	3	1	0.0	0.0	0	0	0	0	0	0	0	0	0	0	0	0
<b>2022 Totals</b>		<b>17</b>	<b>/</b>	<b>17</b>	<b>106</b>	<b>69</b>	<b>37</b>	<b>0.0</b>	<b>0.0</b>	<b>2</b>	<b>0</b>	<b>4</b>	<b>57</b>	<b>28</b>	<b>0</b>	<b>6</b>	<b>0</b>	<b>0</b>	<b>0</b>	<b>0</b>	<b>1</b>



## 2022 TITANS GAME-BY-GAME INDIVIDUAL DEFENSIVE STATISTICS

DYLAN COLE (LB)					TACKLES . . .							INTERCEPTIONS . . .					FUMBLES . . .			SpT	
Date	Opp	GP	/	GS	Tot	Solo	Asst	Sk	Yds	QBP	TFL	No	Yds	Lg	TD	PD	FF	FR	Yds		
Sept 11	NYG		p		0	0	0	0.0	0.0	0	0	0	0	0	0	0	0	0	0	0	1
Sept 19	@ Buf		p		1	0	1	0.0	0.0	0	0	0	0	0	0	0	0	0	0	0	1
Sept 25	LV		p		2	1	1	0.0	0.0	0	0	0	0	0	0	1	0	0	0	0	0
Oct 2	@ Ind		S		7	5	2	0.0	0.0	0	1	0	0	0	0	0	0	0	0	0	0
Oct 9	@ Was		S		2	1	1	0.0	0.0	0	0	0	0	0	0	0	0	0	0	0	2
Oct 23	Ind		S		5	2	3	0.0	0.0	1	0	0	0	0	0	0	0	0	0	0	1
Oct 30	@ Hou		S		2	2	0	0.0	0.0	0	0	0	0	0	0	0	0	0	0	0	0
Nov 6	@ KC		p		6	4	2	0.0	0.0	1	0	0	0	0	0	0	0	0	0	0	2
Nov 13	Den		p		4	4	0	1.0	9.0	1	2	0	0	0	0	0	0	0	0	0	1
Nov 17	@ GB		p		3	2	1	0.0	0.0	0	0	0	0	0	0	0	0	0	0	0	3
Nov 27	Cin		S		6	3	3	0.0	0.0	0	1	0	0	0	0	0	0	0	0	0	0
Dec 4	@ Phi		S		3	3	0	0.0	0.0	0	0	0	0	0	0	0	0	0	0	0	2
Dec 11	Jax		S		4	2	2	0.0	0.0	0	0	0	0	0	0	0	0	0	0	0	0
Dec 18	@ LAC		S		5	4	1	0.0	0.0	0	0	0	0	0	0	0	0	0	0	0	0
Dec 24	Hou		IA																		
Dec 29	Dal		IA																		
Jan 7	@ Jax		p		1	1	0	0.0	0.0	0	0	0	0	0	0	0	0	0	0	0	1
<b>2022 Totals</b>		<b>15</b>	<b>/</b>	<b>8</b>	<b>51</b>	<b>34</b>	<b>17</b>	<b>1.0</b>	<b>9.0</b>	<b>3</b>	<b>4</b>	<b>0</b>	<b>0</b>	<b>0</b>	<b>0</b>	<b>1</b>	<b>0</b>	<b>0</b>	<b>0</b>	<b>14</b>	

ZACH CUNNINGHAM (LB)					TACKLES . . .							INTERCEPTIONS . . .					FUMBLES . . .			SpT	
Date	Opp	GP	/	GS	Tot	Solo	Asst	Sk	Yds	QBP	TFL	No	Yds	Lg	TD	PD	FF	FR	Yds		
Sept 11	NYG		S		6	4	2	0.0	0.0	0	0	0	0	0	0	0	0	0	0	0	1
Sept 19	@ Buf		S		5	4	1	0.0	0.0	1	0	0	0	0	0	1	0	0	0	0	0
Sept 25	LV		S		4	2	2	0.0	0.0	0	0	0	0	0	0	0	0	0	0	0	0
Oct 2	@ Ind		IA																		
Oct 9	@ Was		IA																		
Oct 23	Ind		IA																		
Oct 30	@ Hou		S		4	1	3	0.0	0.0	0	0	0	0	0	0	0	0	0	0	0	0
Nov 6	@ KC		S		4	3	1	0.0	0.0	0	0	0	0	0	0	0	0	0	0	0	0
Nov 13	Den		IR																		
Nov 17	@ GB		IR																		
Nov 27	Cin		IR																		
Dec 4	@ Phi		IR																		
Dec 11	Jax		IR																		
Dec 18	@ LAC		IR																		
Dec 24	Hou		S		0	0	0	0.0	0.0	0	0	0	0	0	0	0	0	0	0	0	0
Dec 29	Dal		IR																		
Jan 7	@ Jax		IR																		
<b>2022 Totals</b>		<b>6</b>	<b>/</b>	<b>6</b>	<b>23</b>	<b>14</b>	<b>9</b>	<b>0.0</b>	<b>0.0</b>	<b>1</b>	<b>0</b>	<b>0</b>	<b>0</b>	<b>0</b>	<b>0</b>	<b>1</b>	<b>0</b>	<b>0</b>	<b>0</b>	<b>1</b>	

BUD DUPREE (OLB)					TACKLES . . .							INTERCEPTIONS . . .					FUMBLES . . .			SpT	
Date	Opp	GP	/	GS	Tot	Solo	Asst	Sk	Yds	QBP	TFL	No	Yds	Lg	TD	PD	FF	FR	Yds		
Sept 11	NYG		S		1	1	0	1.0	6.0	6	1	0	0	0	0	0	0	1	0	0	0
Sept 19	@ Buf		S		0	0	0	0.0	0.0	1	0	0	0	0	0	0	0	0	0	0	0
Sept 25	LV		IA																		
Oct 2	@ Ind		S		1	0	1	0.0	0.0	0	0	0	0	0	0	0	0	1	0	0	0
Oct 9	@ Was		IA																		
Oct 23	Ind		S		3	2	1	1.0	3.0	8	1	0	0	0	0	1	0	0	0	0	0
Oct 30	@ Hou		S		2	2	0	1.0	13.0	3	1	0	0	0	0	0	0	0	0	0	0
Nov 6	@ KC		S		1	0	1	0.0	0.0	1	0	0	0	0	0	0	0	0	0	0	0
Nov 13	Den		IA																		
Nov 17	@ GB		IA																		
Nov 27	Cin		S		2	2	0	0.0	0.0	3	0	0	0	0	0	0	0	0	0	0	0
Dec 4	@ Phi		S		2	2	0	1.0	2.0	2	0	0	0	0	0	0	1	0	0	0	0
Dec 11	Jax		S		6	5	1	0.0	0.0	2	3	0	0	0	0	0	0	0	0	0	0
Dec 18	@ LAC		S		0	0	0	0.0	0.0	4	0	0	0	0	0	0	0	0	0	0	0
Dec 24	Hou		S		0	0	0	0.0	0.0	3	0	0	0	0	0	0	0	0	0	0	0
Dec 29	Dal		IR																		
Jan 7	@ Jax		IR																		
<b>2022 Totals</b>		<b>11</b>	<b>/</b>	<b>11</b>	<b>18</b>	<b>14</b>	<b>4</b>	<b>4.0</b>	<b>24.0</b>	<b>33</b>	<b>6</b>	<b>0</b>	<b>0</b>	<b>0</b>	<b>0</b>	<b>1</b>	<b>1</b>	<b>2</b>	<b>0</b>	<b>0</b>	

## 2022 TITANS GAME-BY-GAME INDIVIDUAL DEFENSIVE STATISTICS

MARIO EDWARDS JR. (DE)					TACKLES . . .							INTERCEPTIONS . . .					FUMBLES . . .			SpT	
Date	Opp	GP	/	GS	Tot	Solo	Asst	Sk	Yds	QBP	TFL	No	Yds	Lg	TD	PD	FF	FR	Yds	SpT	
Oct 2	@ Ind		p		2	1	1	0.0	0.0	3	0	0	0	0	0	0	0	0	0	0	0
Oct 9	@ Was		p		0	0	0	0.0	0.0	1	0	0	0	0	0	0	0	0	0	0	0
Oct 23	Ind		p		1	1	0	0.0	0.0	2	0	0	0	0	0	0	0	0	0	0	0
Oct 30	@ Hou		p		0	0	0	0.0	0.0	2	0	0	0	0	0	0	0	0	0	0	0
Nov 6	@ KC		p		2	2	0	1.0	6.0	5	1	0	0	0	0	0	0	0	0	0	0
Nov 13	Den		S		4	2	2	1.0	9.0	3	2	0	0	0	0	0	0	0	0	0	0
Nov 17	@ GB		p		1	0	1	0.0	0.0	1	0	0	0	0	0	0	0	0	0	0	0
Nov 27	Cin		S		0	0	0	0.0	0.0	0	0	0	0	0	0	1	0	0	0	0	0
Dec 4	@ Phi		S		3	3	0	1.0	3.0	2	1	0	0	0	0	0	0	0	0	0	0
Dec 11	Jax		S		0	0	0	0.0	0.0	1	0	0	0	0	0	0	0	0	0	0	0
Dec 18	@ LAC		S		0	0	0	0.0	0.0	1	0	0	0	0	0	0	0	0	0	0	0
Dec 24	Hou		IA																		
Dec 29	Dal		S		3	2	1	0.0	0.0	2	0	0	0	0	0	0	0	0	0	0	0
Jan 7	@ Jax		S		1	0	1	0.0	0.0	0	0	0	0	0	0	0	0	0	0	0	0
<b>2022 Totals</b>		<b>13</b>	<b>/</b>	<b>7</b>	<b>17</b>	<b>11</b>	<b>6</b>	<b>3.0</b>	<b>18.0</b>	<b>23</b>	<b>4</b>	<b>0</b>	<b>0</b>	<b>0</b>	<b>0</b>	<b>1</b>	<b>0</b>	<b>0</b>	<b>0</b>	<b>0</b>	<b>0</b>

CALEB FARLEY (CB)					TACKLES . . .							INTERCEPTIONS . . .					FUMBLES . . .			SpT	
Date	Opp	GP	/	GS	Tot	Solo	Asst	Sk	Yds	QBP	TFL	No	Yds	Lg	TD	PD	FF	FR	Yds	SpT	
Sept 11	NYG		p		1	1	0	0.0	0.0	0	0	0	0	0	0	0	0	0	0	0	0
Sept 19	@ Buf		S		4	3	1	0.0	0.0	0	0	0	0	0	0	0	0	0	0	0	0
Sept 25	LV		p		0	0	0	0.0	0.0	0	0	0	0	0	0	0	0	0	0	0	0
Oct 2	@ Ind		p		4	4	0	0.0	0.0	0	0	0	0	0	0	0	0	0	0	0	0
Oct 9	@ Was		p		1	1	0	0.0	0.0	0	0	0	0	0	0	0	0	0	0	0	0
Oct 23	Ind		p		0	0	0	0.0	0.0	0	0	0	0	0	0	0	0	0	0	0	0
Oct 30	@ Hou		p		0	0	0	0.0	0.0	0	0	0	0	0	0	0	0	0	0	0	0
Nov 6	@ KC		p		0	0	0	0.0	0.0	0	0	0	0	0	0	0	0	0	0	0	0
Nov 13	Den		p		0	0	0	0.0	0.0	0	0	0	0	0	0	0	0	0	0	0	0
Nov 17	@ GB		IR																		
Nov 27	Cin		IR																		
Dec 4	@ Phi		IR																		
Dec 11	Jax		IR																		
Dec 18	@ LAC		IR																		
Dec 24	Hou		IR																		
Dec 29	Dal		IR																		
Jan 7	@ Jax		IR																		
<b>2022 Totals</b>		<b>9</b>	<b>/</b>	<b>1</b>	<b>10</b>	<b>9</b>	<b>1</b>	<b>0.0</b>	<b>0.0</b>	<b>0</b>	<b>0</b>	<b>0</b>	<b>0</b>	<b>0</b>	<b>0</b>	<b>0</b>	<b>0</b>	<b>0</b>	<b>0</b>	<b>0</b>	<b>0</b>

KRISTIAN FULTON (CB)					TACKLES . . .							INTERCEPTIONS . . .					FUMBLES . . .			SpT	
Date	Opp	GP	/	GS	Tot	Solo	Asst	Sk	Yds	QBP	TFL	No	Yds	Lg	TD	PD	FF	FR	Yds	SpT	
Sept 11	NYG		S		6	5	1	0.0	0.0	0	0	0	0	0	0	0	1	0	0	0	0
Sept 19	@ Buf		IA																		
Sept 25	LV		S		6	3	3	0.0	0.0	0	2	0	0	0	0	1	0	0	0	0	0
Oct 2	@ Ind		S		3	2	1	0.0	0.0	0	0	0	0	0	0	0	0	1	0	0	0
Oct 9	@ Was		S		4	3	1	0.0	0.0	0	0	0	0	0	0	0	0	0	0	0	0
Oct 23	Ind		S		6	3	3	0.0	0.0	0	0	0	0	0	0	0	0	0	0	0	0
Oct 30	@ Hou		S		3	2	1	0.0	0.0	0	1	1	0	0	0	2	0	0	0	0	0
Nov 6	@ KC		S		4	4	0	0.0	0.0	0	0	0	0	0	0	2	0	0	0	0	0
Nov 13	Den		IA																		
Nov 17	@ GB		S		4	3	1	0.0	0.0	0	0	0	0	0	0	0	0	0	0	0	0
Nov 27	Cin		S		6	5	1	0.0	0.0	0	0	0	0	0	0	0	0	0	0	0	0
Dec 4	@ Phi		S		1	1	0	0.0	0.0	0	0	0	0	0	0	0	0	0	0	0	0
Dec 11	Jax		IA																		
Dec 18	@ LAC		IA																		
Dec 24	Hou		IA																		
Dec 29	Dal		IA																		
Jan 7	@ Jax		S		5	4	1	0.0	0.0	0	0	0	0	0	0	0	0	0	0	0	0
<b>2022 Totals</b>		<b>11</b>	<b>/</b>	<b>11</b>	<b>48</b>	<b>35</b>	<b>13</b>	<b>0.0</b>	<b>0.0</b>	<b>0</b>	<b>3</b>	<b>1</b>	<b>0</b>	<b>0</b>	<b>0</b>	<b>5</b>	<b>1</b>	<b>1</b>	<b>0</b>	<b>0</b>	<b>0</b>

## 2022 TITANS GAME-BY-GAME INDIVIDUAL DEFENSIVE STATISTICS

JACK GIBBENS (LB)					TACKLES ...							INTERCEPTIONS ...					FUMBLES ...			SpT	
Date	Opp	GP	/	GS	Tot	Solo	Asst	Sk	Yds	QBP	TFL	No	Yds	Lg	TD	PD	FF	FR	Yds		
Sept 19	@ Buf			PS																	
Sept 25	LV			PS																	
Oct 2	@ Ind			PS																	
Oct 9	@ Was			PS																	
Oct 23	Ind			PS																	
Oct 30	@ Hou			PS																	
Nov 6	@ KC			PS																	
Nov 13	Den			PS																	
Nov 17	@ GB			PS																	
Nov 27	Cin			PS																	
Dec 4	@ Phi			PS																	
Dec 11	Jax			p	0	0	0	0.0	0.0	0	0	0	0	0	0	0	0	0	0	0	0
Dec 18	@ LAC			p	6	3	3	0.0	0.0	0	0	0	0	0	0	0	0	0	0	0	0
Dec 24	Hou			p	7	4	3	0.0	0.0	0	0	1	7	7	0	1	0	0	0	0	1
Dec 29	Dal			S	10	5	5	0.0	0.0	0	0	0	0	0	0	0	0	0	0	0	0
Jan 7	@ Jax			S	4	4	0	0.0	0.0	0	0	0	0	0	0	0	0	0	0	0	0
<b>2022 Totals</b>		<b>5</b>	<b>/</b>	<b>2</b>	<b>27</b>	<b>16</b>	<b>11</b>	<b>0.0</b>	<b>0.0</b>	<b>0</b>	<b>0</b>	<b>1</b>	<b>7</b>	<b>7</b>	<b>0</b>	<b>1</b>	<b>0</b>	<b>0</b>	<b>0</b>	<b>0</b>	<b>1</b>

AMANI HOOKER (S)					TACKLES ...							INTERCEPTIONS ...					FUMBLES ...			SpT
Date	Opp	GP	/	GS	Tot	Solo	Asst	Sk	Yds	QBP	TFL	No	Yds	Lg	TD	PD	FF	FR	Yds	
Sept 11	NYG			S	4	3	1	0.0	0.0	0	0	1	0	0	0	1	0	0	0	0
Sept 19	@ Buf			S	2	2	0	0.0	0.0	0	0	0	0	0	0	1	0	0	0	0
Sept 25	LV			S	6	5	1	0.0	0.0	0	0	0	0	0	0	0	1	0	0	0
Oct 2	@ Ind			IA																
Oct 9	@ Was			IA																
Oct 23	Ind			S	10	9	1	0.0	0.0	0	1	0	0	0	0	0	0	1	0	0
Oct 30	@ Hou			S	1	1	0	0.0	0.0	0	0	0	0	0	0	0	0	0	0	0
Nov 6	@ KC			IA																
Nov 13	Den			IA																
Nov 17	@ GB			IA																
Nov 27	Cin			S	8	6	2	0.0	0.0	0	0	0	0	0	0	0	0	0	0	0
Dec 4	@ Phi			S	6	4	2	0.0	0.0	1	0	0	0	0	0	0	0	0	0	0
Dec 11	Jax			S	4	4	0	0.0	0.0	3	0	0	0	0	0	1	0	0	0	0
Dec 18	@ LAC			IA																
Dec 24	Hou			IA																
Dec 29	Dal			IA																
Jan 7	@ Jax			S	5	5	0	0.0	0.0	0	0	0	0	0	0	0	0	0	0	0
<b>2022 Totals</b>		<b>9</b>	<b>/</b>	<b>9</b>	<b>46</b>	<b>39</b>	<b>7</b>	<b>0.0</b>	<b>0.0</b>	<b>4</b>	<b>1</b>	<b>1</b>	<b>0</b>	<b>0</b>	<b>0</b>	<b>3</b>	<b>1</b>	<b>1</b>	<b>0</b>	<b>0</b>

LONNIE JOHNSON JR. (DB)					TACKLES ...							INTERCEPTIONS ...					FUMBLES ...			SpT
Date	Opp	GP	/	GS	Tot	Solo	Asst	Sk	Yds	QBP	TFL	No	Yds	Lg	TD	PD	FF	FR	Yds	
Sept 11	NYG			IA																
Sept 19	@ Buf			p	1	1	0	0.0	0.0	0	0	0	0	0	0	0	0	0	0	0
Sept 25	LV			p	0	0	0	0.0	0.0	0	0	0	0	0	0	0	0	0	0	1
Oct 2	@ Ind			p	0	0	0	0.0	0.0	0	0	0	0	0	0	0	0	0	0	0
Oct 9	@ Was			p	0	0	0	0.0	0.0	0	0	0	0	0	0	0	0	0	0	0
Oct 23	Ind			p	0	0	0	0.0	0.0	0	0	0	0	0	0	0	0	0	0	1
Oct 30	@ Hou			p	1	1	0	0.0	0.0	0	0	0	0	0	0	0	0	0	0	0
Nov 6	@ KC			p	1	0	1	0.0	0.0	0	0	0	0	0	0	0	0	0	0	0
Nov 13	Den			p	0	0	0	0.0	0.0	0	0	0	0	0	0	0	0	0	0	0
Nov 17	@ GB			IR																
Nov 27	Cin			IR																
Dec 4	@ Phi			IR																
Dec 11	Jax			IR																
Dec 18	@ LAC			p	0	0	0	0.0	0.0	0	0	0	0	0	0	0	0	0	0	0
Dec 24	Hou			p	3	2	1	0.0	0.0	0	0	0	0	0	0	0	0	0	0	0
Dec 29	Dal			p	3	3	0	0.0	0.0	0	0	0	0	0	0	0	0	0	0	0
Jan 7	@ Jax			p	0	0	0	0.0	0.0	0	0	0	0	0	0	0	0	0	0	0
<b>2022 Totals</b>		<b>12</b>	<b>/</b>	<b>0</b>	<b>9</b>	<b>7</b>	<b>2</b>	<b>0.0</b>	<b>0.0</b>	<b>0</b>	<b>0</b>	<b>0</b>	<b>0</b>	<b>0</b>	<b>0</b>	<b>0</b>	<b>0</b>	<b>0</b>	<b>0</b>	<b>2</b>

## 2022 TITANS GAME-BY-GAME INDIVIDUAL DEFENSIVE STATISTICS

NAQUAN JONES (DT)					TACKLES . . .							INTERCEPTIONS . . .					FUMBLES . . .			SpT	
Date	Opp	GP	/	GS	Tot	Solo	Asst	Sk	Yds	QBP	TFL	No	Yds	Lg	TD	PD	FF	FR	Yds	SpT	
Sept 11	NYG			IA																	
Sept 19	@ Buf			p	4	2	2	0.0	0.0	0	0	0	0	0	0	0	0	0	0	0	0
Sept 25	LV			p	1	0	1	0.0	0.0	0	0	0	0	0	0	0	0	0	0	0	0
Oct 2	@ Ind			p	0	0	0	0.0	0.0	0	0	0	0	0	0	0	0	0	0	0	0
Oct 9	@ Was			p	1	0	1	0.0	0.0	0	0	0	0	0	0	0	0	0	0	0	0
Oct 23	Ind			p	0	0	0	0.0	0.0	0	0	0	0	0	0	0	0	0	0	0	0
Oct 30	@ Hou			IA																	
Nov 6	@ KC			p	2	1	1	0.0	0.0	0	0	0	0	0	0	0	0	0	0	0	0
Nov 13	Den			p	3	2	1	1.0	1.0	1	2	0	0	0	0	0	0	0	0	0	0
Nov 17	@ GB			IA																	
Nov 27	Cin			IA																	
Dec 4	@ Phi			IA																	
Dec 11	Jax			p	3	0	3	0.0	0.0	0	0	0	0	0	0	0	0	0	0	0	0
Dec 18	@ LAC			S	2	1	1	0.0	0.0	2	0	0	0	0	0	0	0	0	0	0	0
Dec 24	Hou			p	0	0	0	0.0	0.0	0	0	0	0	0	0	0	0	0	0	0	0
Dec 29	Dal			p	0	0	0	0.0	0.0	0	0	0	0	0	0	0	0	0	0	0	0
Jan 7	@ Jax			IA																	
<b>2022 Totals</b>		<b>11</b>	<b>/</b>	<b>1</b>	<b>16</b>	<b>6</b>	<b>10</b>	<b>1.0</b>	<b>1.0</b>	<b>3</b>	<b>2</b>	<b>0</b>	<b>0</b>	<b>0</b>	<b>0</b>	<b>0</b>	<b>0</b>	<b>0</b>	<b>0</b>	<b>0</b>	<b>0</b>

JOSHUA KALU (DB)					TACKLES . . .							INTERCEPTIONS . . .					FUMBLES . . .			SpT	
Date	Opp	GP	/	GS	Tot	Solo	Asst	Sk	Yds	QBP	TFL	No	Yds	Lg	TD	PD	FF	FR	Yds	SpT	
Sept 11	NYG			p	1	1	0	0.0	0.0	0	0	0	0	0	0	0	0	0	0	0	0
Sept 19	@ Buf			p	2	2	0	0.0	0.0	0	0	0	0	0	0	0	0	0	0	0	0
Sept 25	LV			p	0	0	0	0.0	0.0	0	0	0	0	0	0	0	0	0	0	0	0
Oct 2	@ Ind			p	3	1	2	0.0	0.0	0	0	0	0	0	0	0	0	0	0	0	0
Oct 9	@ Was			S	2	1	1	0.0	0.0	0	0	0	0	0	0	0	0	0	0	0	0
Oct 23	Ind			p	0	0	0	0.0	0.0	0	0	0	0	0	0	0	0	0	0	0	0
Oct 30	@ Hou			IA																	
Nov 6	@ KC			S	9	3	6	0.0	0.0	0	0	0	0	0	0	0	0	0	0	0	0
Nov 13	Den			p	0	0	0	0.0	0.0	0	0	0	0	0	0	3	0	0	0	0	0
Nov 17	@ GB			p	6	6	0	0.0	0.0	1	0	0	0	0	0	1	1	0	0	0	1
Nov 27	Cin			p	0	0	0	0.0	0.0	0	0	0	0	0	0	0	0	0	0	0	0
Dec 4	@ Phi			p	1	0	1	0.0	0.0	0	0	0	0	0	0	0	0	0	0	0	2
Dec 11	Jax			p	0	0	0	0.0	0.0	0	0	0	0	0	0	0	0	0	0	0	0
Dec 18	@ LAC			p	2	2	0	0.0	0.0	0	1	1	0	0	0	1	0	0	0	0	0
Dec 24	Hou			S	4	1	3	0.0	0.0	0	0	0	0	0	0	0	0	0	0	0	0
Dec 29	Dal			S	7	2	5	0.0	0.0	0	0	0	0	0	0	0	0	0	0	0	0
Jan 7	@ Jax			S	1	1	0	0.0	0.0	0	0	0	0	0	0	0	0	0	0	0	1
<b>2022 Totals</b>		<b>16</b>	<b>/</b>	<b>5</b>	<b>38</b>	<b>20</b>	<b>18</b>	<b>0.0</b>	<b>0.0</b>	<b>1</b>	<b>1</b>	<b>1</b>	<b>0</b>	<b>0</b>	<b>0</b>	<b>5</b>	<b>1</b>	<b>0</b>	<b>0</b>	<b>4</b>	<b>4</b>

DAVID LONG JR. (LB)					TACKLES . . .							INTERCEPTIONS . . .					FUMBLES . . .			SpT	
Date	Opp	GP	/	GS	Tot	Solo	Asst	Sk	Yds	QBP	TFL	No	Yds	Lg	TD	PD	FF	FR	Yds	SpT	
Sept 11	NYG			S	8	5	3	0.0	0.0	2	1	0	0	0	0	0	0	0	0	0	0
Sept 19	@ Buf			S	2	1	1	0.0	0.0	0	0	0	0	0	0	0	0	0	0	0	0
Sept 25	LV			S	8	4	4	0.0	0.0	0	0	0	0	0	0	0	0	0	0	0	0
Oct 2	@ Ind			S	7	4	3	0.0	0.0	0	1	0	0	0	0	1	0	0	0	0	0
Oct 9	@ Was			S	12	6	6	0.0	0.0	0	0	1	0	0	0	1	0	0	0	0	0
Oct 23	Ind			S	8	5	3	0.0	0.0	0	0	1	4	4	0	2	0	0	0	0	0
Oct 30	@ Hou			S	8	6	2	0.0	0.0	0	2	0	0	0	0	0	0	0	0	0	0
Nov 6	@ KC			S	10	6	4	0.0	0.0	1	0	0	0	0	0	0	0	0	0	0	0
Nov 13	Den			S	7	3	4	0.0	0.0	1	0	0	0	0	0	0	0	0	0	0	0
Nov 17	@ GB			S	9	6	3	0.0	0.0	1	3	0	0	0	0	0	0	0	0	0	0
Nov 27	Cin			S	6	5	1	0.0	0.0	0	0	0	0	0	0	1	0	0	0	0	0
Dec 4	@ Phi			S	1	1	0	0.0	0.0	0	0	0	0	0	0	0	0	0	0	0	0
Dec 11	Jax			IR																	
Dec 18	@ LAC			IR																	
Dec 24	Hou			IR																	
Dec 29	Dal			IR																	
Jan 7	@ Jax			IR																	
<b>2022 Totals</b>		<b>12</b>	<b>/</b>	<b>12</b>	<b>86</b>	<b>52</b>	<b>34</b>	<b>0.0</b>	<b>0.0</b>	<b>5</b>	<b>7</b>	<b>2</b>	<b>4</b>	<b>4</b>	<b>0</b>	<b>5</b>	<b>0</b>	<b>0</b>	<b>0</b>	<b>0</b>	<b>0</b>

## 2022 TITANS GAME-BY-GAME INDIVIDUAL DEFENSIVE STATISTICS

GREG MABIN (CB)					TACKLES . . .							INTERCEPTIONS . . .					FUMBLES . . .			SpT	
Date	Opp	GP	/	GS	Tot	Solo	Asst	Sk	Yds	QBP	TFL	No	Yds	Lg	TD	PD	FF	FR	Yds	SpT	
Nov 17	@ GB			p	0	0	0	0.0	0.0	0	0	0	0	0	0	0	0	0	0	0	0
Nov 27	Cin			p	0	0	0	0.0	0.0	0	0	0	0	0	0	0	0	0	0	0	0
Dec 4	@ Phi			PS																	
Dec 11	Jax			p	2	1	1	0.0	0.0	0	0	0	0	0	0	0	0	0	0	0	0
Dec 18	@ LAC			p	9	7	2	0.0	0.0	0	0	0	0	0	0	0	0	0	0	0	0
Dec 24	Hou			p	0	0	0	0.0	0.0	0	0	0	0	0	0	0	0	0	0	0	0
Dec 29	Dal			p	2	2	0	0.0	0.0	0	0	0	0	0	0	0	0	0	0	0	0
Jan 7	@ Jax			DNP																	
<b>2022 Totals</b>		<b>6</b>	<b>/</b>	<b>0</b>	<b>13</b>	<b>10</b>	<b>3</b>	<b>0.0</b>	<b>0.0</b>	<b>0</b>	<b>0</b>	<b>0</b>	<b>0</b>	<b>0</b>	<b>0</b>	<b>0</b>	<b>0</b>	<b>0</b>	<b>0</b>	<b>0</b>	<b>0</b>

ROGER McCREARY (CB)					TACKLES . . .							INTERCEPTIONS . . .					FUMBLES . . .			SpT	
Date	Opp	GP	/	GS	Tot	Solo	Asst	Sk	Yds	QBP	TFL	No	Yds	Lg	TD	PD	FF	FR	Yds	SpT	
Sept 11	NYG			S	2	1	1	0.0	0.0	0	0	0	0	0	0	0	0	0	0	0	0
Sept 19	@ Buf			S	11	11	0	0.0	0.0	0	0	0	0	0	0	0	0	0	0	0	0
Sept 25	LV			S	10	9	1	0.0	0.0	0	0	0	0	0	0	1	0	0	0	0	0
Oct 2	@ Ind			S	7	5	2	0.0	0.0	0	1	0	0	0	0	0	0	0	0	0	0
Oct 9	@ Was			S	2	2	0	0.0	0.0	1	0	0	0	0	0	0	0	0	0	0	0
Oct 23	Ind			S	5	5	0	0.0	0.0	0	0	0	0	0	0	1	0	0	0	0	0
Oct 30	@ Hou			S	6	4	2	0.0	0.0	0	0	0	0	0	0	0	0	0	0	0	0
Nov 6	@ KC			S	8	6	2	0.0	0.0	0	0	1	4	4	0	1	0	0	0	0	0
Nov 13	Den			S	5	3	2	0.0	0.0	0	0	0	0	0	0	0	0	0	0	0	0
Nov 17	@ GB			S	6	4	2	0.0	0.0	0	1	0	0	0	0	0	0	0	0	0	0
Nov 27	Cin			S	2	2	0	0.0	0.0	0	0	0	0	0	0	1	0	0	0	0	0
Dec 4	@ Phi			S	4	4	0	0.0	0.0	0	0	0	0	0	0	0	0	0	0	0	0
Dec 11	Jax			S	5	4	1	0.0	0.0	0	0	0	0	0	0	0	0	0	0	0	0
Dec 18	@ LAC			S	3	2	1	0.0	0.0	0	0	0	0	0	0	2	0	0	0	0	0
Dec 24	Hou			S	5	4	1	0.0	0.0	0	0	0	0	0	0	0	0	0	0	0	0
Dec 29	Dal			S	3	3	0	0.0	0.0	0	0	0	0	0	0	1	0	0	0	0	0
Jan 7	@ Jax			S	1	1	0	0.0	0.0	0	0	0	0	0	0	1	0	0	0	0	0
<b>2022 Totals</b>		<b>17</b>	<b>/</b>	<b>17</b>	<b>85</b>	<b>70</b>	<b>15</b>	<b>0.0</b>	<b>0.0</b>	<b>1</b>	<b>2</b>	<b>1</b>	<b>4</b>	<b>4</b>	<b>0</b>	<b>8</b>	<b>0</b>	<b>0</b>	<b>0</b>	<b>0</b>	<b>0</b>

TERRANCE MITCHELL (DB)					TACKLES . . .							INTERCEPTIONS . . .					FUMBLES . . .			SpT	
Date	Opp	GP	/	GS	Tot	Solo	Asst	Sk	Yds	QBP	TFL	No	Yds	Lg	TD	PD	FF	FR	Yds	SpT	
Sept 25	LV			p	8	7	1	0.0	0.0	0	1	0	0	0	0	0	0	0	0	0	0
Oct 2	@ Ind			S	2	1	1	0.0	0.0	0	0	0	0	0	0	0	0	0	0	0	0
Oct 9	@ Was			S	4	3	1	0.0	0.0	0	0	0	0	0	0	1	0	0	0	0	0
Oct 23	Ind			p	3	3	0	0.0	0.0	0	0	0	0	0	0	0	1	0	0	0	0
Oct 30	@ Hou			p	1	1	0	0.0	0.0	0	0	0	0	0	0	0	0	0	0	0	0
Nov 6	@ KC			p	6	4	2	0.0	0.0	0	0	0	0	0	0	0	0	0	0	0	0
Nov 13	Den			S	8	7	1	0.0	0.0	0	0	1	1	1	0	3	0	0	0	0	0
Nov 17	@ GB			p	1	1	0	0.0	0.0	0	0	0	0	0	0	0	0	0	0	0	0
Nov 27	Cin			IA																	
Dec 4	@ Phi			p	0	0	0	0.0	0.0	0	0	0	0	0	0	0	0	0	0	0	0
Dec 11	Jax			S	4	4	0	0.0	0.0	0	0	0	0	0	0	0	0	0	0	0	0
Dec 18	@ LAC			S	2	0	2	0.0	0.0	0	0	0	0	0	0	0	0	0	0	0	0
Dec 24	Hou			IR																	
Dec 29	Dal			IR																	
Jan 7	@ Jax			IR																	
<b>2022 Totals</b>		<b>11</b>	<b>/</b>	<b>5</b>	<b>39</b>	<b>31</b>	<b>8</b>	<b>0.0</b>	<b>0.0</b>	<b>0</b>	<b>1</b>	<b>1</b>	<b>1</b>	<b>1</b>	<b>0</b>	<b>4</b>	<b>1</b>	<b>0</b>	<b>0</b>	<b>0</b>	<b>0</b>

## 2022 TITANS GAME-BY-GAME INDIVIDUAL DEFENSIVE STATISTICS

ELIJAH MOLDEN (CB)					TACKLES . . .							INTERCEPTIONS . . .					FUMBLES . . .			SpT	
Date	Opp	GP	/	GS	Tot	Solo	Asst	Sk	Yds	QBP	TFL	No	Yds	Lg	TD	PD	FF	FR	Yds		
Sept 11	NYG			IR																	
Sept 19	@ Buf			IR																	
Sept 25	LV			IR																	
Oct 2	@ Ind			IR																	
Oct 9	@ Was			IR																	
Oct 23	Ind			IR																	
Oct 30	@ Hou			IR																	
Nov 6	@ KC			IR																	
Nov 13	Den			S	3	2	1	0.0	0.0	1	1	0	0	0	0	0	0	0	0	0	0
Nov 17	@ GB			IA																	
Nov 27	Cin			p	2	2	0	0.0	0.0	0	0	0	0	0	0	0	0	0	0	0	0
Dec 4	@ Phi			IA																	
Dec 11	Jax			IR																	
Dec 18	@ LAC			IR																	
Dec 24	Hou			IR																	
Dec 29	Dal			IR																	
Jan 7	@ Jax			IR																	
<b>2022 Totals</b>		<b>2</b>	<b>/</b>	<b>1</b>	<b>5</b>	<b>4</b>	<b>1</b>	<b>0.0</b>	<b>0.0</b>	<b>1</b>	<b>1</b>	<b>0</b>	<b>0</b>	<b>0</b>	<b>0</b>	<b>0</b>	<b>0</b>	<b>0</b>	<b>0</b>	<b>0</b>	<b>0</b>

LARRELL MURCHISON (DL)					TACKLES . . .							INTERCEPTIONS . . .					FUMBLES . . .			SpT	
Date	Opp	GP	/	GS	Tot	Solo	Asst	Sk	Yds	QBP	TFL	No	Yds	Lg	TD	PD	FF	FR	Yds		
Sept 11	NYG			PS																	
Sept 19	@ Buf			PS																	
Sept 25	LV			PS																	
Oct 2	@ Ind			PS																	
Oct 9	@ Was			PS																	
Oct 23	Ind			PS																	
Oct 30	@ Hou			p	1	0	1	0.0	0.0	1	0	0	0	0	0	0	0	0	0	0	0
Nov 6	@ KC			p	0	0	0	0.0	0.0	0	0	0	0	0	0	0	0	0	0	0	0
Nov 13	Den			p	0	0	0	0.0	0.0	0	0	0	0	0	0	0	0	0	0	0	0
Nov 17	@ GB			p	0	0	0	0.0	0.0	0	0	0	0	0	0	0	0	0	0	0	0
Nov 27	Cin			IA																	
Dec 4	@ Phi			p	1	1	0	0.0	0.0	0	0	0	0	0	0	0	0	0	0	0	0
<b>2022 Totals</b>		<b>5</b>	<b>/</b>	<b>0</b>	<b>2</b>	<b>1</b>	<b>1</b>	<b>0.0</b>	<b>0.0</b>	<b>1</b>	<b>0</b>	<b>0</b>	<b>0</b>	<b>0</b>	<b>0</b>	<b>0</b>	<b>0</b>	<b>0</b>	<b>0</b>	<b>0</b>	<b>0</b>

SAM OKUAYINONU (DT)					TACKLES . . .							INTERCEPTIONS . . .					FUMBLES . . .			SpT	
Date	Opp	GP	/	GS	Tot	Solo	Asst	Sk	Yds	QBP	TFL	No	Yds	Lg	TD	PD	FF	FR	Yds		
Sept 11	NYG			PS																	
Sept 19	@ Buf			PS																	
Sept 25	LV			PS																	
Oct 2	@ Ind			PS																	
Oct 9	@ Was			p	1	0	1	0.5	4.0	1	0	0	0	0	0	0	0	0	0	0	0
Oct 23	Ind			IA																	
Oct 30	@ Hou			p	1	0	1	0.0	0.0	0	0	0	0	0	0	0	0	0	0	0	0
Nov 6	@ KC			IA																	
Nov 13	Den			p	3	2	1	0.0	0.0	1	0	0	0	0	0	0	0	0	0	0	0
Nov 17	@ GB			p	3	0	3	0.0	0.0	0	0	0	0	0	0	0	0	0	0	0	0
Nov 27	Cin			p	2	0	2	0.0	0.0	0	0	0	0	0	0	0	0	0	0	0	0
Dec 4	@ Phi			IA																	
Dec 11	Jax			PS																	
Dec 18	@ LAC			PS																	
Dec 24	Hou			PS																	
Dec 29	Dal			p	1	1	0	0.0	0.0	0	0	0	0	0	0	0	0	0	0	0	0
Jan 7	@ Jax			PS																	
<b>2022 Totals</b>		<b>6</b>	<b>/</b>	<b>0</b>	<b>11</b>	<b>3</b>	<b>8</b>	<b>0.5</b>	<b>4.0</b>	<b>2</b>	<b>0</b>	<b>0</b>	<b>0</b>	<b>0</b>	<b>0</b>	<b>0</b>	<b>0</b>	<b>0</b>	<b>0</b>	<b>0</b>	<b>0</b>

## 2022 TITANS GAME-BY-GAME INDIVIDUAL DEFENSIVE STATISTICS

MONTY RICE (LB)					TACKLES . . .						INTERCEPTIONS . . .					FUMBLES . . .			SpT		
Date	Opp	GP	/	GS	Tot	Solo	Asst	Sk	Yds	QBP	TFL	No	Yds	Lg	TD	PD	FF	FR		Yds	
Sept 11	NYG			PUP																	
Sept 19	@ Buf			PUP																	
Sept 25	LV			PUP																	
Oct 2	@ Ind			PUP																	
Oct 9	@ Was			p	0	0	0	0.0	0.0	0	0	0	0	0	0	0	0	0	0	0	0
Oct 23	Ind			p	0	0	0	0.0	0.0	0	0	0	0	0	0	0	0	0	0	0	1
Oct 30	@ Hou			p	0	0	0	0.0	0.0	0	0	0	0	0	0	0	0	0	0	0	0
Nov 6	@ KC			p	0	0	0	0.0	0.0	0	0	0	0	0	0	0	0	0	0	0	1
Nov 13	Den			S	7	4	3	0.0	0.0	0	1	0	0	0	0	0	0	0	0	0	0
Nov 17	@ GB			S	3	1	2	0.0	0.0	0	0	0	0	0	0	0	0	0	0	0	0
Nov 27	Cin			p	0	0	0	0.0	0.0	0	0	0	0	0	0	0	0	0	0	0	0
Dec 4	@ Phi			p	6	3	3	0.0	0.0	0	1	0	0	0	0	0	0	0	0	0	1
Dec 11	Jax			S	12	7	5	0.0	0.0	0	1	0	0	0	0	0	0	0	0	0	0
Dec 18	@ LAC			S	5	2	3	0.0	0.0	1	0	0	0	0	0	1	0	0	0	0	0
Dec 24	Hou			S	9	7	2	0.0	0.0	0	0	0	0	0	0	0	0	0	0	0	0
Dec 29	Dal			S	13	8	5	0.0	0.0	2	1	0	0	0	0	0	0	0	0	0	0
Jan 7	@ Jax			p	8	4	4	0.0	0.0	0	0	0	0	0	0	0	0	0	0	0	0
<b>2022 Totals</b>		<b>13</b>	<b>/</b>	<b>6</b>	<b>63</b>	<b>36</b>	<b>27</b>	<b>0.0</b>	<b>0.0</b>	<b>3</b>	<b>4</b>	<b>0</b>	<b>0</b>	<b>0</b>	<b>0</b>	<b>1</b>	<b>0</b>	<b>0</b>	<b>0</b>	<b>0</b>	<b>3</b>

JOE SCHOBERT (LB)					TACKLES . . .						INTERCEPTIONS . . .					FUMBLES . . .			SpT	
Date	Opp	GP	/	GS	Tot	Solo	Asst	Sk	Yds	QBP	TFL	No	Yds	Lg	TD	PD	FF	FR		Yds
Oct 2	@ Ind			p	6	4	2	0.0	0.0	0	0	0	0	0	0	0	1	0	0	0
Oct 9	@ Was			p	0	0	0	0.0	0.0	0	0	0	0	0	0	0	0	0	0	0
Oct 23	Ind			p	3	2	1	0.0	0.0	0	0	0	0	0	0	0	0	0	0	0
Oct 30	@ Hou			PS																
Nov 6	@ KC			PS																
Nov 13	Den			PS																
Nov 17	@ GB			S	1	1	0	0.0	0.0	0	0	0	0	0	0	0	0	0	0	0
Nov 27	Cin			IA																
Dec 4	@ Phi			p	5	4	1	0.0	0.0	0	0	0	0	0	0	0	0	0	0	0
Dec 11	Jax			p	1	1	0	0.0	0.0	0	0	0	0	0	0	0	0	0	0	0
<b>2022 Totals</b>		<b>6</b>	<b>/</b>	<b>1</b>	<b>16</b>	<b>12</b>	<b>4</b>	<b>0.0</b>	<b>0.0</b>	<b>0</b>	<b>0</b>	<b>0</b>	<b>0</b>	<b>0</b>	<b>0</b>	<b>0</b>	<b>1</b>	<b>0</b>	<b>0</b>	<b>0</b>

JEFFERY SIMMONS (DL)					TACKLES . . .						INTERCEPTIONS . . .					FUMBLES . . .			SpT	
Date	Opp	GP	/	GS	Tot	Solo	Asst	Sk	Yds	QBP	TFL	No	Yds	Lg	TD	PD	FF	FR		Yds
Sept 11	NYG			S	6	4	2	2.0	19.0	6	2	0	0	0	0	0	1	0	0	0
Sept 19	@ Buf			S	0	0	0	0.0	0.0	2	0	0	0	0	0	1	0	0	0	0
Sept 25	LV			S	2	0	2	0.0	0.0	5	0	0	0	0	0	1	0	0	0	0
Oct 2	@ Ind			S	5	1	4	0.0	0.0	0	0	0	0	0	0	0	0	0	0	0
Oct 9	@ Was			S	5	3	2	1.5	4.0	7	0	0	0	0	0	1	0	0	0	0
Oct 23	Ind			S	6	3	3	1.0	9.0	4	2	0	0	0	0	0	0	0	0	0
Oct 30	@ Hou			S	2	2	0	1.0	12.0	5	2	0	0	0	0	0	0	0	0	0
Nov 6	@ KC			S	4	3	1	0.0	0.0	2	0	0	0	0	0	1	0	0	0	0
Nov 13	Den			IA																
Nov 17	@ GB			S	5	1	4	1.0	12.0	1	1	0	0	0	0	0	0	0	0	0
Nov 27	Cin			S	5	3	2	0.0	0.0	0	1	0	0	0	0	0	0	0	0	0
Dec 4	@ Phi			S	1	0	1	0.0	0.0	0	0	0	0	0	0	1	0	0	0	0
Dec 11	Jax			S	0	0	0	0.0	0.0	3	0	0	0	0	0	2	0	0	0	0
Dec 18	@ LAC			S	7	3	4	1.0	9.0	3	1	0	0	0	0	0	0	0	0	0
Dec 24	Hou			S	4	1	3	0.0	0.0	3	0	0	0	0	0	0	0	0	0	0
Dec 29	Dal			IA																
Jan 7	@ Jax			S	1	1	0	0.0	0.0	2	0	0	0	0	0	0	0	0	0	0
<b>2022 Totals</b>		<b>15</b>	<b>/</b>	<b>15</b>	<b>53</b>	<b>25</b>	<b>28</b>	<b>7.5</b>	<b>65.0</b>	<b>43</b>	<b>9</b>	<b>0</b>	<b>0</b>	<b>0</b>	<b>0</b>	<b>7</b>	<b>1</b>	<b>0</b>	<b>0</b>	<b>0</b>

## 2022 TITANS GAME-BY-GAME INDIVIDUAL DEFENSIVE STATISTICS

KEVIN STRONG (DE)					TACKLES . . .							INTERCEPTIONS . . .					FUMBLES . . .			SpT
Date	Opp	GP	/	GS	Tot	Solo	Asst	Sk	Yds	QBP	TFL	No	Yds	Lg	TD	PD	FF	FR	Yds	
Sept 11	NYG		p		3	2	1	0.0	0.0	3	0	0	0	0	0	1	0	0	0	0
Sept 19	@ Buf		p		2	1	1	0	0.0	2	0	0	0	0	0	0	0	0	0	0
Sept 25	LV		p		0	0	0	0.0	0.0	0	0	0	0	0	0	0	0	0	0	0
Oct 2	@ Ind		p		2	1	1	0.0	0.0	0	0	0	0	0	0	0	0	0	0	0
Oct 9	@ Was		p		2	1	1	0.0	0.0	1	0	0	0	0	0	0	0	0	0	0
Oct 23	Ind		p		0	0	0	0.0	0.0	2	0	0	0	0	0	0	0	0	0	0
Oct 30	@ Hou		p		1	0	1	0.0	0.0	1	0	0	0	0	0	0	0	0	0	0
Nov 6	@ KC		IA																	
Nov 13	Den		S		1	1	0	0.0	0.0	0	0	0	0	0	0	0	0	0	0	0
Nov 17	@ GB		p		3	1	2	0.0	0.0	0	0	0	0	0	0	0	0	0	0	0
Nov 27	Cin		p		1	0	1	0.0	0.0	2	0	0	0	0	0	0	0	0	0	0
Dec 4	@ Phi		p		1	1	0	0.0	0.0	1	0	0	0	0	0	0	0	0	0	0
Dec 11	Jax		p		2	2	0	0.0	0.0	0	0	0	0	0	0	0	0	0	0	0
Dec 18	@ LAC		p		1	0	1	0.0	0.0	0	0	0	0	0	0	0	0	0	0	0
Dec 24	Hou		p		1	1	0	0.0	0.0	0	0	0	0	0	0	0	0	0	0	0
Dec 29	Dal		p		3	3	0	0.0	0.0	0	0	0	0	0	1	0	0	0	0	0
Jan 7	@ Jax		p		0	0	0	0.0	0.0	0	0	0	0	0	0	0	0	0	0	0
<b>2022 Totals</b>		<b>16</b>	<b>/</b>	<b>1</b>	<b>23</b>	<b>14</b>	<b>9</b>	<b>0.0</b>	<b>0.0</b>	<b>12</b>	<b>0</b>	<b>0</b>	<b>0</b>	<b>0</b>	<b>2</b>	<b>0</b>	<b>0</b>	<b>0</b>	<b>0</b>	<b>0</b>

TEAIR TART (DT)					TACKLES . . .							INTERCEPTIONS . . .					FUMBLES . . .			SpT
Date	Opp	GP	/	GS	Tot	Solo	Asst	Sk	Yds	QBP	TFL	No	Yds	Lg	TD	PD	FF	FR	Yds	
Sept 11	NYG		S		2	1	1	0.0	0.0	2	0	0	0	0	0	0	0	0	0	0
Sept 19	@ Buf		S		1	1	0	0.0	0.0	1	1	0	0	0	0	0	0	0	0	0
Sept 25	LV		S		1	0	1	0.0	0.0	1	0	0	0	0	1	0	0	0	0	0
Oct 2	@ Ind		S		3	1	2	0.0	0.0	1	0	1	0	0	0	2	0	0	0	0
Oct 9	@ Was		S		3	2	1	0.0	0.0	1	0	0	0	0	0	2	0	0	0	0
Oct 23	Ind		S		0	0	0	0.0	0.0	3	0	0	0	0	0	0	0	0	0	0
Oct 30	@ Hou		S		4	3	1	0.0	0.0	1	1	0	0	0	0	0	0	0	0	0
Nov 6	@ KC		S		1	0	1	0.0	0.0	1	0	0	0	0	0	0	0	0	0	0
Nov 13	Den		S		3	3	0	0.0	0.0	2	0	0	0	0	0	0	0	0	0	0
Nov 17	@ GB		S		1	1	0	0.0	0.0	0	0	0	0	0	0	0	0	0	0	0
Nov 27	Cin		S		1	1	0	0.0	0.0	0	0	0	0	0	0	0	0	0	0	0
Dec 4	@ Phi		S		0	0	0	0.0	0.0	1	0	0	0	0	0	0	0	0	0	0
Dec 11	Jax		S		1	0	1	0.0	0.0	1	0	0	0	0	0	0	0	0	0	0
Dec 18	@ LAC		IA																	
Dec 24	Hou		S		4	2	2	0.0	0.0	1	1	0	0	0	0	1	0	0	0	0
Dec 29	Dal		S		6	2	4	0.5	4.0	4	0	0	0	0	0	0	0	1	0	0
Jan 7	@ Jax		S		3	3	0	1.0	9.0	2	2	0	0	0	0	0	0	0	0	0
<b>2022 Totals</b>		<b>16</b>	<b>/</b>	<b>16</b>	<b>34</b>	<b>20</b>	<b>14</b>	<b>1.5</b>	<b>13.0</b>	<b>22</b>	<b>5</b>	<b>1</b>	<b>0</b>	<b>0</b>	<b>0</b>	<b>6</b>	<b>0</b>	<b>1</b>	<b>0</b>	<b>0</b>

DEMARCUS WALKER (DL)					TACKLES . . .							INTERCEPTIONS . . .					FUMBLES . . .			SpT
Date	Opp	GP	/	GS	Tot	Solo	Asst	Sk	Yds	QBP	TFL	No	Yds	Lg	TD	PD	FF	FR	Yds	
Sept 11	NYG		S		1	1	0	0.0	0.0	0	0	0	0	0	0	0	0	0	0	0
Sept 19	@ Buf		S		4	3	1	0.0	0.0	0	0	0	0	0	0	0	0	0	0	0
Sept 25	LV		S		2	1	1	0.0	0.0	2	0	0	0	0	0	0	0	0	0	0
Oct 2	@ Ind		p		0	0	0	0.0	0.0	0	0	0	0	0	0	0	0	0	0	0
Oct 9	@ Was		p		0	0	0	0.0	0.0	0	0	0	0	0	0	0	0	0	0	0
Oct 23	Ind		p		0	0	0	0.0	0.0	2	0	0	0	0	0	0	0	0	0	0
Oct 30	@ Hou		S		2	2	0	1.0	9.0	1	1	0	0	0	0	0	0	0	0	0
Nov 6	@ KC		p		2	1	1	1.0	7.0	3	1	0	0	0	0	0	0	0	0	0
Nov 13	Den		p		3	1	2	1.5	10.0	6	1	0	0	0	0	0	0	0	0	0
Nov 17	@ GB		S		1	1	0	0.0	0.0	2	0	0	0	0	0	0	0	0	0	0
Nov 27	Cin		p		2	2	0	1.0	4.0	3	2	0	0	0	0	0	0	0	0	0
Dec 4	@ Phi		p		1	0	1	0.0	0.0	0	0	0	0	0	0	0	0	0	0	0
Dec 11	Jax		p		2	2	0	0.0	0.0	1	1	0	0	0	0	0	0	0	0	0
Dec 18	@ LAC		p		5	4	1	2.0	13.0	4	2	0	0	0	0	0	0	0	0	0
Dec 24	Hou		p		2	2	0	0.0	0.0	1	1	0	0	0	0	0	0	0	0	0
Dec 29	Dal		S		5	3	2	0.5	4.0	2	1	0	0	0	0	0	0	0	0	0
Jan 7	@ Jax		p		0	0	0	0.0	0.0	2	0	0	0	0	0	0	0	0	0	0
<b>2022 Totals</b>		<b>17</b>	<b>/</b>	<b>6</b>	<b>32</b>	<b>23</b>	<b>9</b>	<b>7.0</b>	<b>47.0</b>	<b>29</b>	<b>10</b>	<b>0</b>	<b>0</b>	<b>0</b>	<b>0</b>	<b>0</b>	<b>0</b>	<b>0</b>	<b>0</b>	<b>0</b>



## 2022 TITANS GAME-BY-GAME INDIVIDUAL DEFENSIVE STATISTICS

RASHAD WEAVER (OLB)					TACKLES . . .							INTERCEPTIONS . . .					FUMBLES . . .			SpT	
Date	Opp	GP	/	GS	Tot	Solo	Asst	Sk	Yds	QBP	TFL	No	Yds	Lg	TD	PD	FF	FR	Yds	SpT	
Sept 11	NYG		p		4	3	1	2.0	7.0	3	2	0	0	0	0	0	0	0	0	0	0
Sept 19	@ Buf		p		0	0	0	0.0	0.0	1	0	0	0	0	0	0	0	0	0	0	0
Sept 25	LV		S		2	2	0	1.0	7.0	4	1	0	0	0	0	0	0	0	0	0	0
Oct 2	@ Ind		p		2	2	0	1.0	4.0	3	1	0	0	0	0	0	1	0	0	0	0
Oct 9	@ Was		S		1	1	0	0.0	0.0	1	0	0	0	0	0	1	0	0	0	0	0
Oct 23	Ind		p		1	0	1	0.0	0.0	1	0	0	0	0	0	0	0	0	0	0	0
Oct 30	@ Hou		IA		0	0	0	0.0	0.0	0	0	0	0	0	0	0	0	0	0	0	0
Nov 6	@ KC		p		0	0	0	0.0	0.0	5	0	0	0	0	0	0	0	0	0	0	0
Nov 13	Den		p		2	1	1	1.5	9.0	8	0	0	0	0	0	1	1	0	0	0	0
Nov 17	@ GB		p		0	0	0	0.0	0.0	3	0	0	0	0	0	0	0	0	0	0	0
Nov 27	Cin		p		3	1	2	0.0	0.0	1	0	0	0	0	0	0	0	0	0	0	0
Dec 4	@ Phi		p		3	2	1	0.0	0.0	1	1	0	0	0	0	0	0	0	0	0	0
Dec 11	Jax		p		1	1	0	0.0	0.0	0	1	0	0	0	0	2	0	0	0	0	0
Dec 18	@ LAC		p		2	1	1	0.0	0.0	5	0	0	0	0	0	0	0	0	0	0	0
Dec 24	Hou		p		3	2	1	0.0	0.0	2	1	0	0	0	0	0	0	0	0	0	0
Dec 29	Dal		S		3	2	1	0.0	0.0	0	0	0	0	0	0	1	0	0	0	0	0
Jan 7	@ Jax		S		0	0	0	0.0	0.0	1	0	0	0	0	0	1	0	1	0	0	0
<b>2022 Totals</b>		<b>16</b>	<b>/</b>	<b>4</b>	<b>27</b>	<b>18</b>	<b>9</b>	<b>5.5</b>	<b>27.0</b>	<b>39</b>	<b>7</b>	<b>0</b>	<b>0</b>	<b>0</b>	<b>0</b>	<b>6</b>	<b>2</b>	<b>1</b>	<b>0</b>	<b>0</b>	

**Other defenders:** Ugo Amadi (5 tackles vs. NYG, 9/11; 1 game played at Buf, 9/19), Da'Shawn Hand (1 QBP vs. NYG, 9/11), Chris Jackson (1 tackle at Buf, 9/19), Wyatt Ray (1 tackle, 1 QBP vs. LV, 9/25), Derrek Tuszka (1 start, 2 tackles vs. LV, 9/25)

## 2022 TITANS GAME-BY-GAME FIELD GOALS & SCORING BY QUARTER

Date	Opp	TITANS							OPPONENTS						
		1ST	2ND	3RD	4TH	OT	TOTAL	FIELD GOALS	1ST	2ND	3RD	4TH	OT	TOTAL	FIELD GOALS
Sept 11	NYG	7	6	7	0	0	20	R. Bullock (46, 23, 47WL)	0	0	13	8	0	21	None
Sept 19	@ Buf	7	0	0	0	0	7	None	7	10	24	0	0	41	T. Bass (49, 37)
Sept 25	LV	7	17	0	0	0	24	R. Bullock (48)	3	7	3	9	0	22	D. Carlson (21, 32, 35)
Oct 2	@ Ind	14	10	0	0	0	24	R. Bullock (44)	0	10	7	0	0	17	C. McLaughlin (27, 51WL)
Oct 9	@ Was	7	7	7	0	0	21	None	3	7	7	0	0	17	J. Slye (50)
Oct 23	Ind	3	10	0	6	0	19	R. Bullock (27, 28, 38, 48)	0	0	7	3	0	10	C. McLaughlin (50)
Oct 30	@ Hou	0	7	7	3	0	17	R. Bullock (48WR, 29)	0	3	0	7	0	10	K. Fairbairn (43)
Nov 6	@ KC	0	14	3	0	0	17	R. Bullock (44)	3	6	0	8	3	20	H. Butker (23, 47WR, 28)
Nov 13	Den	0	7	7	3	0	17	R. Bullock (35)	0	10	0	0	0	10	B. McManus (39)
Nov 17	@ GB	7	7	6	7	0	27	None	6	0	11	0	0	17	M. Crosby (39)
Nov 27	Cin	0	10	3	3	0	16	C. Shudak (33, 35WR, 24, 38)	0	10	3	7	0	20	E. McPherson (47, 38)
Dec 4	@ Phi	7	3	0	0	0	10	R. Bullock (36)	7	14	7	7	0	35	None
Dec 11	Jax	14	0	0	8	0	22	None	7	13	13	3	0	36	R. Patterson (37, 43, 33)
Dec 18	@ LAC	0	7	0	7	0	14	R. Bullock (51WR)	7	0	0	10	0	17	C. Dicker (43)
Dec 24	Hou	7	0	7	0	0	14	None	7	3	0	9	0	19	K. Fairbairn (25, 22)
Dec 29	Dal	0	6	7	0	0	13	R. Bullock (37, 29)	7	3	7	10	0	27	B. Maher (36, 45)
Jan 7	@ Jax	3	10	3	0	0	16	R. Bullock (51, 39, 41)	0	7	3	10	0	20	R. Patterson (26, 36)
<b>2022 Totals</b>		<b>83</b>	<b>121</b>	<b>57</b>	<b>37</b>	<b>0</b>	<b>298</b>		<b>57</b>	<b>103</b>	<b>105</b>	<b>91</b>	<b>3</b>	<b>359</b>	

## 2022 TITANS GAME-BY-GAME SCORING

### Game 1: Giants @ Titans, Sept. 11, 2022

Team	Qtr	Time	Play Description (Drive Plays-Yards, Time)	Giants	Titans
Titans	1	9:48	D.Hilliard 7 yd. pass from R.Tannehill (R.Bullock kick) (5-45, 3:00)	0	7
Titans	2	12:35	R.Bullock 46 yd. Field Goal (10-65, 4:34)	0	10
Titans	2	6:57	R.Bullock 23 yd. Field Goal (7-37, 3:03)	0	13
Giants	3	11:16	S.Barkley 4 yd. run (run failed) (4-90, 1:29)	6	13
Giants	3	8:48	S.Shepard 65 yd. pass from D.Jones (G.Gano kick) (2-64, 0:40)	13	13
Titans	3	2:54	D.Hilliard 23 yd. pass from R.Tannehill (R.Bullock kick) (9-75, 5:54)	13	20
Giants	4	1:06	C.Myrick 1 yd. pass from D.Jones (D.Jones-S.Barkley pass) (12-73, 4:21)	21	20

### Game 2: Titans @ Bills, Sept. 20, 2022

Team	Qtr	Time	Play Description (Drive Plays-Yards, Time)	Titans	Bills
Bills	1	9:07	R.Gilliam 11 yd. pass from J.Allen (T.Bass kick) (12-75, 5:53)	0	7
Titans	1	5:23	D.Henry 2 yd. run (R.Bullock kick) (9-75, 3:44)	7	7
Bills	2	7:20	T.Bass 49 yd. Field Goal (6-51, 2:34)	7	10
Bills	2	1:00	S.Diggs 4 yd. pass from J.Allen (T.Bass kick) (8-77, 4:10)	7	17
Bills	3	10:18	S.Diggs 46 yd. pass from J.Allen (T.Bass kick) (7-80, 2:26)	7	24
Bills	3	7:32	T.Bass 37 yd. Field Goal (4-1, 0:50)	7	27
Bills	3	5:34	S.Diggs 14 yd. pass from J.Allen (T.Bass kick) (4-51, 1:13)	7	34
Bills	3	3:49	M.Milano 43 yd. interception return (T.Bass kick)	7	41

### Game 3: Raiders @ Titans, Sept. 25, 2022

Team	Qtr	Time	Play Description (Drive Plays-Yards, Time)	Raiders	Titans
Titans	1	7:22	G.Swaim 2 yd. pass from R.Tannehill (R.Bullock kick) (12-75, 7:38)	0	7
Raiders	1	2:19	D.Carlson 21 yd. Field Goal (9-72, 5:03)	3	7
Titans	2	14:25	D.Henry 1 yd. run (R.Bullock kick) (6-75, 2:54)	3	14
Raiders	2	9:44	D.Adams 5 yd. pass from D.Carr (D.Carlson kick) (7-75, 4:41)	10	14
Titans	2	4:55	R.Tannehill 1 yd. run (R.Bullock kick) (8-79, 4:49)	10	21
Titans	2	0:00	R.Bullock 48 yd. Field Goal (3-19, 0:21)	10	24
Raiders	3	6:57	D.Carlson 32 yd. Field Goal (14-61, 8:03)	13	24
Raiders	4	3:29	D.Carlson 35 yd. Field Goal (7-63, 2:39)	16	24
Raiders	4	1:14	M.Hollins 9 yd. pass from D.Carr (pass failed) (14-81, 1:43)	22	24

### Game 4: Titans @ Colts, Oct. 2, 2022

Team	Qtr	Time	Play Description (Drive Plays-Yards, Time)	Titans	Colts
Titans	1	8:00	R.Woods 7 yd. pass from R.Tannehill (R.Bullock kick) (5-32, 2:47)	7	0
Titans	1	3:46	D.Henry 19 yd. run (R.Bullock kick) (6-75, 3:19)	14	0
Colts	2	13:25	C.McLaughlin 27 yd. Field Goal (11-66, 5:21)	14	3
Titans	2	9:39	R.Bullock 44 yd. Field Goal (9-41, 3:46)	17	3
Titans	2	7:40	C.Okonkwo 8 yd. pass from R.Tannehill (R.Bullock kick) (5-28, 1:54)	24	3
Colts	2	2:13	M.Alie-Cox 14 yd. pass from M.Ryan (C.McLaughlin kick) (9-75, 5:27)	24	10
Colts	3	7:26	M.Alie-Cox 7 yd. pass from M.Ryan (C.McLaughlin kick) (8-67, 5:09)	24	17

### Game 5: Titans @ Commanders, Oct. 9, 2022

Team	Qtr	Time	Play Description (Drive Plays-Yards, Time)	Titans	Commanders
Titans	1	3:58	D.Hilliard 13 yd. pass from R.Tannehill (R.Bullock kick) (6-52, 2:32)	7	0
Commanders	1	0:26	J.Slye 50 yd. Field Goal (7-43, 3:32)	7	3
Commanders	2	13:56	D.Brown 75 yd. pass from C.Wentz (J.Slye kick) (1-75, 0:10)	7	10
Titans	2	0:17	D.Henry 1 yd. run (R.Bullock kick) (15-81, 6:57)	14	10
Commanders	3	4:36	D.Brown 30 yd. pass from C.Wentz (J.Slye kick) (6-80, 3:14)	14	17
Titans	3	1:03	D.Henry 1 yd. run (R.Bullock kick) (7-75, 3:33)	21	17

### Game 6: Colts @ Titans, Oct. 23, 2022

Team	Qtr	Time	Play Description (Drive Plays-Yards, Time)	Colts	Titans
Titans	1	4:03	R.Bullock 27 yd. Field Goal (11-62, 5:32)	0	3
Titans	2	9:25	A.Adams 76 yd. interception return (R.Bullock kick)	0	10
Titans	2	1:57	R.Bullock 28 yd. Field Goal (8-52, 3:44)	0	13
Colts	3	4:07	P.Campbell 4 yd. pass from M.Ryan (C.McLaughlin kick) (12-58, 6:20)	7	13
Titans	4	13:47	R.Bullock 38 yd. Field Goal (11-55, 5:20)	7	16
Colts	4	8:31	C.McLaughlin 50 yd. Field Goal (6-24, 2:35)	10	16
Titans	4	4:47	R.Bullock 48 yd. Field Goal (9-41, 3:44)	10	19

### Game 7: Titans @ Texans, Oct. 30, 2022

Team	Qtr	Time	Play Description (Extra Point) (Drive Info)	Titans	Texans
Texans	2	10:40	K.Fairbairn 43 yd. Field Goal (4--13, 1:11)	0	3
Titans	2	4:20	D.Henry 29 yd. run (R.Bullock kick) (3-37, 0:53)	7	3
Titans	3	6:31	D.Henry 1 yd. run (R.Bullock kick) (9-65, 6:19)	14	3
Titans	4	11:08	R.Bullock 29 yd. Field Goal (12-81, 7:16)	17	3
Texans	4	0:17	D.Pierce 3 yd. pass from D.Mills (K.Fairbairn kick) (12-90, 3:46)	17	10

## 2022 TITANS GAME-BY-GAME SCORING

### Game 8: Titans @ Chiefs, Nov. 6, 2022

Team	Qtr	Time	Play Description (Drive Plays-Yards, Time)	Titans	Chiefs
Chiefs	1	6:47	H.Butker 23 yd. Field Goal (15-69, 8:13)	0	3
Chiefs	2	14:55	M.Hardman 7 yd. pass from P.Mahomes (kick failed, wl) (9-79, 4:30)	0	9
Titans	2	10:48	D.Henry 4 yd. run (R.Bullock kick) (7-74, 4:07)	7	9
Titans	2	5:24	D.Henry 1 yd. run (R.Bullock kick) (5-79, 2:50)	14	9
Titans	3	9:58	R.Bullock 44 yd. Field Goal (4-8, 1:29)	17	9
Chiefs	4	2:56	P.Mahomes 14 yd. run (P.Mahomes run) (13-93, 6:58)	17	17
Chiefs	5	4:04	H.Butker 28 yd. Field Goal (13-64, 5:56)	17	20

### Game 9: Broncos @ Titans, Nov. 14, 2022

Team	Qtr	Time	Play Description (Drive Plays-Yards, Time)	Broncos	Titans
Broncos	2	8:21	J.Virgil 66 yd. pass from R.Wilson (B.McManus kick) (6-80, 3:00)	7	0
Broncos	2	2:23	B.McManus 39 yd. Field Goal (9-41, 3:55)	10	0
Titans	2	0:12	N.Westbrook-Ikhine 9 yd. pass from R.Tannehill (R.Bullock kick) (13-75, 2:11)	10	7
Titans	3	5:14	N.Westbrook-Ikhine 63 yd. pass from R.Tannehill (R.Bullock kick) (3-80, 1:39)	10	14
Titans	4	2:59	R.Bullock 35 yd. Field Goal (10-63, 3:52)	10	17

### Game 10: Titans @ Packers, Nov. 17, 2022

Team	Qtr	Time	Play Description (Drive Plays-Yards, Time)	Titans	Packers
Titans	1	10:31	D.Hilliard 14 yd. pass from R.Tannehill (J.Lambo kick) (8-83, 4:29)	7	0
Packers	1	0:00	C.Watson 14 yd. pass from A.Rodgers (kick blocked) (11-78, 7:01)	7	6
Titans	2	0:32	D.Henry 4 yd. run (J.Lambo kick) (9-41, 2:49)	14	6
Packers	3	8:25	M.Crosby 39 yd. Field Goal (13-51, 6:35)	14	9
Titans	3	5:17	A.Hooper 3 yd. pass from D.Henry (kick failed, hru) (6-91, 3:08)	20	9
Packers	3	2:04	C.Watson 8 yd. pass from A.Rodgers (A.Rodgers-A.Jones pass) (7-69, 3:13)	20	17
Titans	4	14:55	A.Hooper 16 yd. pass from R.Tannehill (J.Lambo kick) (5-63, 2:09)	27	17

### Game 11: Bengals @ Titans, Nov. 27, 2022

Team	Qtr	Time	Play Description (Drive Plays-Yards, Time)	Bengals	Titans
Titans	2	14:06	C.Shudak 33 yd. Field Goal (10-39, 4:01)	0	3
Bengals	2	11:30	E.McPherson 47 yd. Field Goal (7-47, 2:36)	3	3
Titans	2	11:15	T.Burks fumble recovery in end zone (C.Shudak kick) (1-75, 0:15)	3	10
Bengals	2	1:55	S.Perine 7 yd. run (E.McPherson kick) (9-92, 5:34)	10	10
Bengals	3	2:35	E.McPherson 38 yd. Field Goal (14-60, 5:19)	13	10
Titans	3	0:39	C.Shudak 24 yd. Field Goal (5-69, 1:56)	13	13
Bengals	4	13:42	T.Higgins 27 yd. pass from J.Burrow (E.McPherson kick) (6-75, 1:57)	20	13
Titans	4	6:07	C.Shudak 38 yd. Field Goal (12-55, 7:35)	20	16

### Game 12: Titans @ Eagles, Dec. 4, 2022

Team	Qtr	Time	Play Description (Drive Plays-Yards, Time)	Titans	Eagles
Eagles	1	12:03	D.Smith 34 yd. pass from J.Hurts (J.Elliott kick) (7-75, 2:57)	0	7
Titans	1	2:47	T.Burks 25 yd. pass from R.Tannehill (R.Bullock kick) (10-71, 5:28)	7	7
Eagles	2	13:55	A.Brown 40 yd. pass from J.Hurts (J.Elliott kick) (7-85, 3:52)	7	14
Titans	2	3:28	R.Bullock 36 yd. Field Goal (10-69, 5:21)	10	14
Eagles	2	0:51	J.Hurts 2 yd. run (J.Elliott kick) (7-75, 2:37)	10	21
Eagles	3	12:07	A.Brown 29 yd. pass from J.Hurts (J.Elliott kick) (4-50, 1:22)	10	28
Eagles	4	11:27	M.Sanders 3 yd. run (J.Elliott kick) (16-68, 9:51)	10	35

### Game 12: Jaguars @ Titans, Dec. 11, 2022

Team	Qtr	Time	Play Description (Drive Plays-Yards, Time)	Jaguars	Titans
Titans	1	9:09	D.Henry 3 yd. run (R.Bullock kick) (10-76, 5:51)	0	7
Jaguars	1	6:01	E.Engram 12 yd. pass from T.Lawrence (R.Patterson kick) (3-20, 0:45)	7	7
Titans	1	3:03	C.Okonkwo 10 yd. pass from R.Tannehill (R.Bullock kick) (6-75, 2:58)	7	14
Jaguars	2	8:52	R.Patterson 37 yd. Field Goal (7-35, 4:04)	10	14
Jaguars	2	3:10	R.Patterson 43 yd. Field Goal (10-46, 4:06)	13	14
Jaguars	2	0:11	Z.Jones 20 yd. pass from T.Lawrence (R.Patterson kick) (6-78, 1:38)	20	14
Jaguars	3	7:53	T.Lawrence 1 yd. run (R.Patterson kick) (12-72, 7:07)	27	14
Jaguars	3	3:07	E.Engram 21 yd. pass from T.Lawrence (pass failed) (5-63, 2:09)	33	14
Jaguars	4	10:52	R.Patterson 33 yd. Field Goal (6-16, 3:12)	36	14
Titans	4	7:15	N. Westbrook-Ikhine 2 yd. pass from R. Tannehill (R. Tannehill-C.Okonkwo pass) (10-64, 3:37)	36	22

### Game 13: Titans @ Chargers, Dec. 18, 2022

Team	Qtr	Time	Play Description (Drive Plays-Yards, Time)	Titans	Chargers
Chargers	1	4:25	J.Kelley 1 yd. run (C.Dicker kick) (14-68, 8:11)	0	7
Titans	2	10:09	D.Henry 4 yd. run (R.Bullock kick) (6-63, 2:15)	7	7
Chargers	4	10:28	A.Ekeler 3 yd. run (C.Dicker kick) (6-59, 3:06)	7	14
Titans	4	0:48	R.Tannehill 1 yd. run (R.Bullock kick) (11-74, 2:09)	14	14
Chargers	4	0:04	C.Dicker 43 yd. Field Goal (6-52, 0:44)	14	17

## 2022 TITANS GAME-BY-GAME SCORING

### Game 14: Texans @ Titans, Dec. 24, 2022

Team	Qtr	Time	Play Description (Drive Plays-Yards, Time)	Texans	Titans
Titans	1	8:48	D.Henry 48 yd. run (R.Bullock kick) (5-60, 3:09)	0	7
Texans	1	2:34	R.Burkhead fumble recovery in end zone (K.Fairbairn kick) (11-75, 6:14)	7	7
Texans	2	6:50	K.Fairbairn 25 yd. Field Goal (13-52, 8:10)	10	7
Titans	3	8:51	M.Willis 14 yd. run (R.Bullock kick) (6-52, 3:34)	10	14
Texans	4	7:25	K.Fairbairn 22 yd. Field Goal (10-54, 6:19)	13	14
Texans	4	2:52	B.Cooks 6 yd. pass from D.Mills (pass failed) (5-73, 2:15)	19	14

### Game 15: Cowboys @ Titans, Dec. 29, 2022

Team	Qtr	Time	Play Description (Drive Plays-Yards, Time)	Cowboys	Titans
Cowboys	1	4:36	E.Elliott 1 yd. run (B.Maher kick) (10-60, 5:30)	7	0
Cowboys	2	14:56	B.Maher 36 yd. Field Goal (8-47, 3:41)	10	0
Titans	2	1:04	R.Bullock 37 yd. Field Goal (8-45, 2:29)	10	3
Titans	2	0:00	R.Bullock 29 yd. Field Goal (2-30, 0:13)	10	6
Cowboys	3	8:48	D.Schultz 6 yd. pass from D.Prescott (B.Maher kick) (10-89, 4:35)	17	6
Titans	3	2:04	R.Woods 7 yd. pass from J.Dobbs (R.Bullock kick) (14-71, 6:44)	17	13
Cowboys	4	11:58	D.Schultz 10 yd. pass from D.Prescott (B.Maher kick) (10-75, 5:06)	24	13
Cowboys	4	6:24	B.Maher 45 yd. Field Goal (7-53, 3:26)	27	13

### Game 16: Titans @ Jaguars, Jan. 7, 2023

Team	Qtr	Time	Play Description (Drive Plays-Yards, Time)	Titans	Jaguars
Titans	1	1:23	R.Bullock 51 yd. Field Goal (17-51, 9:59)	3	0
Titans	2	5:32	C.Okonkwo 21 yd. pass from J.Dobbs (R.Bullock kick) (7-69, 3:52)	10	0
Jaguars	2	2:36	C.Kirk 25 yd. pass from T.Lawrence (R.Patterson kick) (6-50, 2:56)	10	7
Titans	2	0:00	R.Bullock 39 yd. Field Goal (11-50, 2:36)	13	7
Jaguars	3	10:09	R.Patterson 26 yd. Field Goal (12-64, 4:51)	13	10
Titans	3	6:02	R.Bullock 41 yd. Field Goal (10-45, 4:07)	16	10
Jaguars	4	14:49	R.Patterson 36 yd. Field Goal (4-7, 0:52)	16	13
Jaguars	4	2:51	J.Allen 37 yd. fumble return (R.Patterson kick)	16	20

# 2022 TITANS GAME-BY-GAME SUMMARIES



## Week 1: Titans 20, Giants 21 Sunday, Sept. 11, 2022 • 3:25 p.m. CT • Nissan Stadium



In Week 1 of the 2022 season, the Titans hosted the New York Giants and fell by a score of 21-20. Despite limiting the Giants to two third-down conversions on 10 attempts and racking up five sacks in the contest, Tennessee was unable to mount a late-game comeback.

The Titans got on the board on their opening possession with a five-play scoring drive that was jumpstarted by a 46-yard punt return by WR **Kyle Philips**. Tennessee began the possession at the Giants' 45-yard line, and QB **Ryan Tannehill** connected with WR **Treyton Burks** for a 20-yard pass before connecting with RB **Dontrell Hilliard** for a seven-yard score. Tennessee took an early 7-0 lead.

In the second quarter the Titans extended their lead. Tannehill tossed first-down passes to TE **Geoff Swaim**, Hilliard and WR **Nick Westbrook-Ikhine**, which put K **Randy Bullock** in position to successfully make a 46-yard field goal, 10-0 Titans. On the ensuing New York possession, Giants QB **Daniel Jones** was strip-sacked by DT **Jeffery Simmons**, and the ball was recovered by OLB **Bud Dupree** at the Giants' 42-yard line. Tennessee capitalized on the turnover with a 23-yard field goal, 13-0 Titans.

New York got on the board in the third quarter with help from Giants RB **Saquon Barkley** who contributed a 68-yard rush to flip field position. Ultimately, Barkley ran a four-yard touchdown into the end zone, but the extra point snap was botched and recovered by Tennessee, 13-6 Titans.

Later in the third quarter, New York tied the score 13-13 as Jones connected with Giants WR **Sterling Shepard** for a 65-yard touchdown. However, Tennessee responded on the ensuing possession with a 75-yard scoring drive. Aided by a 20-yard catch by Philips and a 27-yard gain by Burks, Tannehill was able to connect with Hilliard for a 23-yard score and a 20-13 Titans advantage.

New York took the lead in the fourth quarter as a 73-yard scoring drive culminated in a one-yard touchdown pass from Jones to Giants FB **Chris Myarick**. New York elected to go for two, and the conversion attempt was successful as Jones connected with Barkley on a shovel pass for a 21-20 lead with just over a minute remaining in regulation.

Tennessee rallied to attempt a game-winning score, taking the ball down into Giants territory, but Bullock's field goal attempt sailed wide left as the Titans fell at home.

### SCORING

	1	2	3	4	Final
Giants	0	0	13	8	21
Tennessee	7	6	7	0	20

TEAM	SCORING PLAY	TIME
Titans	D.Hilliard 7 yd. pass from R.Tannehill (R.Bullock kick)	1-9:48
Titans	R.Bullock 46 yd. Field Goal	2-12:35
Titans	R.Bullock 23 yd. Field Goal	2-6:57
Giants	S.Barkley 4 yd. run (run failed)	3-11:16
Giants	S.Shepard 65 yd. pass from D.Jones (G.Gano kick)	3-8:48
Titans	D.Hilliard 23 yd. pass from R.Tannehill (R.Bullock kick)	3-2:54
Giants	C.Myarick 1 yd. pass from D.Jones (D.Jones-S.Barkley pass)	4-1:06

Missed FGs: R.Bullock 47WL

Attendance: 67,805

Time of Game: 3:00

Weather: 75°, Cloudy, Wind WSW 9 mph

Referee: Jerome Boger



TEAM STATISTICS

	Giants	Titans
TOTAL FIRST DOWNS	19	19
THIRD DOWN EFFICIENCY	2-10-20.0%	3-11-27.3%
FOURTH DOWN EFFICIENCY	1-1-100.0%	0-0-0.0%
TOTAL NET YARDS	394	359
Plays - Avg.	58-6.8	60-6.0
NET YARDS RUSHING	238	93
Rushes - Avg.	32-7.4	26-3.6
NET YARDS PASSING	156	266
Sacks - Yards Lost	5-32	1-0
PASS ATT-COMP-INT	21-17-1	33-20-0
PUNTS - Avg.	6-51.5	6-57.0
Net Punting Average	41.2	46.7
PUNT RETURNS - Yards	5-62	4-62
KICKOFF RETURNS - Yards	2-41	2-33
INTERCEPTIONS - Yards	0-0	1-0
PENALTIES Number and Yards	8-45	7-50
FUMBLES Number and Lost	2-1	2-1
TOUCHDOWNS	3	2
EXTRA POINTS Made-Attempts	2-3	2-2
RED ZONE EFFICIENCY	2-3-67%	2-3-67%
GOAL TO GO EFFICIENCY	2-2-100%	1-1-100%
SAFETIES	0	0
GIVEAWAYS	2	1
TAKEAWAYS	1	2
TIME OF POSSESSION	28:54	31:06

### GIANTS STARTERS

OFFENSE		DEFENSE	
TE 82	D.Bellinger	DL 99	L.Williams
LT 78	A.Thomas	DL 97	D.Lawrence
LG 68	B.Bredeson	DE 93	N.Williams
C 76	J.Feliciano	OLB 53	O.Ximines
RG 64	M.Glowinski	OLB 55	J.Ward
RT 73	E.Neal	ILB 48	T.Crowder
WR 13	D.Sills	ILB 59	A.Calitro
WR 19	K.Golladay	CB 33	A.Robinson
QB 8	D.Jones	CB 22	A.Jackson
FB 85	C.Myarick	S 20	J.Love
RB 26	S.Barkley	S 29	X.McKinney

### TITANS STARTERS

OFFENSE		DEFENSE	
TE 87	G.Swaim	DE 95	D.Walker
LT 77	T.Lewan	DT 98	J.Simmons
LG 55	A.Brewer	NT 93	T.Tart
C 60	B.Jones	OLB 92	O.Adeniyi
RG 64	N.Davis	LB 41	Z.Cunningham
RT 78	N.Petit-Frere	LB 51	D.Long
WR 15	N.Westbrook-Ikhine	OLB 48	B.Dupree
WR 2	R.Woods	CB 21	R.McCreary
QB 17	R.Tannehill	CB 26	K.Fulton
FB 44	T.Carter	S 37	A.Hooker
RB 22	D.Henry	S 31	K.Byard

### GIANTS INDIVIDUAL STATISTICS

Rushing	Att	Yds	Avg	Lg	TD
S.Barkley	18	164	9.1	68	1
D.Jones	6	25	4.2	11	0
M.Breida	5	24	4.8	9	0
K.Toney	2	23	11.5	19	0
R.James	1	2	2.0	2	0
<b>Total</b>	<b>32</b>	<b>238</b>	<b>7.4</b>	<b>68</b>	<b>1</b>

Passing	Att	Cmp	Yds	TD	Lg	IN	Rt
D.Jones	21	17	188	2	65	1	115.9
<b>Total</b>	<b>21</b>	<b>17</b>	<b>188</b>	<b>2</b>	<b>65</b>	<b>1</b>	<b>115.9</b>

Receiving	No	Yds	Avg	Lg	TD
S.Barkley	6	30	5.0	7	0
R.James	5	59	11.8	16	0
S.Shepard	2	71	35.5	65	1
K.Golladay	2	22	11.0	15	0
W.Robinson	1	5	5.0	5	0
C.Myarick	1	1	1.0	1	1
<b>Total</b>	<b>17</b>	<b>188</b>	<b>11.1</b>	<b>65</b>	<b>2</b>

Interceptions	No	Yds	Avg	Lg	TD
None					

Leading Tacklers (Press Box Totals)
T.Crowder 7-4-3; J.Ward 6-5-1; D.Holmes 6-5-1

Sacks: T.Fox 1

FF: None FR: None

### TITANS INDIVIDUAL STATISTICS

Rushing	Att	Yds	Avg	Lg	TD
D.Henry	21	82	3.9	18	0
D.Hilliard	2	8	4.0	5	0
R.Tannehill	2	7	3.5	9	0
C.Okonkwo	1	-4	-4.0	-4	0
<b>Total</b>	<b>26</b>	<b>93</b>	<b>3.6</b>	<b>18</b>	<b>0</b>

Passing	Att	Cmp	Yds	TD	Lg	IN	Rt
R.Tannehill	33	20	266	2	31	0	106.4
<b>Total</b>	<b>33</b>	<b>20</b>	<b>266</b>	<b>2</b>	<b>31</b>	<b>0</b>	<b>106.4</b>

Receiving	No	Yds	Avg	Lg	TD
K.Philips	6	66	11.0	21	0
D.Hilliard	3	61	20.3	31	2
T.Burks	3	55	18.3	27	0
G.Swaim	3	19	6.3	9	0
C.Hollister	1	22	22.0	22	0
R.Woods	1	13	13.0	13	0
N.Westbrook-Ikhine	1	13	13.0	13	0
C.Okonkwo	1	11	11.0	11	0
A.Hooper	1	6	6.0	6	0
<b>Total</b>	<b>20</b>	<b>266</b>	<b>13.3</b>	<b>31</b>	<b>2</b>

Interceptions	No	Yds	Avg	Lg	TD
A.Hooker	1	0	0.0	0	0
<b>Total</b>	<b>1</b>	<b>0</b>	<b>0.0</b>	<b>0</b>	<b>0</b>

Leading Tacklers (Press Box Totals)
K.Byard 12-8-4; D.Long 8-5-3; K.Fulton 6-5-1; Z.Cunningham 6-5-1

Sacks: J.Simmons 2; R.Weaver 2; B.Dupree 1

FF: K.Fulton 1; J.Simmons 1 FR: B.Dupree 1

# 2022 TITANS GAME-BY-GAME SUMMARIES



## Week 2: Titans 7, Bills 41 Monday, Sept. 19, 2022 • 7:15 p.m. ET • Highmark Stadium



In Week 2 of the 2022 season, the Titans traveled to Buffalo to face the Bills on Monday Night Football and fell by a score of 41-7.

Buffalo got on the board first on their opening drive as Bills QB **Josh Allen** guided his team on a 75-yard scoring drive that culminated in an 11-yard touchdown pass to Bills FB **Reggie Gilliam**, 7-0 Buffalo. The Titans responded on their opening drive with a touchdown of their own to tie the score. QB **Ryan Tannehill** connected with WR **Treyton Burks** for a 14-yard first down, with TE **Austin Hooper** for a 19-yard first down, and WR **Nick Westbrook-Ikhine** for a 13-yard pass. Facing a fourth-and-one at the Buffalo two-yard line, RB **Derrick Henry** took the handoff and plunged into the end zone for a two-yard score, 7-7.

In the second quarter, Buffalo strung together two scoring drives on consecutive possessions to make it a 17-7 score heading into halftime. First, the Tennessee defense forced Buffalo to settle for a field goal as Bills K **Tyler Bass** converted a 49-yard kick, 10-7. Then, facing a fourth-and-one at the Tennessee four-yard line, Allen connected with Bills WR **Stefon Diggs** for a four-yard score to make it 17-7.

On their first drive of the second half, Allen found Diggs in the end zone for a 46-yard touchdown to extend the lead, 24-7. Buffalo then added three more scores to put the game out of reach. After the Titans defense forced the Bills to punt, WR **Kyle Philips** muffed the punt return and it was recovered by Bills LB **Tyrel Dodson** to give Buffalo possession at the Tennessee 20-yard line. Buffalo capitalized on the turnover with a 37-yard field goal, 27-7. On the ensuing Titans possession, Tannehill's pass was tipped and intercepted by Bills S **Jordan Poyer** and the turnover gave Buffalo possession at the 50-yard line. Allen found Diggs in the end zone for the third time as a 14-yard touchdown made it a 34-7 game.

On the ensuing Tennessee possession, Tannehill threw a pick six to Bills LB **Matt Milano**, who returned the ball 43 yards for a score to make it 41-7. The deficit proved too large for the Titans to overcome as Tennessee fell on the road to Buffalo.

### SCORING

	1	2	3	4	Final
Tennessee	7	0	0	0	7
Buffalo	7	10	24	0	41

TEAM	SCORING PLAY	TIME
Bills	R.Gilliam 11 yd. pass from J.Allen (T.Bass kick)	1-9:07
Titans	D.Henry 2 yd. run (R.Bullock kick)	1-5:23
Bills	T.Bass 49 yd. Field Goal	2-7:20
Bills	S.Diggs 4 yd. pass from J.Allen (T.Bass kick)	2-1:00
Bills	S.Diggs 46 yd. pass from J.Allen (T.Bass kick)	3-10:18
Bills	T.Bass 37 yd. Field Goal	3-7:32
Bills	S.Diggs 14 yd. pass from J.Allen (T.Bass kick)	3-5:34
Bills	M.Milano 43 yd. interception return (T.Bass kick)	3-3:49

**Missed FGs:** None  
**Attendance:** 70,683  
**Time of Game:** 3:15  
**Weather:** 70°, Partly cloudy, Wind W 11 mph  
**Referee:** Shawn Smith



TEAM STATISTICS

	Titans	Bills
TOTAL FIRST DOWNS	12	23
THIRD DOWN EFFICIENCY	4-12-33.3%	5-13-38.5%
FOURTH DOWN EFFICIENCY	1-1-100.0%	2-3-66.7%
TOTAL NET YARDS	187	414
Plays - Avg.	53-3.5	65-6.4
NET YARDS RUSHING	80	101
Rushes - Avg.	27-3.0	24-4.2
NET YARDS PASSING	107	313
Sacks - Yards Lost	2-16	1-4
PASS ATT-COMP-INT	24-12-2	40-26-0
PUNTS - Avg.	6-55.5	3-48.3
Net Punting Average	45.3	48.3
PUNT RETURNS - Yards	2-0	4-41
KICKOFF RETURNS - Yards	2-40	0-0
INTERCEPTIONS - Yards	0-0	2-43
PENALTIES Number and Yards	9-87	8-49
FUMBLES Number and Lost	3-2	0-0
TOUCHDOWNS	1	5
EXTRA POINTS Made-Attempts	1-1	5-5
RED ZONE EFFICIENCY	1-1-100%	3-5-60%
GOAL TO GO EFFICIENCY	0-0-0%	0-0-0%
SAFETIES	0	0
GIVEAWAYS	4	0
TAKEAWAYS	0	4
TIME OF POSSESSION	28:26	31:34

### TITANS STARTERS

OFFENSE		DEFENSE	
WR 16	T.Burks	DT 98	J.Simmons
LT 77	T.Lewan	NT 93	T.Tart
LG 55	A.Brewer	DE 95	D.Walker
C 60	B.Jones	OLB 48	B.Dupree
RG 64	N.Davis	LB 51	D.Long
RT 78	N.Petit-Frere	LB 41	Z.Cunningham
TE 87	G.Swaim	CB 30	T.Avery
WR 15	N.Westbrook-Ikhine	CB 21	R.McCreary
QB 17	R.Tannehill	CB 3	C.Farley
WR 2	R.Woods	S 31	K.Byard
RB 22	D.Henry	S 37	A.Hooker

### BILLS STARTERS

OFFENSE		DEFENSE	
TE 88	D.Knox	EDGE 50	G.Rousseau
LT 73	D.Dawkins	DT 97	J.Phillips
LG 76	R.Saffold	DT 92	D.Jones
C 60	M.Morse	EDGE 40	V.Miller
RG 71	R.Bates	WLB 58	M.Milano
RT 79	S.Brown	MLB 49	T.Edmunds
WR 14	S.Diggs	CB 7	T.Johnson
WR 6	I.McKenzie	CB 47	C.Benford
WR 15	J.Kumerow	CB 30	D.Jackson
QB 17	J.Allen	S 21	J.Poyer
RB 26	D.Singletery	S 23	M.Hyde

### TITANS INDIVIDUAL STATISTICS

Rushing	Att	Yds	Avg	Lg	TD
H.Haskins	9	37	4.1	9	0
D.Henry	13	25	1.9	9	1
M.Willis	4	16	4.0	8	0
R.Tannehill	1	2	2.0	2	0
<b>Total</b>	<b>27</b>	<b>80</b>	<b>3.0</b>	<b>9</b>	<b>1</b>

Passing	Att	Cmp	Yds	TD	Lg	IN	Rt
R.Tannehill	20	11	117	0	19	2	32.7
M.Willis	4	1	6	0	6	0	39.6
<b>Total</b>	<b>24</b>	<b>12</b>	<b>123</b>	<b>0</b>	<b>19</b>	<b>2</b>	<b>30.4</b>

Receiving	No	Yds	Avg	Lg	TD
T.Burks	4	47	11.8	16	0
R.Woods	4	39	9.8	17	0
A.Hooper	1	19	19.0	19	0
N.Westbrook-Ikhine	1	13	13.0	13	0
K.Philips	1	5	5.0	5	0
H.Haskins	1	0	0.0	0	0
<b>Total</b>	<b>12</b>	<b>123</b>	<b>10.3</b>	<b>19</b>	<b>0</b>

Interceptions	No	Yds	Avg	Lg	TD
None					

Leading Tacklers (Press Box Totals)
R.McCreary 11-11-0; K.Byard 7-6-1;
Z.Cunningham 5-4-1

**Sacks:** D.Autry 1  
**FF:** None  
**FR:** None

### BILLS INDIVIDUAL STATISTICS

Rushing	Att	Yds	Avg	Lg	TD
J.Cook	11	53	4.8	33	0
D.Singletery	6	19	3.2	16	0
Z.Moss	3	17	5.7	17	0
J.Allen	1	10	10.0	10	0
C.Keenum	3	2	0.7	4	0
<b>Total</b>	<b>24</b>	<b>101</b>	<b>4.2</b>	<b>33</b>	<b>0</b>

Passing	Att	Cmp	Yds	TD	Lg	IN	Rt
J.Allen	38	26	317	4	46	0	128.9
C.Keenum	2	0	0	0	0	0	39.6
<b>Total</b>	<b>40</b>	<b>26</b>	<b>317</b>	<b>4</b>	<b>46</b>	<b>0</b>	<b>0122.6</b>

Receiving	No	Yds	Avg	Lg	TD
S.Diggs	12	148	12.3	46	3
D.Knox	4	41	10.3	15	0
J.Kumerow	2	50	25.0	39	0
I.McKenzie	2	37	18.5	28	0
R.Gilliam	2	17	8.5	11	1
D.Singletery	2	2	1.0	1	0
J.Crowder	1	16	16.0	16	0
Q.Morris	1	6	6.0	6	0
<b>Total</b>	<b>26</b>	<b>317</b>	<b>12.2</b>	<b>46</b>	<b>4</b>

Interceptions	No	Yds	Avg	Lg	TD
M.Milano	1	43	43.0	43	1
J.Poyer	1	0	0.0	0	0
<b>Total</b>	<b>2</b>	<b>43</b>	<b>21.5</b>	<b>43</b>	<b>1</b>

**Leading Tacklers (Press Box Totals)**  
T.Johnson 4-4-0; G.Rousseau 4-3-1; J.Poyer 4-3-1;  
K.Elam 4-3-1  
**Sacks:** G.Rousseau 1; T.Edmunds 1  
**FF:** None **FR:** C.Basham 1

# 2022 TITANS GAME-BY-GAME SUMMARIES



## Week 3: Titans 24, Raiders 22 Sunday, Sept. 25, 2022 • 12:00 p.m. CT • Nissan Stadium



In Week 3 of the 2022 season, the Titans hosted the Las Vegas Raiders and won by a score of 24-22. Tennessee's offense scored touchdowns on each of its first three drives, while the Titans' defense limited the Raiders to a single third-down conversion on 12 attempts.

Tennessee got on the board on its opening drive with a 75-play scoring possession. QB **Ryan Tannehill** connected with RB **Derrick Henry**, TE **Austin Hooper** and WR **Robert Woods** for first-down passes, before tossing a two-yard touchdown to TE **Geoff Swaim** to make it 7-0, Titans. Las Vegas then responded on its opening possession with a scoring drive as well. Raiders QB **Derek Carr** connected with Raiders WR **Mack Hollins** for a 20-yard gain to move the sticks, but Las Vegas was forced to settle for a 22-yard field goal to make it 7-3.

In the second quarter, Tennessee added another touchdown on a six-play scoring drive. Tannehill linked up with Woods for a 41-yard pass to give the Titans a first down at the Raiders' 14-yard line, and WR **Treyton Burks**' 13-yard catch then allowed Henry to rush a one-yard score into the end zone to make it 14-3, Titans. On the ensuing drive, Las Vegas tacked on another score with a 75-yard possession that culminated in a five-yard touchdown pass from Carr to Raiders WR **Davante Adams**, 14-10 Titans.

However, Tennessee added two more scores before halftime. First, Henry accounted for 40 rushing yards on a 79-yard scoring drive that resulted in a one-yard touchdown plunge by Tannehill, 21-10 Titans. Then, following a 21-yard punt return by Woods, the Titans' offense began a drive with 21 seconds remaining in the first half and were able to move into field goal range. K **Randy Bullock** converted a 48-yard kick to make it 24-10 Titans heading into halftime.

Las Vegas began the second half with the ball and with a score. Carr led the Raiders offense into the red zone, but Las Vegas was forced to settle for a field goal as Raiders K **Daniel Carlson** converted a 32-yard kick, 24-13 Titans.

In the fourth quarter, Las Vegas attempted a comeback but was stopped short. First,

Carlson added a 35-yard field goal to make it 24-16. Then, the Raiders put an 81-yard scoring drive together that resulted in a nine-yard touchdown pass from Carr to Hollins with one minute and 18 seconds remaining in regulation. However, the two-point conversion attempt failed as LB **Dylan Cole** tipped Carr's pass intended for Raiders TE **Darren Waller**, as the Titans preserved the lead and sealed a 24-22 victory at home.

### SCORING

	1	2	3	4	Final
Las Vegas	3	7	3	9	22
Tennessee	7	17	0	0	24

TEAM	SCORING PLAY	TIME
Titans	G.Swaim 2 yd. pass from R.Tannehill (R.Bullock kick)	1-7:22
Raiders	D.Carlson 21 yd. Field Goal	1-2:19
Titans	D.Henry 1 yd. run (R.Bullock kick)	2-14:25
Raiders	D.Adams 5 yd. pass from D.Carr (D.Carlson kick)	2-9:44
Titans	R.Tannehill 1 yd. run (R.Bullock kick)	2-4:55
Titans	R.Bullock 48 yd. Field Goal	2-0:00
Raiders	D.Carlson 32 yd. Field Goal	3-6:57
Raiders	D.Carlson 35 yd. Field Goal	4-3:29
Raiders	M.Hollins 9 yd. pass from D.Carr (pass failed)	4-1:14

Missed FGs: None

Attendance: 68,649

Time of Game: 3:09

Weather: 77°, Cloudy, Wind W 5 mph

Referee: Brad Rogers



TEAM STATISTICS

	Raiders	Titans
TOTAL FIRST DOWNS	24	19
THIRD DOWN EFFICIENCY	1-12-8.3%	5-10-50.0%
FOURTH DOWN EFFICIENCY	3-3-100.0%	0-1-0.0%
TOTAL NET YARDS	396	361
Plays - Avg.	65-6.1	55-6.6
NET YARDS RUSHING	96	109
Rushes - Avg.	19-5.1	27-4.0
NET YARDS PASSING	300	252
Sacks - Yards Lost	1-7	1-12
PASS ATT-COMP-INT	45-27-1	27-19-1
PUNTS - Avg.	3-48.0	3-60.3
Net Punting Average	41.0	49.3
PUNT RETURNS - Yards	1-13	1-21
KICKOFF RETURNS - Yards	1-23	1-29
INTERCEPTIONS - Yards	1-13	1-24
PENALTIES Number and Yards	6-44	7-85
FUMBLES Number and Lost	1-0	1-0
TOUCHDOWNS	2	3
EXTRA POINTS Made-Attempts	1-2	3-3
RED ZONE EFFICIENCY	2-6-33%	3-3-100%
GOAL TO GO EFFICIENCY	2-2-100%	2-2-100%
SAFETIES	0	0
GIVEAWAYS	1	1
TAKEAWAYS	1	1
TIME OF POSSESSION	30:45	29:15

### RAIDERS STARTERS

OFFENSE		DEFENSE	
WR 10	M.Hollins	DE 55	C.Jones
TE 87	F.Moreau	DT 97	A.Billings
WR 17	D.Adams	DT 91	B.Nichols
LT 74	K.Miller	DE 98	M.Crosby
LG 64	A.Bars	SS 24	J.Abram
C 66	D.Parham	OLB 5	D.Deablo
RG 72	J.Eluemunor	LB 50	J.Brown
RT 77	T.Munford	S 33	R.Teamer
TE 83	D.Waller	CB 26	R.Ya-Sin
QB 4	D.Carr	CB 39	N.Hobbs
RB 28	J.Jacobs	S 30	D.Harmon

### TITANS STARTERS

OFFENSE		DEFENSE	
WR 15	N.Westbrook-Ikhine	OLB 99	R.Weaver
FB 44	T.Carter	NT 93	T.Tart
LT 71	D.Daley	DT 98	J.Simmons
LG 55	A.Brewer	DE 95	D.Walker
C 60	B.Jones	ILB 51	D.Long
RG 64	N.Davis	ILB 41	Z.Cunningham
RT 78	N.Petit-Frere	OLB 59	D.Tuszka
TE 87	G.Swaim	CB 21	R.McCreary
WR 2	R.Woods	CB 26	K.Fulton
QB 17	R.Tannehill	S 31	K.Byard
RB 22	D.Henry	S 37	A.Hooker

### RAIDERS INDIVIDUAL STATISTICS

Rushing	Att	Yds	Avg	Lg	TD
J.Jacobs	13	66	5.1	13	0
B.Bolden	3	17	5.7	12	0
D.Carr	2	17	8.5	11	0
D.Adams	1	-4	-4.0	-4	0
<b>Total</b>	<b>19</b>	<b>96</b>	<b>5.1</b>	<b>13</b>	<b>0</b>

Passing	Att	Cmp	Yds	TD	Lg	IN	Rt
D.Carr	44	26	303	2	60	1	85.7
M.Hollins	1	1	4	0	4	0	83.3
<b>Total</b>	<b>45</b>	<b>27</b>	<b>307</b>	<b>2</b>	<b>60</b>	<b>1</b>	<b>86.1</b>

Receiving	No	Yds	Avg	Lg	TD
M.Hollins	8	158	19.8	60	1
D.Adams	5	36	7.2	18	1
J.Jacobs	5	31	6.2	13	0
F.Moreau	3	44	14.7	22	0
D.Waller	3	22	7.3	17	0
B.Bolden	2	4	2.0	6	0
K.Cole	1	12	12.0	12	0
<b>Total</b>	<b>27</b>	<b>307</b>	<b>11.4</b>	<b>60</b>	<b>2</b>

Interceptions	No	Yds	Avg	Lg	TD
D.Harmon	1	13	13.0	13	0
<b>Total</b>	<b>1</b>	<b>13</b>	<b>13.0</b>	<b>13</b>	<b>0</b>

### Leading Tacklers (Press Box Totals)

M.Crosby 9-5-4; D.Deablo 7-4-3; R.Ya-Sin 6-5-1

Sacks: M.Crosby 1

FF: M.Crosby 1

FR: None

### TITANS INDIVIDUAL STATISTICS

Rushing	Att	Yds	Avg	Lg	TD
D.Henry	20	85	4.3	24	1
D.Hilliard	2	14	7.0	10	0
T.Burks	1	8	8.0	8	0
R.Tannehill	4	2	0.5	3	1
<b>Total</b>	<b>27</b>	<b>109</b>	<b>4.0</b>	<b>24</b>	<b>2</b>

Passing	Att	Cmp	Yds	TD	Lg	IN	Rt
R.Tannehill	27	19	264	1	41	1	98.4
<b>Total</b>	<b>27</b>	<b>19</b>	<b>264</b>	<b>1</b>	<b>41</b>	<b>1</b>	<b>98.4</b>

Receiving	No	Yds	Avg	Lg	TD
D.Henry	5	58	11.6	23	0
R.Woods	4	85	21.3	41	0
N.Westbrook-Ikhine	3	40	13.3	15	0
G.Swaim	3	19	6.3	13	1
A.Hooper	2	19	9.5	11	0
D.Hilliard	1	30	30.0	30	0
T.Burks	1	13	13.0	13	0
<b>Total</b>	<b>19</b>	<b>264</b>	<b>13.9</b>	<b>41</b>	<b>1</b>

Interceptions	No	Yds	Avg	Lg	TD
K.Byard	1	24	24.0	24	0
<b>Total</b>	<b>1</b>	<b>24</b>	<b>24.0</b>	<b>24</b>	<b>0</b>

### Leading Tacklers (Press Box Totals)

R.McCreary 10-9-1; T.Mitchell 8-7-1; D.Long 7-4-3

Sacks: R.Weaver 1

FF: A.Hooper 1

FR: None



# 2022 TITANS GAME-BY-GAME SUMMARIES



## Week 4: Titans 24, Colts 17 Sunday, Oct. 2, 2022 • 1:00 p.m. ET • Lucas Oil Stadium



In Week 4 of the 2022 season, the Titans traveled to Indianapolis for their first of two matchups with the Colts in a four-week span and won by a score of 24-17. The victory marked Tennessee's fourth consecutive win at Lucas Oil Stadium, and the club's ninth consecutive divisional road win.

On Indianapolis' opening possession, facing a third-and-15, Colts QB **Matt Ryan** was strip sacked by DL **Denico Autry** and the ball was recovered by OLB **Bud Dupree** at the Indianapolis 32-yard line. The Titans quickly capitalized on the turnover as RB **Derrick Henry** contributed 14 rushing yards, and QB **Ryan Tannehill** added a nine-yard gain, before Tannehill tossed a seven-yard touchdown to WR **Robert Woods**, 7-0 Titans.

After forcing Indianapolis to punt on their ensuing possession, the Titans added another touchdown to double the lead. Tannehill tossed a 22-yard pass to Henry and a 23-yard strike to TE **Chig Okonkwo** before Henry took the handoff and raced into the end zone for a 19-yard touchdown, 14-0 Titans.

Indianapolis got on the board in the second quarter as an 11-play drive culminated in a 27-yard field goal by Colts K **Chase McLaughlin**, 14-3 Titans. However, Tennessee added two more scores on back-to-back possessions to increase the lead to 24-3. First, K **Randy Bullock** converted a 44-yard field goal try to make it 17-3. Next, after DT **Tear Tart** intercepted Ryan to give the ball back to the Tennessee offense at the Indianapolis 28-yard line, Tannehill threw an eight-yard touchdown dart to Okonkwo, 24-3.

On the Colts' ensuing possession, Ryan led his team on a 75-yard scoring drive with help from a 33-yard reception by Colts TE **Jelani Woods**. Ultimately, Ryan connected with Colts TE **Mo Alie-Cox** for a 14-yard touchdown to make it a 24-10 contest heading into halftime.

In the third quarter, Ryan again found Alie-Cox in the end zone for a seven-yard touchdown to make it 24-17.

Despite Indianapolis attempting to manufacture a comeback, the Titans defense

held strong. Indianapolis' last three drives resulted in a punt, followed by a Colts RB **Jonathan Taylor** forced fumble by LB **Joe Schobert** to give the Tennessee offense possession, and lastly, Indianapolis was held to a 51-yard field goal attempt that failed as the ball sailed wide left, preserving a 24-17 Titans victory.

### SCORING

	1	2	3	4	Final
Tennessee	14	10	0	0	24
Indianapolis	0	10	7	0	17

TEAM	SCORING PLAY	TIME
Titans	R.Woods 7 yd. pass from R.Tannehill (R.Bullock kick)	1-8:00
Titans	D.Henry 19 yd. run (R.Bullock kick)	1-3:46
Colts	C.McLaughlin 27 yd. Field Goal	2-13:25
Titans	R.Bullock 44 yd. Field Goal	2-9:39
Titans	C.Okonkwo 8 yd. pass from R.Tannehill (R.Bullock kick)	2-7:40
Colts	M.Alie-Cox 14 yd. pass from M.Ryan (C.McLaughlin kick)	2-2:13
Colts	M.Alie-Cox 7 yd. pass from M.Ryan (C.McLaughlin kick)	3-7:26

Missed FGs: C.McLaughlin 51WL

Attendance: 65,781

Time of Game: 2:49

Weather: 63°, Sunny, Wind NE 7 mph

Referee: Scott Novak



TEAM STATISTICS

	Titans	Colts
TOTAL FIRST DOWNS	19	21
THIRD DOWN EFFICIENCY	5-12-41.7%	7-13-53.8%
FOURTH DOWN EFFICIENCY	0-0-0.0%	0-0-0.0%
TOTAL NET YARDS	243	365
Plays - Avg.	52-4.7	63-5.8
NET YARDS RUSHING	127	38
Rushes - Avg.	28-4.5	23-1.7
NET YARDS PASSING	116	327
Sacks - Yards Lost	3-21	3-29
PASS ATT-COMP-INT	21-17-0	37-27-1
PUNTS - Avg.	4-52.8	2-33.5
Net Punting Average	47.8	33.5
PUNT RETURNS - Yards	0-0	2-20
KICKOFF RETURNS - Yards	4-105	0-0
INTERCEPTIONS - Yards	1-0	0-0
PENALTIES Number and Yards	6-40	7-50
FUMBLES Number and Lost	0-0	3-2
TOUCHDOWNS	3	2
EXTRA POINTS Made-Attempts	3-3	2-2
RED ZONE EFFICIENCY	3-3-100%	2-3-67%
GOAL TO GO EFFICIENCY	1-1-100%	2-3-67%
SAFETIES	0	0
GIVEAWAYS	0	3
TAKEAWAYS	3	0
TIME OF POSSESSION	26:03	33:57

### TITANS STARTERS

OFFENSE		DEFENSE	
WR 16	T.Burks	OLB 48	B.Dupree
TE 85	C.Okonkwo	DT 98	J.Simmons
LT 71	D.Daley	NT 93	T.Tart
LG 55	A.Brewer	DL 96	D.Autry
C 60	B.Jones	LB 51	D.Long
RG 64	N.Davis	LB 53	D.Cole
RT 78	N.Petit-Frere	CB 21	R.McCreary
TE 87	G.Swaim	CB 26	K.Fulton
QB 17	R.Tannehill	S 31	K.Byard
FB 44	T.Carter	DB 39	T.Mitchell
RB 22	D.Henry	DB 47	A.Adams

### COLTS STARTERS

OFFENSE		DEFENSE	
WR 11	M.Pittman	DE 91	Y.Ngakoue
TE 81	M.Alie-Cox	DT 90	G.Stewart
LT 69	M.Pryor	DE 94	T.Lewis
LG 56	Q.Nelson	DE 51	K.Paye
C 78	R.Kelly	LB 44	Z.Franklin
RG 75	W.Fries	LB 53	S.Leonard
RT 72	B.Smith	LB 45	E.Speed
RB 21	N.Hines	CB 23	K.Moore
WR 14	A.Pierce	CB 5	S.Gilmore
QB 2	M.Ryan	S 25	R.Thomas
RB 28	J.Taylor	S 26	R.McLeod

### TITANS INDIVIDUAL STATISTICS

Rushing	Att	Yds	Avg	Lg	TD
D.Henry	22	114	5.2	19	1
R.Tannehill	5	9	1.8	9	0
T.Burks	1	4	4.0	4	0
<b>Total</b>	<b>28</b>	<b>127</b>	<b>4.5</b>	<b>19</b>	<b>1</b>

Passing	Att	Cmp	Yds	TD	Lg	IN	Rt
R.Tannehill	21	17	137	2	23	0	125.6
<b>Total</b>	<b>21</b>	<b>17</b>	<b>137</b>	<b>2</b>	<b>23</b>	<b>0</b>	<b>125.6</b>

Receiving	No	Yds	Avg	Lg	TD
R.Woods	4	30	7.5	10	1
D.Hilliard	4	18	4.5	8	0
C.Okonkwo	3	38	12.7	23	1
D.Henry	3	33	11.0	22	0
T.Burks	2	14	7.0	8	0
A.Hooper	1	4	4.0	4	0
<b>Total</b>	<b>17</b>	<b>137</b>	<b>8.1</b>	<b>23</b>	<b>2</b>

Interceptions	No	Yds	Avg	Lg	TD
T.Tart	1	0	0.0	0	0
<b>Total</b>	<b>1</b>	<b>0</b>	<b>0.0</b>	<b>0</b>	<b>0</b>

**Leading Tacklers (Press Box Totals)**  
D.Cole 8-5-3; R.McCreary 7-5-2; D.Long 7-4-3

**Sacks:** D.Autry 2; R.Weaver 1  
**FF:** J.Schobert 1; D.Autry 1; R.Weaver 1  
**FR:** K.Fulton 1; B.Dupree 1

### COLTS INDIVIDUAL STATISTICS

Rushing	Att	Yds	Avg	Lg	TD
J.Taylor	20	42	2.1	11	0
N.Hines	1	0	0.0	0	0
M.Ryan	2	-4	-2.0	2	0
<b>Total</b>	<b>23</b>	<b>38</b>	<b>1.7</b>	<b>11</b>	<b>0</b>

Passing	Att	Cmp	Yds	TD	Lg	IN	Rt
M.Ryan	37	27	356	2	44	1	109.7
<b>Total</b>	<b>37</b>	<b>27</b>	<b>356</b>	<b>2</b>	<b>44</b>	<b>1</b>	<b>109.7</b>

Receiving	No	Yds	Avg	Lg	TD
M.Alie-Cox	6	85	14.2	34	2
A.Pierce	4	80	20.0	44	0
K.Granson	4	62	15.5	20	0
P.Campbell	4	43	10.8	20	0
M.Pittman	3	31	10.3	14	0
A.Dulin	2	18	9.0	10	0
N.Hines	2	3	1.5	6	0
J.Woods	1	33	33.0	33	0
J.Taylor	1	1	1.0	1	0
<b>Total</b>	<b>27</b>	<b>356</b>	<b>13.2</b>	<b>44</b>	<b>2</b>

**Interceptions** No Yds Avg Lg TD  
None

**Leading Tacklers (Press Box Totals)**  
Z.Franklin 15-8-7; B.Okereke 8-5-3; K.Moore 5-3-2

**Sacks:** G.Stewart 1; K.Paye 1; D.Odeyngbo 1  
**FF:** None **FR:** None

# 2022 TITANS GAME-BY-GAME SUMMARIES



## Week 5: Titans 21, Commanders 17 Sunday, Oct. 9, 2022 • 1:00 p.m. ET • FedEx Field



In Week 5 of the 2022 season, the Titans traveled to FedEx Field and beat the Commanders by a score of 21-17. The offense, led by RB **Derrick Henry's** 102 rushing yards and two touchdowns, scored touchdowns on all three of its red zone possessions. The defense stifled Washington, allowing just one third-down conversion on 11 attempts, and LB **David Long Jr.** sealed the victory with a game-winning interception.

Tennessee got on the board in the first quarter with a 52-yard scoring drive. QB **Ryan Tannehill** connected with Henry for a 24-yard pass that provided a first down at the Washington 13-yard line, and on the ensuing play, Tannehill tossed a 13-yard touchdown pass to RB **Dontrell Hilliard**, 7-0 Titans. On Washington's following possession, Commanders QB **Carson Wentz** found Commanders WR **Curtis Samuel** for a 32-yard gain to enter Tennessee territory, but Washington was forced to settle for a 50-yard field goal, 7-3 Titans.

In the second quarter, Washington took the lead on a one-play scoring drive as Wentz tossed a 75-yard touchdown pass to Commanders WR **Dyami Brown** for a 10-7 score. However, Tennessee responded later in the second stanza with an 81-yard scoring drive to take the lead back. Tannehill tossed first-down passes to Hilliard and WR **Robert Woods** to move the chains, as the possession culminated in a one-yard rushing score by Henry. Tennessee took a 14-10 lead heading into halftime.

The third quarter saw two more lead changes as both teams scored touchdowns. First, Wentz guided his team on an 80-yard scoring possession that culminated in a 30-yard touchdown toss to Brown, 17-14 Commanders. Tennessee immediately responded, as Tannehill found WR **Nick Westbrook-Ikhine** for a 61-yard pass that flipped field position and gave the Titans a first down at the 12-yard line. TE **Austin Hooper** contributed a seven-yard catch for a first-and-goal at the two-yard line, as ultimately Henry ran in a one-yard rushing score for a 21-17 Tennessee advantage.

Down by four points and in search of a touchdown in the fourth quarter, Washington began driving at their own 11-yard line and marched their way down to the Tennessee

two-yard line. With nine seconds remaining in regulation, facing a third-and-goal at the two, Wentz's pass was intercepted by Long Jr. to end the threat of a Commanders comeback. The pick sealed a Titans' road victory and gave Tennessee a three-game win streak heading into the Bye Week.

### SCORING

	1	2	3	4	Final
Tennessee	7	7	7	0	21
Washington	3	7	7	0	17

TEAM	SCORING PLAY	TIME
Titans	D.Hilliard 13 yd. pass from R.Tannehill (R.Bullock kick)	1-3:58
Commanders	J.Slye 50 yd. Field Goal	1-0:26
Commanders	D.Brown 75 yd. pass from C.Wentz (J.Slye kick)	2-13:56
Titans	D.Henry 1 yd. run (R.Bullock kick)	2-0:17
Commanders	D.Brown 30 yd. pass from C.Wentz (J.Slye kick)	3-4:36
Titans	D.Henry 1 yd. run (R.Bullock kick)	3-1:03

**Missed FGs:** None  
**Attendance:** 51,836  
**Time of Game:** 3:12  
**Weather:** 61°, Sunny, Wind W 9 mph  
**Referee:** Land Clark



TEAM STATISTICS

	TEN	WAS
TOTAL FIRST DOWNS	15	17
THIRD DOWN EFFICIENCY	4-14-28.6%	1-11-9.1%
FOURTH DOWN EFFICIENCY	1-1-100.0%	1-2-50.0%
TOTAL NET YARDS	241	385
Plays - Avg.	62-3.9	58-6.6
NET YARDS RUSHING	105	43
Rushes - Avg.	32-3.3	17-2.5
NET YARDS PASSING	136	342
Sacks - Yards Lost	5-45	3-17
PASS ATT-COMP-INT	25-15-0	38-25-1
PUNTS - Avg.	8-52.0	6-41.2
Net Punting Average	48.4	41.2
PUNT RETURNS - Yards	1-0	5-29
KICKOFF RETURNS - Yards	0-0	3-46
INTERCEPTIONS - Yards	1-0	0-0
PENALTIES Number and Yards	8-69	9-71
FUMBLES Number and Lost	0-0	3-0
TOUCHDOWNS	3	2
EXTRA POINTS Made-Attempts	3-3	2-2
RED ZONE EFFICIENCY	3-3-100%	0-1-0%
GOAL TO GO EFFICIENCY	2-2-100%	0-1-0%
SAFETIES	0	0
GIVEAWAYS	0	1
TAKEAWAYS	1	0
TIME OF POSSESSION	32:40	27:20

### TITANS STARTERS

OFFENSE			DEFENSE		
WR 15	N.Westbrook-Ikhine	NT 93	T.Tart		
WR 8	C.Hollister	DT 98	J.Simmons		
LT 71	D.Daley	OLB 99	R.Weaver		
LG 55	A.Brewer	OLB 96	D.Autry		
C 60	B.Jones	ILB 51	D.Long		
RG 75	D.Radunz	ILB 53	D.Cole		
RT 78	N.Petit-Frere	S 31	K.Byard		
TE 87	G.Swaim	CB 21	R.McCreary		
WR 2	R.Woods	CB 26	K.Fulton		
QB 17	R.Tannehill	S 28	J.Kalu		
RB 22	D.Henry	DB 39	T.Mitchell		

### COMMANDERS STARTERS

OFFENSE			DEFENSE		
WR 89	C.Sims	DE 90	M.Sweat		
TE 87	J.Bates	DT 94	D.Payne		
LT 72	C.Leno	DT 93	J.Allen		
LG 68	A.Norwell	DE 96	J.Smith-Williams		
C 60	N.Martin	OLB 52	J.Davis		
RG 77	S.Charles	MLB 55	C.Holcomb		
RT 78	C.Lucas	CB 29	K.Fuller		
WR 17	T.McLaurin	CB 3	W.Jackson		
WR 10	C.Samuel	CB 25	B.St-Juste		
QB 11	C.Wentz	SS 31	K.Curl		
RB 24	A.Gibson	FS 20	B.McCain		

### TITANS INDIVIDUAL STATISTICS

Rushing	Att	Yds	Avg	Lg	TD
D.Henry	28	102	3.6	15	2
R.Tannehill	3	3	1.0	2	0
D.Hilliard	1	0	0.0	0	0
<b>Total</b>	<b>32</b>	<b>105</b>	<b>3.3</b>	<b>15</b>	<b>2</b>

Passing	Att	Cmp	Yds	TD	Lg	IN	Rt
R.Tannehill	25	15	181	1	61	0	95.6
<b>Total</b>	<b>25</b>	<b>15</b>	<b>181</b>	<b>1</b>	<b>61</b>	<b>0</b>	<b>95.6</b>

Receiving	No	Yds	Avg	Lg	TD
R.Woods	4	37	9.3	13	0
D.Hilliard	4	23	5.8	13	1
N.Westbrook-Ikhine	2	72	36.0	61	0
D.Henry	2	30	15.0	24	0
K.Philips	1	7	7.0	7	0
A.Hooper	1	7	7.0	7	0
G.Swaim	1	5	5.0	5	0
<b>Total</b>	<b>15</b>	<b>181</b>	<b>12.1</b>	<b>61</b>	<b>1</b>

Interceptions	No	Yds	Avg	Lg	TD
D.Long	1	0	0.0	0	0
<b>Total</b>	<b>1</b>	<b>0</b>	<b>0.0</b>	<b>0</b>	<b>0</b>

**Leading Tacklers (Press Box Totals)**  
 D.Long 11-6-5; K.Byard 8-6-2; J.Simmons 5-3-2

**Sacks:** J.Simmons 1.5; D.Autry 1; S.Okuayinonu 0.5  
**FF:** None  
**FR:** None

### COMMANDERS INDIVIDUAL STATISTICS

Rushing	Att	Yds	Avg	Lg	TD
B.Robinson	9	22	2.4	6	0
C.Wentz	5	15	3.0	8	0
A.Gibson	3	6	2.0	3	0
<b>Total</b>	<b>17</b>	<b>43</b>	<b>2.5</b>	<b>8</b>	<b>0</b>

Passing	Att	Cmp	Yds	TD	Lg	IN	Rt
C.Wentz	38	25	359	2	75	1	102.9
<b>Total</b>	<b>38</b>	<b>25</b>	<b>359</b>	<b>2</b>	<b>75</b>	<b>1</b>	<b>102.9</b>

Receiving	No	Yds	Avg	Lg	TD
C.Samuel	6	62	10.3	32	0
T.McLaurin	5	76	15.2	34	0
J.McKissic	5	37	7.4	14	0
J.Bates	3	39	13.0	20	0
A.Gibson	3	33	11.0	15	0
D.Brown	2	105	52.5	75	2
C.Sims	1	7	7.0	7	0
<b>Total</b>	<b>25</b>	<b>359</b>	<b>14.4</b>	<b>75</b>	<b>2</b>

**Interceptions** None

**Leading Tacklers (Press Box Totals)**  
 C.Holcomb 15-11-4; M.Sweat 6-5-1; B.McCain 6-4-2

**Sacks:** M.Sweat 2; J.Smith-Williams 1; E.Obada 1; D.Payne 0.5; J.Allen 0.5  
**FF:** None **FR:** None

# 2022 TITANS GAME-BY-GAME SUMMARIES



## Week 7: Titans 19, Colts 10 Sunday, Oct. 23, 2022 • 12:00 p.m. CT • Nissan Stadium



In Week 7 of the 2022 season, the Titans hosted the Colts and won by a score of 19-10, completing a season sweep of Indianapolis and extending Tennessee's season win streak to four games. The Titans defense stifled the Colts, shutting Indianapolis out in the first half of the game, securing three takeaways, and surrendering just 292 total yards.

Tennessee jumped out to a 13-0 lead in the first half and never relinquished it. In the first half, QB **Ryan Tannehill** guided the team on an 11-play scoring drive that saw a 27-yard first-down pass to WR **Cody Hollister**, a 13-yard first down ball to WR **Robert Woods**, and an eight-yard first-down rush by Tannehill. Ultimately, K **Randy Bullock** was able to convert a 27-yard field goal for a 3-0 lead in the first stanza.

In the second quarter, with Indianapolis driving and in Tennessee territory, Colts QB **Matt Ryan** threw an interception to DB **Andrew Adams** who returned the ball for a 76-yard touchdown. The pick six gave the Titans a 10-0 lead.

On the ensuing Indianapolis possession with the Colts again driving and in Tennessee territory, Ryan threw another interception to LB **David Long Jr.**, who returned the ball four yards to give the Titans possession at their own 38-yard line. RB **Derrick Henry** accounted for four carries for 30 yards before Bullock converted his second field goal try, a 28-yarder to make it 13-0 heading into halftime.

Indianapolis got on the board in the third quarter after constructing a 58-yard scoring drive. Ryan connected with Colts WRs **Parris Campbell** and **Michael Pittman Jr.** for first downs, as well as Colts RB **Nyheim Hines** for a first-and-goal at the six-yard line. Ultimately, Ryan connected with Campbell for a four-yard touchdown to make it 13-7, Titans.

However, the Titans responded with a score of their own. The 55-yard scoring drive was aided by TE **Austin Hooper** who had two first-down catches for a total of 37 yards on the possession. The drive culminated in a 38-yard field goal by Bullock, 16-7 Titans. Later in the fourth stanza, both teams tacked on an additional field goal to boost the

score to 19-10. On the Colts' final possession, with under five minutes remaining in regulation, Ryan connected with Pittman for what would have been a nine-yard first down. However, after an initial ruling of an incomplete pass, the Titans challenged the call and won as the ruling was reversed to award the Titans their third forced turnover of the day. CB **Terrance Mitchell** forced Pittman to fumble the ball, and S **Amani Hooker** recovered it for Tennessee, as the team was then able to run the clock out and secure the win.

SCORING	1	2	3	4	Final
Indianapolis	0	0	7	3	10
Tennessee	3	10	0	6	19

TEAM	SCORING PLAY	TIME
Titans	R.Bullock 27 yd. Field Goal	1-4:03
Titans	A.Adams 76 yd. interception return (R.Bullock kick)	2-9:25
Titans	R.Bullock 28 yd. Field Goal	2-1:57
Colts	P.Campbell 4 yd. pass from M.Ryan (C.McLaughlin kick)	3-4:07
Titans	R.Bullock 38 yd. Field Goal	4-13:47
Colts	C.McLaughlin 50 yd. Field Goal	4-8:31
Titans	R.Bullock 48 yd. Field Goal	4-4:47

**Missed FGs:** None  
**Attendance:** 69,459  
**Time of Game:** 2:51  
**Weather:** 74°, Sunny, Wind S 12 mph  
**Referee:** Ronald Torbert



TEAM STATISTICS

	Colts	Titans
TOTAL FIRST DOWNS	17	16
THIRD DOWN EFFICIENCY	4-13-30.8%	5-12-41.7%
FOURTH DOWN EFFICIENCY	1-1-100.0%	0-0-0.0%
TOTAL NET YARDS	292	254
Plays - Avg.	64-4.6	57-4.5
NET YARDS RUSHING	65	138
Rushes - Avg.	17-3.8	35-3.9
NET YARDS PASSING	227	116
Sacks - Yards Lost	3-16	2-16
PASS ATT-COMP-INT	44-33-2	20-13-0
PUNTS - Avg.	5-35.2	3-54.7
Net Punting Average	31.2	39.0
PUNT RETURNS - Yards	3-47	0-0
KICKOFF RETURNS - Yards	3-48	2-45
INTERCEPTIONS - Yards	0-0	2-80
PENALTIES Number and Yards	4-28	2-15
FUMBLES Number and Lost	1-1	1-1
TOUCHDOWNS	1	1
EXTRA POINTS Made-Attempts	1-1	1-1
RED ZONE EFFICIENCY	1-1-100%	0-2-0%
GOAL TO GO EFFICIENCY	1-1-100%	0-0-0%
SAFETIES	0	0
GIVEAWAYS	3	1
TAKEAWAYS	1	3
TIME OF POSSESSION	28:27	31:33

### COLTS STARTERS

OFFENSE		DEFENSE	
WR 11	M.Pittman	DE 94	T.Lewis
TE 81	M.Alie-Cox	DT 99	D.Buckner
T 73	D.Kelly	NT 90	G.Stewart
LG 56	Q.Nelson	DE 91	Y.Ngakoue
C 78	R.Kelly	WLB 58	B.Okereke
RG 69	M.Pryor	SAM 44	Z.Franklin
RT 72	B.Smith	CB 34	I.Rodgers
WR 14	A.Pierce	CB 23	K.Moore
WR 1	P.Campbell	S 25	R.Thomas
QB 2	M.Ryan	SS 26	R.McLeod
RB 28	J.Taylor	CB 5	S.Gilmore

### TITANS STARTERS

OFFENSE		DEFENSE	
WR 15	N.Westbrook-Ikhine	NT 93	T.Tart
LT 71	D.Daley	DT 98	J.Simmons
LG 55	A.Brewer	DL 96	D.Autry
C 60	B.Jones	OLB 48	B.Dupree
RG 75	D.Radunz	MLB 51	D.Long
RT 78	N.Petit-Frere	ILB 53	D.Cole
TE 85	C.Okonkwo	S 31	K.Byard
WR 2	R.Woods	CB 21	R.McCreary
QB 17	R.Tannehill	CB 26	K.Fulton
RB 22	D.Henry	DB 47	A.Adams
RB 40	D.Hilliard	DB 37	A.Hooker

### COLTS INDIVIDUAL STATISTICS

Rushing	Att	Yds	Avg	Lg	TD
J.Taylor	10	58	5.8	14	0
D.Jackson	2	3	1.5	4	0
N.Hines	4	2	0.5	2	0
M.Ryan	1	2	2.0	2	0
<b>Total</b>	<b>17</b>	<b>65</b>	<b>3.8</b>	<b>14</b>	<b>0</b>

Passing	Att	Cmp	Yds	TD	Lg	IN	Rt
M.Ryan	44	33	243	1	20	2	76.2
<b>Total</b>	<b>44</b>	<b>33</b>	<b>243</b>	<b>1</b>	<b>20</b>	<b>2</b>	<b>76.2</b>

Receiving	No	Yds	Avg	Lg	TD
P.Campbell	10	70	7.0	11	1
J.Taylor	7	27	3.9	9	0
M.Pittman	6	58	9.7	14	0
N.Hines	5	41	8.2	14	0
A.Pierce	3	37	12.3	20	0
K.Granson	1	6	6.0	6	0
J.Woods	1	4	4.0	4	0
<b>Total</b>	<b>33</b>	<b>243</b>	<b>7.4</b>	<b>20</b>	<b>1</b>

Interceptions	No	Yds	Avg	Lg	TD
None					

**Leading Tacklers (Press Box Totals)**  
 G.Stewart 12-7-5; B.Okereke 10-6-4; Z.Franklin 7-4-3

**Sacks:** Y.Ngakoue 1; K.Moore 1  
**FF:** None  
**FR:** B.Okereke 1

### TITANS INDIVIDUAL STATISTICS

Rushing	Att	Yds	Avg	Lg	TD
D.Henry	30	128	4.3	23	0
R.Tannehill	4	6	1.5	8	0
D.Hilliard	1	4	4.0	4	0
<b>Total</b>	<b>35</b>	<b>138</b>	<b>3.9</b>	<b>23</b>	<b>0</b>

Passing	Att	Cmp	Yds	TD	Lg	IN	Rt
R.Tannehill	20	13	132	0	27	0	83.8
<b>Total</b>	<b>20</b>	<b>13</b>	<b>132</b>	<b>0</b>	<b>27</b>	<b>0</b>	<b>83.8</b>

Receiving	No	Yds	Avg	Lg	TD
A.Hooper	3	56	18.7	23	0
R.Woods	3	26	8.7	13	0
D.Henry	3	10	3.3	9	0
C.Hollister	2	32	16.0	27	0
H.Haskins	1	5	5.0	5	0
M.Kinsey	1	3	3.0	3	0
<b>Total</b>	<b>13</b>	<b>132</b>	<b>10.2</b>	<b>27</b>	<b>0</b>

Interceptions	No	Yds	Avg	Lg	TD
A.Adams	1	76	76.0	76	1
D.Long	1	4	4.0	4	0
<b>Total</b>	<b>2</b>	<b>80</b>	<b>40.0</b>	<b>76</b>	<b>1</b>

**Leading Tacklers (Press Box Totals)**  
 A.Hooker 10-9-1; A.Adams 10-6-4; D.Long 8-5-3

**Sacks:** J.Simmons 1; B.Dupree 1; D.Autry 1  
**FF:** T.Mitchell 1 **FR:** A.Hooker 1

# 2022 TITANS GAME-BY-GAME SUMMARIES



## Week 8: Titans 17, Texans 10 Sunday, Oct. 30, 2022 • 3:05 p.m. CT • NRG Stadium



In Week 8 of the 2022 season, the Titans traveled to Houston to face the Texans and won by a score of 17-10, securing their fifth consecutive win on the season. Tennessee rushed for 314 yards on 45 attempts, including RB **Derrick Henry**'s 219 yards and two touchdowns on 32 carries, notching the second-highest rushing yardage total in franchise history. Henry also broke the franchise's all-time career touchdown record, tying **Eddie George** (74) with his first score in the contest before breaking the record on his second touchdown of the day. It was Henry's 75th career score. Meanwhile, the Tennessee defense stifled the Texans, surrendering just 161 total yards of offense (43 rushing, 118 net passing).

Houston got on the board first in the second quarter. Facing a third-and-10 at the Tennessee 11-yard line, Texans QB **Davis Mills** was sacked by OLB **Bud Dupree** for a loss of 13. Houston was forced to settle for a field goal as Texans K **Ka'imi Fairbairn** converted a 43-yard attempt, 3-0 Houston.

Later in the second quarter, Tennessee took the lead on a three-play scoring drive and never relinquished it. Beginning the drive at the Houston 37-yard line, Henry logged an eight-yard carry before taking a handoff and racing 29 yards into the end zone for a 7-3 advantage.

In the third stanza, Tennessee put together a 65-yard scoring drive that was aided by RB **Dontrell Hilliard**'s two carries for 51 yards. Ultimately, Henry found the end zone on a one-yard touchdown, setting the franchise record for career touchdowns (75) and giving the Titans a 14-3 lead.

In the fourth quarter, the Titans added another score as K **Randy Bullock** converted a 29-yard attempt, 17-3. With 21 seconds remaining in regulation, Houston was able to tack on their first touchdown of the day as Mills connected with Texans RB **Dameon Pierce** for a three-yard score, but the Titans were able to preserve the lead and win a road division game by a score of 17-10.

### SCORING

	1	2	3	4	Final
Tennessee	0	7	7	3	17
Houston	0	3	0	7	10

TEAM	SCORING PLAY	TIME
Texans	K.Fairbairn 43 yd. Field Goal	2-10:40
Titans	D.Henry 29 yd. run (R.Bullock kick)	2-4:20
Titans	D.Henry 1 yd. run (R.Bullock kick)	3-6:31
Titans	R.Bullock 29 yd. Field Goal	4-11:08
Texans	D.Pierce 3 yd. pass from D.Mills (K.Fairbairn kick)	4-0:17

Missed FGs: R.Bullock 48WR

Attendance: 68,467

Time of Game: 2:51

Weather: 72°, Sunny, Indoors

Referee: Clay Martin



TEAM STATISTICS

	Titans	Texans
TOTAL FIRST DOWNS	16	10
THIRD DOWN EFFICIENCY	4-12-33.3%	2-14-14.3%
FOURTH DOWN EFFICIENCY	1-1-100.0%	2-2-100.0%
TOTAL NET YARDS	354	161
Plays - Avg.	58-6.1	51-3.2
NET YARDS RUSHING	314	43
Rushes - Avg.	45-7.0	18-2.4
NET YARDS PASSING	40	118
Sacks - Yards Lost	3-15	3-34
PASS ATT-COMP-INT	10-6-1	30-17-1
PUNTS - Avg.	5-48.4	8-46.8
Net Punting Average	40.8	41.8
PUNT RETURNS - Yards	4-40	3-18
KICKOFF RETURNS - Yards	1-17	2-39
INTERCEPTIONS - Yards	1-0	1-33
PENALTIES Number and Yards	6-35	6-45
FUMBLES Number and Lost	1-1	0-0
TOUCHDOWNS	2	1
EXTRA POINTS Made-Attempts	2-2	1-1
RED ZONE EFFICIENCY	1-2-50%	1-2-50%
GOAL TO GO EFFICIENCY	1-1-100%	1-1-100%
SAFETIES	0	0
GIVEAWAYS	2	1
TAKEAWAYS	1	2
TIME OF POSSESSION	34:48	25:12

### TITANS STARTERS

OFFENSE		DEFENSE	
WR 8	C.Hollister	DE 95	D.Walker
LT 71	D.Daley	NT 93	T.Tart
LG 55	A.Brewer	DT 98	J.Simmons
C 60	B.Jones	OLB 48	B.Dupree
RG 64	N.Davis	ILB 51	D.Long
RT 78	N.Petit-Frere	ILB 41	Z.Cunningham
WR 2	R.Woods	ILB 53	D.Cole
TE 87	G.Swaim	CB 21	R.McCreary
WR 15	N.Westbrook-Ikhine	S 31	K.Byard
QB 7	M.Willis	S 37	A.Hooker
RB 22	D.Henry	CB 26	K.Fulton

### TEXANS STARTERS

OFFENSE		DEFENSE	
WR 4	P.Dorsett	DE 92	R.Green
LT 78	L.Tunsil	DL 93	K.Hinish
LG 59	K.Green	DE 56	T.Booker
C 54	S.Quessenberry	DL 55	J.Hughes
RG 64	J.McCray	LB 48	C.Harris
RT 71	T.Howard	LB 58	C.Kirksey
TE 83	O.Howard	CB 21	S.Nelson
WR 13	B.Cooks	CB 24	D.Stingley
QB 10	D.Mills	S 36	J.Owens
FB 34	T.Hairston	S 5	J.Pitre
RB 31	D.Pierce	DB 25	D.King

### TITANS INDIVIDUAL STATISTICS

Rushing	Att	Yds	Avg	Lg	TD
D.Henry	32	219	6.8	41	2
D.Hilliard	8	83	10.4	30	0
M.Willis	5	12	2.4	6	0
<b>Total</b>	<b>45</b>	<b>314</b>	<b>7.0</b>	<b>41</b>	<b>2</b>

Passing	Att	Cmp	Yds	TD	Lg	IN	Rt
M.Willis	10	6	55	0	16	1	35.4
<b>Total</b>	<b>10</b>	<b>6</b>	<b>55</b>	<b>0</b>	<b>16</b>	<b>1</b>	<b>35.4</b>

Receiving	No	Yds	Avg	Lg	TD
R.Woods	2	26	13.0	16	0
D.Hilliard	1	12	12.0	12	0
D.Henry	1	9	9.0	9	0
A.Hooper	1	5	5.0	5	0
C.Okonkwo	1	3	3.0	3	0
<b>Total</b>	<b>6</b>	<b>55</b>	<b>9.2</b>	<b>16</b>	<b>0</b>

Interceptions	No	Yds	Avg	Lg	TD
K.Fulton	1	0	0.0	0	0
<b>Total</b>	<b>1</b>	<b>0</b>	<b>0.0</b>	<b>0</b>	<b>0</b>

**Leading Tacklers (Press Box Totals)**  
 D.Long 8-6-2; R.McCreary 6-4-2; T.Tart 4-3-1;  
 K.Byard 4-3-1; Z.Cunningham 4-1-3

**Sacks:** B.Dupree 1; J.Simmons 1; D.Walker 1  
**FF:** None  
**FR:** None

### TEXANS INDIVIDUAL STATISTICS

Rushing	Att	Yds	Avg	Lg	TD
D.Pierce	15	35	2.3	16	0
D.Mills	3	8	2.7	6	0
<b>Total</b>	<b>18</b>	<b>43</b>	<b>2.4</b>	<b>16</b>	<b>0</b>

Passing	Att	Cmp	Yds	TD	Lg	IN	Rt
D.Mills	29	17	152	1	44	1	69.9
R.Burkhead	1	0	0	0	0	0	39.6
<b>Total</b>	<b>30</b>	<b>17</b>	<b>152</b>	<b>1</b>	<b>44</b>	<b>1</b>	<b>67.6</b>

Receiving	No	Yds	Avg	Lg	TD
B.Cooks	4	73	18.3	44	0
D.Pierce	3	16	5.3	7	1
O.Howard	2	24	12.0	24	0
B.Jordan	2	19	9.5	16	0
T.Hairston	2	7	3.5	5	0
P.Dorsett	1	6	6.0	6	0
J.Akins	1	5	5.0	5	0
R.Burkhead	1	2	2.0	2	0
D.Ogunbowale	1	0	0.0	0	0
<b>Total</b>	<b>17</b>	<b>152</b>	<b>8.9</b>	<b>44</b>	<b>1</b>

**Interceptions** No Yds Avg Lg TD  
 S.Nelson 1 33 33.0 33 0  
**Total** 1 33 33.0 33 0

**Leading Tacklers (Press Box Totals)**  
 C.Harris 7-5-2; E.Murray 6-5-1; J.Pitre 6-5-1;  
 C.Kirksey 6-4-2

**Sacks:** J.Johnson 1; R.Lopez 1; J.Hughes 1  
**FF:** None  
**FR:** None

# 2022 TITANS GAME-BY-GAME SUMMARIES



## Week 9: Titans 17, Chiefs 20 (OT) Sunday, Nov. 6, 2022 • 7:20 p.m. CT • GEHA Field at Arrowhead Stadium



In Week 9 of the 2022 season, the Titans traveled to Kansas City for a Sunday Night Football matchup with the Chiefs and fell in overtime by a score of 20-17.

Kansas City got on the board first and built a 9-0 lead on two scoring drives. First, on their opening possession, a 15-play drive culminated in Chiefs K **Harrison Butker** kicking a 23-yard field goal to make it 3-0 Kansas City. In the second quarter, Chiefs QB **Patrick Mahomes** engineered a 79-yard scoring drive that included a 23-yard pass to Chiefs TE **Travis Kelce** and a 31-yard completion to Chiefs WR **Justin Watson**. The drive resulted in a six-yard touchdown pass from Mahomes to Chiefs WR **Mecole Hardman**, but the extra point attempt was no good, 9-0 Chiefs.

The Titans then responded in the second quarter, taking the lead on two touchdowns by RB **Derrick Henry**. First, QB **Malik Willis** commanded a 74-yard scoring drive that included a 16-yard first-down pass to TE **Austin Hooper**, a 17-yard rush by Willis, and a 24-yard gain by Henry. Ultimately, facing a third-and-one at the four-yard line, Henry took the direct snap and found the end zone for a rushing score, 9-7 Chiefs.

After forcing Kansas City to punt on the ensuing possession, the Titans doubled up on Henry rushing scores with a five-play possession. First, Henry took the handoff and raced 56 yards for a field-flipping gain that gave Tennessee a first down at the Chiefs' 23-yard line. Willis found Hooper for an 18-yard pass that gave the Titans a first-and-goal at the two-yard line, as the drive culminated in a one-yard rushing touchdown by Henry to make it 14-9 heading into halftime.

On the Chiefs' opening possession of the second half, Mahomes threw an interception to CB **Roger McCreary** who returned the ball four yards to give Tennessee a first down at the Kansas City 34-yard line. The Titans capitalized on the turnover as K **Randy Bullock** converted a 44-yard field goal, 17-9 Titans.

In the fourth quarter with Kansas City trailing by eight points, the Chiefs offense began a game-tying drive at their own seven-yard line. Mahomes rushed for a 20-yard gain in addition to completing first-down passes to four different players to move the chains. Ultimately, Mahomes found the end zone on a 14-yard rushing score to make it 17-15, Titans. Kansas City elected to go for a two-point conversion to tie the game. Mahomes' initial attempt failed as the pass went incomplete, but offsetting penalties gave Kansas

City another try. On the second two-point conversion attempt, Mahomes' pass again went incomplete, but DB **Joshua Kalu** was called for holding on the play as Kansas City was given a third chance. On the Chiefs' third try, Mahomes ran into the end zone for a successful game-tying two-point conversion, 17-17.

With the score still tied as regulation ended, the game headed to overtime. Kansas City won the coin toss and began the extra period with the ball. The Tennessee defense held the Chiefs to a field goal, as Butker converted a go-ahead 28-yarder, 20-17 Chiefs. However, the Titans were unable to construct a scoring drive on their next possession and fell to Kansas City in overtime.

### SCORING

	1	2	3	4	OT	Final
Tennessee	0	14	3	0	0	17
Kansas City	3	6	0	8	3	20

TEAM	SCORING PLAY	TIME
Chiefs	H.Butker 23 yd. Field Goal	1-6:47
Chiefs	M.Hardman 7 yd. pass from P.Mahomes (kick failed, wl)	2-14:55
Titans	D.Henry 4 yd. run (R.Bullock kick)	2-10:48
Titans	D.Henry 1 yd. run (R.Bullock kick)	2-5:24
Titans	R.Bullock 44 yd. Field Goal	3-9:58
Chiefs	P.Mahomes 14 yd. run (P.Mahomes run)	4-2:56
Chiefs	H.Butker 28 yd. Field Goal	5-4:04

Missed FGs: H.Butker 47WR

Attendance: 73,475

Time of Game: 3:29

Weather: 58°, W NNW 14 mph

Referee: Clete Blakeman



### TEAM STATISTICS

	Titans	Chiefs
TOTAL FIRST DOWNS	9	29
THIRD DOWN EFFICIENCY	1-11-9.1%	8-19-42.1%
FOURTH DOWN EFFICIENCY	0-1-0.0%	2-2-100.0%
TOTAL NET YARDS	229	499
Plays - Avg.	48-4.8	91-5.5
NET YARDS RUSHING	172	77
Rushes - Avg.	29-5.9	19-4.1
NET YARDS PASSING	57	422
Sacks - Yards Lost	3-23	4-24
PASS ATT-COMP-INT	16-5-0	68-43-1
PUNTS - Avg.	8-48.8	6-47.2
Net Punting Average	41.4	42.0
PUNT RETURNS - Yards	2-11	5-59
KICKOFF RETURNS - Yards	4-72	2-39
INTERCEPTIONS - Yards	1-4	0-0
PENALTIES Number and Yards	8-51	10-69
FUMBLES Number and Lost	0-0	0-0
TOUCHDOWNS	2	2
EXTRA POINTS Made-Attempts	2-2	1-2
RED ZONE EFFICIENCY	2-2-100%	2-4-50%
GOAL TO GO EFFICIENCY	1-1-100%	0-1-0%
SAFETIES	0	0
GIVEAWAYS	0	1
TAKEAWAYS	1	0
TIME OF POSSESSION	26:23	41:28

### TITANS STARTERS

OFFENSE		DEFENSE	
TE 81	A.Hooper	NT 93	T.Tart
LT 71	D.Daley	DT 98	J.Simmons
LG 55	A.Brewer	OLB 48	B.Dupree
C 60	B.Jones	ILB 51	D.Long
RG 64	N.Davis	ILB 41	Z.Cunningham
RT 78	N.Petit-Frere	OLB 96	D.Autry
TE 87	G.Swaim	DB 28	J.Kalu
TE 85	C.Okonkwo	CB 21	R.McCreary
WR 8	C.Hollister	S 31	K.Byard
QB 7	M.Willis	S 47	A.Adams
RB 22	D.Henry	CB 26	K.Fulton

### CHIEFS STARTERS

OFFENSE		DEFENSE	
TE 87	T.Kelce	DE 56	G.Karlaftis
TE 83	N.Gray	DT 91	D.Nnadi
LT 57	O.Brown	DT 95	C.Jones
LG 62	J.Thuney	DE 8	C.Dunlap
C 52	C.Humphrey	LB 32	N.Bolton
RG 65	T.Smith	LB 50	W.Gay
RT 77	A.Wylie	LB 54	L.Chenal
WR 19	K.Toney	CB 38	L.Sneed
WR 9	J.Smith-Schuster	CB 21	T.McDuffie
QB 15	P.Mahomes	S 22	J.Thornhill
RB 10	I.Pacheco	S 20	J.Reid

### TITANS INDIVIDUAL STATISTICS

Rushing	Att	Yds	Avg	Lg	TD
D.Henry	17	115	6.8	56	2
M.Willis	8	40	5.0	17	0
D.Hilliard	3	12	4.0	5	0
H.Haskins	1	5	5.0	5	0
<b>Total</b>	<b>29</b>	<b>172</b>	<b>5.9</b>	<b>56</b>	<b>2</b>

Passing	Att	Cmp	Yds	TD	Lg	IN	Rt
M.Willis	16	5	80	0	48	0	49.0
<b>Total</b>	<b>16</b>	<b>5</b>	<b>80</b>	<b>0</b>	<b>48</b>	<b>0</b>	<b>49.0</b>

Receiving	No	Yds	Avg	Lg	TD
A.Hooper	2	34	17.0	18	0
C.Okonkwo	1	48	48.0	48	0
H.Haskins	1	2	2.0	2	0
D.Hilliard	1	-4	-4.0	-4	0
<b>Total</b>	<b>5</b>	<b>80</b>	<b>16.0</b>	<b>48</b>	<b>0</b>

Interceptions	No	Yds	Avg	Lg	TD
R.McCreary	1	4	4.0	0	0
<b>Total</b>	<b>1</b>	<b>4</b>	<b>4.0</b>	<b>0</b>	<b>0</b>

**Leading Tacklers (Press Box Totals)**  
K.Byard 12-6-6; D.Long 10-6-4; J.Kalu 9-3-6

**Sacks:** D.Autry 2; M.Edwards 1; D.Walker 1  
**FF:** None  
**FR:** None

### CHIEFS INDIVIDUAL STATISTICS

Rushing	Att	Yds	Avg	Lg	TD
P.Mahomes	6	63	10.5	20	1
I.Pacheco	5	5	1.0	2	0
C.Edwards-Helaire	4	5	1.3	3	0
J.McKinnon	3	4	1.3	3	0
M.Burton	1	0	0.0	0	0
<b>Total</b>	<b>19</b>	<b>77</b>	<b>4.1</b>	<b>20</b>	<b>1</b>

Passing	Att	Cmp	Yds	TD	Lg	IN	Rt
P.Mahomes	68	43	446	1	33	1	80.9
<b>Total</b>	<b>68</b>	<b>43</b>	<b>446</b>	<b>1</b>	<b>33</b>	<b>1</b>	<b>80.9</b>

Receiving	No	Yds	Avg	Lg	TD
T.Kelce	10	106	10.6	23	0
J.Smith-Schuster	10	88	8.8	17	0
M.Hardman	6	79	13.2	33	1
J.McKinnon	6	40	6.7	16	0
N.Gray	3	45	15.0	27	0
Ju.Watson	2	37	18.5	31	0
K.Toney	2	12	6.0	10	0
C.Edwards-Helaire	1	14	14.0	14	0
M.Valdes-Scantling	1	12	12.0	12	0
M.Burton	1	9	9.0	9	0
I.Pacheco	1	4	4.0	4	0
<b>Total</b>	<b>43</b>	<b>446</b>	<b>10.4</b>	<b>33</b>	<b>1</b>

**Interceptions** No Yds Avg Lg TD  
None

**Leading Tacklers (Press Box Totals)**  
K.Saunders 6-3-3; L.Sneed 5-3-2; W.Gay 5-3-2  
**Sacks:** C.Dunlap 1.5; K.Saunders 1; C.Jones 0.5  
**FF:** None **FR:** None

# 2022 TITANS GAME-BY-GAME SUMMARIES



## Week 10: Titans 17, Broncos 10 Sunday, Nov. 13, 2022 • 12:00 p.m. CT • Nissan Stadium



In Week 10 of the 2022 season, the Titans hosted the Broncos and won by a score of 17-10. The defense recorded six sacks, the highest total during Head Coach **Mike Vrabel's** tenure, and allowed Denver to convert only four of their 17 third-down attempts (23.5 percent). Tennessee did not allow the Broncos to run a single red zone play.

Denver got on the board first and pulled ahead to a 10-0 lead. First, Broncos QB **Russell Wilson** led his team on an 80-yard scoring drive that resulted in a 66-yard touchdown pass to Broncos WR **Jalen Virgil**, 7-0.

Later in the second quarter, Denver constructed a nine-play scoring drive that included a 17-yard first-down pass from Wilson to Broncos WR **Courtland Sutton**. Ultimately, Denver was forced to settle for a field goal as Broncos K **Brandon McManus** converted a 39-yard attempt for a 10-0 lead.

However, the Titans put together a scoring drive of their own on the ensuing possession. QB **Ryan Tannehill** connected with WRs **Robert Woods** and **Nick Westbrook-Ikhine** for first-down passes and added an 11-yard first-down rush to move the sticks. The drive culminated in a nine-yard touchdown pass from Tannehill to Westbrook-Ikhine to cut Denver's lead to 10-7 heading into halftime.

Tennessee took the lead in the third quarter and never relinquished it. First, a three-play, 80-yard scoring drive saw the Titans pull ahead. RB **Derrick Henry** rushed for two yards, WR **Treyton Burks** caught a 15-yard ball, and then Tannehill hit Westbrook-Ikhine on a flea flicker for a 63-yard touchdown as Tennessee took a 14-10 lead.

In the fourth quarter, the Titans tacked on another score as a 10-play scoring possession culminated in a 35-yard field goal by K **Randy Bullock**, 17-10. The Tennessee defense shut out the Broncos in the second half, allowing the Titans to preserve the lead and seal a win at home.

### SCORING

	1	2	3	4	Final
Denver	0	10	0	0	10
Tennessee	0	7	7	3	17

### TEAM SCORING PLAY

TEAM	SCORING PLAY	TIME
Broncos	J.Virgil 66 yd. pass from R.Wilson (B.McManus kick)	2-8:21
Broncos	B.McManus 39 yd. Field Goal	2-2:23
Titans	N.Westbrook-Ikhine 9 yd. pass from R.Tannehill (R.Bullock kick)	2-0:12
Titans	N.Westbrook-Ikhine 63 yd. pass from R.Tannehill (R.Bullock kick)	3-5:14
Titans	R.Bullock 35 yd. Field Goal	4-2:59

Missed FGs: None

Attendance: 69,240

Time of Game: 3:20

Weather: 35°, Cloudy, Wind NNE 7 mph

Referee: Scott Novak



TEAM STATISTICS

	Broncos	Titans
TOTAL FIRST DOWNS	18	14
THIRD DOWN EFFICIENCY	4-17-23.5%	6-16-37.5%
FOURTH DOWN EFFICIENCY	2-3-66.7%	0-0-0.0%
TOTAL NET YARDS	313	307
Plays - Avg.	73-4.3	60-5.1
NET YARDS RUSHING	65	63
Rushes - Avg.	25-2.6	23-2.7
NET YARDS PASSING	248	244
Sacks - Yards Lost	6-38	1-11
PASS ATT-COMP-INT	42-21-1	36-19-0
PUNTS - Avg.	9-45.7	8-54.0
Net Punting Average	37.8	47.3
PUNT RETURNS - Yards	3-14	4-51
KICKOFF RETURNS - Yards	2-18	1-17
INTERCEPTIONS - Yards	0-0	1-1
PENALTIES Number and Yards	8-50	9-60
FUMBLES Number and Lost	3-0	2-1
TOUCHDOWNS	1	2
EXTRA POINTS Made-Attempts	1-1	2-2
RED ZONE EFFICIENCY	0-0-0%	1-2-50%
GOAL TO GO EFFICIENCY	0-0-0%	1-1-100%
SAFETIES	0	0
GIVEAWAYS	1	1
TAKEAWAYS	1	1
TIME OF POSSESSION	33:57	26:03

### BRONCOS STARTERS

OFFENSE		DEFENSE	
WR 14	C.Sutton	OLB 53	J.Cooper
WR 10	J.Jeudy	DL 99	D.Williams
LT 76	C.Anderson	DL 98	M.Purcell
LG 66	D.Risner	DT 97	Dj.Jones
C 61	G.Glasgow	DE 93	D.Jones
RG 77	Q.Meinerz	ILB 47	J.Jewell
RT 57	B.Turner	ILB 50	J.Griffith
TE 80	G.Dulcich	ILB 49	A.Singleton
WR 15	J.Virgil	LCB 2	P.Surtain
QB 3	R.Wilson	RCB 27	D.Mathis
RB 25	M.Gordon	SS 22	K.Jackson

### TITANS STARTERS

OFFENSE		DEFENSE	
WR 2	R.Woods	DE 94	M.Edwards
TE 87	G.Swaim	DE 97	K.Strong
LT 71	D.Daley	NT 93	T.Tart
LG 55	A.Brewer	DL 96	D.Autry
C 60	B.Jones	LB 51	D.Long
RG 64	N.Davis	LB 56	M.Rice
RT 78	N.Petit-Frere	CB 21	R.McCreary
TE 85	C.Okonkwo	S 31	K.Byard
WR 15	N.Westbrook-Ikhine	S 47	A.Adams
QB 17	R.Tannehill	CB 39	T.Mitchell
RB 22	D.Henry	CB 24	E.Molden

### BRONCOS INDIVIDUAL STATISTICS

Rushing	Att	Yds	Avg	Lg	TD
L.Murray	9	24	2.7	10	0
M.Gordon	7	24	3.4	11	0
C.Edmonds	2	9	4.5	10	0
R.Wilson	7	8	1.1	9	0
<b>Total</b>	<b>25</b>	<b>65</b>	<b>2.6</b>	<b>11</b>	<b>0</b>

Passing	Att	Cmp	Yds	TD	Lg	IN	Rt
R.Wilson	42	21	286	1	66	1	70.1
<b>Total</b>	<b>42</b>	<b>21</b>	<b>286</b>	<b>1</b>	<b>66</b>	<b>1</b>	<b>70.1</b>

Receiving	No	Yds	Avg	Lg	TD
C.Sutton	6	66	11.0	17	0
K.Hinton	4	62	15.5	35	0
M.Gordon	4	46	11.5	17	0
L.Murray	3	23	7.7	14	0
J.Virgil	1	66	66.0	66	1
E.Saubert	1	12	12.0	12	0
G.Dulcich	1	11	11.0	11	0
C.Edmonds	1	0	0.0	0	0
<b>Total</b>	<b>21</b>	<b>286</b>	<b>13.6</b>	<b>66</b>	<b>1</b>

Interceptions	No	Yds	Avg	Lg	TD
None					

### Leading Tacklers (Press Box Totals)

J.Jewell 9-6-3; A.Singleton 7-4-3; K.Jackson 5-4-1

Sacks: J.Martin 1

FF: None

FR: M.Purcell 1

### TITANS INDIVIDUAL STATISTICS

Rushing	Att	Yds	Avg	Lg	TD
D.Henry	19	53	2.8	10	0
R.Tannehill	2	12	6.0	11	0
D.Hilliard	1	2	2.0	2	0
M.Willis	1	-4	-4.0	-4	0
<b>Total</b>	<b>23</b>	<b>63</b>	<b>2.7</b>	<b>11</b>	<b>0</b>

Passing	Att	Cmp	Yds	TD	Lg	IN	Rt
R.Tannehill	36	19	255	2	63	0	94.1
<b>Total</b>	<b>36</b>	<b>19</b>	<b>255</b>	<b>2</b>	<b>63</b>	<b>0</b>	<b>94.1</b>

Receiving	No	Yds	Avg	Lg	TD
N.Westbrook-Ikhine	5	119	23.8	63	2
A.Hooper	5	41	8.2	17	0
T.Burks	3	24	8.0	15	0
D.Henry	2	14	7.0	7	0
R.Woods	2	10	5.0	6	0
C.Okonkwo	1	41	41.0	41	0
D.Hilliard	1	6	6.0	6	0
<b>Total</b>	<b>19</b>	<b>255</b>	<b>13.4</b>	<b>63</b>	<b>2</b>

Interceptions	No	Yds	Avg	Lg	TD
T.Mitchell	1	1	1.0	1	0
<b>Total</b>	<b>1</b>	<b>1</b>	<b>1.0</b>	<b>1</b>	<b>0</b>

### Leading Tacklers (Press Box Totals)

T.Mitchell 8-7-1; D.Long 8-3-5; A.Adams 7-6-1; M.Rice 7-4-3

Sacks: D.Walker 1.5; R.Weaver 1.5; D.Cole 1;

M.Edwards 1; N.Jones 1

FF: R.Weaver 1

FR: None

# 2022 TITANS GAME-BY-GAME SUMMARIES



## Week 11: Titans 27, Packers 17 Thursday, Nov. 17, 2022 • 7:15 p.m. CT • Lambeau Field



In Week 11 of the 2022 season, the Titans traveled to Green Bay for a primetime matchup against the Packers and won by a score of 27-17. The defense limited the Packers to just 56 rushing yards on 19 attempts (2.9 yards per carry), marking the eighth consecutive game in which the Titans defense did not allow the opposing offense to reach 100 rushing yards. Meanwhile, the Titans offense produced its highest totals of the season in first downs (21), third-down percentage (58.3), total net yards (408), total plays (64) and net passing yards (320).

Tennessee jumped out to an early lead with an 83-yard opening possession score. QB **Ryan Tannehill** found WR **Treyton Burks** for a 43-yard pass to move into Packers territory, as the drive ultimately concluded in a 14-yard touchdown pass from Tannehill to RB **Dontrell Hilliard**, 7-0 Titans. Tennessee never relinquished the lead.

Green Bay responded later in the first quarter with a touchdown drive of their own. Packers QB **Aaron Rodgers** constructed a 78-yard scoring march that culminated in a 14-yard touchdown pass to Packers WR **Christian Watson**. However DL **Denico Autry** blocked the extra point attempt, preserving a 7-6 Titans lead.

In the second quarter, the Titans doubled their points with a second touchdown. With a drive that began at the Packers 41-yard line, WR **Robert Woods** contributed three catches for 22 yards to move the chains. RB **Derrick Henry** then took the handoff and raced into the end zone for a four-yard touchdown, 14-6 Titans.

Green Bay started the second half with a scoring drive to narrow Tennessee's lead. Rodgers connected with Packers WRs **Randall Cobb** and **Allen Lazard** for first downs, but ultimately the Titans defended kept Green Bay out of the end zone and forced them to settle for a field goal. Packers K **Mason Crosby** converted a 39-yard kick, 14-9 Titans.

On the ensuing possession, Tennessee registered its third touchdown of the day on a 91-yard scoring drive. Tannehill linked up with TE **Chig Okonkwo** for a 31-yard play, and then with Henry for a 42-yard screen pass. On second down at the Green Bay three-yard line, Henry took the direct snap and tossed a three-yard touchdown pass to TE **Austin Hooper**. However, K **Josh Lambo's** extra point attempt was no good, 20-9 Titans.

Green Bay then responded with a scoring drive of their own as Rodgers tossed a

28-yard pass to Cobb en route to capping a 69-yard scoring possession with an eight-yard touchdown throw to Watson. Green Bay elected to go for two and was successful as Rodgers found Packers RB **Aaron Jones** on a jet sweep, 20-17 Titans.

With Tennessee's lead shrinking to just three points, the Titans took the field and strung together a quick five-play possession that increased the lead back to a two-score game. Tannehill tossed a 32-yard pass to Woods before ultimately connecting with Hooper for a 16-yard score, 27-17. The Titans were able to preserve the lead throughout the fourth quarter by not surrendering any points to Green Bay. After a 51-yard pass from Tannehill to Burks late in the stanza, Tennessee was able to kneel down inside the two-minute warning and seal a primetime road win.

### SCORING

	1	2	3	4	Final
Tennessee	7	7	6	7	27
Green Bay	6	0	11	0	17

TEAM	SCORING PLAY	TIME
Titans	D.Hilliard 14 yd. pass from R.Tannehill (J.Lambo kick)	1-10:31
Packers	C.Watson 14 yd. pass from A.Rodgers (kick blocked)	1-0:00
Titans	D.Henry 4 yd. run (J.Lambo kick)	2-0:32
Packers	M.Crosby 39 yd. Field Goal	3-8:25
Titans	A.Hooper 3 yd. pass from D.Henry (kick failed, hru)	3-5:17
Packers	C.Watson 8 yd. pass from A.Rodgers (A.Rodgers-A.Jones pass)	3-2:04
Titans	A.Hooper 16 yd. pass from R.Tannehill (J.Lambo kick)	4-14:55

Missed FGs: None

Attendance: 77,506

Time of Game: 3:02

Weather: 26°. Cloudy, Wind W 10 mph

Referee: Bill Vinovich



### TEAM STATISTICS

	Titans	Packers
TOTAL FIRST DOWNS	21	15
THIRD DOWN EFFICIENCY	7-13-53.8%	7-14-50.0%
FOURTH DOWN EFFICIENCY	1-2-50.0%	0-2-0.0%
TOTAL NET YARDS	408	271
Plays - Avg.	64-6.4	59-4.6
NET YARDS RUSHING	88	56
Rushes - Avg.	32-2.8	19-2.9
NET YARDS PASSING	320	215
Sacks - Yards Lost	3-17	1-12
PASS ATT-COMP-INT	29-24-1	39-24-0
PUNTS - Avg.	3-50.7	4-47.3
Net Punting Average	36.7	44.3
PUNT RETURNS - Yards	2-12	3-42
KICKOFF RETURNS - Yards	4-80	5-108
INTERCEPTIONS - Yards	0-0	1-22
PENALTIES Number and Yards	2-20	5-40
FUMBLES Number and Lost	0-0	1-0
TOUCHDOWNS	4	2
EXTRA POINTS Made-Attempts	3-4	1-2
RED ZONE EFFICIENCY	4-6-67%	2-3-67%
GOAL TO GO EFFICIENCY	2-3-67%	1-1-100%
SAFETIES	0	0
GIVEAWAYS	1	0
TAKEAWAY	0	1
TIME OF POSSESSION	32:28	27:32

### TITANS STARTERS

OFFENSE		DEFENSE	
WR 2	R.Woods	DL 95	D.Walker
TE 85	C.Okonkwo	DT 98	J.Simmons
LT 71	D.Daley	NT 93	T.Tart
LG 75	D.Radunz	DL 96	D.Autry
C 55	A.Brewer	ILB 51	D.Long
RG 64	N.Davis	ILB 56	M.Rice
RT 78	N.Petit-Frere	ILB 52	J.Schobert
WR 15	N.Westbrook-Ikhine	CB 21	R.McCreary
WR 16	T.Burks	CB 26	K.Fulton
QB 17	R.Tannehill	S 31	K.Byard
RB 22	D.Henry	S 47	A.Adams

### PACKERS STARTERS

OFFENSE		DEFENSE	
WR 9	C.Watson	DE 94	D.Lowry
LT 69	D.Bakhtiari	NT 97	K.Clark
LG 74	E.Jenkins	DE 90	J.Reed
C 71	J.Myers	OLB 91	P.Smith
RG 76	J.Runyan	ILB 7	Q.Walker
RT 73	Y.Nijman	OLB 55	K.Enagbare
TE 89	M.Lewis	CB 29	R.Douglas
WR 13	A.Lazard	CB 23	J.Alexander
QB 12	A.Rodgers	S 20	R.Ford
TE 81	J.Deguara	S 31	A.Amos
RB 33	A.Jones	S 26	D.Savage

### TITANS INDIVIDUAL STATISTICS

Rushing	Att	Yds	Avg	Lg	TD
D.Henry	28	87	3.1	9	1
D.Hilliard	1	4	4.0	4	0
R.Tannehill	3	-3	-1.0	-1	0
<b>Total</b>	<b>32</b>	<b>88</b>	<b>2.8</b>	<b>9</b>	<b>1</b>

Passing	Att	Cmp	Yds	TD	Lg	IN	Rt
R.Tannehill	27	22	333	2	51	1	127.3
D.Henry	2	2	4	1	3	0	118.8
<b>Total</b>	<b>29</b>	<b>24</b>	<b>337</b>	<b>3</b>	<b>51</b>	<b>1</b>	<b>135.2</b>

Receiving	No	Yds	Avg	Lg	TD
T.Burks	7	111	15.9	51	0
R.Woods	6	69	11.5	32	0
A.Hooper	4	36	9.0	16	2
D.Henry	2	45	22.5	42	0
N.Westbrook-Ikhine	2	28	14.0	19	0
C.Okonkwo	1	31	31.0	31	0
D.Hilliard	1	14	14.0	14	1
G.Swaim	1	3	3.0	3	0
<b>Total</b>	<b>24</b>	<b>337</b>	<b>14.0</b>	<b>51</b>	<b>3</b>

Interceptions	No	Yds	Avg	Lg	TD
None					

### Leading Tacklers (Press Box Totals)

D.Long 9-6-3; J.Kalu 6-6-0; K.Byard 6-6-0

Sacks: J.Simmons 1

FF: J.Kalu 1

FR: None

### PACKERS INDIVIDUAL STATISTICS

Rushing	Att	Yds	Avg	Lg	TD
A.Jones	12	40	3.3	14	0
A.Dillon	6	13	2.2	5	0
C.Watson	1	3	3.0	3	0
<b>Total</b>	<b>19</b>	<b>56</b>	<b>2.9</b>	<b>14</b>	<b>0</b>

Passing	Att	Cmp	Yds	TD	Lg	IN	Rt
A.Rodgers	39	24	227	2	28	0	94.7
<b>Total</b>	<b>39</b>	<b>24</b>	<b>227</b>	<b>2</b>	<b>28</b>	<b>0</b>	<b>94.7</b>

Receiving	No	Yds	Avg	Lg	TD
R.Cobb	6	73	12.2	28	0
A.Jones	6	20	3.3	11	0
A.Lazard	5	57	11.4	23	0
C.Watson	4	48	12.0	18	2
R.Tonyan	2	19	9.5	10	0
A.Dillon	1	10	10.0	10	0
<b>Total</b>	<b>24</b>	<b>227</b>	<b>9.5</b>	<b>28</b>	<b>2</b>

Interceptions	No	Yds	Avg	Lg	TD
R.Douglas	1	22	22.0	22	0
<b>Total</b>	<b>1</b>	<b>22</b>	<b>22.0</b>	<b>22</b>	<b>0</b>

### Leading Tacklers (Press Box Totals)

K.Barnes 12-6-6; Q.Walker 11-7-4; A.Amons 9-5-4

Sacks: P.Smith 1.5; K.Barnes 1; Q.Walker 0.5

FF: None

FR: None

# 2022 TITANS GAME-BY-GAME SUMMARIES



## Week 12: Titans 16, Bengals 20 Sunday, Nov. 27, 2022 • 12:00 p.m. CT • Nissan Stadium



In Week 12 of the 2022 season, the Titans hosted the Bengals and fell by a score of 20-17. The defense produced its eighth consecutive game in which they did not allow their opponent to score more than 20 points, however the Titans were unable to mount a late-game comeback to earn a victory.

The Titans got on the board first in the second quarter. QB **Ryan Tannehill** guided the offense on a 10-play scoring drive that was aided by a 25-yard pass to WR **Nick Westbrook-Ikhine** for a first down at the Cincinnati 26-yard line. However, Tennessee was forced to settle for a field goal as rookie K **Caleb Shudak** converted a 33-yard attempt, 3-0 Titans.

Cincinnati responded with a field goal of their own as a seven-play scoring possession culminated in a 47-yard field goal by Bengals K **Evan McPherson**, 3-3. On the ensuing Tennessee possession, the Titans added another score. Tannehill connected with RB **Derrick Henry** for a 69-yard screen pass, but Henry fumbled the ball at the Cincinnati six-yard line and it was recovered in the end zone by WR **Treyton Burks** for a go-ahead score, 10-3.

Later in the second stanza, Bengals QB **Joe Burrow** guided his offense on a game-tying possession. Burrow connected with Bengals RB **Samaje Perine** for a 32-yard gain, and with Bengals HB **Trayveon Williams** for a 24-yard pass, before Perine ran a seven-yard score into the end zone. The score was knotted 10-10 heading into halftime.

Each team added a field goal score in the third quarter. First, Cincinnati produced a 14-play possession that included first-down catches by Bengals WRs **Tee Higgins** and **Tyler Boyd**. On fourth-and-14, McPherson's 38-yard field goal put the Bengals ahead, 13-10. On the first play of the following Titans possession, Tannehill found Burks for a 51-yard ball to move into Cincinnati territory. Ultimately, Shudak converted a 24-yarder to tie the score at 13-13.

In the fourth quarter, Cincinnati took the lead. Higgins caught two passes for 51 yards with one touchdown on the drive as the Bengals pulled ahead, 20-13. The Titans were able to inch closer with a 38-yard field goal to make it 20-16, but ultimately Tennessee ran out of time to construct a comeback and fell to the Bengals at home.

### SCORING

	1	2	3	4	Final
Cincinnati	0	10	3	7	20
Tennessee	0	10	3	3	16

TEAM	SCORING PLAY	TIME
Titans	C.Shudak 33 yd. Field Goal	2-14:06
Bengals	E.McPherson 47 yd. Field Goal	2-11:30
Titans	T.Burks fumble recovery in end zone (C.Shudak kick)	2-11:15
Bengals	S.Perine 7 yd. run (E.McPherson kick)	2-1:55
Bengals	E.McPherson 38 yd. Field Goal	3-2:35
Titans	C.Shudak 24 yd. Field Goal	3-0:39
Bengals	T.Higgins 27 yd. pass from J.Burrow (E.McPherson kick)	4-13:42
Titans	C.Shudak 38 yd. Field Goal	4-6:07

Missed FGs: C.Shudak 35WR

Attendance: 69,441

Time of Game: 2:58

Weather: 55°, Cloudy, Wind SW 20 mph

Referee: Carl Cheffers



### TEAM STATISTICS

	Bengals	Titans
TOTAL FIRST DOWNS	21	15
THIRD DOWN EFFICIENCY	5-14-35.7%	7-16-43.8%
FOURTH DOWN EFFICIENCY	0-0-0.0%	0-0-0.0%
TOTAL NET YARDS	374	344
Plays - Avg.	66-5.7	56-6.1
NET YARDS RUSHING	108	63
Rushes - Avg.	28-3.9	21-3.0
NET YARDS PASSING	266	281
Sacks - Yards Lost	1-4	1-10
PASS ATT-COMP-INT	37-22-0	34-22-0
PUNTS - Avg.	5-51.8	5-53.8
Net Punting Average	43.4	43.8
PUNT RETURNS - Yards	2-10	4-42
KICKOFF RETURNS - Yards	1-14	1-20
INTERCEPTIONS - Yards	0-0	0-0
PENALTIES Number and Yards	9-80	8-57
FUMBLES Number and Lost	0-0	1-0
TOUCHDOWNS	2	1
EXTRA POINTS Made-Attempts	2-2	1-1
RED ZONE EFFICIENCY	1-3-33%	0-3-0%
GOAL TO GO EFFICIENCY	1-2-50%	0-0-0%
SAFETIES	0	0
GIVEAWAYS	0	0
TAKEAWAYS	0	0
TIME OF POSSESSION	31:46	28:14

### BENGALS STARTERS

OFFENSE		DEFENSE	
WR 85	T.Higgins	LDE 94	S.Hubbard
WR 83	T.Boyd	NT 98	D.Reader
TE 88	H.Hurst	DT 92	B.Hill
LT 73	J.Williams	DT 95	Z.Carter
LG 67	C.Volson	RDE 91	T.Hendrickson
C 64	T.Karras	LB 55	L.Wilson
RG 65	A.Cappa	LB 57	G.Pratt
RT 71	L.Collins	CB 20	E.Apple
TE 84	M.Wilcox	CB 29	C.Taylor-Britt
QB 9	J.Burrow	S 24	V.Bell
HB 34	S.Perine	S 30	J.Bates

### TITANS STARTERS

OFFENSE		DEFENSE	
TE 87	G.Swaim	OLB 48	B.Dupree
LT 71	D.Daley	NT 93	T.Tart
LG 75	D.Radunz	DT 98	J.Simmons
C 55	A.Brewer	DE 94	M.Edwards
RG 64	N.Davis	ILB 51	D.Long
RT 78	N.Petit-Frere	ILB 53	D.Cole
TE 86	K.Rader	CB 21	R.McCreary
WR 2	R.Woods	CB 26	K.Fulton
WR 15	N.Westbrook-Ikhine	DB 37	A.Hooker
QB 17	R.Tannehill	S 31	K.Byard
RB 22	D.Henry	S 47	A.Adams

### BENGALS INDIVIDUAL STATISTICS

Rushing	Att	Yds	Avg	Lg	TD
S.Perine	17	58	3.4	9	1
J.Burrow	9	32	3.6	13	0
T.Williams	2	18	9.0	16	0
<b>Total</b>	<b>28</b>	<b>108</b>	<b>3.9</b>	<b>16</b>	<b>1</b>

Passing	Att	Cmp	Yds	TD	Lg	IN	Rt
J.Burrow	37	22	270	1	32	0	91.0
<b>Total</b>	<b>37</b>	<b>22</b>	<b>270</b>	<b>1</b>	<b>32</b>	<b>0</b>	<b>91.0</b>

Receiving	No	Yds	Avg	Lg	TD
T.Higgins	7	114	16.3	29	1
H.Hurst	6	57	9.5	29	0
S.Perine	4	35	8.8	32	0
T.Boyd	2	16	8.0	9	0
T.Williams	1	24	24.0	24	0
T.Irwin	1	16	16.0	16	0
T.Taylor	1	8	8.0	8	0
<b>Total</b>	<b>22</b>	<b>270</b>	<b>12.3</b>	<b>32</b>	<b>1</b>

Interceptions	No	Yds	Avg	Lg	TD
None					

**Leading Tacklers (Press Box Totals)**  
L.Wilson 9-5-4; C.Taylor-Britt 8-7-1; M.Hilton 7-6-1

**Sacks:** S.Hubbard 1  
**FF:** C.Taylor-Britt 1  
**FR:** None

### TITANS INDIVIDUAL STATISTICS

Rushing	Att	Yds	Avg	Lg	TD
D.Henry	17	38	2.2	9	0
D.Hilliard	2	16	8.0	11	0
R.Tannehill	2	9	4.5	5	0
<b>Total</b>	<b>21</b>	<b>63</b>	<b>3.0</b>	<b>11</b>	<b>0</b>

Passing	Att	Cmp	Yds	TD	Lg	IN	Rt
R.Tannehill	34	22	291	0	69	0	91.7
<b>Total</b>	<b>34</b>	<b>22</b>	<b>291</b>	<b>0</b>	<b>69</b>	<b>0</b>	<b>91.7</b>

Receiving	No	Yds	Avg	Lg	TD
T.Burks	4	70	17.5	51	0
N.Westbrook-Ikhine	4	58	14.5	25	0
D.Henry	3	79	26.3	69	0
C.Okonkwo	3	35	11.7	17	0
A.Hooper	3	30	10.0	12	0
D.Hilliard	3	3	1.0	6	0
R.Woods	2	16	8.0	10	0
<b>Total</b>	<b>22</b>	<b>291</b>	<b>13.2</b>	<b>69</b>	<b>0</b>

Interceptions	No	Yds	Avg	Lg	TD
None					

**Leading Tacklers (Press Box Totals)**  
A.Hooker 8-6-2; K.Byard 7-5-2; D.Long 6-5-1; K.Fulton 6-5-1; D.Cole 6-3-3

**Sacks:** D.Walker 1  
**FF:** None  
**FR:** None



# 2022 TITANS GAME-BY-GAME SUMMARIES



## Week 13: Titans 10, Eagles 35 Sunday, Dec. 4, 2022 • 1:00 p.m. ET • Lincoln Financial Field



In Week 13 of the 2022 season, the Titans traveled to Philadelphia and fell to the Eagles by a score of 35-10.

Philadelphia got on the board on the team's opening possession as Eagles QB **Jalen Hurts** guided his team on a 75-yard scoring drive. Hurts tossed first-down passes to Eagles WR **DeVonta Smith** and Eagles RB **Kenneth Gainwell**, before connecting with Smith for a 34-yard touchdown, 7-0 Eagles. Later in the first quarter, Tennessee tied the score with a 10-play scoring possession. QB **Ryan Tannehill** carried the ball twice for 25 yards and two first downs, one of which he earned on fourth-and-seven, before connecting with WR **Treyton Burks** for a 25-yard touchdown, 7-7.

Philadelphia took the lead in the second quarter and never relinquished it. An 85-yard possession culminated with a 40-yard touchdown pass from Hurts to Eagles WR **A.J. Brown**, 14-7.

The Titans tacked on a score later in the second quarter. Tannehill linked up with TE **Chig Okonkwo** for a 41-yard pass to move the chains, but Tennessee was forced to settle for a field goal as K **Randy Bullock** converted a 36-yard attempt, 14-10 Eagles. However, on the ensuing Philadelphia possession, the Eagles extended their lead. With a first-and-goal at the Titans' six-yard line, it was ultimately Hurts who ran into the end zone on a two-yard rushing score to make it 21-10 heading into halftime.

The Eagles added a touchdown in each of the second-half stanzas to put the game out of reach for Tennessee. In the third quarter, Philadelphia began its drive at the 50-yard line and swiftly moved into Titans territory. Hurts hit Brown for a 29-yard touchdown to make it 28-10, Eagles.

In the fourth quarter, a 16-play possession culminated in a three-yard rushing score by Eagles RB **Miles Sanders** as Philadelphia went ahead 35-10 and handed Tennessee a loss on the road.

### SCORING

	1	2	3	4	Final
Tennessee	7	3	0	0	10
Philadelphia	7	14	7	7	35

TEAM	SCORING PLAY	TIME
Eagles	D.Smith 34 yd. pass from J.Hurts (J.Elliott kick)	1-12:03
Titans	T.Burks 25 yd. pass from R.Tannehill (R.Bullock kick)	1-2:47
Eagles	A.Brown 40 yd. pass from J.Hurts (J.Elliott kick)	2-13:55
Titans	R.Bullock 36 yd. Field Goal	2-3:28
Eagles	J.Hurts 2 yd. run (J.Elliott kick)	2-0:51
Eagles	A.Brown 29 yd. pass from J.Hurts (J.Elliott kick)	3-12:07
Eagles	M.Sanders 3 yd. run (J.Elliott kick)	4-11:27

Missed FGs: None

Attendance: 69,879

Time of Game: 3:09

Weather: 45°, Mostly Sunny, Wind NW 7 mph

Referee: Adrian Hill



TEAM STATISTICS

	Titans	Eagles
TOTAL FIRST DOWNS	11	26
THIRD DOWN EFFICIENCY	4-14-28.6%	3-11-27.3%
FOURTH DOWN EFFICIENCY	1-2-50.0%	3-3-100.0%
TOTAL NET YARDS	209	453
Plays - Avg.	53-3.9	67-6.8
NET YARDS RUSHING	87	67
Rushes - Avg.	21-4.1	24-2.8
NET YARDS PASSING	122	386
Sacks - Yards Lost	6-35	2-5
PASS ATT-COMP-INT	26-16-0	41-30-0
PUNTS - Avg.	7-57.3	5-43.0
Net Punting Average	42.3	34.6
PUNT RETURNS - Yards	4-42	6-105
KICKOFF RETURNS - Yards	3-62	2-37
INTERCEPTIONS - Yards	0-0	0-0
PENALTIES Number and Yards	7-82	12-80
FUMBLES Number and Lost	0-0	1-0
TOUCHDOWNS	1	5
EXTRA POINTS Made-Attempts	1-1	5-5
RED ZONE EFFICIENCY	0-2-0%	2-2-100%
GOAL TO GO EFFICIENCY	0-0-0%	2-2-100%
SAFETIES	0	0
GIVEAWAYS	0	0
TAKEAWAYS	0	0
TIME OF POSSESSION	27:27	32:33

### TITANS STARTERS

OFFENSE		DEFENSE	
WR 16	T.Burks	OLB 48	B.Dupree
LT 71	D.Daley	NT 93	T.Tart
LG 55	A.Brewer	DT 98	J.Simmons
C 60	B.Jones	DE 94	M.Edwards
RG 64	N.Davis	ILB 51	D.Long
RT 78	N.Petit-Frere	ILB 53	D.Cole
TE 87	G.Swaim	S 47	A.Adams
TE 81	A.Hooper	CB 26	K.Fulton
WR 2	R.Woods	CB 21	R.McCreary
QB 17	R.Tannehill	S 37	A.Hooker
RB 22	D.Henry	S 31	K.Byard

### EAGLES STARTERS

OFFENSE		DEFENSE	
WR 11	A.Brown	DE 94	J.Sweat
TE 89	J.Stoll	DT 97	J.Hargrave
LT 68	J.Mailata	DE 72	L.Joseph
LG 69	L.Dickerson	DT 91	F.Cox
C 62	J.Kelce	SAM 7	H.Reddick
RG 56	I.Seumalo	MIKE 57	T.Edwards
RT 65	L.Johnson	WILL 43	K.White
WR 16	Q.Watkins	CB 24	J.Bradberry
WR 6	D.Smith	CB 2	D.Slay
QB 1	J.Hurts	S 22	M.Epps
RB 26	M.Sanders	S 32	R.Blankenship

### TITANS INDIVIDUAL STATISTICS

Rushing	Att	Yds	Avg	Lg	TD
R.Tannehill	3	34	11.3	17	0
D.Henry	11	30	2.7	6	0
J.Chestnut	5	13	2.6	5	0
M.Willis	1	8	8.0	8	0
D.Hilliard	1	2	2.0	2	0
<b>Total</b>	<b>21</b>	<b>87</b>	<b>4.1</b>	<b>17</b>	<b>0</b>

Passing	Att	Cmp	Yds	TD	Lg	IN	Rt
R.Tannehill	22	14	141	1	41	0	97.0
M.Willis	4	2	16	0	10	0	60.4
<b>Total</b>	<b>26</b>	<b>16</b>	<b>157</b>	<b>1</b>	<b>41</b>	<b>0</b>	<b>91.3</b>

Receiving	No	Yds	Avg	Lg	TD
C.Okonkwo	4	68	17.0	41	0
A.Hooper	3	22	7.3	9	0
D.Hilliard	2	14	7.0	10	0
D.Henry	2	8	4.0	6	0
T.Burks	1	25	25.0	25	1
R.Woods	1	6	6.0	6	0
C.Board	1	6	6.0	6	0
N.Westbrook-Ikhine	1	4	4.0	4	0
G.Swaim	1	4	4.0	4	0
<b>Total</b>	<b>16</b>	<b>157</b>	<b>9.8</b>	<b>41</b>	<b>1</b>

Interceptions	No	Yds	Avg	Lg	TD
None					

**Leading Tacklers (Press Box Totals)**  
T.Avery 7-6-1; K.Byard 7-4-3

**Sacks:** M.Edwards 1; B.Dupree 1  
**FF:** B.Dupree 1  
**FR:** None

### EAGLES INDIVIDUAL STATISTICS

Rushing	Att	Yds	Avg	Lg	TD
M.Sanders	10	24	2.4	5	1
B.Scott	6	16	2.7	5	0
K.Gainwell	3	15	5.0	13	0
J.Hurts	5	12	2.4	4	1
<b>Total</b>	<b>24</b>	<b>67</b>	<b>2.8</b>	<b>13</b>	<b>2</b>

Passing	Att	Cmp	Yds	TD	Lg	IN	Rt
J.Hurts	39	29	380	3	40	0	130.3
G.Minshew	2	1	11	0	11	0	66.7
<b>Total</b>	<b>41</b>	<b>30</b>	<b>391</b>	<b>3</b>	<b>40</b>	<b>0</b>	<b>127.2</b>

Receiving	No	Yds	Avg	Lg	TD
A.Brown	8	119	14.9	40	2
D.Smith	5	102	20.4	34	1
Q.Watkins	5	37	7.4	16	0
J.Stoll	3	41	13.7	26	0
K.Gainwell	3	38	12.7	14	0
Z.Pascal	2	16	8.0	11	0
M.Sanders	2	14	7.0	8	0
G.Calcaterra	1	19	19.0	19	0
B.Scott	1	5	5.0	5	0
<b>Total</b>	<b>30</b>	<b>391</b>	<b>13.0</b>	<b>40</b>	<b>3</b>

Interceptions	No	Yds	Avg	Lg	TD
None					

**Leading Tacklers (Press Box Totals)**  
T.Edwards 6-4-2; N.Dean 5-4-1; K.White 5-3-2

**Sacks:** J.Sweat 2; J.Hargrave 1; B.Graham 1;  
**F.Cox** 1; H.Reddick 1  
**FF:** None  
**FR:** None

# 2022 TITANS GAME-BY-GAME SUMMARIES



## Week 14: Jaguars 36, Titans 22 Sunday, Dec. 11, 2022 • 12:00 p.m. CT • Nissan Stadium



In Week 14 of the 2022 season, the Titans hosted the Jaguars and fell by a score of 36-22.

Tennessee got on the board on its opening possession with a 10-play scoring drive that included first-down receptions by WRs **Nick Westbrook-Ikhine** and **Robert Woods**, as well as TE **Chig Okonkwo**. Ultimately, RB **Derrick Henry** ran in a three-yard rushing score for an early 7-0 Titans lead. Later in the first quarter, QB **Ryan Tannehill** was strip-sacked and the ball was recovered by Jaguars DL **Dawuane Smoot**, giving Jacksonville a first down at the Tennessee 20-yard line. Jaguars QB **Trevor Lawrence** found Jaguars TE **Evan Engram** for a 12-yard touchdown to capitalize on the turnover and tie the score, 7-7.

On the ensuing Titans possession, Tennessee took the lead back with a six-play scoring possession. Henry broke free for a 50-yard gain to earn a first down at the Jacksonville 25-yard line, before Tannehill found Okonkwo for a 10-yard touchdown pass, 14-7 Tennessee.

In the second quarter, Tannehill's pass was intercepted by Jaguars S **Andrew Wingard** and returned 13 yards to the Jacksonville 46-yard line, as Jaguars K **Riley Patterson** was able to tack on a 37-yard field goal, 14-10 Titans. After forcing the Titans to go three-and-out, Jacksonville added another field goal as Patterson converted a 43-yarder, 14-13 Titans. On the ensuing Titans possession, with Tennessee driving in Jacksonville territory, Tannehill tossed a 16-yard pass to Henry. However, Henry fumbled the ball and it was recovered by Jaguars OLB **Josh Allen** for a Jacksonville first down at their own 22-yard line. Lawrence found Jaguars WR **Christian Kirk** for a 23-yard pass, Engram for a 18-yard first down, and ultimately, Jaguars WR **Zay Jones** for a 20-yard touchdown pass as Jacksonville took a 20-14 lead into halftime.

In the third stanza, Jacksonville scored 13 points to increase their lead. First, a 72-yard drive culminated in a one-yard rushing score by Lawrence, 27-14. Then, a five-play possession resulted in a 21-yard touchdown pass from Lawrence to Engram. Jacksonville elected to go for two, but Lawrence's pass fell incomplete, 33-14 Jaguars.

Jacksonville capitalized on another Titans turnover in the fourth quarter, as a fumbled snap was recovered by Jaguars OLB **Arden Key** at the Tennessee 30-yard line. Patterson converted a 33-yard field goal to make it 36-14, Jacksonville. On the ensuing

Titans possession, Tennessee put together a 10-yard scoring drive, aided by two first-down passes to TE **Austin Hooper**. The drive concluded with a two-yard touchdown pass from Tannehill to Westbrook-Ikhine, and Tennessee's two-point conversion was successful as Tannehill found Okonkwo on a pass play. The Titans inched closer to make it 36-22, but ultimately could not construct a comeback and fell at home.

### SCORING

	1	2	3	4	Final
Jacksonville	7	13	13	3	36
Tennessee	14	0	0	8	22

### TEAM SCORING PLAY

TEAM	SCORING PLAY	TIME
Titans	D.Henry 3 yd. run (R.Bullock kick)	1-9:09
Jaguars	E.Engram 12 yd. pass from T.Lawrence (R.Patterson kick)	1-6:01
Titans	C.Okonkwo 10 yd. pass from R.Tannehill (R.Bullock kick)	1-3:03
Jaguars	R.Patterson 37 yd. Field Goal	2-8:52
Jaguars	R.Patterson 43 yd. Field Goal	2-3:10
Jaguars	Z.Jones 20 yd. pass from T.Lawrence (R.Patterson kick)	2-0:11
Jaguars	T.Lawrence 1 yd. run (R.Patterson kick)	3-7:53
Jaguars	E.Engram 21 yd. pass from T.Lawrence (pass failed)	3-3:07
Jaguars	R.Patterson 33 yd. Field Goal	4-10:52
Titans	N.Westbrook-Ikhine 2 yd. pass from R.Tannehill (R.Tannehill-C.Okonkwo pass)	4-7:15

Missed FGs: None

Attendance: 68,409

Time of Game: 3:13

Weather: 50°. Cloudy, Wind NNE 5 mph

Referee: Clay Martin



### TEAM STATISTICS

	Jaguars	Titans
TOTAL FIRST DOWNS	22	22
THIRD DOWN EFFICIENCY	6-13-46.2%	5-10-50.0%
FOURTH DOWN EFFICIENCY	0-1-0.0%	0-1-0.0%
TOTAL NET YARDS	428	364
Plays - Avg.	67-6.4	62-5.9
NET YARDS RUSHING	60	137
Rushes - Avg.	25-2.4	20-6.9
NET YARDS PASSING	368	227
Sacks - Yards Lost	0-0	4-27
PASS ATT-COMP-INT	42-30-0	38-25-1
PUNTS - Avg.	3-44.3	3-50.0
Net Punting Average	43.0	43.3
PUNT RETURNS - Yards	3-20	3-4
KICKOFF RETURNS - Yards	2-42	3-76
INTERCEPTIONS - Yards	1-13	0-0
PENALTIES Number and Yards	9-70	5-50
FUMBLES Number and Lost	0-0	4-3
TOUCHDOWNS	4	3
EXTRA POINTS Made-Attempts	3-4	3-3
RED ZONE EFFICIENCY	2-4-50%	3-3-100%
GOAL TO GO EFFICIENCY	1-1-100%	2-2-100%
SAFETIES	0	0
GIVEAWAYS	0	4
TAKEAWAYS	4	0
TIME OF POSSESSION	32:52	27:08

### JAGUARS STARTERS

OFFENSE		DEFENSE	
WR 13	C.Kirk	DE 95	R.Robertson-Harris
WR 11	M.Jones	DT 52	D.Hamilton
LT 74	C.Robinson	DE 94	F.Fatukasi
LG 69	T.Shatley	WILL 41	J.Allen
C 79	L.Fortner	SAM 44	T.Walker
RG 68	B.Scherff	LB 23	F.Oluokun
RT 75	J.Taylor	LB 33	D.Lloyd
TE 17	E.Engram	CB 31	D.Williams
WR 7	Z.Jones	CB 32	T.Campbell
QB 16	T.Lawrence	SS 2	R.Jenkins
RB 1	T.Etienne	S 42	A.Wingard

### TITANS STARTERS

OFFENSE		DEFENSE	
WR 15	N.Westbrook-Ikhine	OLB 48	B.Dupree
LT 71	D.Daley	NT 93	T.Tart
LG 55	A.Brewer	DT 98	J.Simmons
C 60	B.Jones	DE 94	M.Edwards
RG 64	N.Davis	ILB 53	D.Cole
RT 78	N.Petit-Frere	ILB 56	M.Rice
TE 61	L.Clark	CB 21	R.McCreary
WR 2	R.Woods	DB 39	T.Mitchell
TE 86	K.Rader	DB 37	A.Hooker
QB 17	R.Tannehill	S 47	A.Adams
RB 22	D.Henry	S 31	K.Byard

### JAGUARS INDIVIDUAL STATISTICS

Rushing	Att	Yds	Avg	Lg	TD
T.Etienne	17	32	1.9	7	0
J.Hasty	4	13	3.3	10	0
J.Agnew	1	8	8.0	8	0
T.Lawrence	3	7	2.3	7	1
<b>Total</b>	<b>25</b>	<b>60</b>	<b>2.4</b>	<b>10</b>	<b>1</b>

Passing	Att	Cmp	Yds	TD	Lg	IN	Rt
T.Lawrence	42	30	368	3	25	0	121.9
<b>Total</b>	<b>42</b>	<b>30</b>	<b>368</b>	<b>3</b>	<b>25</b>	<b>0</b>	<b>121.9</b>

Receiving	No	Yds	Avg	Lg	TD
E.Engram	11	162	14.7	25	2
Z.Jones	8	77	9.6	20	1
C.Kirk	5	45	9.0	23	0
J.Agnew	3	36	12.0	16	0
M.Jones	1	22	22.0	22	0
C.Manhertz	1	21	21.0	21	0
D.Arnold	1	5	5.0	5	0
<b>Total</b>	<b>30</b>	<b>368</b>	<b>12.3</b>	<b>25</b>	<b>3</b>

Interceptions	No	Yds	Avg	Lg	TD
A.Wingard	1	13	13.0	13	0
<b>Total</b>	<b>1</b>	<b>13</b>	<b>13.0</b>	<b>13</b>	<b>0</b>

### Leading Tacklers (Press Box Totals)

F.Oluokun 14-10-4; D.Lloyd 8-4-4; A.Wingard 7-6-1  
**Sacks:** A.Key 1; J.Allen 1; T.Walker 1; F.Fatukasi  
**FF:** T.Walker 1; S.Quarterman 1  
**FR:** A.Key 1; J.Allen 1; D.Smoot 1

### TITANS INDIVIDUAL STATISTICS

Rushing	Att	Yds	Avg	Lg	TD
D.Henry	17	121	7.1	50	1
R.Tannehill	2	16	8.0	8	0
C.Okonkwo	1	0	0.0	0	0
<b>Total</b>	<b>20</b>	<b>137</b>	<b>6.9</b>	<b>50</b>	<b>1</b>

Passing	Att	Cmp	Yds	TD	Lg	IN	Rt
R.Tannehill	38	25	254	2	27	1	91.3
<b>Total</b>	<b>38</b>	<b>25</b>	<b>254</b>	<b>2</b>	<b>27</b>	<b>1</b>	<b>91.3</b>

Receiving	No	Yds	Avg	Lg	TD
C.Okonkwo	6	45	7.5	15	1
A.Hooper	5	68	13.6	24	0
R.Woods	5	49	9.8	18	0
D.Henry	3	34	11.3	16	0
N.Westbrook-Ikhine	3	23	7.7	13	1
J.Chestnut	2	8	4.0	4	0
C.Conley	1	27	27.0	27	0
<b>Total</b>	<b>25</b>	<b>254</b>	<b>10.2</b>	<b>27</b>	<b>2</b>

Interceptions	No	Yds	Avg	Lg	TD
None					

### Leading Tacklers (Press Box Totals)

M.Rice 12-7-5; A.Adams 10-8-2; B.Dupree 6-5-1

**Sacks:** None  
**FF:** None **FR:** None

# 2022 TITANS GAME-BY-GAME SUMMARIES



## Week 15: Titans 14, Chargers 17 Sunday, Dec. 18, 2022 • 1:25 p.m. PT • SoFi Stadium



In Week 15 of the 2022 season, the Titans traveled to Los Angeles to face the Chargers and fell by a score of 17-14. Despite the Titans defense limiting the Chargers' offense to four total third-down conversions on 13 attempts, it was Los Angeles' go-ahead field goal with four seconds remaining in regulation that sealed a Tennessee loss.

Los Angeles got on the board first on the team's opening possession with a 14-play drive. Chargers QB **Justin Herbert** connected with Chargers TE **Donald Parham Jr.** for an 18-yard gain, and with Chargers WR **Keenan Allen** for a 14-yard pass to help move the chains. Ultimately, the drive culminated in a one-yard rushing touchdown by Chargers RB **Joshua Kelley**, 7-0 Los Angeles.

In the second quarter, the Titans knotted the score at 7-7. RB **Derrick Henry** accounted for every yard on Tennessee's 63-yard scoring drive, catching a 37-yard reception, and rushing for 26 yards on three carries, including a four-yard rushing touchdown that he took into the end zone on a direct snap to make it 7-7.

The Chargers pulled ahead in the fourth quarter with a 59-yard scoring drive. Herbert connected with Allen for a 31-yard pass to generate a first down at the Tennessee 15-yard line. Chargers RB **Austin Ekeler** advanced the ball 12 yards for a first-and-goal, before Ekeler then found the end zone on a three-yard touchdown rush. Los Angeles took the lead, 14-7.

However, Tennessee responded later in the fourth quarter with a game-tying touchdown drive. QB **Ryan Tannehill** found TE **Chig Okonkwo** for a 28-yard pass and a first down at the Chargers' 21-yard line, and then connected with TE **Austin Hooper** for a 17-yard gain and a first-and-goal at the four-yard line. The drive culminated in a one-yard rushing score by Tannehill on a quarterback sneak to make it 14-14 with less than one minute remaining in regulation.

As Los Angeles took possession of the ball, Herbert guided the Chargers down the field and into field goal range, linking up with Chargers WR **Mike Williams** twice for 51 yards. Ultimately, Chargers K **Cameron Dicker** converted a 43-yard field goal to put

Los Angeles ahead 17-14 with four seconds remaining in the game. Tennessee was unable to mount a comeback and fell to Los Angeles on the road.

### SCORING

	1	2	3	4	Final
Tennessee	0	7	0	7	14
Los Angeles	7	0	0	10	17

### TEAM SCORING PLAY

TEAM	SCORING PLAY	TIME
Chargers	J.Kelley 1 yd. run (C.Dicker kick)	1:4-25
Titans	D.Henry 4 yd. run (R.Bullock kick)	2-10:09
Chargers	A.Ekeler 3 yd. run (C.Dicker kick)	4-10:28
Titans	R.Tannehill 1 yd. run (R.Bullock kick)	4-0:48
Chargers	C.Dicker 43 yd. Field Goal	4-0:04

Missed FGs: R.Bullock 51WR

Attendance: 70,240

Time of Game: 3:02

Weather: 64°, Wind NE 9 mph

Referee: Land Clark



TEAM STATISTICS

	Titans	Chargers
TOTAL FIRST DOWNS	17	23
THIRD DOWN EFFICIENCY	3-11-27.3%	4-13-30.8%
FOURTH DOWN EFFICIENCY	0-0-0.0%	2-2-100.0%
TOTAL NET YARDS	284	365
Plays - Avg.	57-5.0	69-5.3
NET YARDS RUSHING	127	74
Rushes - Avg.	27-4.7	24-3.1
NET YARDS PASSING	157	291
Sacks - Yards Lost	4-28	3-22
PASS ATT-COMP-INT	26-18-1	42-28-2
PUNTS - Avg.	7-56.0	7-41.6
Net Punting Average	45.6	38.7
PUNT RETURNS - Yards	2-0	4-53
KICKOFF RETURNS - Yards	1-6	1-17
INTERCEPTIONS - Yards	2-3	1-0
PENALTIES Number and Yards	6-62	3-20
FUMBLES Number and Lost	2-0	0-0
TOUCHDOWNS	2	2
EXTRA POINTS Made-Attempts	2-2	2-2
RED ZONE EFFICIENCY	2-2-100%	2-2-100%
GOAL TO GO EFFICIENCY	2-2-100%	2-2-100%
SAFETIES	0	0
GIVEAWAYS	1	2
TAKEAWAYS	2	1
TIME OF POSSESSION	30:12	29:48

### TITANS STARTERS

OFFENSE				DEFENSE			
WR 15	N.Westbrook-Ikhine	OLB 48	B.Dupree				
TE 85	C.Okonkwo	DT 98	J.Simmons				
LT 71	D.Daley	NT 90	N.Jones				
LG 55	A.Brewer	DE 94	M.Edwards				
C 60	B.Jones	ILB 53	D.Cole				
RG 64	N.Davis	ILB 56	M.Rice				
RT 78	N.Petit-Frere	CB 21	R.McCreary				
TE 87	G.Swaim	DB 23	J.Reid				
WR 2	R.Woods	CB 39	T.Mitchell				
QB 17	R.Tannehill	S 47	A.Adams				
RB 22	D.Henry	S 31	K.Byard				

### CHARGERS STARTERS

OFFENSE				DEFENSE			
WR 81	M.Williams	EDGE 52	K.Mack				
LT 68	J.Salyer	DL 56	M.Fox				
LG 71	M.Feiler	DL 96	B.Fehoko				
C 63	C.Linsley	DL 69	S.Joseph				
RG 77	Z.Johnson	EDGE 8	K.Van Noy				
RT 79	T.Pipkins	LB 49	D.Tranquill				
TE 7	G.Everett	LB 9	K.Murray				
WR 13	K.Allen	CB 43	M.Davis				
QB 10	J.Herbert	S 24	N.Adderley				
RB 25	J.Kelley	S 32	A.Gilman				
RB 30	A.Ekeler	DB 36	J.Taylor				

### TITANS INDIVIDUAL STATISTICS

Rushing	Att	Yds	Avg	Lg	TD
D.Henry	21	104	5.0	13	1
M.Willis	1	8	8.0	8	0
H.Haskins	1	8	8.0	8	0
C.Okonkwo	1	6	6.0	6	0
R.Tannehill	3	1	0.3	1	1
<b>Total</b>	<b>27</b>	<b>127</b>	<b>4.7</b>	<b>13</b>	<b>2</b>

Passing	Att	Cmp	Yds	TD	Lg	IN	Rt
R.Tannehill	22	15	165	0	37	1	71.2
M.Willis	4	3	20	0	7	0	85.4
<b>Total</b>	<b>26</b>	<b>18</b>	<b>185</b>	<b>0</b>	<b>37</b>	<b>1</b>	<b>73.4</b>

Receiving	No	Yds	Avg	Lg	TD
D.Henry	4	59	14.8	37	0
C.Okonkwo	4	54	13.5	28	0
C.Conley	3	19	6.3	7	0
A.Hooper	2	33	16.5	17	0
R.Woods	2	12	6.0	8	0
H.Haskins	2	7	3.5	9	0
R.McMath	1	1	1.0	1	0
<b>Total</b>	<b>18</b>	<b>185</b>	<b>10.3</b>	<b>37</b>	<b>0</b>

Interceptions	No	Yds	Avg	Lg	TD
K.Byard	1	3	3.0	3	0
J.Kalu	1	0	0.0	0	0
<b>Total</b>	<b>2</b>	<b>3</b>	<b>1.5</b>	<b>3</b>	<b>0</b>

### Leading Tacklers (Press Box Totals)

G.Mabin 9-7-2; J.Simmons 6-4-2; A.Adams 6-4-2; M.Rice 6-3-3  
**Sacks:** D.Walker 2; J.Simmons 1  
**FF:** None  
**FR:** None

### CHARGERS INDIVIDUAL STATISTICS

Rushing	Att	Yds	Avg	Lg	TD
A.Ekeler	12	58	4.8	12	1
J.Kelley	10	24	2.4	4	1
J.Herbert	1	2	2.0	2	0
D.Carter	1	-10	-10.0	-10	0
<b>Total</b>	<b>24</b>	<b>74</b>	<b>3.1</b>	<b>12</b>	<b>2</b>

Passing	Att	Cmp	Yds	TD	Lg	IN	Rt
J.Herbert	42	28	313	0	35	2	68.8
<b>Total</b>	<b>42</b>	<b>28</b>	<b>313</b>	<b>0</b>	<b>35</b>	<b>2</b>	<b>68.8</b>

Receiving	No	Yds	Avg	Lg	TD
K.Allen	8	86	10.8	31	0
J.Palmer	5	49	9.8	14	0
M.Williams	4	67	16.8	35	0
G.Everett	4	42	10.5	21	0
D.Parham	3	35	11.7	18	0
A.Ekeler	2	12	6.0	7	0
D.Carter	1	15	15.0	15	0
J.Kelley	1	7	7.0	7	0
<b>Total</b>	<b>28</b>	<b>313</b>	<b>11.2</b>	<b>35</b>	<b>0</b>

Interceptions	No	Yds	Avg	Lg	TD
N.Adderley	1	0	0.0	0	0
<b>Total</b>	<b>1</b>	<b>0</b>	<b>0.0</b>	<b>0</b>	<b>0</b>

### Leading Tacklers (Press Box Totals)

D.Tranquill 10-7-3; A.Gilman 8-4-4; K.Murray 7-4-3  
**Sacks:** D.Tranquill 1; K.Van Noy 1; C.Rumph 1; J.Gaziano 1  
**FF:** D.Tranquill 1  
**FR:** None

# 2022 TITANS GAME-BY-GAME SUMMARIES



## Week 16: Titans 14, Texans 19 Saturday, Dec. 24, 2022 • 1:02 p.m. CT • Nissan Stadium



In Week 16 of the 2022 season, the Titans hosted the Texans for a Saturday match-up against the division opponent and fell to Houston by a score of 19-14.

Tennessee put up the game's first points with a five-play scoring drive in the opening stanza. With a first down at the Houston 48-yard line, RB **Derrick Henry** took the handoff and raced into the end zone for a 48-yard score, 7-0 Titans. However, Houston responded on the ensuing possession with a game-tying score. Texans QB **Davis Mills** connected with Texans TE **Jordan Akins** for a 30-yard gain, but then on third-and-goal, Mills fumbled the football. However, it was recovered in the end zone by Texans RB **Royce Freeman** for a touchdown, 7-7.

In the second stanza, the Texans recorded a 13-play possession that included two first-down rushes by Freeman. Ultimately, the Titans' defense forced Houston to settle for a field goal as Texans K **Ka'imi Fairbairn** converted a 25-yard attempt, 10-7 Texans.

Tennessee took the lead back in the third quarter. With a drive that began at their own 48-yard line, QB **Malik Willis** scrambled for a 12-yard first down, WR **Treyton Burks** sprinted for a 15 yards on a reverser, and then Willis logged his first career touchdown on a 14-yard rushing score. The Titans pulled ahead, 14-10.

However, Houston scored nine points in the final stanza to take the lead back and seal a win. First, Texans LB **Jake Hansen** forced Henry to fumble the ball and it was recovered by Texans DL **Jonathan Greenard** at the Houston 42-yard line. The Texans capitalized on the turnover and tacked on a 27-yard field goal to take the lead, 14-13.

Then later in the fourth quarter, Houston logged a five-play scoring possession that included a 20-yard pass from Mills to Texans WR **Phillip Dorsett**, and a 37-yard ball to Texans WR **Amari Rodgers**. Ultimately Mills found Texans WR **Brandin Cooks** in the end zone for a six-yard touchdown. Houston elected to attempt a two-point conversion, but the pass failed as the Texans were able to preserve a 19-14 victory at Nissan Stadium.

### SCORING

	1	2	3	4	Final
Houston	7	3	0	9	19
Tennessee	7	0	7	0	14

TEAM	SCORING PLAY	TIME
Titans	D.Henry 48 yd. run (R.Bullock kick)	1-8:48
Texans	R.Burkhead fumble recovery in end zone (K.Fairbairn kick)	1-2:34
Texans	K.Fairbairn 25 yd. Field Goal	2-6:50
Titans	M.Willis 14 yd. run (R.Bullock kick)	3-8:51
Texans	K.Fairbairn 22 yd. Field Goal	4-7:25
Texans	B.Cooks 6 yd. pass from D.Mills (pass failed)	4-2:52

**Missed FGs:** None  
**Attendance:** 66,634  
**Time of Game:** 2:42  
**Weather:** 20°, Wind W 10 mph  
**Referee:** Shawn Smith



TEAM STATISTICS

	Texans	Titans
TOTAL FIRST DOWNS	15	16
THIRD DOWN EFFICIENCY	5-14-35.7%	4-12-33.3%
FOURTH DOWN EFFICIENCY	0-1-0.0%	1-2-50.0%
TOTAL NET YARDS	285	272
Plays - Avg.	63-4.5	58-4.7
NET YARDS RUSHING	70	184
Rushes - Avg.	30-2.3	31-5.9
NET YARDS PASSING	215	88
Sacks - Yards Lost	1-3	4-11
PASS ATT-COMP-INT	32-20-1	23-14-2
PUNTS - Avg.	5-44.2	6-50.2
Net Punting Average	41.0	43.3
PUNT RETURNS - Yards	5-41	2-16
KICKOFF RETURNS - Yards	2-51	4-85
INTERCEPTIONS - Yards	2-26	1-7
PENALTIES Number and Yards	4-35	5-30
FUMBLES Number and Lost	2-0	2-1
TOUCHDOWNS	2	2
EXTRA POINTS Made-Attempts	1-2	2-2
RED ZONE EFFICIENCY	2-4-50%	1-1-100%
GOAL TO GO EFFICIENCY	2-3-67%	0-0-0%
SAFETIES	0	0
GIVEAWAYS	1	3
TAKEAWAYS	3	1
TIME OF POSSESSION	33:03	26:57

### TEXANS STARTERS

OFFENSE		DEFENSE	
TE 6	J.Driskel	DE 55	J.Hughes
WR 15	C.Moore	DT 91	R.Lopez
LT 78	L.Tunsil	DT 96	M.Collins
LG 71	T.Howard	DE 45	O.Okoronkwo
C 54	S.Quessenberry	LB 48	C.Harris
RG 60	A.Cann	LB 58	C.Kirksey
RT 67	C.Heck	DB 2	T.Thomas
TE 88	J.Akins	DB 21	S.Nelson
WR 13	B.Cooks	CB 25	D.King
QB 10	D.Mills	S 36	J.Owens
RB 26	R.Freeman	S 5	J.Pitre

### TITANS STARTERS

OFFENSE		DEFENSE	
WR 19	C.Conley	OLB 48	B.Dupree
TE 87	G.Swaim	DT 98	J.Simmons
LT 71	D.Daley	NT 93	T.Tart
LG 55	A.Brewer	DL 96	D.Autry
C 62	C.Levin	LB 56	M.Rice
RG 70	J.Roos	LB 41	Z.Cunningham
RT 78	N.Petit-Frere	CB 21	R.McCreary
WR 15	N.Westbrook-Ikhine	CB 30	T.Avery
WR 2	R.Woods	DB 28	J.Kalu
QB 7	M.Willis	S 47	A.Adams
RB 22	D.Henry	S 31	K.Byard

### TEXANS INDIVIDUAL STATISTICS

Rushing	Att	Yds	Avg	Lg	TD
R.Freeman	16	32	2.0	5	0
D.Ogunbowale	8	28	3.5	8	0
D.Mills	4	8	2.0	5	0
J.Driskel	2	2	1.0	2	0
<b>Total</b>	<b>30</b>	<b>70</b>	<b>2.3</b>	<b>8</b>	<b>0</b>

Passing	Att	Cmp	Yds	TD	Lg	IN	Rt
D.Mills	28	17	178	1	37	1	76.2
J.Driskel	4	3	40	0	15	0	106.2
<b>Total</b>	<b>32</b>	<b>20</b>	<b>218</b>	<b>1</b>	<b>37</b>	<b>1</b>	<b>79.9</b>

Receiving	No	Yds	Avg	Lg	TD
B.Cooks	4	34	8.5	16	1
P.Dorsett	3	45	15.0	20	0
J.Akins	3	39	13.0	30	0
C.Moore	2	25	12.5	13	0
B.Jordan	2	21	10.5	15	0
R.Burkhead	2	7	3.5	5	0
A.Rodgers	1	37	37.0	37	0
R.Freeman	1	6	6.0	6	0
J.Driskel	1	4	4.0	4	0
T.Hairston	1	0	0.0	0	0
<b>Total</b>	<b>20</b>	<b>218</b>	<b>10.9</b>	<b>37</b>	<b>1</b>

Interceptions	No	Yds	Avg	Lg	TD
C.Harris	1	20	20.0	20	0
J.Pitre	1	6	6.0	6	0
<b>Total</b>	<b>2</b>	<b>26</b>	<b>13.0</b>	<b>20</b>	<b>0</b>

**Leading Tacklers (Press Box Totals)**  
 J.Pitre 9-7-2; C.Kirksey 6-6-0; C.Harris 6-5-1  
**Sacks:** O.Okoronkwo 2; J.Owens 1; B.Cashman 1  
**FF:** J.Hansen 1; J.Hughes 1  
**FR:** J.Greenard 1

### TITANS INDIVIDUAL STATISTICS

Rushing	Att	Yds	Avg	Lg	TD
D.Henry	23	126	5.5	48	1
M.Willis	7	43	6.1	14	1
T.Burks	1	15	15.0	15	0
<b>Total</b>	<b>31</b>	<b>184</b>	<b>5.9</b>	<b>48</b>	<b>2</b>

Passing	Att	Cmp	Yds	TD	Lg	IN	Rt
M.Willis	23	14	99	0	15	2	34.5
<b>Total</b>	<b>23</b>	<b>14</b>	<b>99</b>	<b>0</b>	<b>15</b>	<b>2</b>	<b>34.5</b>

Receiving	No	Yds	Avg	Lg	TD
R.Woods	4	30	7.5	10	0
N.Westbrook-Ikhine	2	23	11.5	14	0
A.Hooper	2	20	10.0	15	0
H.Haskins	2	17	8.5	9	0
D.Henry	2	0	0.0	5	0
C.Okonkwo	1	10	10.0	10	0
G.Swaim	1	-1	-1.0	-1	0
<b>Total</b>	<b>14</b>	<b>99</b>	<b>7.1</b>	<b>15</b>	<b>0</b>

Interceptions	No	Yds	Avg	Lg	TD
J.Gibbens	1	7	7.0	7	0
<b>Total</b>	<b>1</b>	<b>7</b>	<b>7.0</b>	<b>7</b>	<b>0</b>

**Leading Tacklers (Press Box Totals)**  
 M.Rice 9-7-2; K.Byard 8-5-3; D.Autry 7-5-2;  
 J.Gibbens 7-4-3

**Sacks:** D.Autry 1  
**FF:** D.Autry 1  
**FR:** None

# 2022 TITANS GAME-BY-GAME SUMMARIES



## Week 17: Titans 13, Cowboys 27 Thursday, Dec. 29, 2022 • 7:15 p.m. CT • Nissan Stadium



In Week 17 of the 2022 season, the Titans hosted the Cowboys for a primetime matchup on Thursday Night Football and fell to Dallas by a score of 27-13.

Dallas jumped out to a 10-0 lead with a scoring drive in each of the first two quarters. In the opening stanza, Cowboys QB **Dak Prescott** led his team on a 10-play scoring drive that included first-down passes to Cowboys TE **Dalton Schultz** and Cowboys WR **T.Y. Hilton**. Ultimately, Cowboys RB **Ezekiel Elliott** found the end zone on a one-yard rushing score, 7-0 Dallas. In the second quarter, Dallas tacked on a field goal as Cowboys K **Brett Maher** converted a 36-yard attempt, 10-0 Dallas.

Later in the second quarter, Prescott's pass was intercepted by S **Kevin Byard** and returned two yards to give Tennessee possession at their own 36-yard line. QB **Josh Dobbs** found RB **Julius Chestnut** on a 33-yard screen pass to enter Cowboys territory and then found WR **Robert Woods** for a 10-yard gain to move the sticks. Ultimately, the Titans were forced to settle for a field goal as K **Randy Bullock** made a 37-yard attempt, 10-3 Dallas. On the ensuing Dallas possession, Prescott threw a second interception to Byard, who returned the ball 28 yards for a Titans first down at the Dallas 41-yard line. Dobbs threw a 30-yard pass to WR **Treyton Burks**, setting up a second field goal as time expired. Bullock converted a 29-yard kick as Dallas took a 10-6 lead into halftime.

Dallas increased its lead in the third quarter with an 89-yard scoring drive. Facing a third-and-19 at the Dallas 43-yard line, a pass interference provided the Cowboys a first down at the Tennessee six-yard line. Prescott then found Schultz for a six-yard touchdown pass to extend the lead, 17-6.

However, on the ensuing Titans possession, Tennessee inched closer with a touchdown of its own. Dobbs connected with Burks for a 21-yard gain, and RB **Hassan Haskins** contributed a 12-yard first down rush, as the drive culminated in a seven-yard touchdown pass from Dobbs to Woods, 17-13 Cowboys.

In the fourth quarter, Dallas tacked on 10 points to put the game out of reach for Tennessee. First, a 10-play possession concluded as Prescott found Schultz for a 10-

yard score to make it 24-13. Then, the Titans defense held Dallas to a field goal as Maher converted a 45-yard kick to make it 27-13. However, Tennessee was unable to construct a comeback and fell to Dallas at home.

### SCORING

	1	2	3	4	Final
Dallas	7	3	7	10	27
Tennessee	0	6	7	0	13

### TEAM SCORING PLAY

TEAM	SCORING PLAY	TIME
Cowboys	E.Elliott 1 yd. run (B.Maher kick)	1-4:36
Cowboys	B.Maher 36 yd. Field Goal	2-14:56
Titans	R.Bullock 37 yd. Field Goal	2-1:04
Titans	R.Bullock 29 yd. Field Goal	2-0:00
Cowboys	D.Schultz 6 yd. pass from D.Prescott (B.Maher kick)	3-8:48
Titans	R.Woods 7 yd. pass from J.Dobbs (R.Bullock kick)	3-2:04
Cowboys	D.Schultz 10 yd. pass from D.Prescott (B.Maher kick)	4-11:58
Cowboys	B.Maher 45 yd. Field Goal	4-6:24

Missed FGs: None

Attendance: 69,292

Time of Game: 3:02

Weather: 59°, Rain, Wind SSE 10 mph

Referee: Shawn Hochuli



TEAM STATISTICS

	Cowboys	Titans
TOTAL FIRST DOWNS	26	17
THIRD DOWN EFFICIENCY	8-13-61.5%	7-16-43.8%
FOURTH DOWN EFFICIENCY	0-0-0.0%	1-2-50.0%
TOTAL NET YARDS	361	317
Plays - Avg.	74-4.9	65-4.9
NET YARDS RUSHING	87	97
Rushes - Avg.	32-2.7	24-4.0
NET YARDS PASSING	274	220
Sacks - Yards Lost	1-8	2-12
PASS ATT-COMP-INT	41-29-2	39-20-1
PUNTS - Avg.	3-40.3	5-47.4
Net Punting Average	40.3	37.6
PUNT RETURNS - Yards	3-29	0-0
KICKOFF RETURNS - Yards	0-0	1-25
INTERCEPTIONS - Yards	1-0	2-30
PENALTIES Number and Yards	3-35	10-124
FUMBLES Number and Lost	1-1	2-1
TOUCHDOWNS	3	1
EXTRA POINTS Made-Attempts	3-3	1-1
RED ZONE EFFICIENCY	3-4-75%	1-3-33%
GOAL TO GO EFFICIENCY	2-2-100%	0-0-0%
SAFETIES	0	0
GIVEAWAYS	3	2
TAKEAWAYS	2	3
TIME OF POSSESSION	33:26	26:34

### COWBOYS STARTERS

OFFENSE		DEFENSE	
WR 13	M.Gallup	DE 90	D.Lawrence
LT 73	Ty.Smith	DE 91	C.Watkins
LG 66	C.McGovern	DT 97	O.Odighizuwa
C 63	T.Biadasz	LB 33	D.Clark
RG 70	Z.Martin	LB 11	M.Parsons
RT 77	T.Smith	LB 42	A.Barr
TE 86	D.Schultz	NKL 26	D.Bland
WR 85	N.Brown	CB 25	N.Wright
WR 88	C.Lamb	CB 7	T.Diggs
QB 4	D.Prescott	S 27	J.Kearse
RB 21	E.Elliott	S 6	D.Wilson

### TITANS STARTERS

OFFENSE		DEFENSE	
WR 15	N.Westbrook-Ikhine	OLB 99	R.Weaver
TE 85	C.Okonkwo	DT 95	D.Walker
LT 71	D.Daley	DT 93	T.Tart
LG 55	A.Brewer	DE 94	M.Edwards
C 62	C.Levin	LB 56	M.Rice
RG 70	J.Roos	LB 50	J.Gibbens
RT 61	L.Clark	CB 21	R.McCreary
WR 16	T.Burks	CB 30	T.Avery
WR 2	R.Woods	DB 28	J.Kalu
QB 11	J.Dobbs	S 47	A.Adams
RB 25	H.Haskins	S 31	K.Byard

### COWBOYS INDIVIDUAL STATISTICS

Rushing	Att	Yds	Avg	Lg	TD
M.Davis	10	39	3.9	23	0
E.Elliott	19	37	1.9	6	1
D.Prescott	3	11	3.7	9	0
<b>Total</b>	<b>32</b>	<b>87</b>	<b>2.7</b>	<b>23</b>	<b>1</b>

Passing	Att	Cmp	Yds	TD	Lg	IN	Rt
D.Prescott	41	29	282	2	34	2	85.6
<b>Total</b>	<b>41</b>	<b>29</b>	<b>282</b>	<b>2</b>	<b>34</b>	<b>2</b>	<b>85.6</b>

Receiving	No	Yds	Avg	Lg	TD
C.Lamb	11	100	9.1	34	0
D.Schultz	7	56	8.0	13	2
T.Hilton	4	50	12.5	28	0
M.Gallup	3	39	13.0	14	0
M.Davis	2	23	11.5	18	0
N.Brown	1	7	7.0	7	0
J.Ferguson	1	7	7.0	7	0
<b>Total</b>	<b>29</b>	<b>282</b>	<b>9.7</b>	<b>34</b>	<b>2</b>

Interceptions	No	Yds	Avg	Lg	TD
N.Wright	1	0	0.0	0	0
<b>Total</b>	<b>1</b>	<b>0</b>	<b>0.0</b>	<b>0</b>	<b>0</b>

**Leading Tacklers (Press Box Totals)**  
N.Wright 9-6-3; J.Kearse 7-5-2; D.Bland 7-4-3

**Sacks:** D.Fowler 1; D.Wilson 1  
**FF:** D.Lawrence 1; D.Fowler 1  
**FR:** M.Parsons 1

### TITANS INDIVIDUAL STATISTICS

Rushing	Att	Yds	Avg	Lg	TD
H.Haskins	12	40	3.3	12	0
J.Ward	4	26	6.5	12	0
T.Burks	1	20	20.0	20	0
J.Dobbs	3	12	4.0	7	0
J.Chestnut	4	-1	-0.3	1	0
<b>Total</b>	<b>24</b>	<b>97</b>	<b>4.0</b>	<b>20</b>	<b>0</b>

Passing	Att	Cmp	Yds	TD	Lg	IN	Rt
J.Dobbs	39	20	232	1	39	1	67.5
<b>Total</b>	<b>39</b>	<b>20</b>	<b>232</b>	<b>1</b>	<b>39</b>	<b>1</b>	<b>67.5</b>

Receiving	No	Yds	Avg	Lg	TD
R.Woods	5	39	7.8	10	1
T.Burks	4	66	16.5	30	0
C.Okonkwo	3	24	8.0	12	0
H.Haskins	2	13	6.5	10	0
R.McMath	1	39	39.0	39	0
J.Chestnut	1	33	33.0	33	0
A.Hooper	1	6	6.0	6	0
N.Westbrook-Ikhine	1	4	4.0	4	0
G.Swaim	1	4	4.0	4	0
J.Ward	1	4	4.0	4	0
<b>Total</b>	<b>20</b>	<b>232</b>	<b>11.6</b>	<b>39</b>	<b>1</b>

Interceptions	No	Yds	Avg	Lg	TD
K.Byard	2	30	15.0	28	0
<b>Total</b>	<b>2</b>	<b>30</b>	<b>15.0</b>	<b>28</b>	<b>0</b>

**Leading Tacklers (Press Box Totals)**  
M.Rice 13-8-5; J.Gibbens 10-5-5  
**Sacks:** T.Tart 0.5; D.Walker 0.5  
**FF:** None  
**FR:** T.Tart 1

# 2022 TITANS GAME-BY-GAME SUMMARIES



## Week 18: Titans 16, Jaguars 20 Saturday, Jan. 7, 2023 • 8:15 p.m. ET • TIAA Bank Field



In Week 18 of the 2022 season, the Titans traveled to Jacksonville for a Saturday night matchup against the Jaguars. With the AFC South title and a playoff berth on the line, Tennessee fell to the Jaguars by a score of 20-16.

The Titans jumped out to a 10-0 lead and got on the board first with a season-best 17-yard scoring drive. TEs **Chig Okonkwo** and **Austin Hooper** and WRs **Treyton Burks** and WR **Robert Woods** all caught first-down passes to move the chains before K **Randy Bullock** converted a season-long 51-yard field goal, 3-0 Titans.

On the ensuing Jacksonville possession, Jaguars QB **Trevor Lawrence** fumbled the ball in Tennessee territory and it was recovered by OLB **Rashad Weaver** for a Titans' first down at their own 31-yard line. QB **Joshua Dobbs** connected with RB **Derrick Henry** for a 19-yard gain, and Henry added a 14-yard rush for a first down at the Jacksonville 21-yard line before Dobbs swiftly found Okonkwo in the end zone for a 21-yard score. Tennessee took a 10-0 lead.

However, Jacksonville responded on the ensuing possession. Jaguars WR **Jamal Agnew's** 54-yard kick return allowed Jacksonville to begin their drive at the 50-yard line. Ultimately, Lawrence connected with Jaguars WR **Christian Kirk** for a 25-yard score to make it 10-7, Titans.

Tennessee answered right back with an 11-play scoring possession and tacked on a 39-yard field goal as time expired in the first half to take a 13-7 lead into halftime.

In the third stanza, each team added a field goal. Jacksonville inched closer to the Titans and made it a 13-10 game with a 26-yarder by Jaguars K **Riley Patterson**. Then for Tennessee, Bullock made a 41-yard kick to increase the Titans lead to 16-10.

In the fourth quarter, Jacksonville scored 10 points off turnovers to take the lead and seal a win. First, Dobbs' pass was intercepted by Jaguars CB **Tyson Campbell** and returned 28 yards for a Jacksonville first down at the Tennessee 25-yard line. The Jaguars capitalized on the turnover with a 36-yard field goal, 16-13 Titans. Then, late in

the fourth quarter Dobbs was strip sacked in Titans territory by Jaguars S **Rayshawn Jenkins** and the ball was recovered by Jaguars OLB **Josh Allen**, who returned it for a 37-yard touchdown. Jacksonville took a 20-16 lead.

Tennessee was unable to mount a comeback and ended their season with a loss in Jacksonville.

### SCORING

	1	2	3	4	Final
Tennessee	3	10	3	0	16
Jacksonville	0	7	3	10	20

### TEAM SCORING PLAY

TEAM	SCORING PLAY	TIME
Titans	R.Bullock 51 yd. Field Goal	1-1:23
Titans	C.Okonkwo 21 yd. pass from J.Dobbs (R.Bullock kick)	2-5:32
Jaguars	C.Kirk 25 yd. pass from T.Lawrence (R.Patterson kick)	2-2:36
Titans	R.Bullock 39 yd. Field Goal	2-0:00
Jaguars	R.Patterson 26 yd. Field Goal	3-10:09
Titans	R.Bullock 41 yd. Field Goal	3-6:02
Jaguars	R.Patterson 36 yd. Field Goal	4-14:49
Jaguars	J.Allen 37 yd. fumble return (R.Patterson kick)	4-2:51

**Missed FGs:** None  
**Attendance:** 70,050  
**Time of Game:** 2:54  
**Weather:** 59°, Wind SE 4 mph  
**Referee:** Bill Vinovich



TEAM STATISTICS

	Titans	Jaguars
TOTAL FIRST DOWNS	19	13
THIRD DOWN EFFICIENCY	6-17-35.3%	5-11-45.5%
FOURTH DOWN EFFICIENCY	2-3-66.7%	0-0-0.0%
TOTAL NET YARDS	312	222
Plays - Avg.	72-4.3	47-4.7
NET YARDS RUSHING	147	19
Rushes - Avg.	39-3.8	14-1.4
NET YARDS PASSING	165	203
Sacks - Yards Lost	4-14	1-9
PASS ATT-COMP-INT	29-20-1	32-20-0
PUNTS - Avg.	3-55.3	4-51.0
Net Punting Average	44.3	50.5
PUNT RETURNS - Yards	1-2	2-33
KICKOFF RETURNS - Yards	3-71	4-125
INTERCEPTIONS - Yards	0-0	1-29
PENALTIES Number and Yards	6-40	4-25
FUMBLES Number and Lost	2-1	1-1
TOUCHDOWNS	1	2
EXTRA POINTS Made-Attempts	1-1	2-2
RED ZONE EFFICIENCY	0-1-0%	0-2-0%
GOAL TO GO EFFICIENCY	0-0-0%	0-0-0%
SAFETIES	0	0
GIVEAWAYS	2	1
TAKEAWAYS	1	2
TIME OF POSSESSION	36:12	23:48

### TITANS STARTERS

OFFENSE			DEFENSE		
TE 85	C.Okonkwo	OLB 99	R.Weaver		
TE 87	G.Swaim	DE 94	M.Edwards		
LT 71	D.Daley	DT 93	T.Tart		
LG 55	A.Brewer	DT 98	J.Simmons		
C 62	C.Levin	OLB 96	D.Autry		
RG 70	J.Roos	LB 50	J.Gibbens		
RT 78	N.Petit-Frere	CB 21	R.McCreary		
WR 2	R.Woods	CB 26	K.Fulton		
WR 16	T.Burks	S 37	A.Hooker		
QB 11	J.Dobbs	DB 28	J.Kalu		
RB 22	D.Henry	S 31	K.Byard		

### JAGUARS STARTERS

OFFENSE			DEFENSE		
WR 7	Z.Jones	OLB 44	T.Walker		
LT 72	W.Little	NT 52	D.Hamilton		
LG 69	T.Shatley	DL 94	F.Fatukasi		
C 79	L.Fortner	DE 95	R.Robertson-Harris		
RG 68	B.Scherff	WILL 41	J.Allen		
RT 75	J.Taylor	LB 23	F.Oluokun		
TE 84	C.Manhertz	LB 33	D.Lloyd		
TE 17	E.Engram	CB 31	D.Williams		
WR 13	C.Kirk	CB 32	T.Campbell		
QB 16	T.Lawrence	FS 5	A.Cisco		
RB 1	T.Etienne	SS 2	R.Jenkins		

### TITANS INDIVIDUAL STATISTICS

Rushing	Att	Yds	Avg	Lg	TD
D.Henry	30	109	3.6	14	0
J.Dobbs	5	32	6.4	11	0
R.McMath	1	4	4.0	4	0
H.Haskins	2	3	1.5	3	0
J.Ward	1	-1	-1.0	-1	0
<b>Total</b>	<b>39</b>	<b>147</b>	<b>3.8</b>	<b>14</b>	<b>0</b>

Passing	Att	Cmp	Yds	TD	Lg	IN	Rt
J.Dobbs	29	20	179	1	21	1	82.4
<b>Total</b>	<b>29</b>	<b>20</b>	<b>179</b>	<b>1</b>	<b>21</b>	<b>1</b>	<b>82.4</b>

Receiving	No	Yds	Avg	Lg	TD
R.Woods	4	40	10.0	13	0
A.Hooper	4	38	9.5	14	0
T.Burks	4	19	4.8	9	0
C.Okonkwo	3	42	14.0	21	1
H.Haskins	2	13	6.5	9	0
D.Henry	1	19	19.0	19	0
G.Swaim	1	5	5.0	5	0
J.Ward	1	3	3.0	3	0
<b>Total</b>	<b>20</b>	<b>179</b>	<b>9.0</b>	<b>21</b>	<b>1</b>

Interceptions	No	Yds	Avg	Lg	TD
None					

**Leading Tacklers (Press Box Totals)**  
M.Rice 8-4-4; A.Hooker 5-5-0; K.Fulton 5-4-1

**Sacks:** T.Tart 1  
**FF:** None  
**FR:** R.Weaver 1

### JAGUARS INDIVIDUAL STATISTICS

Rushing	Att	Yds	Avg	Lg	TD
T.Etienne	7	17	2.4	7	0
J.Hasty	3	5	1.7	3	0
T.Lawrence	4	-3	-0.8	1	0
<b>Total</b>	<b>14</b>	<b>19</b>	<b>1.4</b>	<b>7</b>	<b>0</b>

Passing	Att	Cmp	Yds	TD	Lg	IN	Rt
T.Lawrence	32	20	212	1	33	0	92.2
<b>Total</b>	<b>32</b>	<b>20</b>	<b>212</b>	<b>1</b>	<b>33</b>	<b>0</b>	<b>92.2</b>

Receiving	No	Yds	Avg	Lg	TD
C.Kirk	6	99	16.5	33	1
E.Engram	4	27	6.8	10	0
Z.Jones	4	21	5.3	8	0
M.Jones	2	29	14.5	21	0
T.Etienne	2	17	8.5	9	0
L.Farrell	1	11	11.0	11	0
J.Agnew	1	8	8.0	8	0
<b>Total</b>	<b>20</b>	<b>212</b>	<b>10.6</b>	<b>33</b>	<b>1</b>

Interceptions	No	Yds	Avg	Lg	TD
T.Campbell	1	29	29.0	29	0
<b>Total</b>	<b>1</b>	<b>29</b>	<b>29.0</b>	<b>29</b>	<b>0</b>

**Leading Tacklers (Press Box Totals)**  
F.Oluokun 13-8-5; D.Williams 8-6-2

**Sacks:** F.Oluokun 1; R.Jenkins 1; R.Robertson-Harris 1; C.Peters 0.5; A.Gotsis 0.5  
**FF:** R.Jenkins 1; J.Allen 1  
**FR:** J.Allen 1



TENNESSEE TITANS  
**RECORDS**

## ALL-PRO AND PRO BOWL LEADERS

### Most Associated Press First-Team All-Pro Seasons

Bruce Matthews, 7  
 Tony Banfield, 3  
 Charlie Hennigan, 3  
 Al Jamison, 3  
 Bob Talamini, 3  
 George Webster, 3  
 Robert Brazile, 2  
**Kevin Byard**, 2  
 Miller Farr, 2  
 Don Floyd, 2  
 Leon Gray, 2  
 Albert Haynesworth, 2  
 Mike Munchak, 2

### Most Pro Bowl Seasons

(AFL All-Star Game 1962-70; AFC-NFC Pro Bowl 1971-present)

Bruce Matthews, 14  
 Mike Munchak, 9  
 Elvin Bethea, 8  
 Robert Brazile, 7  
 Warren Moon, 6  
 Bob Talamini, 6  
 Earl Campbell, 5  
 Jurrell Casey, 5  
 Ray Childress, 5  
 Charlie Hennigan, 5  
 Ken Houston, 5  
 Blaine Bishop, 4  
 Curley Culp, 4  
 Eddie George, 4  
 Tony Banfield, 3  
 George Blanda, 3  
 Miller Farr, 3  
 Fred Glick, 3  
**Derrick Henry**, 3  
 Ed Husmann, 3  
 Haywood Jeffires, 3  
 Chris Johnson, 3  
 Jevon Kearse, 3  
 Brett Kern, 3  
 Taylor Lewan, 3  
 Steve McNair, 3  
 Jim Norton, 3  
 Bob Schmidt, 3  
 Delanie Walker, 3  
 George Webster, 3  
 Frank Wycheck, 3

### Most Consecutive Pro Bowl Seasons

(AFL All-Star Game 1962-70; AFC-NFC Pro Bowl 1971-present)

Bruce Matthews, 14  
 Robert Brazile, 7  
 Mike Munchak, 7  
 Warren Moon, 6  
 Bob Talamini, 6  
 Jurrell Casey, 5  
 Charlie Hennigan, 5  
 Earl Campbell, 4  
 Ray Childress, 4  
 Curley Culp, 4  
 Eddie George, 4  
 Tony Banfield, 3  
 Blaine Bishop, 3  
 George Blanda, 3  
 Miller Farr, 3  
 Fred Glick, 3  
 Ed Husmann, 3  
 Haywood Jeffires, 3  
 Chris Johnson, 3  
 Jevon Kearse, 3  
 Brett Kern, 3  
 Taylor Lewan, 3  
 Bob Schmidt, 3  
 Delanie Walker, 3  
 George Webster, 3  
 Frank Wycheck, 3

## ALL-TIME REGULAR SEASON LEAGUE LEADERS

### Rushing Yards

2020: **Derrick Henry**, 378-2,027  
 2019: **Derrick Henry**, 303-1,540  
 2009: Chris Johnson, 358-2,006  
 1980: Earl Campbell, 373-1,934  
 1979: Earl Campbell, 368-1,697  
 1978: Earl Campbell\*, 302-1,450  
 1961: Billy Cannon, 200-948

### Passing Touchdowns

1990: Warren Moon, 33  
 1961: George Blanda, 36

### Passer Rating

2019: **Ryan Tannehill**, 117.5  
 2003: Steve McNair, 100.4

### Receptions

1991: Haywood Jeffires, 100  
 1964: Charlie Hennigan, 101

### Receiving Yards

1975: Ken Burrough, 1,063  
 1964: Charlie Hennigan, 1,546  
 1961: Charlie Hennigan, 1,746

### Touchdowns

1979: Earl Campbell, 19 (19r)  
 1961: Bill Groman, 18 (1r, 17p)

### Interceptions

2017: **Kevin Byard**, 8  
 1979: Mike Reinfeldt, 12  
 1967: Miller Farr, 10  
 1965: W.K. Hicks, 9  
 1963: Fred Glick, 12

### Punting (Gross Avg.)

2022: **Ryan Stonehouse**, 53.1  
 2017: Brett Kern, 49.7  
 1998: Craig Hentrich, 47.2  
 1993: Greg Montgomery, 45.6  
 1992: Greg Montgomery, 46.9

### Punt Returns

2006: Pacman Jones, 12.9  
 1977: Billy Johnson, 15.4  
 1975: Billy Johnson, 15.3  
 1964: Bobby Jancik, 18.3

### Kickoff Returns

2018: Darius Jennings, 31.7  
 1967: Zeke Moore\*, 28.9  
 1963: Bobby Jancik, 29.3  
 1962: Bobby Jancik\*, 30.3  
 1960: Ken Hall, 31.3

\* Rookie



## ALL-TIME TEAM LEADERS BY CATEGORY

### CAREER RUSHING YARDS

Player	Years	Att	Yds	Avg	Lg	TD
1. Eddie George	1996-03	2,733	10,009	3.7	76	64
2. Earl Campbell	1978-84	1,979	8,574	4.3	81t	73
<b>3. Derrick Henry</b>	<b>2016-22</b>	<b>1,750</b>	<b>8,335</b>	<b>4.8</b>	<b>99t</b>	<b>78</b>
4. Chris Johnson	2008-13	1,742	7,965	4.6	94t	50
5. Lorenzo White	1988-94	1,000	4,079	4.1	44	29
6. Hoyle Granger	1966-70,72	773	3,514	4.5	69t	18
7. Steve McNair (QB)	1995-05	614	3,439	5.6	71t	36
8. Mike Rozier	1985-90	910	3,426	3.8	41	27
9. Charles Tolar	1960-66	907	3,277	3.6	40	21
10. Ronnie Coleman	1974-81	700	2,769	4.0	46t	16
11. Chris Brown	2003-07	643	2,757	4.3	52	16
12. LenDale White	2006-09	628	2,349	3.7	80t	24
13. Allen Pinkett	1986-91	561	2,324	4.1	60	21
14. Gary Brown	1991-95	477	2,115	4.4	39t	12
15. Fred Willis	1972-76	603	2,114	3.5	44	11
16. Billy Cannon	1960-63	512	2,111	4.1	64	14
17. DeMarco Murray	2016-17	477	1,946	4.1	75t	15
18. Rodney Thomas	1995-00	495	1,847	3.7	74t	12
19. Rob Carpenter	1977-81	433	1,788	4.1	77	12
20. Larry Moriarty	1983-86	415	1,624	3.9	80	13

### SEASON RUSHING YARDS

Player	Year	Att	Yds	Avg	Lg	TD
<b>1. Derrick Henry</b>	<b>2020</b>	<b>378</b>	<b>2,027</b>	<b>5.4</b>	<b>94t</b>	<b>17</b>
2. Chris Johnson	2009	358	2,006	5.6	91t	14
3. Earl Campbell	1980	373	1,934	5.2	55t	13
4. Earl Campbell	1979	368	1,697	4.6	61t	19
<b>5. Derrick Henry</b>	<b>2019</b>	<b>303</b>	<b>1,540</b>	<b>5.1</b>	<b>74t</b>	<b>16</b>
<b>6. Derrick Henry</b>	<b>2022</b>	<b>349</b>	<b>1,538</b>	<b>4.4</b>	<b>56</b>	<b>13</b>
7. Eddie George	2000	403	1,509	3.7	35t	14
8. <i>Earl Campbell</i>	<i>1978</i>	<i>302</i>	<i>1,450</i>	<i>4.8</i>	<i>81t</i>	<i>13</i>
9. Eddie George	1997	357	1,399	3.9	30	6
10. Earl Campbell	1981	361	1,376	3.8	43	10
11. <i>Eddie George</i>	<i>1996</i>	<i>335</i>	<i>1,368</i>	<i>4.1</i>	<i>76</i>	<i>8</i>
12. Chris Johnson	2010	316	1,364	4.3	76t	11
13. Eddie George	1999	320	1,304	4.1	40	9
14. Earl Campbell	1983	322	1,301	4.0	42	12
15. Eddie George	1998	348	1,294	3.7	37t	5
16. DeMarco Murray	2016	293	1,287	4.4	75t	9
17. Chris Johnson	2012	276	1,243	4.5	94t	6
18. <i>Chris Johnson</i>	<i>2008</i>	<i>251</i>	<i>1,228</i>	<i>4.9</i>	<i>66t</i>	<i>9</i>
19. Lorenzo White	1992	265	1,226	4.6	44	7
20. Travis Henry	2006	270	1,211	4.5	70t	7

### CAREER PASSING YARDS

Player	Years	Att	Cmp	Pct	Yds	Y/A	TD	Int	Lg	Sk	Lst	Rate
1. Warren Moon	1984-93	4,546	2,632	57.9	33,685	7.41	196	166	87t	315	2,403	80.4
2. Steve McNair	1995-05	3,871	2,305	59.5	27,141	7.01	156	103	83t	229	1,398	83.3
3. George Blanda	1960-66	2,784	1,347	48.4	19,149	6.88	165	189	95	-	-	62.5
4. Dan Pastorini	1971-79	2,768	1,426	51.5	16,864	6.09	96	139	85t	222	1,977	61.0
5. Marcus Mariota	2015-19	1,765	1,110	62.9	13,207	7.48	76	44	75	155	992	89.6
<b>6. Ryan Tannehill</b>	<b>2019-22</b>	<b>1,623</b>	<b>1,085</b>	<b>66.9</b>	<b>12,831</b>	<b>7.91</b>	<b>89</b>	<b>33</b>	<b>91t</b>	<b>135</b>	<b>950</b>	<b>100.5</b>
7. Vince Young	2006-10	1,190	689	57.9	8,098	6.81	42	42	73	75	415	75.7
8. Kerry Collins	2006-10	1,081	613	56.7	6,804	6.29	33	29	80t	36	253	74.6
9. Ken Stabler	1980-81	742	458	61.7	5,190	6.99	27	46	79t	56	518	69.0
10. Pete Beathard	1967-69	822	379	46.1	5,128	6.24	26	51	86t	-	-	51.2
11. Jake Locker	2011-14	709	408	57.5	4,967	7.03	27	22	71t	60	378	79.0
12. Matt Hasselbeck	2011-12	739	457	61.8	4,938	6.68	25	19	80t	33	256	82.0
13. Chris Chandler	1995-96	676	409	60.5	4,559	6.74	33	21	76t	46	326	83.9
14. Cody Carlson	1988-94	659	370	56.1	4,469	6.78	21	28	81	54	374	70.0
15. Don Trull	1964-69	556	249	44.8	3,538	6.36	29	21	-	-	-	67.6
16. Billy Volek	2001-05	517	312	60.3	3,505	6.78	26	13	55t	45	306	86.9
17. Jacky Lee	1960-67	409	210	51.3	3,291	8.05	25	30	98t	-	-	68.2
18. Gifford Nielsen	1978-83	498	273	54.8	3,255	6.54	20	22	48	47	354	70.0
19. Neil O'Donnell	1999-03	367	215	58.6	2,664	7.26	16	11	67	18	144	83.2
Oliver Luck	1983-86	413	233	56.4	2,544	6.16	13	21	66	33	261	64.1

### SEASON PASSING YARDS

Player	Year	Att	Cmp	Pct	Yds	Y/A	TD	Int	Lg	Sk	Lst	Rate
1. Warren Moon	1991	655	404	61.7	4,690	7.16	23	21	61t	23	174	81.7
2. Warren Moon	1990	584	362	62.0	4,689	8.03	33	13	87t	36	252	96.8
<b>3. Ryan Tannehill</b>	<b>2020</b>	<b>481</b>	<b>315</b>	<b>65.5</b>	<b>3,819</b>	<b>7.94</b>	<b>33</b>	<b>7</b>	<b>75</b>	<b>24</b>	<b>173</b>	<b>106.5</b>
<b>4. Ryan Tannehill</b>	<b>2021</b>	<b>531</b>	<b>357</b>	<b>67.2</b>	<b>3,734</b>	<b>7.03</b>	<b>21</b>	<b>14</b>	<b>57t</b>	<b>47</b>	<b>327</b>	<b>89.6</b>
5. Warren Moon	1989	464	280	60.3	3,631	7.83	23	14	55	35	267	88.9
6. Matt Hasselbeck	2011	518	319	61.6	3,571	6.89	18	14	80t	19	153	82.4
7. Warren Moon	1986	488	256	52.5	3,489	7.15	13	26	81t	41	332	62.3
8. Warren Moon	1993	520	303	58.3	3,485	6.70	21	21	80t	34	218	75.2
9. Marcus Mariota	2016	451	276	61.2	3,426	7.60	26	9	60	23	156	95.6
10. Steve McNair	2002	492	301	61.2	3,387	6.88	22	15	55	21	121	84.0
11. Steve McNair	2001	431	264	61.3	3,350	7.77	21	12	71t	37	251	90.2
12. Warren Moon	1984	450	259	57.6	3,338	7.42	12	14	76	47	371	76.9
13. George Blanda	1961	362	187	51.7	3,330	9.20	36	22	-	-	-	91.3
14. George Blanda	1964	505	262	51.9	3,287	6.51	17	27	-	-	-	61.4
15. Marcus Mariota	2017	453	281	62.0	3,232	7.13	13	15	75t	27	173	79.3
16. Steve McNair	1998	492	289	58.7	3,228	6.56	15	10	47	33	176	80.1
17. Steve McNair	2003	400	250	62.5	3,215	8.04	24	7	73	19	108	100.4
18. Ken Stabler	1980	457	293	64.1	3,202	7.01	13	28	79t	27	264	68.7
19. Steve McNair	2005	476	292	61.3	3,161	6.64	16	11	57	20	134	82.4
20. George Blanda	1963	423	224	53.0	3,003	7.10	24	25	-	-	-	70.1

## ALL-TIME TEAM LEADERS BY CATEGORY

### CAREER RECEPTIONS

Player	Years	No	Yds	Avg	Lg	TD
1. Ernest Givins	1986-94	542	7,935	14.6	83t	46
2. Haywood Jeffires	1987-95	515	6,119	11.9	87t	47
3. Frank Wycheck (TE)	1995-03	482	4,958	10.3	42	27
4. Drew Hill	1985-91	480	7,477	15.6	81t	47
5. Derrick Mason	1997-04	453	6,114	13.5	71t	37
6. Charlie Hennigan	1960-66	410	6,823	16.6	80t	51
7. Ken Burrough	1971-81	408	6,907	16.9	85t	47
8. Delanie Walker (TE)	2013-19	381	4,423	11.6	68	28
9. Curtis Duncan	1987-93	322	3,935	12.2	72	20
10. Nate Washington	2009-14	307	4,591	15.0	80t	28
11. Kendall Wright	2012-16	280	3,244	11.6	52t	18
12. Drew Bennett	2001-06	273	4,033	14.8	55	25
13. Chris Johnson (RB)	2008-13	272	2,003	7.4	69t	8
14. Eddie George (RB)	1996-03	259	2,144	8.3	54	10
15. Bo Scaife (TE)	2005-10	251	2,383	9.5	44	12
16. Corey Davis	2017-20	207	2,851	13.8	75t	11
17. Tim Smith	1980-86	206	3,107	15.1	75t	12
18. Alvin Reed (TE)	1967-72	199	2,818	14.2	60	11
19. A.J. Brown	2019-21	185	2,995	16.2	91t	24
20. Webster Slaughter	1992-94	184	2,236	12.2	57	11
Lorenzo White (RB)	1988-94	184	1,674	9.1	69t	6

### SEASON RECEPTIONS

Player	Year	No	Yds	Avg	Lg	TD
1. Charlie Hennigan	1964	101	1,546	15.3	53	8
2. Haywood Jeffires	1991	100	1,181	11.8	44	7
3. Derrick Mason	2004	96	1,168	12.2	37t	7
4. Derrick Mason	2003	95	1,303	13.7	50t	8
5. Delanie Walker	2015	94	1,088	11.6	61t	6
Kendall Wright	2013	94	1,079	11.5	45	2
7. Drew Hill	1991	90	1,109	12.3	61t	4
Haywood Jeffires	1992	90	913	10.1	47	9
9. Tim Smith	1983	83	1,176	14.2	47t	6
10. Curtis Duncan	1992	82	954	11.6	72	1
Charlie Hennigan	1961	82	1,746	21.3	80	12
12. Drew Bennett	2004	80	1,247	15.6	48t	11
Butch Woolfolk	1985	80	814	10.2	80t	4
14. Derrick Mason	2002	79	1,012	12.8	40	5
15. Webster Slaughter	1993	77	904	11.7	41	5
16. Delanie Walker	2017	74	807	10.9	42	3
Drew Hill	1990	74	1,019	13.8	57	5
Haywood Jeffires	1990	74	1,048	14.2	87t	8
Nate Washington	2011	74	1,023	13.8	57	7
20. Derrick Mason	2001	73	1,128	15.5	71t	9

### CAREER RECEIVING YARDS

Player	Years	No	Yds	Avg	Lg	TD
1. Ernest Givins	1986-94	542	7,935	14.6	83t	46
2. Drew Hill	1985-91	480	7,477	15.6	81t	47
3. Ken Burrough	1971-81	408	6,906	16.9	85t	47
4. Charlie Hennigan	1960-66	410	6,823	16.6	83	51
5. Haywood Jeffires	1987-95	515	6,119	11.9	87t	47
6. Derrick Mason	1997-04	453	6,114	13.5	71t	37
7. Frank Wycheck	1995-03	482	4,958	10.3	42	27
8. Nate Washington	2009-14	307	4,591	15.0	80t	28
9. Delanie Walker	2013-19	381	4,423	11.6	68	28
10. Drew Bennett	2001-06	273	4,033	14.8	55t	25
11. Curtis Duncan	1987-93	322	3,935	12.2	72	20
12. Chris Sanders	1995-01	177	3,285	18.6	83t	17
13. Kendall Wright	2012-16	280	3,244	11.6	52t	18
14. Tim Smith	1980-86	206	3,107	15.1	75t	12
15. Charley Frazier	1962-68	179	3,060	17.1	80	22
16. A.J. Brown	2019-21	185	2,995	16.2	91t	24
17. Bill Groman	1960-62	143	2,976	20.8	80	32
18. Corey Davis	2017-20	207	2,851	13.8	75t	11
19. Alvin Reed	1967-72	199	2,818	14.2	60	11
20. Kenny Britt	2009-13	157	2,450	15.6	80t	19

### SEASON RECEIVING YARDS

Player	Year	No	Yds	Avg	Lg	TD
1. Charlie Hennigan	1961	82	1,746	21.3	80	12
2. Charlie Hennigan	1964	101	1,546	15.3	53	8
3. Bill Groman	1960	72	1,473	20.5	-	12
4. Derrick Mason	2003	95	1,303	13.7	50t	8
5. Drew Bennett	2004	80	1,247	15.6	48t	11
6. Haywood Jeffires	1991	100	1,181	11.8	44	7
7. Tim Smith	1983	83	1,176	14.2	47t	6
8. Bill Groman	1961	50	1,175	23.5	80	17
9. Drew Hill	1985	64	1,169	18.3	57t	9
10. Derrick Mason	2004	96	1,168	12.2	37t	7
11. Drew Hill	1988	72	1,141	15.8	57t	10
Tim Smith	1984	69	1,141	16.5	75t	4
13. Charley Frazier	1966	57	1,129	19.8	79	12
14. Derrick Mason	2001	73	1,128	15.5	71t	9
15. Drew Hill	1986	65	1,112	17.1	81t	5
16. Drew Hill	1991	90	1,109	12.3	61t	4
17. Delanie Walker	2015	94	1,088	11.6	61t	6
18. Kendall Wright	2013	94	1,079	11.5	45	2
19. A.J. Brown	2020	70	1,075	15.4	73t	11
20. Ken Burrough	1975	53	1,063	20.1	77t	8

### CAREER SCORING

Player	Years	TD	Rush	Rec	Ret	XPM	FGM	2PT	Points
1. Al Del Greco	1991-00	0	0	0	0	322	246	0	1,060
2. Rob Bironas	2005-13	0	0	0	0	315	239	0	1,032
3. George Blanda	1960-66	4	4	0	0	301	91	0	598
4. Tony Zendejas	1985-90	0	0	0	0	197	117	0	548
5. Ryan Succop	2014-19	0	0	0	0	178	117	0	529
<b>6. Derrick Henry</b>	<b>2016-22</b>	<b>81</b>	<b>78</b>	<b>3</b>	<b>0</b>	<b>0</b>	<b>0</b>	<b>2</b>	<b>490</b>
7. Eddie George	1996-03	74	64	10	0	0	0	3	450
8. Earl Campbell	1978-84	73	73	0	0	0	0	0	438
9. Toni Fritsch	1977-81	0	0	0	0	149	81	0	392
10. Chris Johnson	2008-13	58	50	8	0	0	0	1	350
11. Skip Butler	1972-77	0	0	0	0	122	70	0	332
12. Charlie Hennigan	1960-66	51	0	51	0	0	0	0	306
13. Ken Burrough	1971-81	48	1	47	0	0	0	0	288
Ernest Givins	1986-94	48	1	46	1	0	0	0	288
Haywood Jeffires	1987-95	47	0	47	0	0	0	3	288
16. Drew Hill	1985-91	47	0	47	0	0	0	0	282
17. Derrick Mason	1997-04	40	0	37	3	0	0	1	242
18. Steve McNair	1995-05	36	36	0	0	0	0	3	222
19. Lorenzo White	1988-94	36	29	6	1	0	0	0	216
20. Billy Cannon	1960-63	35	14	20	1	0	0	1	212

## ALL-TIME TEAM LEADERS BY CATEGORY

### SEASON SCORING

Player	Year	TD	Rush	Rec	Ret	XPM	FGM	2PT	Points
1. Ryan Succop	2017	0	0	0	0	31	35	0	136
Al Del Greco	1998	0	0	0	0	28	36	0	136
3. Rob Bironas	2007	0	0	0	0	28	35	0	133
4. Al Del Greco	1996	0	0	0	0	35	32	0	131
5. Rob Bironas	2008	0	0	0	0	40	29	0	127
6. Al Del Greco	1993	0	0	0	0	39	29	0	126
7. Gary Anderson	2003	0	0	0	0	42	27	0	123
8. Rob Bironas	2011	0	0	0	0	34	29	0	121
9. Randy Bullock	2021	0	0	0	0	42	26	0	120
10. Rob Bironas	2009	0	0	0	0	37	27	0	118
Al Del Greco	2000	0	0	0	0	37	27	0	118
12. Rob Bironas	2013	0	0	0	0	41	25	0	116
13. George Blanda	1960	4	4	0	0	46	15	0	115
Tony Zendejas	1989	0	0	0	0	40	25	0	115
15. Earl Campbell	1979	19	19	0	0	0	0	0	114
Al Del Greco	1995	0	0	0	0	33	27	0	114
Tony Zendejas	1988	0	0	0	0	48	22	0	114
18. Al Del Greco	1997	0	0	0	0	32	27	0	113
19. George Blanda	1961	0	0	0	0	64	16	0	112
20. Joe Nedney	2002	0	0	0	0	36	25	0	111

### CAREER KICKOFF RETURNS (YARDS)

Player	Years	No	Yds	Avg	Lg	TD
1. Bobby Jancik	1962-67	158	4,185	26.5	61	0
2. Derrick Mason	1997-04	156	3,496	22.4	101t	1
3. Carl Roaches	1980-84	150	3,276	21.8	97t	2
4. Billy Johnson	1974-80	121	2,902	24.0	81t	2
5. Marc Mariani	2010-13,16	118	2,838	24.1	98t	1
6. Mel Gray	1995-97	111	2,592	23.4	88	0
7. Adam Jones	2005-06	63	1,648	26.2	85	0
8. Zeke Moore	1967-77	64	1,618	25.3	92t	1
9. Darius Reynaud	2012-13	68	1,595	23.5	105t	1
10. Willie Drewrey	1985-93	75	1,581	21.1	50	0
11. Allen Pinkett	1986-91	80	1,577	19.7	48	0
12. Jerry LeVias	1969-70	64	1,538	24.0	87	0
13. Bobby Wade	2005-06	50	1,194	23.9	48	0
14. Billy Cannon	1960-63	46	1,186	25.8	88t	1
15. Leonard Harris	1987-93	53	1,130	21.3	63	0
16. Leon Washington	2013-14	47	1,219	25.9	95	0
17. Chris Carr	2008	35	984	28.1	52	0
18. Mike Archie	1996-98	46	961	20.9	50	0
19. Bob Gresham	1973-74	36	903	25.1	103t	1
20. Willie Tullis	1981-84	38	886	23.3	95t	1

### SEASON KICKOFF RETURNS (AVG.)

Player	Year	No	Yds	Avg	Lg	TD
1. Darius Jennings	2018	22	698	31.7	94t	1
2. Ken Hall	1960	19	594	31.3	104t	1
3. Bobby Jancik	1962	24	726	30.3	61	0
4. Bobby Jancik	1963	45	1,317	29.3	53	0
5. Chris Carr	2008	35	984	28.1	52	0
6. Carl Roaches	1981	28	769	27.5	96t	1
7. Billy Johnson	1974	29	785	27.1	67	0
8. Derrick Mason	2000	42	1,132	27.0	66	0
9. Bob Gresham	1973	27	723	26.8	103t	1
10. Adam Jones	2005	43	1,127	26.2	85	0
11. Linzy Cole	1971	32	834	26.1	45	0
12. Adam Jones	2006	20	521	26.1	70	0
13. Bobby Jancik	1966	34	875	25.7	53	0
14. Steve Brown	1983	31	795	25.6	93t	1
15. Marc Mariani	2010	60	1,530	25.5	98t	1
16. Billy Johnson	1977	25	630	25.2	76t	1
17. Alvin Haymond	1973	28	703	25.1	47	0
18. Jerry LeVias	1969	38	940	24.7	87	0
19. Willie Drewrey	1985	26	642	24.7	50	0
20. Zeke Moore	1968	32	787	24.6	45	0

### CAREER PUNT RETURNS (YARDS)

Player	Years	No	FC	Yds	Avg	Lg	TD
1. Billy Johnson	1974-80	155	21	2,040	13.2	87t	5
2. Derrick Mason	1997-04	182	94	1,590	8.7	69t	2
3. Carl Roaches	1980-84	151	31	1,095	7.3	68	0
4. Marc Mariani	2010-13,16	102	57	1,054	10.3	87t	2
5. Willie Drewrey	1985-93	104	45	771	7.4	25	0
6. Adam Jones	2005-06	63	11	712	11.3	90t	4
7. Mel Gray	1995-97	69	45	652	9.4	40	0
8. Bobby Jancik	1962-67	67	-	647	9.7	82	1
9. Darius Reynaud	2012-13	49	25	545	11.1	81t	2
10. Jerry LeVias	1969-70	60	19	505	8.4	46	0
11. Kenny Johnson	1986-89	73	32	488	6.7	26	0
12. Adoree' Jackson	2017-20	53	19	464	8.8	46	0
13. Justin McCareins	2001-08	37	21	403	10.9	58t	1
14. Ernest Givins	1986-94	56	-	397	7.1	78t	1
15. Larry Carwell	1967-68	36	6	381	10.6	54	0
16. Dexter McCluster	2014-15	46	29	372	8.1	48	0
17. Fred Glick	1961-66	44	-	326	7.4	-	0
18. Chris Carr	2008	32	20	323	10.1	44	0
19. Chris Davis	2007-08	33	13	299	9.1	39	0
20. Chester Rogers	2021	30	20	293	9.8	55	0

### SEASON PUNT RETURNS (AVG.)

Player	Year	No	FC	Yds	Avg	Lg	TD
1. Billy Johnson	1977	35	8	539	15.4	87t	2
2. Billy Johnson	1975	40	1	612	15.3	83t	3
3. Billy Johnson	1974	30	3	409	13.6	49	0
4. Darius Reynaud	2012	31	17	410	13.2	81t	2
5. Derrick Mason	2000	51	17	662	13.0	69t	1
6. Adam Jones	2006	34	3	440	12.9	90t	3
7. Marc Mariani	2010	27	17	329	12.2	87t	1
8. Justin McCareins	2003	29	17	330	11.4	58t	1
9. Marc Mariani	2011	46	18	490	10.7	79t	1
10. Billy Johnson	1976	38	9	403	10.6	46	0
11. Mel Gray	1995	30	20	303	10.1	20	0
12. Chris Carr	2008	32	20	323	10.1	44	0
13. Chester Rogers	2021	30	20	293	9.8	55	0
14. Chris Davis	2007	31	12	293	9.5	39	0
15. Adam Jones	2005	29	8	272	9.4	52t	1
16. Mel Gray	1996	22	15	205	9.3	40	0
Adoree' Jackson	2018	16	9	148	9.3	26	0
18. Dexter McCluster	2015	24	15	217	9.0	37	0
19. Fred Glick	1963	19	-	171	9.0	22	0
20. Willie Drewrey	1985	24	10	215	9.0	23	0

## ALL-TIME TEAM LEADERS BY CATEGORY

### CAREER PUNTING (PUNTS)

Player	Years	Punt	Blk	Yds	Avg	TB	In20	Lg	NetAvg
1. Brett Kern	2009-21	923	5	42,333	45.9	48	373	79	40.8
2. Craig Hentrich	1998-09	861	1	36,926	42.9	95	295	78	37.2
3. Jim Norton	1960-68	522	7	21,961	42.1	-	-	79	-
4. Cliff Parsley	1977-82	431	3	17,136	39.8	33	85	62	32.3
5. Dan Pastorini	1971-79	316	1	12,530	39.7	-	-	74	-
6. Greg Montgomery	1988-93	310	6	13,529	43.6	35	74	77	36.6
7. Lee Johnson	1985-87	212	0	8,739	41.2	20	53	66	35.1
8. John James	1982-84	198	1	7,878	39.8	15	36	56	32.4
9. Rich Camarillo	1994-95	173	1	7,280	42.1	17	61	60	35.7
10. Reggie Roby	1996-97	140	1	6,022	43.0	8	50	68	36.7

### SEASON PUNTING (AVERAGE)

Player	Year	Punt	Blk	Yds	Avg	TB	In20	Lg	NetAvg
1. <b>Ryan Stonehouse</b>	<b>2022</b>	<b>90</b>	<b>0</b>	<b>4,779</b>	<b>53.1</b>	<b>9</b>	<b>30</b>	<b>74</b>	<b>44.0</b>
2. Brett Kern	2017	75	0	3,728	49.7	5	28	74	44.6
3. Brett Kern	2012	81	2	3,855	47.6	5	30	71	40.4
4. Brett Kern	2015	88	0	4,175	47.4	1	34	61	40.3
5. Craig Hentrich	1998	69	0	3,258	47.2	11	18	71	39.2
6. Brett Kern	2019	78	0	3,672	47.1	2	37	70	43.1
Brett Kern	2018	74	1	3,483	47.1	3	39	62	41.7
8. Greg Montgomery	1992	53	2	2,487	46.9	9	14	66	37.3
9. Brett Kern	2014	88	1	4,118	46.8	7	28	79	40.8
10. Brett Kern	2020	37	0	1,695	45.8	3	22	66	41.5
11. Greg Montgomery	1993	54	0	2,462	45.6	5	13	77	39.1

### CAREER INTERCEPTIONS

Player	Years	No	Yds	Avg	Lg	TD
1. Jim Norton	1960-68	45	592	13.2	56	1
2. Cris Dishman	1988-96	31	348	11.2	43	1
3. Fred Glick	1961-66	30	390	13.0	45	1
4. <b>Kevin Byard</b>	<b>2016-22</b>	<b>27</b>	<b>333</b>	<b>12.3</b>	<b>33</b>	<b>1</b>
Tony Banfield	1960-65	27	224	8.3	58	0
W.K. Hicks	1964-69	27	457	16.9	62	0
Darryll Lewis	1991-98	27	540	20.0	98t	5
8. Mike Reinfeldt	1976-83	26	375	14.4	39	0
9. Michael Griffin	2007-15	25	328	13.1	83t	1
Ken Houston	1967-72	25	650	26.0	78	9
11. Zeke Moore	1967-77	24	444	18.5	74	2
12. Willie Alexander	1971-79	23	379	16.5	95t	1
Samari Rolle	1998-04	23	349	15.2	81t	1
14. Marcus Robertson	1991-00	22	428	19.5	69	0
15. Gregg Bingham	1973-84	21	279	13.3	54	0
16. Keith Bulluck	2000-09	19	192	10.1	35	1
Miller Farr	1967-69	19	416	21.9	67	5
18. Steve Brown	1983-90	18	264	14.7	44t	1
19. Andre Dyson	2001-04	16	260	16.3	51t	3
Bubba McDowell	1989-94	16	190	11.9	26t	1
Chris Hope	2006-11	16	266	16.6	61t	1

### SEASON INTERCEPTIONS

Player	Year	No	Yds	Avg	Lg	TD
1. Fred Glick	1963	12	180	15.0	45	1
Mike Reinfeldt	1979	12	205	17.1	39	0
3. Miller Farr	1967	10	264	26.4	67	3
4. W.K. Hicks	1965	9	156	17.3	31	0
Ken Houston	1971	9	220	24.4	48t	4
Jim Norton	1961	9	150	16.7	36	0
7. <b>Kevin Byard</b>	<b>2017</b>	<b>8</b>	<b>130</b>	<b>16.3</b>	<b>33</b>	<b>0</b>
Tony Banfield	1961	8	136	17.0	58	0
<i>Pete Jaquess</i>	<i>1964</i>	<i>8</i>	<i>141</i>	<i>17.6</i>	<i>98t</i>	<i>1</i>
Richard Johnson	1990	8	100	12.5	35	1
Jim Norton	1962	8	75	9.4	36	0
12. Tony Banfield	1963	7	21	3.0	14	0
Michael Griffin	2008	7	172	24.6	83t	1
Jim Norton	1965	7	52	7.4	18	0
Marcus Robertson	1993	7	137	19.6	69	0
Samari Rolle	2000	7	140	20.0	81t	1
Jack Tatum	1980	7	100	14.3	35	0
18. (15 tied with 6)						

### CAREER SACKS

Player	Years	No
1. Elvin Bethea	1968-83	105.0
2. Ray Childress	1985-95	75.5
3. Jesse Baker	1979-87	66.0
4. William Fuller	1986-93	59.0
5. Sean Jones	1988-93	57.5
6. Jevon Kearse	1999-03, 08-09	52.0
7. Jurrell Casey	2011-19	51.0
8. Robert Brazile	1975-84	48.0
9. Ted Washington	1973-82	45.0
10. Derrick Morgan	2010-18	44.5
11. Kyle Vanden Bosch	2005-09	38.5
12. <b>Harold Landry III</b>	<b>2018-22</b>	<b>31.0</b>
Curley Culp	1974-80	31.0

### SEASON SACKS

Player	Year	No
1. Elvin Bethea	1973	17.0
2. <i>Jesse Baker</i>	<i>1979</i>	<i>15.5</i>
3. William Fuller	1991	15.0
4. Elvin Bethea	1976	14.5
<i>Jevon Kearse</i>	<i>1999</i>	<i>14.5</i>
6. Elvin Bethea	1971	13.0
Ray Childress	1992	13.0
Sean Jones	1993	13.0
9. Jason Babin	2010	12.5
Sean Jones	1990	12.5
Kyle Vanden Bosch	2005	12.5

## ALL-TIME TEAM LEADERS BY CATEGORY

### CAREER TACKLES (SINCE 1974)

Player	Years	No
1. Gregg Bingham	1973-84	1,970
2. Robert Brazile	1975-84	1,281
3. Keith Bulluck	2000-09	1,265
4. Michael Griffin	2007-15	912
5. Ted Washington	1973-82	907
6. Al Smith	1987-96	877
7. John Grimsley	1984-90	836
8. Blaine Bishop	1993-01	788
9. Ray Childress	1985-95	784
10. Steve Kiner	1974-78	738

### SEASON TACKLES (SINCE 1974)

Player	Year	No
1. Gregg Bingham	1978	223
2. Gregg Bingham	1980	212
3. Gregg Bingham	1974	206
4. Gregg Bingham	1979	203
5. John Grimsley	1986	199
6. Robert Abraham	1984	198
7. Gregg Bingham	1976	191
8. Gregg Bingham	1977	190
9. Gregg Bingham	1975	185
Robert Brazile	1978	185

## YEAR-BY-YEAR LEADERS

### RUSHING

Year	Player	Att	Yds	Avg	Lg	TD
1960	Billy Cannon	152	644	4.2	39	1
1961	Billy Cannon	200	948	4.7	61t	6
1962	Charles Tolar	244	1,012	4.1	25	7
1963	Charles Tolar	194	659	3.4	33	3
1964	Sid Blanks	145	756	5.2	91t	6
1965	Ode Burrell	130	528	4.1	63	3
1966	Ode Burrell	122	406	3.3	45	0
1967	Hoyle Granger	236	1,194	5.1	67t	6
1968	Hoyle Granger	202	848	4.2	47	7
1969	Hoyle Granger	186	740	4.0	23	3
1970	Joe Dawkins	124	517	4.2	49t	2
1971	Robert Holmes	112	323	2.9	31	4
1972	Fred Willis	134	461	3.4	43	0
1973	Fred Willis	171	579	3.4	25	4
1974	Willie Rodgers	122	413	3.4	20	5
1975	Ronnie Coleman	175	790	4.5	46t	5
1976	Ronnie Coleman	171	684	4.0	39	2
1977	Ronnie Coleman	185	660	3.6	22	5
1978	Earl Campbell	302	1,450	4.8	81t	13
1979	Earl Campbell	368	1,697	4.6	61t	19
1980	Earl Campbell	373	1,934	5.2	55t	13
1981	Earl Campbell	361	1,376	3.9	43	10
1982	Earl Campbell	157	538	3.4	22	2
1983	Earl Campbell	322	1,301	4.0	42	12
1984	Larry Moriarty	189	785	4.2	51	6
1985	Mike Rozier	133	462	3.5	30	8
1986	Mike Rozier	199	662	3.3	19t	4
1987	Mike Rozier	229	957	4.2	41	3
1988	Mike Rozier	251	1,002	4.0	28	10
1989	Alonzo Highsmith	128	531	4.1	25	4
1990	Lorenzo White	168	702	4.2	22	8
1991	Allen Pinkett	171	720	4.2	32	9
1992	Lorenzo White	265	1,226	4.6	44	7
1993	Gary Brown	195	1,002	5.1	26	6
1994	Lorenzo White	191	757	4.0	33	3
1995	Rodney Thomas	251	947	3.8	74t	5
1996	Eddie George	335	1,368	4.1	76	8
1997	Eddie George	357	1,399	3.9	30	6
1998	Eddie George	348	1,294	3.7	37t	5
1999	Eddie George	320	1,304	4.1	40	9
2000	Eddie George	403	1,509	3.7	35t	14
2001	Eddie George	315	939	3.0	27	5
2002	Eddie George	343	1,165	3.4	35	12
2003	Eddie George	312	1,031	3.3	27	5
2004	Chris Brown	220	1,067	4.9	52	6
2005	Chris Brown	224	851	3.8	38t	5
2006	Travis Henry	270	1,211	4.5	70t	7
2007	LenDale White	303	1,110	3.7	28	7
2008	Chris Johnson	251	1,228	4.9	66t	9
2009	Chris Johnson	358	2,006	5.6	91t	14
2010	Chris Johnson	316	1,364	4.3	76t	11
2011	Chris Johnson	262	1,047	4.0	48t	4
2012	Chris Johnson	276	1,243	4.5	94t	6
2013	Chris Johnson	279	1,077	3.9	30t	6

### PASSING

Year	Player	Att	Cmp	Yds	Pct	TD	Int	Avg
1960	George Blanda	363	169	2,413	46.6	24	22	6.7
1961	George Blanda	362	187	3,330	51.7	36	22	9.2
1962	George Blanda	418	197	2,810	47.1	27	42	6.7
1963	George Blanda	423	224	3,003	52.9	24	25	7.0
1964	George Blanda	505	262	3,282	51.9	17	27	6.4
1965	George Blanda	442	186	2,542	42.1	20	30	5.8
1966	George Blanda	271	122	1,764	45.0	17	21	6.4
1967	Pete Beathard	231	94	1,114	40.7	9	14	4.8
1968	Pete Beathard	223	105	1,559	47.1	7	16	6.9
1969	Pete Beathard	370	180	2,455	48.6	10	21	6.4
1970	Charley Johnson	281	144	1,652	51.2	7	12	5.9
1971	Dan Pastorini	270	127	1,702	47.0	7	21	6.3
1972	Dan Pastorini	299	144	1,711	48.2	7	11	5.7
1973	Dan Pastorini	290	154	1,482	53.1	5	17	5.1
1974	Dan Pastorini	247	140	1,571	56.7	10	10	6.4
1975	Dan Pastorini	342	163	2,053	47.7	14	16	6.0
1976	Dan Pastorini	309	167	1,785	53.5	10	10	5.7
1977	Dan Pastorini	319	169	1,987	53.0	13	18	6.2
1978	Dan Pastorini	368	199	2,473	54.1	16	17	6.7
1979	Dan Pastorini	324	163	2,090	50.3	14	18	6.5
1980	Ken Stabler	454	293	3,202	64.5	13	28	7.0
1981	Ken Stabler	285	165	1,988	57.9	14	18	6.9
1982	Archie Manning	125	66	877	52.8	6	6	7.0
1983	Oliver Luck	217	124	1,375	57.1	8	13	6.3
1984	Warren Moon	450	259	3,338	57.6	12	14	7.4
1985	Warren Moon	377	200	2,709	53.1	15	19	7.2
1986	Warren Moon	488	256	3,489	52.5	13	26	7.2
1987	Warren Moon	368	184	2,806	50.0	21	18	7.6
1988	Warren Moon	294	160	2,327	54.4	17	8	7.9
1989	Warren Moon	464	280	3,631	60.3	23	14	7.8
1990	Warren Moon	584	362	4,689	62.0	33	13	8.0
1991	Warren Moon	655	404	4,690	61.7	23	21	7.2
1992	Warren Moon	346	224	2,521	64.7	18	12	7.3
1993	Warren Moon	520	303	3,485	58.3	21	21	6.7
1994	Billy Joe Tolliver	240	121	1,287	50.4	6	7	5.4
1995	Chris Chandler	356	225	2,460	63.2	17	10	6.9
1996	Chris Chandler	320	184	2,099	57.5	16	11	6.6
1997	Steve McNair	415	216	2,665	52.0	14	13	6.4
1998	Steve McNair	492	289	3,228	58.7	15	10	6.5
1999	Steve McNair	331	187	2,179	56.5	12	8	6.6
2000	Steve McNair	396	248	2,847	62.6	15	13	7.2
2001	Steve McNair	431	264	3,350	61.3	21	12	7.8
2002	Steve McNair	492	301	3,387	61.2	22	15	6.9

## YEAR-BY-YEAR LEADERS

Year	Player	Att	Cmp	Yds	Pct	TD	Int	Avg
2003	Steve McNair	400	250	3,215	62.5	24	7	8.0
2004	Billy Volek	357	218	2,486	61.1	18	10	7.0
2005	Steve McNair	476	292	3,161	61.3	16	11	6.6
2006	Vince Young	357	184	2,199	51.5	12	13	6.2
2007	Vince Young	382	238	2,546	62.3	9	17	6.7
2008	Kerry Collins	415	242	2,676	58.3	12	7	6.5
2009	Vince Young	259	152	1,879	58.7	10	7	7.3
2010	Kerry Collins	278	160	1,823	57.6	14	8	6.6
2011	Matt Hasselbeck	518	319	3,571	61.6	18	14	6.9
2012	Jake Locker	314	177	2,176	56.4	10	11	6.9
2013	Ryan Fitzpatrick	350	217	2,454	62.0	14	12	7.0
2014	Zach Mettenberger	179	107	1,412	59.8	8	7	7.9
2015	Marcus Mariota	370	230	2,818	62.2	19	10	7.6
2016	Marcus Mariota	451	276	3,426	61.2	26	9	7.6
2017	Marcus Mariota	453	281	3,232	62.0	13	15	7.1
2018	Marcus Mariota	331	228	2,528	68.9	11	8	7.6
2019	Ryan Tannehill	286	201	2,742	70.3	22	6	9.6
2020	Ryan Tannehill	481	315	3,819	65.5	33	7	7.9
2021	Ryan Tannehill	531	357	3,734	67.2	21	14	7.0
2022	Ryan Tannehill	325	212	2,536	65.2	13	6	7.8

Year	Player	No	Yds	Avg	Lg	TD
2004	Derrick Mason	96	1,168	12.2	37t	7
2005	Drew Bennett	58	738	12.7	55t	4
2006	Drew Bennett	46	737	16.0	39	3
2007	Justin Gage	55	750	13.6	73	2
	Roydell Williams	55	719	13.1	48	4
2008	Bo Scaife (TE)	58	561	9.7	44	2
2009	Chris Johnson (RB)	50	503	10.1	69t	2
2010	Chris Johnson (RB)	44	245	5.6	25	1
2011	Nate Washington	74	1,023	13.8	57	7
2012	Kendall Wright	64	626	9.8	38	4
2013	Kendall Wright	94	1,079	11.5	45	2
2014	Delanie Walker	63	890	14.1	68	4
2015	Delanie Walker	94	1,088	11.6	61t	6
2016	Rishard Matthews	65	945	14.5	60	9
	Delanie Walker	65	800	12.3	47	7
2017	Delanie Walker	74	807	10.9	42	3
2018	Corey Davis	65	891	13.7	51	4
2019	A.J. Brown	52	1,051	20.2	91t	8
2020	A.J. Brown	70	1,075	15.4	73t	11
2021	A.J. Brown	63	869	13.8	57t	5
2022	Robert Woods	53	527	9.9	41	2

### RECEIVING

Year	Player	No	Yds	Avg	Lg	TD
1960	Bill Groman	72	1,473	20.5	80t	12
1961	Charlie Hennigan	82	1,746	21.3	80t	12
1962	Charlie Hennigan	54	867	16.1	75t	8
1963	Charlie Hennigan	61	1,051	17.2	83t	10
1964	Charlie Hennigan	101	1,546	15.3	53t	8
1965	Ode Burrell (RB)	55	650	11.8	52t	4
1966	Charles Frazier	57	1,129	19.8	79t	12
1967	Hoyle Granger (RB)	31	300	9.6	43	3
1968	Alvin Reed (TE)	46	747	16.2	60	5
1969	Alvin Reed (TE)	51	664	13.0	43	2
1970	Alvin Reed (TE)	47	604	12.9	34	2
1971	Jim Beirne	38	550	14.5	40	1
1972	Fred Willis (RB)	45	297	6.6	27	2
1973	Fred Willis (RB)	57	371	6.5	50	1
1974	Ken Burrough	36	492	13.7	51	2
1975	Ken Burrough	53	1,063	20.1	77t	8
1976	Ken Burrough	51	932	18.2	69	7
1977	Ken Burrough	43	816	19.0	85t	8
1978	Ken Burrough	47	624	13.3	44	2
1979	Ken Burrough	40	752	18.8	55t	6
1980	Mike Barber (TE)	59	712	12.1	79t	5
1981	Ken Burrough	40	668	16.7	71t	7
1982	Dave Casper (TE)	36	573	15.9	38	6
1983	Tim Smith	83	1,176	14.2	47t	6
1984	Tim Smith	69	1,141	16.5	75t	4
1985	Butch Woolfolk (RB)	80	814	10.2	80t	4
1986	Drew Hill	65	1,112	17.1	81t	5
1987	Ernest Givins	53	933	17.6	83t	6
1988	Drew Hill	72	1,141	15.8	57t	10
1989	Drew Hill	66	938	14.2	50	8
1990	Haywood Jeffires	74	1,048	14.2	87t	8
	Drew Hill	74	1,019	13.8	57	5
1991	Haywood Jeffires	100	1,181	11.8	44	7
1992	Haywood Jeffires	90	913	10.1	47	9
1993	Webster Slaughter	77	904	11.7	41	5
1994	Webster Slaughter	68	846	12.4	57	2
	Haywood Jeffires	68	783	11.5	50	6
1995	Haywood Jeffires	61	684	11.2	35t	8
1996	Frank Wycheck (TE)	53	511	9.6	29	6
1997	Frank Wycheck (TE)	63	748	11.9	42	4
1998	Frank Wycheck (TE)	70	768	11.0	38	2
1999	Frank Wycheck (TE)	69	641	9.3	35	2
2000	Frank Wycheck (TE)	70	636	9.1	26	4
2001	Derrick Mason	73	1,128	15.5	71t	9
2002	Derrick Mason	79	1,012	12.8	40	5
2003	Derrick Mason	95	1,303	13.7	50t	8

### SCORING

Year	Player	TD	PAT	FG	Tot
1960	George Blanda	4	46	15	115
1961	George Blanda	0	64	16	112
1962	George Blanda	0	48	11	81
1963	George Blanda	0	37	9	64
1964	George Blanda	0	38	13	76
1965	George Blanda	0	28	11	61
1966	George Blanda	0	39	16	87
1967	John Wittenborn	0	30	14	72
1968	Wayne Walker	0	26	8	50
1969	Roy Gerela	0	29	19	86
1970	Roy Gerela	0	23	18	77
1971	Mark Moseley	0	25	16	73
1972	Skip Butler	0	12	16	51
1973	Skip Butler	0	15	21	66
1974	Skip Butler	0	29	9	56
1975	Skip Butler	0	31	18	85
1976	Skip Butler	0	24	16	72
1977	Toni Fritsch	0	19	12	55
1978	Earl Campbell (RB)	13	0	0	78
1979	Earl Campbell (RB)	19	0	0	114
1980	Toni Fritsch	0	26	19	83
1981	Toni Fritsch	0	32	15	77
1982	Dave Casper (TE)	6	0	0	36
1983	Florian Kempf	0	33	17	84
1984	Joe Cooper	0	13	11	46
1985	Tony Zendejas	0	29	21	92
1986	Tony Zendejas	0	28	22	94
1987	Tony Zendejas	0	32	20	92
1988	Tony Zendejas	0	48	22	114
1989	Tony Zendejas	0	40	25	115
1990	Lorenzo White (RB)	12	0	0	72
1991	Ian Howfield	0	25	13	64
1992	Al Del Greco	0	41	21	104
1993	Al Del Greco	0	39	29	126
1994	Al Del Greco	0	18	16	66
1995	Al Del Greco	0	33	27	114
1996	Al Del Greco	0	35	32	131
1997	Al Del Greco	0	32	27	113
1998	Al Del Greco	0	28	36	136
1999	Al Del Greco	0	43	21	106
2000	Al Del Greco	0	37	27	118
2001	Joe Nedney	0	34	20	94
2002	Joe Nedney	0	36	25	111
2003	Gary Anderson	0	42	27	123
2004	Gary Anderson	0	37	17	88

## YEAR-BY-YEAR LEADERS

Year	Player	TD	PAT	FG	Tot
2005	Rob Bironas	0	30	23	99
2006	Rob Bironas	0	32	22	98
2007	Rob Bironas	0	28	35	133
2008	Rob Bironas	0	40	29	127
2009	Rob Bironas	0	37	27	118
2010	Rob Bironas	0	38	24	110
2011	Rob Bironas	0	34	29	121
2012	Rob Bironas	0	35	25	110
2013	Rob Bironas	0	41	25	116
2014	Ryan Succop	0	27	19	84
2015	Ryan Succop	0	29	14	71
2016	Ryan Succop	0	39	22	105
2017	Ryan Succop	0	31	35	136
2018	Ryan Succop	0	28	26	106
<b>2019</b>	<b>Derrick Henry</b>	<b>18</b>	<b>0</b>	<b>0</b>	<b>108</b>
<b>2020</b>	<b>Derrick Henry</b>	<b>17</b>	<b>0</b>	<b>0</b>	<b>104</b>
2021	Randy Bullock	0	42	26	120
2022	Randy Bullock	0	28	17	79

Year	Player	No	Yds	Avg	Lg	TD
2007	Michael Griffin	18	422	23.4	48	0
2008	Chris Carr	35	984	28.1	52	0
2009	Kenny Britt	24	523	21.8	56	0
2010	Marc Mariani	60	1,530	25.5	98t	1
2011	Marc Mariani	32	748	23.4	49	0
2012	Darius Reynaud	53	1,240	23.4	105t	1
2013	Leon Washington	16	481	30.1	95	0
2014	Leon Washington	31	738	23.8	52	0
2015	Dexter McCluster	13	285	21.9	32	0
2016	Marc Mariani	26	560	21.5	37	0
2017	Adoree' Jackson	25	578	23.1	57	0
2018	Darius Jennings	22	698	31.7	94t	1
2019	Kalif Raymond	18	403	22.4	45	0
2020	Kalif Raymond	15	275	18.3	30	0
2021	Chester Rogers	14	282	20.1	37	0
<b>2022</b>	<b>Hassan Haskins</b>	<b>19</b>	<b>414</b>	<b>21.8</b>	<b>37</b>	<b>0</b>

### PUNT RETURNS

KICKOFF RETURNS						
Year	Player	No	Yds	Avg	Lg	TD
1960	Ken Hall	19	594	31.3	104t	1
1961	Billy Cannon	18	439	24.4	47	0
1962	Bobby Jancik	24	726	30.3	61	0
1963	Bobby Jancik	45	1,315	29.3	53	0
1964	Ode Burrell	17	449	26.4	93t	1
1965	Bobby Jancik	18	430	23.9	43	0
1966	Bobby Jancik	34	875	25.7	53	0
1967	Zeke Moore	14	405	28.9	92	1
1968	Zeke Moore	32	787	24.6	45	0
1969	Jerry LeVias	38	940	24.7	87	0
1970	Jerry LeVias	26	598	23.0	37	0
1971	Linzy Cole	32	834	26.1	45	0
1972	Willie Rodgers	17	335	19.7	31	0
1973	Bob Gresham	27	723	26.8	103t	1
1974	Billy Johnson	29	785	27.1	67	0
1975	Billy Johnson	33	798	24.2	81t	1
1976	Billy Johnson	26	579	22.2	53	0
1977	Billy Johnson	25	630	25.2	76t	1
1978	Johnnie Dirden	32	780	24.4	60	0
1979	Richard Ellender	24	514	21.4	35	0
1980	Carl Roaches	37	746	20.2	46	0
1981	Carl Roaches	28	769	27.5	96t	1
1982	Carl Roaches	21	441	21.0	45	0
1983	Steve Brown	31	795	25.6	93t	1
1984	Carl Roaches	30	679	22.6	49	0
1985	Willie Drewrey	26	642	24.7	52	0
1986	Willie Drewrey	25	500	20.0	32	0
	Allen Pinkett	26	519	20.0	48	0
1987	Curtis Duncan	28	546	19.5	62	0
1988	Leonard Harris	34	678	19.9	56	0
1989	Kenny Johnson	21	372	17.7	39	0
1990	Gerald McNeil	27	551	20.4	64	0
1991	Allen Pinkett	26	508	19.5	41	0
1992	Pat Coleman	14	290	20.7	28	0
1993	Willie Drewrey	15	293	19.5	34	0
1994	Todd McNair	23	481	20.9	44	0
1995	Mel Gray	53	1,183	22.3	54	0
1996	Mel Gray	50	1,224	24.5	88	0
1997	Derrick Mason	26	551	21.2	54	0
1998	Mike Archie	42	913	21.7	50	0
1999	Derrick Mason	41	805	19.6	41	0
2000	Derrick Mason	42	1,132	27.0	66	0
2001	Derrick Mason	34	748	22.0	101t	1
2002	John Simon	20	371	18.6	29	0
2003	Jake Schifino	35	703	20.1	39	0
2004	Jason McAddley	38	849	22.3	45	0
2005	Pacman Jones	43	1,127	26.2	85	0
2006	Bobby Wade	50	1,194	23.9	48	0

Year	Player	No	Yds	Avg	Lg	TD
1960	Billy Cannon	4	96	24.0	51	0
1961	Billy Cannon	9	70	7.8	20	0
1962	Bobby Jancik	14	164	11.7	21	0
1963	Bobby Jancik	13	145	11.2	56	0
1964	Bobby Jancik	14	220	15.7	82t	1
1965	Bobby Jancik	12	85	7.1	25	0
1966	Ode Burrell	8	76	9.5	29	0
1967	Larry Carwell	9	154	17.1	54	0
1968	Sid Blanks	22	179	8.1	39	0
1969	Jerry LeVias	35	292	8.3	46	0
1970	Jerry LeVias	25	213	8.5	33	0
1971	Linzy Cole	14	107	7.6	31	0
1972	Ken Houston	25	148	5.9	33	0
1973	Jeff Severson	16	126	7.9	74	0
1974	Billy Johnson	30	409	13.6	49	0
1975	Billy Johnson	40	612	15.3	83t	3
1976	Billy Johnson	39	397	10.2	46	0
1977	Billy Johnson	35	539	15.4	87t	2
1978	Ronnie Coleman	16	142	8.9	32	0
1979	Richard Ellender	31	203	6.5	36	0
1980	Carl Roaches	47	384	8.2	68	0
1981	Carl Roaches	39	296	7.6	40	0
1982	Carl Roaches	19	104	5.5	25	0
1983	Carl Roaches	20	159	8.0	23	0
1984	Carl Roaches	26	152	5.8	18	0
1985	Willie Drewrey	24	215	9.0	23	0
1986	Willie Drewrey	25	262	7.7	25	0
1987	Kenny Johnson	24	196	8.2	26	0
1988	Kenny Johnson	30	170	5.7	16	0
1989	Kenny Johnson	19	122	6.4	19	0
1990	Gerald McNeil	30	172	5.7	26	0
1991	Pat Coleman	22	138	6.3	24	0
1992	Webster Slaughter	20	142	7.1	20	0
1993	Willie Drewrey	41	275	6.7	18	0
1994	Ernest Givins	37	210	5.7	78t	1
1995	Mel Gray	30	303	10.1	20	0
1996	Mel Gray	22	205	9.3	40	0
1997	Mel Gray	17	144	8.5	30	0
1998	Derrick Mason	31	228	7.4	25	0
1999	Derrick Mason	26	225	8.7	65t	1
2000	Derrick Mason	51	662	13.0	69t	1
2001	Derrick Mason	20	128	6.4	20	0
2002	John Simon	13	113	8.7	30	0
2003	Justin McCareins	29	330	11.4	58t	1
2004	Derrick Mason	24	93	3.9	13	0
2005	Pacman Jones	29	272	9.4	52t	1
2006	Pacman Jones	34	440	12.9	90t	3
2007	Chris Davis	31	293	9.5	39	0
2008	Chris Carr	32	323	10.1	44	0
2009	Alvin Pearman	11	112	10.2	18	0

## YEAR-BY-YEAR LEADERS

Year	Player	No	Yds	Avg	Lg	TD	Year	Player	No	Yds	Avg	Lg	TD
2010	Marc Mariani	27	329	12.2	87t	1	2002	Lance Schulters (S)	6	56	9.3	28	0
2011	Marc Mariani	46	490	10.7	79t	1	2003	Samari Rolle (CB)	6	141	23.5	52	0
2012	Darius Reynaud	31	410	13.2	81t	2	2004	Andre Dyson (CB)	6	135	22.5	44	0
2013	Darius Reynaud	18	135	7.5	35	0	2005	Reynaldo Hill (CB)	3	88	29.3	52t	1
2014	Dexter McCluster	22	155	7.0	48	0	2006	Chris Hope (S)	5	105	21.0	61t	1
2015	Dexter McCluster	24	217	9.0	37	0	2007	Keith Bulluck (LB)	5	63	12.6	35	0
2016	Marc Mariani	29	235	8.1	18	0	2008	Michael Griffin (S)	7	172	24.6	83t	1
2017	Adoree' Jackson	34	290	8.5	46	0	2009	Cortland Finnegan (CB)	5	194	38.8	80	1
2018	Adoree' Jackson	16	148	9.3	26	0	2010	Michael Griffin (S)	4	50	12.5	28	0
2019	Adam Humphries	12	78	6.5	21	0	2011	Michael Griffin (S)	2	0	0.0	0	0
2020	Kalif Raymond	23	208	9.0	40	0		Jason McCourty (CB)	2	52	26.0	30	0
2021	Chester Rogers	30	293	9.8	55	0	2012	Michael Griffin (S)	4	59	14.8	33	0
2022	C.J. Board	14	147	10.5	19	0		Jason McCourty (CB)	4	29	7.3	28	0

### INTERCEPTIONS

Year	Player	No	Yds	Avg	Lg	TD
1960	Mark Johnston (CB)	4	42	10.5	33	0
	Dennit Morris (LB)	4	32	8.0	26	0
	Julian Spence (S)	4	5	1.3	5	0
1961	Jim Norton (S)	9	150	16.7	36	0
1962	Jim Norton (S)	8	75	9.4	36	0
1963	Fred Glick (S)	12	180	15.0	40	1
1964	Pete Jaquess (CB)	8	141	17.6	98t	1
1965	W.K. Hicks (CB)	9	156	17.3	31	0
1966	Jim Norton (S)	4	125	31.3	56	0
	Fred Glick (S)	4	47	11.8	41	0
1967	Miller Farr (CB)	10	264	26.4	67	3
1968	Ken Houston (S)	5	160	32.0	66t	2
1969	Miller Farr (CB)	6	48	8.0	35	0
1970	Zeke Moore (CB)	6	85	14.2	32	0
1971	Ken Houston (S)	9	220	24.4	48t	4
1972	Bob Atkins (S)	2	37	18.5	34	0
	John Charles (S)	2	6	3.0	6	0
1973	Guy Roberts (LB)	4	55	13.8	27	0
	Jeff Severson (S)	4	24	6.0	19	0
1974	Bob Atkins (S)	6	85	14.2	36	0
1975	Zeke Moore (CB)	5	137	27.4	74	0
1976	C.L. Whittington (S)	5	103	20.6	50	0
1977	Mike Reinfeldt (S)	5	78	15.6	30	0
1978	Willie Alexander (CB)	5	51	10.2	29	0
1979	Mike Reinfeldt (S)	12	205	17.1	39	0
1980	Jack Tatum (S)	7	100	14.3	35	0
1981	Greg Stemrick (CB)	3	94	31.3	38	0
	Carter Hartwig (DB)	3	78	26.0	36	0
1982	Robert Brazile (LB)	1	31	31.0	31	0
	Gregg Bingham (LB)	1	8	8.0	8	0
	Vernon Perry (S)	1	8	8.0	8	0
1983	Willie Tullis (DB)	5	65	13.0	44	0
1984	Willie Tullis (DB)	4	48	12.0	22	0
1985	Steve Brown (CB)	5	41	8.2	22	0
1986	Allen Lyday (S)	3	24	8.0	24	0
	Patrick Allen (CB)	3	20	6.7	18	0
1987	Keith Bostic (S)	6	-14	-2.3	7	0
1988	Jeff Donaldson (S)	4	29	7.3	23	0
1989	Steve Brown (CB)	5	54	10.8	41	0
1990	Richard Johnson (CB)	8	100	12.5	35	1
1991	Cris Dishman (CB)	6	61	10.2	43	0
1992	Jerry Gray (CB)	6	24	4.0	22	0
1993	Marcus Robertson (S)	7	137	19.6	69	0
1994	Darryll Lewis (CB)	5	57	11.4	20	0
1995	Darryll Lewis (CB)	6	145	24.2	98t	1
1996	Darryll Lewis (CB)	5	103	20.6	53	1
1997	Darryll Lewis (CB)	5	115	23.0	47t	1
	Marcus Robertson (S)	5	127	25.4	48	0
1998	Darryll Lewis (CB)	4	40	10.0	33	0
1999	Samari Rolle (CB)	4	65	16.3	30	0
2000	Samari Rolle (CB)	7	140	20.0	81t	1
2001	Andre Dyson (CB)	3	36	12.0	36	0
	Samari Rolle (CB)	3	3	1.0	3	0

2016	Perrish Cox (CB)	2	3	1.0	3	0
<b>2017</b>	<b>Kevin Byard (S)</b>	<b>8</b>	<b>130</b>	<b>16.3</b>	<b>33</b>	<b>0</b>
<b>2018</b>	<b>Kevin Byard (S)</b>	<b>4</b>	<b>1</b>	<b>0.3</b>	<b>1</b>	<b>0</b>
<b>2019</b>	<b>Kevin Byard (S)</b>	<b>5</b>	<b>79</b>	<b>15.8</b>	<b>28</b>	<b>0</b>
2020	Malcolm Butler (CB)	4	111	27.8	68	0
	Amani Hooker (S)	4	11	2.8	6	0
<b>2021</b>	<b>Kevin Byard (S)</b>	<b>5</b>	<b>66</b>	<b>13.2</b>	<b>24t</b>	<b>1</b>
<b>2022</b>	<b>Kevin Byard (S)</b>	<b>4</b>	<b>57</b>	<b>14.3</b>	<b>28</b>	<b>0</b>

### SACKS

Year	Player	Total
1960	Don Floyd (DE)	4
1961	Doug Cline (LB)	6
1962	Ed Husmann (DT)	10
1963	Ed Husmann (DT)	5
	Gary Cutsinger (DE)	5
1964	Ed Husmann (DT)	4
	Don Floyd (DE)	4
1965	Gary Cutsinger (DE)	7
1966	Gary Cutsinger (DE)	5
1967	George Rice (DT)	6
1968	Pat Holmes (DE)	6
1969	Elvin Bethea (DE)	14
1970	Elvin Bethea (DE)	9.5
1971	Elvin Bethea (DE)	13
1972	Mike Tilleman (DT)	12
1973	Elvin Bethea (DE)	17
1974	Ted Washington (LB)	11
1975	Curly Culp (DT)	11.5
1976	Elvin Bethea (DE)	14.5
1977	James Young (DE)	7.5
1978	Elvin Bethea (DE)	8
1979	Jesse Baker (DE)	15.5
1980	Mike Stensrud (DE)	7
1981	Jesse Baker (DE)	10
1982	Jesse Baker (DE)	7.5
1983	Jesse Baker (DE)	5.5
1984	Jesse Baker (DE)	11
1985	Jesse Baker (DE)	5.5
1986	Ray Childress (DE)	5
1987	Ray Childress (DE)	6
1988	Ray Childress (DE)	8.5
	William Fuller (DE)	8.5
1989	Ray Childress (DE)	8.5
1990	Sean Jones (DE)	12.5
1991	William Fuller (DE)	15
1992	Ray Childress (DE)	13
1993	Sean Jones (DE)	13
1994	Lamar Lathon (DE)	8.5
1995	Anthony Cook (DE)	4.5
	Henry Ford (DE)	4.5
1996	Anthony Cook (DE)	7.5



## YEAR-BY-YEAR LEADERS

Year	Player	Total	Year	Player	Solo	Assist	Total
1997	Kenny Holmes (DE)	7	1986	John Grimsley (LB)	112	87	199
	Gary Walker (DT)	7	1987	Al Smith (LB)	46	56	102
1998	Lonnie Marts (LB)	4	1988	John Grimsley (LB)	70	45	115
1999	Jevon Kearse (DE)	14.5	1989	John Grimsley (LB)	73	30	103
2000	Jevon Kearse (DE)	11.5	1990	Al Smith (LB)	78	26	104
2001	Jevon Kearse (DE)	10.0	1991	Al Smith (LB)	101	45	146
2002	Kevin Carter (DE)	10.0	1992	Al Smith (LB)	70	52	122
2003	Jevon Kearse (DE)	9.5	1993	Al Smith (LB)	67	28	95
2004	Kevin Carter (DE)	6.0	1994	Al Smith (LB)	97	45	142
2005	Kyle Vanden Bosch (DE)	12.5	1995	Blaine Bishop (S)	75	22	97
2006	Kyle Vanden Bosch (DE)	6.5	1996	Blaine Bishop (S)	73	36	100
2007	Kyle Vanden Bosch (DE)	12	1997	Barron Wortham (LB)	61	36	97
2008	Albert Haynesworth (DT)	8.5	1998	Joe Bowden (LB)	88	57	145
2009	Jacob Ford (DE)	5.5	1999	Blaine Bishop (S)	83	30	113
2010	Jason Babin (DE)	12.5		Eddie Robinson (LB)	64	49	113
2011	Karl Klug (DT)	7.0	2000	Randall Godfrey (LB)	97	72	169
2012	Derrick Morgan (DE)	6.5	2001	Randall Godfrey (LB)	79	32	111
2013	Jurrell Casey (DT)	10.5	2002	Keith Bulluck (LB)	116	64	180
2014	Derrick Morgan (OLB)	6.5	2003	Keith Bulluck (LB)	110	61	171
2015	Jurrell Casey (DT)	7.0	2004	Keith Bulluck (LB)	108	63	171
	Brian Orakpo (OLB)	7.0	2005	Keith Bulluck (LB)	106	44	150
2016	Brian Orakpo (OLB)	10.5	2006	Keith Bulluck (LB)	107	54	161
2017	Derrick Morgan (OLB)	7.5	2007	David Thornton (LB)	97	43	140
2018	Jurrell Casey (DT)	7.0	2008	Keith Bulluck (LB)	83	37	120
<b>2019</b>	<b>Harold Landry III (OLB)</b>	<b>9.0</b>	2009	Stephen Tulloch (LB)	95	37	132
<b>2020</b>	<b>Harold Landry III (OLB)</b>	<b>5.5</b>	2010	Stephen Tulloch (LB)	121	48	169
<b>2021</b>	<b>Harold Landry III (OLB)</b>	<b>12.0</b>	2011	Jordan Babineaux (S)	81	36	117
<b>2022</b>	<b>Denico Autry (OLB)</b>	<b>8.0</b>	2012	Akeem Ayers (LB)	79	31	110
			2013	Bernard Pollard (S)	93	49	142
			2014	Wesley Woodyard (LB)	66	68	134
			2015	Avery Williamson (LB)	79	58	137
			2016	Avery Williamson (LB)	76	73	149
			2017	Wesley Woodyard (LB)	104	68	172
			2018	Wesley Woodyard (LB)	85	39	124
			2019	Rashaan Evans (LB)	84	55	139
			<b>2020</b>	<b>Kevin Byard (S)</b>	<b>79</b>	<b>32</b>	<b>111</b>
			<b>2021</b>	<b>Kevin Byard (S)</b>	<b>58</b>	<b>30</b>	<b>88</b>
			<b>2022</b>	<b>Kevin Byard (S)</b>	<b>69</b>	<b>37</b>	<b>106</b>

TACKLES (SINCE 1974)				
Year	Player	Solo	Assist	Total
1974	Gregg Bingham (LB)	128	78	206
1975	Gregg Bingham (LB)	110	75	185
1976	Gregg Bingham (LB)	100	91	191
1977	Gregg Bingham (LB)	95	95	190
1978	Gregg Bingham (LB)	109	114	223
1979	Gregg Bingham (LB)	100	103	203
1980	Gregg Bingham (LB)	112	100	212
1981	Gregg Bingham (LB)	112	60	172
1982	Daryl Hunt (LB)	61	24	85
1983	Gregg Bingham (LB)	87	48	135
1984	Robert Abraham (LB)	106	92	198
1985	Avon Riley (LB)	80	67	147

## INDIVIDUAL RECORDS: SERVICE

### Number of Games Played in Regular Season

1960–1977: 14 games  
 1978–1981, 1983–1986, 1988–2020: 16 games  
 1982: 9 games  
 1987: 15 games  
 2021–present: 17 games

### Most Seasons

19 Bruce Matthews, 1983-2001  
 16 Elvin Bethea, 1968-83  
 13 Brad Hopkins, 1993-2005  
 13 Brett Kern, 2009-21  
 12 Gregg Bingham, 1973-84  
 12 Mike Munchak, 1982-93  
 12 Craig Hentrich, 1998-09

### Most Seasons, Active

9 Taylor Lewan, 2014-22  
 7 **Kevin Byard**, 2016-22  
 7 **Derrick Henry**, 2016-22  
 7 Ben Jones, 2016-22

### Most Games Played

296 Bruce Matthews, 1983-2001  
 210 Elvin Bethea, 1968-83  
 197 Brett Kern, 2009-21  
 194 Brad Hopkins, 1993-2005  
 177 Craig Hentrich, 1998-2009

173 Gregg Bingham, 1973-84  
 160 Ray Childress, 1985-95  
 159 Mike Munchak, 1982-93  
 157 Keith Bulluck, 2000-09  
 152 Benji Olson, 1998-2007  
 151 Al Del Greco, 1991-2000  
 148 Michael Roos, 2005-14  
 147 Robert Brazile, 1975-84  
 146 Ted Thompson, 1975-84  
 145 Zeke Moore, 1967-77  
 144 Rob Bironas, 2005-13  
 144 Ken Burrough, 1971-81  
 141 Michael Griffin, 2007-15  
 141 Warren Moon, 1984-93

### Most Games Played, Active

114 **Kevin Byard**, 2016-22  
 108 Ben Jones, 2016-22  
 105 Taylor Lewan, 2014-22  
 102 **Derrick Henry**, 2016-22  
 64 **Harold Landry III**, 2018-22

### Most Consecutive Games Played

232 Bruce Matthews, 1987-2001  
 177 Brett Kern, 2009-21  
 147 Robert Brazile, 1975-84  
 146 Craig Hentrich, 1998-2007  
 144 Rob Bironas, 2005-13

135 Beau Brinkley, 2012-20  
 135 Elvin Bethea, 1968-77  
 135 Keith Bulluck, 2000-09  
 134 Gregg Bingham, 1973-81  
 128 Eddie George, 1996-2003

### Most Consecutive Games Played, Active

114 **Kevin Byard**, 2016-22  
 34 **Morgan Cox**, 2021-22  
 29 **Nick Westbrook-Ikhine**, 2021-22

### Most Consecutive Games Started

229 Bruce Matthews, 1987-2001  
 147 Robert Brazile, 1975-84  
 135 Elvin Bethea, 1968-77  
 134 Gregg Bingham, 1973-81  
 128 Eddie George, 1996-2003  
 127 Keith Bulluck, 2001-09

### Most Consecutive Games Started, Active

105 **Kevin Byard**, 2016-22  
 17 **Aaron Brewer**, 2022  
 17 **Roger McCreary**, 2022

## INDIVIDUAL RECORDS: SCORING

### Most Seasons Leading Team

9 Rob Bironas, 2005-13  
 9 Al Del Greco, 1992-2000  
 7 George Blanda, 1960-66  
 5 Ryan Succop, 2014-18  
 5 Tony Zendejas, 1985-90

### Most Consecutive Seasons Leading Team

9 Rob Bironas, 2005-13  
 9 Al Del Greco, 1992-2000  
 7 George Blanda, 1960-66  
 5 Ryan Succop, 2014-18  
 5 Tony Zendejas, 1985-89

## POINTS

#### Career

1,060 Al Del Greco, 1991-2000 (322 PAT, 246 FG)  
 1,032 Rob Bironas, 2005-13 (315 PAT, 239 FG)  
 598 George Blanda, 1960-66 (4 TD, 301 PAT, 91 FG)  
 548 Tony Zendejas, 1985-90 (197 PAT, 117 FG)  
 529 Ryan Succop, 2014-19 (178 PAT, 117 FG)  
 490 **Derrick Henry**, 2016-2022 (81 TD, 2 two-point)  
 450 Eddie George, 1996-2003 (74 TD, 3 two-point)  
 438 Earl Campbell, 1978-84 (73 TD)

#### Season

136 Ryan Succop, 2017 (31 PAT, 35 FG)  
 136 Al Del Greco, 1998 (28 PAT, 36 FG)  
 133 Rob Bironas, 2007 (28 PAT, 35 FG)

131 Al Del Greco, 1996 (35 PAT, 32 FG)  
 127 Rob Bironas, 2008 (40 PAT, 29 FG)  
 126 Al Del Greco, 1993 (39 PAT, 29 FG)  
 123 Gary Anderson, 2003 (42 PAT, 27 FG)

### Most Seasons, 100 or More Points

8 Al Del Greco, 1992-93, 1995-2000  
 7 Rob Bironas, 2007-13  
 3 Ryan Succop, 2016-18  
 2 George Blanda, 1960-61  
 2 Tony Zendejas, 1988-89  
 2 **Derrick Henry**, 2019-20

### Season, Rookie

92 Tony Zendejas, 1985 (29 PAT, 21 FG)  
 86 Roy Gerela, 1969 (29 PAT, 19 FG)  
 72 Bill Groman, 1960 (12 TD)

### Game

30 Billy Cannon, @ N.Y. Titans, 12/10/61 (5 TD)  
 26 Rob Bironas, @ Hou., 10/21/07 (8 FG, 2 PAT)  
 26 George Blanda, vs. L.A. Chargers, 9/18/60 (3 TD, 5 PAT, 1 FG)

### Game, Opponent

24 Art Powell, @ Oakland, 12/22/63  
 24 Corey Dillon, @ Cincinnati, 12/4/97  
 19 Robbie Gould, @ San Francisco, 12/17/17  
 19 Cody Parkey, @ Philadelphia, 11/23/14  
 19 Horst Muhlmann, vs. Cincinnati, 12/17/72

### Most Consecutive Games Scoring

67 Al Del Greco, 1994-00  
 46 Rob Bironas, 2006-08

## TOUCHDOWNS

#### Career

81 **Derrick Henry**, 2016-22  
 74 Eddie George, 1996-2003  
 73 Earl Campbell, 1978-84  
 58 Chris Johnson, 2008-13  
 51 Charlie Hennigan, 1960-66  
 48 Kenny Burrough, 1971-81  
 Ernest Givins, 1986-94

#### Season

19 Earl Campbell, 1979  
 18 **Derrick Henry**, 2019  
 18 Bill Groman, 1961

#### Game

5 Billy Cannon, @ N.Y. Titans, 12/10/61

#### Game, Opponent

4 Art Powell, @ Oakland, 12/22/63  
 4 Bob Hayes, @ Dallas, 12/20/70  
 4 Corey Dillon, @ Cincinnati, 12/4/97  
 3 21 times, last by Antonio Brown, @ Pittsburgh, 11/16/17

### Most Consecutive Team Games Scoring TD

8 Bill Groman, 1961  
 6 DeMarco Murray, 2016  
 5 **Derrick Henry**, 2020  
 5 **Derrick Henry**, 2019

## INDIVIDUAL RECORDS: SCORING

5	Hoyle Granger, 1967
5	Ken Burrough, 1977
5	Earl Campbell, 1979
5	Earl Campbell, 1983
5	Chris Sanders, 1995
5	Eddie George, 1998-99
5	Kenny Britt, 2010

### POINTS AFTER TOUCHDOWNS

#### Career

322	Al Del Greco, 1991-2000
315	Rob Bironas, 2005-13
301	George Blanda, 1960-66
197	Tony Zendejas, 1985-90
178	Ryan Succop, 2014-19
149	Toni Fritsch, 1977-81

#### Season

64	George Blanda, 1961
48	George Blanda, 1962
	Tony Zendejas, 1988

#### Game

8	George Blanda, vs. N.Y. Titans, 10/14/62
7	George Blanda, @ Denver, 11/5/61
7	George Blanda, vs. N.Y. Titans, 11/19/61
7	George Blanda, @ Oakland, 12/22/63
7	Teddy Garcia, vs. Cleveland, 12/9/90

#### Most Made, Opponent, Game

8	Stephen Gostkowski, @ New England, 10/18/09
7	Mason Crosby, @ Green Bay, 12/23/12
7	Cotton Davidson, @ Oakland, 12/22/63
7	Horst Muhlmann, vs. Cincinnati, 12/17/72
7	Jim Breech, @ Cincinnati, 12/17/89
7	Sebastian Janikowski, @ Oakland, 9/29/02
7	Lawrence Tynes, vs. Kansas City, 12/13/04

#### Most Consecutive PATs

285	Rob Bironas, 2006-13
229	Al Del Greco, 1993-2000
79	Gary Anderson, 2003-04
76	Al Del Greco, 1991-93
75	Skip Butler, 1972-76

#### Most Two-Point Conversions, Career

3	Eddie George, 1996-2003
3	Haywood Jeffires, 1987-95
3	Steve McNair, 1995-2005
3	<b>Ryan Tannehill</b> , 2019-2022

#### Most Two-Point Conversions, Season

3	Haywood Jeffires, 1994
---	------------------------

#### Most Two-Point Conversions, Game

1	37 times, last by <b>Chig Okonkwo</b> vs. Jacksonville, 12/11/22 (pass)
---	---

#### Most Two-Point Conversions, Opponent, Game

2	Charles Johnson @ Pittsburgh, 11/1/98 (pass, pass)
---	--

### FIELD GOALS

#### Most Attempted, Career

295	Al Del Greco, 1991-2000
279	Rob Bironas, 2005-13
187	George Blanda, 1960-66
163	Tony Zendejas, 1985-90
140	Ryan Succop, 2014-19
122	Skip Butler, 1972-77

#### Most Attempted, Season

42	Ryan Succop, 2017
40	Roy Gerela, 1969
39	Al Del Greco, 1998
39	Rob Bironas, 2007
38	Al Del Greco, 1996
37	Tony Zendejas, 1989
35	Al Del Greco, 1997

#### Most Attempted, Game

8	Rob Bironas, @ Houston, 10/21/07
6	George Blanda, vs. N.Y. Titans, 10/9/60
6	George Blanda, vs. Denver, 9/14/63
6	Skip Butler, @ Cleveland, 10/12/75
6	Al Del Greco, vs. Atlanta, 12/5/93
6	Stephen Gostkowski, @ Minnesota, 9/27/20

#### Most Attempted, Opponent, Game

7	Tom Dempsey, Philadelphia, 11/12/72
6	Roy Gerela, Pittsburgh, 12/9/73
6	Jim Breech, @ Cincinnati, 11/1/87
6	John Carney, @ San Diego, 9/19/93
6	Sebastian Janikowski, @ Oakland, 11/24/13
6	Robbie Gould, @ San Francisco, 12/17/17
6	Cody Parkey, @ Philadelphia, 11/23/14
6	Blair Walsh, Minnesota, 9/11/16

#### Most Made, Career

246	Al Del Greco, 1991-2000
239	Rob Bironas, 2005-13
117	Ryan Succop, 2014-19
117	Tony Zendejas, 1985-90
91	George Blanda, 1960-66
81	Toni Fritsch, 1977-81

#### Most Made, Season

36	Al Del Greco, 1998
35	Ryan Succop, 2017
35	Rob Bironas, 2007
32	Al Del Greco, 1996
29	Al Del Greco, 1993
29	Rob Bironas, 2008
29	Rob Bironas, 2011

#### Most Made, Game

* 8	Rob Bironas, @ Houston, 10/21/07
6	Stephen Gostkowski, @ Minnesota, 9/27/20
5	Ryan Succop, vs. Indianapolis,

	10/16/17
5	Al Del Greco, @ Philadelphia, 12/3/2000
5	Roy Gerela, vs. Miami, 9/28/69

\* Denotes NFL Record

#### Most Made, Opponent, Game

6	Robbie Gould, @ San Francisco, 12/17/17
6	Tom Dempsey, vs. Philadelphia, 11/12/72
6	John Carney, @ San Diego, 9/19/93
5	9 times, last by Nick Folk, @ New England, 11/28/21

#### Most Consecutive Field Goals Made

20	Al Del Greco, 1998-99
20	Rob Bironas, 2007-08
20	Rob Bironas, 2010
20	Rob Bironas, 2011-12
19	Ryan Succop, 2016-17
19	Rob Bironas, 2007
18	Al Del Greco, 1995-96
16	Ryan Succop, 2017
15	Ryan Succop, 2014-15
14	Al Del Greco, 1999-2000
14	Rob Bironas, 2011

#### Most Consecutive Games With Field Goal Made

20	Rob Bironas, 2009-10
19	Rob Bironas, 2006-07
13	Rob Bironas, 2011-12
12	Al Del Greco, 1998
12	Gary Anderson, 2003
12	Rob Bironas, 2008
10	George Blanda, 1964-65
10	George Blanda, 1966
10	Ryan Succop, 2016-17

#### Longest Field Goal

60	Rob Bironas, vs. Indianapolis, 12/3/06
56	Al Del Greco, vs. San Francisco, 10/27/96
56	Rob Bironas, @ Denver, 11/19/07
55	Stephen Gostkowski, @ Minnesota, 9/27/20
55	Rob Bironas, vs. Denver, 10/3/10
55	Rob Bironas, vs. Houston, 12/29/13
55	George Blanda, vs. San Diego, 12/3/61
54	Stephen Gostkowski, @ Minnesota, 9/27/20
54	George Blanda, @ Oakland, 11/11/62
54	Skip Butler, @ Buffalo, 9/19/76
54	Al Del Greco, vs. Kansas City, 9/20/92
54	Ryan Succop, @ Buffalo, 10/7/18

#### Longest Field Goal, Opponent

64	Matt Prater, @ Denver, 12/8/13
56	Jason Myers, @ Jacksonville, 12/24/16
56	Jason Elam, Denver, 11/26/95
55	Chris Bahr, @ Cincinnati, 9/23/79
55	Matt Stover, Cleveland, 11/17/91
54	(six times, last by Jason Myers, N.Y. Jets, 12/2/18)

## INDIVIDUAL RECORDS: SCORING

### Highest Field Goal Percentage, Career (100 made)

85.7	Rob Bironas, 2005-13, (239 of 279)
83.6	Ryan Succop, 2014-19 (117 of 140)
83.4	Al Del Greco, 1991-2000, (246 of 295)

### Season

92.3	Al Del Greco, 1998 (36 of 39)
92.3	Rob Bironas, 2010 (24 of 26)
91.7	Ryan Succop, 2016 (22 of 24)
90.6	Rob Bironas, 2011 (29 of 32)
89.7	Rob Bironas, 2007 (35 of 39)
87.9	Rob Bironas, 2008 (29 of 33)

87.5	Ryan Succop, 2015 (14 of 16)
87.1	Gary Anderson, 2003 (27 of 31)
87.1	Al Del Greco, 1995 (27 of 31)
86.7	Ryan Succop, 2018 (26 of 30)

## SAFETIES

### Most Safeties, Career

2	Elvin Bethea (1968-83)
2	James Young (1977-79)

### Most Safeties, Game

1	41 times, last by Cameron Wake at Cleveland (9/8/19), sack in end zone
---	--

## INDIVIDUAL RECORDS: RUSHING

### Most Seasons Leading Team

8	Eddie George, 1996-2003
6	<b>Derrick Henry</b> , 2017-22
6	Earl Campbell, 1978-84
6	Chris Johnson, 2008-13
4	Mike Rozier, 1985-90

### Most Consecutive Seasons Leading Team

8	Eddie George, 1996-2003
6	<b>Derrick Henry</b> , 2017-22
6	Earl Campbell, 1978-83
6	Chris Johnson, 2008-13
4	Mike Rozier, 1985-88

## ATTEMPTS

### Career

2,733	Eddie George, 1996-2003
1,979	Earl Campbell, 1978-84
1,750	<b>Derrick Henry</b> , 2016-22
1,742	Chris Johnson, 2008-13
1,000	Lorenzo White, 1988-94
910	Mike Rozier, 1985-90
907	Charles Tolar, 1960-66
773	Hoyle Granger, 1966-70, 72

### Season

403	Eddie George, 2000
378	<b>Derrick Henry</b> , 2020
373	Earl Campbell, 1980
368	Earl Campbell, 1979
361	Earl Campbell, 1981

### Game

39	Earl Campbell, vs. Seattle, 10/11/81
38	Earl Campbell, @ Kansas City, 10/12/80
37	Earl Campbell, vs. Cincinnati, 10/4/81

### Game, Opponent

39	Corey Dillon, @ Cincinnati, 12/4/97
34	Rodney Hampton, N.Y. Giants, 11/21/94
33	Le'Veon Bell, Pittsburgh, 11/17/14
32	Greg Pruitt, Cleveland, 12/3/81
32	Tony Collins, @ New England, 11/28/82
32	Melvin Gordon, @ San Diego, 11/6/16

## YARDS GAINED

### Career

10,009	Eddie George, 1996-2003
8,574	Earl Campbell, 1978-84
8,335	<b>Derrick Henry</b> , 2016-22
7,965	Chris Johnson, 2008-13
4,079	Lorenzo White, 1988-94
3,514	Hoyle Granger, 1966-70, 72
3,439	Steve McNair, 1995-05
3,426	Mike Rozier, 1985-90

### Season

2,027	<b>Derrick Henry</b> , 2020
2,006	Chris Johnson, 2009
1,934	Earl Campbell, 1980
1,697	Earl Campbell, 1979
1,540	<b>Derrick Henry</b> , 2019
1,538	<b>Derrick Henry</b> , 2022
1,509	Eddie George, 2000
1,450	Earl Campbell, 1978

### Season, Rookie

1,450	Earl Campbell, 1978
1,368	Eddie George, 1996
1,228	Chris Johnson, 2008
947	Rodney Thomas, 1995
756	Sid Blanks, 1964
652	Rob Carpenter, 1977

### Game

250	<b>Derrick Henry</b> @ Houston, 1/3/21
238	<b>Derrick Henry</b> vs. Jacksonville, 12/6/18
228	Chris Johnson vs. Jacksonville, 11/1/09
219	<b>Derrick Henry</b> @ Houston, 10/30/22
216	Billy Cannon, @ N.Y. Titans, 12/10/61
216	Eddie George, vs. Oakland, 8/31/97
215	<b>Derrick Henry</b> , at Jacksonville, 12/13/20
212	<b>Derrick Henry</b> , vs. Houston, 10/18/20
211	<b>Derrick Henry</b> , @ Houston, 12/29/19
206	Earl Campbell, @ Chicago, 11/16/80

### Game, Opponent

246	Corey Dillon, @ Cincinnati, 12/4/97
-----	-------------------------------------

215	Eric Dickerson, @ L.A. Rams, 12/9/84
204	Le'Veon Bell, Pittsburgh, 11/17/14
201	James Brooks, @ Cincinnati, 12/23/90

### Longest Run

99	<b>Derrick Henry</b> vs. Jacksonville, 12/6/18 (TD)
94	<b>Derrick Henry</b> vs. Houston, 10/18/20 (TD)
94	Chris Johnson vs. N.Y. Jets, 12/17/12 (TD)
91	Chris Johnson vs. Houston, 9/20/09 (TD)
91	Sid Blanks vs. N.Y. Jets, 12/13/64 (TD)
89	Chris Johnson vs. Jacksonville, 11/1/09 (TD)
87	Marcus Mariota vs. Jacksonville, 12/6/15 (TD)
85	Chris Johnson vs. Arizona, 11/29/09 (TD)
83	Chris Johnson @ Buffalo, 10/21/12 (TD)
81	Earl Campbell vs. Miami, 11/20/78 (TD)

### Longest Run, Opponent

97	Lamar Miller, @ Houston, 11/26/18 (TD)
91	Wilbert Montgomery, @ Philadelphia, 12/19/82 (TD)
80	Donald Brown, @ Indianapolis, 12/18/11 (TD)
80	Corey Dillon at Cincinnati, 10/8/2000 (TD)
80	Wray Carlton, vs. Buffalo, 12/5/65 (TD)
79	Bill Mathis, @ N.Y. Jets, 11/21/65

### Most Seasons, 1,000 or More Yards

7	Eddie George, 1996-2000, 2002-03
6	Chris Johnson, 2008-13
5	Earl Campbell, 1978-81, 1983
4	<b>Derrick Henry</b> , 2018-20, 2022
1	Nine players, last by DeMarco Murray in 2016

### Most Consecutive Seasons, 1,000 or More Yards

6	Chris Johnson, 2008-13
5	Eddie George, 1996-2000

## INDIVIDUAL RECORDS: RUSHING

4	Earl Campbell, 1978-81
3	<b>Derrick Henry</b> , 2018-20
2	Eddie George, 2002-03

### Most Games, 200 or More Yards, Season

4	Earl Campbell, 1980
3	<b>Derrick Henry</b> , 2020

### Most Games, 100 or More Yards, Career

39	Earl Campbell, 1978-84
36	Eddie George, 1996-03
35	Chris Johnson, 2008-13
34	<b>Derrick Henry</b> , 2016-22
11	Hoyle Granger, 1966-70, 1972
8	Mike Rozier, 1985-90

### Most Games, 100 or More Yards, Season

12	Chris Johnson, 2009
11	Earl Campbell, 1979
10	Earl Campbell, 1980
10	<b>Derrick Henry</b> , 2020
9	<b>Derrick Henry</b> , 2022
8	Chris Johnson, 2010
8	Eddie George, 1997
7	Hoyle Granger, 1967
7	Earl Campbell, 1978, 1983

### Most Consecutive Games, 100 or More Yards

12	Chris Johnson, 2009-10
7	Earl Campbell, 1979
6	Earl Campbell, 1980
5	Eddie George, 1998
5	<b>Derrick Henry</b> , 2022
5	<b>Derrick Henry</b> , 2021

## AVERAGE GAIN

### Career (Minimum 750 attempts)

4.76	<b>Derrick Henry</b> (2016-22)
4.57	Chris Johnson (2008-13)
4.56	Hoyle Granger (1966-70, 1972)
4.33	Earl Campbell (1978-84)
4.08	Lorenzo White (1988-94)

### Season

5.60	Chris Johnson, 2009
5.36	<b>Derrick Henry</b> , 2020
5.21	Sid Blanks, 1964
5.18	Earl Campbell, 1980
5.14	Gary Brown, 1993
5.08	<b>Derrick Henry</b> , 2019
5.05	Hoyle Granger, 1967

## TOUCHDOWNS

### Career

78	<b>Derrick Henry</b> , 2016-22
73	Earl Campbell, 1978-84
64	Eddie George, 1996-2003
50	Chris Johnson, 2008-13
36	Steve McNair, 1995-2005
29	Lorenzo White, 1988-94
27	Mike Rozier, 1985-90

### Season

19	Earl Campbell, 1979
17	<b>Derrick Henry</b> , 2020
16	<b>Derrick Henry</b> , 2019
15	LenDale White, 2008
14	Eddie George, 2000
14	Chris Johnson, 2009

### Season, Rookie

13	Earl Campbell, 1978
----	---------------------

### Game

4	<b>Derrick Henry</b> , vs. Jacksonville, 12/6/18
4	Earl Campbell, vs. Miami, 11/20/78
4	Lorenzo White, vs. Cleveland, 12/9/90

### Game, Opponent

4	Corey Dillon, @ Cincinnati, 12/4/97
3	12 times, last by Marshall Faulk, @ Ind., 9/4/94

### Most Consecutive Games, Rushing Touchdown

6	Earl Campbell, 9/4/83–10/16/83
5	<b>Derrick Henry</b> , 9/27/20–11/1/20
5	<b>Derrick Henry</b> , 11/3/19–12/8/19
5	Earl Campbell, 9/16/79–10/14/79
5	DeMarco Murray, 10/16/16–11/13/16
4	(Nine times, last by <b>Derrick Henry</b> , 9/19/22-10/9/22)

## INDIVIDUAL RECORDS: PASSING

### Most Seasons Leading Team

10	Warren Moon, 1984-93
9	Dan Pastorini, 1971-79
8	Steve McNair, 1997-2003, 2005

### Most Consecutive Seasons Leading Team

10	Warren Moon, 1984-93
9	Dan Pastorini, 1971-79
7	George Blanda, 1960-66
7	Steve McNair, 1997-2003

## ATTEMPTS

### Career

4,546	Warren Moon, 1984-93
3,871	Steve McNair, 1995-2005
2,784	George Blanda, 1960-66
2,767	Dan Pastorini, 1971-79
1,765	Marcus Mariota, 2015-19
1,623	<b>Ryan Tannehill</b> , 2019-22
1,190	Vince Young, 2006-10
1,081	Kerry Collins, 2006-10
824	Pete Beathard, 1967-69
739	Ken Stabler, 1980-81

### Season

655	Warren Moon, 1991
584	Warren Moon, 1990
531	<b>Ryan Tannehill</b> , 2021
520	Warren Moon, 1993
518	Matt Hasselbeck, 2011
505	George Blanda, 1964
492	Steve McNair, 1998
492	Steve McNair, 2002

### Game

68	George Blanda, @ Buffalo, 11/1/64
60	George Blanda, vs. Oakland, 11/7/65
60	Billy Volek, @ Oakland, 12/19/04

### Game, Opponent

68	Patrick Mahomes, @ Kansas City, 11/6/22
61	Colt McCoy, @ Cleveland, 10/2/11
59	Peyton Manning, @ Denver, 12/8/13
54	Matt Barkley, @ Chicago, 11/27/16
54	Blake Bortles, Jacksonville, 10/27/16
54	Matt Schaub, Houston, 12/19/10
54	Eric Zeier, @ Cleveland, 11/5/95

## COMPLETIONS

### Career

2,632	Warren Moon, 1984-93
2,305	Steve McNair, 1995-2005
1,426	Dan Pastorini, 1971-79
1,347	George Blanda, 1960-66
1,110	Marcus Mariota, 2015-19
1,085	<b>Ryan Tannehill</b> , 2019-22
689	Vince Young, 2006-10
613	Kerry Collins, 2006-10
458	Ken Stabler, 1980-81

### Season

404	Warren Moon, 1991
362	Warren Moon, 1990
357	<b>Ryan Tannehill</b> , 2021
319	Matt Hasselbeck, 2011
315	<b>Ryan Tannehill</b> , 2020
303	Warren Moon, 1993
301	Steve McNair, 2002
293	Ken Stabler, 1980

### Game

41	Warren Moon, vs. Dallas, 11/10/91
40	Billy Volek, @ Oakland, 12/19/04

## INDIVIDUAL RECORDS: PASSING

39	Billy Volek, @ San Diego, 10/3/04
37	George Blanda, @ Buffalo, 11/1/64
36	Ryan Fitzpatrick, vs. Arizona, 12/15/13
36	Warren Moon, vs. Seattle, 11/7/93

### Game, Opponent

43	Patrick Mahomes, @ Kansas City, 11/6/22
40	Colt McCoy, @ Cleveland, 10/2/11
39	Peyton Manning, @ Denver, 12/8/13
37	Peyton Manning, @ Indianapolis, 11/3/02
36	Tim Couch, Cleveland, 9/22/02
36	Peyton Manning, Indianapolis, 10/11/09
36	Drew Brees, New Orleans, 12/11/11
36	Patrick Mahomes, Kansas City, 11/10/19
36	Nick Foles, Chicago, 11/8/20

### Consecutive Completions in a Game (Since 1997)

19	Marcus Mariota, @ Houston, 11/26/18
15	Marcus Mariota, vs. Philadelphia, 9/30/18

### Consecutive Completions to Begin a Game (Since 1997)

19	Marcus Mariota, @ Houston, 11/26/18
10	Marcus Mariota, vs. Green Bay, 11/13/16
10	Steve McNair, @ New England, 9/20/98

## COMPLETION PERCENTAGE

### Career (Minimum 1,500 attempts)

66.9	<b>Ryan Tannehill</b> , 2019-22 (1,085 of 1,623)
62.9	Marcus Mariota, 2015-19 (1,110 of 1,765)
59.5	Steve McNair, 1995-2005 (2,305 of 3,871)
57.9	Warren Moon, 1984-93 (2,632 of 4,546)
51.5	Dan Pastorini, 1971-79 (1,426 of 2,767)
48.4	George Blanda, 1960-66 (1,347 of 2,784)

### Season

70.3	<b>Ryan Tannehill</b> , 2019 (201 of 286)
68.9	Marcus Mariota, 2018 (228 of 331)
67.2	<b>Ryan Tannehill</b> , 2021 (357 of 531)
65.6	Cody Carlson, 1992 (149 of 227)
65.5	<b>Ryan Tannehill</b> , 2020 (315 of 481)
65.2	<b>Ryan Tannehill</b> , 2022 (212 of 325)
64.7	Warren Moon, 1992 (224 of 346)
64.5	Ken Stabler, 1980 (293 of 454)
63.2	Chris Chandler, 1995 (225 of 356)
62.6	Steve McNair, 2000 (248 of 396)

### Game (Min. 20 attempts)

95.7	Marcus Mariota, @ Houston, 11/26/18 (22 of 23)
------	--

88.5	Chris Chandler, @ Cincinnati, 9/24/95 (23 of 26)
85.7	Ken Stabler, vs. Baltimore, 9/21/80 (18 of 21)
82.6	Steve McNair, vs. Indianapolis, 12/8/02 (19 of 23)
82.6	Warren Moon, vs. Miami, 10/1/89 (19 of 23)
82.1	Ken Stabler, @ Cleveland, 9/15/80 (23 of 28)
81.8	Marcus Mariota, vs. Jacksonville, 10/27/16 (18 of 22)
81.5	<b>Ryan Tannehill</b> , @ Green Bay, 10/17/22 (22 of 27)
81.0	<b>Ryan Tannehill</b> , @ Indianapolis, 10/2/22 (17 of 21)
80.0	Chris Chandler, @ Cleveland, 11/5/95 (16 of 20)

## YARDS GAINED

### Career

33,685	Warren Moon, 1984-93
27,141	Steve McNair, 1995-2005
19,149	George Blanda, 1960-66
16,846	Dan Pastorini, 1971-79
13,207	Marcus Mariota, 2015-19
12,831	<b>Ryan Tannehill</b> , 2019-22
8,098	Vince Young, 2006-10
6,804	Kerry Collins, 2006-10
5,190	Ken Stabler, 1980-81
5,128	Pete Beathard, 1967-69

### Season

4,690	Warren Moon, 1991
4,689	Warren Moon, 1990
3,819	<b>Ryan Tannehill</b> , 2020
3,734	<b>Ryan Tannehill</b> , 2021
3,631	Warren Moon, 1989
3,571	Matt Hasselbeck, 2011
3,489	Warren Moon, 1986
3,485	Warren Moon, 1993

### Game

527	Warren Moon, @ Kansas City, 12/16/90
492	Billy Volek, @ Oakland, 12/19/04
464	George Blanda, @ Buffalo, 10/29/61
457	Jacky Lee, @ Boston, 10/13/61
432	Warren Moon, vs. Dallas, 11/10/91

### Game, Opponent

446	Patrick Mahomes, @ Kansas City, 11/6/22
446	Patrick Mahomes, Kansas City, 11/10/19
425	Peyton Manning, @ Indianapolis, 12/5/04
407	Tom Flores, @ Oakland, 12/22/63
406	Tony Romo, @ Dallas, 10/10/10
397	Peyton Manning, @ Denver, 12/8/13
397	Matt Ryan, @ Atlanta, 9/29/19
393	Andrew Luck, @ Indianapolis, 9/28/14
389	Drew Brees, @ New Orleans, 11/8/15
389	Jim McMahon, @ San Diego, 9/17/89

### Most Seasons, 3,000 or More Passing Yards

6	Warren Moon, 1984-93
5	Steve McNair, 1998, 2001-03, 2005
3	George Blanda, 1961, 1963-64

### Most Games, 400 or More Passing Yards, Career

4	Warren Moon, 1984-93
2	Billy Volek, 2000-06
2	George Blanda, 1960-66
1	Ryan Fitzpatrick, 2013
1	Jacky Lee, 1960-63; 1966-67
1	Steve McNair, 1995-2005

### Most Games, 400 or More Passing Yards, Season

2	Billy Volek, 2004
2	George Blanda, 1961
2	Warren Moon, 1991

### Most Games, 300 or More Passing Yards, Career

38	Warren Moon, 1984-93
15	George Blanda, 1960-66
10	Steve McNair, 1995-2005

### Most Games, 300 or More Passing Yards, Season

9	Warren Moon, 1990
6	Warren Moon, 1991

### Most Consecutive Games, 300 or More Passing Yards

4	Warren Moon, 1990
3	George Blanda, 1964
3	Warren Moon, 1985
3	Warren Moon, 1991

### Longest Pass Completion (All TDs)

98	Jacky Lee (to Willard Dewveall), vs. S.D., 11/25/62
95	George Blanda (to Dick Compton), vs. Buffalo, 12/5/65
92	Jacky Lee (to Bill Groman), vs. Denver, 11/20/60

### Longest Pass Completion, Opponent (All TDs)

94	Jack Kemp (to Glenn Bass), Buffalo, 10/11/64
90	John McCormick (to Bob Scarpitto), @ Den 10/17/65

## TOUCHDOWN PASSES

### Career

196	Warren Moon, 1984-93
165	George Blanda, 1960-66
156	Steve McNair, 1995-2005
96	Dan Pastorini, 1971-79
89	<b>Ryan Tannehill</b> , 2019-22

### Season

36	George Blanda, 1961
33	Warren Moon, 1990
33	<b>Ryan Tannehill</b> , 2020
27	George Blanda, 1962
26	Marcus Mariota, 2016
24	Steve McNair, 2003

## INDIVIDUAL RECORDS: PASSING

24	George Blanda, 1963
24	George Blanda, 1960
<b>Game</b>	
7*	George Blanda, vs. N.Y. Titans, 11/19/61
6	George Blanda, vs. N.Y. Titans, 10/14/62
5	Steve McNair, vs. Jacksonville, 12/26/99
5	Warren Moon, at Cincinnati, 10/11/92
5	Warren Moon, at Cleveland, 11/18/90
5	Warren Moon, vs. Cincinnati, 10/14/90
* Tied for NFL record	
<b>Game, Opponent</b>	
6	Tom Flores, @ Oakland, 12/22/63
6	Tom Brady, @ New England, 10/18/09
6	Ryan Fitzpatrick, @ Houston, 11/30/14
5	Joe Namath, @ N.Y. Jets, 9/18/66
5	Craig Morton, @ Dallas, 12/20/70
5	Jim Kelly, Buffalo, 9/24/89
5	Kerry Collins, @ Oakland, 12/19/04
5	Ben Roethlisberger, @ Pittsburgh, 10/9/11
5	Blake Bortles, Jacksonville, 12/6/15
<b>Most Consecutive Games, Touchdown Pass</b>	
23	Steve McNair, 2001-2002
21	Warren Moon, 1990-91
17	Warren Moon, 1992-93
15	George Blanda, 1963-64
14	George Blanda, 1964-65
14	Ryan Tannehill, 2020-21

<b>HAD INTERCEPTED</b>	
<b>Career</b>	
189	George Blanda, 1960-66
166	Warren Moon, 1984-93
139	Dan Pastorini, 1971-79
<b>Season</b>	
42	George Blanda, 1962
28	Ken Stabler, 1980
26	Warren Moon, 1986
<b>Game</b>	
6	George Blanda, @ Buffalo, 9/9/62
6	George Blanda, vs. Denver, 11/14/65
<b>Game, Opponent</b>	
6	Joe Namath, @ N.Y. Jets, 10/15/67
6	Bobby Hebert, Atlanta, 12/5/93
5	Rick Norton, @ Miami, 11/23/69
5	Keith Null, St. Louis, 12/13/09
4	8 times, last by Mark Sanchez, N.Y. Jets, 12/17/12
<b>Most Consecutive Passes Attempted, No INT's</b>	
205	Marcus Mariota, 2018-19
161	Kerry Collins, 2008
159	Jake Locker, 2012-13
154	Billy Joe Tolliver, 1994
<b>Most Attempts, No Interceptions, Game</b>	
56	Warren Moon, vs. Dallas, 11/10/91

61.0	Dan Pastorini, 1971-79
<b>Season (minimum 14 att. per team game)</b>	
117.5	Ryan Tannehill, 2019
106.5	Ryan Tannehill, 2020
100.4	Steve McNair, 2003
96.8	Warren Moon, 1990
95.6	Marcus Mariota, 2016
94.6	Ryan Tannehill, 2022
92.3	Marcus Mariota, 2018
91.5	Marcus Mariota, 2015
91.3	George Blanda, 1961
90.2	Steve McNair, 2001
<b>Game (minimum 20 attempts)</b>	
158.3	Chris Chandler, @ Cincinnati, 9/24/95
149.8	Marcus Mariota, vs. Green Bay, 11/13/16
148.1	Marcus Mariota, vs. Jacksonville, 10/27/16
147.7	Marcus Mariota, @ Houston, 11/26/18
146.8	Steve McNair, vs. Houston, 10/12/03
146.1	Warren Moon, @ Cleveland, 11/18/90
145.8	Ryan Tannehill, vs. Detroit, 12/20/20
145.7	Ryan Tannehill, vs. Jacksonville, 9/20/20
145.1	Warren Moon, vs. Buffalo, 11/26/90
143.1	Chris Chandler, vs. Denver, 11/26/95

## PASSER RATING

<b>Career (minimum 1,500 attempts)</b>	
100.5	Ryan Tannehill, 2019-22
89.6	Marcus Mariota, 2015-19
83.3	Steve McNair, 1995-05
80.4	Warren Moon, 1984-93
62.5	George Blanda, 1960-66

## INDIVIDUAL RECORDS: PASS RECEIVING

### RECEPTIONS

<b>Most Seasons Leading Team</b>	
7	Ken Burrough, 1971-81
5	Haywood Jeffires, 1987-95
5	Frank Wycheck, 1996-2000
<b>Most Consecutive Seasons Leading Team</b>	
6	Ken Burrough, 1974-79
5	Frank Wycheck, 1996-2000
4	Delanie Walker, 2014-2017
4	Charlie Hennigan, 1961-64
4	Derrick Mason, 2001-04
3	A.J. Brown, 2019-21
3	Alvin Reed, 1968-70
<b>Career</b>	
542	Ernest Givins, 1986-94
515	Haywood Jeffires, 1987-95
482	Frank Wycheck, 1995-2002
480	Drew Hill, 1985-91
453	Derrick Mason, 1997-2004
410	Charlie Hennigan, 1960-66
408	Ken Burrough, 1971-81
<b>Season</b>	
101	Charlie Hennigan, 1964
100	Haywood Jeffires, 1991
96	Derrick Mason, 2004
95	Derrick Mason, 2003
94	Delanie Walker, 2015
94	Kendall Wright, 2013
90	Drew Hill, 1991
90	Haywood Jeffires, 1992
<b>Game</b>	
13	Charlie Hennigan, @ Boston, 10/13/61
13	Haywood Jeffires, @ N.Y. Jets, 10/13/91
13	Drew Bennett, @ Oakland, 12/19/04
12	Sid Blanks, @ San Diego, 9/12/64
12	Charlie Hennigan, @ Buffalo, 11/1/64
12	Charlie Hennigan, vs. Boston, 11/29/64
12	Derrick Mason, vs. Baltimore, 11/12/01
12	Derrick Mason, @ NYG, 12/1/02
12	Derrick Mason, @ San Diego, 10/3/04
12	Drew Bennett, vs. KC, 12/13/04
12	Kendall Wright, vs. Arizona, 12/15/13
<b>Game, Opponent</b>	
14	Courtney Hawkins, @ Pittsburgh, 11/1/98
13	Priest Holmes, @ Baltimore, 10/11/98

## INDIVIDUAL RECORDS: PASS RECEIVING

12	Cris Carter, @ Minnesota, 10/8/95
12	Brian Westbrook, @ Philadelphia, 11/19/06
12	Chad Johnson, @ Cincinnati, 11/25/07
12	Reggie Wayne, @ Indianapolis, 12/30/07
12	Jordy Nelson, @ Green Bay, 11/13/16
12	Michael Thomas, New Orleans, 12/22/19
12	Stefon Diggs, @ Buffalo, 9/19/22

### Most Consecutive Games, Pass Reception

99	Frank Wycheck, 1996-2002
83	Delanie Walker, 2013-19
82	Ernest Givins, 1988-93
82	Charlie Hennigan, 1960-66
80	Ken Burrough, 1971-78
76	Drew Hill, 1986-91
71	Nate Washington, 2009-13
63	Kendall Wright, 2012-16
58	Bob McLeod, 1961-66
55	Charley Frazier, 1962-68

### Most Seasons, 50 or More Pass Receptions

8	Ernest Givins, 1986-93
6	Drew Hill, 1985-86, 1988-91
6	Haywood Jeffires, 1990-95
6	Frank Wycheck, 1996-2001
5	Delanie Walker, 2013-17
5	Derrick Mason, 2000-04
4	Charlie Hennigan, 1961-64
3	A.J. Brown, 2019-21
3	Curtis Duncan, 1990-92
3	Kendall Wright, 2012-14

## YARDS

### Career

7,935	Ernest Givins, 1986-94
7,477	Drew Hill, 1985-91
6,907	Ken Burrough, 1971-81
6,823	Charlie Hennigan, 1960-66
6,119	Haywood Jeffires, 1987-95

### Season

1,746	Charlie Hennigan, 1961
1,561	Charlie Hennigan, 1964

### Game

272	Charlie Hennigan, @ Boston, 10/13/61
245	Haywood Jeffires, @ Kansas City, 12/16/90
233	Drew Bennett, vs. Kansas City, 12/13/04
232	Charlie Hennigan, @ Buffalo, 10/29/61
225	Kenny Britt, vs. Philadelphia, 10/24/10
210	Drew Hill, @ Indianapolis, 12/22/85

### Game, Opponent

247	Art Powell, @ Oakland, 12/22/63
238	DeAndre Hopkins, @ Houston, 11/30/14
212	Don Maynard, @ N.Y. Jets, 10/20/69

210	Bake Turner, N.Y. Jets, 11/10/63
-----	----------------------------------

### Longest Pass Reception (All TDs)

98	Willard Dewveall, vs. San Diego, 11/25/62
95	Dick Compton, vs. Buffalo, 12/5/65
92	Bill Groman, vs. Denver, 11/20/60

### Longest Pass Reception, Opponent (All TDs)

94	Glenn Bass, Buffalo, 10/11/64
90	Bob Scarpitto, @ Denver 10/17/65
86	Warrick Dunn, @ Atlanta, 11/23/03

### Most Seasons, 1,000 or More Yards Pass Receiving, Career

4	Derrick Mason, 2001-04
3	Charlie Hennigan, 1960-66
3	Drew Hill, 1985-91

### Most Cons. Seasons, 1,000 or More Yards Pass Rec., Career

4	Derrick Mason, 2001-04
2	A.J. Brown, 2019-20
2	Charlie Hennigan, 1963-64
2	Tim Smith, 1983-84

### Most Games, 100 or More Yards Pass Receiving, Career

26	Charlie Hennigan, 1960-66
24	Drew Hill, 1985-91
18	Ernest Givins, 1986-94

### Most Games, 100 or More Yards Pass Receiving, Season

9	Charlie Hennigan, 1964
---	------------------------

## TOUCHDOWNS

### Career

51	Charlie Hennigan, 1960-66
47	Ken Burrough, 1971-81
47	Drew Hill, 1985-91
47	Haywood Jeffires, 1987-95
46	Ernest Givins, 1986-94

### Season

17	Bill Groman, 1961
12	Bill Groman, 1960
12	Charlie Hennigan, 1961
12	Charles Frazier, 1966

### Game

3	17 times, last by Kenny Britt, vs. Philadelphia, 10/24/10
---	---

### Game, Opponent

4	Art Powell, @ Oakland, 12/22/63
4	Bob Hayes, @ Dallas, 12/20/70
3	13 times, last by Stefon Diggs, @ Buffalo, 9/19/22

### Most Consecutive Games Catching TD Pass

8	Bill Groman, 10/1/1961–11/19/1961
6	Bill Groman, 10/16/1960–11/25/1960
5	A.J. Brown, 10/13/2020–11/8/2020
5	Kenny Britt, 9/26/2010–10/24/2010
5	Chris Sanders, 11/12/1995–12/10/1995

5	Ken Burrough, 11/6/1977–12/4/1977
4	Kenny Britt, 12/26/2010–9/18/2011
4	Justin McCareins, 11/9/2003–12/1/2003
4	Kevin Dyson, 11/4/2001–11/25/2001
4	Willie Davis, 9/1/1996–09/29/1996
4	Curtis Duncan, 10/25/1987–11/15/1987
4	Dave Casper, 9/19/1982–12/5/1982
4	Charlie Hennigan, 11/19/1961–12/10/1961

## RECEIVING AVERAGE

### Career (minimum 200 receptions)

16.9	Ken Burrough, 1971-81
16.6	Charlie Hennigan, 1960-66
15.6	Drew Hill, 1985-91
15.1	Tim Smith, 1980-86
15.0	Nate Washington, 2009-14
14.8	Drew Bennett, 2001-06
14.6	Ernest Givins, 1986-94
13.8	Corey Davis, 2017-20
13.5	Derrick Mason, 1997-04

### Season (minimum 32 receptions per 16 games)

23.5	Chris Sanders, 1995
23.5	Bill Groman, 1961
22.0	Charlie Joiner, 1971
21.3	Charlie Hennigan, 1961
20.5	Bill Groman, 1960
20.2	A.J. Brown, 2019
20.2	Drew Hill, 1987
20.1	Ken Burrough, 1975
19.8	Charley Frazier, 1966

### Game (minimum 3 receptions)

60.7	Bill Groman, vs. Den, 11/20/60 (3 rec.)
46.3	Willard Dewveall, at SD, 11/25/62 (3 rec.)
44.7	Bill Groman, vs. Den, 11/05/61 (3 rec.)
42.0	Ernest Givins, at Cle, 11/22/87 (3 rec.)
41.3	Drew Bennett, at Ind, 12/05/04 (3 rec.)
40.7	Derrick Mason, vs. Cle, 12/02/01 (3 rec.)
40.0	Butch Woolfolk, vs. Mia, 09/08/85 (3 rec.)



## INDIVIDUAL RECORDS: PUNTING

## PUNTS

## Career

923	Brett Kern, 2009-21
861	Craig Hentrich, 1998-09
522	Jim Norton, 1960-68
431	Cliff Parsley, 1977-82
316	Dan Pastorini, 1971-79
310	Greg Montgomery, 1988-93

## Season

96	Rich Camarillo, 1994
93	Cliff Parsley, 1979
91	Cliff Parsley, 1978
90	<b>Ryan Stonehouse</b> , 2022
90	Craig Hentrich, 1999

## Game

11	Rich Camarillo, vs. Pittsburgh, 11/6/94
11	Rich Camarillo, @ Pittsburgh, 12/3/95
10	10 times, last by Brett Kern, at Miami, 10/8/17

## Game, Opponent

11	Wayne Crow, @ Oakland, 9/11/60
11	Bob Parsons, Chicago, 11/6/77
11	Mark Royals, Pittsburgh, 11/6/94
10	7 times, last by Donnie Jones, Houston, 12/2/12

## Longest Punt

79	Brett Kern, vs. Indianapolis, 12/28/14
79	Jim Norton, vs. Kansas City, 11/22/64
78	Craig Hentrich, @ Pittsburgh, 1/2/2000
77	Greg Montgomery, @ San Diego, 9/19/93

## Longest Punt, Opponent

78	Paul Maguire, @Buffalo, 9/21/69
78	Marv Bateman, @Buffalo, 9/19/76
74	Chris Hanson, Jacksonville, 11/20/05

## AVERAGE GROSS YARDS

## Career (minimum 250 attempts)

45.9	Brett Kern, 2009-21
43.6	Greg Montgomery, 1988-93

42.9	Craig Hentrich, 1998-2009
42.1	Jim Norton, 1960-68

## Season

53.1*	<b>Ryan Stonehouse</b> , 2022
49.7	Brett Kern, 2017
47.6	Brett Kern, 2012
47.4	Brett Kern, 2015
47.2	Craig Hentrich, 1998
47.1	Brett Kern, 2019
47.1	Brett Kern, 2018
46.9	Greg Montgomery, 1992
46.8	Brett Kern, 2014
45.8	Brett Kern, 2020

\* Denotes NFL Record

## Game (4 punts)

60.5	Brett Kern, vs. Pittsburgh, 10/25/20
59.2	Greg Montgomery vs. Buffalo, 12/27/92
57.6	Greg Montgomery @ San Diego, 9/19/93
57.5	Craig Hentrich vs. Jacksonville, 11/4/01
57.3	<b>Ryan Stonehouse</b> @ Philadelphia, 12/4/22
57.0	<b>Ryan Stonehouse</b> , vs. N.Y. Giants, 9/11/22
56.8	Brett Kern vs. Seattle, 9/24/17
56.5	Brett Kern vs. Cincinnati, 11/12/17
56.0	<b>Ryan Stonehouse</b> , @ L.A. Chargers, 12/18/22
55.5	<b>Ryan Stonehouse</b> , @ Buffalo, 9/19/22

## Game, Opponent (4 punts)

58.3	Rohn Stark, @ Indianapolis, 9/13/92
55.4	Brad Maynard, vs. N.Y. Giants, 10/1/00
55.3	Dave Jennings, @ N.Y. Giants, 12/5/82
55.1	Paul Maguire, @ Buffalo, 9/21/69
55.0	Lee Johnson, vs. Cincinnati, 10/24/93
55.0	Chris Jones, vs. Dallas, 9/14/14

AVERAGE NET YARDS  
(SINCE 1976)

## Career (minimum 250 attempts)

40.8	Brett Kern, 2009-21
37.2	Craig Hentrich, 1998-09

36.6	Greg Montgomery, 1988-93
32.3	Cliff Parsley, 1977-82

## Season (minimum 40 attempts per 16 games)

44.6	Brett Kern, 2017
44.0	<b>Ryan Stonehouse</b> , 2022
43.1	Brett Kern, 2019
41.7	Brett Kern, 2018
40.8	Brett Kern, 2014
40.4	Brett Kern, 2021
40.4	Brett Kern, 2012
40.3	Brett Kern, 2015
39.7	Brett Kern, 2013
39.4	Brett Kern, 2011
39.2	Craig Hentrich, 1998
39.1	Greg Montgomery, 1993

## Game (minimum 4 punts)

50.2	Brett Kern @ Miami, 10/8/17
49.8	Brett Kern vs. Kansas City, 11/10/19
49.8	Greg Montgomery vs. San Diego, 9/19/93
49.4	Greg Montgomery vs. Buffalo, 12/27/92
49.2	Brett Kern vs. Buffalo, 10/6/19
49.0	Brett Kern @ Jacksonville, 11/25/12
48.8	Brett Kern @ Baltimore, 11/9/14
48.7	Brett Kern vs. Houston, 10/26/14
48.6	Brett Kern @ San Diego, 9/16/12
48.5	Craig Hentrich vs. Jacksonville, 11/4/01

## Game, Opponent (minimum 4 punts)

59.5	Rohn Stark, @ Indianapolis, 9/13/92
50.5	Logan Cooke, @ Jacksonville, 1/7/23
50.0	Pat McAfee, vs. Indianapolis, 9/27/15
49.8	Pat McAfee, @ Indianapolis, 12/9/12
49.5	Shane Lechler, vs. Oakland, 9/12/10
49.4	Matt Haack, @ Miami, 10/8/17
49.3	Josh Miller, vs. Pittsburgh, 11/21/99
49.0	Kevin Huber, @ Cincinnati, 9/21/14
48.0	Ben Graham, vs. Arizona, 11/29/09
48.0	Brian Hansen, vs. N.Y. Jets, 12/24/94

## INDIVIDUAL RECORDS: PUNT RETURNS

## Most Seasons Leading Team

5	Carl Roaches, 1980-84
5	Derrick Mason, 1998-2001, 2004
4	Billy Johnson, 1974-80
4	Bobby Jancik, 1962-67

## Most Consecutive Seasons Leading Team

5	Carl Roaches, 1980-84
4	Billy Johnson, 1974-80
4	Bobby Jancik, 1962-67

4	Derrick Mason, 1998-2001
---	--------------------------

## PUNT RETURNS

## Career

182	Derrick Mason, 1997-2004
155	Billy Johnson, 1974-80
151	Carl Roaches, 1980-84
104	Willie Drewrey, 1985-88, 1993

102	Marc Mariani, 2010-11, 2016
-----	-----------------------------

## Season

51	Derrick Mason, 2000
47	Carl Roaches, 1980
46	Marc Mariani, 2011
41	Willie Drewrey, 1993
40	Billy Johnson, 1975
39	Carl Roaches, 1981
38	Billy Johnson, 1976

## INDIVIDUAL RECORDS: PUNT RETURNS

Game	
8	Pacman Jones, @ Miami, 12/24/05
7	Billy Johnson, vs. Tampa Bay, 9/12/76
7	Willie Drewrey, vs. Indianapolis, 11/23/86

Game, Opponent	
7	Mike Fuller, San Diego, 12/17/78
7	Ron Fellows, Dallas, 12/13/82
7	Eric Metcalf, Cleveland, 11/8/92
6	6 times, last by Travis Benjamin, @ Cleveland, 9/20/15

### YARDS GAINED

Career	
2,040	Billy Johnson, 1974-80
1,590	Derrick Mason, 1997-2004
1,095	Carl Roaches, 1980-84
1,054	Marc Mariani, 2010-11, 2016
771	Willie Drewrey, 1985-88, 1993

Season	
662	Derrick Mason, 2000
612	Billy Johnson, 1975
539	Billy Johnson, 1977

Game	
160	Darius Reynaud, vs. Jacksonville, 12/30/12
127	Billy Johnson, vs. Cincinnati, 10/5/75
117	Derrick Mason, vs. Cleveland, 11/19/2000
113	Billy Johnson, @ San Francisco, 12/7/75
110	Billy Johnson, vs. Cleveland, 10/16/77
104	Billy Johnson, @ Cleveland, 9/22/74

104	Carl Roaches, @ Cincinnati, 9/28/80
103	Billy Johnson, vs. N.Y. Jets, 9/18/77
103	Marc Mariani, @ Carolina, 11/13/11
101	Pacman Jones, vs. New England, 12/31/06

#### Game, Opponent

161	Pete Athas, New Orleans, 10/3/76
154	Travis Benjamin, @ Cleveland, 9/20/15
133	Bruce Taylor, San Francisco, 11/15/70
126	Billy Johnson, Boston, 11/5/67
105	Britain Covey, @ Philadelphia, 12/4/22
105	Dennis Northcutt, Cleveland, 9/22/02
102	R.W. McQuarters, Chicago, 11/14/04
100	Jon Stagers, Green Bay, 11/19/72

#### Longest Punt Return (All TDs)

90	Pacman Jones, @ Philadelphia, 11/19/06
87	Billy Johnson, vs. Cleveland, 10/16/77
87	Marc Mariani, vs. Washington, 11/21/10
83	Billy Johnson, vs. Miami, 11/16/75

#### Longest Return, Opponent (All TDs)

93	Bill Baird, N.Y. Jets, 11/10/63
85	Jon Stagers, Green Bay, 11/19/72
83	Phillip Buchanan, @ Oakland, 9/29/02
82	Keith Moody, Buffalo, 10/15/78
82	Corey Sawyer, Cincinnati, 9/25/94

### YARDAGE AVERAGE

Career	
13.2	Billy Johnson, 1974-80

Season	
15.4	Billy Johnson, 1977

### TOUCHDOWNS

Career	
5	Billy Johnson, 1974-80
4	Pacman Jones, 2005-06

Season	
3	Billy Johnson, 1975
3	Pacman Jones, 2006

Game	
2	Darius Reynaud, vs. Jacksonville (69 and 81 yards), 12/30/12
1	19 times, last by Tommie Campbell (65 yds), vs. Detroit, 9/23/12

Game, Opponent	
1	15 times, last by Jakeem Grant (74 yds), @ Miami, 10/9/16

## INDIVIDUAL RECORDS: KICKOFF RETURNS

### KICKOFF RETURNS

#### Most Seasons Leading Team

4	Billy Jancik, 1962-67
4	Billy Johnson, 1974-80
4	Carl Roaches, 1980-84

#### Most Consecutive Seasons Leading Team

4	Billy Johnson, 1974-77
---	------------------------

#### Career

158	Bobby Jancik, 1962-67
156	Derrick Mason, 1997-2004
150	Carl Roaches, 1980-84
121	Billy Johnson, 1974-80
118	Marc Mariani, 2010-11, 2016
111	Mel Gray, 1995-97

#### Season

60	Marc Mariani, 2010
53	Darius Reynaud, 2012

53	Mel Gray, 1995
50	Mel Gray, 1996
50	Bobby Wade, 2006
45	Bobby Jancik, 1963
43	Pacman Jones, 2005
42	Mike Archie, 1998
42	Derrick Mason, 2000

#### Game

8	Bobby Jancik, vs. Boston, 12/8/63
8	Bobby Jancik, @ Oakland, 12/22/63
8	Jason McAddley, vs. Denver, 12/25/04

#### Game, Opponent

8	Brian Baschnagel, Chicago, 11/6/77
8	Antonio Chatman, @ Green Bay, 12/12/04
7	Bo Roberson, @ Oakland, 12/22/63
7	Glyn Milburn, Denver, 11/26/95
7	David Dunn, @ Cincinnati, 9/24/95
7	Aveion Cason, @ Detroit, 11/27/08

7	Deji Karim, @ Jacksonville, 10/18/10
7	Michael Walker, vs. Jacksonville, 11/24/19

### YARDS GAINED

#### Career

4,185	Bobby Jancik, 1962-67
3,496	Derrick Mason, 1997-2004
3,276	Carl Roaches, 1980-84
2,902	Billy Johnson, 1974-80
2,838	Marc Mariani, 2010-11, 2016
2,592	Mel Gray, 1995-97

#### Season

1,530	Marc Mariani, 2010
1,317	Bobby Jancik, 1963
1,240	Darius Reynaud, 2012
1,224	Mel Gray, 1996
1,194	Bobby Wade, 2006

## INDIVIDUAL RECORDS: KICKOFF RETURNS

1,183 Mel Gray, 1995  
 1,132 Derrick Mason, 2000  
 1,127 Pacman Jones, 2005

### Game

240 Bobby Jancik, @ Oakland, 12/22/63  
 221 Bobby Jancik, vs. Boston, 12/8/63  
 209 Leon Washington, @ Denver, 12/8/13

### Game, Opponent

185 Brian Baschnagel, Chicago, 11/6/77  
 178 Glyn Milburn, Denver, 11/26/95  
 168 Deji Karim, @ Jacksonville, 10/18/10  
 167 LaRod Stephens-Howling, Arizona, 11/29/09

### Longest Kickoff Return (All TDs)

105 Darius Reynaud, vs. Detroit, 9/23/12  
 104 Ken Hall, @ N.Y. Titans, 10/23/60  
 103 Bob Gresham, @ Cincinnati, 9/23/73  
 101 Derrick Mason, @ Cincinnati, 11/18/01  
 100 Marc Mariani (16 yards) & Tommie Campbell (84 yards), vs. Tampa Bay, 11/27/11  
 98 Marc Mariani, vs. Denver, 10/3/10  
 97 Carl Roaches, vs. Pittsburgh, 9/18/83  
 96 Carl Roaches, vs. Cincinnati, 10/4/81

### Longest Kickoff Return, Opponent (All TDs)

107 Josh Huff, @ Philadelphia, 11/23/14  
 102 Jakeem Grant, @ Miami, 9/9/18  
 101 Eric Metcalf, Cleveland, 12/9/90  
 100 Art Baker, @ Buffalo, 9/9/62  
 100 Goldie Sellers, @ Denver, 10/2/66  
 99 Tremain Mack, @ Cincinnati, 11/14/99  
 99 LaRod Stephens-Howling, Arizona, 11/29/09  
 98 Alvis Whitted, Jacksonville, 12/26/99  
 97 Marc Logan, Miami, 10/1/89

## AVERAGE YARDAGE

### Career (75 returns)

26.5 Bobby Jancik, 1962-67  
 24.1 Marc Mariani, 2010-11, 2016  
 24.0 Billy Johnson, 1974-80  
 23.4 Mel Gray, 1995-97  
 22.4 Derrick Mason, 1997-2004  
 21.8 Carl Roaches, 1980-84

### Season

31.7 Darius Jennings, 2018  
 31.3 Ken Hall, 1960  
 30.3 Bobby Jancik, 1962

## TOUCHDOWNS

### Career

2 Billy Johnson, 1974-80  
 2 Carl Roaches, 1980-84

### Season

1 18 times, last by A.J. Brown, 2020

### Game

1 18 times, last by A.J. Brown, @ Indianapolis, 11/29/20

### Game, Opponent

1 13 times, last by Jakeem Grant, @ Miami, 9/9/18

## INDIVIDUAL RECORDS: COMBINED YARDS

### Combined Yards = Rushing + Receiving + Interception Returns + Kickoff Returns + Punt Returns + Fumble Returns

### Career

12,153 Eddie George, 1996-03 (10,009 rushing, 2,144 receiving)  
 11,202 Derrick Mason, 1997-2004 (6,114 rec., 3,496 KO returns, 1,590 PR, 2 rushing)  
 9,985 Chris Johnson, 2008-2013 (7,966 rushing, 2,003 receiving, 17 KO returns)  
 9,579 **Derrick Henry**, 2016-22 (8,335 rushing, 1,244 receiving)  
 9,292 Earl Campbell, 1978-84 (8,574 rushing, 718 receiving)

8,704 Ernest Givins, 1986-94 (7,935 receiving, 397 PR, 345 rushing, 27 KO returns)  
 7,500 Drew Hill, 1985-91 (1 rushing, 7,477 receiving, 22 KO returns)  
 7,421 Ken Burrough, 1971-81 (6,907 receiving, 455 KO returns, 59 rushing)

### Season

2,690 Derrick Mason, 2000 (1 rushing, 895 receiving, 1,132 kickoff returns, 662 punt returns)  
 2,509 Chris Johnson, 2009 (2,006 rushing, 503 receiving)  
 2,141 **Derrick Henry**, 2020 (2,027 rushing, 114 receiving)

2,043 Billy Cannon, 1961, (948 rushing, 586 receiving, 70 punt returns, 439 kickoff returns)  
 2,004 Derrick Mason, 2001, (1,128 receiving, 748 kick returns, 128 punt returns)  
 1,981 Earl Campbell, 1980, (1,934 rushing, 47 rec. )  
 1,962 Eddie George, 2000 (1,509 rushing, 453 rec.)

### Game

373 Billy Cannon, @ N.Y. Titans, 12/10/61

## INDIVIDUAL RECORDS: YARDS FROM SCRIMMAGE

### Scrimmage Yards = Rushing + Receiving

#### Career

12,153	Eddie George, 1996-2003 (10,009 rushing, 2,144 receiving)
9,968	Chris Johnson, 2008-2013 (7,966 rushing, 2,003 receiving)
9,579	<b>Derrick Henry</b> , 2016-22 (8,335 rushing, 1,244 receiving)
9,292	Earl Campbell, 1978-1984 (8,574 rushing, 718 receiving)
8,280	Ernest Givins, 1986-1994 (345 rushing, 7,935 receiving)
7,478	Drew Hill, 1985-1991 (1 rushing, 7,477 receiving)

#### Season

*2,509	Chris Johnson, 2009 (2,006 rushing, 503 receiving)
2,141	<b>Derrick Henry</b> , 2020 (2,027 rushing, 114 receiving)
1,981	Earl Campbell, 1980 (1,934 rushing, 47 receiving)
1,962	Eddie George, 2000 (1,509 rushing, 453 receiving)
1,936	<b>Derrick Henry</b> , 2022 (1,538 rushing, 398 receiving)

\* Denotes NFL Record

#### Game

330	Billy Cannon, @ N.Y. Titans, 12/10/61
284	Chris Johnson, vs. Houston, 9/20/09
272	Charlie Hennigan, @ Boston, 10/13/61
264	<b>Derrick Henry</b> , at Houston, 1/3/21
250	<b>Derrick Henry</b> , vs. Houston, 10/18/20
249	Eddie George, vs. Oakland, 12/9/99
245	Haywood Jeffires, @ Kansas City, 12/16/90
239	Chris Johnson, vs. Jacksonville, 11/1/09
238	<b>Derrick Henry</b> , vs. Jacksonville, 12/6/18
237	<b>Derrick Henry</b> , at Seattle, 9/19/21

## INDIVIDUAL RECORDS: INTERCEPTIONS

### Most Seasons Leading Team

5	Darryll Lewis, 1991-98
5	<b>Kevin Byard</b> , 2017-19, 2021-22
4	Michael Griffin, 2008, 2010-12
4	Samari Rolle, 1998-04
3	Jason McCourty, 2011-12, 2014
3	Jim Norton, 1960-68

### Most Consecutive Seasons Leading Team

5	Darryll Lewis, 1994-98
---	------------------------

#### Career

45	Jim Norton, 1960-68
31	Cris Dishman, 1988-96
30	Freddy Glick, 1961-66
27	<b>Kevin Byard</b> , 2016-22
27	Tony Banfield, 1960-65
27	W.K. Hicks, 1964-69
27	Darryll Lewis, 1991-98
26	Mike Reinfeldt, 1976-83
25	Ken Houston, 1967-72
25	Michael Griffin, 2007-15
24	Zeke Moore, 1967-77
23	Willie Alexander, 1971-79
23	Samari Rolle, 1998-2004

#### Season

12	Freddy Glick, 1963
12	Mike Reinfeldt, 1979
10	Miller Farr, 1967

#### Game

3	Nine players, last by <b>Kevin Byard</b> , @ Cleveland, 10/22/17
---	--

#### Game, Opponent

4	Bobby Hunt, @ Kansas City, 10/4/64
3	Eight times, last by Glover Quin, @ Houston, 11/28/10

#### Consecutive Games Intercepted By

5	Pete Jaquess, 1964
4	Freddy Glick, 1963
4	Jim Norton, 1967
4	Miller Farr, 1967
4	Cris Dishman, 1991, 1993
4	Bo Orlando, 1991
4	Michael Griffin, 2010

## YARDS GAINED

#### Career

650	Ken Houston, 1967-72
592	Jim Norton, 1960-68
540	Darryll Lewis, 1991-98
457	W.K. Hicks, 1964-69

#### Season

264	Miller Farr, 1967
220	Ken Houston, 1971
205	Mike Reinfeldt, 1979

#### Game

128	Miller Farr, @ N.Y. Jets, 10/15/67
115	Michael Griffin, vs. Pittsburgh, 12/21/08
109	Zach Brown, vs. Jacksonville, 12/30/12

#### Game, Opponent

177	Charlie McNeil, @ San Diego, 9/24/61
108	Bobby Hunt, @ Kansas City, 10/4/64
100	Rod Woodson, @ Oakland, 9/29/02

#### Longest Interception Return (All TDs)

99	Cortland Finnegan, vs. Houston, 9/21/08
98	Pete Jaquess, @ Oakland, 9/19/64
98	Darryll Lewis, @ Chicago, 10/22/95
97	Jordan Babineaux, @ Cleveland, 10/2/11
95	Willie Alexander, @ Green Bay, 9/25/77

#### Longest Interception Return, Opponent

98	Bob Suci, @ Boston, 11/1/63 (TD)
95	Marlon McCree, @ Houston, 12/21/03 (TD)
91	Booker Edgerson, @ Buffalo, 11/1/64 (TD)
86	Glen Edwards, Pittsburgh, 9/30/73 (TD)
86	Whitney Mercilus, Houston, 12/15/19

85	Adam Archuleta, @ St. Louis, 9/25/05 (TD)
82	Rod Woodson, @ Oakland, 9/29/02 (TD)
82	Kamu Grugier-Hill, Houston, 11/21/21

## TOUCHDOWNS

#### Career

9	Ken Houston, 1967-72
5	Miller Farr, 1967-69
5	Darryll Lewis, 1991-98

#### Season

4	Ken Houston, 1971
---	-------------------

#### Game

2	Zach Brown, vs. Jacksonville, 12/30/12
2	Miller Farr, vs. Buffalo, 12/7/68
2	Ken Houston, vs. San Diego, 12/19/71

#### Game, Opponent

2	Lemar Parrish, Cincinnati, 12/17/72
1	many times, last by Matt Milano, at Buffalo, 9/19/22

## INDIVIDUAL RECORDS: SACKS

### Career

105.0	Elvin Bethea, 1968-83
74.5	Ray Childress, 1985-95
66.0	Jesse Baker, 1979-87

### Season

17.0	Elvin Bethea, 1973
15.5	Jesse Baker, 1979
15.0	William Fuller, 1991
14.5	Jevon Kearse, 1999

### Game

4.0	Ed Hussmann, vs. Dallas, 11/4/62
4.0	Ed Hussmann, vs. N.Y. Jets, 11/14/62
4.0	Elvin Bethea, @ San Diego, 10/17/76
4.0	Jesse Baker, vs. Kansas City, 9/16/79
4.0	William Fuller, vs. Pittsburgh, 11/28/93

3.5	Jason Jones, vs. Pittsburgh, 12/21/08
3.0	35 times, last by <b>Jeffery Simmons</b> , at L.A. Rams, 11/7/21

### Consecutive Games, One or More Sacks

8	Curley Culp, 1974-75
8	Jevon Kearse, 1999
7	Sean Jones, 1990
6	Jesse Baker, 1979
6	Jesse Baker, 1981-82
6	Jevon Kearse, 2003
5	<b>Harold Landry III</b> , 2021
5	<b>Harold Landry III</b> , 2019
5	Brian Orakpo, 2016
5	Sean Jones, 1992
5	William Fuller, 1991

### Most Games with Two or More Sacks, Career

26	Elvin Bethea, 1968-83
13	Jesse Baker, 1979-87

13	Ray Childress, 1985-95
12	Sean Jones, 1988-93
10	Jevon Kearse, 1999-2003

## INDIVIDUAL RECORDS: FUMBLE RETURNS

### Opponents' Fumble Returned for TD's, Career

4	Keith Bulluck, 2000-09
3	Doug Cline, 1960-66
3	Marcus Robertson, 1991-2000
2	Johnny Peacock, 1969-70
2	Robert Lyles, 1984-90
2	Ray Childress, 1985-95
2	Cris Dishman, 1988-96
2	Antwan Odom, 2004-07
2	Jason McCourty, 2009-16
2	Wesley Woodyard, 2014-19

### Opponents' Fumble Returned for TD's, Season

2	Doug Cline, 1961
2	Marcus Robertson, 1997

2	Antwan Odom, 2005
---	-------------------

### Opponents' Fumble Returned for TD's, Game

1	60 times, last by <b>Kevin Byard</b> at Jacksonville, 10/10/21
---	--

### Longest Fumble Return (All TDs)

96	C.L. Whittington, @ New Orleans, 10/3/76
93	Robert Lyles, @ Cincinnati, 10/19/86
92	Cortland Finnegan, vs. Jacksonville, 12/17/06

## INDIVIDUAL RECORDS: BLOCKED KICKS

### Blocked Punts Returned for Touchdowns, Career

2	Cris Dishman, 1988-96
---	-----------------------

### Blocked Punts Returned for Touchdowns, Game

1	13 times, last by Jason McCourty, vs. Indianapolis, 10/30/11
---	--

### Blocked Field Goals Returned for Touchdowns, Game

1	Mark Johnston, 62 yards (11/26/61 vs. Denver)
---	---

1	Tony Banfield, 50 yards (12/9/62 vs. Oak.)
1	Ken Houston, 71 yards (10/15/67 @ N.Y. Jets)
1	Donald Mitchell, 69 yards (10/21/01 @ Detroit)
1	Tye Smith, 63 yards (12/1/19 @ Indianapolis)

### Blocked Field Goal, Last Time

1	<b>Denico Autry</b> , vs. Miami, 1/2/22
---	---

### Blocked Punt, Last time

1	Tim Shaw vs. Pittsburgh, 10/11/12
---	-----------------------------------

## TEAM RECORDS: GAMES WON & LOST

### GAMES WON

**Most Consecutive Games Won**

13 (Dec. 16, 2007-Nov. 16, 2008)  
11 (Oct. 17, 1993-Jan. 2, 1994)

**Most Consecutive Games Without Defeat**

13 (Dec. 16, 2007-Nov. 16, 2008)  
11 (Oct. 13, 1961-Sept. 9, 1962)  
11 (Oct. 17, 1993-Jan. 2, 1994)

**Most Games Won, Season**

13 (1999, 2000, 2008)  
12 (1993, 2003, 2021)  
11 (1962, 1979, 1980, 1991, 2002, 2020)

**Most Consecutive Games Won, Season**

11 (Oct. 17, 1993-Jan. 2, 1994)

**Most Consecutive Games Won, Start of Season**

10 (Sept. 7-Nov. 16, 2008)  
5 (Sept. 14-Oct. 18, 2020)  
3 (Sept. 12-Sept. 26, 1999)  
3 (Sept. 1-Sept. 16, 1991)

**Most Consecutive Games Won, End of Season**

11 (Oct. 17, 1993-Jan. 2, 1994)

**Most Consecutive Games Without Defeat, Season**

11 (Oct. 17, 1993-Jan. 2, 1994)

**Most Consecutive Games w/out Defeat, Start of Season**

10 (Sept. 7-Nov. 16, 2008)  
5 (Sept. 14-Oct. 18, 2020)  
3 (Sept. 12-Sept. 26, 1999)  
3 (Sept. 1-Sept. 16, 1991)

**Most Consecutive Games w/out Defeat, End of Season**

11 (Oct. 17, 1993-Jan. 2, 1994)

**Most Home Games Won, Season**

8 (1999)  
7 (1988, 1991, 1993, 2000, 2003, 2008, 2021)

**Most Consecutive Home Games Won**

12 (Sept. 12, 1999-Nov. 5, 2000)  
10 (Oct. 6, 2002-Nov. 16, 2003)  
9 (Dec. 6, 1987-Nov. 20, 1988)  
9 (Nov. 26, 1990-Nov. 17, 1991)

**Most Consecutive Home Games Without Defeat**

12 (Sept. 12, 1999-Nov. 5, 2000)  
10 (Oct. 6, 2002-Nov. 16, 2003)

9 (Dec. 6, 1987-Nov. 20, 1988)  
9 (Nov. 26, 1990-Nov. 17, 1991)

**Most Road Games Won, Season**

6 (1996, 2000, 2008, 2020)

**Most Consecutive Road Games Won**

8 (Dec. 16, 2007-Nov. 27, 2008)  
5 (Dec. 1, 2019-Sept. 27, 2020)  
5 (Nov. 19, 2006-Sept. 24, 2007)  
5 (Oct. 17-Dec. 25, 1993)  
5 (Oct. 29, 1961-Sept. 9, 1962)

**Most Consecutive Road Games Without Defeat**

8 (Dec. 16, 2007-Nov. 27, 2008)  
6 (Oct. 13, 1961-Sept. 9, 1962)

**Most Shutout Games Won or Tied, Season**

2 (1966, 1977, 1993)

**Overtime Wins, Regular Season**

30-27 (@ Cincinnati, 9/23/79)  
27-24 (vs. N.Y. Jets, 10/28/79)  
23-20 (vs. Pittsburgh, 12/2/84)  
17-14 (@ Indianapolis, 9/4/88)  
26-23 (vs. Dallas, 11/10/91)  
23-20 (vs. Kansas City, 9/20/92)  
30-27 (@ Cincinnati, 10/6/96)  
24-21 (vs. Oakland, 8/31/97)  
17-14 (vs. Kansas City, 9/10/00)  
31-28 (vs. Tampa Bay, 10/14/01)  
32-29 (@ N.Y. Giants, 12/1/02)  
26-20 (@ Houston, 12/10/06)  
19-16 (vs. Green Bay, 11/2/08)  
27-24 (vs. Miami, 12/20/09)  
44-41 (vs. Detroit, 9/23/12)  
34-28 (@ New Orleans, 11/8/15)  
12-9 (@ Cleveland, 10/22/17)  
26-23 (vs. Philadelphia, 9/30/18)  
42-36 (vs. Houston, 10/18/20)  
30-24 (@ Baltimore, 11/22/20)  
33-30 (@ Seattle, 9/19/21)  
34-31 (@ Indianapolis, 10/31/21)

### GAMES LOST

**Most Consecutive Games Lost**

18 (Oct. 9, 1972-Oct. 28, 1973)

**Most Consecutive Games Without a Victory**

18 (Oct. 9, 1972-Oct. 28, 1973)

**Most Games Lost, Season**

14 (1983, 1994, 2014)

**Most Consecutive Games Lost, Season**

11 (Oct. 9-Dec. 17, 1972)

**Most Consecutive Games Lost, Start of Season**

10 (Sept. 4-Nov. 6, 1983)

**Most Consecutive Games Lost, End of Season**

11 (Oct. 9-Dec. 17, 1972)

**Most Consecutive Games Without Victory, Season**

11 (Oct. 9-Dec. 17, 1972)

**Most Consecutive Games Without Victory, Start of Season**

10 (Sept. 4-Nov. 6, 1983)

**Most Consecutive Games Without Victory, End of Season**

11 (Oct. 9-Dec. 17, 1972)

**Most Consecutive Home Games Lost**

13 (Oct. 9, 1972-Dec. 16, 1973)

**Most Consecutive Home Games Without Victory**

13 (Oct. 9, 1972-Dec. 16, 1973)

**Most Consecutive Road Games Lost**

23 (Sept. 27, 1981-Nov. 4, 1984)

**Most Consecutive Road Games Without Victory**

23 (Sept. 27, 1981-Nov. 4, 1984)

**Most Shutout Games Lost or Tied, Season**

2 (1972, 1985)

### TIE GAMES

**Ties**

31-31 (@ Boston, 10/13/61)  
28-28 (@ N.Y. Jets, 10/15/67)  
31-31 (vs. Cincinnati, 11/9/69)  
20-20 (@ Denver, 11/16/69)  
31-31 (@ San Diego, 10/25/70)  
13-13 (vs. New Orleans, 10/3/71)

**Most Tie Games, Season**

2 (1969)

## TEAM RECORDS: SCORING

### Most Points, Season

513 (1961)  
491 (2020)  
435 (2003)  
424 (1988)

### Fewest Points, Season

136 (1982, nine games)  
199 (1967)

### Most Points, Game

58 (vs. Cleveland, 12/9/90)  
56 (vs. N.Y. Titans, 10/14/62)  
55 (vs. Oakland, 9/9/61)  
55 (at Denver, 11/5/61)  
49 (vs. San Diego, 12/19/71)  
49 (at Oakland, 12/22/63)  
49 (vs. N.Y. Titans, 11/19/61)  
48 (vs. Cincinnati, 10/14/90)  
48 (at N.Y. Titans, 12/10/61)  
48 (at Green Bay, 10/11/04)

### Most Points, Both Teams, Game

101 (Oakland 52, Oilers 49, @ Oakland, 12/22/63)  
88 (Buffalo 47, Oilers 41, @ Houston, 9/24/89)

### Fewest Points, Game

0 (21 times, last at Denver, 10/13/19)

### Fewest Points, Both Teams, Game

6 (Oilers 6, Pittsburgh 0, @ Houston, 12/4/80)

### Most Points, Shutout Victory, Game

55 (Oilers vs. Oakland, 9/9/61)

### Fewest Points, Shutout Victory, Game

6 (Oilers vs. Pittsburgh, 12/4/80)

### Largest Margin of Victory, Game

55 (Oilers 55, Oakland 0, @ Houston, 9/9/61)

### Largest Margin of Defeat, Game

59 (Titans 0 at New England 59, 10/18/09)  
54 (Oilers 7 at Cincinnati 61, 12/17/89)

### Smallest Margin of Victory, Game

1 (14 times, last Titans 31, Vikings 30, @ Min., 9/27/20)

### Smallest Margin of Defeat, Game

1 (23 times, last Giants 21 @ Titans 20, 9/11/22)

### Most Points Overcome to Win Game

24 (at Cincinnati, 9/23/79)  
23 (at New England, 11/12/78)  
21 (at Atlanta, 11/23/03)  
21 (vs. N.Y. Giants, 11/26/06)

### Most Points, One Half

45 (vs. Cleveland, 12/9/90)

### Most Points, First Quarter

24 (@ Indianapolis, 12/5/04)  
21 (vs. Green Bay, 11/13/16)  
21 (@ Tampa Bay, 9/13/15)  
21 (vs. Houston, 12/19/10)  
21 (@ Detroit, 11/27/08)  
21 (vs. St. Louis, 10/31/99)

### Most Points, Second Quarter

31 (vs. Cleveland, 12/9/90)  
28 (vs. Cincinnati, 11/18/79)

### Most Points, Third Quarter

28 (vs. Jacksonville, 11/24/19)  
28 (vs. San Diego, 12/19/71)  
28 (vs. Kansas City, 10/24/65)

### Most Points, Fourth Quarter

27 (vs. Philadelphia, 10/24/10)  
24 (vs. Denver, 11/26/61)  
24 (vs. N.Y. Giants, 11/26/06)  
24 (vs. Buffalo, 11/15/09)

### Most Consecutive Games Scoring

160 (Nov. 14, 1999 - Dec. 21, 2008)  
155 (Dec. 3, 1989 - Oct. 31, 1999)  
121 (1977-85)

## TOUCHDOWNS

### Most Touchdowns, Season

66 (1961)

### Fewest Touchdowns, Season

18 (1967)

### Most Touchdowns, Game

8 (Oilers vs. N.Y. Titans, 10/14/62; Oilers vs. Cle., 12/9/90)

### Most Touchdowns, Both Teams, Game

14 (Oilers 7, Oakland 7, @ Oakland, 12/22/63)

## POINTS AFTER TOUCHDOWN

### Most PATs, Season

65 (1961)

### Most PATs, Game

8 (Oilers vs. N.Y. Titans, 10/14/62)  
7 (four times, last vs. Cleveland, 12/9/90)

### Most PATs, Both Teams, Game

14 (Oilers 7, Oakland 7, @ Oakland, 12/22/63)

## TWO-POINT CONVERSIONS

### Most Two-Point Conversions, Season

4 (2020)  
4 (1994)

### Most Two-Point Conversions, Opponent, Season

4 (1999)  
4 (1998)

### Most Two-Point Conversions, Game

2 (vs. N.Y. Jets, 9/10/06)  
1 (35 times, last vs. Jacksonville, 12/11/22)

### Most Two-Point Conversions, Opponent, Game

3 (@ Pittsburgh, 11/1/98)

### Most Two-Point Conversion Attempts, Season

7 (2020)  
7 (1994)

### Most Two-Point Conversion Attempts, Opp., Season

8 (2020)  
7 (2022)  
6 (1999)

## FIELD GOALS

### Most Field Goals Attempted, Season

42 (2017)  
40 (1969)  
39 (2007)  
38 (1996)  
37 (1989)

### Most Field Goals Attempted, Game

8 (at Houston, 10/21/07)  
6 (five times, last @ Minnesota, 9/27/20)

### Most Field Goals Attempted, Both Teams, Game

10 (Buffalo 7, @ Oilers 3, 12/5/65)  
9 (Tennessee 6, @ New England 3, 10/5/03)  
9 (Washington 6, @ Tennessee 3, 11/21/10)  
9 (Detroit 4, @ Tennessee 5, 9/23/12)  
9 (Tennessee 3, @ Oakland 6, 11/24/13)  
9 (Tennessee 3, @ San Francisco 6, 12/17/17)

### Most Field Goals, Season

36 (1998)  
35 (2017)  
35 (2007)  
32 (1996)  
29 (1993, 2008, 2011)

### Fewest Field Goals, Season

8 (2019)  
8 (1968)

### Most Field Goals, Game

8 (@ Houston, 10/21/07)  
6 (@ Minnesota, 9/27/20)

## TEAM RECORDS: SCORING

5	(vs. Miami, 9/28/69; @Philadelphia, 12/3/00)	8	(Tennessee 3, @ Buffalo 5, 12/24/06)	7	(19 times, last Tennessee 6, @ Minnesota 1, 9/27/20)
<b>Most Field Goals, Both Teams, Game</b>		8	(Tennessee 8, @ Houston 0, 10/21/07)		
9	(Tennessee 3, @ San Francisco 6, 12/17/17)	8	(Indianapolis 3, @ Tennessee 5, 10/16/17)		

## TEAM RECORDS: FIRST DOWNS

<b>Most First Downs, Season</b>		<b>Most First Downs Rushing, Season</b>		<b>Most First Downs By Penalty, Season</b>	
381	(2020)	155	(1980)	37	(2015)
376	(1990)			36	(2020)
<b>Fewest First Downs, Season</b>		<b>Fewest First Downs Rushing, Season</b>		36	(2019)
138	(1982, nine games)	52	(1982, nine games)	36	(2017)
199	(1976)	62	(1971)	36	(2013)
<b>Most First Downs, Game</b>		<b>Most First Downs Rushing, Game</b>		34	(2021)
34	(vs. Cleveland, 12/9/90)	17	(three times, last @ Houston, 1/3/21)	32	(2016)
<b>Fewest First Downs, Game</b>		<b>Fewest First Downs Rushing, Game</b>		<b>Fewest First Downs By Penalty, Season</b>	
4	(at Cleveland, 10/21/73)	0	(six times, last @ Denver, 10/13/19)	5	(1982, nine games)
5	(vs. Jacksonville, 12/17/06)			10	(1967)
<b>Most First Downs, Both Teams, Game</b>		<b>Most First Downs Passing, Season</b>		<b>Most First Downs By Penalty, Game</b>	
57	(Tennessee 21, Detroit 36, @ Tennessee, 9/23/12, OT)	251	(1990)	7	(vs. Indianapolis, 11/12/20)
56	(Tennessee 31, Houston 25, @ Tennessee, 10/18/20, OT)	<b>Fewest First Downs Passing, Season</b>		7	(@ Atlanta, 9/9/90)
56	(Tennessee 32, Arizona 24, @ Tennessee, 12/15/13, OT)	81	(1982, nine games)		
56	(Houston 33, Buffalo 23, @ Houston, 9/24/89, OT)	86	(1967)		
55	(Three times, last Tennessee 28, Detroit 27, @ Tennessee, 12/20/20)	<b>Most First Downs Passing, Game</b>			
		28	(@ Oakland, 12/19/04)		
		<b>Fewest First Downs Passing, Game</b>			
		0	(twice, last @ Buffalo, 11/10/85)		

## TEAM RECORDS: NET YARDS GAINED

<b>Most Yards Gained, Season</b>		<b>Most Yards Gained, Game</b>	
6,343	(2020)	607	(vs. Houston, 10/18/20, overtime)
6,288	(1961)	583	(vs. Dallas, 11/10/91, overtime)
6,222	(1990)		
<b>Fewest Yards Gained, Season</b>		<b>Fewest Yards Gained, Game</b>	
2,373	(1982, nine games)	81	(vs. Dallas, 11/24/74)
3,191	(1972)		

## TEAM RECORDS: RUSHING

<b>Most Rushing Attempts, Season</b>		<b>Fewest Rushing Attempts, Game</b>		<b>Fewest Yards Gained Rushing, Season</b>	
616	(1979)	7	(vs. N.Y. Giants, 12/8/85)	799	(1982, nine games)
605	(1978)	9	(vs. Cincinnati, 10/24/76)	1,106	(1971)
<b>Fewest Rushing Attempts, Season</b>		10	(@ San Diego, 9/16/12)		
225	(1982, nine games)	<b>Most Yards Gained Rushing, Season</b>			
324	(1965)	2,690	(2020)		
<b>Most Rushing Attempts, Game</b>		2,635	(1980)		
56	(vs. San Diego, 9/28/75)	2,592	(2009)		
55	(vs. Oakland, 9/9/61)	2,571	(1979)		
		<b>Most Yards Gained Rushing, Game</b>			
		332	(@ Kansas City, 10/19/08)		
		314	(@ Houston, 10/30/22)		
		305	(vs. Jacksonville, 11/1/09)		
		296	(vs. Kansas City, 11/27/77)		
		292	(@ Detroit, 11/27/08)		



## TEAM RECORDS: RUSHING

### Fewest Yards Gained Rushing, Game

19 (twice, last vs. San Diego, 12/12/65)

### Highest Average Gain Rushing, Season

5.2 (2009)  
5.2 (2020)  
5.0 (2019)  
4.7 (2006)  
4.6 (three times, last in 2016)

### Most Touchdowns Rushing, Season

26 (2020)  
26 (1988)

### Fewest Touchdowns Rushing, Season

5 (1982, nine games)  
6 (2014)  
6 (1976)

### Most Touchdowns Rushing, Game

5 (vs. L.A. Chargers, 9/18/60)

## TEAM RECORDS: PASSING

### Most Passes Attempted, Season

667 (1991)

### Fewest Passes Attempted, Season

287 (1982, nine games)  
333 (1967)

### Most Passes Attempted, Game

68 (@ Buffalo, 11/1/64 — 37 completed)  
61 (vs. Oakland, 11/7/65 — 27 completed)  
61 (@ Oakland, 12/19/04 — 40 completed)

### Fewest Passes Attempted, Game

6 (vs. Cincinnati, 10/4/81)

### Most Passes Attempted, Both Teams

98 (Titans 61, Oakland 37, @ Oakland, 12/19/04)  
97 (Oilers 44, Denver 53, @ Houston, 12/2/62)  
97 (Titans 42, Detroit 55, @ Tennessee, 9/23/12)

### Most Passes Completed, Season

411 (1991)

### Fewest Passes Completed, Season

144 (1967)

### Most Passes Completed, Game

41 (vs. Dallas, 11/10/91 — overtime)

### Fewest Passes Completed, Game

1 (vs. Cincinnati, 10/4/81)

### Most Yards Gained Passing, Season

4,805 (1990)

### Fewest Yards Gained Passing, Season

1,381 (1967)

### Most Yards Gained Passing, Game

527 (@ Kansas City, 12/16/90)

### Fewest Yards Gained Passing, Game

-7 (@ New England, 10/18/09)

### Most Times Sacked, Season

65 (1994)  
58 (1985)

### Fewest Times Sacked, Season

11 (1962)  
12 (2008)

### Most Times Sacked, Game

12 (vs. Dallas, 9/29/85)

### Most Times Sacked, Both Teams, Game

14 (Oilers 12, Dallas 2, @ Houston, 9/29/85)

### Most Touchdowns Passing, Season

48 (1961)

### Fewest Touchdowns Passing, Season

9 (2007)

### Most Touchdowns Passing, Game

7 (twice, last vs. N.Y. Titans, 10/14/62)

### Most Touchdowns Passing, Both Teams, Game

11 (Oilers 5, Oakland 6, @ Oakland, 12/22/63)

### Most Passes Had Intercepted, Season

48 (1962)\*

### Fewest Passes Had Intercepted, Season

7 (2020)  
8 (2019)  
9 (2003, 2008)  
10 (1998)

### Most Passes Had Intercepted, Game

6 (six times, last @ Cleveland, 11/30/86)

\* Denotes League Record

## TEAM RECORDS: PUNTING

### Most Punts, Season

100 (1976)  
96 (1994)  
93 (1979)

### Fewest Punts, Season

34 (1990)

### Most Punts, Game

11 (three times, last @ Pittsburgh, 12/3/95)

### Fewest Punts, Game

0 (five times, last vs. Cincinnati, 10/27/91)

### Highest Average Distance, Punting, Season

53.1 (2022)  
49.7 (2017)  
47.4 (2015)  
47.2 (1998)  
47.1 (2019)  
46.8 (2014)  
46.4 (2018)  
45.3 (1993)  
45.2 (1992)

### Highest Average Distance, Punting, Game

60.5 (vs. Pittsburgh, 10/25/20)  
59.2 (vs. Buffalo, 12/27/92)

### Highest Net Average, Punting, Season

44.6 (2017)  
44.0 (2022)  
43.1 (2019)  
41.7 (2018)  
40.8 (2014)  
40.3 (2015)  
40.1 (2020)  
39.8 (2021)  
39.4 (2012)  
39.4 (2011)

## TEAM RECORDS: PUNT RETURNS & KICKOFF RETURNS

### PUNT RETURNS

**Most Punt Returns, Season**

53 (2000)  
52 (1968)

**Fewest Punt Returns, Season**

15 (1960)

**Most Punt Returns, Game**

10 (vs. Tampa Bay, 9/12/76)

**Most Yards, Punt Returns, Season**

671 (2000)  
620 (1975)

**Fewest Yards, Punt Returns, Season**

104 (1982, 9 games)  
118 (1961)

**Highest Average, Punt Returns, Season**

15.3 (2012)  
15.0 (1977)

**Most Touchdowns, Punt Returns, Season**

3 (1975, 2006 and 2012)

**Most Touchdowns, Punt Returns, Game**

2 (vs. Jacksonville, 12/30/12)  
1 (19 times, last vs. Detroit, 9/23/12)

### KICKOFF RETURNS

**Most Kickoff Returns, Season**

83 (1983)

**Fewest Kickoff Returns, Season**

23 (2018)  
28 (2017)  
30 (2019)  
31 (1993)  
32 (2011)  
33 (2016)  
33 (2015)

**Most Kickoff Returns, Game**

10 (twice, last at Cincinnati, 12/17/89)

**Most Yards, Kickoff Returns, Season**

1,835 (2006)  
1,721 (1981)

**Fewest Yards, Kickoff Returns, Season**

589 (1993)

618 (2017)

629 (2016)

638 (2019)

680 (2015)

737 (2018)

767 (2020)

**Highest Average, Kickoff Returns, Season**

32.0 (2018)\*  
26.1 (2000)  
26.0 (2011)  
25.9 (1962)

**Most Touchdowns, Kickoff Returns, Season**

2 (three times, last in 1983)

**Most Touchdowns, Kickoff Returns, Game**

1 (18 times, last @ Indianapolis, 11/29/20)

## TEAM RECORDS: FUMBLES

**Most Fumbles, Season**

42 (1994)  
41 (1985)

**Fewest Fumbles, Season**

10 (2017)  
14 (1982, nine games)  
15 (2020)  
17 (1962, 1999, 2011 and 2016)

**Most Fumbles, Game**

8 (@ Pittsburgh, 12/9/73)

**Most Fumbles Lost, Season**

25 (1994)

**Fewest Fumbles Lost, Season**

5 (2020)  
6 (2018)  
7 (1967, 2006 and 2016)  
8 (2008, 2011 and 2017)

**Most Fumbles Lost, Game**

5 (twice, last vs. Philadelphia, 12/2/91)

**Most Opponents' Fumbles Recovered, Season**

28 (1977)

**Most Opponents' Fumbles Recovered, Game**

7 (@ Kansas City, 10/12/69)

**Fewest Opponents' Fumbles Recovered, Season**

4 (2014)  
5 (2012)  
6 (2016, 2018, 2021, 2022)  
7 (2009)  
8 (five times, last in 2020)

## TEAM RECORDS: BLOCKED KICKS

**Most Blocked Field Goals, Season**

6 (1961)

**Most Blocked Field Goals, Game**

2 (at Indianapolis, 12/1/19)  
2 (at Baltimore, 12/14/97)  
2 (at Cleveland, 9/13/81)  
2 (vs. Denver, 11/26/61)

**Most Blocked Extra Points, Season**

3 (1975)

**Most Blocked Extra Points, Game**

2 (at Cincinnati, 12/23/90)  
2 (vs. Miami, 11/16/75)

**Most Blocked Punts, Season**

3 (1988)

**Most Blocked Punts, Game**

2 (at Pittsburgh, 10/16/88)  
2 (at Philadelphia, 10/2/88)

## TEAM RECORDS: PENALTIES

### Fewest Penalties, Season (any)

52 (1982, nine games)  
58 (1963)

### Fewest Penalties, 16-Game Season

82 (2018)  
84 (1983)

### Most Penalties, Season

148 (1989)

### Fewest Penalties, Game

0 (vs. Jacksonville, 12/24/11)

0 (@ Cincinnati, 10/29/72)  
0 (@ Buffalo, 11/1/64)  
0 (vs. Kansas City, 10/27/63)  
0 (vs. Oakland, 12/9/62)

### Most Penalties, Game

18 (@ Jacksonville, 1/1/06)

### Fewest Yards Penalized, Season (any)

424 (1982, nine games)

### Fewest Yards Penalized, 16-Game Season

727 (2018)

773 (2007)

### Most Yards Penalized, Season

1,150 (twice, last in 1988)

### Most Yards Penalized, Game

212 (vs. Baltimore, 10/10/99)

## TEAM RECORDS: DEFENSE

### SCORING

#### Fewest Points Allowed, Season

191 (2000)  
199 (1967)  
226 (1975)

#### Most Points Allowed, Season

471 (2012)  
460 (1983)  
447 (1973)

#### Fewest Points Allowed, Game

0 (17 times, last vs. Jacksonville, 12/12/21)

#### Most Points Allowed, Game

61 (twice, last @ Cincinnati, 12/17/89)

#### Fewest Touchdowns Allowed, Season

18 (1967)

#### Most Touchdowns Allowed, Season

55 (2012)  
55 (2020)  
53 (1983)

### FIRST DOWNS

#### Fewest First Downs Allowed, Season

183 (1969)

#### Most First Downs Allowed, Season

391 (2020)  
358 (2012)  
357 (2014)  
356 (1985)  
356 (2010)

#### Most First Downs Allowed, Game (since 1991)

39 (@ Denver, 12/8/13)  
36 (vs. Detroit, 9/23/12)  
34 (@ Cincinnati, 12/4/97)  
33 (@ Houston, 10/1/17)

#### Fewest First Downs Allowed, Rushing, Season

62 (2000)

#### Most First Downs Allowed, Rushing, Season

147 (1972)

#### Fewest First Downs Allowed, Passing, Season

89 (1976)

#### Most First Downs Allowed, Passing, Season

247 (2020)  
231 (2017)  
227 (2016)  
214 (2010)  
215 (2022)

#### Fewest First Downs Allowed, Penalty, Season

13 (twice, last in 1969)

#### Most First Downs Allowed, Penalty, Season

48 (1985)

### NET YARDS

#### Fewest Yards Allowed, Season

3,375 (1968)

#### Most Yards Allowed, Season

6,372 (2020)  
6,155 (1985)

#### Fewest Yards Allowed, Game

26 (vs. Denver, 9/3/66)

#### Most Yards Allowed, Game

619 (@ New England, 10/18/09)  
584 (@ Cincinnati, 12/17/89)  
583 (vs. Detroit, OT, 9/23/12)

#### Fewest Total Plays Allowed, Season

610 (1982, nine games)  
840 (1970)

#### Most Total Plays Allowed, Season

1,139 (2010)  
1,100 (2022)  
1,099 (2014)  
1,091 (1985)

#### Fewest Total Plays Allowed, Game

36 (vs. Denver, 9/3/66)

#### Most Total Plays Allowed, Game

92 (vs. Detroit, OT, 9/23/12)  
91 (@ Kansas City, OT, 11/6/22)  
91 (@ Philadelphia, 11/19/06)  
91 (@ Denver, 12/8/13)  
87 (@ Cleveland, 10/2/11)  
86 (vs. Washington, 11/21/10)  
85 (three times, last @ Cleveland, 11/30/86, OT)

### RUSHING

#### Fewest Yards Allowed, Rushing, Season

1,027 (1960)

#### Most Yards Allowed, Rushing, Season

2,814 (1985)

#### Fewest Yards Allowed, Rushing, Game

4 (vs. Buffalo, 11/23/97)  
5 (at San Francisco, 12/7/75)  
8 (vs. Jacksonville, 12/12/21)  
8 (at Boston, 11/25/60)

#### Most Yards Allowed, Rushing, Game

398 (@ Dallas Texans, 10/1/61)  
302 (vs. Kansas City, 10/24/65)

#### Fewest Touchdowns Allowed, Rushing, Season

5 (1996 and 2017)

#### Most Touchdowns Allowed, Rushing, Season

27 (1984)

#### Fewest Attempts Allowed, Rushing, Season

298 (1982, nine games)  
356 (2016)  
362 (1962)

#### Most Attempts Allowed, Rushing, Season

596 (1984)

#### Fewest Attempts Allowed, Rushing, Game

8 (vs. Jacksonville, 12/12/21)  
9 (vs. Denver, 12/11/16)  
10 (@ Indianapolis, 12/30/07)  
11 (vs. Miami, 10/1/89)

#### Most Attempts Allowed, Rushing, Game

56 (@ Dallas Texans, 10/1/61)

## TEAM RECORDS: DEFENSE

### PASSING

**Fewest Net Yards Allowed, Passing, Season**  
1,671 (1968)

**Most Net Yards Allowed, Passing, Season**  
4,671 (2022)  
4,439 (2020)  
4,307 (2016)  
4,139 (2009)  
4,169 (2021)

**Fewest Net Yards Allowed, Passing, Game**  
-52 (vs. Cincinnati, 10/31/71)  
-16 (vs. Chicago, 11/6/77)

**Most Net Yards Allowed, Passing, Game**  
442 (vs. Detroit, OT, 9/23/12)  
433 (vs. Kansas City, 11/10/19)  
426 (@ New England, 10/18/09)  
425 (@ Indianapolis, 12/5/04)  
422 (@ Kansas City, OT, 11/6/22)  
407 (@ Oakland, 12/22/63)  
405 (vs. Buffalo, 10/11/64)

**Fewest Touchdowns Allowed, Passing, Season**  
10 (1967, 2000)

**Most Touchdowns Allowed, Passing, Season**  
36 (2020)  
35 (1966)

**Fewest Attempts Allowed, Passing, Season**  
284 (1982, nine games)  
324 (1972)

**Most Attempts Allowed, Passing, Season**  
671 (2022)  
635 (2016)  
630 (2020)  
628 (2021)  
625 (2010)  
605 (2017)  
604 (2009)  
598 (2019)

**Fewest Attempts Allowed, Passing, Game**  
11 (@ Pittsburgh, 9/11/05)

**Most Attempts Allowed, Passing, Game**  
68 (@ Kansas City, OT, 11/6/22)  
61 (@ Cleveland, 10/2/11)  
59 (@ Denver, 12/8/13)  
57 (@ Pittsburgh, 12/19/93)

**Fewest Completions Allowed, Season**  
158 (1968)

**Most Completions Allowed, Season**  
439 (2022)  
423 (2020)  
410 (2010)  
404 (2009)  
395 (2021)  
388 (2016)  
386 (2019)  
374 (2012)

**Fewest Completions Allowed, Game**  
2 (vs. Denver, 9/3/66)

**Most Completions Allowed, Game**  
43 (@ Kansas City, OT, 11/6/22)  
43 (vs. Detroit, OT, 9/23/12)  
40 (@ Cleveland, 10/2/11)  
39 (@ Denver, 12/8/13)  
38 (@ New England, 10/18/09)  
37 (@ Indianapolis, 11/3/02)  
36 (six times, last vs. Chicago, 11/8/20)

### SACKS

**Most Sacks, Season**  
55 (2000)  
54 (1999)  
52 (1993)  
51 (1979)

**Fewest Sacks, Season**  
19 (2020)  
21 (1966)

**Most Sacks, Game**  
9 vs. N.Y. Titans, 10/14/62  
9 vs. Cincinnati, 10/31/71  
8 at Arizona, 12/10/17  
8 at Indianapolis, 11/26/17  
8 at San Diego, 10/17/76  
8 at Buffalo, 11/10/85  
8 at Cincinnati, 9/12/82

### INTERCEPTIONS

**Most Interceptions, Season**  
36 (1963)

**Fewest Interceptions, Season**  
3 (1982, nine games)\*  
6 (1972)

**Most Interceptions, Game**  
6 (six times, last vs. Atlanta, 12/5/93)

**Most Interceptions, Both Teams, Game**  
13 (Oilers 5, Denver 8, @ Houston, 12/2/62)

**Most Yards Returning Interceptions, Season**  
676 (1962)

**Most Yards Returning Interceptions, Game**  
245 (@ N.Y. Jets, 10/15/67)

**Most TDs, Returning Interceptions, Season**  
7 (1967)

**Most TDs, Returning Interceptions, Game**  
3 (vs. San Diego, 12/19/71)

### PUNT RETURNS

**Fewest Opponent Punt Returns, Season**  
20 (2020)  
20 (1961)  
22 (2021)

23 (1990)

**Most Opponent Punt Returns, Season**  
64 (1979)  
60 (twice, last in 1976)

**Fewest Yards Allowed, Punt Returns, Season**  
144 (2005)  
160 (2000)  
171 (2020)  
186 (1990)

**Most Yards Allowed, Punt Returns, Season**  
748 (1979)  
668 (1976)

**Lowest Average Allowed, Punt Returns, Season**  
4.5 (2005)  
5.3 (1969)

**Highest Average Allowed, Punt Returns, Season**  
13.9 (2002)  
13.6 (1961)

**Most Touchdowns Allowed, Punt Returns, Season**  
3 (2002)  
2 (1962, 1965 and 2016)

### KICKOFF RETURNS

**Fewest Opponent Kickoff Returns, Season**  
21 (2016)  
22 (2015)  
25 (2018)  
26 (1982, nine games)  
30 (2011)  
31 (2014)  
32 (1970, 1986, 2017, 2022)

**Most Opponent Kickoff Returns, Season**  
81 (2003)  
78 (1995, 1996)  
76 (1999, 2000)  
74 (2002)  
71 (1990, 1997, 2009)

**Fewest Yards Allowed, Kickoff Returns, Season**  
462 (2016)  
564 (1982, nine games)  
599 (2015)  
648 (2022)  
680 (2011)  
695 (1986)

**Most Yards Allowed, Kickoff Returns, Season**  
1,714 (2009)  
1,675 (1996)  
1,596 (1999)  
1,587 (2000)  
1,528 (1997)

**Lowest Average Allowed, Kickoff Returns, Season**  
15.7 (1992)

## TEAM RECORDS: DEFENSE

### Highest Average Allowed, Kickoff Returns, Season

27.8	(2018)
27.6	(2014)
27.2	(2015)
26.1	(2012)
25.0	(2008)
24.9	(1985, 2001)

### Most Touchdowns Allowed, Kickoff Returns, Season

2	(1966, 1999)
---	--------------

## PUNTING

### Most Punts Forced, Season

105	(2000)
96	(1976)

### Fewest Punts Forced, Season

38	(1982, 9 games)
45	(2020)
56	(1964, 1989)

### Most Punts Forced, Game

11	(five times, last vs. Pittsburgh, 11/6/94)
----	--

### Fewest Punts Forced, Game

0	5 times (11/12/78 at New England; 11/5/95 at Cleveland; 12/5/04 at Indianapolis; 9/26/10 at N.Y. Giants; 12/27/20 at Green Bay)
---	---

### Lowest Punting Average Allowed (Gross), Season

37.1	(1960)
------	--------

\* Denotes League Record

## ALL-TIME TWO-POINT CONVERSIONS

### TITANS

#### 1994 Oilers: 4-7

9/4/94 vs. Ind	Bucky Richardson to Reggie Brown	Good
	Bucky Richardson to Haywood Jeffries	NG
10/13/94 vs. Cle	Billy Joe Tolliver to Haywood Jeffries	Good
12/11/94 vs. Sea	Billy Joe Tolliver to Haywood Jeffries	Good
	Billy Joe Tolliver to Todd McNair	NG
12/18/94 vs. KC	Billy Joe Tolliver to Webster Slaughter	NG
12/24/94 vs. NYJ	Bucky Richardson to Haywood Jeffries	Good

#### 1995 Oilers: 2-5

10/8/95 vs. Min	Rodney Thomas run	Good
10/22/95 vs. Chi	Chris Chandler run	Good
11/12/95 vs. Cin	Will Furrer to Haywood Jeffries	NG
11/19/95 vs. KC	Rich Camarillo to Bruce Matthews	NG
12/24/95 vs. Buf	Rodney Thomas run	NG

#### 1996 Oilers: 0-0

None

#### 1997 Oilers: 2-4

8/31/97 vs. Oak	Eddie George run	Good
9/28/97 vs. Pitt	Steve McNair to Frank Wycheck	Good
11/16/97 vs. Jax	Rodney Thomas run	NG
12/14/97 vs. Bal	Steve McNair run	NG

#### 1998 Oilers: 1-4

9/27/98 vs. Jax	Eddie George run	NG
10/11/98 vs. Bal	Eddie George run	NG
11/29/98 vs. Sea	Eddie George run	NG
12/20/98 vs. GB	Eddie George run	Good

#### 1999 Titans: 1-3

10/3/99 vs. SF	Eddie George run	NG
11/28/99 vs. Cle	Frank Wycheck run	NG
12/5/99 vs. Bal	Steve McNair to Jackie Harris	Good

#### 2000 Titans: 0-0

None

#### 2001 Titans: 3-4

10/14/01 vs. TB	Steve McNair to Kevin Dyson	Good
-----------------	-----------------------------	------

#### Run 0-0, Pass 4-7

10/21/01 vs. Det	Steve McNair to Drew Bennett	Good
12/16/01 vs. GB	Steve McNair to Kevin Dyson	NG
	Steve McNair to Derrick Mason	Good

#### 2002 Titans: 2-6

9/8/02 vs. Phi	Steve McNair run	NG
	Eddie George run	Good
9/29/02 vs. Oak	Steve McNair to Derrick Mason	NG
	Steve McNair to Frank Wycheck	NG
	Eddie George Run	NG
12/1/02 vs. NYG	Steve McNair run	Good

#### 2003 Titans: 3-4

10/5/03 vs. NE	Steve McNair to Tyrone Calico	Good
12/7/03 vs. Ind	Steve McNair Run	Good
	Steve McNair to Derrick Mason	NG
12/14/03 vs. Buf	Robert Holcombe run	Good

#### 2004 Titans: 1-2

9/26/04 vs. Jax	Steve McNair to Derrick Mason	NG
11/21/04 vs. Jax	Steve McNair run	Good

#### 2005 Titans: 0-1

10/30/05 vs. Oak	Steve McNair to Chris Brown	NG
------------------	-----------------------------	----

#### 2006 Titans: 3-3

9/10/06 vs. NYJ	Travis Henry run	Good
	Kerry Collins pass to Drew Bennett	Good
10/1/06 vs. Dal	Vince Young run	Good

#### 2007 Titans: 0-0

None

#### 2008 Titans: 1-1

10/27/08 vs. Ind	Kerry Collins pass to Ahmard Hall	Good
------------------	-----------------------------------	------

#### 2009 Titans: 1-2

10/4/09 at Jax	Kerry Collins pass to Nate Washington	NG
	Chris Johnson run	Good

#### Pass 3-4, Run 0-0

## ALL-TIME TWO-POINT CONVERSIONS

### TITANS

**2010 Titans: 1-2** **Run 0-0, Pass 1-2**  
 9/19/10 vs. Pit Kerry Collins pass to Kenny Britt Good  
 10/31/10 at SD Vince Young pass incomplete to Chris Johnson NG

**2011 Titans: 0-0** **No Attempts**  
 None

**2012 Titans: 1-1** **Run 0-0, Pass 1-1**  
 11/4/12 vs. Chi Matt Hasselbeck pass to Kenny Britt Good

**2013 Titans: 0-0** **No Attempts**  
 None

**2014 Titans: 0-1** **Run 0-1, Pass 0-0**  
 10/26/14 vs. Hou Leon Washington run NG

**2015 Titans: 3-5** **Run 0-1, Pass 3-4**  
 9/27/15 vs. Ind Jalston Fowler run NG  
 11/8/15 at NO Marcus Mariota pass to Delanie Walker Good  
 11/29/15 vs. Oak Marcus Mariota pass to Dorial Green-Beckham Good  
 12/13/15 at N.Y. Jets Marcus Mariota pass to Dexter McCluster Good  
 12/27/15 vs. Hou Zach Mettenberger pass to Anthony Fasano NG

**2016 Titans: 0-5** **Run 0-0, Pass 0-5**  
 9/11/16 vs. Min Marcus Mariota pass to DeMarco Murray NG  
 9/18/16 at Det Marcus Mariota sacked NG  
 10/23/16 vs. Ind Aborted play, Brett Kern pass to Ryan Succop NG  
 11/13/16 vs. GB Marcus Mariota pass to Rishard Matthews NG  
 12/18/16 at KC Marcus Mariota pass incomplete NG

**2017 Titans: 0-0** **Run 0-0, Pass 0-0**  
 None

**2018 Titans: 0-1** **Run 0-0, Pass 0-1**  
 10/21/18 at LAC Marcus Mariota pass to Taywan Taylor NG

**2019 Titans: 1-2** **Run 1-1, Pass 0-1**  
 11/3/19 at Car Ryan Tannehill pass to Adam Humphries NG  
 11/10/19 vs. KC Ryan Tannehill run Good

**2020 Titans: 4-7** **Run 3-4, Pass 1-3**  
 9/27/20 at Min Ryan Tannehill pass to Jonnu Smith NG  
 10/18/20 vs. Hou Ryan Tannehill pass to Nick Westbrook-Ikhine Good  
 11/1/20 at Cin Brett Kern pass intercepted by Josh Byner NG  
 11/22/20 at Bal Ryan Tannehill run Good  
 12/6/20 vs. Cle Derrick Henry run NG  
 Ryan Tannehill run Good  
 12/20/20 vs. Det Derrick Henry run Good

**2021 Titans: 2-2** **Run 1-1, Pass 1-1**  
 9/26/21 vs. Ind Derrick Henry run Good  
 10/3/21 at NYJ Ryan Tannehill pass to MyCole Pruitt Good

**2022 Titans: 1-1** **Run 0-0, Pass 1-1**  
 12/11/22 vs. Jax Ryan Tannehill pass to Chig Okonkwo Good

**Titans Overall Two-Point Statistics: 37-73 (50.7%)**

### OPPONENTS

**1994 Opponents: 2-2** **Run 2-2, Pass 0-0**  
 10/13/94 vs. Cle Tom Tupa Run Good  
 12/4/94 vs. Ari Ronald Moore Run Good

**1995 Opponents: 0-2** **Run 0-0, Pass 0-2**  
 11/26/95 vs. Den John Elway to Shannon Sharpe NG  
 12/17/95 vs. NYJ Boomer Esiason to Fred Baxter NG

**1996 Opponents: 1-3** **Run 1-1, Pass 0-2**  
 9/15/96 vs. Bal Vinny Testaverde pass NG  
 11/10/96 at NO Michael Haynes run Good  
 10/13/96 at Atl Bobby Hebert pass to Roell Preston NG

**1997 Opponents: 0-1** **Run 0-0, Pass 0-1**  
 10/5/97 vs. Sea Rick Tuten (kicking form.) bad snap, inc. pass NG

**1998 Opponents: 4-5** **Run 0-0, Pass 4-5**  
 11/1/98 vs. Pit Kordell Stewart to Charles Johnson Good  
 Mike Tomczak to Charles Johnson Good  
 Mike Tomczak to Will Blackwell Good  
 11/8/98 vs. TB Trent Dilfer to Bert Emanuel NG  
 12/26/98 vs. Min Randall Cunningham to Randy Moss Good

**1999 Opponents: 4-6** **Run 0-1, Pass 4-5**  
 9/12/99 vs. Cin Jeff Blake to Willie Jackson Good  
 Ki-Jana Carter run NG  
 Jeff Blake to Brian Milne Good  
 9/19/99 vs. Cle Tim Couch Pass incomplete NG  
 10/17/99 vs. NO B.J. Tolliver to Brett Bech Good  
 1/2/00 vs. Pit Mike Tomczak to Hines Ward Good

**2000 Opponents: 0-0** **No Attempts**  
 None

**2001 Opponents: 1-2** **Run 1-1, Pass 0-1**  
 10/7/01 vs. Bal Elvis Grbac to Brandon Stokley NG  
 12/2/01 vs. Cle Jamel White run Good

**2002 Opponents: 3-4** **Run 0-0, Pass 3-4**  
 11/3/02 vs. Ind Peyton Manning to Marvin Harrison Good  
 11/17/02 vs. Pit Kordell Stewart to Dan Kreider Good  
 Antwaan Randle El to Hines Ward Good  
 12/1/02 vs. NYG Kerry Collins to Jeremy Shockey NG

**2003 Opponents: 0-1** **Run 0-0, Pass 0-1**  
 12/14/03 vs. Buf Drew Bledsoe to Bernard Shaw NG

**2004 Opponents: 1-2** **Run 0-0, Pass 1-2**  
 9/26/04 vs. Jax Byron Leftwich to Reggie Williams Good  
 1/2/05 vs. Det Joey Harrington to Roy Williams NG

**2005 Opponents: 2-2** **Run 0-0, Pass 2-2**  
 10/11/05 vs. Hou David Carr to Corey Bradford Good  
 11/27/05 vs. SF Ken Dorsey to Terry Jackson Good

**2006 Opponents: 1-2** **Run 0-0, Pass 1-2**  
 10/22/06 at Was Mark Brunell to Santana Moss Good  
 10/29/06 vs. Hou Sage Rosenfels to Andre Johnson NG

**2007 Opponents: 1-1** **Run 0-0, Pass 1-1**  
 10/21/07 at Hou Sage Rosenfels to Andre Davis Good

## ALL-TIME TWO-POINT CONVERSIONS

### OPPONENTS

<b>2008 Opponents: 0-1</b>	<b>Run 0-1, Pass 0-0</b>	<b>2018 Opponents: 0-0</b>	<b>No Attempts</b>
9/21/08 vs. Hou	Aborted kick, Matt Turk run NG	None	
<b>2009 Opponents: 1-1</b>	<b>Run 1-1, Pass 0-0</b>	<b>2019 Opponents: 2-4</b>	<b>Run 0-0, Pass 2-4</b>
9/20/09 vs. Mia	Ricky Williams run Good	10/27/19 vs. TB	Jameis Winston pass incomplete NG Jameis Winston pass to Chris Godwin Good
<b>2010 Opponents: 0-2</b>	<b>Run 0-2, Pass 0-0</b>	11/24/19 vs. Jax	Nick Foles pass to DJ Chark Good Nick Foles pass incomplete NG
10/31/10 at SD	Aborted kick, Kris Brown run NG	<b>2020 Opponents: 1-8</b>	<b>Run 0-2, Pass 1-6</b>
11/14/10 at Mia	Ronnie Brown run NG	9/27/20 at Min	Kirk Cousins pass to Adam Thielen NG
<b>2011 Opponents: 0-2</b>	<b>Run 0-2, Pass 0-0</b>	10/13/20 vs. Buf	Josh Allen pass to Cole Beasley NG
12/11/11 vs. NO	Pierre Thomas run NG	10/18/20 vs. Hou	Deshaun Watson pass to Randall Cobb NG
1/11/12 at Hou	Snap over Jake Delhomme's head, rec. by Ten. NG	11/22/20 at Bal	Lamar Jackson pass to J.K. Dobbins Good
<b>2012 Opponents: 1-2</b>	<b>Run 0-0, Pass 1-2</b>	11/29/20 at Ind	Jacoby Brissett run NG Philip Rivers pass to Zach Pascal NG
9/23/12 vs. Det	Matthew Stafford pass to Nate Burleson Good	12/27/20 at GB	Aaron Jones run NG
12/30/12 vs. Jax	Chad Henne pass incomplete NG	1/3/21 at Hou	Deshaun Watson pass to Chad Hansen NG
<b>2013 Opponents: 1-1</b>	<b>Run 1-1, Pass 0-0</b>	<b>2021 Opponents: 2-4</b>	<b>Run 0-0, Pass 2-4</b>
9/15/13 at Hou	Arian Foster run Good	10/10/21 at Jax	Trevor Lawrence pass to Jamal Agnew NG
<b>2014 Opponents: 0-1</b>	<b>Run 0-0, Pass 0-0</b>	10/18/21 vs Buf	Dawson Knox pass to Josh Allen Good
12/14/14 vs. NYJ	Geno Smith pass incomplete NG	11/14/21 vs NO	Trevor Siemian pass to Mark Ingram II NG
<b>2015 Opponents: 0-1</b>	<b>Run 0-0, Pass 0-1</b>	1/9/22 at Hou	Davis Mills pass to Danny Amendola Good
12/6/15 vs. Jax	Blake Bortles pass incomplete NG	<b>2022 Opponents: 3-7</b>	<b>Run 1-2, Pass 2-5</b>
<b>2016 Opponents: 1-3</b>	<b>Run 1-2, Pass 0-1</b>	9/11/22 vs NYG	Jamie Gillan run NG Daniel Jones pass to Saquon Barkley Good
10/16/16 vs. Cle	Cody Kessler pass incomplete NG	9/25/22 vs LV	Derek Carr pass to Darren Waller NG
10/27/16 vs. Jax	Blake Bortles run Good	11/6/22 at KC	Patrick Mahomes run Good
11/13/16 vs. GB	James Starks run NG	11/17/22 at KC	Aaron Rodgers pass to Aaron Jones Good
<b>2017 Opponents: 0-2</b>	<b>Run 0-0, Pass 0-2</b>	12/11/22 vs. Jax	Trevor Lawrence pass to Christian Kirk NG
9/17/17 at Jax	Blake Bortles pass incomplete NG	12/24/22 vs. Hou	Davis Mills pass to Amari Rodgers NG
9/24/17 vs. Sea	Russell Wilson pass incomplete NG	<b>Opponents Overall Statistics: 32-72 (44.4%)</b>	

## ALL-TIME SHUTOUTS

### ALL-TIME DEFENSIVE SHUTOUTS

Date	Opponent	Score
9/9/61	Oakland	55-0
9/10/66	Oakland	31-0
10/16/66	New York	24-0
10/13/68	at Boston	16-0
9/21/75	at New England	7-0
9/12/76	Tampa Bay	20-0
9/18/77	NY Jets	20-0
11/6/77	Chicago	47-0
12/4/80	Pittsburgh	6-0
10/22/89	Pittsburgh	27-0
9/27/92	San Diego	27-0
9/12/93	Kansas City	30-0
1/2/94	NY Jets	24-0
12/17/00	at Cleveland	24-0
12/25/00	Dallas	31-0
12/16/18	at NY Giants	17-0
12/12/21	Jacksonville	20-0

### ALL-TIME OPPONENT SHUTOUTS

Date	Opponent	Score
12/4/60	at Dallas	0-24
12/1/63	at San Diego	0-27
10/12/69	at Kansas City	0-24
11/2/69	at Boston	0-24
11/1/70	at St. Louis	0-44
9/19/71	at Cleveland	0-31
10/9/72	Oakland	0-34
11/5/72	at Cleveland	0-20
11/25/73	New England	0-32
11/24/74	Dallas	0-10
12/11/76	Pittsburgh	0-21
9/22/85	at Pittsburgh	0-20
11/10/85	at Buffalo	0-20
12/7/86	at San Diego	0-27
11/26/89	at Kansas City	0-34
11/7/99	at Miami	0-17
12/28/08	at Indianapolis	0-23
10/18/09	at New England	0-59
11/28/10	at Houston	0-20
10/14/18	Baltimore	0-21
10/13/19	at Denver	0-16

## GAME-WINNING FIELD GOALS

The franchise has totaled 53 game-winning field goals since 1960, including three playoff game winners. **Rob Bironas** leads the franchise with 11 game-winning field goals, followed by the 10 by former Oiler/Titan **Al Del Greco** (1991-00). Bironas' 60-yard field goal vs. Indianapolis (12/3/06) ranks as the longest game-winning field goal in franchise history. A game-winning field goal is defined as one that was the final score of the game and gave the kicker's team the lead at any time in the fourth quarter or overtime.

Date	Opp.	Kicker	Length	Final Score	Date	Opp.	Kicker	Length	Final Score
10/24/65	Kansas City	Spikes	15	38-36	10/15/06	at Washington	Bironas	30	25-22
10/31/65	at Buffalo	Blanda	8	19-17	11/26/06	N.Y. Giants	Bironas	49	24-21
10/26/69	Denver	Gerela	22	24-21	12/3/06	Indianapolis	Bironas	60	20-17
12/1/74	at Pittsburgh	Butler	34	13-10	12/24/06	at Buffalo	Bironas	30	30-29
9/17/78	San Francisco	Fritsch	19	20-19	10/21/07	at Houston	Bironas	29	38-36
10/1/78	at Cleveland	Fritsch	19	16-13	11/2/08	Green Bay	Bironas	41	19-16*
9/23/79	at Cincinnati	Fritsch	29	30-27*	11/23/09	at Houston	Bironas	53	20-17
10/28/79	N.Y. Jets	Fritsch	35	27-24*	12/20/09	Miami	Bironas	46	27-24*
9/28/80	at Cincinnati	Fritsch	29	13-10	9/23/12	Detroit	Bironas	26	44-41*
12/2/84	Pittsburgh	Cooper	30	23-20*	10/11/12	Pittsburgh	Bironas	40	26-23
11/3/85	Kansas City	Zendejas	38	23-20	12/18/16	at Kansas City	Succop	53	19-17
11/24/85	San Diego	Zendejas	51	37-35	10/22/17	at Cleveland	Succop	47	12-9*
<b>1/3/88</b>	<b>Seattle</b>	<b>Zendejas</b>	<b>42</b>	<b>23-20*</b>	9/16/18	Houston	Succop	31	20-17
9/4/88	at Indianapolis	Zendejas	35	17-14*	9/23/18	at Jacksonville	Succop	28	9-6
11/13/89	Cincinnati	Zendejas	28	26-24	9/14/20	at Denver	Gostkowski	25	16-14
11/10/91	Dallas	Del Greco	23	26-23*	9/20/20	Jacksonville	Gostkowski	49	33-30
9/20/92	Kansas City	Del Greco	39	23-20*	9/27/20	at Minnesota	Gostkowski	55	31-30
12/12/93	Cleveland	Del Greco	25	19-17	1/3/21	at Houston	Sloman	37	41-38
10/6/96	at Cincinnati	Del Greco	49	30-27*	9/19/21	at Seattle	Bullock	36	33-30*
8/31/97	Oakland	Del Greco	33	24-21*	10/31/21	at Indianapolis	Bullock	44	34-31*
12/13/98	at Jacksonville	Del Greco	41	16-13	12/23/21	San Francisco	Bullock	44	20-17
9/12/99	Cincinnati	Del Greco	33	36-35					
9/10/00	Kansas City	Del Greco	36	17-14*					
11/5/00	Pittsburgh	Del Greco	29	9-7					
12/3/00	at Philadelphia	Del Greco	50	15-13					
10/14/01	Tampa Bay	Nedney	49	31-28*					
10/21/01	at Detroit	Nedney	46	27-24					
12/22/01	at Oakland	Nedney	21	13-10					
12/01/02	at N.Y. Giants	Nedney	38	32-29*					
<b>1/11/03</b>	<b>Pittsburgh</b>	<b>Nedney</b>	<b>26</b>	<b>34-31*</b>					
<b>1/3/04</b>	<b>at Baltimore</b>	<b>Anderson</b>	<b>46</b>	<b>20-17</b>					
12/11/05	Houston	Bironas	21	13-10					

\*Overtime games  
Playoff games in **bold**

## ALL-TIME RETURN TOUCHDOWNS

### INTERCEPTION RETURN TOUCHDOWNS

Yards	Player	Date	Opp	Result	Yards	Player	Date	Opp	Result
99	Cortland Finnegan	9/21/2008	Hou	W, 31-12	51	Andre Dyson	10/12/2003	Hou	W, 38-17
98	Darryll Lewis	10/22/1995	@ Chi	L, 32-35	51	Ken Houston	10/5/1969	Buf	W, 28-14
97	Jordan Babineaux	10/2/2011	@ Cle	W, 31-13	51	Miller Farr	10/15/1967	@ NYJ	T, 28-28
95	Willie Alexander	9/25/1977	@ GB	W, 16-10	51	Zeke Moore	10/20/1969	@ NYJ	L, 17-26
95	Pete Jaquess	9/19/1964	Oak	W, 42-28	49	Eddie Robinson	11/12/1995	Cin	L, 25-32
90	Mark Johnston	10/27/1963	KC	W, 28-7	49	Colin McCarthy	11/11/2012	@ Mia	W, 37-3
87	Perry Phenix	11/12/2000	Bal	L, 23-24	48	Ken Houston	10/31/1971	Cin	W, 10-6
83	Michael Griffin	12/21/2008	Pit	W, 31-14	47	Darryll Lewis	9/19/1993	@ SD	L, 17-18
83	Adam Jones	12/17/2006	Jax	W, 24-17	47	Darryll Lewis	11/2/1997	Jax	L, 24-30
81	Samari Rolle	10/30/2000	@ Was	W, 27-21	45	Benny Nelson	9/19/1964	Oak	W, 42-28
79	Zach Brown	12/30/2012	Jax	W, 38-20	45	Vincent Fuller	12/13/2009	STL	W, 47-7
76	Andrew Adams	10/23/2022	Ind	W, 19-10	44	Steve Brown	9/4/1988	@ Ind	W, 17-14
76	Vincent Fuller	10/7/2007	Atl	W, 20-13	43	Ken Houston	10/15/1967	@ NYJ	T, 28-28
75	Vernon Perry	1/6/1980	@ Pit *	L, 13-27	42	Donald Mitchell	10/17/1999	@ NO	W, 24-21
73	Eugene Seale	10/4/1987	@ Den	W, 40-10	41	Cortland Finnegan	10/24/2010	Phi	W, 37-19
66	Ken Houston	9/14/1968	@ Mia	W, 24-10	40	Will Witherspoon	12/9/2012	@ Ind	L, 23-27
62	Blaine Bishop	11/5/1995	@ Cle	W, 37-10	40	Larry Carwell	11/17/1968	Den	W, 38-17
62	Miller Farr	11/26/1967	NE	W, 27-6	40	Miller Farr	12/7/1968	Buf	W, 35-6
61	Chris Hope	12/17/2006	Jax	W, 24-17	39	Denard Walker	10/26/1997	@ Ari	W, 41-14
61	Vincent Fuller	9/24/2007	@ NO	W, 31-14	39	Cortland Finnegan	11/8/2009	@ SF	W, 34-27
60	Rocky Boiman	9/28/2003	@ Pit	W, 30-13	39	Miller Farr	10/1/1967	Den	W, 10-6
58	Bubba McDowell	1/3/1993	@ Buf *	L, 38-41	38	Malcolm Butler	9/8/2019	@ Cle	W, 43-13
56	Malcolm Butler	12/22/2018	Was	W, 25-16	38	Bo Orlando	12/19/1993	@ Pit	W, 26-17
52	Lamar Lathon	9/8/1991	@ Cin	W, 30-7	37	Lamont Thompson	9/11/2004	@ Mia	W, 17-7
52	Miller Farr	12/7/1968	Buf	W, 35-6	36	Cris Dishman	12/4/1994	Ari	L, 12-30
52	Reynaldo Hill	10/30/2005	Oak	L, 25-34	36	Darryll Lewis	9/29/1996	@ Pit	L, 16-30
					36	Domingo Bryant	12/18/1988	@ Cle	L, 23-28
					35	Ken Houston	12/19/1971	SD	W, 49-33



## ALL-TIME RETURN TOUCHDOWNS

Yards	Player	Date	Opp	Result
34	J.C. Wilson	9/30/1979	Cle	W, 31-10
33	Darryll Lewis	10/20/1991	@ Mia	W, 17-13
32	Peter Sirmon	12/22/2002	@ Jax	W, 28-10
31	Roderick Hood	11/15/2009	Buf	W, 41-17
31	Gene Babb	11/11/1962	@ Oak	W, 28-20
30	Zach Brown	12/30/2012	Jax	W, 38-20
30	Richard Johnson	10/14/1990	Cin	W, 48-17
30	Ken Houston	12/23/1967	@ Mia	W, 41-10
29	Ken Houston	12/19/1971	SD	W, 49-33
28	Don Floyd	12/2/1962	Den	W, 34-17
27	Lonnie Marts	11/1/1998	@ Pit	W, 41-31
26	Coty Sensabaugh	9/13/2015	@ TB	W, 42-14
26	Vincent Fuller	11/15/2009	Buf	W, 41-17
26	Bubba McDowell	12/7/1992	Chi	W, 24-7
25	Bob Atkins	12/19/1971	SD	W, 49-33
24	<b>Kevin Byard</b>	11/7/2021	@LAR	W, 28-16
24	Randall Godfrey	10/22/2000	@ Bal	W, 14-6
24	Rich Coady	12/16/2002	NE	W, 24-7
23	Jim Norton	10/22/1967	@ KC	W, 24-19
23	Marqueston Huff	12/7/2014	NYG	L, 7-36
23	Alterraun Verner	9/15/2013	@ Hou	L, 24-30
22	Ken Houston	12/15/1968	NE	W, 45-17
22	Zeke Moore	11/3/1974	@ NYJ	W, 27-22
22	Steve Jackson	10/17/1993	@ NE	W, 28-14
22	Jayon Brown	12/30/2018	Ind	L, 17-33
21	Brad Kassell	9/18/2005	Bal	W, 25-10
20	Chuck Cecil	10/8/1995	@ Min	L, 17-23
17	Ken Houston	12/12/1971	@ Buf	W, 20-14
17	Johnny Baker	9/27/1964	@ Den	W, 38-17
16	Andre Dyson	9/22/2002	Cle	L, 28-31
15	Fred Glick	9/14/1963	Den	W, 20-14
15	Dave Ball	11/27/2008	@ Det	W, 47-10
11	Andre Dyson	11/9/2003	Mia	W, 31-7
9	Logan Ryan	1/4/20	@ NE*	W, 20-14
8	Keith Bulluck	12/25/2000	Dal	W, 31-0
2	<b>Elijah Molden</b>	10/31/2021	@ Ind	W, 34-31
1	Joe Bowden	11/8/1998	@ TB	W, 31-22

\* Postseason

### FUMBLE RETURN TOUCHDOWNS

Yards	Player	Date	Opp	Result
96	C.L. Whittington	10/3/1976	@ NO	W, 31-26
93	Robert Lyles	10/19/1986	@ Cin	L, 28-31
92	Cortland Finnegan	12/17/2006	Jax	W, 24-17
83	Denard Walker	1/2/2000	@ Pit	W, 47-36
80	Marcus Robertson	9/5/1993	@ NO	L, 21-33
77	Jason McCourty	10/13/2013	@ Sea	L, 13-20
72	Alterraun Verner	9/23/2012	Det	W, 44-41
72	Terry Kinard	12/9/1990	Cle	W, 58-14
70	Al Smith	12/8/1991	Pit	W, 31-6
68	Ken Houston	9/26/1971	KC	L, 16-20
66	Zeke Moore	11/13/1977	@ Oak	L, 29-34
63	Desmond King II	11/8/2020	Chi	W, 24-17
62	Jason McCourty	11/30/2014	@ Hou	L, 21-45
61	Keith Bulluck	11/3/2002	@ Ind	W, 23-15
61	Samari Rolle	12/21/2003	@ Hou	W, 27-24
58	Cris Dishman	9/12/1993	KC	W, 30-0
55	Robert Lyles	12/6/1987	SD	W, 33-18
53	Rashaan Evans	11/10/2019	KC	W, 35-32
48	Willie Germany	9/21/1975	@ NE	W, 7-0
46	Jayon Brown	12/8/2019	@ Oak	W, 42-21
43	John Corker	12/14/1980	@ GB	W, 22-3
42	Marcus Robertson	11/27/1997	@ Dal	W, 27-14
41	Johnny Peacock	12/20/1970	@ Dal	L, 10-52
40	Tony Brown	10/29/2006	Hou	W, 28-22
39	Keith Bulluck	1/2/2005	Det	W, 24-19
38	Curley Culp	9/28/1975	SD	W, 33-17
38	Elvin Bethea	10/27/1974	@ Cin	W, 34-21
38	Tom Domres	11/16/1969	@ Den	T, 20-20

Yards	Player	Date	Opp	Result
34	Gregg Bingham	11/6/1977	Chi	W, 47-0
32	Keith Bulluck	10/19/2003	@ Car	W, 37-17
30	<b>Kevin Byard</b>	10/10/2021	@ Jax	W, 37-19
30	Henry Ford	12/25/2000	Dal	W, 31-0
27	Marcus Robertson	11/23/1997	Buf	W, 31-14
27	Antwan Odom	11/20/2005	Jax	L, 28-31
27	Johnny Peacock	12/6/1969	NYJ	L, 26-34
25	Antwan Odom	9/25/2005	@ STL	L, 27-31
25	Keith Bostic	11/25/1984	@ Cle	L, 10-27
20	Jesse Baker	10/14/1979	@ Bal	W, 28-16
19	Garland Boyette	11/28/1971	Cle	L, 24-37
19	Cris Dishman	10/6/1991	Den	W, 42-14
19	Mike Dumas	9/1/1991	Oak	W, 47-17
16	Keith Bulluck	11/19/2006	@ Phi	W, 31-13
15	Johnny Meads	9/6/1992	Pit	L, 24-29
14	Jevon Kearse	1/2/2000	@ Pit	W, 47-36
14	Bobby Myers	9/9/2001	Mia	L, 23-31
12	Doug Cline	11/12/1961	NE	W, 27-15
12	Joe Bowden	10/18/1998	Cin	W, 44-14
10	William Fuller	11/26/1992	@ Det	W, 24-21
8#	Mike Munchak	9/14/1986	Cle	L, 20-23
8	Ray Childress	11/1/1992	@ Pit	L, 20-21
7	Doug Cline	9/10/1966	Oak	W, 31-0
5	Greg Stemmick	10/9/1977	Pit	W, 27-10
4	Wesley Woodyard	12/24/2017	LAR	L, 23-27
3#	MyCole Pruitt	12/6/2020	Cle	L, 35-41
3	Wesley Woodyard	12/6/2015	Jax	W, 42-39
0#	<b>Treyton Burks</b>	11/27/2022	Cin	L, 16-20
0#	Anthony Firkser	11/21/2021	Hou	L, 13-22
0	DaQuan Jones	1/1/2017	Hou	W, 24-17
0	Karl Klug	9/29/2013	NYJ	W, 38-13
0#	Erron Kinney	12/28/2003	TB	W, 33-13
0	Michael Roan	11/15/1998	Pit	W, 23-14
0	Ray Childress	12/5/1993	Atl	W, 33-17
0	Jeff Donaldson	9/21/1986	@ KC	L, 13-27
0	Mike Reinfeldt	9/19/1982	Sea	W, 23-21
0	Doug Cline	11/26/1961	Den	W, 45-14

# Own fumble recovery (all others opponent fumble recoveries)

### PUNT RETURN TOUCHDOWNS

Yards	Player	Date	Opp	Result
90	Adam Jones	11/19/2006	@ Phi	W, 31-13
87	Billy Johnson	10/16/1977	Cle	L, 23-24
87	Marc Mariani	11/21/2010	Was	L, 16-19
83	Billy Johnson	11/16/1975	Mia	W, 20-19
82	Bobby Jancik	12/20/1964	Den	W, 34-15
81	Adam Jones	12/31/2006	NE	L, 23-40
81	Darius Reynaud	12/30/2012	Jax	W, 38-20
79	Marc Mariani	11/13/2011	@ Car	W, 30-3
78	Ernest Givins	12/11/1994	Sea	L, 14-16
72	Billy Johnson	12/11/1977	@ Cle	W, 19-15
69	Darius Reynaud	12/30/2012	Jax	W, 38-20
69	Ronnie Coleman	10/24/1976	Cin	L, 7-27
69	Derrick Mason	10/30/2000	@ Was	W, 27-21
65	Tommie Campbell	9/23/2012	Det	W, 44-41
65	Derrick Mason	11/28/1999	@ Cle	W, 33-21
63	Billy Johnson	10/5/1975	Cin	L, 19-21
58	Justin McCareins	11/23/2003	@ Atl	W, 38-31
53	Adam Jones	10/29/2006	Hou	W, 28-22
52	Billy Johnson	10/26/1975	Det	W, 24-8
52	Adam Jones	12/11/2005	Hou	W, 13-10
23	Don Floyd	12/13/1964	NYJ	W, 33-17

### KICKOFF RETURN TOUCHDOWNS

Yards	Player	Date	Opp	Result
105	Darius Reynaud	9/23/2012	Det	W, 44-41
104	Ken Hall	10/23/1960	@ NYJ	W, 42-28

## ALL-TIME RETURN TOUCHDOWNS

Yards	Player	Date	Opp	Result
103	Bob Gresham	9/23/1973	@ Cin	L, 10-24
101	Derrick Mason	11/18/2001	@ Cin	W, 20-7
98	Marc Mariani	10/3/2010	Den	L, 20-26
97	Carl Roaches	9/18/1983	Pit	L, 28-40
96	Carl Roaches	10/4/1981	Cin	W, 17-10
95	Willie Tullis	9/6/1981	@ LAR	W, 27-20
94	Darius Jennings	9/9/2018	@ Mia	L, 20-27
93	Steve Brown	12/11/1983	Cle	W, 34-27
93	Ode Burrell	11/29/1964	NE	L, 17-34
92	Zeke Moore	10/22/1967	@ KC	W, 24-19
90	Lorenzo White	12/4/1988	Pit	L, 34-37
88	Billy Cannon	12/18/1960	NE	W, 37-21
84	Tommie Campbell	11/27/2011	TB	W, 23-17
81	Billy Johnson	10/12/1975	@ Cle	W, 40-10
80	Derrick Mason	1/23/2000	@ Jax *	W, 33-14
75	Billy Johnson	11/6/1977	Chi	W, 47-0
75	Kevin Dyson	1/8/2000	Buf *	W, 22-16
42	A.J. Brown	11/29/2020	@ Ind	W, 45-26

\* Postseason

## BLOCKED PUNTS RETURNED FOR TOUCHDOWNS

Yards	Player	Date	Opp	Result
26	Donald Mitchell	10/7/2001	@ Bal	L, 7-26
20	Mike Akiu	10/27/1985	@ STL	W, 20-10
14	Larry Eaglin	10/7/1973	LAR	L, 26-31
10	Cris Dishman	10/2/1988	@ Phi	L, 23-32
7	Cris Dishman	9/24/1989	Buf	L, 41-47

Yards	Player	Date	Opp	Result
0	Norm Evans	11/28/1965	@ KC	L, 21-52
0	Larry Onesti	12/18/1965	@ NE	L, 14-42
0	Ward Walsh	10/15/1972	@ Pit	L, 7-24
0	Eugene Seale	11/13/1989	Cin	W, 26-24
0	Bubba McDowell	10/6/1991	Den	W, 42-14
0	Keith Bulluck	9/14/2008	@ Cin	W, 24-7
0	Patrick Bailey	10/30/2011	Ind	W, 27-10

## BLOCKED/MISSED FIELD GOALS RETURNED FOR TOUCHDOWNS

Yards	Player	Date	Opp	Result
71	Ken Houston	10/15/1967	@ NYJ	T, 28-28
69	Donald Mitchell	10/21/2001	@ Det	W, 27-24
63	Tye Smith	12/1/2019	@ Ind	W, 31-17
62	Mark Johnston	11/26/1961	Den	W, 45-14
58	Tony Banfield	12/9/1962	Oak	W, 32-17

## TOP PERFORMANCES: 100-YARD RUSHING GAMES

Yards	Player	Date	Opp	Att	Avg	TD
250	<b>Derrick Henry</b>	01/03/21	Hou	34	7.4	2
238	<b>Derrick Henry</b>	12/06/18	Jac	17	14.0	4
228	Chris Johnson	11/01/09	Jac	24	9.5	2
219	<b>Derrick Henry</b>	10/30/22	Hou	32	6.8	2
216	Billy Cannon	12/10/61	NYT	25	8.6	3
216	Eddie George	08/31/97	Oak	35	6.2	1
215	<b>Derrick Henry</b>	12/13/20	Jax	26	8.3	2
212	<b>Derrick Henry</b>	10/18/20	Hou	22	9.6	2
211	<b>Derrick Henry</b>	12/29/19	Hou	32	6.6	3
206	Earl Campbell	11/16/80	Chi	31	6.6	0
203	Earl Campbell	10/19/80	TB	33	6.2	0
203	Earl Campbell	12/21/80	Min	29	7.0	1
202	Earl Campbell	10/26/80	Cin	27	7.5	2
199	Earl Campbell	11/20/78	Mia	28	7.1	4
199	Eddie George	12/09/99	Oak	28	7.1	2
197	Chris Johnson	09/20/09	Hou	16	12.3	2
195	Earl Campbell	11/22/79	Dal	33	5.9	2
195	Chris Johnson	10/21/12	Buf	18	10.8	2
194	Gary Brown	11/21/93	Cle	34	5.7	1
190	Chris Johnson	11/27/11	TB	23	8.3	0
188	<b>Derrick Henry</b>	11/10/19	KC	23	8.2	2
186	Earl Campbell	10/11/81	Sea	39	4.8	2
183	Hoyle Granger	12/04/66	SD	19	9.6	0
182	Earl Campbell	10/04/81	Cin	37	4.9	1
182	<b>Derrick Henry</b>	09/19/21	Sea	35	5.2	3
181	Earl Campbell	12/14/80	GB	36	5.0	2
181	Eddie George	10/08/00	Cin	36	5.0	1
179	Sid Blanks	12/13/64	NYJ	21	8.5	3
178	Earl Campbell	10/12/80	KC	38	4.7	1
178	<b>Derrick Henry</b>	11/29/20	Ind	27	6.6	3
178	Travis Henry	10/15/06	Was	32	5.6	1
176	Eddie George	12/17/00	Cle	34	5.2	3
175	Chris Brown	09/09/07	Jac	19	9.2	0

Yards	Player	Date	Opp	Att	Avg	TD
170	<b>Derrick Henry</b>	12/16/18	NYG	33	5.2	2
168	Chris Johnson	10/19/08	KC	18	9.3	1
167	Eddie George	10/16/00	Jac	29	5.8	1
166	Gary Brown	11/14/93	Cin	26	6.4	1
166	Earl Campbell	09/02/79	Was	32	5.2	2
160	Hoyle Granger	12/23/67	Mia	21	7.6	1
159	<b>Derrick Henry</b>	11/24/19	Jax	19	8.5	2
158	Earl Campbell	09/23/79	Cin	34	4.6	1
157	Earl Campbell	11/02/80	Den	36	4.4	2
157	<b>Derrick Henry</b>	10/03/21	NYJ	33	4.8	1
156	Lorenzo White	11/21/94	NYG	27	5.8	0
155	Eddie George	10/17/99	NO	28	5.5	0
154	Chris Johnson	11/29/09	Ari	18	8.6	1
153	Eddie George	11/01/98	Pit	34	4.5	1
153	Chris Johnson	12/04/11	Buf	23	6.7	2
152	Chris Brown	09/19/04	Ind	26	5.8	1
152	Eddie George	10/06/96	Cin	26	5.8	1
151	Chris Johnson	11/23/09	Hou	29	5.2	0
150	Chris Johnson	11/03/13	StL	23	6.5	2
150	Mike Rozier	09/20/87	Buf	29	5.2	1
149	<b>Derrick Henry</b>	12/01/19	Ind	26	5.7	1
149	Earl Campbell	10/14/79	Bal	22	6.8	3
149	Rob Carpenter	11/27/77	KC	14	10.6	0
149	LenDale White	10/19/08	KC	17	8.8	3
149	Lorenzo White	10/11/92	Cin	25	6.0	0
148	Chris Brown	10/11/04	GB	27	5.5	2
147	Chris Brown	10/31/04	Cin	32	4.6	1
147	<b>Derrick Henry</b>	12/20/20	Det	24	6.1	1
145	Billy Cannon	12/17/61	Oak	21	6.9	1
144	Allen Pinkett	09/01/91	LAA	26	5.5	1
144	Mike Rozier	10/25/87	Atl	29	5.0	1
143	Joe Dawkins	11/22/70	Cle	22	6.5	2
143	Eddie George	09/08/96	Jac	17	8.4	1

## TOP PERFORMANCES: 100-YARD RUSHING GAMES

Yards	Player	Date	Opp	Att	Avg	TD	Yards	Player	Date	Opp	Att	Avg	TD
143	<b>Derrick Henry</b>	10/18/21	Buf	20	7.2	3	121	Herman Hunter	10/11/87	Cle	28	4.3	0
143	Travis Henry	11/19/06	Phi	18	7.9	1	121	DeMarco Murray	10/09/16	Mia	27	4.5	0
142	Earl Campbell	09/19/82	Sea	30	4.7	1	120	Earl Campbell	11/05/79	Mia	32	3.8	0
142	Earl Campbell	09/25/83	Buf	30	4.7	1	120	Rob Carpenter	11/13/77	Oak	19	6.3	0
142	Ronnie Coleman	09/12/76	TB	25	5.7	0	119	<b>Derrick Henry</b>	9/27/20	Min	26	4.6	2
142	Hoyle Granger	11/12/67	Den	22	6.5	0	119	Fred Willis	11/12/72	Phi	21	5.7	0
142	Skip Hicks	12/16/01	GB	17	8.4	1	118	Billy Cannon	11/05/61	Den	11	10.7	1
142	Chris Johnson	12/25/09	SD	21	6.8	1	117	Chris Johnson	11/14/10	Mia	17	6.9	1
142	Chris Johnson	09/12/10	Oak	27	5.3	2	117	Chris Johnson	12/13/09	StL	28	4.2	2
142	Charley Tolar	09/23/62	SD	18	7.9	1	117	Larry Moriarty	11/11/84	KC	29	4.0	0
141	Woody Campbell	12/03/67	Mia	18	7.8	1	116	Eddie George	10/05/97	Sea	26	4.5	0
141	Eddie George	12/01/96	NYJ	28	5.0	2	116	<b>Derrick Henry</b>	09/14/20	Den	31	3.7	0
141	Mike Rozier	10/09/88	KC	27	5.2	0	116	Lorenzo White	12/09/90	Cle	18	6.4	4
141	Chris Johnson	09/30/12	Hou	25	5.6	0	116	Lorenzo White	12/07/92	Chi	21	5.5	1
141	Chris Johnson	11/04/12	Chi	16	8.8	1	115	<b>Derrick Henry</b>	11/06/22	KC	17	6.8	2
139	Hoyle Granger	12/14/69	BPA	25	5.6	0	115	Eddie George	11/23/03	Atl	26	4.4	1
138	Earl Campbell	12/04/83	Mia	28	4.9	1	115	DeMarco Murray	09/24/17	Sea	14	8.2	1
138	Hoyle Granger	10/01/67	Den	20	6.9	0	115	Lorenzo White	12/03/89	Pit	23	5.0	1
138	Larry Moriarty	11/18/84	NYJ	23	6.0	1	114	Gary Brown	12/25/93	SF	19	6.0	0
137	Earl Campbell	09/03/78	Atl	15	9.1	1	114	Rob Carpenter	09/21/80	Bal	24	4.8	1
137	Eddie George	10/25/98	Chi	21	6.5	0	114	Ronnie Coleman	10/23/77	Pit	26	4.4	0
136	Chris Johnson	12/07/08	Cle	19	7.2	1	114	<b>Derrick Henry</b>	10/02/22	Ind	22	5.2	1
135	Travis Henry	12/24/06	Buf	25	5.4	0	114	DeMarco Murray	09/25/16	Oak	16	7.1	1
135	Chris Johnson	11/08/09	SF	25	5.4	2	114	Dave Smith	10/14/62	NYT	20	5.7	1
134	Earl Campbell	12/16/79	Phi	16	8.4	1	113	Eddie George	11/28/99	Cle	26	4.3	2
134	Eddie George	11/19/00	Cle	36	3.7	3	113	Eddie George	10/13/02	Jac	31	3.6	1
134	Eddie George	11/08/98	TB	27	5.0	1	113	<b>Derrick Henry</b>	09/26/21	Ind	28	4.0	0
134	Chris Johnson	01/03/10	Sea	36	3.7	2	113	Chris Johnson	12/06/09	Ind	27	4.2	0
133	<b>Derrick Henry</b>	11/22/20	Bal	28	4.8	1	113	LenDale White	12/09/07	SD	30	3.8	1
133	LenDale White	10/28/07	Oak	25	5.3	0	112	Ode Burrell	11/28/65	KC	14	8.0	2
132	D'Onta Foreman	01/02/22	Mia	26	5.1	1	112	Earl Campbell	11/18/79	Cin	19	5.9	2
132	Chris Johnson	11/15/09	Buf	26	5.1	2	112	Ronnie Coleman	09/28/75	SD	16	7.0	1
131	<b>Derrick Henry</b>	10/16/17	Ind	19	6.9	1	112	<b>Derrick Henry</b>	11/01/20	Cin	18	6.2	1
131	Dontrell Hilliard	11/28/21	NE	12	10.9	1	112	Mike Rozier	11/15/87	Pit	29	3.9	0
131	Chris Johnson	10/10/10	Dal	19	6.9	2	112	Marcus Mariota	12/6/15	Jax	9	12.4	1
131	Earl Campbell	09/16/79	KC	32	4.1	1	111	Hoyle Granger	12/03/67	Mia	25	4.4	1
130	Earl Campbell	11/10/80	NE	30	4.3	2	111	Chris Johnson	10/18/10	Jax	26	4.3	1
130	Earl Campbell	12/11/83	Cle	32	4.1	1	111	Chris Johnson	12/09/10	Hou	22	5.0	1
130	Earl Campbell	10/16/83	Min	29	4.5	1	110	Ronnie Coleman	10/12/75	Cle	14	7.9	0
130	Eddie George	12/30/01	Cle	26	5.0	2	110	Eddie George	11/27/97	Dal	34	3.2	0
130	<b>Derrick Henry</b>	10/10/21	Jax	29	4.5	3	110	Charley Tolar	11/04/62	DLT	24	4.6	0
130	Chris Johnson	11/13/11	Car	27	4.8	1	109	Gary Brown	12/12/93	Cle	23	4.7	0
130	Chris Johnson	12/19/10	Hou	24	5.4	1	109	Earl Campbell	12/10/79	Pit	33	3.3	0
130	Chris Johnson	11/21/10	Was	21	6.2	0	109	Earl Campbell	11/30/80	Cle	27	4.0	1
129	Eddie George	12/14/97	Bal	26	5.0	0	109	D'Onta Foreman	11/28/21	NE	19	5.7	0
128	<b>Derrick Henry</b>	10/23/22	Ind	30	4.3	0	109	Eddie George	10/13/96	Atl	23	4.7	0
128	Chris Johnson	10/18/09	NE	17	7.5	0	109	<b>Derrick Henry</b>	01/07/23	Jax	30	3.6	0
127	Sid Blanks	09/19/64	Oak	6	21.2	0	109	<b>Derrick Henry</b>	12/03/17	Hou	11	9.9	1
127	Chris Johnson	12/29/13	Hou	27	4.7	1	109	Chris Johnson	09/14/08	Cin	19	5.7	0
126	<b>Derrick Henry</b>	12/24/22	Hou	23	5.5	1	109	Charley Tolar	09/09/62	Buf	17	6.4	1
126	Mike Rozier	12/11/88	Cin	22	5.7	3	108	Earl Campbell	12/02/79	Cle	22	4.9	1
126	Chris Johnson	11/11/12	Mia	23	5.5	1	108	D'Onta Foreman	12/19/21	Pit	22	4.9	0
125	Chris Johnson	09/26/10	NYG	32	3.9	2	108	Rodney Thomas	11/05/95	Cle	17	6.4	0
125	Eddie George	10/01/00	NYG	35	3.6	1	107	Earl Campbell	11/11/79	Oak	32	3.3	1
125	Eddie George	10/19/97	Was	31	4.0	2	107	Earl Campbell	09/10/78	KC	22	4.9	2
125	Chris Johnson	11/27/08	Det	16	7.8	2	107	Earl Campbell	11/13/83	Det	28	3.8	0
125	Lorenzo White	11/26/90	Buf	18	6.9	1	107	Eddie George	10/18/98	Cin	25	4.3	0
124	Hoyle Granger	11/26/67	BPA	22	5.6	1	107	Hoyle Granger	12/16/67	SD	27	4.0	1
123	Earl Campbell	09/04/83	GB	27	4.6	3	107	Don Hardeman	09/28/75	SD	27	4.0	1
123	Ronnie Coleman	09/15/74	SD	21	5.9	0	107	Travis Henry	11/12/06	Bal	27	4.0	1
123	Eddie George	11/14/99	Cin	29	4.2	2	107	Roy Hopkins	10/26/69	Den	14	7.6	2
123	Travis Henry	10/08/06	Ind	19	6.5	0	107	DeMarco Murray	10/23/16	Ind	25	4.3	1
123	DeMarco Murray	10/27/16	Jax	21	5.9	1	107	Dave Smith	10/30/60	Buf	12	8.9	0
123	DeMarco Murray	11/13/16	GB	17	7.2	1	107	Charley Tolar	12/15/62	NYT	29	3.7	1
122	Earl Campbell	09/06/81	LAN	27	4.5	0	106	Earl Campbell	09/15/80	Cle	18	5.9	0
122	Earl Campbell	11/26/78	Cin	27	4.5	0	106	Eddie George	10/27/02	Cin	21	5.0	0
122	Eddie George	11/09/97	NYG	32	3.8	1	106	Eddie George	09/07/97	Mia	23	4.6	1
122	Mike Rozier	11/29/87	Ind	26	4.7	0	106	Eddie George	10/12/97	Cin	30	3.5	0
122	Chris Johnson	12/17/12	NYJ	21	5.8	1	106	LenDale White	11/27/08	Det	23	4.6	2
121	Eddie George	10/11/98	Bal	30	4.0	0	105	Earl Campbell	10/15/78	Buf	19	5.5	0
121	<b>Derrick Henry</b>	12/11/22	Jax	17	7.1	1	105	Billy Cannon	11/06/60	Den	16	6.6	0

## TOP PERFORMANCES: 100-YARD RUSHING GAMES

Yards	Player	Date	Opp	Att	Avg	TD	Yards	Player	Date	Opp	Att	Avg	TD
105	Charley Tolar	11/11/62	Oak	28	3.8	1	101	Ronnie Coleman	11/27/77	KC	15	6.7	0
104	Chris Brown	12/05/04	Ind	19	5.5	0	101	Eddie George	12/03/00	Phi	32	3.2	0
104	Earl Campbell	10/08/78	Oak	25	4.2	0	101	Eddie George	12/16/02	NE	31	3.3	0
104	Hoyle Granger	11/09/69	Cin	15	6.9	0	101	Hoyle Granger	09/09/67	KC	13	7.8	1
104	Hoyle Granger	12/15/68	BPA	18	5.8	2	101	Chris Johnson	10/02/11	Cle	23	4.4	0
104	<b>Derrick Henry</b>	12/18/22	LAC	21	5.0	1	101	Allen Pinkett	09/08/91	Cin	21	4.8	1
104	Chris Johnson	12/20/09	Mia	29	3.6	0	101	Charley Tolar	09/09/61	Oak	18	5.6	1
104	Dave Smith	09/11/60	Oak	19	5.5	1	101	Butch Woolfolk	11/03/85	KC	14	7.2	1
104	Rodney Thomas	11/26/95	Den	13	8.0	1	100	Chris Brown	09/11/04	Mia	16	6.3	0
104	LenDale White	10/21/07	Hou	27	3.9	1	100	Gary Brown	12/19/93	Pit	20	5.0	0
103	<b>Derrick Henry</b>	11/12/20	Ind	19	5.4	0	100	Eddie George	09/21/03	NO	29	3.4	1
103	<b>Derrick Henry</b>	12/08/19	Oak	18	5.7	2	100	Eddie George	09/20/98	NE	23	4.3	0
103	Billy Cannon	12/15/62	NYT	9	11.4	1	100	<b>Derrick Henry</b>	09/29/19	Atl	27	3.7	0
103	Mike Rozier	12/27/87	Cin	20	5.2	0	100	Paul Robinson	12/16/73	Cin	20	5.0	1
103	LenDale White	12/23/07	NYJ	23	4.5	0	100	Mike Rozier	09/04/88	Ind	25	4.0	1
102	<b>Derrick Henry</b>	10/9/22	Was	28	3.6	2	100	LenDale White	11/04/07	Car	31	3.2	1
102	Earl Campbell	10/29/78	Cin	18	5.7	0	100	Lorenzo White	09/06/92	Pit	13	7.7	0
102	Eddie George	12/26/99	Jac	26	3.9	0							
102	Eddie George	12/29/02	Hou	25	4.1	1							
102	Travis Henry	12/31/06	NE	21	4.9	0							
102	Larry Moriarty	12/09/84	LAN	24	4.3	1							
101	Chris Brown	09/26/04	Jac	23	4.4	1							
101	Gary Brown	09/03/95	Jac	29	3.5	0							
101	Earl Campbell	10/09/83	Den	19	5.3	1							
101	Woody Campbell	11/12/67	Den	16	6.3	1							

## TOP PERFORMANCES: 300-YARD PASSING GAMES

Yards	Player	Date	Opp	Att	Cmp	Pct	TD	Int	Rate	Yards	Player	Date	Opp	Att	Cmp	Pct	TD	Int	Rate
527	Warren Moon	12/16/90	KC	45	27	60.0	3	0	123.1	350	Matt Hasselbeck	12/24/11	Jac	40	24	60.0	1	2	76.0
492	Billy Volek	12/19/04	Oak	60	40	66.7	4	1	107.1	348	Archie Manning	09/04/83	GB	34	22	64.7	1	2	83.9
464	George Blanda	10/29/61	Buf	32	18	56.3	4	4	101.0	347	<b>Ryan Tannehill</b>	09/19/21	Sea	40	27	67.5	0	0	94.5
457	Jacky Lee	10/13/61	BPA	41	27	65.9	2	2	99.3	345	Zach Mettenberger	11/23/14	Phi	39	20	51.3	2	1	88.1
432	Warren Moon	11/10/91	Dal	56	41	73.2	0	0	95.2	345	Warren Moon	11/05/89	Det	38	30	78.9	2	1	111.1
426	Billy Volek	12/13/04	KC	43	29	67.4	4	0	130.6	344	Marcus Mariota	09/30/18	Phi	43	30	69.8	2	1	99.4
423	Warren Moon	10/13/91	NYJ	50	35	70.0	2	2	92.3	343	Steve McNair	11/27/05	SF	41	23	56.1	3	1	97.9
421	Steve McNair	10/12/03	Hou	27	18	66.7	3	0	146.8	343	Warren Moon	11/04/90	LAN	43	26	60.5	1	2	74.1
418	George Blanda	11/19/61	NYT	32	20	62.5	7	1	132.8	342	George Blanda	12/22/63	Oak	32	20	62.5	5	2	112.2
414	Warren Moon	12/23/89	Cle	51	32	62.7	2	1	93.1	342	Warren Moon	10/25/92	Cin	40	27	67.5	2	1	100.2
413	Pete Beathard	09/09/68	KC	48	23	47.9	2	3	65.7	342	Warren Moon	12/05/93	Atl	42	24	57.1	1	0	91.6
402	Ryan Fitzpatrick	12/15/13	Ari	58	36	62.1	4	2	91.3	341	Steve McNair	09/12/99	Cin	32	21	65.6	3	1	119.4
399	Warren Moon	11/17/91	Cle	44	31	70.5	3	1	111.8	340	Lynn Dickey	11/04/73	Bal	32	22	68.8	3	2	108.9
398	Steve McNair	09/29/02	Oak	46	32	69.6	2	4	74.4	339	Warren Moon	12/15/85	Cle	48	22	45.8	2	2	66.2
398	Warren Moon	10/05/86	Det	38	21	55.3	1	3	67.7	338	Pete Beathard	11/16/69	Den	41	20	48.8	1	1	75.1
397	Warren Moon	09/09/90	Atl	52	31	59.6	4	2	93.2	338	Cody Carlson	11/26/92	Det	33	24	72.7	1	2	90.2
393	George Blanda	11/01/64	Buf	68	37	54.4	1	3	58.0	338	Warren Moon	09/24/89	Buf	42	28	66.7	1	2	79.3
391	<b>Ryan Tannehill</b>	12/08/19	Oak	27	21	77.8	3	1	140.4	334	Steve McNair	11/25/01	Pit	37	23	62.2	2	2	87.0
389	<b>Ryan Tannehill</b>	12/06/20	Cle	45	29	64.4	3	1	104.8	334	Steve McNair	12/01/02	NYG	43	30	69.8	3	0	115.8
388	Ken Stabler	11/23/80	NYJ	51	33	64.7	4	4	81.2	334	Warren Moon	10/06/91	Den	31	19	61.3	2	1	106.1
387	Vince Young	11/29/09	Ari	43	27	62.8	1	0	99.7	334	Billy Volek	11/14/04	Chi	44	27	61.4	2	1	90.5
386	George Blanda	09/16/62	BPA	36	20	55.6	3	4	81.3	333	<b>Ryan Tannehill</b>	11/17/22	GB	27	22	81.5	2	1	127.3
381	Warren Moon	10/28/90	NYJ	43	30	69.8	1	0	104.9	331	Jacky Lee	11/25/60	BPA	38	21	55.3	1	0	93.2
378	Jake Locker	09/23/12	Det	42	29	69.0	2	0	113.0	331	<b>Ryan Tannehill</b>	11/03/19	Car	39	27	69.2	1	2	82.3
377	Gifford Nielsen	12/20/81	Pit	37	24	64.9	3	2	103.1	330	Cody Carlson	12/13/92	GB	36	25	69.4	0	2	75.0
371	Marcus Mariota	11/08/15	NO	39	28	71.8	4	0	135.7	330	Warren Moon	12/08/85	NYG	47	26	55.3	2	2	73.9
369	Warren Moon	10/14/90	Cin	33	21	63.6	5	1	128.7	330	Warren Moon	09/06/92	Pit	45	29	64.4	2	5	61.6
369	Warren Moon	11/07/93	Sea	55	36	65.5	2	2	81.6	329	Dan Pastorini	10/17/76	SD	39	25	64.1	3	1	105.6
367	Marcus Mariota	09/27/15	Ind	44	27	61.4	2	2	84.2	329	Don Trull	11/13/66	BPA	45	23	51.1	3	0	97.4
366	George Blanda	11/13/60	LAC	55	31	56.4	3	4	64.7	328	George Blanda	11/06/64	BPA	44	20	45.5	2	1	76.7
366	<b>Ryan Tannehill</b>	10/18/20	Hou	41	30	73.2	4	1	122.6	327	Warren Moon	11/29/87	Ind	44	24	54.5	3	2	82.3
365	Warren Moon	09/09/84	Ind	43	23	53.5	0	0	82.0	326	Jake Locker	10/20/13	SF	41	25	61.0	2	1	92.1
364	Warren Moon	12/22/85	Ind	40	22	55.0	2	2	81.7	324	Warren Moon	11/24/91	Pit	48	24	50.0	2	5	46.2
361	Warren Moon	09/13/92	Ind	39	29	74.4	2	0	119.7	323	<b>Ryan Tannehill</b>	11/21/21	Hou	52	35	67.3	1	4	58.4
360	Steve McNair	10/05/03	NE	45	23	51.1	0	1	68.8	322	Warren Moon	11/18/90	Cle	32	24	75.0	5	0	146.1
358	Matt Hasselbeck	09/18/11	Bal	42	30	71.4	1	1	95.1	321	Warren Moon	10/18/92	Den	39	23	59.0	2	1	91.9
356	Warren Moon	10/21/84	SF	33	25	75.8	2	2	105.1	321	<b>Ryan Tannehill</b>	09/27/20	Min	37	23	62.2	0	1	78.8
355	Warren Moon	09/30/90	SD	46	27	58.7	2	1	88.6	320	Ryan Fitzpatrick	11/24/13	Oak	42	30	71.4	2	0	109.2
355	Neil O'Donnell	10/03/99	SF	40	20	50.0	2	1	87.0	317	Warren Moon	10/15/89	Chi	26	16	61.5	2	2	97.8
354	Dan Pastorini	10/20/74	StL	40	26	65.0	1	0	101.5	315	Warren Moon	09/08/91	Cin	37	22	59.5	1	1	84.9
352	Chris Chandler	09/24/95	Cin	26	23	88.5	4	0	158.3	315	Jerry Rhome	12/13/70	Cin	54	27	50.0	2	2	65.0
351	George Blanda	12/03/61	SD	33	20	60.6	4	1	123.9	314	Pete Beathard	10/20/69	NYJ	47	23	48.9	1	3	51.2
350	George Blanda	12/17/61	Oak	31	18	58.1	4	2	110.2	313	Marcus Mariota	11/06/16	SD	43	27	62.8	3	2	88.6

## TOP PERFORMANCES: 300-YARD PASSING GAMES

Yards	Player	Date	Opp	Att	Cmp	Pct	TD	Int	Rate	Yards	Player	Date	Opp	Att	Cmp	Pct	TD	Int	Rate
312	George Blanda	10/25/64	SD	37	22	59.5	1	2	73.3	304	Warren Moon	10/26/86	LAA	46	18	39.1	0	4	26.0
312	<b>Ryan Tannehill</b>	10/20/19	LAC	29	23	79.3	2	1	120.1	303	George Blanda	09/25/66	Buf	54	23	42.6	2	5	34.7
311	Matt Hasselbeck	09/25/11	Den	36	27	75.0	2	0	119.1	303	Marcus Mariota	11/26/18	Hou	23	22	95.7	2	0	147.7
310	Steve McNair	12/18/05	Sea	38	23	60.5	2	0	104.1	303	Warren Moon	12/02/84	Pit	45	27	60.0	1	3	59.8
310	Warren Moon	11/09/86	Cin	44	25	56.8	1	0	86.4	302	Steve McNair	12/09/01	Min	33	25	75.8	2	0	123.5
310	Warren Moon	09/26/93	LAN	42	19	45.2	1	2	58.6	300	George Blanda	10/02/66	Den	37	15	40.5	5	2	86.7
310	Warren Moon	09/13/87	LAN	43	21	48.8	2	2	68.9	300	Archie Manning	09/18/83	Pit	35	16	45.7	1	4	45.8
310	Neil O'Donnell	09/19/99	Cle	40	31	77.5	1	0	107.3	300	Warren Moon	11/26/90	Buf	22	16	72.7	2	0	145.1
309	Jake Locker	12/02/12	Hou	45	21	46.7	1	3	49.2	300	Kerry Collins	01/02/11	Ind	39	28	71.8	2	0	111.1
308	George Blanda	09/22/63	NYJ	37	25	67.6	1	2	79.6										
308	George Blanda	11/07/65	Oak	60	27	45.0	2	3	51.3										
308	Steve McNair	12/08/96	Jac	37	24	64.9	1	1	88.6										
308	Warren Moon	09/23/90	Ind	39	29	74.4	3	1	111.9										
306	Marcus Mariota	11/16/17	Pit	33	22	66.7	1	4	66.8										
306	Marcus Mariota	10/16/17	Ind	32	23	71.9	1	1	99.2										
306	Warren Moon	12/16/84	Cle	31	19	61.3	0	0	94.3										
305	Vince Young	11/19/07	Den	41	26	63.4	1	2	73.7										
304	George Blanda	10/24/65	KC	33	19	57.6	5	0	128.0										
304	Marcus Mariota	09/19/19	Jax	40	23	57.5	0	0	81.7										

## TOP PERFORMANCES: 100-YARD RECEIVING GAMES

Yards	Player	Date	Opp	Rec	Avg	TD	Yards	Player	Date	Opp	Rec	Avg	TD
272	Charlie Hennigan	10/13/61	BPA	13	20.9	1	148	Drew Bennett	11/14/04	Chi	6	24.7	1
245	Haywood Jeffires	12/16/90	KC	9	27.2	1	148	Drew Hill	10/30/88	Was	9	16.4	3
233	Drew Bennett	12/13/04	KC	12	19.4	3	147	Justin Gage	11/16/08	Jac	4	36.8	2
232	Charlie Hennigan	10/29/61	Buf	9	25.8	2	147	Chris Sanders	11/26/95	Den	5	29.4	2
225	Kenny Britt	10/24/10	Phi	7	32.1	3	147	Tim Smith	09/25/83	Buf	11	13.4	0
214	Charlie Hennigan	12/03/61	SD	10	21.4	3	145	A.J. Brown	12/23/21	SF	11	13.2	1
210	Drew Hill	12/22/85	Ind	9	23.3	2	145	Ken Burrough	11/03/74	NYJ	7	20.7	0
202	Charlie Hennigan	09/16/62	BPA	8	25.3	2	145	Charlie Hennigan	09/09/62	Buf	10	14.5	2
197	Tim Smith	09/04/83	GB	8	24.6	1	145	Charlie Hennigan	10/25/64	SD	8	18.1	2
188	Charlie Hennigan	09/27/64	Den	11	17.1	0	144	Drew Hill	11/17/91	Cle	11	13.1	2
186	Charlie Hennigan	09/22/63	NYJ	9	20.7	1	143	Kenny Britt	12/09/12	Ind	8	17.9	0
186	Haywood Jeffires	10/13/91	NYJ	13	14.3	0	143	Charley Frazier	11/06/64	BPA	9	15.9	1
186	Derrick Mason	01/06/02	Cin	9	20.7	2	143	Charlie Joiner	12/13/70	Cin	6	23.8	2
185	Drew Hill	11/09/86	Cin	10	18.5	0	143	Yancey Thigpen	10/03/99	SF	6	23.8	1
182	Corey Davis	12/06/20	Cle	11	16.5	1	142	Delanie Walker	09/14/14	Dal	10	14.2	1
182	Charley Frazier	09/19/65	BPA	6	30.3	2	141	Drew Hill	12/23/89	Cle	10	14.1	2
182	Bill Groman	11/20/60	Den	3	60.7	2	140	Bill Groman	10/16/60	DLT	10	14.0	1
181	Charlie Hennigan	11/29/64	BPA	12	15.1	0	139	Dave Casper (TE)	12/20/81	Pit	6	23.2	3
180	Ken Burrough	11/06/77	Chi	6	30.0	2	139	Willard Dewveall (TE)	11/25/62	SD	3	46.3	2
179	Mike Montgomery	10/20/74	StL	9	19.9	1	139	Drew Hill	11/13/88	Sea	8	17.4	1
177	Ken Burrough	11/02/75	KC	7	25.3	2	139	Haywood Jeffires	11/28/93	Pit	7	19.9	1
177	Derrick Mason	10/12/03	Hou	6	29.5	3	138	Charlie Hennigan	10/17/64	NYJ	8	17.3	1
171	Bill Groman	11/25/60	BPA	9	19.0	1	138	Drew Hill	10/26/86	LAA	7	19.7	0
169	Jared Cook (TE)	12/24/11	Jac	8	21.1	1	138	Billy Johnson	12/18/77	Cin	6	23.0	1
167	Tim Smith	12/16/84	Cle	7	23.9	0	137	Willard Dewveall (TE)	12/22/63	Oak	7	19.6	2
162	Kevin Dyson	09/12/99	Cin	9	18.0	2	137	Derrick Mason	12/14/03	Buf	9	15.2	0
161	Corey Davis	09/30/18	Phi	9	17.9	1	136	Kenny Britt	09/11/11	Jax	5	27.2	2
160	Drew Bennett	12/19/04	Oak	13	12.3	2	136	Ken Burrough	10/17/76	SD	5	27.2	2
160	Charlie Hennigan	11/01/64	Buf	12	13.3	0	135	A.J. Brown	11/24/19	Jax	4	33.8	1
159	Tim Smith	09/16/84	SD	5	31.8	1	135	Kenny Britt	09/18/11	Bal	9	15.0	1
158	Charley Frazier	11/13/66	BPA	6	26.3	2	135	Webster Slaughter	11/07/93	Sea	9	15.0	1
156	Ernest Givins	11/16/86	Pit	8	19.5	1	134	Bill Groman	11/05/61	Den	3	44.7	2
155	A.J. Brown	10/31/21	Ind	10	15.5	1	134	Drew Hill	11/29/87	Ind	7	19.1	2
155	Delanie Walker	11/23/14	Phi	5	31.0	0	133	A.J. Brown	10/24/21	KC	8	16.6	1
155	Ernest Givins	10/05/86	Det	5	31.0	0	133	Curtis Duncan	10/18/92	Den	5	26.6	0
155	Bill Groman	11/06/60	Den	7	22.1	2	133	Charlie Hennigan	09/14/63	Den	4	33.3	0
154	Charley Frazier	10/02/66	Den	5	30.8	3	133	Derrick Mason	12/01/03	NYJ	11	12.1	1
153	A.J. Brown	10/25/20	Pit	6	25.5	1	132	Drew Hill	10/27/85	StL	6	22.0	1
153	A.J. Brown	12/08/19	Oak	5	30.6	2	132	Alvin Reed (TE)	10/27/68	Buf	4	33.0	2
152	Bill Groman	11/19/61	NYT	5	30.4	3	132	Kendall Wright	11/30/14	Hou	7	18.9	1
151	A.J. Brown	01/03/21	Hou	10	15.1	1	131	Sid Blanks (RB)	09/12/64	SD	13	10.1	0
151	Ernest Givins	10/06/91	Den	5	30.2	0	131	Nate Washington	09/22/13	SD	8	16.4	0
150	Dave Casper (TE)	11/30/80	Cle	7	21.4	1	130	Curtis Duncan	11/18/90	Cle	7	18.6	1
150	Bill Groman	12/18/60	BPA	7	21.4	0	130	Charlie Hennigan	10/17/65	Den	7	18.6	0
150	Jerry LeVias	11/16/69	Den	7	21.4	1	130	Butch Woolfolk (RB)	12/01/85	Cin	9	14.4	1
150	Tim Smith	12/11/83	Cle	7	21.4	2	130	Nate Washington	12/11/11	NO	6	21.7	1
150	Kendall Wright	12/15/13	Ari	12	12.5	0	129	Ken Burrough	12/21/75	Cle	5	25.8	1

## TOP PERFORMANCES: 100-YARD RECEIVING GAMES

Yards	Player	Date	Opp	Rec	Avg	TD	Yards	Player	Date	Opp	Rec	Avg	TD
129	Mac Haik	12/07/68	Buf	6	21.5	1	114	Bob McLeod (TE)	12/09/62	Oak	5	22.8	1
129	Drew Hill	12/01/85	Cin	7	18.4	0	113	Drew Bennett	12/10/06	Hou	6	18.8	0
129	Drew Hill	10/27/91	Cin	6	21.5	1	113	Corey Davis	11/22/20	Bal	5	22.6	0
128	Kenny Britt	12/19/10	Hou	6	21.3	0	113	Anthony Firkser (TE)	10/18/20	Hou	8	14.1	1
128	Kenny Britt	11/29/09	Ari	7	18.3	1	113	Dorial Green-Beckham	12/20/15	NE	6	18.8	0
128	Corey Davis	11/01/20	Cin	8	16.0	1	113	Charlie Hennigan	09/09/61	Oak	4	28.3	1
128	Charley Frazier	09/25/66	Buf	6	21.3	1	113	Charlie Hennigan	11/25/60	BPA	7	16.1	0
128	Ernest Givins	10/08/89	NE	5	25.6	0	113	Drew Hill	11/24/88	Dal	9	12.6	1
128	Drew Hill	10/15/89	Chi	5	25.6	1	112	A.J. Brown	12/13/20	Jax	7	16.0	1
128	Mike Holston	12/20/81	Pit	5	25.6	0	112	Ken Burrough	12/14/75	Oak	4	28.0	2
128	Julio Jones	09/19/21	Sea	6	21.3	0	112	Pat Coleman	09/25/94	Cin	4	28.0	0
127	Billy Parks	11/04/73	Bal	5	25.4	1	112	Kevin Dyson	11/25/01	Pit	4	28.0	1
127	Chris Sanders	12/08/96	Jac	7	18.1	0	112	John White (TE)	09/24/61	SD	6	18.7	1
126	Ernest Givins	11/22/87	Cle	3	42.0	1	112	Nate Washington	09/23/12	Det	3	37.3	1
125	Corey Davis	11/11/18	NE	7	17.9	1	111	<b>Treyton Burks</b>	11/17/22	GB	7	15.9	0
125	Tim Smith	12/15/85	Cle	7	17.9	1	111	Ken Burrough	10/26/75	Det	3	37.0	1
124	Drew Bennett	12/05/04	Ind	3	41.3	3	111	Charlie Hennigan	11/22/64	KC	8	13.9	2
124	A.J. Brown	12/29/19	Hou	4	31.0	1	110	Corey Davis	12/20/20	Det	4	27.5	1
124	Delanie Walker	11/13/16	GB	9	13.8	1	110	Kevin Dyson	12/02/01	Cle	6	18.3	0
124	Oliver Williams	10/18/87	NE	9	13.8	1	110	Charlie Hennigan	11/13/60	LAC	8	13.8	0
124	Roydell Williams	10/21/07	Hou	5	24.8	0	110	Jerry LeVias	12/06/69	NYJ	9	12.2	1
124	Butch Woolfolk (RB)	10/06/85	Den	8	15.5	1	110	Webster Slaughter	09/18/94	Buf	4	27.5	0
123	Ken Burrough	11/18/79	Cin	6	20.5	0	109	Drew Bennett	10/03/04	SD	9	12.1	0
123	Bill Groman	10/22/61	DLT	4	30.8	2	109	Ken Burrough	11/11/79	Oak	3	36.3	2
123	Charlie Hennigan	12/17/61	Oak	5	24.6	0	109	Eddie George (RB)	11/26/00	Jac	7	15.6	0
123	Charlie Hennigan	11/19/61	NYT	8	15.4	1	109	Ernest Givins	09/09/90	Atl	4	27.3	2
123	Charlie Hennigan	09/28/63	Buf	8	15.4	3	109	Bill Groman	10/13/61	BPA	5	21.8	1
123	Drew Hill	09/23/90	Ind	10	12.3	0	109	Charlie Hennigan	09/24/61	SD	6	18.2	0
123	Webster Slaughter	12/24/94	NYJ	8	15.4	0	109	Charlie Hennigan	10/08/61	Buf	4	27.3	0
122	Ken Burrough	12/19/71	SD	4	30.5	1	109	Drew Hill	12/20/87	Pit	4	27.3	2
122	Billy Cannon (RB)	11/19/61	NYT	7	17.4	3	109	Drew Hill	12/27/87	Cin	6	18.2	0
122	Charlie Hennigan	12/08/63	BPA	9	13.6	2	109	Justin Hunter	11/24/13	Oak	6	18.2	1
122	Haywood Jeffries	11/24/91	Pit	8	15.3	1	109	Derrick Mason	09/08/02	Phi	7	15.6	0
122	Jerry LeVias	10/26/69	Den	4	30.5	1	109	Delanie Walker	11/19/15	Jac	8	13.6	0
122	Derrick Mason	12/02/01	Cle	3	40.7	2	108	Willard Dewveall (TE)	12/17/61	Oak	3	36.0	2
122	Rishard Matthews	11/20/16	Ind	9	13.6	0	108	Ernest Givins	09/11/88	LAA	9	12.0	1
122	Alvin Reed (TE)	09/29/68	Oak	8	15.3	0	108	Ernest Givins	12/14/86	Min	6	18.0	1
121	Derrick Mason	12/19/04	Oak	9	13.4	1	108	Ronnie Harmon (RB)	11/10/96	NO	7	15.4	1
120	Dave Casper (TE)	12/21/80	Min	7	17.1	1	108	Charlie Hennigan	10/22/61	DLT	4	27.0	1
120	Tim Smith	12/08/85	NYG	7	17.1	1	108	Webster Slaughter	12/05/93	Atl	8	13.5	1
120	Butch Woolfolk (RB)	09/08/85	Mia	3	40.0	1	108	Tim Smith	12/02/84	Pit	7	15.4	0
119	Charley Frazier	11/20/66	Buf	4	29.8	1	107	Ken Burrough	10/10/76	Den	5	21.4	0
119	Ernest Givins	12/18/88	Cle	6	19.8	0	107	Billy Cannon (RB)	12/02/62	Den	5	21.4	2
119	Dorial Green-Beckham	12/06/15	Jax	5	23.8	1	107	Ernest Givins	09/26/93	LAN	3	35.7	1
119	Charlie Hennigan	09/19/64	Oak	7	17.0	1	107	Drew Hill	11/15/87	Pit	4	26.8	1
119	Alvin Reed (TE)	10/20/69	NYJ	7	17.0	0	107	Derrick Mason	12/16/01	GB	8	13.4	1
119	<b>Nick Westbrook-Ikhine</b>	11/13/22	Den	5	23.8	2	107	Alvin Reed (TE)	09/09/68	KC	4	26.8	0
118	Ernest Givins	11/20/88	Pho	5	23.6	2	107	Tim Smith	11/11/84	KC	8	13.4	0
118	Derrick Mason	09/15/02	Dal	7	16.9	0	107	<b>Nick Westbrook-Ikhine</b>	11/21/21	Hou	7	15.3	0
118	Kalif Raymond	09/27/20	Min	3	39.3	0	107	Damian Williams	11/13/11	Car	5	21.4	1
117	Ken Burrough	11/04/73	Bal	7	16.7	0	106	Drew Bennett	09/10/06	NYJ	8	13.3	0
117	Ernest Givins	09/13/87	LAN	6	19.5	1	106	Ken Burrough	12/03/72	Atl	4	26.5	0
117	Bill Groman	11/12/61	BPA	6	19.5	1	106	Charley Frazier	10/20/63	Buf	3	35.3	1
117	Haywood Jeffries	09/06/92	Pit	7	16.7	0	106	Bill Groman	10/09/60	NYT	6	17.7	0
117	Nate Washington	12/22/13	Jac	6	19.5	1	106	Gary Wellman	01/02/94	NYJ	8	13.3	0
117	Nate Washington	11/21/10	Was	5	23.4	0	106	Lorenzo White (RB)	09/13/92	Ind	4	26.5	1
117	Nate Washington	10/31/10	SD	4	29.3	1	105	Mike Barber (TE)	11/10/80	NE	3	35.0	1
116	Derrick Mason	12/01/02	NYG	12	9.7	1	105	Drew Bennett	09/21/03	NO	8	13.1	1
116	Ben Troupe (TE)	12/18/05	Sea	6	19.3	0	105	Kenny Britt	10/04/09	Jac	7	15.0	0
115	Drew Bennett	11/12/06	Bal	6	19.2	0	105	Chris Brown (RB)	11/27/05	SF	3	35.0	1
115	Bill Groman	09/11/60	Oak	6	19.2	1	105	Rishard Matthews	12/18/16	KC	4	26.3	0
115	Nate Washington	11/20/11	Atl	9	12.8	2	105	Carl Pickens	09/24/00	Pit	2	52.5	0
114	Jim Beirne	11/09/69	Cin	6	19.0	2	105	Bo Scaife (TE)	09/07/08	Jac	6	17.5	0
114	A.J. Brown	12/15/19	Hou	8	14.3	1	105	Nate Washington	09/29/13	NYJ	4	26.3	2
114	Billy Cannon (RB)	12/10/61	NYT	5	22.8	2	105	Lorenzo White (RB)	12/20/92	Cle	6	17.5	0
114	Drew Hill	12/21/86	Buf	5	22.8	0	104	Kevin Dyson	09/10/00	KC	6	17.3	1
114	Justin Hunter	12/08/13	Den	4	28.5	1	104	Justin Gage	12/30/07	Ind	7	14.9	0
114	Derrick Mason	11/25/01	Pit	7	16.3	0	104	Justin Gage	12/21/08	Pit	5	20.8	1
114	Rishard Matthews	01/01/17	Hou	9	12.7	1	104	Ernest Givins	10/16/88	Pit	5	20.8	1
114	Rishard Matthews	11/16/17	Pit	5	22.6	1	104	Leonard Harris	10/11/87	Cle	6	17.3	0

## TOP PERFORMANCES: 100-YARD RECEIVING GAMES

Yards	Player	Date	Opp	Rec	Avg	TD	Yards	Player	Date	Opp	Rec	Avg	TD
104	Charlie Hennigan	11/15/64	Oak	6	17.3	0	101	Charlie Hennigan	09/07/63	Oak	7	14.4	1
104	Billy Johnson	11/28/76	Atl	5	20.8	1	101	Drew Hill	11/05/89	Det	9	11.2	1
104	Derrick Mason	09/19/04	Ind	8	13.0	0	101	Drew Hill	11/08/87	SF	4	25.3	0
104	Chris Sanders	09/24/95	Cin	2	52.0	2	101	Mike Holston	11/29/81	Atl	8	12.6	1
104	Taywan Taylor	12/02/18	NYJ	3	34.7	0	101	Roy Hopkins (RB)	11/08/70	KC	6	16.8	0
103	Jim Beirne	11/28/68	KC	4	25.8	1	101	Brandon Jones	12/24/06	Buf	5	20.2	1
103	Drew Hill	12/08/85	NYG	6	17.2	0	101	Jerry LeVias	11/29/70	Den	3	33.7	2
103	Haywood Jeffires	09/11/94	Dal	6	17.2	0	101	Jerry LeVias	11/23/69	Mia	4	25.3	1
103	Derrick Mason	10/01/00	NYG	6	17.2	1	101	Chris Sanders	10/18/98	Cin	3	33.7	0
103	Jared Cook (TE)	12/18/11	Ind	9	11.4	0	101	Tajae Sharpe	10/21/18	LAC	7	14.4	0
103	Kendall Wright	11/24/13	Oak	6	17.2	1	101	Tim Smith	10/21/84	SF	6	16.8	1
102	Dave Casper (TE)	12/19/82	Phi	5	20.4	1	101	Kendall Wright	09/13/15	TB	4	25.3	1
102	Willie Frazier (TE)	11/06/64	BPA	2	51.0	1	100	Dave Casper (TE)	11/28/82	NE	6	16.7	1
102	Ernest Givins	11/23/86	Ind	7	14.6	0	100	Curtis Duncan	12/13/92	GB	6	16.7	0
102	Bill Groman	10/23/60	NYT	5	20.4	3	100	Charley Frazier	09/03/66	Den	6	16.7	3
102	Drew Hill	11/26/90	Buf	6	17.0	0	100	A.J. Brown	09/08/19	Cle	3	33.3	0
102	Drew Hill	12/13/87	NO	4	25.5	0	100	Ernest Givins	10/25/92	Cin	8	12.5	1
102	Chris Sanders	12/01/96	NYJ	3	34.0	1	100	Ernest Givins	11/26/92	Det	4	25.0	0
102	Tim Smith	09/09/84	Ind	6	17.0	0	100	Bill Groman	10/29/61	Buf	2	50.0	2
102	Yancey Thigpen	09/27/98	Jac	6	17.0	2	100	Drew Hill	11/20/88	Pho	5	20.0	1
102	Nate Washington	12/14/14	NYJ	6	17.0	0	100	Chris Johnson (RB)	11/15/09	Buf	9	11.1	0
101	A.J. Brown	11/08/20	Chi	4	25.3	1	100	Marcus Johnson	11/14/21	NO	5	20.0	0
101	Corey Davis	09/14/20	Den	7	14.4	0	100	Charlie Joiner	10/25/70	SD	5	20.0	1
101	Ernest Givins	10/14/90	Cin	6	16.8	1	100	Chris Sanders	12/19/99	Atl	5	20.0	1
101	Bill Groman	12/10/61	NYT	5	20.2	0	100	Chris Sanders	12/14/97	Bal	7	14.3	0
101	Bill Groman	12/11/60	Buf	3	33.7	1	100	Chris Sanders	10/13/96	Atl	4	25.0	1
101	Charlie Hennigan	10/01/61	DLT	3	33.7	1	100	Frank Wycheck (TE)	10/21/01	Det	7	14.3	1

**CAREER 100-YARD RECEIVING GAMES**

No.	Player	W-L-T
26	Charlie Hennigan	12-14-0
24	Drew Hill	15-9-0
18	Ernest Givins	7-11-0
14	Ken Burrough	12-2-0
13	Derrick Mason	7-6-0
12	A.J. Brown	10-2-0
10	Tim Smith	3-7-0
9	Drew Bennett	3-6-0
9	Nate Washington	4-5-0
8	Charles Frazier	3-5-0
8	Bill Groman	8-0-0
8	Chris Sanders	6-2-0
7	Kenny Britt	4-3-0
7	Corey Davis	5-2-0
6	Haywood Jeffires	3-3-0
5	Jerry LeVias	3-1-1
5	Kendall Wright	3-2-0
4	Kevin Dyson	3-1-0
4	Rishard Matthews	2-2-0
4	Alvin Reed	1-3-0
4	Webster Slaughter	2-2-0
4	Delanie Walker	1-3-0
3	Curtis Duncan	1-2-0
3	Justin Gage	3-0-0
2	Mike Barber	2-0-0
2	Jim Bierne	0-1-1
2	Jared Cook	1-1-0
2	Willard Dewveall	1-1-0
2	Dorial Green-Beckham	1-1-0
2	Justin Hunter	1-1-0
2	Billy Johnson	2-0-0
2	Charlie Joiner	0-1-1
2	Yancey Thigpen	0-2-0
2	<b>Nick Westbrook-Ikhine</b>	1-1-0
2	Lorenzo White	2-0-0
2	Butch Woolfolk	1-1-0
1	Sid Blanks	0-1-0
1	Chris Brown	1-0-0
1	<b>Treyton Burks</b>	1-0-0
1	Pat Coleman	1-0-0
1	Anthony Firkser	1-0-0
1	Willie Fraizer	1-0-0
1	Eddie George	0-1-0
1	Mac Haik	1-0-0
1	Ronnie Harmon	1-0-0
1	Leonard Harris	1-0-0
1	Mike Holston	0-1-0
1	Roy Hopkins	0-1-0
1	Chris Johnson	1-0-0
1	Marcus Johnson	1-0-0
1	Brandon Jones	1-0-0
1	Julio Jones	1-0-0
1	Mike Montgomery	0-1-0
1	Dave Parks	1-0-0
1	Carl Pickens	1-0-0
1	Kalif Raymond	1-0-0
1	Bo Scaife	1-0-0
1	Tajaé Sharpe	0-1-0
1	Taywan Taylor	1-0-0
1	Ben Troupe	0-1-0
1	Gary Wellman	1-0-0
1	John White	0-1-0
1	Damian Williams	1-0-0
1	Oliver Williams	0-1-0
1	Roydell Williams	1-0-0
1	Frank Wycheck	1-0-0

**CAREER 100-YARD RUSHING GAMES**

No.	Player	W-L-T
39	Earl Campbell	28-11-0
36	Eddie George	30-6-0
35	Chris Johnson	26-9-0
34	<b>Derrick Henry</b>	26-8-0
11	Hoyle Granger	8-2-1
8	Mike Rozier	6-2-0
7	Chris Brown	4-3-0
7	LenDale White	6-1-0
7	Lorenzo White	4-3-0
6	Gary Brown	6-0-0
6	Ronnie Coleman	5-1-0
6	DeMarco Murray	4-2-0
6	Charlie Tolar	6-0-0
6	Travis Henry	3-3-0
5	Billy Cannon	5-0-0
3	Rob Carpenter	2-1-0
3	D'Onta Foreman	1-2-0
3	Larry Moriarty	2-1-0
3	Dave Smith	3-0-0
2	Sid Blanks	2-0-0
2	Woody Campbell	2-0-0
2	Allen Pinkett	2-0-0
2	Rodney Thomas	2-0-0
1	Ode Burrell	0-1-0
1	Joe Dawkins	0-1-0
1	Don Hardeman	1-0-0
1	Dontrell Hilliard	0-1-0
1	Skip Hicks	1-0-0
1	Roy Hopkins	1-0-0
1	Marcus Mariota	1-0-0
1	Paul Robinson	0-1-0
1	Fred Willis	0-1-0
1	Butch Woolfolk	1-0-0

**CAREER 300-YARD PASSING GAMES**

No.	Player	W-L-T
38	Warren Moon	20-18-0
15	George Blanda	5-10-0
10	Steve McNair	4-6-0
9	<b>Ryan Tannehill</b>	7-2-0
8	Marcus Mariota	3-5-0
3	Matt Hasselbeck	3-0-0
3	Jake Locker	1-2-0
3	Billy Volek	0-3-0
3	Dan Pastorini	0-3-0
2	Cody Carlson	1-1-0
2	Ryan Fitzpatrick	1-1-0
2	Jacky Lee	1-0-1
2	Archie Manning	0-2-0
2	Neil O'Donnell	1-1-0
2	Vince Young	1-1-0
1	Pete Beathard	0-0-1
1	Chris Chandler	1-0-0
1	Kerry Collins	0-1-0
1	Lynn Dickey	1-0-0
1	Zach Mettenberger	0-1-0
1	Gifford Nielsen	1-0-0
1	Jerry Rhome	0-1-0
1	Ken Stabler	0-1-0
1	Don Trull	0-1-0



## TOP PERFORMANCES BY TEAMMATES

### GAMES WITH MORE THAN ONE 100-YARD RUSHER

Dec. 15, 1962	@ New York, Billy Cannon (9-103) and Charlie Tolar (29-107)
Nov. 12, 1967	@ Denver, Woody Campbell (16-101) and Hoyle Granger (22-142)
Dec. 3, 1967	vs. Miami, Woody Campbell (18-141) and Hoyle Granger (25-111)
Sep. 28, 1975	vs. San Diego, Ronnie Coleman (16-112) and Don Hardeman (27-107)
Nov. 27, 1977	vs. Kansas City, Rob Carpenter (14-149) and Ronnie Coleman (15-101)
Oct. 19, 2008	@ Kansas City, Chris Johnson (18-168) and LenDale White (17-149)
Nov. 27, 2008	@ Detroit, Chris Johnson (16-125) and LenDale White (23-106)
Nov. 28, 2021	@ New England, Dontrell Hilliard (12-131) and D'Onta Foreman (19-109)

### GAMES WITH MORE THAN ONE 100-YARD RECEIVER

Nov. 25, 1960	@ Boston, Bill Groman (9-171) and Charlie Hennigan (7-113)
Sep. 24, 1961	@ San Diego, Charlie Hennigan (6-109) and John White (6-112)
Oct. 13, 1961	@ Boston, Bill Groman (8-148) and Charlie Hennigan (13-272)
Oct. 22, 1961	vs. Dallas, Bill Groman (4-123) and Charlie Hennigan (4-108)
Sep. 12, 1964	@ San Diego, Sid Banks (12-131) and Charlie Hennigan (7-104)
Nov. 6, 1964	@ Boston, Charles Frazier (9-143) and Willie Frazier (2-102)
Nov. 4, 1973	@ Baltimore, Ken Burrough (7-117) and Dave Parks (5-127)
Nov. 20, 1978	vs. Miami, Mike Barber (4-112) and Ken Burrough (6-103)
Nov. 20, 1988	vs. Phoenix, Ernest Givens (5-118) and Drew Hill (5-100)
Nov. 25, 2001	vs. Pittsburgh, Kevin Dyson (4-112) and Derrick Mason (7-114)
Dec. 2, 2001	@ Cleveland, Kevin Dyson (6-110) and Derrick Mason (3-122)
Dec. 19, 2004	@ Oakland, Derrick Mason (9-121) and Drew Bennett (13-160)
Nov. 24, 2013	@ Oakland, Justin Hunter (6-109) and Kendall Wright (6-103)

### GAMES WITH 300-YARD PASSER, TWO 100-YARD RECEIVERS

Nov. 25, 1960	at Boston, Jackie Lee (331 yards passing), Bill Groman (171 receiving), Charlie Hennigan (113 receiving)
Oct. 13, 1961	at Boston, Jacky Lee (457 yards passing), Charlie Hennigan (272 receiving), Bill Groman (148 receiving)
Nov. 6, 1964	at Boston, George Blanda (328 yards passing), Charles Frazier (143 receiving), Willie Frazier (102 receiving)
Nov. 4, 1973	at Baltimore, Lynn Dickey (340 yards passing), Dave Parks (127 receiving), Ken Burrough (117 receiving)
Nov. 25, 2001	vs. Pittsburgh, Steve McNair (334 yards passing), Derrick Mason (114 receiving), Kevin Dyson (112 receiving)
Dec. 19, 2004	at Oakland, Billy Volek (492 yards passing), Drew Bennett (160 receiving), Derrick Mason (121 receiving)
Nov. 24, 2013	at Oakland, Ryan Fitzpatrick (320 yards passing), Justin Hunter (109 receiving), Kendall Wright (103 receiving)

### GAMES WITH 100-YARD RUSHER, 100-YARD RECEIVER & 300-YARD PASSER

Dec. 17, 1961	at Oakland, George Blanda (350 yards passing), Billy Cannon (145 rushing), Charlie Hennigan (123 receiving), Willard Dewveall (108 receiving)
Sep. 4, 1983	vs. Green Bay, Archie Manning (348 yards passing), Earl Campbell (123 rushing), Tim Smith (197 receiving)
Nov. 29, 1987	at Indianapolis, Warren Moon (327 yards passing), Mike Rozier (122 rushing), Drew Hill (134 receiving)
Nov. 26, 1990	vs. Buffalo, Warren Moon (300 yards passing), Lorenzo White (125 rushing), Drew Hill (102 receiving)
Sep. 6, 1992	vs. Pittsburgh, Warren Moon (330 yards passing), Lorenzo White (100 rushing) and Haywood Jeffires (117 receiving)
Nov. 29, 2009	vs. Arizona, Vince Young (387 yards passing), Chris Johnson (154 rushing) and Kenny Britt (128 receiving)
Dec. 8, 2019	at Oakland, Ryan Tannehill (391 yards passing), Derrick Henry (103 rushing) and A.J. Brown (153 receiving)
Sept. 27, 2020	at Minnesota, Ryan Tannehill (321 yards passing), Derrick Henry (119 rushing) and Kalif Raymond (118 receiving)
Oct. 18, 2020	vs. Houston, Ryan Tannehill (366 yards passing), Derrick Henry (212 rushing) and Anthony Firkser (113 receiving)
Sept. 19, 2021	at Seattle, Ryan Tannehill (347 yards passing), Derrick Henry (182 rushing) and Julio Jones (128 receiving)

## LARGEST WIN/LOSS MARGINS

### LARGEST MARGIN OF VICTORY

MARGIN	SCORE	DATE	OPPONENT
1. 55 points	55-0	9/9/61	OAKLAND
2. 47 points	47-0	11/6/77	CHICAGO
3. 44 points	58-14	12/9/90	CLEVELAND
4. 42 points	55-13	11/5/61	at Denver
5. 40 points	47-7	12/13/09	ST. LOUIS
6. 39 points	56-17	10/14/62	N.Y. TITANS
7. 38 points	45-7	9/3/66	DENVER
8. 37 points	47-10	11/27/08	at Detroit
9. 36 points	49-13	11/19/61	N.Y. TITANS
10. 35 points	41-6	12/11/88	CINCINNATI
35 points	38-3	11/14/93	at Cincinnati
12. 34 points	37-3	11/11/12	at Miami
34 points	44-10	12/15/62	at N.Y. Titans
13. 32 points	35-3	12/10/00	CINCINNATI
32 points	35-3	10/27/91	CINCINNATI
32 points	39-7	10/1/89	MIAMI

### LARGEST MARGIN OF DEFEAT

MARGIN	SCORE	DATE	OPPONENT
1. 59 points	59-0	10/18/09	at New England
2. 54 points	61-7	12/17/89	at Cincinnati
3. 48 points	55-7	12/23/12	at Green Bay
4. 44 points	44-0	11/1/70	at St. Louis
44 points	61-17	12/17/72	CINCINNATI
6. 43 points	57-14	10/1/17	at Houston
7. 42 points	45-3	11/1/63	at Boston
42 points	52-10	12/20/70	at Dallas
42 points	45-3	9/18/88	at N.Y. Jets
10. 41 points	55-14	11/6/83	CINCINNATI
41 points	51-10	10/13/74	at Minnesota
12. 39 points	52-13	9/18/66	at N.Y. Jets
13. 34 points	34-0	10/9/72	OAKLAND
34 points	34-0	11/26/89	at Kansas City
34 points	41-7	10/23/11	HOUSTON
34 points	41-7	9/19/22	at Buffalo
17. 33 points	40-7	11/22/87	CLEVELAND
33 points	40-7	9/17/06	at San Diego



TENNESSEE TITANS  
**HISTORY**



# 2021 SEASON (12-5 REGULAR SEASON, 0-1 PLAYOFFS) • 1ST PLACE AFC SOUTH

DATE	OPPONENT	SCORE	W/L	ATT
Sept. 12	ARIZONA	13-38	L	67,216
Sept. 19	at Seattle	33-30 (W OT)		68,585
Sept. 26	INDIANAPOLIS	25-16	W	67,914
Oct. 3	at N.Y. Jets	24-27 (L OT)		70,232
Oct. 10	at Jacksonville	37-19	W	58,282
Oct. 18	BUFFALO	34-31	W	69,419
Oct. 24	KANSAS CITY	27-3	W	69,484
Oct. 31	at Indianapolis	34-31 (W OT)		59,175
Nov. 7	at L.A. Rams	28-16	W	71,785
Nov. 14	NEW ORLEANS	23-21	W	69,414
Nov. 21	HOUSTON	13-22	L	67,395
Nov. 28	at New England	13-36	L	65,878
Dec. 12	JACKSONVILLE	20-0	W	67,808
Dec. 19	at Pittsburgh	13-19	L	59,521
Dec. 23	SAN FRANCISCO	20-17	W	69,361
Jan. 2	MIAMI	34-3	W	69,091
Jan. 9	at Houston	28-25	W	66,722
Jan. 22	Cincinnati	16-19	L	69,242

	TITANS	OPP
<b>Total First Downs</b>	<b>362</b>	<b>331</b>
Rushing	134	90
Passing	194	204
Penalty	34	37
3rd Down: Made/Att	103/236	77/210
3rd Down Pct.	43.6	36.7
4th Down: Made/Att	15/24	14/24
4th Down Pct.	62.5	58.3
<b>Possession Avg.</b>	<b>32:40</b>	<b>27:20</b>
<b>Total Net Yards</b>	<b>5,822</b>	<b>5,607</b>
Avg. Per Game	342.5	329.8
Total Plays	1133	1039
Avg. Per Play	5.1	5.4
<b>Net Yards Rushing</b>	<b>2,404</b>	<b>1,438</b>
Avg. Per Game	141.4	84.6
Total Rushes	551	368
<b>Net Yards Passing</b>	<b>3,418</b>	<b>4,169</b>
Avg. Per Game	201.1	245.2
Sacked/Yards Lost	47/327	43/316
Gross Yards	3745	4485
Att./Completions	535/359	628/395
Completion Pct.	67.1	62.9
Had Intercepted	14	16
<b>Punts/Average</b>	<b>58/44.6</b>	<b>67/44.6</b>
Net Punting Avg.	58/39.8	67/38.7
<b>Penalties/Yards</b>	<b>103/973</b>	<b>118/1,070</b>
<b>Fumbles/Ball Lost</b>	<b>25/11</b>	<b>21/6</b>
<b>Touchdowns</b>	<b>49</b>	<b>38</b>
Rushing	23	14
Passing	22	24
Returns	4	0

BY PERIODS	1	2	3	4	OT	PTS
Team	61	167	65	120	6	419
Opponents	56	112	84	99	3	354

SCORING	TD	RU	PA	RT	PAT	FG	S	TP
Bullock	0	0	0	0	42/45	26/31	0	120
Henry	10	10	0	0			0	62
Tannehill	7	7	0	0			0	42
A.J. Brown	5	0	5	0			0	30
Westbrook-Ikhine	4	0	4	0			0	24
Pruitt	3	0	3	0			0	20
Firkser	3	0	2	1			0	18
Foreman	3	3	0	0			0	18
Swaim	3	0	3	0			0	18
Byard	2	0	0	2			0	12
Hilliard	2	2	0	0			0	12
Batson	1	0	1	0			0	6
Fitzpatrick	1	0	1	0			0	6
Ju. Jones	1	0	1	0			0	6
McNichols	1	0	1	0			0	6
Molden	1	0	0	1			0	6
Peterson	1	1	0	0			0	6
Rogers	1	0	1	0			0	6
Badgley	0	0	0	0	1/2	0/1	0	1
<b>Team</b>	<b>49</b>	<b>23</b>	<b>22</b>	<b>4</b>	<b>43/47</b>	<b>26/32</b>	<b>0</b>	<b>419</b>
<b>Opponents</b>	<b>38</b>	<b>14</b>	<b>24</b>	<b>0</b>	<b>29/34</b>	<b>31/38</b>	<b>0</b>	<b>354</b>

**2-Pt Conversions:** Henry, Pruitt, **TM 2-2; OP 2-4**  
**FUM/lost:** Tannehill 10/4, Rogers 4/1, Firkser 2/1, Foreman 2/1, Hilliard 2/1, Blasingame 1/1, Brewer 1/0, Henry 1/0, McMath 1/1, Westbrook-Ikhine 1/1

RUSHING	No	Yds	Avg	Lg	TD
Henry	219	937	4.3	76t	10
Foreman	133	566	4.3	35	3
Hilliard	56	350	6.3	68t	2
Tannehill	55	270	4.9	28	7
McNichols	41	156	3.8	14	0
Peterson	27	82	3.0	16	1
Batson	2	15	7.5	11	0

PASSING	Att	Cmp	Pct	Yards	Yds/Att	TD	Int	Lg	Sk/Yds	Rating
Tannehill	531	357	67.2	3,734	7.03	21	14	57t	47/327	89.6
A.J. Brown	2	0	0.0	0	0.00	0	0	---	0/0	39.6
M. Farley	1	1	100.0	6	6.00	0	0	6	0/0	91.7
Henry	1	1	100.0	5	5.00	1	0	5t	0/0	127.1
<b>Team</b>	<b>535</b>	<b>359</b>	<b>67.1</b>	<b>3,745</b>	<b>7.00</b>	<b>22</b>	<b>14</b>	<b>57t</b>	<b>47/327</b>	<b>90.0</b>
<b>Opponents</b>	<b>628</b>	<b>395</b>	<b>62.9</b>	<b>4,485</b>	<b>7.14</b>	<b>24</b>	<b>16</b>	<b>68t</b>	<b>43/316</b>	<b>86.4</b>

A.J. Brown	2	10	5.0	7	0
Rogers	1	9	9.0	9	0
D. Evans	2	7	3.5	5	0
Blasingame	3	6	2.0	3	0
Sargent	2	4	2.0	2	0
M. Johnson	2	-2	-1.0	5	0
Woodside	6	-6	-1.0	-1	0
<b>Team</b>	<b>551</b>	<b>2,404</b>	<b>4.4</b>	<b>76t</b>	<b>23</b>
<b>Opponents</b>	<b>368</b>	<b>1,438</b>	<b>3.9</b>	<b>58t</b>	<b>14</b>

RECEIVING	No	Yds	Avg	Lg	TD
A.J. Brown	63	869	13.8	57t	5
Westbrook-Ikhine	38	476	12.5	46	4
Firkser	34	291	8.6	24	2
Ju. Jones	31	434	14.0	51	1
Swaim	31	210	6.8	26	3
Rogers	30	301	10.0	39	1
McNichols	28	240	8.6	27	1
Hilliard	19	87	4.6	28	0
Henry	18	154	8.6	16	0
Pruitt	14	145	10.4	22	3
Reynolds	10	90	9.0	12	0
M. Johnson	9	160	17.8	50	0
Foreman	9	123	13.7	39	0
Fitzpatrick	5	49	9.8	18t	1
Hollister	4	33	8.3	14	0
Peterson	4	8	2.0	5	0
Hudson	3	31	10.3	14	0
Batson	2	15	7.5	13	1
D. Evans	2	11	5.5	6	0
McMath	2	8	4.0	9	0
Blasingame	2	4	2.0	5	0
Hooker	1	6	6.0	6	0
<b>Team</b>	<b>359</b>	<b>3,745</b>	<b>10.4</b>	<b>57t</b>	<b>22</b>
<b>Opponents</b>	<b>395</b>	<b>4,485</b>	<b>11.4</b>	<b>68t</b>	<b>24</b>

INTERCEPTIONS	No	Yds	Avg	Lg	TD
Byard	5	66	13.2	24t	1
Fulton	2	13	6.5	13	0
Long	2	6	3.0	6	0
R. Evans	2	1	0.5	1	0
Hooker	1	21	21.0	21	0
Skrine	1	17	17.0	17	0
J. Brown	1	2	2.0	2	0
Molden	1	2	2.0	2t	1
Jenkins	1	0	0.0	0	0
<b>Team</b>	<b>16</b>	<b>128</b>	<b>8.0</b>	<b>24t</b>	<b>2</b>
<b>Opponents</b>	<b>14</b>	<b>252</b>	<b>18.0</b>	<b>82</b>	<b>0</b>

PUNTING	No	Yds	Avg	Net	TB	In	Lg	B
Kern	47	2,105	44.8	40.4	1	18	59	0
Townsend	11	465	42.3	37.0	1	2	63	0
<b>Team</b>	<b>58</b>	<b>2,570</b>	<b>44.3</b>	<b>39.8</b>	<b>2</b>	<b>20</b>	<b>63</b>	<b>0</b>
<b>Opponents</b>	<b>67</b>	<b>2,986</b>	<b>44.6</b>	<b>38.7</b>	<b>5</b>	<b>27</b>	<b>66</b>	<b>0</b>

KICKOFF RETURNS	No	Yds	Avg	Lg	TD
Rogers	14	282	20.1	37	0
M. Johnson	9	179	19.9	31	0
Hilliard	8	177	22.1	26	0
Batson	5	80	16.0	20	0
McNichols	2	31	15.5	16	0
Blasingame	1	12	12.0	12	0
D. Evans	1	17	17.0	17	0
<b>Team</b>	<b>40</b>	<b>778</b>	<b>19.5</b>	<b>37</b>	<b>0</b>
<b>Opponents</b>	<b>40</b>	<b>812</b>	<b>20.3</b>	<b>37</b>	<b>0</b>

FIELD GOALS	1-19	20-29	30-39	40-49	50+
Bullock	0/0	5/5	12/12	8/13	1/1
Badgley	0/0	0/0	0/0	0/1	0/0
<b>Team</b>	<b>0/0</b>	<b>5/5</b>	<b>12/12</b>	<b>8/14</b>	<b>1/1</b>
<b>Opponents</b>	<b>0/0</b>	<b>12/12</b>	<b>9/9</b>	<b>7/8</b>	<b>3/9</b>

**Bullock:** ( ) (33G,30G,24G,44N,36G) (32G) (44G,46G,36G,49N) (34G) (43G,38G) (34G,51G) (46G,44G) ( ) (28G,36G,36G) ( ) (44N) (47N,44G,29G) (26G,32G) (38G,44G) (23G,44G) (42N)  
**TM:** (46N) (33G,30G,24G,44N,36G) (32G) (44G,46G,36G,49N) (34G) (43G,38G) (34G,51G) (46G,44G) ( ) (28G,36G,36G) ( ) (44N) (47N,44G,29G) (26G,32G) (38G,44G) (23G,44G) (42N)  
**OPP:** (34G,43N) (31G) (43G,28G,24G,51N) (27G,22G) (53N) (24G,28G,52G) (42G,57N) (34G) (34G,22G,54G) (20G) (43G,24G,37G) (22G,37G,44G,53N,28G,52G) ( ) (36G,56N,28G,46G,48G) (48G)(39G,53N) (31G)  
**SACKS**  
 Landry 12, Autry 9, Simmons 8.5, Dupree 3, Adeniyi 2.5, N. Jones 2.5, Peko 2, Roberson 1.5, Byard 1, (group) 1  
**TM 43, OPP 47**

**TACKLES (Total-Assists-Solo)**  
 Byard (88-57-31), Landry (75-52-23), Long (75-46-29), Hooker (62-38-24), Molden (60-42-18), R. Evans (57-35-22), Jenkins (55-39-16), J. Brown (55-36-19), Simmons (54-42-12), Fulton (40-30-10), Cruikshank (38-27-11), Jackson (33-28-5), Autry (32-25-7), Rice (30-15-15), N. Jones (29-18-11), Cunningham (25-18-7), Dupree (17-13-4), Skrine (17-11-6), Tart (16-10-6), Adeniyi (11-8-3), Mabin (10-9-1), Peko (10-7-3), Roberson (10-6-4), Murchison (8-4-4), C. Jones (6-5-1), Simon (6-4-2), Cole (6-2-4), M. Farley (5-4-1), C. Farley (4-4-0), Borders (4-3-1), Dzubnar (4-1-3), McDougald (3-3-0), Strong (3-1-2), Ankok (3-3-0), Weaver (2-0-2), Bledsoe (1-1-0), A.J. Brown (1-1-0), Jo. Jones (1-0-1)

**USUAL STARTING LINEUP**

**OFFENSE**

WR A.J. Brown (11)  
 TE Geoff Swaim (87)  
 LT Taylor Lewan (77)  
**LG Rodger Saffold III (76)**  
 C Ben Jones (60)  
 RG Nate Davis (64)  
 RT David Quessenberry (72)  
 WR Nick Westbrook-Ikhine (15)  
 WR Julio Jones (2)  
 QB Ryan Tannehill (17)  
 RB Derrick Henry (22)

**DEFENSE**

DE Denico Autry (96)  
 NT Teair Tart (93)  
**DT Jeffery Simmons (98)**  
 OLB Bud Dupree (48)  
 ILB David Long Jr. (51)  
 ILB Rashaan Evans (54)  
**OLB Harold Landry III (58)**  
 CB Jackrabbit Jenkins (20)  
 SS Amani Hooker (36)  
**FS Kevin Byard (31)**  
 CB Kristian Fulton (26)

**SPECIALISTS**

K Randy Bullock (14)  
 P Brett Kern (6)  
 PR Chester Rogers (80)  
 KR Chester Rogers (80)

**Pro Bowl** All-Pro

**GM:** Jon Robinson; **Head Coach:** Mike Vrabel  
**Asst. Coaches:** Shane Bowen (def. coordinator), Todd Downing (off. coordinator), Craig Aukerman (ST), Brian Bell (strength and conditioning assist.), Scott Booker (safeties), Keith Carter (OL), Ryan Crow (OLB), Tony Dews (RB), Matt Edwards (assist. ST), Erik Frazier (off. skill assist.), Mondray Gee (strength and conditioning assist.), Jim Haslett (ILB), Jason Houghtaling (assist. OL), Zak Kuhr (assist. ILB), Anthony Midget (secondary), Rob Moore (WR), Pat O'Hara (QB), Frank Piraino (strength and conditioning), Jim Schwartz (senior def. assist.), Luke Stechel (TE), John Streicher (coordinator of football development), Mike Sullivan (assist. OL), Kenechi Udeze (assist. DL), Terrell Williams (DL)

AMERICAN FOOTBALL CONFERENCE STANDINGS				
<b>AFC EAST</b>	W	L	T	Pct
Buffalo	11	6	0	.647
* New England	10	7	0	

# 2020 SEASON (II-S REGULAR SEASON, O-I PLAYOFFS) • 1ST PLACE AFC SOUTH

DATE	OPPONENT	SCORE	W/L	ATT
Sept. 14	at Denver	16-14	W	
Sept. 20	Jacksonville	33-30	W	
Sept. 27	at Minnesota	31-30	W	
Oct. 13	Buffalo	42-16	W	8,403
Oct. 18	Houston	42-36	W (OT)	10,166
Oct. 25	Pittsburgh	24-27	L	10,355
Nov. 1	at Cincinnati	20-31	L	9,712
Nov. 8	Chicago	24-17	W	13,871
Nov. 12	Indianapolis	17-34	L	13,949
Nov. 22	at Baltimore	30-24	W (OT)	
Nov. 29	at Indianapolis	45-26	W	12,464
Dec. 6	Cleveland	35-41	L	13,986
Dec. 13	at Jacksonville	31-10	W	15,896
Dec. 20	Detroit	46-25	W	13,797
Dec. 27	at Green Bay	14-40	L	
Jan. 3	at Houston	41-38	W	12,504
Jan. 10	Baltimore	13-20	L	14,029

	TITANS	OPP
<b>Total First Downs</b>	<b>381</b>	<b>391</b>
Rushing	142	113
Passing	203	247
Penalty	36	31
3rd Down: Made/Att	84/182	111/214
3rd Down Pct.	46.2	51.9
4th Down: Made/Att	10/16	15/26
4th Down Pct.	62.5	57.7
<b>Possession Avg.</b>	<b>28:28</b>	<b>31:32</b>
<b>Total Net Yards</b>	<b>6343</b>	<b>6372</b>
Avg. Per Game	396.4	398.3
Total Plays	1031	1076
Avg. Per Play	6.2	5.9
<b>Net Yards Rushing</b>	<b>2690</b>	<b>1933</b>
Avg. Per Game	168.1	120.8
Total Rushes	521	427
<b>Net Yards Passing</b>	<b>3653</b>	<b>4439</b>
Avg. Per Game	228.3	277.4
Sacked/Yards Lost	25/173	19/154
Gross Yards	3826	4593
Att./Completions	485/316	630/423
Completion Pct.	65.2	67.1
Had Intercepted	7	15
<b>Punts/Average</b>	<b>50/45.1</b>	<b>45/47.7</b>
Net Punting Avg.	50/40.1	45/41.8
<b>Penalties/Yards</b>	<b>86/783</b>	<b>103/840</b>
<b>Fumbles/Ball Lost</b>	<b>15/5</b>	<b>21/8</b>
<b>Touchdowns</b>	<b>62</b>	<b>55</b>
Rushing	26	18
Passing	33	36
Returns	3	1

BY PERIODS	1	2	3	4	OT	PTS
<b>Team</b>	<b>96</b>	<b>144</b>	<b>101</b>	<b>138</b>	<b>12</b>	<b>491</b>
<b>Opponents</b>	<b>77</b>	<b>143</b>	<b>97</b>	<b>122</b>	<b>0</b>	<b>439</b>

SCORING	TD	RU	PA	RT	PAT	FG	S	TP
Henry	17	17	0	0			0	104
Gostkowski	0	0	0	0	46/48	18/26	0	100
A. Brown	12	0	11	1			0	72
J. Smith	9	1	8	0			0	54
Sloman	0	0	0	0	5/5	2/2	0	11
Tannehill	7	7	0	0			0	46
C. Davis	5	0	5	0			0	30
Pruitt	3	0	2	1			0	18
Humphries	2	0	2	0			0	12
Batson	1	0	1	0			0	6
D. Evans	1	0	1	0			0	6
Firkser	1	0	1	0			0	6
Foreman	1	0	1	0			0	6
King	1	0	0	1			0	6
McNichols	1	1	0	0			0	6
Swaim	1	0	1	0			0	6
Westbrook-Ikhine	0	0	0	0			0	2
<b>Team</b>	<b>62</b>	<b>26</b>	<b>33</b>	<b>3</b>	<b>51/53</b>	<b>20/28</b>	<b>0</b>	<b>491</b>
<b>Opponents</b>	<b>55</b>	<b>18</b>	<b>36</b>	<b>1</b>	<b>42/47</b>	<b>21/23</b>	<b>1</b>	<b>439</b>

**2-Pt Conversions:** Tannehill 2, Henry, Westbrook-Ikhine, **TM 4-7**, **OPP 1-8**

**FUM/LOST:** Tannehill 6/11, Henry 3/2, A. Brown 2/1, Batson 1/0, Brinkley 1/0, C. Davis 1/1, Douglas 1/0

RUSHING	No	Yds	Avg	Lg	TD
Henry	378	2027	5.4	94t	17
Tannehill	43	266	6.2	45t	7
McNichols	47	204	4.3	20	1
Foreman	22	95	4.3	15	0
D. Evans	14	54	3.9	9	0
Batson	4	20	5.0	11	0
Woodside	7	10	1.4	18	0
Perry	2	9	4.5	6	0
Hooker	1	4	4.0	4	0
J. Smith	2	4	2.0	3	1
Humphries	0	0	---	---	0

PASSING	Att	Cmp	Pct	Yards	Yds/Att	TD	Int	Lg	Sk/Yds	Rating
Tannehill	481	315	65.5	3,819	7.94	33	7	75t	24/173	106.5
Woodside	3	1	33.3	7	2.33	0	0	7	0/0	42.4
Kern	1	0	0.0	0	0.0	0	0	0	0/0	39.6
Humphries	0	0	---	0	---	0	0	---	1/0	---
<b>Team</b>	<b>485</b>	<b>316</b>	<b>65.2</b>	<b>3,826</b>	<b>7.89</b>	<b>33</b>	<b>7</b>	<b>75t</b>	<b>25/173</b>	<b>105.9</b>
<b>Opponents</b>	<b>630</b>	<b>423</b>	<b>67.1</b>	<b>4,593</b>	<b>7.29</b>	<b>36</b>	<b>15</b>	<b>75t</b>	<b>19/154</b>	<b>97.5</b>

Raymond	1	-3	-3.0	-3	0
<b>Team</b>	<b>521</b>	<b>2690</b>	<b>5.2</b>	<b>94t</b>	<b>26</b>
<b>Opponents</b>	<b>427</b>	<b>1933</b>	<b>4.5</b>	<b>59</b>	<b>18</b>

RECEIVING	No	Yds	Avg	Lg	TD
A. Brown	70	1075	15.4	73t	11
C. Davis	65	984	15.1	75t	5
J. Smith	41	448	10.9	63	8
Firkser	39	387	9.9	45	1
Humphries	23	228	9.9	23	2
Henry	19	114	6.0	53	0
Batson	12	100	8.3	18	1
McNichols	12	55	4.6	9	0
Raymond	9	187	20.8	61	0
Swaim	9	83	9.2	16	1
Pruitt	5	49	9.8	22t	2
Blasingame	4	39	9.8	16	0
Westbrook-Ikhine	3	33	11.0	19	0
D. Evans	2	27	13.5	24	1
Hollister	1	12	12.0	12	0
Foreman	1	5	5.0	5t	1
Tannehill	1	0	0.0	0	0
<b>Team</b>	<b>316</b>	<b>3826</b>	<b>12.1</b>	<b>75t</b>	<b>33</b>
<b>Opponents</b>	<b>423</b>	<b>4593</b>	<b>10.9</b>	<b>75t</b>	<b>36</b>

INTERCEPTIONS	No	Yds	Avg	Lg	TD
Butler	4	111	27.8	68	0
Hooker	4	11	2.8	6	0
Fulton	1	44	44.0	44	0
Cruikshank	1	13	13.0	13	0
Joseph	1	5	5.0	5	0
Borders	1	0	0.0	0	0
J. Brown	1	0	0.0	0	0
Byard	1	0	0.0	0	0
Landry	1	0	0.0	0	0
T. Smith	0	5	---	5	0
<b>Team</b>	<b>15</b>	<b>189</b>	<b>12.6</b>	<b>68</b>	<b>0</b>
<b>Opponents</b>	<b>7</b>	<b>81</b>	<b>11.6</b>	<b>25</b>	<b>0</b>

PUNTING	No	Yds	Avg	Net	TB	In	Lg	B
Kern	37	1695	45.8	41.5	3	22	66	0
Allen	8	404	50.5	40.0	1	0	65	0
Daniel	4	157	39.3	30.0	0	0	52	1
<b>Team</b>	<b>50</b>	<b>2256</b>	<b>45.1</b>	<b>40.1</b>	<b>4</b>	<b>22</b>	<b>66</b>	<b>1</b>
<b>Opponents</b>	<b>45</b>	<b>2147</b>	<b>47.7</b>	<b>41.8</b>	<b>3</b>	<b>19</b>	<b>71</b>	<b>0</b>

PUNT RETURNS	No	FC	Yds	Avg	Lg	TD
Raymond	23	11	208	9.0	40	0
Batson	0	1	0	---	---	0
<b>Team</b>	<b>23</b>	<b>12</b>	<b>208</b>	<b>9.0</b>	<b>40</b>	<b>0</b>
<b>Opponents</b>	<b>20</b>	<b>13</b>	<b>171</b>	<b>8.6</b>	<b>57</b>	<b>0</b>

KICKOFF RETURNS	No	Yds	Avg	Lg	TD
Raymond	15	275	18.3	30	0
Batson	11	231	21.0	35	0
D. Evans	9	206	22.9	31	0
Blasingame	1	11	11.0	11	0
A. Brown	1	42	42.0	42t	1
Kalu	1	2	2.0	2	0
<b>Team</b>	<b>38</b>	<b>767</b>	<b>20.2</b>	<b>42t</b>	<b>1</b>
<b>Opponents</b>	<b>37</b>	<b>823</b>	<b>22.2</b>	<b>49</b>	<b>0</b>

FIELD GOALS	1-19	20-29	30-39	40-49	50+
Gostkowski	0/0	2/3	4/5	5/10	7/8
Sloman	0/0	0/0	1/1	1/1	0/0
<b>Team</b>	<b>0/0</b>	<b>2/3</b>	<b>5/6</b>	<b>6/11</b>	<b>7/8</b>
<b>Opponents</b>	<b>0/0</b>	<b>7/7</b>	<b>6/6</b>	<b>5/6</b>	<b>3/4</b>

**Gostkowski:** (47N,44B,42N,25G)(51G,49G)(39G,31G,30G,51G,54G,55G)(27B,37N)(51G,45N)(53N)(40G)(50G,44N)(40G,40G,22G)(49G)(53G)(38G)(0)

**Sloman, Ten.:** (0)(0)(0)(0)(0)(0)(0)(0)(0)(0)(47G,37G)

**TM:** (47N,44B,42N,25G)(51G,49G)(39G,31G,30G,51G,54G,55G)(27B,37N)(51G,45N)(53N)(40G)(50G,44N)(40G,40G,22G)(49G)(53G)(38G)(47G,37G)

**OPP:** ((35G)(41G,49N)(43G)(38G)(38G,30G)(33G)(22G)(24G,43G)(30G,27G,29G)(27G,43G)(53B,53G)(53G)(24G,43G,28G,51G)

**SACKS**  
Landry 5.5, Simmons 3, Crawford 2, D. Jones 2, King 1, J. Brown 1, Fulton 1, Ray 1, Reed 1, Vaccaro 1, R. Evans 0.5  
**TM 19, OPP 25**

**TACKLES (Solo-Assists-Total)**  
Byard (111-79-32), Butler (100-86-14), R. Evans (96-59-37), Vaccaro (83-62-21), Brown (76-45-31), Landry III (69-46-23), Long Jr. (50-28-22), Jones (49-29-20), Simmons (49-24-25), Hooker (44-30-14), King II (31-21-10), Joseph (29-25-4), Crawford (28-20-8), Borders (27-22-5), C. Jackson (21-12-9), Clowney (19-14-5), Fulton (16-14-2), T. Smith (14-10-4), Compton (14-8-6), A. Jackson (12-9-3), Dickerson (10-4-6), Kalu (8-7-1), Roberson (6-4-2), Orr (5-5-0), Skipper (5-4-1), Tart (5-2-3), Murchison (5-1-4), Beasley Jr. (3-2-1), Reed (3-2-1), Correa (2-1-1), Mack (2-1-1), Dzubnar (1-1-0), Ray (1-1-0), Raymond (1-1-0)

### USUAL STARTING LINEUP

**OFFENSE**  
WR Corey Davis (84)  
TE Jonnu Smith (81)  
LT Taylor Lewan (77)/Ty Sambrailo (70)/David Quessenberry (72)  
LG Rodger Saffold III (76)  
C Ben Jones (60)  
RG Nate Davis (64)  
RT Dennis Kelly (70)  
TE Geoff Swaim (87)  
**WR A.J. Brown (11)**  
QB Ryan Tannehill (17)  
**RB Derrick Henry (22)**

**DEFENSE**  
DE Jack Crawford (94)  
NT DaQuan Jones (90)  
DT Jeffery Simmons (98)  
OLB Jadeveon Clowney (99)  
ILB Rashaan Evans (54)  
ILB Jayon Brown (55)  
OLB Harold Landry III (58)  
CB Malcolm Butler (21)  
SS Kenny Vaccaro (24)  
FS Kevin Byard (31)  
CB Desmond King II (33)/Adoree' Jackson (25)

**SPECIALISTS**  
K Stephen Gostkowski (3)  
P Brett Kern (6)  
PR Kalif Raymond (14)  
KR Kalif Raymond (14)

**Pro Bowl** [All-Pro](#)

**GM:** Jon Robinson; **Head Coach:** Mike Vrabel  
**Asst. Coaches:** Arthur Smith (off. coordinator), Craig Aukerman (ST), Brian Bell (strength and conditioning assist.), Scott Booker (safeties), Shane Bowen (OLB), Keith Carter (OL), Ryan Crow (assist. ST), Tony Dews (RB), Todd Downing (TE), Matt Edwards (def. assist.), Monday Gee (strength and conditioning assist.), Jim Haslett (ILB), Chandler Henley (quality control), Zak Kuhr (def. quality control), Anthony Midget (secondary), Rob Moore (WR), Pat O'Hara (QB), Frank Piraino (strength and conditioning), Luke Steckel (off. assist.), John Streicher (coordinator of football development), Mike Sullivan (assist. OL), Terrell Williams (DL)

### AMERICAN FOOTBALL CONFERENCE STANDINGS

AFC EAST	W	L	T	Pct
Buffalo	13	3	0	.813
Miami	10	6	0	.625
New England	7	9	0	.438
New York Jets	2	14	0	.125
<b>AFC NORTH</b>	<b>W</b>	<b>L</b>	<b>T</b>	<b>Pct</b>
Pittsburgh	12	4	0	.750
* Baltimore	11	5	0	.688
* Cleveland	11	5	0	.688
Cincinnati	4	11	1	.281
<b>AFC SOUTH</b>	<b>W</b>	<b>L</b>	<b>T</b>	<b>Pct</b>
Tennessee	11	5	0	.688
* Indianapolis	11	5	0	.688
Houston	4	12	0	.250
Jacksonville	1	15	0	.063
<b>AFC WEST</b>	<b>W</b>	<b>L</b>	<b>T</b>	<b>Pct</b>
Kansas City	14	2	0	.875
Las Vegas	8	8	0	.500
Los Angeles Chargers	7	9	0	.438
Denver	5	11	0	.313

### NATIONAL FOOTBALL CONFERENCE STANDINGS

NFC EAST	W	L	T	Pct
Washington	7	9	0	.438
New York Giants	6	10	0	.375
Dallas	6	10	0	.375
Philadelphia	4	11	1	.281
<b>NFC NORTH</b>	<b>W</b>	<b>L</b>	<b>T</b>	<b>Pct</b>
Green Bay	13	3	0	.813
* Chicago	8	8	0	.500
Minnesota	7	9	0	.438
Detroit	5	11	0	.313
<b>NFC SOUTH</b>	<b>W</b>	<b>L</b>	<b>T</b>	<b>Pct</b>
New Orleans	12	4	0	.7

# 2019 SEASON (9-7 REGULAR SEASON, 2-1 PLAYOFFS) • 2ND PLACE AFC SOUTH

DATE	OPPONENT	SCORE	W/L	ATT
Sep. 8	at Cleveland	43-13	W	67,431
Sep. 15	INDIANAPOLIS	17-19	L	62,849
Sep. 19	at Jacksonville	7-20	L	58,613
Sep. 29	at Atlanta	24-10	W	72,108
Oct. 6	BUFFALO	7-14	L	66,910
Oct. 13	at Denver	0-16	L	75,815
Oct. 20	L.A. CHARGERS	23-20	W	62,431
Oct. 27	TAMPA BAY	27-23	W	62,073
Nov. 3	at Carolina	20-30	L	72,540
Nov. 10	KANSAS CITY	35-32	W	68,864
Nov. 24	JACKSONVILLE	42-20	W	60,926
Dec. 1	at Indianapolis	31-17	W	60,361
Dec. 8	at Oakland	42-21	W	52,760
Dec. 15	HOUSTON	21-24	L	65,265
Dec. 22	NEW ORLEANS	28-38	L	66,756
Dec. 29	at Houston	35-14	W	71,794
Jan. 4	at New England	20-13	W	65,878
Jan. 11	at Baltimore	28-12	W	71,254
Jan. 19	at Kansas City	24-35	L	73,656

	TITANS	OPP
<b>Total First Downs</b>	<b>317</b>	<b>335</b>
Rushing	104	95
Passing	177	213
Penalty	36	27
3rd Down: Made/Att	70/185	74/204
3rd Down Pct.	37.8	36.3
4th Down: Made/Att	4/14	10/25
4th Down Pct.	28.6	40.0
<b>Possession Avg.</b>	<b>28:31</b>	<b>31:29</b>
<b>Total Net Yards</b>	<b>5,805</b>	<b>5,752</b>
Avg. Per Game	362.8	359.5
Total Plays	949	1056
Avg. Per Play	6.1	5.4
<b>Net Yards Rushing</b>	<b>2,223</b>	<b>1,672</b>
Avg. Per Game	138.9	104.5
Total Rushes	445	415
<b>Net Yards Passing</b>	<b>3,582</b>	<b>4,080</b>
Avg. Per Game	223.9	255.0
Sacked/Yards Lost	56/374	43/276
Gross Yards	3956	4356
Att./Completions	448/297	598/386
Completion Pct.	66.3	64.5
Had Intercepted	8	14
<b>Punts/Average</b>	<b>78/47.1</b>	<b>71/46.5</b>
Net Punting Avg.	78/43.1	71/42.7
<b>Penalties/Yards</b>	<b>99/932</b>	<b>125/1025</b>
<b>Fumbles/Ball Lost</b>	<b>21/9</b>	<b>16/9</b>
<b>Touchdowns</b>	<b>54</b>	<b>39</b>
Rushing	21	14
Passing	29	25
Returns	4	0

BY PERIODS	1	2	3	4	OT	PTS
Team	69	77	110	146	0	402
Opponents	74	99	87	71	0	331

SCORING	TD	RU	PA	RT	PAT	FG	S	TP
Henry	18	16	2	0			0	108
A. Brown	9	1	8	0			0	54
Succop	0	0	0	0	24/25	1/6	0	27
Tannehill	4	4	0	0			0	26
Santos	0	0	0	0	12/12	4/9	0	24
Sharpe	4	0	4	0			0	24
Jon. Smith	3	0	3	0			0	18
Parkey	0	0	0	0	5/6	3/3	0	14
C. Davis	2	0	2	0			0	12
Humphries	2	0	2	0			0	12
De. Walker	2	0	2	0			0	12
Joseph	0	0	0	0	9/9	0/0	0	9
J. Brown	1	0	0	1			0	6
Butler	1	0	0	1			0	6
Evans	1	0	0	1			0	6
Firkser	1	0	1	0			0	6
Kelly	1	0	1	0			0	6
D. Lewis	1	0	1	0			0	6
Pruitt	1	0	1	0			0	6
Quessenberry	1	0	1	0			0	6
Raymond	1	0	1	0			0	6
T. Smith	1	0	0	1			0	6
Wake	0	0	0	0			1	2
<b>Team</b>	<b>54</b>	<b>21</b>	<b>29</b>	<b>4</b>	<b>50/52</b>	<b>8/18</b>	<b>1</b>	<b>402</b>
<b>Opponents</b>	<b>39</b>	<b>14</b>	<b>25</b>	<b>0</b>	<b>30/35</b>	<b>21/27</b>	<b>0</b>	<b>331</b>

**2-PT Conversions:** Tannehill, TM 1-2, OPP 2-4  
**FUM/LOST:** Tannehill 6/3, Henry 5/3, Mariota 3/0, A. Brown 1/0, C. Davis 1/0, Humphries 1/0, Jackson 1/1, D. Lewis 1/1, Raymond 1/1, De. Walker 1/0

RUSHING	No	Yds	Avg	Lg	TD
Henry	303	1,540	5.1	74t	16
D. Lewis	54	209	3.9	17	0
Tannehill	43	185	4.3	25	4
Mariota	24	129	5.4	15	0

PASSING	Att	Cmp	Pct	Yards	Yds/Att	TD	Int	Lg	Sk/Yds	Rating
Tannehill	286	201	2,742	70.3	9.59	22	6	91t	31/212	117.5
Mariota	160	95	1,203	59.4	7.52	7	2	75t	25/162	92.3
Kern	2	1	11	50.0	5.50	0	0	11	0/0	66.7
<b>Team</b>	<b>448</b>	<b>297</b>	<b>3,956</b>	<b>66.3</b>	<b>8.83</b>	<b>29</b>	<b>8</b>	<b>91t</b>	<b>56/374</b>	<b>108.3</b>
<b>Opponents</b>	<b>598</b>	<b>386</b>	<b>4,356</b>	<b>64.5</b>	<b>7.28</b>	<b>25</b>	<b>14</b>	<b>63t</b>	<b>43/276</b>	<b>90.4</b>

Jon. Smith	4	78	19.5	57	0
A. Brown	3	60	20.0	49t	1
Dawkins	11	26	2.4	14	0
Humphries	1	1	1.0	1	0
Kern	1	0	0.0	0	0
Raymond	1	-5	-5.0	-5	0
<b>Team</b>	<b>445</b>	<b>2,223</b>	<b>5.0</b>	<b>74t</b>	<b>21</b>
<b>Opponents</b>	<b>415</b>	<b>1,672</b>	<b>4.0</b>	<b>69</b>	<b>14</b>

RECEIVING	No	Yds	Avg	Lg	TD
A. Brown	52	1,051	20.2	91t	8
C. Davis	43	601	14.0	38	2
Humphries	37	374	10.1	30	2
Jon. Smith	35	439	12.5	57	3
Sharpe	25	329	13.2	47	4
D. Lewis	25	164	6.6	24	1
De. Walker	21	215	10.2	29	2
Henry	18	206	11.4	75t	2
Firkser	14	204	14.6	39	1
Raymond	9	170	18.9	52	1
Pruitt	6	90	15.0	42	1
Blasingame	4	54	13.5	24	0
Jennings	2	17	8.5	11	0
Hollister	2	13	6.5	11	0
R. Davis	1	16	16.0	16	0
Byard	1	11	11.0	11	0
Kelly	1	1	1.0	1t	1
Quessenberry	1	1	1.0	1t	1
<b>Team</b>	<b>297</b>	<b>3,956</b>	<b>13.3</b>	<b>91t</b>	<b>29</b>
<b>Opponents</b>	<b>386</b>	<b>4,356</b>	<b>11.3</b>	<b>63t</b>	<b>25</b>

INTERCEPTIONS	No	Yds	Avg	Lg	TD
Byard	5	79	15.8	28	0
Ryan	4	16	4.0	16	0
Butler	2	61	30.5	38t	1
Vaccaro	1	2	2.0	2	0
J. Brown	1	0	0.0	0	0
Landry	1	0	0.0	0	0
<b>Team</b>	<b>14</b>	<b>158</b>	<b>11.3</b>	<b>38t</b>	<b>1</b>
<b>Opponents</b>	<b>8</b>	<b>204</b>	<b>25.5</b>	<b>86</b>	<b>0</b>

PUNTING	No	Yds	Avg	Net	TB	In	Lg	B
Kern	78	3,672	47.1	43.1	2	37	70	0
<b>Team</b>	<b>78</b>	<b>3,672</b>	<b>47.1</b>	<b>43.1</b>	<b>2</b>	<b>37</b>	<b>70</b>	<b>0</b>
<b>Opponents</b>	<b>71</b>	<b>3,300</b>	<b>46.5</b>	<b>42.7</b>	<b>5</b>	<b>32</b>	<b>64</b>	<b>0</b>

PUNT RETURNS	No	FC	Yds	Avg	Lg	TD
Humphries	12	19	78	6.5	21	0
Raymond	4	7	45	11.3	14	0
Jackson	3	1	26	8.7	17	0
R. Davis	2	3	9	4.5	10	0
Sims	1	0	11	11.0	11	0
<b>Team</b>	<b>22</b>	<b>30</b>	<b>169</b>	<b>7.7</b>	<b>21</b>	<b>0</b>
<b>Opponents</b>	<b>30</b>	<b>19</b>	<b>269</b>	<b>9.0</b>	<b>42</b>	<b>0</b>

KICKOFF RETURNS	No	Yds	Avg	Lg	TD
Raymond	18	403	22.4	45	0
Jennings	9	196	21.8	26	0
Jackson	2	23	11.5	23	0
Jon. Smith	1	16	16.0	16	0
<b>Team</b>	<b>30</b>	<b>638</b>	<b>21.3</b>	<b>45</b>	<b>0</b>
<b>Opponents</b>	<b>37</b>	<b>877</b>	<b>23.7</b>	<b>47</b>	<b>0</b>

FIELD GOALS	1-19	20-29	30-39	40-49	50+
Santos	0/0	0/0	1/3	2/3	1/3
Succop	0/0	0/0	1/1	0/4	0/1
Parkey	0/0	0/0	0/0	2/2	1/1
<b>Team</b>	<b>0/0</b>	<b>0/0</b>	<b>2/4</b>	<b>4/9</b>	<b>2/5</b>
<b>Opponents</b>	<b>0/0</b>	<b>5/5</b>	<b>4/5</b>	<b>9/11</b>	<b>3/6</b>

**TEAM/SANTOS:** (37G,53G) (49G,45N) () (45G) (50N,36N, 33B, 53N) () () () () () () () () ()  
**Succop:** () () () () () () () (43N,56N,44N) () () (31G) (42N) (45B) () ()  
**Parkey:** () () () () () (45G) (51G,42G) () () () () () () ()  
**Joseph:** () () () () () () () () () () () ()  
**OPP:** () (40G,48G) (32N,42G) () (31G,53G,48G) (29G, 50G) (22G,48G,24G) (35G,49N) (30G,41G,43G,39G,52B) (49G,50G) (55N,53B,28G,46B) () (29G) (47G) ()

**SACKS**  
 Landry 9, Casey 5, Correa 5, Ryan 4.5, Roberson 3, Evans 2.5, Wake 2.5, Finch 2, Simmons 2, Mack 1.5, J. Brown 1, Gilbert 1, D. Jones 1, Vaccaro 1, Woodyard 1, (group) 1.  
**Titans 43, Opponents 56**

**TACKLES (Solo-Assists-Total)**  
 Evans (139-84-55), Ryan (120-76-44), Brown (117-89-28), Vaccaro (104-62-42), Byard (91-57-34), Landry III (81-56-25), Casey (61-41-20), Jones (50-34-16), Woodyard (46-32-14), Jackson (40-36-4), Simmons (40-25-15), Correa (37-23-14), Sims (31-23-8), Butler (30-23-7), Johnson (29-16-13), Smith (24-19-5), Gilbert (24-15-9), Long Jr. (15-8-7), Brock Sr. (13-10-3), Finch (13-10-3), Hooker (13-8-5), Mack (11-6-5), Orr (9-7-2), Wake (5-3-2), Roberson (4-4-0), Urban (4-2-2), Dickerson (2-2-0), Kalu (2-2-0), Bates (1-1-0), Ivie (1-0-1)

### USUAL STARTING LINEUP

**OFFENSE**

WR Corey Davis (84)  
 TE Jonnu Smith (81)  
 LT Taylor Lewan (77)  
 LG Rodger Saffold III (76)  
 C Ben Jones (60)  
 RG Nate Davis (64)  
 RT Jack Conklin (78)  
 TE MyCole Pruitt (85)  
 WR A.J. Brown (11)  
**QB Ryan Tannehill (17)**  
**RB Derrick Henry (22)**

**DEFENSE**

DE Jeffery Simmons (98)  
 NT DaQuan Jones (90)  
**DT Jurrell Casey (99)**  
 OLB Kamalei Correa (44)/Reggie Gilbert (93)  
 ILB Rashaan Evans (54)  
 ILB Jayon Brown (55)  
 OLB Harold Landry III (58)  
 CB Malcolm Butler (21)/Adoree' Jackson (25)  
 SS Kenny Vaccaro (24)  
 FS Kevin Byard (31)  
 CB Logan Ryan (26)

**SPECIALISTS**

K Cairo Santos (7)/Cody Parkey (3)/Ryan Succop (4)/Greg Joseph (7)  
**P Brett Kern (6)**  
 PR Adam Humphries (10)  
 KR Kalif Raymond (14)

**Pro Bowl All-Pro**

**GM:** Jon Robinson; **Head Coach:** Mike Vrabel  
**Asst. Coaches:** Dean Pees (def. coordinator), Arthur Smith (off. coordinator), Craig Aukerman (ST), Brian Bell (strength and conditioning assist.), Scott Booker (def. assist.), Shane Bowen (OLB), Keith Carter (OL), Kerry Combs (secondary), Ryan Crow (def. assist.), Tony Dews (RB), Todd Downing (TE), Matt Edwards (assist. ST), Mondray Gee (strength and conditioning assist.), Chandler Henley (quality control), Tyrone McKenzie (ILB), Rob Moore (WR), Pat O'Hara (QB), Matt Pees (quality control), Frank Piraino (strength and conditioning), Luke Steckel (off. assist.), John Streicher (Assistant to Head Coach), Mike Sullivan (off. assist.), Terrell Williams (DL)

### AMERICAN FOOTBALL CONFERENCE STANDINGS

AFC EAST	W	L	T	Pct
New England	12	4	0	.750
* Buffalo	10	6	0	.625
New York Jets	7	9	0	.438
Miami	5	11	0	.313
AFC NORTH	W	L	T	Pct
Baltimore	14	2	0	.875

## 2018 SEASON (9-7 REGULAR SEASON, 0-0 PLAYOFFS) • 3RD PLACE AFC SOUTH

DATE	OPPONENT	SCORE	W/L	ATT
Sep. 9	at Miami	20-27	L	65,184
Sep. 16	HOUSTON	20-17	W	62,372
Sep. 23	at Jacksonville	9-6	W	64,015
Sep. 30	PHILADELPHIA	26-23*	W	69,013
Oct. 7	at Buffalo	12-13	L	68,202
Oct. 14	BALTIMORE	0-21	L	64,441
Oct. 21	at L.A. Chargers	19-20	L	84,301
Nov. 5	at Dallas	28-14	W	90,466
Nov. 11	NEW ENGLAND	34-10	W	69,363
Nov. 18	at Indianapolis	10-38	L	57,401
Nov. 26	at Houston	17-34	L	71,826
Dec. 2	N.Y. JETS	26-22	W	60,904
Dec. 6	JACKSONVILLE	30-9	W	60,344
Dec. 16	at N.Y. Giants	17-0	W	74,538
Dec. 22	WASHINGTON	25-16	W	60,746
Dec. 30	INDIANAPOLIS	17-33	L	68,978

\* Overtime

	TITANS	OPP
<b>Total First Downs</b>	<b>289</b>	<b>298</b>
Rushing	106	98
Passing	156	182
Penalty	27	18
3rd Down: Made/Att	82/205	75/205
3rd Down Pct.	40.0	36.6
4th Down: Made/Att	7/12	11/20
4th Down Pct.	58.3	55.0
<b>Possession Avg.</b>	<b>29:28</b>	<b>30:02</b>
<b>Total Net Yards</b>	<b>4,998</b>	<b>5,334</b>
Avg. Per Game	312.4	333.4
Total Plays	938	1001
Avg. Per Play	5.3	5.3
<b>Net Yards Rushing</b>	<b>2,023</b>	<b>1,863</b>
Avg. Per Game	126.4	116.4
Total Rushes	454	429
<b>Net Yards Passing</b>	<b>2,975</b>	<b>3,471</b>
Avg. Per Game	185.9	216.9
Sacked/Yards Lost	47/280	39/248
Gross Yards	3255	3719
Att./Completions	437/293	533/337
Completion Pct.	67.0	63.2
Had Intercepted	12	11
<b>Punts/Average</b>	<b>75/46.4</b>	<b>71/46.1</b>
Net Punting Avg.	75/41.7	71/39.4
<b>Penalties/Yards</b>	<b>82/727</b>	<b>120/984</b>
<b>Fumbles/Ball Lost</b>	<b>18/6</b>	<b>14/6</b>
<b>Touchdowns</b>	<b>34</b>	<b>32</b>
Rushing	15	9
Passing	16	21
Returns	3	2

BY PERIODS	1	2	3	4	OT	PTS
<b>Team</b>	<b>76</b>	<b>58</b>	<b>69</b>	<b>101</b>	<b>6</b>	<b>310</b>
<b>Opponents</b>	<b>70</b>	<b>105</b>	<b>63</b>	<b>62</b>	<b>3</b>	<b>303</b>

SCORING	TD	RU	PA	RT	PAT	FG	S	TP
Succop	0	0	0	0	28/31	26/30	0	106
Henry	12	12	0	0			0	72
C. Davis	4	0	4	0			0	24
J. Smith	3	0	3	0			0	18
D. Lewis	2	1	1	0			0	12
Mariota	2	2	0	0			0	12
Sharpe	2	0	2	0			0	12
Stocker	2	0	2	0			0	12
Brown	1	0	0	1			0	6
Butler	1	0	0	1			0	6
Cruikshank	1	0	1	0			0	6
Firkser	1	0	1	0			0	6
Jennings	1	0	0	1			0	6
Pruitt LG	1	0	1	0			0	6
Pruitt TM	1	0	1	0			0	6
Taylor	1	0	1	0			0	6
<b>Team</b>	<b>34</b>	<b>15</b>	<b>16</b>	<b>3</b>	<b>28/31</b>	<b>26/30</b>	<b>0</b>	<b>310</b>
<b>Opponents</b>	<b>32</b>	<b>9</b>	<b>21</b>	<b>2</b>	<b>31/32</b>	<b>26/29</b>	<b>1</b>	<b>303</b>

2-Pt Conversions: TM 0-1, OPP 0-0

FUM/Lost: Mariota 9/2, Jackson 3/1, Batson 1/0, C. Davis 1/0, Henry 1/1, D. Lewis 1/1, J. Smith 1/0, Taylor 1/1

RUSHING	No	Yds	Avg	Lg	TD
Henry	215	1,059	4.9	99t	12
D. Lewis	155	517	3.3	36	1
Mariota	64	357	5.6	27	2
Davis	6	55	9.2	39	0

PASSING	Att	Cmp	Pct	Yards	Yds/Att	TD	Int	Lg	Sk/Yds	Rating
Mariota	331	228	68.9	2,528	7.64	11	8	61t	42/243	92.3
Gabbert	101	61	60.4	626	6.20	4	4	35	5/37	74.9
Henry	3	2	66.7	14	4.67	0	0	8	0/0	77.1
Byard	1	1	100.0	66	66.00	1	0	66t	0/0	158.3
Jennings	1	1	100.0	21	21.00	0	0	21	0/0	118.8
<b>Team</b>	<b>437</b>	<b>293</b>	<b>67.0</b>	<b>3,255</b>	<b>7.45</b>	<b>16</b>	<b>12</b>	<b>66t</b>	<b>47/280</b>	<b>89.8</b>
<b>Opponents</b>	<b>533</b>	<b>337</b>	<b>63.2</b>	<b>3,719</b>	<b>6.98</b>	<b>21</b>	<b>11</b>	<b>75t</b>	<b>39/248</b>	<b>88.4</b>

Fluellen	4	16	4.0	13	0
Sharpe	1	16	16.0	16	0
Jennings	1	2	2.0	2	0
Batson	1	1	1.0	1	0
Gabbert	6	0	0.0	1	0
Stocker	1	0	0.0	0	0
<b>Team</b>	<b>454</b>	<b>2,023</b>	<b>4.5</b>	<b>99t</b>	<b>15</b>
<b>Opponents</b>	<b>429</b>	<b>1,863</b>	<b>4.3</b>	<b>97t</b>	<b>9</b>

RECEIVING	No	Yds	Avg	Lg	TD
C. Davis	65	891	13.7	51	4
D. Lewis	59	400	6.8	37	1
Taylor	37	466	12.6	55	1
Sharpe	26	316	12.2	28	2
J. Smith	20	258	12.9	61t	3
Firkser	19	225	11.8	28	1
Stocker	15	165	11.0	31	2
Henry	15	99	6.6	21	0
Jennings	11	101	9.2	36	0
Pruitt	9	102	11.3	27	1
Batson	8	82	10.3	26	0
Walker	4	52	13.0	16	0
Matthews	3	11	3.7	4	0
Cruikshank	1	66	66.0	66t	1
Mariota	1	21	21.0	21	0
<b>Team</b>	<b>293</b>	<b>3,255</b>	<b>11.1</b>	<b>66t</b>	<b>16</b>
<b>Opponents</b>	<b>337</b>	<b>3,719</b>	<b>11.0</b>	<b>75t</b>	<b>21</b>

INTERCEPTIONS	No	Yds	Avg	Lg	TD
Byard	4	1	0.3	1	0
Butler	3	90	30.0	56t	1
Jackson	2	7	3.5	7	0
Brown	1	22	22.0	22t	1
Vaccaro	1	0	0.0	0	0
<b>Team</b>	<b>11</b>	<b>120</b>	<b>10.9</b>	<b>56t</b>	<b>2</b>
<b>Opponents</b>	<b>12</b>	<b>219</b>	<b>18.3</b>	<b>54t</b>	<b>2</b>

PUNTING	No	Yds	Avg	Net	TB	In	Lg	B
Kern	74	3483	47.1	41.7	3	39	62	1
<b>Team</b>	<b>75</b>	<b>3483</b>	<b>46.4</b>	<b>41.7</b>	<b>3</b>	<b>39</b>	<b>62</b>	<b>1</b>
<b>Opponents</b>	<b>71</b>	<b>3275</b>	<b>46.1</b>	<b>39.4</b>	<b>12</b>	<b>27</b>	<b>68</b>	<b>0</b>

PUNT RETURNS	No	FC	Yds	Avg	Lg	TD
Jackson	16	9	148	9.3	26	0
Matthews	4	0	38	9.5	18	0
Williams	4	1	47	11.8	38	0
Batson	3	1	4	1.3	5	0
<b>Team</b>	<b>27</b>	<b>11</b>	<b>237</b>	<b>8.8</b>	<b>38</b>	<b>0</b>
<b>Opponents</b>	<b>33</b>	<b>16</b>	<b>296</b>	<b>9.0</b>	<b>51</b>	<b>0</b>

KICKOFF RETURNS	No	Yds	Avg	Lg	TD
Jennings	22	698	31.7	94t	1
Cruikshank	1	39	39.0	39	0
<b>Team</b>	<b>23</b>	<b>737</b>	<b>32.0</b>	<b>94t</b>	<b>1</b>
<b>Opponents</b>	<b>25</b>	<b>696</b>	<b>27.8</b>	<b>102t</b>	<b>1</b>

FIELD GOALS	1-19	20-29	30-39	40-49	50+
Succop	0/0	5/6	13/13	5/7	3/4
<b>Team</b>	<b>0/0</b>	<b>5/6</b>	<b>13/13</b>	<b>5/7</b>	<b>3/4</b>
<b>Opponents</b>	<b>0/0</b>	<b>6/6</b>	<b>8/9</b>	<b>8/8</b>	<b>4/6</b>

**TEAM/Succop:** (47G,53G)(42G,31G)(39G,48N,36G,28G)(42G,33G)(25G,54G,39G,50G)(28G,33G,51N)(28N)(33G,31G)(42G)(31G)(24G,33G)(33G)(48N,22G)(42G,33G)(38G)  
**OPP:** (27G,30G)(54N,34G)(46G,38G)(27G,30G,37G)(40G,46G)(29G,28G)(38N)(52G,52N)(22G)(43G,47G)(54G,34G,43G,39G,39G)(50G,40G,46G)(53G,25G)

**SACKS**  
 Casey 7, Brown 6, Landry 4.5, Woodyard 4.5, Ryan 4, Correa 3.5, Byard 2, Vaccaro 2, Finch 1.5, Orakpo 1.5, Butler 1, Johnson 1, D. Morgan 0.5  
**Titans 39, Opponents 47**

**TACKLES (Solo-Assists-Total)**  
 Woodyard (124-85-39), Brown (107-76-31), Byard (96-64-32), Ryan (85-54-31), Casey (72-46-26), Vaccaro (70-45-25), Jackson (69-62-7), Evans (63-42-21), Butler (56-49-7), Landry (46-26-20), Orakpo (40-24-16), Jones (39-19-20), Morgan (37-25-12), Lewis (28-19-9), Correa (27-17-10), Johnson (25-16-9), Finch (22-16-6), Sims (21-15-6), Logan (16-8-8), Compton (11-7-4), Bates (6-3-3), Kilgo (5-3-2), Dickerson (3-2-1), Cruikshank (2-2-0), Wallace (1-0-1)

### USUAL STARTING LINEUP

**OFFENSE**

- WR Corey Davis (84)
- TE Jonnu Smith (81)
- LT **Taylor Lewan (77)**
- LG Quinton Spain (67)
- C Ben Jones (60)
- RG Josh Kline (64)
- RT Jack Conklin (78)
- TE Luke Stocker (88)
- WR Tajaé Sharpe (19)
- QB Marcus Mariota (8)
- RB Derrick Henry (22)

**DEFENSE**

- DE DaQuan Jones (90)
- NT Austin Johnson (94)
- DT **Jurrell Casey (99)**
- OLB Derrick Morgan (91)
- ILB Wesley Woodyard (59)
- ILB Jayon Brown (55)/Rashaan Evans (54)
- OLB Brian Orakpo (98)
- CB Logan Ryan (26)/Adoree' Jackson (25)
- SS Kenny Vaccaro (24)
- FS Kevin Byard (31)
- CB Malcolm Butler (21)

**SPECIALISTS**

- K Ryan Succop (4)
- P **Brett Kern (6)**
- PR Adoree' Jackson (25)
- KR Darius Jennings (15)

Pro Bowl [All-Pro](#)

**GM:** Jon Robinson; **Head Coach:** Mike Vrabel  
**Asst. Coaches:** Matt LaFleur (off. coordinator), Dean Pees (def. coordinator), Craig Aukerman (ST), Brian Bell (strength and conditioning assist.), Scott Booker (def. assist.), Shane Bowen (OLB), Keith Carter (OL), Kerry Coombs (secondary), Ryan Crow (def. assist.), Tony Dews (RB), Matt Edwards (assist. ST), Chandler Henley (quality control), Tom Kanavy (strength and conditioning), Tyrone McKenzie (ILB), Rob Moore (WR), Pat O'Hara (QB), Matt Pees (quality control), Taylor Porter (strength and conditioning assist.), Arthur Smith (TE), Luke Stechel (off. assist.), Mike Sullivan (off. assist.), Terrell Williams (DL)

### AMERICAN FOOTBALL CONFERENCE STANDINGS

AFC EAST	W	L	T	Pct
New England	11	5	0	.688
Miami	7	9	0	.438
Buffalo	6	10	0	.375
New York Jets	4	12	0	.250
<b>AFC NORTH</b>	<b>W</b>	<b>L</b>	<b>T</b>	<b>Pct</b>
Baltimore	10	6	0	.625
Pittsburgh	9	6	1	.594
Cleveland	7	8	1	.469
Cincinnati	6	10	0	.375
<b>AFC SOUTH</b>	<b>W</b>	<b>L</b>	<b>T</b>	<b>Pct</b>
Houston	11	5	0	.688
* Indianapolis	10	6	0	.625
Tennessee	9	7	0	.563
Jacksonville	5	11	0	.313
<b>AFC WEST</b>	<b>W</b>	<b>L</b>	<b>T</b>	<b>Pct</b>
Kansas City	12	4	0	.750
* Los Angeles Chargers	12	4	0	.750
Denver	6	10	0	.375
Oakland	4	12	0	.250

### NATIONAL FOOTBALL CONFERENCE STANDINGS

NFC EAST	W	L	T	Pct
Dallas	10	6	0	.625
* Philadelphia	9	7	0	.563
Washington	7	9	0	.438
New York Giants	5	11	0	.313
<b>NFC NORTH</b>	<b>W</b>	<b>L</b>	<b>T</b>	<b>Pct</b>
Chicago	12	4	0	.750
Minnesota	8	7	1	.531
Green Bay	6	9	1	.406
Detroit	6	10	0	.375
<b>NFC SOUTH</b>	<b>W</b>	<b>L</b>	<b>T</b>	<b>Pct</b>
New Orleans	13	3	0	.813
Atlanta	7	9	0	.438
Carolina	7	9	0	.438
Tampa Bay	5	11	0	.313
<b>NFC WEST</b>	<b>W</b>	<b>L</b>	<b>T</b>	<b>Pct</b>
Los Angeles Rams	13	3	0	.813
* Seattle	10	6	0	.625
San Francisco	4	12	0	.250
Arizona	3	13	0	.188

\* Wild Card for Playoffs



## 2017 SEASON (9-7 REGULAR SEASON, I-1 PLAYOFFS) • 2ND PLACE AFC SOUTH

DATE	OPPONENT	SCORE	W/L	ATT
Sep. 10	OAKLAND	16-26	L	69,089
Sep. 17	at Jacksonville	37-16	W	61,709
Sep. 24	SEATTLE	33-27	W	69,127
Oct. 1	at Houston	14-57	L	71,804
Oct. 8	at Miami	10-16	L	65,135
Oct. 16	INDIANAPOLIS	36-22	W	63,888
Oct. 22	at Cleveland	12-9*	W	59,061
Nov. 5	BALTIMORE	23-20	W	67,322
Nov. 12	CINCINNATI	24-20	W	67,432
Nov. 16	at Pittsburgh	17-40	L	60,703
Nov. 26	at Indianapolis	20-16	W	62,207
Dec. 3	HOUSTON	24-13	W	62,758
Dec. 10	at Arizona	7-12	L	64,153
Dec. 17	at San Francisco	23-25	L	70,133
Dec. 24	L.A. RAMS	23-27	L	60,097
Dec. 31	JACKSONVILLE	15-10	W	65,501
Jan. 6	at Kansas City	22-21	W	73,319
Jan. 13	at New England	14-35	L	65,878

\* Overtime

	TITANS	OPP
<b>Total First Downs</b>	<b>290</b>	<b>323</b>
Rushing	97	68
Passing	157	231
Penalty	36	24
3rd Down: Made/Att	71/202	78/214
3rd Down Pct.	35.1	36.4
4th Down: Made/Att	5/10	10/16
4th Down Pct.	50.0	62.5
<b>Possession Avg.</b>	<b>29:51</b>	<b>30:09</b>
<b>Total Net Yards</b>	<b>5024</b>	<b>5248</b>
Avg. Per Game	314.0	328.0
Total Plays	974	1046
Avg. Per Play	5.2	5.0
<b>Net Yards Rushing</b>	<b>1833</b>	<b>1420</b>
Avg. Per Game	114.6	88.8
Total Rushes	443	398
<b>Net Yards Passing</b>	<b>3191</b>	<b>3828</b>
Avg. Per Game	199.4	239.3
Sacked/Yards Lost	35/203	43/272
Gross Yards	3394	4100
Att./Completions	496/306	605/369
Completion Pct.	61.7	61.0
Had Intercepted	17	12
<b>Punts/Average</b>	<b>75/49.7</b>	<b>75/48.2</b>
Net Punting Avg.	75/44.6	75/42.8
<b>Penalties/Yards</b>	<b>85/785</b>	<b>119/942</b>
<b>Fumbles/Ball Lost</b>	<b>10/8</b>	<b>23/9</b>
<b>Touchdowns</b>	<b>33</b>	<b>36</b>
Rushing	18	5
Passing	14	27
Returns	1	4

BY PERIODS	1	2	3	4	OT	PTS
Team	52	103	91	85	3	334
Opponents	71	98	49	138	0	356

SCORING	TD	RU	PA	RT	PAT	FG	S	TP
Succop	0	0	0	0	31/33	35/42	0	136
Murray	7	6	1	0			0	42
Henry	6	5	1	0			0	36
Mariota	5	5	0	0			0	30
Matthews	4	0	4	0			0	24
Walker	4	1	3	0			0	24
J. Smith	2	0	2	0			0	12
Decker	1	0	1	0			0	6
Fowler	1	1	0	0			0	6
Supernaw	1	0	1	0			0	6
Taylor	1	0	1	0			0	6
Woodyard	1	0	0	1			0	6
<b>Team</b>	<b>33</b>	<b>18</b>	<b>14</b>	<b>1</b>	<b>31/33</b>	<b>35/42</b>	<b>0</b>	<b>334</b>
<b>Opponents</b>	<b>36</b>	<b>5</b>	<b>27</b>	<b>4</b>	<b>29/34</b>	<b>37/41</b>	<b>0</b>	<b>356</b>

2-Pt Conversions: **TM 0-0, OPP 0-2**

**FUM/Lost:** Cassel 2/2, Walker 2/2, Mariota 2/1, Davis 1/1, Jackson 1/1, Murray 1/1, Henry 1/0

RUSHING	No	Yds	Avg	Lg	TD
Henry	176	744	4.2	75t	5
Murray	184	659	3.6	75t	6
Mariota	60	312	5.2	34t	5
Jackson	5	55	11.0	20	0
Taylor	8	43	5.4	17	0

PASSING	Att	Cmp	Pct	Yards	Yds/Att	TD	Int	Lg	Sk/Yds	Rating
Mariota	453	281	62.0	3232	7.13	13	15	75t	27/173	79.3
Cassel	42	25	59.5	162	3.86	1	2	17	8/30	55.9
Decker	1	0	0.0	0	0.00	0	0	---	0/0	39.6
<b>Team</b>	<b>496</b>	<b>306</b>	<b>61.7</b>	<b>3394</b>	<b>6.84</b>	<b>14</b>	<b>17</b>	<b>75t</b>	<b>35/203</b>	<b>77.1</b>
<b>Opponents</b>	<b>605</b>	<b>369</b>	<b>61.0</b>	<b>4100</b>	<b>6.78</b>	<b>27</b>	<b>12</b>	<b>80t</b>	<b>43/272</b>	<b>87.8</b>

Fluellen	4	21	5.3	10	0
Fowler	2	4	2.0	3t	1
Weems	1	0	0.0	0	0
Walker	2	-2	-1.0	1t	1
Matthews	1	-3	-3.0	-3	0
<b>Team</b>	<b>443</b>	<b>1833</b>	<b>4.1</b>	<b>75t</b>	<b>18</b>
<b>Opponents</b>	<b>398</b>	<b>1420</b>	<b>3.6</b>	<b>34</b>	<b>5</b>

RECEIVING	No	Yds	Avg	Lg	TD
Walker	74	807	10.9	42	3
Decker	54	563	10.4	29	1
Matthews	53	795	15.0	75t	4
Murray	39	266	6.8	18	1
Davis	34	375	11.0	37	0
J. Smith	18	157	8.7	32t	2
Taylor	16	231	14.4	53t	1
Henry	11	136	12.4	66t	1
Supernaw	4	39	9.8	20	1
Stocker	1	12	12.0	12	0
Douglas	1	8	8.0	8	0
Weems	1	5	5.0	5	0
<b>Team</b>	<b>306</b>	<b>3394</b>	<b>11.1</b>	<b>75t</b>	<b>14</b>
<b>Opponents</b>	<b>369</b>	<b>4100</b>	<b>11.1</b>	<b>80t</b>	<b>27</b>

INTERCEPTIONS	No	Yds	Avg	Lg	TD
Byard	8	130	16.3	33	0
T. Smith	1	14	14.0	14	0
Searcy	1	8	8.0	8	0
Riley	1	2	2.0	2	0
Sims	1	0	0.0	0	0
<b>Team</b>	<b>12</b>	<b>154</b>	<b>12.8</b>	<b>33</b>	<b>0</b>
<b>Opponents</b>	<b>17</b>	<b>262</b>	<b>15.4</b>	<b>41</b>	<b>2</b>

PUNTING	No	Yds	Avg	Net	TB	In	Lg	B
Kern	75	3728	49.7	44.6	5	28	74	0
<b>Team</b>	<b>75</b>	<b>3728</b>	<b>49.7</b>	<b>44.6</b>	<b>5</b>	<b>28</b>	<b>74</b>	<b>0</b>
<b>Opponents</b>	<b>75</b>	<b>3617</b>	<b>48.2</b>	<b>42.8</b>	<b>5</b>	<b>21</b>	<b>64</b>	<b>0</b>

PUNT RETURNS	No	FC	Yds	Avg	Lg	TD
Jackson	34	9	290	8.5	46	0
Weems	2	0	15	7.5	13	0
<b>Team</b>	<b>36</b>	<b>9</b>	<b>305</b>	<b>8.5</b>	<b>46</b>	<b>0</b>
<b>Opponents</b>	<b>41</b>	<b>9</b>	<b>286</b>	<b>7.0</b>	<b>23</b>	<b>0</b>

KICKOFF RETURNS	No	Yds	Avg	Lg	TD
Jackson	25	578	23.1	57	0
Weems	2	18	9.0	18	0
Decker	1	22	22.0	22	0
<b>Team</b>	<b>28</b>	<b>618</b>	<b>22.1</b>	<b>57</b>	<b>0</b>
<b>Opponents</b>	<b>32</b>	<b>750</b>	<b>23.4</b>	<b>60</b>	<b>0</b>

FIELD GOALS	1-19	20-29	30-39	40-49	50+
Succop	0/0	10/10	7/7	16/20	2/5
<b>Team</b>	<b>0/0</b>	<b>10/10</b>	<b>7/7</b>	<b>16/20</b>	<b>2/5</b>
<b>Opponents</b>	<b>0/0</b>	<b>9/10</b>	<b>7/8</b>	<b>14/16</b>	<b>7/7</b>

**TEAM/Succop:** (23G,26G,52G,52N) (40G,41G,26G) (24G,37G,47G,35G) () (45G)(48G,32G,40G,48G,23G) (43G,23G,46G,53N,47G) (48G) (48N,44G) (48B,44G)(29G,45G) (40N,43G) (58N) (40G,31G,50G) (25G,37G,45N,27G) (25G,39G,38G)  
**OPP:** (20G,52G,52G,43G) (43G) () (50G,40G,33G) (41G) (36G,25G,52G)(31G,47G,54G) (30G,49G) () (41G,28G,50G,26G) (26G,28G,42G)(23G,48N,27N,42G) (47G,23G,40N,32G,35G) (38G,48G,28G,50G,48G,45G) (36N) (41G)

**SACKS**  
 Morgan 7.5, Orakpo 7, Casey 6, Woodyard 5, Walden 4, D. Jones 3.5, Williamson 3, Brown 1.5, Klug 1.5, Cyprien 1, A. Johnson 1, King 1, (group) 1,  
**Titans 43, Opponents 35**

**TACKLES (Solo-Assists-Total)**  
 Woodyard (104-68-172), Williamson (70-55-125), Byard (64-23-87), Ryan (54-19-73), Casey (60-12-72), Jackson (58-9-67), Brown (42-25-67), Cyprien (46-19-65), Orakpo (39-21-60), Walden (29-15-44), Morgan (23-17-40), Jones (24-12-36), Sims (28-5-33), Johnson (20-12-32), Searcy (22-5-27), Williams (16-10-26), Klug (15-11-26), Riley (8-5-13), Smith (10-1-11), Dodd (7-4-11), McCain (7-4-11), King (3-1-4), Palmer (1-2-3)  
**Team Totals: 750-355-1,105**

### USUAL STARTING LINEUP

<b>OFFENSE</b>
WR Rishard Matthews (18)
<b>TE Delanie Walker (82)</b>
<b>LT Taylor Lewan (77)</b>
LG Quinton Spain (67)
C Ben Jones (60)
RG Josh Kline (64)
RT Jack Conklin (78)
TE Jonnu Smith (81)
WR Corey Davis (84)/Eric Decker (87)
QB Marcus Mariota (8)
RB DeMarco Murray (29)
<b>DEFENSE</b>
DE DaQuan Jones (90)
NT Sylvester Williams (96)
<b>DT Jurrell Casey (99)</b>
OLB Derrick Morgan (91)
ILB Wesley Woodyard (59)
ILB Avery Williamson (54)
OLB Brian Orakpo (98)
CB Logan Ryan (26)
SS Johnathan Cyprien (37)/Da'Norris Searcy (21)
<b>FS Kevin Byard (31)</b>
CB Adoree' Jackson (25)

### SPECIALISTS

K Ryan Succop (4)
<b>P Brett Kern (6)</b>
KR/PR Adoree' Jackson (25)
<b>ST Brynden Trawick (41)</b>

**Pro Bowl** [All-Pro](#)

**GM:** Jon Robinson; **Head Coach:** Mike Mularkey  
**Asst. Coaches:** Dick LeBeau (asst. HC/def. coord.), Terry Robiskie (off. coord.), Craig Aukerman (asst. ST), Brandon Blaney (def. asst.), Sylvester Croom (RB), Nick Eason (DL), Russ Grimm (OL), Steve Hoffman (ST), Frisman Jackson (WR), Steve Jackson (asst. secondary), Tom Kanavy (asst. strength and cond.), Jason Michael (QB), Taylor Porter (strength and cond. asst.), Arthur Smith (TE), Lou Spanos (LB), Luke Stechel (asst. WR), Mike Sullivan (asst. OL), Deshaun Townsend (secondary), Steve Watterson (asst. HC/strength and cond.), Keith Willis (asst. DL)

### AMERICAN FOOTBALL CONFERENCE STANDINGS

AFC EAST	W	L	T	Pct
New England	13	3	0	.813
* Buffalo	9	7	0	.563
Miami	6	10	0	.375
New York Jets	5	11	0	.313
<b>AFC NORTH</b>	<b>W</b>	<b>L</b>	<b>T</b>	<b>Pct</b>
Pittsburgh	13	3	0	.813
Baltimore	9	7	0	.563
Cincinnati	7	9	0	.438
Cleveland	0	16	0	.000
<b>AFC SOUTH</b>	<b>W</b>	<b>L</b>	<b>T</b>	<b>Pct</b>
Jacksonville	10	6	0	.625
* Tennessee	9	7	0	.563
Indianapolis	4	12	0	.250
Houston	4	12	0	.250
<b>AFC WEST</b>	<b>W</b>	<b>L</b>	<b>T</b>	<b>Pct</b>
Kansas City	10	6	0	.625
Los Angeles Chargers	9	7	0	.563
Oakland	6	10	0	.375
Denver	5	11	0	.313

### NATIONAL FOOTBALL CONFERENCE STANDINGS

NFC EAST	W	L	T	Pct
Philadelphia	13	3	0	.813
Dallas	9	7	0	.563
Washington	7	9	0	.438
New York Giants	3	13	0	.188
<b>NFC NORTH</b>	<b>W</b>	<b>L</b>	<b>T</b>	<b>Pct</b>
Minnesota	13	3	0	.813
Detroit	9	7	0	.563
Green Bay	7	9	0	.438
Chicago	5	11	0	.313
<b>NFC SOUTH</b>	<b>W</b>	<b>L</b>	<b>T</b>	<b>Pct</b>
New Orleans	11	5	0	.688
* Carolina	11	5	0	.688
* Atlanta	10	6	0	.625
Tampa Bay	5	11	0	.313
<b>NFC WEST</b>	<b>W</b>	<b>L</b>	<b>T</b>	<b>Pct</b>
Los Angeles Rams	11	5	0	.688
Seattle	9	7	0	.563
Arizona	8	8	0	.500
San Francisco	6	10	0	.375

\* Wild Card for Playoffs

# 2016 SEASON (9-7 REGULAR SEASON, 0-0 PLAYOFFS) • 2ND PLACE AFC SOUTH

DATE	OPPONENT	SCORE	W/L	ATT
Sep. 11	MINNESOTA	16-25	L	63,816
Sep. 18	at Detroit	16-15	W	58,466
Sep. 25	OAKLAND	10-17	L	62,370
Oct. 2	at Houston	20-27	L	71,815
Oct. 9	at Miami	30-17	W	64,425
Oct. 16	CLEVELAND	28-26	W	60,897
Oct. 23	INDIANAPOLIS	26-34	L	65,470
Oct. 27	JACKSONVILLE	36-22	W	61,619
Nov. 6	at San Diego	35-43	L	52,281
Nov. 13	GREEN BAY	47-25	W	69,116
Nov. 20	at Indianapolis	17-24	L	65,048
Nov. 27	at Chicago	27-21	W	59,494
Dec. 11	DENVER	13-10	W	68,780
Dec. 18	at Kansas City	19-17	W	68,084
Dec. 24	at Jacksonville	17-38	L	59,621
Jan. 1	HOUSTON	24-17	W	65,205

	TITANS	OPP
<b>Total First Downs</b>	<b>322</b>	<b>324</b>
Rushing	115	70
Passing	175	227
Penalty	32	27
3rd Down: Made/Att	100/217	77/210
3rd Down Pct.	46.1	36.7
4th Down: Made/Att	4/11	12/22
4th Down Pct.	36.4	54.5
<b>Possession Avg.</b>	<b>30:32</b>	<b>29:28</b>
<b>Total Net Yards</b>	<b>5728</b>	<b>5720</b>
Avg. Per Game	358.0	357.5
Total Plays	1008	1031
Avg. Per Play	5.7	5.5
<b>Net Yards Rushing</b>	<b>2187</b>	<b>1413</b>
Avg. Per Game	136.7	88.3
Total Rushes	476	356
<b>Net Yards Passing</b>	<b>3541</b>	<b>4307</b>
Avg. Per Game	221.3	269.2
Sacked/Yards Lost	28/179	40/278
Gross Yards	3720	4585
Att./Completions	504/307	635/388
Completion Pct.	60.9	61.1
Had Intercepted	11	12
<b>Punts/Average</b>	<b>77/44.2</b>	<b>72/46.7</b>
Net Punting Avg.	77/38.6	72/40.9
<b>Penalties/Yards</b>	<b>110/1012</b>	<b>137/1191</b>
<b>Fumbles/Ball Lost</b>	<b>17/7</b>	<b>12/6</b>
<b>Touchdowns</b>	<b>46</b>	<b>43</b>
Rushing	16	10
Passing	29	25
Returns	1	8

BY PERIODS	1	2	3	4	OT	PTS
<b>Team</b>	<b>77</b>	<b>149</b>	<b>59</b>	<b>96</b>	<b>0</b>	<b>381</b>
<b>Opponents</b>	<b>97</b>	<b>95</b>	<b>75</b>	<b>111</b>	<b>0</b>	<b>378</b>

SCORING	TD	RU	PA	RT	PAT	FG	S	TP
Succop	0	0	0	0	39/41	22/24	0	105
Murray	12	9	3	0	0	0	0	72
Matthews	9	0	9	0	0	0	0	54
Walker	7	0	7	0	0	0	0	42
Henry	5	5	0	0	0	0	0	30
Wright	3	0	3	0	0	0	0	18
Fasano	2	0	2	0	0	0	0	12
An. Johnson	2	0	2	0	0	0	0	12
Mariota	2	2	0	0	0	0	0	12
Sharpe	2	0	2	0	0	0	0	12
D. Jones	1	0	0	1	0	0	0	6
Lewan	1	0	1	0	0	0	0	6
<b>Team</b>	<b>46</b>	<b>16</b>	<b>29</b>	<b>1</b>	<b>39/41</b>	<b>22/24</b>	<b>0</b>	<b>381</b>
<b>Opponents</b>	<b>43</b>	<b>10</b>	<b>25</b>	<b>8</b>	<b>35/40</b>	<b>27/32</b>	<b>1</b>	<b>378</b>

2-Pt Conversions: **TM 0-5, OPP 1-3**

FUM/Lost: Mariota 9/5, Murray 3/1, Mariani 2/0, Cassel 1/0, Matthews 1/1, Walker 1/0

RUSHING	No	Yds	Avg	Lg	TD
Murray	293	1287	4.4	75t	9
Henry	110	490	4.5	22	5
Mariota	60	349	5.8	41	2
Andrews	2	15	7.5	9	0
Mariani	1	15	15.0	15	0
Wright	1	15	15.0	15	0
Walker	2	11	5.5	8	0
Cassel	4	3	0.8	3	0
Fowler	1	3	3.0	3	0
Sharpe	1	1	1.0	1	0
Blake	1	-2	-2.0	-2	0
<b>Team</b>	<b>476</b>	<b>2187</b>	<b>4.6</b>	<b>75t</b>	<b>16</b>
<b>Opponents</b>	<b>356</b>	<b>1413</b>	<b>4.0</b>	<b>68t</b>	<b>10</b>

PASSING	Att	Cmp	Pct	Yards	Yds/Att	TD	Int	Lg	Sk/Yds	Rating
Mariota	451	276	3426	61.2	7.60	26	9	60	23/156	95.6
Cassel	51	30	284	58.8	5.57	2	2	50	5/23	71.0
Murray	2	1	10	50.0	5.00	1	0	10t	0/0	104.2
<b>Team</b>	<b>504</b>	<b>307</b>	<b>3720</b>	<b>60.9</b>	<b>7.38</b>	<b>29</b>	<b>11</b>	<b>60</b>	<b>28/179</b>	<b>93.7</b>
<b>Opponents</b>	<b>635</b>	<b>388</b>	<b>4585</b>	<b>61.1</b>	<b>7.22</b>	<b>25</b>	<b>12</b>	<b>58</b>	<b>40/278</b>	<b>88.3</b>

RECEIVING	No	Yds	Avg	Lg	TD
Matthews	65	945	14.5	60	9
Walker	65	800	12.3	47	7
Murray	53	377	7.1	35	3
Sharpe	41	522	12.7	34t	2
Wright	29	416	14.3	48t	3
Douglas	15	210	14.0	35	0
Henry	13	137	10.5	29	0
An. Johnson	9	85	9.4	20	2
Fasano	8	83	10.4	17	2
Supernaw	4	62	15.5	30	0
Amaro	3	59	19.7	26	0
Fowler	1	14	14.0	14	0
Lewan	1	10	10.0	10t	1
<b>Team</b>	<b>307</b>	<b>3720</b>	<b>12.1</b>	<b>60</b>	<b>29</b>
<b>Opponents</b>	<b>388</b>	<b>4585</b>	<b>11.8</b>	<b>58</b>	<b>25</b>

INTERCEPTIONS	No	Yds	Avg	Lg	TD
Cox	3	3	1.0	3	0
McCain	2	33	16.5	33	0
McCourty	2	7	3.5	6	0
Woodyard	1	21	21.0	21	0
Stafford	1	4	4.0	4	0
Searcy	1	0	0.0	0	0
Sims	1	0	0.0	0	0
Williamson	1	0	0.0	0	0
<b>Team</b>	<b>12</b>	<b>68</b>	<b>5.7</b>	<b>33</b>	<b>0</b>
<b>Opponents</b>	<b>11</b>	<b>203</b>	<b>18.5</b>	<b>77t</b>	<b>3</b>

PUNTING	No	Yds	Avg	Net	TB	In	Lg	B
Kern	77	3402	44.2	38.6	4	32	71	0
<b>Team</b>	<b>77</b>	<b>3402</b>	<b>44.2</b>	<b>38.6</b>	<b>4</b>	<b>32</b>	<b>71</b>	<b>0</b>
<b>Opponents</b>	<b>72</b>	<b>3360</b>	<b>46.7</b>	<b>40.9</b>	<b>9</b>	<b>22</b>	<b>72</b>	<b>0</b>

PUNT RETURNS	No	FC	Yds	Avg	Lg	TD
Mariani	29	22	235	8.1	18	0
Blake	1	0	1	1.0	1	0
<b>Team</b>	<b>30</b>	<b>22</b>	<b>236</b>	<b>7.9</b>	<b>18</b>	<b>0</b>
<b>Opponents</b>	<b>36</b>	<b>27</b>	<b>347</b>	<b>9.6</b>	<b>74t</b>	<b>2</b>

KICKOFF RETURNS	No	Yds	Avg	Lg	TD
Mariani	26	560	21.5	37	0
Andrews	4	37	9.3	17	0
Wright	3	32	10.7	15	0
<b>Team</b>	<b>33</b>	<b>629</b>	<b>19.1</b>	<b>37</b>	<b>0</b>
<b>Opponents</b>	<b>21</b>	<b>462</b>	<b>22.0</b>	<b>61</b>	<b>0</b>

FIELD GOALS	1-19	20-29	30-39	40-49	50+
Succop	1/1	4/4	6/6	8/8	3/5
<b>Team</b>	<b>1/1</b>	<b>4/4</b>	<b>6/6</b>	<b>8/8</b>	<b>3/5</b>
<b>Opponents</b>	<b>0/0</b>	<b>7/7</b>	<b>9/10</b>	<b>6/9</b>	<b>5/6</b>

**TEAM/Succop:** (28G) (51N,46G) (34G) (48G,26G) (40G) (58N) (48G,44G) (32G,22G,33G) (1) (51G,23G) (47G) (19G,31G) (53G,41G) (39G,53G) (42G) (35G)  
**OPP:** (37N,56N,50G,33G,45G,30G) (42G,27G) (52G) (53G,48N,45G) (24G) (45G,37G) (28G,33G) (1) (32G,23G, 36G) (29G,38G) (42N,49G) (1) (34G) (34G) (29G,48G,56G,50G) (45N,26G)

**SACKS**  
 Orakpo 10.5, Morgan 9, Casey 5, Spence 3, Williamson 2, Woodyard 2, D. Jones 1.5, Klug 1.5, Byard 1, Dodd 1, Stafford 1, Wallace 1, (team) 1, Au. Johnson 0.5  
**Titans 40, Opponents 28**

**TACKLES (Solo-Assists-Total)**  
 Williamson (76-73-149), Woodyard (52-36-88), Spence (41-36-77), McCourty (56-8-64), Byard (42-21-63), Stafford (42-16-58), Orakpo (40-15-55), Searcy (39-12-51), Casey (38-13-51), Morgan (29-21-50), R. Johnson (33-15-48), McCain (37-7-44), Blake (32-5-37), Cox (33-3-36), Jones (18-11-29), Klug (14-11-25), Sims (17-1-18), Woods (11-6-17), Bass (8-8-16), Au. Johnson (13-2-15), Wallace (9-6-15), Blackson (7-7-14), Dodd (6-3-9), Palmer (2-0-2), An. Woods (2-0-2), Abdesmad (1-0-1), Reed (1-0-1), Team (1-0-1)  
**Team Totals: 700-336-1,036**

### USUAL STARTING LINEUP

<b>OFFENSE</b>
WR Rishard Matthews (18)
<b>TE Delanie Walker (82)</b>
LT Taylor Lewan (77)
LG Quinton Spain (67)
C Ben Jones (60)
RG Josh Kline (64)
RT Jack Conklin (78)
TE Anthony Fasano (80)
WR Tajae Sharpe (19)
QB Marcus Mariota (8)
<b>RB DeMarco Murray (29)</b>
<b>DEFENSE</b>
DE DaQuan Jones (90)
NT Al Woods (96)
<b>DT Jurrell Casey (99)</b>
OLB Derrick Morgan (91)/David Bass (51)
ILB Wesley Woodyard (59)/Sean Spence (55)
ILB Avery Williamson (54)
<b>OLB Brian Orakpo (98)</b>
CB Jason McCourty (30)
SS Da'Norris Searcy (21)
FS Rashad Johnson (25)/Kevin Byard (31)/Daimion Stafford (24)
CB Brice McCain (23)/Perrish Cox (20)

<b>SPECIALISTS</b>
K Ryan Succop (4)
P Brett Kern (6)
KR/PR Marc Mariani (87)

**Pro Bowl** [All-Pro](#)  
**GM:** Jon Robinson; **Head Coach:** Mike Mularkey  
**Asst. Coaches:** Dick LeBeau (asst. HC/def. coord.), Terry Robiskie (off. coord.), Bobby April (ST coord.\*), Brandon Blaney (def. asst.), Bob Bratkowski (WR), Sylvester Croom (RB), Nick Eason (DL), Russ Grimm (OL), Steve Hoffman (ST asst.\*), Steve Jackson (asst. secondary), Jason Michael (QB), Arthur Smith (TE), Lou Spanos (LB), Luke Stechel (off. asst.), Mike Sullivan (asst. OL), Deshaea Townsend (secondary), Jason Tucker (asst. WR), Steve Watterson (asst. HC/strength and cond.), Keith Willis (asst. DL)  
 \* April - special teams coordinator first four games; Hoffman - special teams assistant first four games, special teams coordinator final 12 games

### AMERICAN FOOTBALL CONFERENCE STANDINGS

<b>AFC EAST</b>	<b>W</b>	<b>L</b>	<b>T</b>	<b>Pct</b>
New England	14	2	0	.875
* Miami	10	6	0	.625
Buffalo	7	9	0	.438
New York Jets	5	11	0	.313
<b>AFC NORTH</b>	<b>W</b>	<b>L</b>	<b>T</b>	<b>Pct</b>
Pittsburgh	11	5	0	.688
Baltimore	8	8	0	.500
Cincinnati	6	9	1	.406
Cleveland	1	15	0	.063
<b>AFC SOUTH</b>	<b>W</b>	<b>L</b>	<b>T</b>	<b>Pct</b>
Houston	9	7	0	.563
<b>Tennessee</b>	<b>9</b>	<b>7</b>	<b>0</b>	<b>.563</b>
Indianapolis	8	8	0	.500
Jacksonville	3	13	0	.188
<b>AFC WEST</b>	<b>W</b>	<b>L</b>	<b>T</b>	<b>Pct</b>
Kansas City	12	4	0	.750
* Oakland	12	4	0	.750
Denver	9	7	0	.563
San Diego	5	11	0	.313

### NATIONAL FOOTBALL CONFERENCE STANDINGS

<b>NFC EAST</b>	<b>W</b>	<b>L</b>	<b>T</b>	<b>Pct</b>
Dallas	13	3	0	.813
* New York Giants	11	5	0	.688
Washington	8	7	1	.531
Philadelphia	7	9	0	.438
<b>NFC NORTH</b>	<b>W</b>	<b>L</b>	<b>T</b>	<b>Pct</b>
Green Bay	10	6	0	.625
* Detroit	9	7	0	.563
Minnesota	8	8	0	.500
Chicago	3	13	0	.188
<b>NFC SOUTH</b>	<b>W</b>	<b>L</b>	<b>T</b>	<b>Pct</b>
Atlanta	11	5	0	.688
Tampa Bay	9	7	0	.563
New Orleans	7	9	0	.438
Carolina	6	10	0	.375
<b>NFC WEST</b>	<b>W</b>	<b>L</b>	<b>T</b>	<b>Pct</b>
Seattle	10	5	1	.656
Arizona	7	8	1	.469
Los Angeles	4	12	0	.250
San Francisco	2	14	0	.125

\* Wild Card for Playoffs

# 2015 SEASON (3-13 REGULAR SEASON, 0-0 PLAYOFFS) • 4TH PLACE AFC SOUTH

DATE	OPPONENT	SCORE	W/L	ATT
Sep. 13	at Tampa Bay	W 42-14		63,945
Sep. 20	at Cleveland	L 14-28		67,431
Sep. 27	INDIANAPOLIS	L 33-35		65,920
Oct. 11	BUFFALO	L 13-14		65,670
Oct. 18	MIAMI	L 10-38		62,342
Oct. 25	ATLANTA	L 7-10		63,329
Nov. 1	at Houston	L 6-20		71,630
Nov. 8	at New Orleans	W 34-28*		73,075
Nov. 15	CAROLINA	L 10-27		63,591
Nov. 19	at Jacksonville	L 13-19		60,121
Nov. 29	OAKLAND	L 21-24		58,075
Dec. 6	JACKSONVILLE	W 42-39		57,355
Dec. 13	at New York Jets	L 8-30		78,160
Dec. 20	at New England	L 16-33		66,829
Dec. 27	HOUSTON	L 6-34		62,153
Jan. 3	at Indianapolis	L 24-30		65,733

\* Overtime

	TITANS	OPP
<b>Total First Downs</b>	<b>298</b>	<b>317</b>
Rushing	66	101
Passing	195	192
Penalty	37	24
3rd Down: Made/Att	64/201	92/216
3rd Down Pct.	31.8	42.6
4th Down: Made/Att	7/15	4/12
4th Down Pct.	46.7	33.3
<b>Possession Avg.</b>	<b>29:25</b>	<b>30:35</b>
<b>Total Net Yards</b>	<b>4988</b>	<b>5475</b>
Avg. Per Game	311.8	342.2
Total Plays	976	1003
Avg. Per Play	5.1	5.5
<b>Net Yards Rushing</b>	<b>1485</b>	<b>1797</b>
Avg. Per Game	92.8	112.3
Total Rushes	371	462
<b>Net Yards Passing</b>	<b>3503</b>	<b>3678</b>
Avg. Per Game	218.9	229.9
Sacked/Yards Lost	54/390	39/271
Gross Yards	3893	3949
Att./Completions	551/342	502/319
Completion Pct.	62.1	63.5
Had Intercepted	17	11
<b>Punts/Average</b>	<b>88/47.4</b>	<b>74/48.2</b>
<b>Net Punting Avg.</b>	<b>88/40.3</b>	<b>74/43.0</b>
<b>Penalties/Yards</b>	<b>93/779</b>	<b>112/982</b>
<b>Fumbles/Ball Lost</b>	<b>25/16</b>	<b>16/8</b>
<b>Touchdowns</b>	<b>37</b>	<b>51</b>
Rushing	10	11
Passing	25	34
Returns	2	6

BY PERIODS	1	2	3	4	OT	PTS
<b>Team</b>	<b>67</b>	<b>71</b>	<b>84</b>	<b>71</b>	<b>6</b>	<b>299</b>
<b>Opponents</b>	<b>96</b>	<b>127</b>	<b>75</b>	<b>125</b>	<b>0</b>	<b>423</b>

SCORING	TD	RU	PA	RT	PAT	FG	S	TP
Succop	0	0	0	0	29/31	14/16	0	71
Walker	6	0	6	0			0	38
Green-Beckham	4	0	4	0			0	26
Andrews	3	3	0	0			0	18
Mariota	3	2	1	0			0	18
Wright	3	0	3	0			0	18
McCluster	2	1	1	0			0	14
Douglas	2	0	2	0			0	12
Fasano	2	0	2	0			0	12
Fowler	2	1	1	0			0	12
Sankey	2	1	1	0			0	12
Stevens	2	0	2	0			0	12
Cobb	1	1	0	0			0	6
Hunter	1	0	1	0			0	6
McBride	1	0	1	0			0	6
Mettenberger	1	1	0	0			0	6
Sensabaugh	1	0	0	1a			0	6
Woodyard	1	0	0	1b			0	6
<b>Team</b>	<b>37</b>	<b>10</b>	<b>25</b>	<b>2</b>	<b>29/31</b>	<b>14/16</b>	<b>0</b>	<b>299</b>
<b>Opponents</b>	<b>51</b>	<b>11</b>	<b>34</b>	<b>6</b>	<b>48/50</b>	<b>23/27</b>	<b>0</b>	<b>423</b>

**2-Pt Conversions:** Green-Beckham, McCluster, Walker, TM  
**3-5, OPP 0-1**

**FUM/LOST:** Mariota 10/6, Mettenberger 4/2, Douglas 2/1, McCluster 2/2, Sankey 2/1, West(TM) 2/2, Andrews 1/1, Gallik 1/0, Supernaw 1/1

RUSHING	No	Yds	Avg	Lg	TD
Andrews	143	520	3.6	38	3
Mariota	34	252	7.4	87t	2
McCluster	55	247	4.5	44	1
Sankey	47	193	4.1	16	1
Cobb	52	146	2.8	12	1

PASSING	Att	Cmp	Pct	Yards	Yds/Att	TD	Int	Lg	Sk/Yds	Rating
Mariota	370	230	62.2	2818	7.62	19	10	61t	38/258	91.5
Mettenberger	166	101	60.8	935	5.63	4	7	57t	13/98	66.7
Tanneh	14	10	71.4	99	7.07	1	0	29	3/34	114.9
Andrews	1	1	100.0	41	41.00	1	0	41t	0/0	158.3
<b>Team</b>	<b>551</b>	<b>342</b>	<b>62.1</b>	<b>3893</b>	<b>7.07</b>	<b>25</b>	<b>17</b>	<b>61t</b>	<b>54/390</b>	<b>85.5</b>
<b>Opponents</b>	<b>502</b>	<b>319</b>	<b>63.5</b>	<b>3949</b>	<b>7.87</b>	<b>34</b>	<b>11</b>	<b>69t</b>	<b>39/271</b>	<b>101.3</b>

West	16	51	3.2	12	0
Walker	1	36	36.0	36	0
Wright	5	17	3.4	13	0
Fowler	7	13	1.9	3	1
McBride	1	8	8.0	8	0
Mettenberger	9	8	0.9	5t	1
Douglas	1	-6	-6.0	-6	0
<b>Team</b>	<b>371</b>	<b>1485</b>	<b>4.0</b>	<b>87t</b>	<b>10</b>
<b>Opponents</b>	<b>462</b>	<b>1797</b>	<b>3.9</b>	<b>32</b>	<b>11</b>

RECEIVING	No	Yds	Avg	Lg	TD
Walker	94	1088	11.6	61t	6
Douglas	36	411	11.4	51	2
Wright	36	408	11.3	52t	3
Green-Beckham	32	549	17.2	47t	4
McCluster	31	260	8.4	35	1
Fasano	26	289	11.1	33	2
Hunter	22	264	12.0	29	1
Andrews	21	174	8.3	23	0
Sankey	14	139	9.9	30	1
Stevens	12	121	10.1	27	2
Fowler	5	44	8.8	19	1
Coffman	4	42	10.5	16	0
Supernaw	3	32	10.7	16	0
Turzilli	2	25	12.5	18	0
McBride	2	8	4.0	7	1
Mariota	1	41	41.0	41t	1
Cobb	1	-2	-2.0	-2	0
<b>Team</b>	<b>342</b>	<b>3893</b>	<b>11.4</b>	<b>61t</b>	<b>25</b>
<b>Opponents</b>	<b>319</b>	<b>3949</b>	<b>12.4</b>	<b>69t</b>	<b>34</b>

INTERCEPTIONS	No	Yds	Avg	Lg	TD
Brown	2	45	22.5	45	0
Sensabaugh	2	42	21.0	26t	1
Griffin	1	29	29.0	29	0
Cox	1	27	27.0	27	0
Bass	1	8	8.0	8	0
Mount	1	8	8.0	8	0
Searcy	1	5	5.0	5	0
Webb	1	0	0.0	0	0
Williamson	1	0	0.0	0	0
<b>Team</b>	<b>11</b>	<b>164</b>	<b>14.9</b>	<b>45</b>	<b>1</b>
<b>Opponents</b>	<b>17</b>	<b>263</b>	<b>15.5</b>	<b>69t</b>	<b>3</b>

PUNTING	No	Yds	Avg	Net	TB	In	Lg	B
Kern	88	4175	47.4	40.3	1	34	61	0
<b>Team</b>	<b>88</b>	<b>4175</b>	<b>47.4</b>	<b>40.3</b>	<b>1</b>	<b>34</b>	<b>61</b>	<b>0</b>
<b>Opponents</b>	<b>74</b>	<b>3568</b>	<b>48.2</b>	<b>43.0</b>	<b>4</b>	<b>24</b>	<b>65</b>	<b>0</b>

PUNT RETURNS	No	FC	Yds	Avg	Lg	TD
McCluster	24	15	217	9.0	37	0
Douglas	11	2	73	6.6	18	0
Cox	3	0	17	5.7	9	0
<b>Team</b>	<b>38</b>	<b>17</b>	<b>307</b>	<b>8.1</b>	<b>37</b>	<b>0</b>
<b>Opponents</b>	<b>47</b>	<b>23</b>	<b>605</b>	<b>12.9</b>	<b>78t</b>	<b>1</b>

KICKOFF RETURNS	No	Yds	Avg	Lg	TD
McCluster	13	285	21.9	32	0
McBride	10	190	19.0	31	0
Sankey	9	192	21.3	34	0
Andrews	1	13	13.0	13	0
<b>Team</b>	<b>33</b>	<b>680</b>	<b>20.6</b>	<b>34</b>	<b>0</b>
<b>Opponents</b>	<b>22</b>	<b>599</b>	<b>27.2</b>	<b>75</b>	<b>0</b>

FIELD GOALS	1-19	20-29	30-39	40-49	50+
Succop	0/0	3/3	3/3	7/7	1/3
<b>Team</b>	<b>0/0</b>	<b>3/3</b>	<b>3/3</b>	<b>7/7</b>	<b>1/3</b>
<b>Opponents</b>	<b>1/1</b>	<b>6/6</b>	<b>9/9</b>	<b>6/9</b>	<b>1/2</b>

**TEAM/Succop:** ( ) ( ) (38G,21G) (21G,41G) (37G) ( ) (35G,44G) (51G,29G,55N) (45G) (47G,49G,53N) ( ) ( ) (49G) ( ) (49G)  
**OPP:** ( ) ( ) ( ) (30G) (27G,47N) (38G,24G) (46B) (48G) (19G) (31G,32G,20G,36G) (24G) ( ) (53N,47G,27G,42G) (43G,48N,38G,42G,32G) (22G,36G) (49G,52G,35G)

**SACKS**  
 Casey 7, Orakpo 7, Woodyard 5, Morgan 4.5, Klug 4, Williamson 3.5, Blackson 2.5, Bass 1.5, Griffin 1, Stafford 1, Tavai 1, Brown 0.5, Searcy 0.5  
**Titans 39, Opponents 54**

**TACKLES (Solo-Assists-Total)**  
 Williamson (79-58-137), Woodyard (70-40-110), Griffin (67-34-101), Brown (65-33-98), Casey (48-38-86), Jones (45-22-67), Orakpo (44-20-64), Sensabaugh (42-16-58), Searcy (41-13-54), Bass (23-19-42), Morgan (20-14-34), Cox (26-5-31), Woods (14-17-31), Klug (13-13-26), Webb (20-2-22), Stafford (16-4-20), Blackson (10-9-19), Hill (7-12-19), Wreh-Wilson (16-1-17), McCourty (10-6-16), Riggs (6-0-6), Huff (5-1-6), Pitouita (2-2-4), Tavai (2-1-3), Martin (1-2-3), Johnson (1-1-2), Mount (0-1-1)  
**Team Totals: 692-382-1,074**

### USUAL STARTING LINEUP

**OFFENSE**  
 WR Harry Douglas (83)  
**TE Delanie Walker (82)**  
 LT Taylor Lewan (77)  
 LG Byron Bell (76)/Quinton Spain (60)  
 C Brian Schwenke (62)/Andy Gallik (69)  
 RG Chance Warmack (70)  
 RT Jeremiah Poutasi (73)/Byron Bell (76)  
 TE Craig Stevens (88)/Anthony Fasano (80)  
 WR Kendall Wright (13)  
 QB Marcus Mariota (8)  
 RB Antonio Andrews (26)

**DEFENSE**  
 DE DaQuan Jones (90)  
 NT Al Woods (96)/Sammie Hill (94)  
**DT Jurrell Casey (99)**  
 OLB Derrick Morgan (91)/David Bass (51)  
 ILB Wesley Woodyard (59)  
 ILB Avery Williamson (54)  
 OLB Brian Orakpo (98)  
 CB Perrish Cox (29)  
 SS Da'Norris Searcy (21)  
 FS Michael Griffin (33)  
 CB Coty Sensabaugh (24)

**SPECIALISTS**  
 K Ryan Succop (8)  
 P Brett Kern (6)  
 KR/PR Dexter McCluster (22)

**Pro Bowl** [All-Pro](#)

**GM:** Ruston Webster; **Head Coach:** Ken Whisenhunt (first seven games), Mike Mularkey (final nine games)  
**Asst. Coaches:** Dick LeBeau (asst. HC/def.), Ray Horton (def. coord.), Jason Michael (off. coord.), Steve Watterson (strength and cond.), Bob Bostad (OL), Steve Brown (asst. secondary), Louie Cioffi (secondary), Sylvester Croom (RB), Nick Eason (asst. DL), Steve Hoffman (ST asst.), Shawn Jefferson (WR), Nate Kaczor (ST), Cannon Matthews (qual. ctl. coord. - def.), John McNulty (QB), Mike Mularkey (TE\*), Arthur Smith (asst. TE\*), Gift Smith (DL), Lou Spanos (LB), Luke Stechel (off. asst.), Mike Sullivan (asst. OL), Jason Tucker (asst. WR)

\* Mularkey - tight ends coach first seven games, head coach final nine games; Smith - assistant tight ends coach first seven games, tight ends coach final nine games

### AMERICAN FOOTBALL CONFERENCE STANDINGS

AFC EAST	W	L	T	Pct
New England	12	4	0	.750
New York Jets	10	6	0	.625
Buffalo	8	8	0	.500
Miami	6	10	0	.375
AFC NORTH	W	L	T	Pct
Cincinnati	12	4	0	.750
* Pittsburgh	10	6	0	.625
Baltimore	5	11	0	.313
Cleveland	3	13	0	.188
AFC SOUTH	W	L	T	Pct
Houston	9	7	0	.563
Indianapolis	8	8	0	.500
Jacksonville	5	11	0	.313
<b>Tennessee</b>	<b>3</b>	<b>13</b>	<b>0</b>	<b>.188</b>
AFC WEST	W	L	T	Pct
Denver	12	4	0	.750
* Kansas City	11	5	0	.688
Oakland	7	9	0	.438
San Diego	4	12	0	.250

### NATIONAL FOOTBALL CONFERENCE STANDINGS

NFC EAST	W	L	T	Pct
Washington	9	7	0	.563
Philadelphia	7	9	0	.438
New York Giants	6	10	0	.375
Dallas	4	12	0	.250
NFC NORTH	W	L	T	Pct
Minnesota	11	5	0	.688
* Green Bay	10	6	0	.625
Detroit	7	9	0	.438
Chicago	6	10	0	.375
NFC SOUTH	W	L	T	Pct
Carolina	15	1	0	.938
Atlanta	8	8	0	.500
New Orleans	7	9	0	.438
Tampa Bay	6	10	0	.375
NFC WEST	W	L	T	Pct
Arizona	13	3	0	.813
* Seattle	10	6	0	

# 2014 SEASON (2-14 REGULAR SEASON, 0-0 PLAYOFFS) • 4TH PLACE AFC SOUTH

DATE	OPPONENT	SCORE	W/L	ATT
Sep. 7	at Kansas City	26-10	W	73,569
Sep. 14	DALLAS	10-26	L	69,143
Sep. 21	at Cincinnati	7-33	L	56,743
Sep. 28	at Indianapolis	17-41	L	64,757
Oct. 5	CLEVELAND	28-29	L	69,143
Oct. 12	JACKSONVILLE	16-14	W	69,143
Oct. 19	at Washington	17-19	L	75,227
Oct. 26	HOUSTON	16-30	L	69,143
Nov. 9	at Baltimore	7-21	L	70,914
Nov. 17	PITTSBURGH	24-27	L	69,143
Nov. 23	at Philadelphia	24-43	L	69,596
Nov. 30	at Houston	21-45	L	71,714
Dec. 7	NEW YORK GIANTS	7-36	L	69,143
Dec. 14	NEW YORK JETS	11-16	L	69,143
Dec. 18	at Jacksonville	13-21	L	61,202
Dec. 28	INDIANAPOLIS	10-27	L	69,143

	TITANS	OPP
<b>Total First Downs</b>	<b>258</b>	<b>357</b>
Rushing	75	119
Passing	159	211
Penalty	24	27
3rd Down: Made/Att	59/196	94/227
3rd Down Pct.	30.1	41.4
4th Down: Made/Att	6/17	5/11
4th Down Pct.	35.3	45.5
<b>Possession Avg.</b>	<b>27:31</b>	<b>32:29</b>
<b>Total Net Yards</b>	<b>4859</b>	<b>5968</b>
Avg. Per Game	303.7	373.0
Total Plays	919	1099
Avg. Per Play	5.3	5.4
<b>Net Yards Rushing</b>	<b>1447</b>	<b>2195</b>
Avg. Per Game	90.4	137.2
Total Rushes	356	515
<b>Net Yards Passing</b>	<b>3412</b>	<b>3773</b>
Avg. Per Game	213.3	235.8
Sacked/Yards Lost	50/326	39/222
Gross Yards	3738	3995
Att./Completions	513/299	545/347
Completion Pct.	58.3	63.7
Had Intercepted	16	12
<b>Punts/Average</b>	<b>89/46.3</b>	<b>73/46.0</b>
<b>Net Punting Avg.</b>	<b>89/40.8</b>	<b>73/41.2</b>
<b>Penalties/Yards</b>	<b>111/961</b>	<b>93/731</b>
<b>Fumbles/Ball Lost</b>	<b>23/10</b>	<b>7/4</b>
<b>Touchdowns</b>	<b>28</b>	<b>48</b>
Rushing	6	17
Passing	20	28
Returns	2	3

BY PERIODS	1	2	3	4	OT	PTS
<b>Team</b>	<b>40</b>	<b>94</b>	<b>73</b>	<b>47</b>	<b>0</b>	<b>254</b>
<b>Opponents</b>	<b>105</b>	<b>110</b>	<b>97</b>	<b>126</b>	<b>0</b>	<b>438</b>

SCORING	TD	RU	PA	RT	PAT	FG	S	TP
Succop	0	0	0	0	27/27	19/22	0	84
Wright	6	0	6	0			0	36
Walker	4	0	4	0			0	24
Hunter	3	0	3	0			0	18
Greene	2	2	0	0			0	12
Sankey	2	2	0	0			0	12
L. Washington	2	0	2	0			0	12
N. Washington	2	0	2	0			0	12
Battle	1	1	0	0			0	6
Coffman	1	0	1	0			0	6
Hagan	1	0	1	0			0	6
Huff	1	0	0	1b			0	6
Locker	1	1	0	0			0	6
McCluster	1	0	1	0			0	6
McCourtly	1	0	0	1a			0	6
<b>Team</b>	<b>28</b>	<b>6</b>	<b>20</b>	<b>2</b>	<b>27/27</b>	<b>19/22</b>	<b>1</b>	<b>254</b>
<b>Opponents</b>	<b>48</b>	<b>17</b>	<b>28</b>	<b>3</b>	<b>47/47</b>	<b>33/39</b>	<b>2</b>	<b>438</b>

2-Pt Conversions: **TM 0-1, OPP 0-1**

**FUM/Lost:** Mettenberger 4/2, Locker 3/1, L. Washington 3/1, Whitehurst 3/0, Sankey 2/2, Spencer 2/0, Walker 2/0, Greene 1/1, McCluster 1/1, Schwenke 1/1, Wright 1/1

RUSHING	No	Yds	Avg	Lg	TD
Sankey	152	569	3.7	22	2
Greene	94	392	4.2	52	2
Locker	22	142	6.5	29	1
McCluster	40	131	3.3	16	0
Whitehurst	20	90	4.5	23	0
L. Washington	13	57	4.4	16	0
Wright	4	54	13.5	38	0
Battle	5	9	1.8	5	1
Mettenberger	5	4	0.8	8	0

PASSING	Att	Cmp	Pct	Yards	Yds/Att	TD	Int	Lg	Sk/Yds	Rating
Whitehurst	185	105	56.8	1,236	7.17	7	2	75t	18/103	87.4
Mettenberger	179	107	59.8	1,412	7.89	8	7	80t	18/138	83.4
Locker	146	86	58.9	993	6.80	5	7	61t	14/85	70.9
Palmer	3	1	33.3	7	2.33	0	0	7	0/0	42.4
<b>Team</b>	<b>513</b>	<b>299</b>	<b>58.3</b>	<b>3,738</b>	<b>7.29</b>	<b>20</b>	<b>16</b>	<b>80t</b>	<b>50/326</b>	<b>81.0</b>
<b>Opponents</b>	<b>545</b>	<b>347</b>	<b>63.7</b>	<b>3,995</b>	<b>7.33</b>	<b>28</b>	<b>12</b>	<b>80</b>	<b>39/222</b>	<b>93.6</b>

Palmer	1	-1	-1.0	-1	0
<b>Team</b>	<b>356</b>	<b>1447</b>	<b>4.1</b>	<b>52</b>	<b>6</b>
<b>Opponents</b>	<b>515</b>	<b>2195</b>	<b>4.3</b>	<b>62t</b>	<b>17</b>

RECEIVING	No	Yds	Avg	Lg	TD
Walker	63	890	14.1	68	4
Wright	57	715	12.5	48	6
N. Washington	40	647	16.2	80t	2
Hunter	28	498	17.8	75t	3
McCluster	26	197	7.6	25	1
L. Washington	22	159	7.2	25	2
Hagan	19	254	13.4	38t	1
Sankey	18	133	7.4	18	0
Coffman	6	64	10.7	18	1
Durham	6	54	9.0	14	0
Battle	5	28	5.6	12	0
Stevens	2	26	13.0	20	0
Thompson	2	24	12.0	13	0
Andrews	2	11	5.5	6	0
Greene	1	13	13.0	13	0
Klug	1	9	9.0	9	0
Schwenke	1	6	6.0	6	0
Whitehurst	0	10	---	10	0
<b>Team</b>	<b>299</b>	<b>3738</b>	<b>12.5</b>	<b>80t</b>	<b>20</b>
<b>Opponents</b>	<b>347</b>	<b>3995</b>	<b>11.5</b>	<b>80</b>	<b>28</b>

INTERCEPTIONS	No	Yds	Avg	Lg	TD
McCourtly	3	0	0.0	0	0
Woodyard	2	20	10.0	13	0
Griffin	2	12	6.0	12	0
Wreh-Wilson	1	34	34.0	34	0
Stafford	1	33	33.0	33	0
Huff	1	23	23.0	23t	1
Ghee	1	0	0.0	0	0
Wilson	1	0	0.0	0	0
<b>Team</b>	<b>12</b>	<b>122</b>	<b>10.2</b>	<b>34</b>	<b>1</b>
<b>Opponents</b>	<b>16</b>	<b>214</b>	<b>13.4</b>	<b>67</b>	<b>1</b>

PUNTING	No	Yds	Avg	Net	TB	In	Lg	B
Kern	88	4118	46.8	40.8	7	28	79	1
<b>Team</b>	<b>89</b>	<b>4118</b>	<b>46.3</b>	<b>40.8</b>	<b>7</b>	<b>28</b>	<b>79</b>	<b>1</b>
<b>Opponents</b>	<b>73</b>	<b>3356</b>	<b>46.0</b>	<b>41.2</b>	<b>7</b>	<b>26</b>	<b>69</b>	<b>0</b>

PUNT RETURNS	No	FC	Yds	Avg	Lg	TD
McCluster	22	14	155	7.0	48	0
L. Washington	7	4	47	6.7	10	0
Griffin	1	0	5	5.0	5	0
<b>Team</b>	<b>30</b>	<b>18</b>	<b>207</b>	<b>6.9</b>	<b>48</b>	<b>0</b>
<b>Opponents</b>	<b>43</b>	<b>25</b>	<b>350</b>	<b>8.1</b>	<b>30</b>	<b>0</b>

KICKOFF RETURNS	No	Yds	Avg	Lg	TD
L. Washington	31	738	23.8	52	0
Sankey	7	198	28.3	42	0
Andrews	5	110	22.0	27	0
Battle	2	43	21.5	22	0
Klug	2	32	16.0	20	0
Martin	1	0	0.0	0	0
<b>Team</b>	<b>48</b>	<b>1121</b>	<b>23.4</b>	<b>52</b>	<b>0</b>
<b>Opponents</b>	<b>31</b>	<b>855</b>	<b>27.6</b>	<b>107t</b>	<b>1</b>

FIELD GOALS	1-19	20-29	30-39	40-49	50+
Succop	0/0	5/5	7/7	5/8	2/2
<b>Team</b>	<b>0/0</b>	<b>5/5</b>	<b>7/7</b>	<b>5/8</b>	<b>2/2</b>
<b>Opponents</b>	<b>1/1</b>	<b>9/9</b>	<b>12/12</b>	<b>7/11</b>	<b>4/6</b>

**Titans/Succop:** (36G,31G,46G,47G) (47G) (40N,44N) (36G) (3) (25G,21G,42G) (36G) (35G) (20G) (20G) (42N) (40G, 33G,51G) (50G,23G) (31G)  
**OPP:** (35G,48N) (48G,44G,51G,48G) (29G) (31G,30G) (38G,42G) (55B)(31G,31G,27G,22G) (30G,29G,49G) (49G,23G) (36G,26G,49N,35G,30G,50G) (37G,43B) (20G,19G,36G,52G,42G) (53N,51G) (23G,46N,26G)

**SACKS**  
 Morgan 6.5, Casey 5, Griffin 3, Hill 3, Williamson 3, Woodyard 2.5, Klug 2, Phillips TM 2, Pitoitua 2, Wimbley 2, Groves 1, Huff 1, D. Jones 1, Pollard 1, Sensabaugh 1, Stafford 1, Wilson 1, Woods 1  
**Titans 39, Opponents 50**

**TACKLES (Solo-Assists-Total)**  
 Woodyard (66-68-134), Griffin (83-32-115), Williamson (55-52-107), Casey (58-28-86), McCourtly (77-8-85), Morgan (52-30-82), Wilson (49-16-65), Wreh-Wilson (47-10-57), Hill (30-17-47), Pitoitua (21-24-45), Sensabaugh (37-7-44), Wimbley (18-23-41), Stafford (24-9-33), Klug (21-10-31), Woods (14-17-31), Phillips (14-14-28), Martin (10-18-28), Pollard (22-4-26), Gooden (15-9-24), Groves (12-7-19), Huff (8-6-14), Jones (7-6-13), Harris (8-1-9), Moch (3-1-4), Ghee (3-0-3), Brown (1-0-1)  
**Team Totals: 755-417-1,172**

### USUAL STARTING LINEUP

**OFFENSE**  
 WR Nate Washington (85)  
 TE Delanie Walker (82)  
 LT Taylor Lewan (77)  
 LG Andy Levitre (67)  
 C Brian Schwenke (62)  
 RG Chance Warmack (70)  
 RT Michael Oher (72)  
 TE Craig Stevens (88)/Brett Brackett (87)  
 WR Kendall Wright (13)  
 QB Zach Mettenberger (7)  
 RB Bishop Sankey (20)

**DEFENSE**  
 DE Ropati Pitoitua (92)  
 NT Sammie Hill (94)  
 DT Jurrell Casey (99)  
 OLB Derrick Morgan (91)  
 ILB Wesley Woodyard (59)  
 ILB Avery Williamson (54)  
 OLB Kameron Wimbley (95)  
 CB Bliidi Wreh-Wilson (25)  
 SS George Wilson (21)  
 FS Michael Griffin (33)  
 CB Jason McCourtly (30)

**SPECIALISTS**  
 K Ryan Succop (8)  
 P Brett Kern (6)  
 KR/PR Leon Washington (26)

**Pro Bowl** All-Pro

**GM:** Ruston Webster; **Head Coach:** Ken Whisenhunt  
**Asst. Coaches:** Ray Horton (def. coord.), Jason Michael (off. coord.), Bob Bostad (off. line), Steve Brown (asst. secondary), Louie Cioffi (secondary), Sylvester Croom (RB), Nick Eason (asst. DL), Steve Hoffman (ST asst.), Shawn Jefferson (WR), Nate Kaczor (ST), Cannon Matthews (qual. ctl. coord. - def.), John McNulty (QB), Mike Mularkey (TE), Kevin Patullo (asst. WR), Arthur Smith (asst. TE), Giff Smith (DL), Lou Spanos (LB), Luke Stechel (off. asst.), Mike Sullivan (asst. OL), Steve Watterson (strength and cond.)

### AMERICAN FOOTBALL CONFERENCE STANDINGS

AFC EAST	W	L	T	Pct
New England	12	4	0	.750
Buffalo	9	7	0	.563
Miami	8	8	0	.500
New York Jets	4	12	0	.250
<b>AFC NORTH</b>	<b>W</b>	<b>L</b>	<b>T</b>	<b>Pct</b>
Pittsburgh	11	5	0	.688
* Cincinnati	10	5	1	.656
* Baltimore	10	6	0	.625
Cleveland	7	9	0	.438
<b>AFC SOUTH</b>	<b>W</b>	<b>L</b>	<b>T</b>	<b>Pct</b>
Indianapolis	11	5	0	.688
Houston	9	7	0	.563
Jacksonville	3	13	0	.188
<b>Tennessee</b>	<b>2</b>	<b>14</b>	<b>0</b>	<b>.125</b>
<b>AFC WEST</b>	<b>W</b>	<b>L</b>	<b>T</b>	<b>Pct</b>
Denver	12	4	0	.750
Kansas City	9	7	0	.563
San Diego	9	7	0	.563
Oakland	3	13	0	.188

### NATIONAL FOOTBALL CONFERENCE STANDINGS

NFC EAST	W	L	T	Pct
Dallas	12	4	0	.750
Philadelphia	10	6	0	.625
New York Giants	6	10	0	.375
Washington	4	12	0	.250
<b>NFC NORTH</b>	<b>W</b>	<b>L</b>	<b>T</b>	<b>Pct</b>
Green Bay	12	4	0	.750
* Detroit	11	5	0	.688
Minnesota	7	9	0	.438
Chicago	5	11	0	.313
<b>NFC SOUTH</b>	<b>W</b>	<b>L</b>	<b>T</b>	<b>Pct</b>
Carolina	7	8	1	.469
New Orleans	7	9	0	.438
Atlanta	6	10	0	.375
Tampa Bay	2	14	0	.125
<b>NFC WEST</b>	<b>W</b>	<b>L</b>	<b>T</b>	<b>Pct</b>
Seattle	12	4	0	.750
* Arizona	11	5	0	.688
San Francisco	8	8	0	.500
St. Louis	6	10	0	.375

\* Wild Card for Playoffs

# 2013 SEASON (7-9 REGULAR SEASON, 0-0 PLAYOFFS) • 2ND PLACE AFC SOUTH

DATE	OPPONENT	SCORE	W/L	ATT
Sep. 8	at Pittsburgh	16-9	W	61,585
Sep. 15	at Houston	24-30*	L	71,718
Sep. 22	SAN DIEGO	20-17	W	69,143
Sep. 29	NEW YORK JETS	38-13	W	69,143
Oct. 6	KANSAS CITY	17-26	L	69,143
Oct. 13	at Seattle	13-20	L	68,127
Oct. 20	SAN FRANCISCO	17-31	L	69,143
Nov. 3	at St. Louis	28-21	W	54,617
Nov. 10	JACKSONVILLE	27-29	L	69,143
Nov. 14	INDIANAPOLIS	27-30	L	69,143
Nov. 24	at Oakland	23-19	W	46,001
Dec. 1	at Indianapolis	14-22	L	65,502
Dec. 8	at Denver	28-51	L	76,554
Dec. 15	ARIZONA	34-37*	L	69,143
Dec. 22	at Jacksonville	20-16	W	60,559
Dec. 29	HOUSTON	16-10	W	69,143

	TITANS	OPP
<b>Total First Downs</b>	<b>311</b>	<b>329</b>
Rushing	103	108
Passing	172	191
Penalty	36	30
3rd Down: Made/Att	94/227	69/201
3rd Down Pct.	41.4	34.3
4th Down: Made/Att	11/17	7/11
4th Down Pct.	64.7	63.6
<b>Possession Avg.</b>	<b>30:00</b>	<b>30:00</b>
<b>Total Net Yards</b>	<b>5390</b>	<b>5407</b>
Avg. Per Game	336.9	337.9
Total Plays	1032	1027
Avg. Per Play	5.2	5.3
<b>Net Yards Rushing</b>	<b>1894</b>	<b>1795</b>
Avg. Per Game	118.4	112.2
Total Rushes	462	446
<b>Net Yards Passing</b>	<b>3496</b>	<b>3612</b>
Avg. Per Game	218.5	225.8
Sacked/Yards Lost	37/214	36/227
Gross Yards	3710	3839
Att./Completions	533/328	545/344
Completion Pct.	63.1	63.1
Had Intercepted	16	13
<b>Punts/Average</b>	<b>79/42.9</b>	<b>76/45.0</b>
Net Punting Avg.	79/39.7	76/40.0
<b>Penalties/Yards</b>	<b>101/900</b>	<b>95/779</b>
<b>Fumbles/Ball Lost</b>	<b>27/9</b>	<b>24/12</b>
<b>Touchdowns</b>	<b>41</b>	<b>40</b>
Rushing	16	21
Passing	22	15
Returns	3	4

BY PERIODS	1	2	3	4	OT	PTS
<b>Team</b>	<b>71</b>	<b>77</b>	<b>65</b>	<b>149</b>	<b>0</b>	<b>362</b>
<b>Opponents</b>	<b>76</b>	<b>83</b>	<b>88</b>	<b>125</b>	<b>9</b>	<b>381</b>

SCORING	TD	RU	PA	RT	PAT	FG	S	TP
Bironas	0	0	0	0	41/41	25/29	0	116
C. Johnson	10	6	4	0	0	0	0	60
Walker	6	0	6	0	0	0	0	36
Greene	4	4	0	0	0	0	0	24
Hunter	4	0	4	0	0	0	0	24
Fitzpatrick	3	3	0	0	0	0	0	18
N. Washington	3	0	3	0	0	0	0	18
Locker	2	2	0	0	0	0	0	12
Preston	2	0	2	0	0	0	0	12
Wright	2	0	2	0	0	0	0	12
Battle	1	1	0	0	0	0	0	6
Klug	1	0	0	1b	0	0	0	6
McCourty	1	0	0	1c	0	0	0	6
Thompson	1	0	1	0	0	0	0	6
Verner	1	0	0	1a	0	0	0	6
<b>Team</b>	<b>41</b>	<b>16</b>	<b>22</b>	<b>3</b>	<b>41/41</b>	<b>25/29</b>	<b>0</b>	<b>362</b>
<b>Opponents</b>	<b>40</b>	<b>21</b>	<b>15</b>	<b>4</b>	<b>37/38</b>	<b>32/39</b>	<b>3</b>	<b>381</b>

**2-Pt Conversions:** TM 0-0, OPP 1-1

**FUM/Lost:** Fitzpatrick 9/2, C. Johnson 3/2, Locker 3/1, Kern 2/0, Williams 2/1, Wright 2/0, Wylie(TM) 2/1, Bailey 1/1, Reynaud(TM) 1/1, Walker 1/0, L. Washington(LG) 1/0, L. Washington(TM) 1/0

RUSHING	No	Yds	Avg	Lg	TD
C. Johnson	279	1077	3.9	30t	6
Greene	77	295	3.8	29	4
Fitzpatrick	43	225	5.2	26	3
Locker	24	155	6.5	39	2
Battle	36	142	3.9	37	1
Kern	2	0	0.0	0	0

PASSING	Att	Cmp	Pct	Yards	Yds/Att	TD	Int	Lg	Sk/Yds	Rating
Fitzpatrick	350	217	62.0	2454	7.01	14	12	77t	21/109	82.0
Locker	183	111	60.7	1256	6.86	8	4	66t	16/105	86.7
<b>Team</b>	<b>533</b>	<b>328</b>	<b>61.5</b>	<b>3710</b>	<b>6.96</b>	<b>22</b>	<b>16</b>	<b>77t</b>	<b>37/214</b>	<b>83.6</b>
<b>Opponents</b>	<b>545</b>	<b>344</b>	<b>63.1</b>	<b>3839</b>	<b>7.04</b>	<b>15</b>	<b>13</b>	<b>55</b>	<b>36/227</b>	<b>83.3</b>

Reynaud	1	0	0.0	0	0
<b>Team</b>	<b>462</b>	<b>1894</b>	<b>4.1</b>	<b>39</b>	<b>16</b>
<b>Opponents</b>	<b>446</b>	<b>1795</b>	<b>4.0</b>	<b>60</b>	<b>21</b>

RECEIVING	No	Yds	Avg	Lg	TD
Wright	94	1079	11.5	45	2
Walker	60	571	9.5	33	6
N. Washington	58	919	15.8	77t	3
C. Johnson	42	345	8.2	66t	4
Hunter	18	354	19.7	57	4
Williams	15	178	11.9	32	0
Britt	11	96	8.7	15	0
Greene	6	39	6.5	28	0
Mooney	6	32	5.3	22	0
Preston	5	37	7.4	10t	2
Battle	4	36	9.0	24	0
Thompson	3	13	4.3	9t	1
Stevens	2	5	2.5	6	0
Shiancoe	2	2	1.0	3	0
Reynaud	1	4	4.0	4	0
Fitzpatrick	1	0	0.0	0	0
<b>Team</b>	<b>328</b>	<b>3710</b>	<b>11.3</b>	<b>77t</b>	<b>22</b>
<b>Opponents</b>	<b>344</b>	<b>3839</b>	<b>11.2</b>	<b>55</b>	<b>15</b>

INTERCEPTIONS	No	Yds	Avg	Lg	TD
Verner	5	68	13.6	34	1
Pollard	3	36	12.0	32	0
Ayers	1	5	5.0	5	0
Brown	1	3	3.0	3	0
McCarthy	1	1	1.0	1	0
Griffin	1	0	0.0	0	0
G. Wilson	1	0	0.0	0	0
<b>Team</b>	<b>13</b>	<b>113</b>	<b>8.7</b>	<b>34</b>	<b>1</b>
<b>Opponents</b>	<b>16</b>	<b>132</b>	<b>8.3</b>	<b>35</b>	<b>1</b>

PUNTING	No	Yds	Avg	Net	TB	In	Lg	B
Kern	78	3386	43.4	39.7	2	32	63	1
<b>Team</b>	<b>79</b>	<b>3386</b>	<b>42.9</b>	<b>39.7</b>	<b>2</b>	<b>32</b>	<b>63</b>	<b>1</b>
<b>Opponents</b>	<b>76</b>	<b>3422</b>	<b>45.0</b>	<b>40.0</b>	<b>7</b>	<b>28</b>	<b>61</b>	<b>0</b>

PUNT RETURNS	No	FC	Yds	Avg	Lg	TD
Reynaud	18	8	135	7.5	35	0
L. Washington	6	9	78	13.0	33	0
Williams	4	3	12	3.0	8	0
Wylie	2	0	4	2.0	4	0
Verner	1	0	11	11.0	11	0
<b>Team</b>	<b>31</b>	<b>20</b>	<b>240</b>	<b>7.7</b>	<b>35</b>	<b>0</b>
<b>Opponents</b>	<b>35</b>	<b>25</b>	<b>210</b>	<b>6.0</b>	<b>24</b>	<b>0</b>

KICKOFF RETURNS	No	Yds	Avg	Lg	TD
L. Washington LG	17	500	29.4	95	0
L. Washington TM	16	481	30.1	95	0
Reynaud	15	355	23.7	40	0
Williams	5	123	24.6	37	0
Wylie	5	94	18.8	23	0
Bailey	1	0	0.0	0	0
Battle	1	26	26.0	26	0
Verner	1	17	17.0	17	0
<b>Team</b>	<b>44</b>	<b>1096</b>	<b>24.9</b>	<b>95</b>	<b>0</b>
<b>Opponents</b>	<b>45</b>	<b>1099</b>	<b>24.4</b>	<b>46</b>	<b>0</b>

FIELD GOALS	1-19	20-29	30-39	40-49	50+
Bironas	0/0	10/10	8/9	5/7	2/3
<b>Team</b>	<b>0/0</b>	<b>10/10</b>	<b>8/9</b>	<b>5/7</b>	<b>2/3</b>
<b>Opponents</b>	<b>2/2</b>	<b>6/6</b>	<b>6/8</b>	<b>15/18</b>	<b>3/5</b>

**Bironas/Titans:** (26G,44G,27G) (48N,47G) (20G,43N,37G) (26G) (22G,32N) (38G,25G) (31G) (39G,37G) (25G,38G) (33G,22G,23G) (1) (45G,50N,24G) (45G,52G) (42G,55G,37G) (OPP: (1) (50N,50N,46N) (44G,38B) (45G,47G) (29G,24G, 33G,48G) (31G,29G) (44G) (44N) (32G,44G) (48G,30G, 50G) (52G,48G,24G,32N,48N,42G) (47G,48G,45G,37G, 49G) (25G,64G,19G) (25G,47G,41G) (36G) (19G)

**SACKS**  
Casey 10.5, Morgan 6, Brown 4, Pitoitua 4, A. Johnson 3, Wimbley 3, Klug 2, Ayers 1, Fokou 1, Mi. Martin 1, Pollard 0.5  
**Titans 36, Opponents 37**

**TACKLES (Solo-Assists-Total)**  
Pollard (93-49-142), Brown (80-37-117), Griffin (71-35-106), Fokou (67-31-98), Pitoitua (42-49-91), Casey (49-41-90), McCourty (68-9-77), Verner (61-12-73), Ayers (44-12-56), Morgan (31-23-54), McCarthy (35-16-51), Hill (26-14-40), Sensabaugh (29-8-37), A. Johnson (19-16-35), Wilson (25-8-33), Klug (14-12-26), Wimbley (12-12-24), Martin (9-13-22), Edwards (6-4-10), Wreh-Wilson (6-3-9), Gooden (4-3-7), Campbell (3-1-4), Stafford (1-0-1)  
**Team Totals: 795-408-1,203**

### USUAL STARTING LINEUP

**OFFENSE**  
WR Nate Washington (85)  
TE Craig Stevens (88)  
LT Michael Roos (71)  
LG Andy Levitre (67)  
C Brian Schwenke (62)  
RG Chance Warmack (70)  
RT David Stewart (76)  
TE Delanie Walker (82)  
WR Kendall Wright (13)  
QB Jake Locker (10)/Ryan Fitzpatrick (4)  
RB Chris Johnson (28)

**DEFENSE**  
LE Derrick Morgan (91)  
DT Sammie Hill (94)  
DT Jurrell Casey (99)  
RE Ropati Pitoitua (92)  
SLB Akeem Ayers (56)  
MLB Moise Fokou (53)  
WLB Zach Brown (55)  
LCB Jason McCourty (30)  
**RCB Alterraun Verner (20)**  
SS Bernard Pollard (31)  
FS Michael Griffin (33)

### SPECIALISTS

K Rob Bironas (2)  
P Brett Kern (6)  
KR/PR Leon Washington (26)

**Pro Bowl** All-Pro

**GM:** Ruston Webster; **Head Coach:** Mike Munchak  
**Asst. Coaches:** Jerry Gray (def. coord.), Dowell Loggains (off. coord.), Steve Watterson (asst. head coach/strength & cond.), Gregg Williams (senior asst./defense), Steve Brown (asst. secondary), Sylvester Croom (RB), Jonathan Gannon (def. asst./qual. ctl.), George Henshaw (TE), Steve Hoffman (ST asst.), Shawn Jefferson (WR), Nate Kaczor (ST), Bruce Matthews (OL), Brett Maxie (secondary), Keith Millard (def. asst./pass rush specialist), Chet Parlavacchio (LB), Dave Ragone (QB), Tracy Rocker (DL), Arthur Smith (OL/TE asst.)

### AMERICAN FOOTBALL CONFERENCE STANDINGS

AFC EAST	W	L	T	Pct
New England	12	4	0	.750
New York Jets	8	8	0	.500
Miami	8	8	0	.500
Buffalo	6	10	0	.375
AFC NORTH	W	L	T	Pct
Cincinnati	11	5	0	.688
Pittsburgh	8	8	0	.500
Baltimore	8	8	0	.500
Cleveland	4	12	0	.250
AFC SOUTH	W	L	T	Pct
Indianapolis	11	5	0	.688
<b>Tennessee</b>	<b>7</b>	<b>9</b>	<b>0</b>	<b>.438</b>
Jacksonville	4	12	0	.250
Houston	2	14	0	.125
AFC WEST	W	L	T	Pct
Denver	13	3	0	.813
* Kansas City	11	5	0	.688
* San Diego	9	7	0	.563
Oakland	4	12	0	.250

### NATIONAL FOOTBALL CONFERENCE STANDINGS

NFC EAST	W	L	T	Pct
Philadelphia	10	6	0	.625
Dallas	8	8	0	.500
New York Giants	7	9	0	.438
Washington	3	13	0	.188
NFC NORTH	W	L	T	Pct
Green Bay	8	7	1	.531
Chicago	8	8	0	.500
Detroit	7	9	0	.438
Minnesota	5	10	1	.344
NFC SOUTH	W	L	T	Pct
Carolina	12	4	0	.750
* New Orleans	11	5	0	.688
Atlanta	4	12	0	.250
Tampa Bay	4	12	0	.250
NFC WEST	W	L	T	Pct
Seattle	13	3	0	.813
* San Francisco	12	4	0	.750
Arizona	10	6	0	.625
St. Louis Rams	7	9	0	.438

\* Wild Card for Playoffs

# 2012 SEASON (6-10 REGULAR SEASON, 0-0 PLAYOFFS) • 3RD PLACE AFC SOUTH

DATE	OPPONENT	SCORE	W/L	ATT
Sep. 9	NEW ENGLAND	13-34	L	69,143
Sep. 16	at San Diego	10-38	L	60,804
Sep. 23	DETROIT	44-41*	W	69,143
Sep. 30	at Houston	14-38	L	71,581
Oct. 7	at Minnesota	7-30	L	57,652
Oct. 11	PITTSBURGH	26-23	W	69,143
Oct. 21	at Buffalo	35-34	W	68,836
Oct. 28	INDIANAPOLIS	13-19*	L	69,143
Nov. 4	CHICAGO	20-51	L	69,143
Nov. 11	at Miami	37-3	W	60,165
Nov. 18	BYE			
Nov. 25	at Jacksonville	19-24	L	63,323
Dec. 2	HOUSTON	10-24	L	69,143
Dec. 9	at Indianapolis	23-27	L	64,688
Dec. 17	NEW YORK JETS	14-10	W	69,143
Dec. 23	at Green Bay	7-55	L	70,508
Dec. 30	JACKSONVILLE	38-20	W	69,143

\* Overtime

	TITANS	OPP
<b>Total First Downs</b>	<b>260</b>	<b>358</b>
Rushing	70	122
Passing	166	210
Penalty	24	26
3rd Down: Made/Att	83/217	85/214
3rd Down Pct.	38.2	39.7
4th Down: Made/Att	5/15	6/14
4th Down Pct.	33.3	42.9
<b>Possession Avg.</b>	<b>27:18</b>	<b>32:42</b>
<b>Total Net Yards</b>	<b>5,010</b>	<b>5,999</b>
Avg. Per Game	313.1	374.9
Total Plays	957	1,086
Avg. Per Play	5.2	5.5
Net Yards Rushing	1,687	2,035
Avg. Per Game	105.4	127.2
Total Rushes	378	483
Net Yards Passing	3,323	3,964
Avg. Per Game	207.7	247.8
Sacked/Yards Lost	39/254	39/241
Gross Yards	3,577	4,205
Att./Completions	540/318	564/374
Completion Pct.	58.9	66.3
Had Intercepted	16	19
<b>Punts/Average</b>	<b>83/46.4</b>	<b>70/44.1</b>
Net Punting Avg.	83/40.4	70/36.1
<b>Penalties/Yards</b>	<b>106/847</b>	<b>86/717</b>
<b>Fumbles/Ball Lost</b>	<b>21/12</b>	<b>15/5</b>
<b>Touchdowns</b>	<b>36</b>	<b>55</b>
Rushing	10	16
Passing	17	31
Returns	9	8

BY PERIODS	1	2	3	4	OT	PTS
<b>Team</b>	<b>72</b>	<b>94</b>	<b>66</b>	<b>95</b>	<b>3</b>	<b>330</b>
<b>Opponents</b>	<b>155</b>	<b>58</b>	<b>116</b>	<b>136</b>	<b>6</b>	<b>471</b>

SCORING	TD	RU	PA	RT	PAT	FG	S	TP
Bironas	0	0	0	0	35/35	25/31	0	110
C. Johnson	6	6	0	0			0	36
Britt	4	0	4	0			0	26
Cook	4	0	4	0			0	24
Washington	4	0	4	0			0	24
Wright	4	0	4	0			0	24
Harper	3	3	0	0			0	18
Reynaud	3	0	0	3b			0	18
Brown	2	0	0	2f			0	12
Campbell	1	0	0	1a			0	6
Locker	1	1	0	0			0	6
McCarthy	1	0	0	1d			0	6
Stevens	1	0	1	0			0	6
Verner	1	0	0	1c			0	6
Witherspoon	1	0	0	1e			0	6
Team Defense	0	0	0	0			1	2
<b>Team</b>	<b>36</b>	<b>10</b>	<b>17</b>	<b>9</b>	<b>35/35</b>	<b>25/31</b>	<b>1</b>	<b>330</b>
<b>Opponents</b>	<b>55</b>	<b>16</b>	<b>31</b>	<b>8</b>	<b>52/52</b>	<b>29/31</b>	<b>0</b>	<b>471</b>

2-Pt Conversions: Britt, TM 1-1, OPP 1-2

FUM/Lost: C. Johnson 5/4, Locker 4/4, Hasselbeck 3/1, Britt 2/1, Stevens 2/0, Brown 1/0, Cook 1/1, Reynaud 1/0, Washington 1/0, Wright 1/1

RUSHING	No	Yds	Avg	Lg	TD
C. Johnson	276	1,243	4.5	94t	6
Locker	41	291	7.1	32	1
Hasselbeck	13	38	2.9	16	0
Reynaud	16	33	2.1	11	0
Harper	19	30	1.6	13	3
Mooney	5	19	3.8	8	0

PASSING	Att	Cmp	Pct	Yards	Yds/Att	TD	Int	Lg	Sk/Yds	Rating
Locker	314	177	2,176	56.4	6.93	10	11	71t	25/151	74.0
Hasselbeck	221	138	1,367	62.4	6.19	7	5	37	14/103	81.0
Smith	5	3	34	60.0	6.80	0	0	17	0/0	80.4
<b>Team</b>	<b>540</b>	<b>318</b>	<b>3,577</b>	<b>58.9</b>	<b>6.62</b>	<b>17</b>	<b>16</b>	<b>71t</b>	<b>39/254</b>	<b>76.9</b>
<b>Opponents</b>	<b>564</b>	<b>374</b>	<b>4,205</b>	<b>66.3</b>	<b>7.46</b>	<b>31</b>	<b>19</b>	<b>82t</b>	<b>39/241</b>	<b>92.7</b>

Ringer	2	14	7.0	9	0
Babineaux	1	10	10.0	10	0
Q. Johnson	4	5	1.3	3	0
Wright	1	4	4.0	4	0
<b>Team</b>	<b>378</b>	<b>1,687</b>	<b>4.5</b>	<b>94t</b>	<b>10</b>
<b>Opponents</b>	<b>483</b>	<b>2,035</b>	<b>4.2</b>	<b>46</b>	<b>16</b>

RECEIVING	No	Yds	Avg	Lg	TD
Wright	64	626	9.8	38	4
Washington	46	746	16.2	71t	4
Britt	45	589	13.1	46	4
Cook	44	523	11.9	61t	4
C. Johnson	36	232	6.4	22	0
Williams	30	324	10.8	27	0
Stevens	23	275	12.0	46	1
Thompson	6	46	7.7	12	0
Hawkins	5	62	12.4	42	0
Preston	5	59	11.8	21	0
Q. Johnson	5	40	8.0	17	0
Reynaud	5	35	7.0	9	0
Ringer	3	12	4.0	6	0
Harper	1	8	8.0	8	0
<b>Team</b>	<b>318</b>	<b>3,577</b>	<b>11.2</b>	<b>71t</b>	<b>17</b>
<b>Opponents</b>	<b>374</b>	<b>4,205</b>	<b>11.2</b>	<b>82t</b>	<b>31</b>

INTERCEPTIONS	No	Yds	Avg	Lg	TD
Griffin	4	59	14.8	33	0
McCourty	4	29	7.3	28	0
Brown	3	156	52.0	79t	2
Verner	2	11	5.5	11	0
McCarthy	1	49	49.0	49t	1
Witherspoon	1	40	40.0	40t	1
Babineaux	1	10	10.0	10	0
Ayers	1	2	2.0	2	0
R. Johnson	1	2	2.0	2	0
Afalava	1	0	0.0	0	0
<b>Team</b>	<b>19</b>	<b>358</b>	<b>18.8</b>	<b>79t</b>	<b>4</b>
<b>Opponents</b>	<b>16</b>	<b>260</b>	<b>16.3</b>	<b>63t</b>	<b>4</b>

PUNTING	No	Yds	Avg	Net	TB	In	Lg	B
Kern	81	3,855	47.6	40.4	5	30	71	2
<b>Team</b>	<b>83</b>	<b>3,855</b>	<b>46.4</b>	<b>40.4</b>	<b>5</b>	<b>30</b>	<b>71</b>	<b>2</b>
<b>Opponents</b>	<b>70</b>	<b>3,084</b>	<b>44.1</b>	<b>36.1</b>	<b>4</b>	<b>29</b>	<b>67</b>	<b>1</b>

PUNT RETURNS	No	FC	Yds	Avg	Lg	TD
Reynaud	31	17	410	13.2	81t	2
Campbell	0	0	65	---	65t	1
<b>Team</b>	<b>31</b>	<b>17</b>	<b>475</b>	<b>15.3</b>	<b>81t</b>	<b>3</b>
<b>Opponents</b>	<b>39</b>	<b>15</b>	<b>405</b>	<b>10.4</b>	<b>58</b>	<b>0</b>

KICKOFF RETURNS	No	Yds	Avg	Lg	TD
Reynaud	53	1,240	23.4	105t	1
Hawkins	7	205	29.3	71	0
McCourty	1	14	14.0	14	0
Stevens	1	18	18.0	18	0
Witherspoon	1	6	6.0	6	0
Williams	0	6	---	6	0
<b>Team</b>	<b>63</b>	<b>1,489</b>	<b>23.6</b>	<b>105t</b>	<b>1</b>
<b>Opponents</b>	<b>33</b>	<b>860</b>	<b>26.1</b>	<b>89t</b>	<b>1</b>

FIELD GOALS	1-19	20-29	30-39	40-49	50+
Bironas	0/0	6/6	13/13	5/10	1/2
<b>Team</b>	<b>0/0</b>	<b>6/6</b>	<b>13/13</b>	<b>5/10</b>	<b>1/2</b>
<b>Opponents</b>	<b>0/0</b>	<b>11/11</b>	<b>5/6</b>	<b>9/9</b>	<b>4/5</b>

Bironas/Titans: (28G,24G) (23G) (31G,38G,41N,48N,26G) ( ) ( ) (22G,38G,47G,40G) ( ) (39G,45N,30G) (39G) (37G,38G, 53G) (38G,42N,40G,39G,33G) (37G) (57N,40G,31G,25G) (46B) ( ) (48G)  
 OPP: (25G,31G) (26G) (47G,53G,33G,26G) (33G) (42G, 36G,26G) (29G,28G,52G,54N) (31G,42G) (20G,37B,44G) (40G,25G,22G) (40G) (41G) (50G) (53G,40G) (22G) (26G,48G) ( )

SACKS
Morgan 6.5, Ayers 6, Wimbley 6, Brown 5.5, Klug 3.5, Casey 3, Mi. Martin 3, Wynn 2, Marks 1.5, Griffin 1, Witherspoon 1
<b>Titans 39, Opponents 39</b>

TACKLES (Solo-Assists-Total)
Ayers (79-31-110), Griffin (72-31-103), McCourty (79-14-93), Brown (70-23-93), Babineaux (66-26-92), Casey (38-42-80), Verner (66-12-78), Morgan (35-31-66), Marks (31-32-63), Witherspoon (32-16-48), McCarthy (32-13-45), Mouton (33-9-42), Mike Martin (23-17-40), Shaw (30-8-38), Wimbley (18-20-38), Sensabaugh (23-4-17), Afalava (13-10-23), Robert Johnson (10-3-13), Diles (8-5-12), Klug (8-4-12), Wynn (6-6-12), Solomon (3-6-9), Campbell (6-0-6), Dawson (3-2-5), DaJohn Harris (1-4-5), Egboh (2-0-2)
<b>Team Totals: 787-369-1,156</b>

### USUAL STARTING LINEUP

#### OFFENSE

WR	Nate Washington (85)
TE	Jared Cook (89)
LT	Michael Roos (71)
LG	Steve Hutchinson (73)
C	Fernando Velasco (61)
RG	Leroy Harris (64)/Deuce Lutui (72)
RT	David Stewart (76)
TE	Craig Stevens (88)
WR	Kenny Britt (18)
QB	Jake Locker (10)
RB	Chris Johnson (28)

#### DEFENSE

LE	Derrick Morgan (91)
DT	Sen'Derrick Marks (94)
DT	Jurrell Casey (99)
RE	Kameron Wimbley (95)
LLB	Akeem Ayers (56)
MLB	Colin McCarthy (52)/Will Witherspoon (92)
RLB	Zach Brown (55)
LCB	Jason McCourty (30)
RCB	Alterraun Verner (20)
SS	Jordan Babineaux (26)
FS	Michael Griffin (33)

#### SPECIALISTS

K	Rob Bironas (2)
P	Brett Kern (6)
KR/PR	Darius Reynaud (25)

#### Pro Bowl All-Pro

**GM:** Ruston Webster; **Head Coach:** Mike Munchak  
**Asst. Coaches:** Jerry Gray (def. coord.), Chris Palmer/Dowell Loggains\* (off. coord.), Steve Watterson (asst. head coach/strength & cond.), Steve Brown (asst. secondary), Frank Bush (LB), Jonathan Gannon (def. asst./qual. ctl.), Nate Kaczor (asst. off. line), Alan Lowry (ST), Bruce Matthews (OL), Brett Maxie (secondary), Keith Millard (def. asst./pass rush specialist), Chet Parlavocchio (ST asst.), Dave Ragone (WR), Tracy Rucker (DL), Jim Skipper (RB), Arthur Smith (off. asst./qual. ctl.), John Zernhelt (TE)

\* Palmer was offensive coordinator for first 11 games; Loggains was quarterbacks coach/passing game for first 11 games and offensive coordinator for final five games.

### AMERICAN FOOTBALL CONFERENCE STANDINGS

AFC EAST	W	L	T	Pct
New England	12	4	0	.750
Miami	7	9	0	.438
New York Jets	6	10	0	.375
Buffalo	6	10	0	.375
AFC NORTH	W	L	T	Pct
Baltimore	10	6	0	.625
* Cincinnati				

## 2011 SEASON (9-7 REGULAR SEASON, 0-0 PLAYOFFS) • 2ND PLACE AFC SOUTH

DATE	OPPONENT	SCORE	W/L	ATT
Sep. 11	at Jacksonville	14-16	L	61,619
Sep. 18	BALTIMORE	26-13	W	69,143
Sep. 25	DENVER	17-14	W	69,143
Oct. 2	at Cleveland	31-13	W	66,240
Oct. 9	at Pittsburgh	17-38	L	63,875
Oct. 16	BYE			
Oct. 23	HOUSTON	7-41	L	69,143
Oct. 30	INDIANAPOLIS	27-10	W	69,143
Nov. 6	CINCINNATI	17-24	L	69,143
Nov. 13	at Carolina	30-3	W	72,409
Nov. 20	at Atlanta	17-23	L	68,164
Nov. 27	TAMPA BAY	23-17	W	69,143
Dec. 4	at Buffalo	23-17	W	56,463
Dec. 11	NEW ORLEANS	17-22	L	69,143
Dec. 18	at Indianapolis	13-27	L	64,271
Dec. 24	JACKSONVILLE	23-17	W	69,143
Jan. 1	at Houston	23-22	W	71,512

	TITANS	OPP
<b>Total First Downs</b>	<b>281</b>	<b>324</b>
Rushing	71	111
Passing	185	187
Penalty	25	26
<b>3rd Down: Made/Att</b>	<b>80/218</b>	<b>96/236</b>
<b>3rd Down Pct.</b>	<b>36.7</b>	<b>40.7</b>
<b>4th Down: Made/Att</b>	<b>10/14</b>	<b>8/20</b>
<b>4th Down Pct.</b>	<b>71.4</b>	<b>40.0</b>
<b>Possession Avg.</b>	<b>27:52</b>	<b>32:08</b>
<b>Total Net Yards</b>	<b>5361</b>	<b>5682</b>
Avg. Per Game	335.1	355.1
Total Plays	984	1080
Avg. Per Play	5.4	5.3
<b>Net Yards Rushing</b>	<b>1438</b>	<b>2053</b>
Avg. Per Game	89.9	128.3
Total Rushes	376	461
<b>Net Yards Passing</b>	<b>3923</b>	<b>3629</b>
Avg. Per Game	245.2	226.8
Sacked/Yards Lost	24/190	28/180
Gross Yards	4113	3809
Att./Completions	584/353	591/369
Completion Pct.	60.4	62.4
Had Intercepted	14	11
<b>Punts/Average</b>	<b>86/43.6</b>	<b>83/43.7</b>
<b>Net Punting Avg.</b>	<b>86/39.4</b>	<b>83/36.4</b>
<b>Penalties/Yards</b>	<b>104/960</b>	<b>99/812</b>
<b>Fumbles/Ball Lost</b>	<b>17/8</b>	<b>20/12</b>
<b>Touchdowns</b>	<b>34</b>	<b>34</b>
Rushing	8	10
Passing	22	21
Returns	4	3

BY PERIODS	1	2	3	4	OT	PTS
Team	57	110	67	91	0	325
Opponents	64	79	74	100	0	317

SCORING	TD	RU	PA	RT	PAT	FG	S	TP
Bironas	0	0	0	0	34/34	29/32	0	121
Washington	8	1	7	0	0	0	0	48
Williams	5	0	5	0	0	0	0	30
C. Johnson	4	4	0	0	0	0	0	24
Britt	3	0	3	0	0	0	0	18
Cook	3	0	3	0	0	0	0	18
Avery	1	0	1	0	0	0	0	6
Babineaux	1	0	0	1a	0	0	0	6
Campbell	1	0	0	1d	0	0	0	6
D. Graham	1	0	1	0	0	0	0	6
Harper	1	1	0	0	0	0	0	6
L. Hawkins	1	0	1	0	0	0	0	6
Locker	1	1	0	0	0	0	0	6
Mariani	1	0	0	1c	0	0	0	6
McCourty	1	0	0	1b	0	0	0	6
Ringer	1	1	0	0	0	0	0	6
Stevens	1	0	1	0	0	0	0	6
<b>Team</b>	<b>34</b>	<b>8</b>	<b>22</b>	<b>4</b>	<b>34/34</b>	<b>29/32</b>	<b>0</b>	<b>325</b>
<b>Opponents</b>	<b>34</b>	<b>10</b>	<b>21</b>	<b>3</b>	<b>32/32</b>	<b>27/28</b>	<b>0</b>	<b>317</b>

**2-Pt Conversions:** Titans 0-0, Opponents 0-2

**FUM/Lost:** Hasselbeck 4/1, C. Johnson 3/1, Cook 2/2, Amato 1/0, Britt 1/1, Campbell 1/0, Hall 1/1, Harper 1/1, L. Hawkins 1/0, Mariani 1/0, Ringer 1/1

RUSHING	No	Yds	Avg	Lg	TD
C. Johnson	262	1047	4.0	48t	4
Ringer	59	185	3.1	25	1
Locker	8	56	7.0	17	1
Hasselbeck	20	52	2.6	21	0
Harper	17	44	2.6	12	1

PASSING	Att	Cmp	Pct	Yards	Yds/Att	TD	Int	Lg	Sk/Yds	Rating
Hasselbeck	518	319	61.6	3571	6.89	18	14	80t	19/153	82.4
Locker	66	34	51.5	542	8.21	4	0	54	5/37	99.4
<b>Team</b>	<b>584</b>	<b>353</b>	<b>60.4</b>	<b>4113</b>	<b>7.04</b>	<b>22</b>	<b>14</b>	<b>80t</b>	<b>24/190</b>	<b>84.4</b>
<b>Opponents</b>	<b>591</b>	<b>369</b>	<b>62.4</b>	<b>3809</b>	<b>6.45</b>	<b>21</b>	<b>11</b>	<b>78t</b>	<b>28/180</b>	<b>85.1</b>

Hall	6	24	4.0	12	0
Kern	1	21	21.0	21	0
Washington	2	5	2.5	3t	1
Mariani	1	4	4.0	4	0
<b>Team</b>	<b>376</b>	<b>1438</b>	<b>3.8</b>	<b>48t</b>	<b>8</b>
<b>Opponents</b>	<b>461</b>	<b>2053</b>	<b>4.5</b>	<b>80t</b>	<b>10</b>

RECEIVING	No	Yds	Avg	Lg	TD
Washington	74	1023	13.8	57	7
C. Johnson	57	418	7.3	34	0
Cook	49	759	15.5	80t	3
L. Hawkins	47	470	10.0	32	1
Williams	45	592	13.2	54	5
Ringer	28	187	6.7	18	0
Britt	17	289	17.0	80t	3
Stevens	9	166	18.4	58	1
Hall	9	46	5.1	10	0
Mariani	5	24	4.8	6	0
Harper	4	32	8.0	21	0
Avery	3	45	15.0	23	1
Q. Johnson	3	30	10.0	13	0
D. Graham	2	25	12.5	21	1
Amano	1	7	7.0	7	0
<b>Team</b>	<b>353</b>	<b>4113</b>	<b>11.7</b>	<b>80t</b>	<b>22</b>
<b>Opponents</b>	<b>369</b>	<b>3809</b>	<b>10.3</b>	<b>78t</b>	<b>21</b>

INTERCEPTIONS	No	Yds	Avg	Lg	TD
McCourty	2	52	26.0	30	0
Griffin	2	0	0.0	0	0
Babineaux	1	97	97.0	97t	1
Finnegan	1	8	8.0	8	0
Hope	1	7	7.0	7	0
Witherspoon	1	7	7.0	7	0
Ruud	1	4	4.0	4	0
Verner	1	4	4.0	4	0
McCarthy	1	0	0.0	0	0
<b>Team</b>	<b>11</b>	<b>179</b>	<b>16.3</b>	<b>97t</b>	<b>1</b>
<b>Opponents</b>	<b>14</b>	<b>167</b>	<b>11.9</b>	<b>38t</b>	<b>3</b>

PUNTING	No	Yds	Avg	Net	TB	In	Lg	B
Kern	86	3747	43.6	39.4	7	31	64	0
<b>Team</b>	<b>86</b>	<b>3747</b>	<b>43.6</b>	<b>39.4</b>	<b>7</b>	<b>31</b>	<b>64</b>	<b>0</b>
<b>Opponents</b>	<b>83</b>	<b>3628</b>	<b>43.7</b>	<b>36.4</b>	<b>6</b>	<b>22</b>	<b>65</b>	<b>2</b>

PUNT RETURNS	No	FC	Yds	Avg	Lg	TD
Mariani	46	18	490	10.7	79t	1
Campbell	1	0	0	0.0	0	0
<b>Team</b>	<b>47</b>	<b>18</b>	<b>490</b>	<b>10.4</b>	<b>79t</b>	<b>1</b>
<b>Opponents</b>	<b>36</b>	<b>23</b>	<b>221</b>	<b>6.1</b>	<b>30</b>	<b>0</b>

KICKOFF RETURNS	No	Yds	Avg	Lg	TD
Mariani	32	748	23.4	49	0
Campbell	0	84	---	84t	1
<b>Team</b>	<b>32</b>	<b>832</b>	<b>26.0</b>	<b>100t</b>	<b>1</b>
<b>Opponents</b>	<b>30</b>	<b>680</b>	<b>22.7</b>	<b>77</b>	<b>0</b>

FIELD GOALS	1-19	20-29	30-39	40-49	50+
Bironas	0/0	5/5	9/10	9/10	6/7
<b>Team</b>	<b>0/0</b>	<b>5/5</b>	<b>9/10</b>	<b>9/10</b>	<b>6/7</b>
<b>Opponents</b>	<b>2/2</b>	<b>11/11</b>	<b>5/5</b>	<b>7/7</b>	<b>2/3</b>

**Bironas/Titans:** (66N) (34N,25G,43G,39G,33G) (46G) (39G) (29G) (1) (51G,50G) (43G) (38G,36G,49G) (46G) (42N,31G,52G,38G) (48G,27G,44G) (43G) (53G,21G) (51G,51G,35G) (21G,43G,33G)

**OPP:** (48G,21G,45G) (41G,29G) (1) (48G,51G) (19G) (32G,29G) (22G) (36G) (50N,29G) (19G,33G,24G) (43G) (27G) (25G,29G,22G) (47G,40G) (39G) (52G,37G,22G)

**SACKS**  
Klug 7, Ball 4, Jones 3, Casey 2.5, Morgan 2.5, Ayers 2, Witherspoon 2, Hayes 1.5, Finnegan 1, McCourty 1, S. Smith 1, Marks 0.5  
**Titans 28, Opponents 24**

**TACKLES (Solo-Assists-Total)**  
Babineaux (81-36-117), McCourty (85-22-107), Griffin (70-26-96), Finnegan (71-24-95), Ayers (66-22-88), McCarthy (61-15-76), Casey (41-33-74), Ruud (51-17-68), Witherspoon (51-11-62), Ball (29-26-55), Verner (29-21-50), Jones (24-24-48), Morgan (23-24-47), S. Smith (20-24-44), Marks (18-26-44), Hope (25-8-33), Klug (18-14-32), Hayes (14-15-29), Sheppard (7-9-16), McRath (11-3-14), Hawkins (9-2-11), A. Smith (4-0-4), Clayton (1-2-3), Shaw (2-0-2), Amato (0-0-0), Bailey (0-0-0), Campbell (0-0-0)  
**Team Totals: 404-811-1,215**

### USUAL STARTING LINEUP

#### OFFENSE

- WR Nate Washington (85)
- LT Michael Roos (71)
- LG Leroy Harris (64)
- C Eugene Amano (54)
- RG Jake Scott (73)
- RT David Stewart (76)
- TE Craig Stevens (88)
- WR Damian Williams (17)
- FB Ahmard Hall (45)
- QB Matt Hasselbeck (8)
- RB Chris Johnson (28)

#### DEFENSE

- LE Derrick Morgan (90)/Dave Ball (98)
- LT Jurrell Casey (99)
- RT Sen'Derrick Marks (94)
- RE Jason Jones (91)
- LLB Akeem Ayers (56)
- MLB Colin McCarthy (52)/Barrett Ruud (55)
- RLB Will Witherspoon (92)
- LCB Jason McCourty (30)
- RCB Cortland Finnegan (31)
- SS Jordan Babineaux (26)
- FS Michael Griffin (33)

#### SPECIALISTS

- K Rob Bironas (2)
- P Brett Kern (6)
- KR/PR Marc Mariani (83)

#### Pro Bowl

All-Pro

**GM:** Mike Reinfeldt; **Head Coach:** Mike Munchak  
**Asst. Coaches:** Jerry Gray (def. coord.), Chris Palmer (off. coord.), Steve Watterson (asst. head coach/strength & cond.), Frank Bush (LB), Curtis Fuller (asst. secondary) Dowell Loggains (QB/passing game), Charles London (off. asst./qual. ct.), Alan Lowry (ST), Bruce Matthews (OL), Dave McGinnis (senior asst.), Chet Parlavecchio (ST asst.), Dave Ragone (WR), Marcus Robertson (secondary), Tracy Rocker (DL), Jim Skipper (RB), Arthur Smith (def. asst./qual. ct.), Art Valero (asst. OL), John Zernheilt (TE)

### AMERICAN FOOTBALL CONFERENCE STANDINGS

AFC EAST	W	L	T	Pct
New England	13	3	0	.813
New York Jets	8	8	0	.500
Miami	6	10	0	.375
Buffalo	6	10	0	.375
AFC NORTH	W	L	T	Pct
Baltimore	12	4	0	.750
* Pittsburgh	12	4	0	.750
* Cincinnati	9	7	0	.563
Cleveland	4	12	0	.250
AFC SOUTH	W	L	T	Pct
Houston	10	6	0	.625
<b>Tennessee</b>	<b>9</b>	<b>7</b>	<b>0</b>	<b>.563</b>
Jacksonville	5	11	0	.313
Indianapolis	2	14	0	.125
AFC WEST	W	L	T	Pct
Denver	8	8	0	.500
San Diego	8	8	0	.500
Oakland	8	8	0	.500
Kansas City	7	9	0	.438

### NATIONAL FOOTBALL CONFERENCE STANDINGS

NFC EAST	W	L	T	Pct
New York Giants	9	7	0	.563
Philadelphia	8			

# 2010 SEASON (6-10 REGULAR SEASON, 0-0 PLAYOFFS) • 4TH PLACE AFC SOUTH

DATE	OPPONENT	SCORE	W/L	ATT
Sep. 12	OAKLAND	38-13	W	69,143
Sep. 19	PITTSBURGH	11-19	L	69,143
Sep. 26	at New York Giants	29-10	W	79,386
Oct. 3	DENVER	20-26	L	69,143
Oct. 10	at Dallas	34-27	W	90,616
Oct. 18	at Jacksonville	30-3	W	63,625
Oct. 24	PHILADELPHIA	37-19	W	69,143
Oct. 31	at San Diego	25-33	L	59,260
Nov. 7	BYE			
Nov. 14	at Miami	17-29	L	65,585
Nov. 21	WASHINGTON	16-19*	L	69,143
Nov. 28	at Houston	0-20	L	70,855
Dec. 5	JACKSONVILLE	6-17	L	69,143
Dec. 9	INDIANAPOLIS	28-30	L	69,143
Dec. 19	HOUSTON	31-17	W	69,143
Dec. 26	at Kansas City	14-34	L	65,606
Jan. 2	at Indianapolis	20-23	L	67,188

	TITANS	OPP
<b>Total First Downs</b>	<b>252</b>	<b>356</b>
Rushing	73	107
Passing	155	214
Penalty	24	35
3rd Down: Made/Att	71/204	104/242
3rd Down Pct.	34.8	43.0
4th Down: Made/Att	8/14	9/22
4th Down Pct.	57.1	40.9
<b>Possession Avg.</b>	<b>25:54</b>	<b>34:06</b>
<b>Total Net Yards</b>	<b>4834</b>	<b>5883</b>
Avg. Per Game	302.1	367.7
Total Plays	907	1139
Avg. Per Play	5.3	5.2
<b>Net Yards Rushing</b>	<b>1727</b>	<b>1851</b>
Avg. Per Game	107.9	115.7
Total Rushes	406	474
<b>Net Yards Passing</b>	<b>3107</b>	<b>4032</b>
Avg. Per Game	194.2	252.0
Sacked/Yards Lost	27/171	40/272
Gross Yards	3278	4304
Att./Completions	474/273	625/410
Completion Pct.	57.6	65.6
Had Intercepted	15	17
<b>Punts/Average</b>	<b>77/42.9</b>	<b>61/42.9</b>
<b>Net Punting Avg.</b>	<b>77/39.1</b>	<b>61/34.6</b>
<b>Penalties/Yards</b>	<b>128/1040</b>	<b>114/1039</b>
<b>Fumbles/Ball Lost</b>	<b>22/14</b>	<b>25/8</b>
<b>Touchdowns</b>	<b>40</b>	<b>32</b>
Rushing	13	7
Passing	24	23
Returns	3	2

BY PERIODS	1	2	3	4	OT	PTS
<b>Team</b>	<b>79</b>	<b>92</b>	<b>83</b>	<b>102</b>	<b>0</b>	<b>356</b>
<b>Opponents</b>	<b>65</b>	<b>130</b>	<b>65</b>	<b>76</b>	<b>3</b>	<b>339</b>

SCORING	TD	RU	PA	RT	PAT	FG	S	TP
Bironas	0	0	0	0	38/38	24/26	0	110
C. Johnson	12	11	1	0	0	0	0	72
Britt	9	0	9	0	0	0	0	56
Washington	6	0	6	0	0	0	0	36
Moss LG	5	0	5	0	0	0	0	30
Scaife	4	0	4	0	0	0	0	24
Mariani	2	0	0	2	0	0	0	12
Ringer	2	2	0	0	0	0	0	12
Stevens	2	0	2	0	0	0	0	12
Cook	1	0	1	0	0	0	0	6
Finnegan	1	0	0	1	0	0	0	6
Gage	1	0	1	0	0	0	0	6
Schommer	0	0	0	0	0	0	1	2
<b>Team</b>	<b>40</b>	<b>13</b>	<b>24</b>	<b>3</b>	<b>38/38</b>	<b>24/26</b>	<b>2</b>	<b>356</b>
<b>Opponents</b>	<b>32</b>	<b>7</b>	<b>23</b>	<b>2</b>	<b>30/30</b>	<b>39/48</b>	<b>0</b>	<b>339</b>

2-Pt Conversions: Britt, Titans 1-2, Opponents 0-2

FUM/Lost: Young 6/4, K. Collins 5/3, C. Johnson 3/2, Mariani 3/2, Scaife 2/1, Amano 1/0, Amato 1/1, Britt 1/1

RUSHING	No	Yds	Avg	Lg	TD
C. Johnson	316	1364	4.3	76t	11
Ringer	51	239	4.7	54	2
Young	25	125	5.0	20	0
Williams	1	5	5.0	5	0
K. Collins	10	1	0.1	4	0
Hall	1	1	1.0	1	0
Kern	1	0	0.0	0	0
Washington	1	-8	-8.0	-8	0
<b>Team</b>	<b>406</b>	<b>1727</b>	<b>4.3</b>	<b>76t</b>	<b>13</b>
<b>Opponents</b>	<b>474</b>	<b>1851</b>	<b>3.9</b>	<b>37</b>	<b>7</b>

PASSING	Att	Cmp	Pct	Yards	Yds/Att	TD	Int	Lg	Sk/Yds	Rating
K. Collins	278	160	57.6	1823	6.56	14	8	80t	13/91	82.2
Young	156	93	59.6	1255	8.04	10	3	71t	13/80	98.6
Smith	40	20	50.0	200	5.00	0	4	52	1/0	25.0
<b>Team</b>	<b>474</b>	<b>273</b>	<b>57.6</b>	<b>3278</b>	<b>6.92</b>	<b>24</b>	<b>15</b>	<b>80t</b>	<b>27/171</b>	<b>82.6</b>
<b>Opponents</b>	<b>625</b>	<b>410</b>	<b>65.6</b>	<b>4304</b>	<b>6.89</b>	<b>23</b>	<b>17</b>	<b>75t</b>	<b>40/272</b>	<b>86.4</b>

RECEIVING	No	Yds	Avg	Lg	TD
C. Johnson	44	245	5.6	25	1
Britt	42	775	18.5	80t	9
Washington	42	687	16.4	71t	6
Scaife	36	318	8.8	30	4
Cook	29	361	12.4	36	1
Moss LG	28	393	14.0	37t	5
Moss TM	6	80	13.3	26	0
Gage	20	266	13.3	30	1
Williams	16	219	13.7	39	0
Hall	15	100	6.7	19	0
Stevens	11	122	11.1	28	2
Ringer	7	44	6.3	9	0
L. Hawkins	5	61	12.2	24	0
<b>Team</b>	<b>273</b>	<b>3278</b>	<b>12.0</b>	<b>80t</b>	<b>24</b>
<b>Opponents</b>	<b>410</b>	<b>4304</b>	<b>10.5</b>	<b>75t</b>	<b>23</b>

INTERCEPTIONS	No	Yds	Avg	Lg	TD
Griffin	4	50	12.5	28	0
Verner	3	41	13.7	19	0
Finnegan	2	41	20.5	41t	1
McCourty	2	11	5.5	11	0
Witherspoon	2	11	5.5	9	0
Hope	1	32	32.0	32	0
Tulloch	1	18	18.0	18	0
Fuller	1	0	0.0	0	0
Marks	1	-6	-6.0	-6	0
<b>Team</b>	<b>17</b>	<b>198</b>	<b>11.6</b>	<b>41t</b>	<b>1</b>
<b>Opponents</b>	<b>15</b>	<b>120</b>	<b>8.0</b>	<b>54t</b>	<b>1</b>

PUNTING	No	Yds	Avg	Net	TB	In	Lg	B
Kern	77	3302	42.9	39.1	4	24	68	0
<b>Team</b>	<b>77</b>	<b>3302</b>	<b>42.9</b>	<b>39.1</b>	<b>4</b>	<b>24</b>	<b>68</b>	<b>0</b>
<b>Opponents</b>	<b>61</b>	<b>2618</b>	<b>42.9</b>	<b>34.6</b>	<b>9</b>	<b>15</b>	<b>68</b>	<b>1</b>

PUNT RETURNS	No	FC	Yds	Avg	Lg	TD
Mariani	27	17	329	12.2	87t	1
<b>Team</b>	<b>27</b>	<b>17</b>	<b>329</b>	<b>12.2</b>	<b>87t</b>	<b>1</b>
<b>Opponents</b>	<b>35</b>	<b>16</b>	<b>214</b>	<b>6.1</b>	<b>29</b>	<b>0</b>

KICKOFF RETURNS	No	Yds	Avg	Lg	TD
Mariani	60	1530	25.5	98t	1
Hall	2	21	10.5	15	0
Cook	1	3	3.0	3	0
Gage	1	2	2.0	2	0
<b>Team</b>	<b>64</b>	<b>1556</b>	<b>24.3</b>	<b>98t</b>	<b>1</b>
<b>Opponents</b>	<b>56</b>	<b>1389</b>	<b>24.8</b>	<b>97t</b>	<b>1</b>

FIELD GOALS	1-19	20-29	30-39	40-49	50+
Bironas	0/0	6/6	8/9	8/8	2/3
<b>Team</b>	<b>0/0</b>	<b>6/6</b>	<b>8/9</b>	<b>8/8</b>	<b>2/3</b>
<b>Opponents</b>	<b>1/1</b>	<b>10/10</b>	<b>15/15</b>	<b>11/17</b>	<b>2/5</b>

**Bironas/Titans:** (43G) (21G) (48G,22G) (35N,55G,46G) (52G, 40G) (26G,33G,36G)(41G,38G,33G) (21G) (40G) (25G, 32G,40G) ( ) (37G,30G) ( ) (30G) ( ) (26G,42G,61N) **OPP:** (34G,30G,53N) (36G,34G,25G,27G) (53N,50G,44N) (36G,36G,35G,36G)(51G,44N,26G) (33G) (25G,46G,46G,28G) (34G,36G) (23G,28G,42G)(19G,51N,40G,42G,47N,48G) (35G,33G) (26G,49B,48N) (21G,28G,47G) (37G) (35G,47N,42G) (48G,44G,43G)

**SACKS**  
Babin 12.5, Ball 7, T. Brown 3.5, Jones 3.5, Ford 3, Witherspoon 3, Hayes 1.5, McRath 1.5, Morgan 1.5, Finnegan 1, Hope 1, Tulloch 1  
**Titans 40, Opponents 27**

**TACKLES (Solo-Assists-Total)**  
Tulloch (121-48-169), Griffin (99-54-153), Hope (85-48-133), Verner (76-27-103), Finnegan (76-24-100), Witherspoon (65-34-99), Babin (56-37-93), Ford (38-29-67), Jones (36-25-61), McRath (45-15-60), Ball (32-27-59), Haye (30-22-52), Marks (27-23-50), Hayes (27-22-49), McCourty (36-9-45), Brown (18-17-35), Fuller (22-10-32), Douglas (14-16-30), Shaw (7-4-11), Morgan (6-4-10), Sheppard (4-5-9), Winborn (4-4-8), Gordon (2-2-4), Mouton (3-0-3), Allred (2-1-3)  
**Team Totals: 931-507-1,438**

### USUAL STARTING LINEUP

**OFFENSE**  
WR Nate Washington (85)  
LT Michael Roos (71)  
LG Leroy Harris (64)  
C Eugene Amano (54)  
RG Jake Scott (73)  
RT David Stewart (76)  
TE Craig Stevens (88)/Bo Scaife (80)  
WR Justin Gage (12)/Kenny Britt (18)  
FB Ahmard Hall (45)  
QB Vince Young (10)/Kerry Collins (5)  
**RB Chris Johnson (28)**

**DEFENSE**  
**LE Jason Babin (93)**  
LT Jason Jones (91)  
RT Tony Brown (97)  
RE Dave Ball (98)  
LLB Gerald McRath (51)  
MLB Stephen Tulloch (55)  
RLB Will Witherspoon (92)  
LCB Alterraun Verner (20)  
RCB Cortland Finnegan (31)  
SS Chris Hope (24)  
**FS Michael Griffin (33)**

**SPECIALISTS**  
K Rob Bironas (2)  
P Brett Kern (6)  
PR/PR Marc Mariani (83)

**Pro Bowl**  
All-Pro

**GM:** Mike Reinfeldt; **Head Coach:** Jeff Fisher  
**Asst. Coaches:** Mike Heimerdinger (off. coord.), Chuck Cecil (def. coord.), Craig Johnson (asst. head coach/RB), Dave McGinnis (asst. head coach/LB), Steve Watterson (asst. head coach/strength & conditioning), Marty Galbraith (ST asst.), Fred Graves (WR), Tim Hauck (asst. secondary), Dowell Loggains (QB/passing game), Alan Lowry (ST), Mike Munchak (OL), Marcus Robertson (secondary), Rayna Stewart (def. asst./qual. ctl.), Jim Washburn (DL), Rachie Weissman (qual. control/off.), John Zernelt (TE)

### AMERICAN FOOTBALL CONFERENCE STANDINGS

AFC EAST	W	L	T	Pct
New England	14	2	0	.875
* New York Jets	11	5	0	.688
Miami	7	9	0	.438
Buffalo	4	12	0	.250
AFC NORTH	W	L	T	Pct
Pittsburgh	12	4	0	.750
* Baltimore	12	4	0	.750
Cleveland	5	11	0	.313
Cincinnati	4	12	0	.250
AFC SOUTH	W	L	T	Pct
Indianapolis	10	6	0	.625
Jacksonville	8	8	0	.500
Houston	6	10	0	.375
<b>Tennessee</b>	<b>6</b>	<b>10</b>	<b>0</b>	<b>.375</b>
AFC WEST	W	L	T	Pct
Kansas City	10	6	0	.625
San Diego	9	7	0	.563
Oakland	8	8	0	.500
Denver	4	12	0	.250

### NATIONAL FOOTBALL CONFERENCE STANDINGS

NFC EAST	W	L	T	Pct
Philadelphia	10	6	0	.625
New York Giants	10	6	0	.625
Dallas	6	10	0	.375
Washington	6	10	0	.375
NFC NORTH	W	L	T	Pct
Chicago	11	5	0	.688
* Green Bay	10	6	0	.625
Detroit	6	10	0	.375
Minnesota	6	10	0	.375
NFC SOUTH	W	L	T	Pct
Atlanta	13	3	0	.813
* New Orleans	11	5	0	.688
Tampa Bay	10	6	0	.625
Carolina	2	14	0	.125
NFC WEST	W	L	T	Pct
Seattle	7	9	0	.438
St. Louis	7	9	0	.438
San Francisco	6	10	0	.375
Arizona	5	11	0	.313

\* Wild Card for Playoffs



# 2009 SEASON (8-8 REGULAR SEASON, 0-0 PLAYOFFS) • 3RD PLACE AFC SOUTH

DATE	OPPONENT	SCORE	W/L	ATT
Sep. 10	at Pittsburgh	10-13*	L	65,110
Sep. 20	HOUSTON	31-34	L	69,143
Sep. 27	at NY Jets	17-24	L	75,863
Oct. 4	at Jacksonville	17-37	L	49,014
Oct. 11	INDIANAPOLIS	9-31	L	69,143
Oct. 18	at New England	0-59	L	68,756
Oct. 25	BYE			
Nov. 1	JACKSONVILLE	30-13	W	69,143
Nov. 8	at San Francisco	34-27	W	69,732
Nov. 15	BUFFALO	41-17	W	69,143
Nov. 23	at Houston	20-17	W	71,153
Nov. 29	ARIZONA	20-17	W	69,143
Dec. 6	at Indianapolis	17-27	L	66,321
Dec. 13	ST. LOUIS	47-7	W	69,143
Dec. 20	MIAMI	27-24*	W	69,143
Dec. 25	SAN DIEGO	17-42	L	69,143
Jan. 3	at Seattle	17-13	W	67,002

\* Overtime

	TITANS	OPP
<b>Total First Downs</b>	<b>288</b>	<b>323</b>
Rushing	115	89
Passing	154	210
Penalty	19	24
3rd Down: Made/Att	89/214	89/218
3rd Down Pct.	41.6	40.8
4th Down: Made/Att	12/22	12/17
4th Down Pct.	54.5	70.6
<b>Possession Avg.</b>	<b>28:27</b>	<b>31:33</b>
<b>Total Net Yards</b>	<b>5623</b>	<b>5850</b>
Avg. Per Game	351.4	365.6
Total Plays	990	1038
Avg. Per Play	5.7	5.6
<b>Net Yards Rushing</b>	<b>2592</b>	<b>1711</b>
Avg. Per Game	162.0	106.9
Total Rushes	499	402
<b>Net Yards Passing</b>	<b>3031</b>	<b>4139</b>
Avg. Per Game	189.4	258.7
Sacked/Yards Lost	15/73	32/224
Gross Yards	3104	4363
Att./Completions	476/271	604/404
Completion Pct.	56.9	66.9
Had Intercepted	15	20
<b>Punts/Average</b>	<b>69/43.4</b>	<b>76/44.3</b>
<b>Net Punting Avg.</b>	<b>69/38.7</b>	<b>76/39.5</b>
<b>Penalties/Yards</b>	<b>98/821</b>	<b>94/724</b>
<b>Fumbles/Ball Lost</b>	<b>27/16</b>	<b>20/7</b>
<b>Touchdowns</b>	<b>39</b>	<b>48</b>
Rushing	19	16
Passing	16	31
Returns	4	1

BY PERIODS	1	2	3	4	OT	PTS
<b>Titans</b>	<b>77</b>	<b>103</b>	<b>67</b>	<b>104</b>	<b>3</b>	<b>354</b>
<b>Opponents</b>	<b>82</b>	<b>169</b>	<b>77</b>	<b>71</b>	<b>3</b>	<b>402</b>

SCORING	TD	RU	PA	RT	PAT	FG	S	TP
Bironas	0	0	0	0	37/37	27/32	0	118
Johnson	16	14	2	0	0	0	0	98
Washington	6	0	6	0	0	0	0	36
Britt	3	0	3	0	0	0	0	18
Gage	3	0	3	0	0	0	0	18
Fuller	2	0	0	2	0	0	0	12
White	2	2	0	0	0	0	0	12
Young	2	2	0	0	0	0	0	12
Collins	1	1	0	0	0	0	0	6
Crumpler	1	0	1	0	0	0	0	6
Finnegan	1	0	0	1	0	0	0	6
Hood	1	0	0	1	0	0	0	6
Scaife	1	0	1	0	0	0	0	6
<b>Titans</b>	<b>39</b>	<b>19</b>	<b>16</b>	<b>4</b>	<b>37/37</b>	<b>27/32</b>	<b>0</b>	<b>354</b>
<b>Opp.</b>	<b>48</b>	<b>16</b>	<b>31</b>	<b>1</b>	<b>46/47</b>	<b>22/27</b>	<b>0</b>	<b>402</b>

2-Pt Conversions: Johnson, Titans 1-2, Opponents 1-1

FUM/Lost: Young 8/2, Mouton 4/2, Collins 3/2, Johnson 3/3, Hall 2/2, Britt 1/1, Crumpler 1/1, Finnegan 1/0, Pearman 1/1, Scaife 1/1, Washington 1/0, White 1/1

RUSHING	No	Yds	Avg	Lg	TD
Johnson	358	2006	5.6	91t	14
Young	55	281	5.1	44	2
White	64	222	3.5	11	2
Ringer	8	48	6.0	32	0
Collins	11	15	1.4	10t	1
Washington	2	15	7.5	14	0
Hall	1	5	5.0	5	0
<b>Team</b>	<b>499</b>	<b>2592</b>	<b>5.2</b>	<b>91t</b>	<b>19</b>
<b>Opponents</b>	<b>402</b>	<b>1711</b>	<b>4.3</b>	<b>80t</b>	<b>16</b>

PASSING	Att	Cmp	Pct	Yards	Yds/Att	TD	Int	Lg	Sk/Yds	Rating
Young	259	152	58.7	1879	7.25	10	7	66t	9/36	82.8
Collins	216	119	55.1	1225	5.67	6	8	69t	6/37	65.5
Johnson	1	0	0.0	0	0.00	0	0	---	0/0	39.6
<b>Team</b>	<b>476</b>	<b>271</b>	<b>56.9</b>	<b>3104</b>	<b>6.52</b>	<b>16</b>	<b>15</b>	<b>69t</b>	<b>15/73</b>	<b>74.8</b>
<b>Opponents</b>	<b>604</b>	<b>404</b>	<b>66.9</b>	<b>4363</b>	<b>7.22</b>	<b>31</b>	<b>20</b>	<b>72t</b>	<b>32/224</b>	<b>91.2</b>

RECEIVING	No	Yds	Avg	Lg	TD
Johnson	50	503	10.1	69t	2
Washington	47	569	12.1	35	6
Scaife	45	440	9.8	27	1
Britt	42	701	16.7	57	3
Gage	28	383	13.7	49	3
Crumpler	27	222	8.2	27	1
Hall	12	79	6.6	15	0
Cook	9	74	8.2	17	0
Hawkins	7	110	15.7	32	0
White	3	14	4.7	7	0
M. Jones	1	9	9.0	9	0
<b>Team</b>	<b>271</b>	<b>3104</b>	<b>11.5</b>	<b>69t</b>	<b>16</b>
<b>Opponents</b>	<b>404</b>	<b>4363</b>	<b>10.8</b>	<b>72t</b>	<b>31</b>

INTERCEPTIONS	No	Yds	Avg	Lg	TD
Finnegan	5	194	38.8	80	1
Hood	3	91	30.3	43	1
Fuller	3	71	23.7	45t	2
Bulluck	3	45	15.0	23	0
Hope	3	24	8.0	24	0
Harper	1	4	4.0	4	0
Griffin	1	3	3.0	3	0
McRath	1	1	1.0	1	0
<b>Team</b>	<b>20</b>	<b>433</b>	<b>21.7</b>	<b>80</b>	<b>4</b>
<b>Opponents</b>	<b>15</b>	<b>121</b>	<b>8.1</b>	<b>26</b>	<b>0</b>

PUNTING	No	Yds	Avg	Net	TB	In	Lg	B
Kern LG	64	2910	45.5	38.5	10	27	67	0
Kern TM	37	1665	45.0	41.4	4	18	67	0
Hodges TM	22	868	39.5	31.8	2	1	50	0
Hentrich	9	422	46.9	44.1	0	3	60	0
Bironas	1	40	40.0	40.0	0	0	40	0
<b>Team</b>	<b>69</b>	<b>2995</b>	<b>43.4</b>	<b>38.7</b>	<b>6</b>	<b>22</b>	<b>67</b>	<b>0</b>
<b>Opponents</b>	<b>76</b>	<b>3364</b>	<b>44.3</b>	<b>39.5</b>	<b>7</b>	<b>32</b>	<b>64</b>	<b>0</b>

PUNT RETURNS	No	FC	Yds	Avg	Lg	TD
Pearman	11	8	112	10.2	18	0
Kaesviharn	9	8	34	3.8	10	0
Mouton	6	3	37	6.2	15	0
Finnegan	4	1	14	3.5	11	0
M. Jones	3	2	23	7.7	15	0
<b>Team</b>	<b>33</b>	<b>22</b>	<b>220</b>	<b>6.7</b>	<b>18</b>	<b>0</b>
<b>Opponents</b>	<b>29</b>	<b>17</b>	<b>208</b>	<b>7.2</b>	<b>37</b>	<b>0</b>

KICKOFF RETURNS	No	Yds	Avg	Lg	TD
Britt	24	523	21.8	56	0
M. Jones	13	264	20.3	27	0
Ringer	9	181	20.1	25	0
Pearman	8	174	21.8	27	0
Griffin	6	143	23.8	31	0
Crumpler	3	20	6.7	15	0
McCourty	3	72	24.0	27	0
Hall	1	12	12.0	12	0
Mouton	1	14	14.0	14	0
Stevens	1	14	14.0	14	0
<b>Team</b>	<b>69</b>	<b>1417</b>	<b>20.5</b>	<b>56</b>	<b>0</b>
<b>Opponents</b>	<b>71</b>	<b>1714</b>	<b>24.1</b>	<b>99t</b>	<b>1</b>

FIELD GOALS	1-19	20-29	30-39	40-49	50+
Bironas	0/0	8/8	4/6	10/12	5/6
<b>Team</b>	<b>0/0</b>	<b>8/8</b>	<b>4/6</b>	<b>10/12</b>	<b>5/6</b>
<b>Opponents</b>	<b>0/0</b>	<b>9/9</b>	<b>8/9</b>	<b>4/6</b>	<b>1/3</b>

Bironas/Titans: (37N,31B,45G) (40G) (38G) (29G) (49G,43G,46G) (1) (48G,25G,45G) (21G,28G) (38G,60N,51G) (50G,49N,53G) (52G,24G) (20G) (27G,34G,36G,50G) (24G,46G) (46G) (47N,47G)  
 Opponents: (32G,33G) (38G,23G) (30G) (22G,50G,55N,33G) (23G) (39N,33G) (1) (40G,25G) (25G) (49N,26G,49N) (41G) (43G,52N,36G) (1) (23G,28G,45G) (1) (35G,20G)

**SACKS**  
 Ford 5.5, T. Brown 5, Hayes 4, J. Jones 4, Vanden Bosch 3, Hope 2, Tulloch 2, Fuller 1, Griffin 1, Kearse 1, Marks 1, Thornton 1, (group) 1, Hays 0.5  
**Titans 32, Opponents 15**

**TACKLES (Solo-Assists-Total)**  
 Tulloch (95-37-132), Bulluck (83-35-118), Griffin (62-46-108), Hope (70-25-95), Vanden Bosch (41-45-86), W. Hayes (51-31-82), Harper (69-8-77), Finnegan (57-19-76), Brown (36-25-61), Thornton (46-14-60), J. Haye (29-26-55), Vickerson (24-25-49), Ball (19-19-38), Ford (22-16-38), McRath (25-13-38), Fuller (25-8-33), McCourty (20-10-30), Marks (9-14-23), J. Jones (15-6-21), Hood (14-4-18), Mouton (9-8-17), Allred (6-9-15), Kaesviharn (10-3-13), Kearse (5-6-11), C. Williams (5-2-7), Amato (0-0-0), Kegl (0-0-0), Nickey (0-0-0)  
**Team Totals: 847-454-1,301**

## USUAL STARTING LINEUP

**OFFENSE**  
 WR Nate Washington (85)  
 LT Michael Roos (71)  
 LG Eugene Amaco (54)  
**C Kevin Mawae (68)**  
 RG Jake Scott (73)  
 RT David Stewart (76)  
 TE Bo Scaife (80)/Alge Crumpler (83)  
 WR Justin Gage (12)  
 FB Ahmad Hall (45)  
**QB Vince Young (10)**  
**RB Chris Johnson (28)**

**DEFENSE**  
 LE William Hayes (95)  
 LT Jovan Haye (75)  
 RT Tony Brown (97)  
**RE Kyle Vanden Bosch (93)**  
 LLB David Thornton (50)  
 MLB Stephen Tulloch (55)  
 RLB Keith Bulluck (53)  
 LCB Nick Harper (20)  
 RCB Cortland Finnegan (31)  
 SS Chris Hope (24)  
 FS Michael Griffin (33)

**SPECIALISTS**  
 K Rob Bironas (2)  
 P Brett Kern (6)

**Pro Bowl**  
 All-Pro  
**GM:** Mike Reinfeldt; **Head Coach:** Jeff Fisher  
**Asst. Coaches:** Mike Heimerdinger (off. coord.), Chuck Cecil (def. coord.), Dave McGinnis (asst. head coach/LB), Steve Watterson (asst. head coach/strength & conditioning), Earnest Byner (RB), Marty Galbraith (ST asst.), Fred Graves (WR), Tim Hauck (asst. secondary), Craig Johnson (QB), Dowell Loggains (off. qual. ctl.), Alan Lowry (ST), Mike Munchak (OL), Marcus Robertson (secondary), Rayna Stewart (def. asst./qual. ctl.), Jim Washburn (DL), Richie Wessman (off. asst.), John Zernelt (TE)

## AMERICAN FOOTBALL CONFERENCE STANDINGS

AFC EAST	W	L	T	Pct
New England	10	6	0	.625
* N.Y. Jets	9	7	0	.563
Miami	7	9	0	.438
Buffalo	6	10	0	.375
AFC NORTH	W	L	T	Pct
Cincinnati	10	6	0	.625
* Baltimore	9	7	0	.563
Pittsburgh	9	7	0	.563
Cleveland	5	11	0	.313
AFC SOUTH	W	L	T	Pct
Indianapolis	14	2	0	.875
Houston	9	7	0	.563
<b>Tennessee</b>	<b>8</b>	<b>8</b>	<b>0</b>	<b>.500</b>
Jacksonville	7	9	0	.438
AFC WEST	W	L	T	Pct
San Diego	13	3	0	.813
Denver	8	8	0	.500
Oakland	5	11	0	.3

# 2008 SEASON (13-3 REGULAR SEASON, 0-1 PLAYOFFS) • 1ST PLACE AFC SOUTH

DATE	OPPONENT	SCORE	W/L	ATT
Sep. 7	JACKSONVILLE	17-10	W	69,143
Sep. 14	at Cincinnati	24-7	W	65,540
Sep. 21	HOUSTON	31-12	W	69,143
Sep. 28	MINNESOTA	30-17	W	69,143
Oct. 5	at Baltimore	13-10	W	71,131
Oct. 12	BYE			
Oct. 19	at Kansas City	34-10	W	74,200
Oct. 27	INDIANAPOLIS	31-21	W	69,143
Nov. 2	GREEN BAY	19-16*	W	69,143
Nov. 9	at Chicago	21-14	W	62,124
Nov. 16	at Jacksonville	24-14	W	65,258
Nov. 23	NY JETS	13-34	L	69,143
Nov. 27	at Detroit	47-10	W	60,112
Dec. 7	CLEVELAND	28-9	W	69,143
Dec. 14	at Houston	12-13	L	70,831
Dec. 21	PITTSBURGH	31-14	W	69,143
Dec. 28	at Indianapolis	0-23	L	66,721
Jan. 10	BALTIMORE	10-13	L	69,143

\* Overtime

	TITANS	OPP
<b>Total First Downs</b>	<b>268</b>	<b>276</b>
Rushing	108	81
Passing	143	166
Penalty	17	29
3rd Down: Made/Att	78/216	79/226
3rd Down Pct.	36.1	35.0
4th Down: Made/Att	5/11	8/18
4th Down Pct.	45.5	44.4
<b>Possession Avg.</b>	<b>29:09</b>	<b>30:51</b>
<b>Total Net Yards</b>	<b>5018</b>	<b>4698</b>
Avg. Per Game	313.6	293.6
Total Plays	973	1022
Avg. Per Play	5.2	4.6
<b>Net Yards Rushing</b>	<b>2199</b>	<b>1502</b>
Avg. Per Game	137.4	93.9
Total Rushes	508	403
Avg. Per Play	4.3	3.7
<b>Net Yards Passing</b>	<b>2819</b>	<b>3196</b>
Avg. Per Game	176.2	199.8
Sacked/Yards Lost	12/83	44/262
Gross Yards	2902	3458
Att./Comp.	453/265	575/342
Completion Pct.	58.5	59.5
Had Intercepted	9	20
<b>Punts/Average</b>	<b>87/42.8</b>	<b>87/42.3</b>
<b>Net Punting Avg.</b>	<b>36.5</b>	<b>36.2</b>
<b>Penalties/Yards</b>	<b>108/855</b>	<b>93/750</b>
<b>Fumbles/Ball Lost</b>	<b>18/8</b>	<b>28/11</b>
<b>Touchdowns</b>	<b>41</b>	<b>25</b>
Rushing	24	12
Passing	13	12
Returns	4	1

BY PERIODS	1	2	3	4	OT	PTS
<b>Titans</b>	<b>63</b>	<b>119</b>	<b>67</b>	<b>123</b>	<b>3</b>	<b>375</b>
<b>Opponents</b>	<b>49</b>	<b>87</b>	<b>34</b>	<b>64</b>	<b>0</b>	<b>234</b>

SCORING	TD	RU	PA	RT	PAT	FG	S	TP
Bironas	0	0	0	0	40/40	29/33	0	127
White	15	15	0	0	0/0	0/0	0	90
Johnson	10	9	1	0	0/0	0/0	0	60
Gage	6	0	6	0	0/0	0/0	0	36
Hall	2	0	2	0	0/0	0/0	0	14
Scaife	2	0	2	0	0/0	0/0	0	12
Griffin	1	0	2	1	0/0	0/0	0	6
Ball	1	0	0	1	0/0	0/0	0	6
Jones	1	0	1	0	0/0	0/0	0	6
Finnegan	1	0	0	1	0/0	0/0	0	6
Bulluck	1	0	0	1	0/0	0/0	0	6
Crumpler	1	0	1	0	0/0	0/0	0	6
<b>Titans</b>	<b>41</b>	<b>24</b>	<b>13</b>	<b>4</b>	<b>40/40</b>	<b>29/33</b>	<b>0</b>	<b>375</b>
<b>Opponents</b>	<b>25</b>	<b>12</b>	<b>12</b>	<b>1</b>	<b>24/24</b>	<b>20/30</b>	<b>0</b>	<b>234</b>

2-point conversions: Hall, Titans 1-1, Opponents 0-1

**FUM/LOST:** Collins 5/1, Carr 2/0, McCareins 2/2, Young 2/0, Crumpler 1/0, Hall 1/1, Henrich 1/1, C. Johnson 1/1, Mawae 1/1, Scaife 1/0, White 1/1

RUSHING	No	Yds	Avg	Lg	TD
Johnson	251	1228	4.9	66t	9
White	200	773	3.9	80t	15
Ganther	9	61	6.8	22	0
Collins	25	49	2.0	17	0
Jones	2	35	17.5	28	0
Young	8	27	3.4	8	0
Hall	8	21	2.6	6	0
McCareins	2	8	4.0	4	0

PASSING	Att	Cmp	Pct	Yards	Yds/Att	TD	Int	Lg	Sk/Yds	Rating
K.Collins	415	242	58.3	2676	6.4	12	7	56t	8/60	80.2
V.Young	36	22	61.1	219	6.1	1	2	54	3/13	64.5
C.Simms	2	1	50.0	7	3.5	0	0	7	1/10	78.8
<b>Titans</b>	<b>453</b>	<b>265</b>	<b>58.5</b>	<b>2902</b>	<b>6.4</b>	<b>13</b>	<b>9</b>	<b>56t</b>	<b>12/83</b>	<b>78.8</b>
<b>Opponents</b>	<b>575</b>	<b>342</b>	<b>59.5</b>	<b>3458</b>	<b>6.0</b>	<b>12</b>	<b>20</b>	<b>65</b>	<b>44/262</b>	<b>69.2</b>

Henry	1	3	3.0	3	0
Henrich	2	-6	-3.0	0	0
<b>Titans</b>	<b>508</b>	<b>2199</b>	<b>4.3</b>	<b>80t</b>	<b>24</b>
<b>Opponents</b>	<b>403</b>	<b>1502</b>	<b>3.7</b>	<b>61t</b>	<b>12</b>

RECEIVING	No	Yds	Avg	Lg	TD
Scaife	58	561	9.7	44	2
Johnson	43	260	6.0	25	1
Jones	41	449	11.0	40	1
Gage	34	651	19.1	56t	6
McCareins	30	412	13.7	37	0
Crumpler	24	257	10.7	28	1
Hall	13	138	10.6	54	2
Hawkins	7	68	9.7	19	0
Ganther	6	43	7.2	15	0
White	5	16	3.2	7	0
Davis	2	31	15.5	21	0
Stevens	1	9	9.0	9	0
Williams	1	7	7.0	7	0
<b>Titans</b>	<b>265</b>	<b>2902</b>	<b>11.0</b>	<b>56t</b>	<b>13</b>
<b>Opponents</b>	<b>342</b>	<b>3458</b>	<b>10.1</b>	<b>65</b>	<b>12</b>

INTERCEPTIONS	No	Yds	Avg	Lg	TD
Griffin	7	172	24.6	83t	1
Finnegan	5	100	20.0	99t	1
Hope	4	53	13.3	39	0
Harper	2	11	5.5	15.0	0
Ball	1	15	15.0	15t	1
Carr	1	0	0.0	0	0
<b>Titans</b>	<b>20</b>	<b>351</b>	<b>17.6</b>	<b>99t</b>	<b>3</b>
<b>Opponents</b>	<b>9</b>	<b>88</b>	<b>9.8</b>	<b>33</b>	<b>0</b>

PUNTING	No	Yds	Avg	Net	TB	In	Lg	B
Henrich	87	3725	42.8	36.5	13	27	75	0
<b>Titans</b>	<b>87</b>	<b>3725</b>	<b>42.8</b>	<b>36.5</b>	<b>13</b>	<b>27</b>	<b>75</b>	<b>0</b>
<b>Opponents</b>	<b>87</b>	<b>3676</b>	<b>42.3</b>	<b>36.2</b>	<b>10</b>	<b>28</b>	<b>66</b>	<b>1</b>

PUNT RETURNS	No	FC	Yds	Avg	Lg	TD
Carr	32	20	323	10.1	44	0
Davis	2	1	6	3.0	9	0
<b>Titans</b>	<b>34</b>	<b>21</b>	<b>329</b>	<b>9.7</b>	<b>44</b>	<b>0</b>
<b>Opponents</b>	<b>32</b>	<b>20</b>	<b>290</b>	<b>9.1</b>	<b>34</b>	<b>0</b>

KICKOFF RETURNS	No	Yds	Avg	Lg	TD
Carr	35	984	28.1	52	0
Hawkins	7	130	18.6	23	0
Davis	4	119	29.8	33	0
Griffin	2	32	16.0	28	0
Hall	2	21	10.5	13	0
Johnson	1	17	17.0	17	0
Stevens	1	16	16.0	16	0
<b>Titans</b>	<b>52</b>	<b>1319</b>	<b>25.4</b>	<b>52</b>	<b>0</b>
<b>Opponents</b>	<b>61</b>	<b>1524</b>	<b>25.0</b>	<b>59</b>	<b>0</b>

FIELD GOALS	1-19	20-29	30-39	40-49	50+
Bironas	0-0	6-6	7-7	15-19	1-1
<b>Titans</b>	<b>0-0</b>	<b>6-6</b>	<b>7-7</b>	<b>15-19</b>	<b>1-1</b>
<b>Opponents</b>	<b>0-0</b>	<b>9-10</b>	<b>6-10</b>	<b>4-8</b>	<b>1-2</b>

**Bironas/Titans:** (47G) (34G) (44G) (20G, 32G, 49G) (35G, 26G) (49G, 46G) (34G, 44G, 43N, 48G) (31G, 25G, 22G, 47N, 41G) (49N) (32G) (43G, 49G) (49G, 41G, 45G, 43G) ( ) (26G, 23G, 51G, 34G) (42G) (48N)

**Opponents:** (37N,27G) (37N) (44G, 24G) (42G, 48N) (38G, 45N) (39N, 50N, 26G) ( ) (23G, 25G, 38G) (48B) ( ) (20G, 30G) (53G) (47G, 41G, 44N, 39G) (32G, 26N, 24G) (33N) (28G, 21G, 38G)

**SACKS**  
Haynesworth 8.5, Ford 7, J. Jones 5, Ball 4.5, Vanden Bosch 4.5, Brown 4, Kearsse 3.5, Vickerson 1.5, Finnegan 1, Griffin 1, Hayes 1, Hope 1, Tulloch 1, Bulluck 0.5  
**Titans 44, Opponents 12**

**TACKLES (Solo-Assists-Total)**  
Bulluck (83-37-120), Tulloch (62-36-98), Hope (71-22-93), Thornton (63-30-93), Griffin (49-32-81), Harper (70-10-80), Finnegan (61-18-79), Haynesworth (45-30-75), Brown (41-32-73), Ball (22-29-51), Jones (28-21-49), Kearsse (35-13-48), Vanden Bosch (16-30-46), Ford (27-18-45), Fuller (35-8-43), Carr (24-9-33), Fowler (14-13-27), Vickerson (10-13-23), Hayes (13-8-21), King (9-1-10), Allred (7-1-8), Nickey (3-3-6), Keglra (3-2-5), Stamer (1-1-2), Amato (0-0-0), Gordon (0-0-0), Hill (0-0-0), Williams (0-0-0)  
**Team Totals: 792-417-1209**

### USUAL STARTING LINEUP

#### OFFENSE

WR Justin McCareins (19)  
**LT Michael Roos (71)**  
LG Eugene Amano (54)  
**C Kevin Mawae (68)**  
RG Jake Scott (73)  
RT David Stewart (76)  
TE Alge Crumpler (83)  
WR Justin Gage (12)  
FB Ahmard Hall (45)  
**QB Kerry Collins (5)**  
**RB Chris Johnson (28)**

#### DEFENSE

LE Jevon Kearse (90)  
LT Tony Brown (97)  
**RT Albert Haynesworth (92)**  
RE Kyle Vanden Bosch (93)  
LLB David Thornton (50)  
MLB Stephen Tulloch (55)  
RLB Keith Bulluck (53)  
LCB Nick Harper (20)  
**RCB Cortland Finnegan (31)**  
**SS Chris Hope (24)**  
**FS Michael Griffin (33)**

#### SPECIALISTS

K Rob Bironas (2)  
P Craig Henrich (15)

#### Pro Bowl

All-Pro

**GM:** Mike Reinfeldt; **Head Coach:** Jeff Fisher  
**Asst. Coaches:** Mike Heimerdinger (off. coord.), Jim Schwartz (def. coord.), Dave McGinnis (asst. head coach/LB), Bart Andrus (off. asst.), Matt Burke (def. asst./qual. ct.), Earnest Byner (RB), Chuck Cecil (DB), Marty Galbraith (ST asst.), Fred Graves (WR), Craig Johnson (QB), Dowell Loggains (off. qual. ct.), Alan Lowry (ST), Mike Munchak (OL), Marcus Robertson (asst. secondary), Jim Washburn (DL), Steve Watterson (asst. head coach/strength & conditioning), John Zernhelt (TE)

### AMERICAN FOOTBALL CONFERENCE STANDINGS

AFC EAST	W	L	T	Pct
Miami	11	5	0	.688
New England	11	5	0	.688
N.Y. Jets	9	7	0	.563
Buffalo	7	9	0	.438
AFC NORTH	W	L	T	Pct
Pittsburgh	12	4	0	.750
* Baltimore	11	5	0	.688
Cincinnati	4	11	0	.281
Cleveland	4	12	0	.250
AFC SOUTH	W	L	T	Pct
<b>Tennessee</b>	<b>13</b>	<b>3</b>	<b>0</b>	<b>.813</b>
* Indianapolis	12	4	0	.750
Houston	8	8	0	.500
Jacksonville	5	11	0	.313
AFC WEST	W	L	T	Pct
San Diego	8	8	0	.500
Denver	8	8	0	.500
Oakland	5	11	0	.313
Kansas City	2	14	0	.125

### NATIONAL FOOTBALL CONFERENCE STANDINGS

NFC EAST	W	L	T	Pct
N.Y. Giants	12	4	0	.750

# 2007 SEASON (10-6 REGULAR SEASON, 0-1 PLAYOFFS) • 3RD PLACE AFC SOUTH

DATE	OPPONENT	SCORE	W/L	ATT
Sep. 9	at Jacksonville	13-10	W	65,437
Sep. 16	INDIANAPOLIS	20-22	L	69,143
Sep. 24	at New Orleans	31-14	W	70,002
Sep. 30	BYE			
Oct. 7	ATLANTA	20-13	W	69,143
Oct. 14	at Tampa Bay	10-13	L	65,347
Oct. 21	at Houston	38-36	W	70,734
Oct. 28	OAKLAND	13-9	W	69,143
Nov. 4	CAROLINA	20-7	W	69,143
Nov. 11	JACKSONVILLE	13-28	L	69,143
Nov. 19	at Denver	20-34	L	76,590
Nov. 25	at Cincinnati	6-35	L	65,489
Dec. 2	HOUSTON	28-20	W	69,143
Dec. 9	SAN DIEGO	17-23*	L	69,143
Dec. 16	at Kansas City	26-17	W	74,976
Dec. 23	N.Y. JETS	10-6	W	69,143
Dec. 30	at Indianapolis	16-10	W	57,202
Jan. 6	at San Diego	6-17	L	65,640

\* Overtime

	TITANS	OPP
<b>Total First Downs</b>	<b>306</b>	<b>268</b>
Rushing	118	80
Passing	171	165
Penalty	17	23
3rd Down: Made/Att	89/217	97/230
3rd Down Pct.	41.0	42.2
4th Down: Made/Att	2/11	8/16
4th Down Pct.	18.2	50.0
<b>Possession Avg.</b>	<b>31:38</b>	<b>28:22</b>
<b>Total Net Yards</b>	<b>4987</b>	<b>4665</b>
Avg. Per Game	311.7	291.6
Total Plays	1037	978
Avg. Per Play	4.8	4.8
<b>Net Yards Rushing</b>	<b>2109</b>	<b>1478</b>
Avg. Per Game	131.8	92.4
Total Rushes	543	369
Avg. Per Play	3.9	4.0
<b>Net Yards Passing</b>	<b>2878</b>	<b>3187</b>
Avg. Per Game	179.9	199.2
Sacked/Yards Lost	30/199	40/241
Gross Yards	3077	3428
Att./Comp.	464/288	569/349
Completion Pct.	62.1	61.3
Had Intercepted	17	22
<b>Punts/Average</b>	<b>73/41.9</b>	<b>81/44.6</b>
<b>Net Punting Avg.</b>	<b>36.5</b>	<b>37.6</b>
<b>Penalties/Yards</b>	<b>101/773</b>	<b>90/745</b>
<b>Fumbles/Ball Lost</b>	<b>32/17</b>	<b>26/12</b>
<b>Touchdowns</b>	<b>28</b>	<b>35</b>
Rushing	17	11
Passing	9	21
Returns	2	3

BY PERIODS	1	2	3	4	OT	PTS
<b>Titans</b>	<b>59</b>	<b>64</b>	<b>98</b>	<b>80</b>	<b>0</b>	<b>301</b>
<b>Opponents</b>	<b>65</b>	<b>78</b>	<b>64</b>	<b>84</b>	<b>6</b>	<b>297</b>

SCORING	TD	RU	PA	RT	PAT	FG	S	TP
Bironas	0	0	0	0	28/28	35/39	0	133
White	7	7	0	0	0/0	0/0	0	42
C.Brown	5	5	0	0	0/0	0/0	0	30
R.Williams	4	0	4	0	0/0	0/0	0	24
Young	3	3	0	0	0/0	0/0	0	18
Henry	2	2	0	0	0/0	0/0	0	12
Jones	2	0	2	0	0/0	0/0	0	12
Fuller	2	0	0	2	0/0	0/0	0	12
Gage	2	0	2	0	0/0	0/0	0	12
Scaife	1	0	1	0	0/0	0/0	0	6
<b>Titans</b>	<b>28</b>	<b>17</b>	<b>9</b>	<b>2</b>	<b>28/28</b>	<b>35/39</b>	<b>0</b>	<b>301</b>
<b>Opponents</b>	<b>35</b>	<b>11</b>	<b>21</b>	<b>3</b>	<b>31/33</b>	<b>18/25</b>	<b>0</b>	<b>297</b>

2-Pt Conversions: Titans 0-0, Opponents 1-1

FUM/LOST: Young 10/3, Davis 6/3, White 5/5, Mawae 2/1, Scaife 2/2, Bell 1/1, C. Brown 1/1, Bulluck 1/0, Collins 1/1, Gage 1/0, Griffin 1/0, B. Jones 1/0, M. Williams (LG) 1/1

RUSHING	No	Yds	Avg	Lg	TD
White	303	1110	3.7	28	7
C.Brown	102	462	4.5	42	5
Young	93	395	4.2	21	3
Henry	31	119	3.8	24	2
Jones	2	37	18.5	19	0
Davis	2	19	9.5	14	0
Hall	1	8	8.0	8	0
Barclay	1	3	3.0	3	0
Troupe	1	-1	-1.0	-1	0
Collins	3	-3	-1.0	-1	0

PASSING	Att	Cmp	Pct	Yards	Yds/Att	TD	Int	Lg	Sk/Yds	Rating
Young	382	238	62.3	2546	6.7	9	17	73	25/157	71.1
Collins	82	50	61.0	531	6.5	0	0	46	5/42	79.9
<b>Titans</b>	<b>464</b>	<b>268</b>	<b>62.1</b>	<b>3077</b>	<b>6.6</b>	<b>9</b>	<b>17</b>	<b>73</b>	<b>30/199</b>	<b>72.6</b>
<b>Opponents</b>	<b>569</b>	<b>349</b>	<b>61.3</b>	<b>3428</b>	<b>6.0</b>	<b>21</b>	<b>22</b>	<b>69t</b>	<b>40/241</b>	<b>74.5</b>

Hentrich	1	-8	-8.0	-8	0
Bell	1	-15	-15.0	-15	0
R.Williams	2	-17	-8.5	-6	0
<b>Titans</b>	<b>543</b>	<b>2109</b>	<b>3.9</b>	<b>42</b>	<b>17</b>
<b>Opponents</b>	<b>369</b>	<b>1478</b>	<b>4.0</b>	<b>62t</b>	<b>11</b>

RECEIVING	No	Yds	Avg	Lg	TD
Gage	55	750	13.6	73	2
R.Williams	55	719	13.1	48	4
Scaife	46	421	9.2	26	1
Moulds	32	342	10.7	46	0
Jones	21	248	11.8	35t	2
White	20	114	5.7	15	0
C.Brown	19	128	6.7	16	0
Hartstock	12	138	11.5	27	0
Hall	9	60	6.7	11	0
Henry	6	53	8.8	18	0
Troupe	5	47	9.4	13	0
Davis	5	38	7.6	13	0
Barclay	2	13	6.5	7	0
Ealy	1	6	6.0	6	0
<b>Titans</b>	<b>288</b>	<b>3077</b>	<b>10.7</b>	<b>73</b>	<b>9</b>
<b>Opponents</b>	<b>349</b>	<b>3428</b>	<b>9.8</b>	<b>69t</b>	<b>21</b>

INTERCEPTIONS	No	Yds	Avg	Lg	TD
Bulluck	5	63	12.6	35	0
Harper	3	62	20.7	32	0
Griffin	3	3	1.0	3	0
Fuller	2	137	68.5	76t	2
Hope	2	45	22.5	45	0
Lowry	2	18	9.0	17	0
Thornton	2	16	8.0	11	0
Finnegan	1	14	14.0	14	0
Hill	1	0	0.0	0	0
LaBoy	1	0	0.0	0	0
<b>Titans</b>	<b>22</b>	<b>358</b>	<b>16.3</b>	<b>76t</b>	<b>2</b>
<b>Opponents</b>	<b>17</b>	<b>116</b>	<b>6.8</b>	<b>23</b>	<b>0</b>

PUNTING	No	Yds	Avg	Net	TB	In	Lg	B
Hentrich	70	2939	42.0	36.5	6	24	66	0
Miller	3	121	40.3	37.0	0	1	52	0
<b>Titans</b>	<b>73</b>	<b>3060</b>	<b>41.9</b>	<b>36.5</b>	<b>6</b>	<b>25</b>	<b>66</b>	<b>0</b>
<b>Opponents</b>	<b>81</b>	<b>3615</b>	<b>44.6</b>	<b>37.6</b>	<b>10</b>	<b>23</b>	<b>70</b>	<b>0</b>

PUNT RETURNS	No	FC	Yds	Avg	Lg	TD
Davis	31	12	293	9.5	39	0
Jones	6	0	29	4.8	13	0
Barclay	3	1	34	11.3	19	0
Finnegan	2	3	11	5.5	9	0
<b>Titans</b>	<b>42</b>	<b>16</b>	<b>367</b>	<b>8.7</b>	<b>39</b>	<b>0</b>
<b>Opponents</b>	<b>31</b>	<b>16</b>	<b>274</b>	<b>8.8</b>	<b>80t</b>	<b>1</b>

KICKOFF RETURNS	No	Yds	Avg	Lg	TD
Griffin	18	422	23.4	48	0
Barclay	14	304	21.7	37	0
Henry	13	272	20.9	46	0
Davis	2	37	18.5	19	0
Troupe	2	21	10.5	12	0
Lowry	1	15	15.0	15	0
Hartsock	1	14	14.0	14	0
Cramer	1	13	13.0	13	0
<b>Titans</b>	<b>52</b>	<b>1098</b>	<b>21.1</b>	<b>48</b>	<b>0</b>
<b>Opponents</b>	<b>58</b>	<b>1404</b>	<b>24.2</b>	<b>76</b>	<b>0</b>

FIELD GOALS	1-19	20-29	30-39	40-49	50+
Bironas	0-0	10-12	12-12	9-10	4-5
<b>Titans</b>	<b>0-0</b>	<b>10-12</b>	<b>12-12</b>	<b>9-10</b>	<b>4-5</b>
<b>Opponents</b>	<b>0-0</b>	<b>7-8</b>	<b>5-6</b>	<b>3-5</b>	<b>3-6</b>

Bironas/Titans: (20G, 31G), (30G, 36G), (33G, 27N), (30G, 40G, 47N), (48G), (52G, 25G, 21G, 30G, 28G, 43G, 29G, 29G), (35G, 23G), (47G, 53G), (36G, 49G), (56G, 37G), (28G, 23G), (53N), (44G, 29N), (37G, 37G, 40G, 25G), (46G) (40G, 54G, 33G)  
 Opponents: (22G), (22G, 39G, 20G, 36N), (1), (32G, 53N, 28G, 48N, 50N), (23G, 43G), (1), (50G, 43G, 54G), (40N), (1), (21G, 39G), (26N), (45G, 50G), (20G), (36G), (51N), (37G)

SACKS
Vanden Bosch 12.0, Odom 8.0, Haynesworth 6.0, LaBoy 6.0, T.Brown 4.0, Finnegan 1.0, Fuller 1.0, Nickey 1.0, Thornton 1.0
<b>Titans 40.0, Opponents 30.0</b>

TACKLES (Solo-Assists-Total)  
 Thornton (97-43-140), Vanden Bosch (65-50-115), Bulluck (75-34-109), Finnegan (84-25-109), T.Brown (46-37-83), Harper (75-5-80), Fowler (42-31-73), Haynesworth (41-28-69), Hope (39-21-60), Lowry (41-20-61), Griffin (34-15-49), Odom (24-20-44), Starks (21-18-39), Tulloch (28-8-36), Fuller (27-8-35), LaBoy (15-5-20), Hill (13-1-14), Fisher (5-4-9), Veal (4-4-8), King (5-2-7), Conover (2-2-4), Herndon (3-0-3), Vickerson (2-1-3),

Gardner (1-0-1), Nickey (1-0-1), Simon (0-1-1), Amato (0-0-0), Mahelona (0-0-0), Woods (0-0-0)  
**Team Totals: 790-383-1173**

### USUAL STARTING LINEUP

#### OFFENSE

WR	Roydell Williams (86)
LT	Michael Roos (71)
LG	Jacob Bell (60)
C	Kevin Mawae (68)
RG	Benji Olson (75)
RT	David Stewart (76)
TE	Bo Scaife (80)
WR	Justin Gage (12)
TE	Ben Hartsock (88)
QB	Vince Young (10)
RB	LenDale White (25)

#### DEFENSE

LE	Antwan Odom (98)
LT	Tony Brown (97)
RT	Albert Haynesworth (92)
RE	Kyle Vanden Bosch (93)
LLB	David Thornton (50)
MLB	Ryan Fowler (52)
RLB	Keith Bulluck (53)
LCB	Nick Harper (20)
RCB	Cortland Finnegan (31)
SS	Chris Hope (24)
FS	Michael Griffin (33)

#### SPECIALISTS

K	Rob Bironas (2)
P	Craig Hentrich (15)

#### Pro Bowl

All-Pro

GM: Mike Reinfeldt; Head Coach: Jeff Fisher  
 Asst. Coaches: Norm Chow (off. coord.), Jim Schwartz (def. coord.), Dave McGinnis (Asst. head coach/LB), Sherman Smith (Asst. head coach/RB), Matt Burke (def. asst.), Chuck Cecil (DB), Marty Galbraith (ST asst.), Fred Graves (WR), Craig Johnson (QB), Alan Lowry (ST), Mike Munchak (OL), Marcus Robertson (Asst. Secondary), Jim Washburn (DL), Steve Watterson (strength & rehab.), John Zernhelt (TE)

### AMERICAN FOOTBALL CONFERENCE STANDINGS

AFC EAST	W	L	T	Pct
New England	16	0	0	1.000
Buffalo	7	9	0	.438
N.Y. Jets	4	12	0	.259
Miami	1	15	0	

# 2006 SEASON (8-8 REGULAR SEASON, 0-0 PLAYOFFS) • 2ND PLACE AFC SOUTH

DATE	OPPONENT	SCORE	W/L	ATT
Sep. 10	N.Y. JETS	16-23	L	69,143
Sep. 17	at San Diego	7-40	L	64,344
Sep. 24	at Miami	10-13	L	72,733
Oct. 1	DALLAS	14-45	L	69,143
Oct. 8	at Indianapolis	13-14	L	57,021
Oct. 15	at Washington	25-22	W	88,550
Oct. 22	BYE			
Oct. 29	HOUSTON	28-22	W	69,143
Nov. 5	at Jacksonville	7-37	L	66,524
Nov. 12	BALTIMORE	26-27	L	69,143
Nov. 19	at Philadelphia	31-13	W	69,232
Nov. 26	N.Y. GIANTS	24-21	W	69,143
Dec. 3	INDIANAPOLIS	20-17	W	69,143
Dec. 10	at Houston	26-20*	W	70,760
Dec. 17	JACKSONVILLE	24-17	W	69,143
Dec. 24	at Buffalo	30-29	W	54,765
Dec. 31	NEW ENGLAND	23-40	L	69,143

	TITANS	OPP
<b>Total First Downs</b>	<b>261</b>	<b>329</b>
Rushing	105	121
Passing	133	181
Penalty	23	27
3rd Down: Made/Att	67/205	90/221
3rd Down Pct.	32.7	40.7
4th Down: Made/Att	7/17	10/17
4th Down Pct.	41.2	58.8
<b>Possession Avg.</b>	<b>27:17</b>	<b>32:43</b>
<b>Total Net Yards</b>	<b>4810</b>	<b>5915</b>
Avg. Per Game	300.6	369.7
Total Plays	945	1062
Avg. Per Play	5.1	5.6
<b>Net Yards Rushing</b>	<b>2214</b>	<b>2313</b>
Avg. Per Game	138.4	144.6
Total Rushes	469	506
Avg. Per Play	4.7	4.6
<b>Net Yards Passing</b>	<b>2596</b>	<b>3602</b>
Avg. Per Game	162.3	225.1
Sacked/Yards Lost	29/152	26/148
Gross Yards	2748	3750
Att./Comp.	447/226	530/335
Completion Pct.	50.6	63.2
Had Intercepted	19	17
<b>Punts/Average</b>	<b>88/42.7</b>	<b>68/42.5</b>
<b>Net Punting Avg.</b>	<b>37.3</b>	<b>34.4</b>
<b>Penalties/Yards</b>	<b>94/803</b>	<b>102/906</b>
<b>Fumbles/Ball Lost</b>	<b>29/7</b>	<b>19/11</b>
<b>Touchdowns</b>	<b>36</b>	<b>46</b>
Rushing	15	20
Passing	13	24
Returns	8	2

BY PERIODS	1	2	3	4	OT	PTS
<b>Titans</b>	<b>52</b>	<b>87</b>	<b>81</b>	<b>98</b>	<b>6</b>	<b>324</b>
<b>Opponents</b>	<b>84</b>	<b>116</b>	<b>85</b>	<b>115</b>	<b>0</b>	<b>400</b>

SCORING	TD	RU	PA	RT	PAT	FG	S	TP
Bironas	0	0	0	0	32/32	22/28	0	98
Henry	7	7	0	0	0/0	0/0	0	44
Young	7	7	0	0	0/0	0/0	0	44
A.Jones	4	0	0	4	0/0	0/0	0	24
B.Jones	4	0	4	0	0/0	0/0	0	24
Bennett	3	0	3	0	0/0	0/0	0	20
Scaife	3	1	2	0	0/0	0/0	0	18
Troupe	2	0	2	0	0/0	0/0	0	12
Wade	2	0	2	0	0/0	0/0	0	12
T.Brown	1	0	0	1	0/0	0/0	0	6
Bulluck	1	0	0	1	0/0	0/0	0	6
Hope	1	0	0	1	0/0	0/0	0	6
Finnegan	1	0	0	1	0/0	0/0	0	6
<b>Titans</b>	<b>36</b>	<b>15</b>	<b>13</b>	<b>8</b>	<b>32/32</b>	<b>22/28</b>	<b>2</b>	<b>324</b>
<b>Opponents</b>	<b>46</b>	<b>20</b>	<b>24</b>	<b>2</b>	<b>41/44</b>	<b>27/33</b>	<b>0</b>	<b>400</b>

**2-Pt Conversions:** Bennett, Henry, Young,  
**Titans 3-3, Opponents 1-2**

RUSHING	No	Yds	Avg	Lg	TD
Henry	270	1211	4.5	70t	7
Young	83	552	6.7	39t	7
White	61	244	4.0	26	0
C.Brown	41	156	3.8	21	0
Hall	7	21	3.0	11	0
Scaife	1	13	13.0	13t	1
A.Jones	2	8	4.0	7	0
Roby	1	3	3.0	3	0
B.Jones	1	3	3.0	3	0

PASSING	Att	Cmp	Pct	Yards	Yds/Att	TD	Int	Lg	Sk/Yds	Rating
Young	357	184	51.5	2199	6.2	12	13	53	25/129	66.7
Collins	90	42	46.7	549	6.1	1	6	36	4/23	42.3
<b>Titans</b>	<b>447</b>	<b>226</b>	<b>50.6</b>	<b>2748</b>	<b>6.1</b>	<b>13</b>	<b>19</b>	<b>53</b>	<b>29/152</b>	<b>61.8</b>
<b>Opponents</b>	<b>530</b>	<b>335</b>	<b>63.2</b>	<b>3750</b>	<b>7.1</b>	<b>24</b>	<b>17</b>	<b>68t</b>	<b>26/148</b>	<b>86.0</b>

Givens	1	3	3.0	3	0
Nickey	1	0	0.0	0	0
<b>Titans</b>	<b>469</b>	<b>2214</b>	<b>4.7</b>	<b>70t</b>	<b>15</b>
<b>Opponents</b>	<b>506</b>	<b>2313</b>	<b>4.6</b>	<b>73</b>	<b>20</b>

RECEIVING	No	Yds	Avg	Lg	TD
Bennett	46	737	16.0	39	3
Wade	33	461	14.0	25	2
Scaife	29	370	12.8	34	2
B.Jones	27	384	14.2	53	4
Henry	18	78	4.3	12	0
Hall	15	138	9.2	28	0
White	14	60	4.3	13	0
Troupe	13	150	11.5	32	2
R.Williams	8	121	15.1	20	0
Givens	8	104	13.0	27	0
Hartsock	6	68	11.3	23	0
A.Jones	2	31	15.5	17	0
Roby	2	28	14.0	21	0
Cramer	2	8	4.0	6	0
C.Brown	2	4	2.0	4	0
Wallace	1	6	6.0	6	0
<b>Titans</b>	<b>226</b>	<b>2748</b>	<b>12.2</b>	<b>53</b>	<b>13</b>
<b>Opponents</b>	<b>335</b>	<b>3750</b>	<b>11.2</b>	<b>68t</b>	<b>24</b>

INTERCEPTIONS	No	Yds	Avg	Lg	TD
Hope	5	105	21.0	61t	1
A.Jones	4	130	32.5	83t	1
Thompson	3	14	4.7	11	0
Hill	2	20	10.0	11	0
Simron	1	13	13.0	13	0
Bulluck	1	0	0.0	0	0
Tulloch	1	0	0.0	0	0
<b>Titans</b>	<b>17</b>	<b>282</b>	<b>16.6</b>	<b>83t</b>	<b>2</b>
<b>Opponents</b>	<b>19</b>	<b>250</b>	<b>13.2</b>	<b>55t</b>	<b>2</b>

PUNTING	No	Yds	Avg	Net	TB	In	Lg	B
Henrich	88	3760	42.7	37.3	10	32	73	0
<b>Titans</b>	<b>88</b>	<b>3760</b>	<b>42.7</b>	<b>37.3</b>	<b>10</b>	<b>32</b>	<b>73</b>	<b>0</b>
<b>Opponents</b>	<b>68</b>	<b>2888</b>	<b>42.5</b>	<b>34.4</b>	<b>4</b>	<b>18</b>	<b>61</b>	<b>1</b>

PUNT RETURNS	No	FC	Yds	Avg	Lg	TD
A.Jones	34	3	440	12.9	90t	3
Wade	3	3	27	9.0	18	0
<b>Titans</b>	<b>37</b>	<b>6</b>	<b>467</b>	<b>12.6</b>	<b>90t</b>	<b>3</b>
<b>Opponents</b>	<b>33</b>	<b>24</b>	<b>278</b>	<b>8.4</b>	<b>39</b>	<b>0</b>

KICKOFF RETURNS	No	Yds	Avg	Lg	TD
Wade	50	1194	23.9	48	0
A.Jones	20	521	26.1	70	0
Scaife	4	64	16.0	18	0
Cramer	3	37	12.3	21	0
White	1	14	14.0	14	0
Hartsock	1	5	5.0	5	0
<b>Titans</b>	<b>79</b>	<b>1835</b>	<b>23.2</b>	<b>70</b>	<b>0</b>
<b>Opponents</b>	<b>58</b>	<b>1263</b>	<b>21.8</b>	<b>52</b>	<b>0</b>

FIELD GOALS	1-19	20-29	30-39	40-49	50+
Bironas	0-0	10-11	7-7	4-8	1-2
<b>Titans</b>	<b>0-0</b>	<b>10-11</b>	<b>7-7</b>	<b>4-8</b>	<b>1-2</b>
<b>Opponents</b>	<b>1-1</b>	<b>10-11</b>	<b>6-10</b>	<b>10-10</b>	<b>0-1</b>

**Bironas/Titans:** ( ) ( ) (51N, 22G) (33G, 39G) (22G, 47G) (32G, 26G, 30G) ( ) ( ) (21G, 41N, 43B) (36G) (48N, 49G) (25G, 60G) (41G, 33G) (44N, 27G) (42G, 20G, 30G) (25G, 23N, 27G, 27G)  
**Opponents:** (18G, 34N, 30N) (28G, 31G, 35G, 44G) (40G, 30N, 39G) (26N, 43G) ( ) ( ) (27G) (47G, 21G, 39G) (27G, 40G) (42G, 38G) ( ) (53N, 20G) (49G, 46G) (43G) (21G, 36G, 45G, 21G, 24G) (28G, 26G, 33N)

**SACKS**  
Vanden Bosch 6.5, LaBoy 3.5, Starks 3.0, Bulluck 2.5, Haynesworth 2.0, Finnegan 2.0, T.Brown 1.5, Mahelona 1.0, A.Jones 1.0, Bockwoldt 1.0, Odom 0.5, Smith 0.5, Simron 0.5, Tulloch 0.5  
**Titans 26.0, Opponents 29.0**

**TACKLES (Solo-Assists-Total)**  
Bulluck (107-54-161), Hope (99-29-128), Thornton (93-29-122), Vanden Bosch (67-51-118), Simron (67-38-105), Thompson (58-19-77), Smith (43-33-76), P.Jones (54-13-67), Hill (41-18-59), Haynesworth (34-25-59), Finnegan (47-10-57), LaBoy (31-26-57), Starks (36-20-56), T. Brown (33-18-51), Tulloch (23-14-37), Conover (12-9-21), Mahelona (12-9-21), Fuller (11-4-15), Odom (9-6-15), Bockwoldt (4-3-7), Scott (2-3-5), Woolfolk (4-0-4), Savage (2-2-4), Amato (2-1-3), Reynolds (2-0-2), Lowry (0-1-1)  
**Team Totals: 893-435-1328**

### USUAL STARTING LINEUP

#### OFFENSE

WR Brandon Jones (81)  
LT Michael Roos (71)  
LG Jacob Bell (60)  
C Kevin Mawae (68)  
RG Benji Olson (75)  
RT David Stewart (76)  
TE Bo Scaife (80)  
WR Drew Bennett (83)  
FB Ahmad Hall (45)  
**QB Vince Young (10)**  
RB Travis Henry (20)

#### DEFENSE

LE Kyle Vanden Bosch (93)  
LT Robaire Smith (98)  
RT Albert Haynesworth (92)  
RE Travis LaBoy (91)  
LLB David Thornton (50)  
MLB Peter Simron (59)  
RLB Keith Bulluck (53)  
LCB Reynaldo Hill (21)  
RCB Pacman Jones (32)  
SS Chris Hope (24)  
FS Lamont Thompson (28)

#### SPECIALISTS

K Rob Bironas (2)  
P Craig Henrich (15)

#### Pro Bowl

##### All-Pro

**GM:** Floyd Reese; **Head Coach:** Jeff Fisher  
**Asst. Coaches:** Norm Chow (off. coord.), Jim Schwartz (def. coord.), Dave McGinnis (Asst. head coach/LB), Sherman Smith (Asst. head coach/RB), Matt Burke (def. asst.), Chuck Cecil (S/nickel), Marty Galbraith (ST asst.), Craig Johnson (QB), Alan Lowry (ST), Mike Munchak (OL), Ray Sherman (WR), Jim Washburn (DL), Steve Watterson (strength & rehab.), Everett Withers (DB), John Zernhelt (TE)

### AMERICAN FOOTBALL CONFERENCE STANDINGS

AFC EAST	W	L	T	Pct
New England	12	4	0	.750
* N.Y. Jets	10	6	0	.625
Buffalo	7	9	0	.438
Miami	6	10	0	.375
AFC NORTH	W	L	T	Pct
Baltimore	13	3	0	.812
Cincinnati	8	8	0	.500
Pittsburgh	8	8	0	.500
Cleveland	4	12	0	.250
AFC SOUTH	W	L	T	Pct
Indianapolis	12	4	0	.750
<b>Tennessee</b>	<b>8</b>	<b>8</b>	<b>0</b>	<b>.500</b>
Jacksonville	8	8	0	.500
Houston	6	10	0	.375
AFC WEST	W	L	T	Pct
San Diego	14	2	0	.875
* Kansas City	9	7	0	.562
Denver	9	7	0	.562
Oakland	2	14	0	.125

### NATIONAL FOOTBALL CONFERENCE STANDINGS

NFC EAST	W	L	T	Pct
Philadelphia	10	6	0	.625
* Dallas	9	7	0	.562
* N.Y. Giants	8	8	0	.500
Washington	5	11	0	.312
NFC NORTH	W	L	T	Pct
Chicago	13	3	0	.812
Green Bay	8	8	0	.500
Minnesota	6	10	0	.375
Detroit	3	13	0	.188
NFC SOUTH	W	L	T	Pct
New Orleans	10	6	0	.625
Carolina	8	8	0	.500
Atlanta	7	9	0	.438
Tampa Bay	4	12	0	.250
NFC WEST	W	L	T	Pct
Seattle	9	7	0	.562
St. Louis	8	8	0	.500
San Francisco	7	9	0	.438
Arizona	5	11	0	.312

\* Wild Card for Playoffs

# 2005 SEASON (4-12 REGULAR SEASON, 0-0 PLAYOFFS) • 3RD PLACE AFC SOUTH

DATE	OPPONENT	SCORE	W/L	ATT
Sep. 11	at Pittsburgh	7-34	L	62,931
Sep. 18	BALTIMORE	25-10	W	69,149
Sep. 25	at St. Louis	27-31	L	65,835
Oct. 2	INDIANAPOLIS	10-31	L	69,149
Oct. 9	at Houston	34-20	W	70,430
Oct. 16	CINCINNATI	23-31	L	69,149
Oct. 23	at Arizona	10-20	L	39,482
Oct. 30	OAKLAND	25-34	L	69,149
Nov. 6	at Cleveland	14-20	L	72,594
Nov. 13	BYE			
Nov. 20	JACKSONVILLE	28-31	L	69,149
Nov. 27	SAN FRANCISCO	33-22	W	69,149
Dec. 4	at Indianapolis	3-35	L	57,228
Dec. 11	HOUSTON	13-10	W	69,149
Dec. 18	SEATTLE	24-28	L	69,149
Dec. 24	at Miami	10-24	L	72,001
Jan. 1	at Jacksonville	13-40	L	65,485

\* Overtime

	TITANS	OPP
<b>Total First Downs</b>	<b>279</b>	<b>294</b>
Rushing	72	89
Passing	191	180
Penalty	16	25
3rd Down: Made/Att	75/218	71/200
3rd Down Pct.	34.4	35.5
4th Down: Made/Att	9/31	7/11
4th Down Pct.	29.0	63.6
<b>Possession Avg.</b>	<b>31:13</b>	<b>28:47</b>
<b>Total Net Yards</b>	<b>5122</b>	<b>5110</b>
Avg. Per Game	320.1	319.4
Total Plays	1022	960
Avg. Per Play	5.0	5.3
<b>Net Yards Rushing</b>	<b>1525</b>	<b>1894</b>
Avg. Per Game	95.3	118.4
Total Rushes	397	449
Avg. Per Play	3.8	4.2
<b>Net Yards Passing</b>	<b>3597</b>	<b>3216</b>
Avg. Per Game	224.8	201.0
Sacked/Yards Lost	31/200	41/246
Gross Yards	3797	3462
Att./Comp.	594/358	470/296
Completion Pct.	60.3	63.0
Had Intercepted	14	9
<b>Punts/Average</b>	<b>78/43.2</b>	<b>85/44.1</b>
<b>Net Punting Avg.</b>	<b>78/37.8</b>	<b>85/37.5</b>
<b>Penalties/Yards</b>	<b>125/1002</b>	<b>95/718</b>
<b>Fumbles/Ball Lost</b>	<b>27/12</b>	<b>20/11</b>
<b>Touchdowns</b>	<b>33</b>	<b>51</b>
Rushing	8	12
Passing	20	33
Returns	5	6

BY PERIODS	1	2	3	4	OT	PTS
<b>Titans</b>	<b>50</b>	<b>88</b>	<b>83</b>	<b>78</b>	<b>0</b>	<b>299</b>
<b>Opponents</b>	<b>79</b>	<b>132</b>	<b>108</b>	<b>102</b>	<b>0</b>	<b>421</b>

SCORING	TD	RU	PA	RT	PAT	FG	S	TP
Bironas	0	0	0	0	30/32	23/29	0	99
Brown	7	5	2	0	0	0	0	42
Bennett	4	0	4	0	0	0	0	24
Troupe	4	0	4	0	0	0	0	24
B. Jones	2	0	2	0	0	0	0	12
Kinney	2	0	2	0	0	0	0	12
Odom	2	0	0	2	0	0	0	12
Payton	2	2	0	0	0	0	0	12
Scaife	2	0	2	0	0	0	0	12
R. Williams	2	0	2	0	0	0	0	12
Fleming	1	0	1	0	0	0	0	6
Hill	1	0	0	1	0	0	0	6
P. Jones	1	0	0	1	0	0	0	6
Kassell	1	0	0	1	0	0	0	6
McNair	1	1	0	0	0	0	0	6
Roby	1	0	1	0	0	0	0	6
Wade LG	1	0	0	1	0	0	0	6
Reynolds	0	0	0	0	0	1	2	
<b>Titans</b>	<b>33</b>	<b>8</b>	<b>20</b>	<b>5</b>	<b>30/32</b>	<b>23/29</b>	<b>1</b>	<b>299</b>
<b>Opponents</b>	<b>51</b>	<b>12</b>	<b>33</b>	<b>6</b>	<b>48/49</b>	<b>21/27</b>	<b>0</b>	<b>421</b>

2-pt Conversions: Titans 0-1, Opponents 2-2

RUSHING	No	Yds	Avg	Lg	TD
Brown	224	851	3.8	38t	5
Henry	88	335	3.8	29	0
McNair	32	139	4.3	19	1
Payton	33	105	3.2	15	2
Mauck	7	39	5.6	12	0
Nash	6	32	5.3	8	0

PASSING	Att	Cmp	Pct	Yards	Yds/Att	TD	Int	Lg	Sk/Yds	Rating
McNair	476	292	61.3	3161	6.64	16	11	57	20/134	82.4
Volek	88	50	56.8	474	5.39	4	2	55t	9/45	77.6
Mauck	27	15	55.6	136	5.04	0	1	17	1/8	53.9
Hentrich	2	1	50.0	26	13.0	0	0	26	0/0	95.8
Bennett	1	0	0.0	0	0.0	0	0	0	0/0	39.6
P. Jones	0	0	---	0	---	0	0	---	1/13	---
<b>Titans</b>	<b>594</b>	<b>358</b>	<b>60.3</b>	<b>3797</b>	<b>6.39</b>	<b>20</b>	<b>14</b>	<b>57</b>	<b>31/200</b>	<b>80.3</b>
<b>Opponents</b>	<b>470</b>	<b>296</b>	<b>63.0</b>	<b>3462</b>	<b>7.37</b>	<b>33</b>	<b>9</b>	<b>63t</b>	<b>41/246</b>	<b>100.7</b>

Roby	2	16	8.0	11	0
Bennett	1	3	3.0	3	0
Volek	1	3	3.0	3	0
B. Jones	1	1	1.0	1	0
Wade LG	1	1	1.0	1	0
Wade TM	1	1	1.0	1	0
Hentrich	1	0	0.0	0	0
<b>Titans</b>	<b>397</b>	<b>1525</b>	<b>3.8</b>	<b>38t</b>	<b>8</b>
<b>Opponents</b>	<b>449</b>	<b>1894</b>	<b>4.2</b>	<b>52</b>	<b>12</b>

RECEIVING	No	Yds	Avg	Lg	TD
Bennett	58	738	12.7	55t	4
Kinney	55	543	9.9	27	2
Troupe	55	530	9.6	35	4
Scaife	37	273	7.4	19	2
Brown	25	327	13.1	57	2
B. Jones	23	299	13.0	38t	2
Calico	22	191	8.7	18	0
R. Williams	21	299	14.2	50t	2
Roby	21	289	13.8	32	1
Wade LG	14	120	8.6	17	0
Wade TM	4	40	10.0	15	0
Henry	13	117	9.0	42	0
Fleming	10	69	6.9	18	1
Payton	6	30	5.0	9	0
Nash	3	14	4.7	7	0
Guenther	2	13	6.5	8	0
Nickey	1	26	26.0	26	0
Small	1	6	6.0	6	0
Roots	1	-7	-7.0	-7	0
<b>Titans</b>	<b>358</b>	<b>3797</b>	<b>10.6</b>	<b>57</b>	<b>20</b>
<b>Opponents</b>	<b>296</b>	<b>3462</b>	<b>11.7</b>	<b>63t</b>	<b>33</b>

INTERCEPTIONS	No	Yds	Avg	Lg	TD
Hill	3	88	29.3	52t	1
Bulluck	2	16	8.0	16	0
Kassell	1	21	21.0	21t	1
Woolfolk	1	3	3.0	3	0
T. Williams	1	1	1.0	1	0
Thompson	1	0	0.0	0	0
<b>Titans</b>	<b>9</b>	<b>129</b>	<b>14.3</b>	<b>52t</b>	<b>2</b>
<b>Opponents</b>	<b>14</b>	<b>293</b>	<b>20.9</b>	<b>85t</b>	<b>4</b>

PUNTING	No	Yds	Avg	Net TB	In	Lg	B	
Hentrich	78	3371	43.2	37.8	14	21	59	0
<b>Titans</b>	<b>78</b>	<b>3371</b>	<b>43.2</b>	<b>37.8</b>	<b>14</b>	<b>21</b>	<b>59</b>	<b>0</b>
<b>Opponents</b>	<b>85</b>	<b>3746</b>	<b>44.1</b>	<b>37.5</b>	<b>7</b>	<b>16</b>	<b>74</b>	<b>1</b>

PUNT RETURNS	No	FC	Yds	Avg	Lg	TD
Wade LG	33	9	317	9.6	73t	1
P. Jones	29	8	272	9.4	52t	1
Thurman TM	9	5	31	3.4	11	0
B. Jones	5	0	75	15.0	32	0
Thompson	1	0	31	31.0	31	0
Ta. Williams	1	0	9	9.0	9	0
<b>Titans</b>	<b>45</b>	<b>13</b>	<b>418</b>	<b>9.3</b>	<b>52t</b>	<b>1</b>
<b>Opponents</b>	<b>32</b>	<b>20</b>	<b>144</b>	<b>4.5</b>	<b>15</b>	<b>0</b>

KICKOFF RETURNS	No	Yds	Avg	Lg	TD
P. Jones	43	1127	26.2	85	0
Roby	22	495	22.5	59	0
Payton	2	24	12.0	24	0
Thurman TM	2	42	21.0	25	0
Fleming	1	9	9.0	9	0
<b>Titans</b>	<b>70</b>	<b>1697</b>	<b>24.2</b>	<b>85</b>	<b>0</b>
<b>Opponents</b>	<b>57</b>	<b>1290</b>	<b>22.6</b>	<b>50</b>	<b>0</b>

FIELD GOALS	1-19	20-29	30-39	40-49	50+
Bironas	0/0	10/10	6/7	5/7	2/5
<b>Titans</b>	<b>0/0</b>	<b>10/10</b>	<b>6/7</b>	<b>5/7</b>	<b>2/5</b>
<b>Opponents</b>	<b>1/1</b>	<b>6/6</b>	<b>9/14</b>	<b>5/5</b>	<b>0/1</b>

**Bironas/Titans:** (47N) (39G, 29G, 47G) (41G, 39G) (34G, 38N) (52G, 58N, 49G) (24G, 29G, 47G) (53G) (39G, 24G) (50N) ( ) (35G, 41G, 21G, 22G) (51N, 24G) (46N, 23G, 21G) (38G) (24G) ( )  
**Opponents:** (44G, 27G) (30G) (46G) (20G) (32G, 38G, 43G, 47G) (52N, 21G) (33G, 24G) (22G, 32G) (37G, 19G, 39N) (31G) (34N) ( ) (30G, 37B, 31N) (36B) (25G) (46G, 38G)

**SACKS**  
 Vanden Bosch 12.5, LaBoy 6.5, Bulluck 5, Long 3.5, Haynesworth 3, Starks 3, Sirmon 2.5, Odom 2, Schobel 1, Thompson 1, Clauss 0.5, Waddell 0.5  
**Titans 41, Opponents 31**

**TACKLES (Solo-Assists-Total)**  
 Bulluck (106-44-150), Vanden Bosch (55-45-100), Sirmon (56-33-89), Kassell (56-33-89), Haynesworth (52-33-85), T. Williams

(65-18-83), Thompson (63-15-78), Starks (40-38-78), LaBoy (36-28-64), P. Jones (43-10-53), Woolfolk (42-10-52), Odom (28-22-50), Long (30-19-49), Hill (40-6-46), Clauss (13-17-30), Boiman (13-15-28), Waddell (13-4-17), Reynolds (9-5-14), Schobel (7-4-11), Beckham (9-1-10), Sandy (1-1-2), Spencer (1-0-1), Nickey (1-0-1), Gardner (0-0-0), Fuller (0-0-0)

**Team Totals: 779-401-1180**

### USUAL STARTING LINEUP

OFFENSE	
WR	Drew Bennett (83)
LT	Brad Hopkins (72)
LG	Zach Piller (69)
C	Justin Hartwig (77)
RG	Benji Olson (75)
RT	Michael Roos (71)
TE	Erron Kinney (88)
WR	Brandon Jones (81)
FB/TE	Troy Fleming (44)/Ben Troupe (84)
<b>QB</b>	<b>Steve McNair (9)</b>
RB	Chris Brown (29)

### DEFENSE

<b>LE</b>	<b>Kyle Vanden Bosch (93)</b>
LT	Randy Starks (90)
RT	Albert Haynesworth (92)
RE	Antwan Odom (98)
LLB	Peter Sirmon (59)
MLB	Brad Kassell (55)
RLB	Keith Bulluck (53)
LCB	Reynaldo Hill (21)
RCB	Pacman Jones (32)
SS	Tank Williams (25)
FS	Lamont Thompson (28)

### SPECIALISTS

K	Rob Bironas (2)
P	Craig Hentrich (15)

### Pro Bowl

All-Pro

**GM:** Floyd Reese; **Head Coach:** Jeff Fisher

**Asst. Coaches:** Norm Chow (off. coord.), Jim Schwartz (def. coord.), George Henshaw (asst. head coach/off.), Dave McGinnis (LB), Chuck Cecil (S/nickel), Marty Galbraith (ST asst.), Ned James (off. asst.), Craig Johnson (QB), Alan Lowry (ST), Mike Munchak (OL), Ray Sherman (WR), Sherman Smith (RB), Jim Washburn (DL), Steve Watterson (strength and conditioning), Everett Withers (DB)

### AMERICAN FOOTBALL CONFERENCE STANDINGS

AFC EAST	W	L	T	Pct
New England	10	6	0	.625
Miami	9	7	0	.562
Buffalo	5	11	0	.312
N.Y. Jets	4	12	0	.250
<b>AFC NORTH</b>	<b>W</b>	<b>L</b>	<b>T</b>	<b>Pct</b>
Cincinnati	11	5	0	.688
* Pittsburgh	11	5	0	.688
Baltimore	6	10	0	.375
Cleveland	6	10	0	.375
<b>AFC SOUTH</b>	<b>W</b>	<b>L</b>	<b>T</b>	<b>Pct</b>
Indianapolis	14	2	0	.875
* Jacksonville	12	4	0	.750
<b>Tennessee</b>	<b>4</b>	<b>12</b>	<b>0</b>	<b>.250</b>
Houston	2	14	0	.125
<b>AFC WEST</b>	<b>W</b>	<b>L</b>	<b>T</b>	<b>Pct</b>
Denver	13	3	0	.812
Kansas City	10	6	0	.625
San Diego	9	7	0	.562
Oakland	4</			





# 2022 SEASON (II-5 REGULAR SEASON, I-1 PLAYOFFS) • 1ST PLACE AFC SOUTH

DATE	OPPONENT	SCORE	W/L	ATT
Sep. 8	PHILADELPHIA	27-24	W	68,804
Sep. 15	at Dallas	13-21	L	62,527
Sep. 22	CLEVELAND	28-31*	L	68,804
Sep. 29	at Oakland	25-52	L	58,719
Oct. 6	WASHINGTON	14-31	L	68,804
Oct. 13	JACKSONVILLE	23-14	W	68,804
Oct. 20	BYE			
Oct. 27	at Cincinnati	30-24	W	52,822
Nov. 3	at Indianapolis	23-15	W	56,752
Nov. 10	HOUSTON	17-10	W	68,804
Nov. 17	PITTSBURGH	31-23	W	68,804
Nov. 24	at Baltimore	12-13	L	69,365
Dec. 1	at N.Y. Giants	32-29*	W	78,640
Dec. 8	INDIANAPOLIS	27-17	W	68,804
Dec. 16	NEW ENGLAND	24-7	W	68,809
Dec. 22	at Jacksonville	28-10	W	51,033
Dec. 29	at Houston	13-3	W	70,694
Jan. 11	PITTSBURGH	34-31*	W	68,809
Jan. 19	at Oakland	24-41	L	62,544

\* Overtime

	TITANS	OPP
<b>Total First Downs</b>	<b>312</b>	<b>297</b>
Rushing	112	75
Passing	182	197
Penalty	18	25
3rd Down: Made/Att	94/216	76/202
3rd Down Pct.	43.5	37.6
4th Down: Made/Att	9/16	9/18
4th Down Pct.	56.3	50.0
<b>Possession Avg.</b>	<b>32:47</b>	<b>27:13</b>
<b>Total Net Yards</b>	<b>5272</b>	<b>4964</b>
Avg. Per Game	329.5	310.3
Total Plays	1032	974
Avg. Per Play	5.1	5.1
<b>Net Yards Rushing</b>	<b>1952</b>	<b>1424</b>
Avg. Per Game	122.0	89.0
Total Rushes	511	372
Avg. Per Play	3.8	3.8
<b>Net Yards Passing</b>	<b>3320</b>	<b>3540</b>
Avg. Per Game	207.5	221.3
Sacked/Yards Lost	21/121	40/213
Gross Yards	3441	3753
Att./Comp.	500/306	562/339
Completion Pct.	61.2	60.3
Had Intercepted	15	18
<b>Punts/Average</b>	<b>66/41.3</b>	<b>77/41.6</b>
<b>Net Punting Avg.</b>	<b>66/33.9</b>	<b>77/36.2</b>
<b>Penalties/Yards</b>	<b>112/891</b>	<b>99/853</b>
<b>Fumbles/Ball Lost</b>	<b>20/10</b>	<b>22/11</b>
<b>Touchdowns</b>	<b>42</b>	<b>40</b>
Rushing	16	7
Passing	22	27
Returns	4	6

BY PERIODS	1	2	3	4	OT	PTS
Titans	76	127	67	94	3	367
Opponents	72	71	68	110	3	324

SCORING	TD	RU	PA	RT	PAT	FG	S	TP
Nedney	0	0	0	0	36/36	25/31	0	111
George	14	12	2	0	0	0	0	86
Mason	5	0	5	0	0	0	0	30
K. Dyson	4	0	4	0	0	0	0	24
Simon	4	1	3	0	0	0	0	24
McNair	3	3	0	0	0	0	0	20
Bennett	2	0	2	0	0	0	0	12
McCareins	2	0	2	0	0	0	0	12
Wycheck	2	0	2	0	0	0	0	12
Bulluck	1	0	0	1	0	0	0	6
Coady	1	0	0	1	0	0	0	6
A. Dyson	1	0	0	1	0	0	0	6
Green	1	0	1	0	0	0	0	6
Meier	1	0	1	0	0	0	0	6
Simon	1	0	0	1	0	0	0	6
<b>Titans</b>	<b>42</b>	<b>16</b>	<b>22</b>	<b>4</b>	<b>36/36</b>	<b>25/31</b>	<b>0</b>	<b>367</b>
<b>Opponents</b>	<b>40</b>	<b>7</b>	<b>27</b>	<b>6</b>	<b>36/36</b>	<b>14/21</b>	<b>0</b>	<b>324</b>

2-Pt Conversions: George, McNair, Titans 2-6, Opponents 3-4

RUSHING	No	Yds	Avg	Lg	TD
George	343	1165	3.4	35	12
McNair	82	440	5.4	26	3
Holcombe	47	242	5.1	39	0
Green	21	71	3.4	12	0
McCareins	2	18	9.0	16	0
Simon	9	18	2.0	13	1
Hentrich	1	5	5.0	5	0

PASSING	Att	Cmp	Pct	Yards	Yds/Att	TD	Int	Lg	Sk/Yds	Rating
McNair	492	301	61.2	3387	6.88	22	15	55	21/121	84.0
O'Donnell	5	3	60.0	24	4.80	0	0	0	0/0	72.1
Wycheck	2	1	50.0	13	6.50	0	0	13	0/0	70.8
Hentrich	1	1	100.0	17	17.0	0	0	17	0/0	118.8
<b>Titans</b>	<b>500</b>	<b>306</b>	<b>61.2</b>	<b>3441</b>	<b>6.88</b>	<b>22</b>	<b>15</b>	<b>55</b>	<b>21/121</b>	<b>83.9</b>
<b>Opponents</b>	<b>562</b>	<b>339</b>	<b>60.3</b>	<b>3753</b>	<b>6.68</b>	<b>27</b>	<b>18</b>	<b>75</b>	<b>40/213</b>	<b>82.8</b>

Comella	1	0	0.0	0	0
O'Donnell	3	-3	-1.0	-1	0
K. Dyson	2	-4	-2.0	5	0
<b>Titans</b>	<b>511</b>	<b>1952</b>	<b>3.8</b>	<b>39</b>	<b>16</b>
<b>Opponents</b>	<b>372</b>	<b>1424</b>	<b>3.8</b>	<b>42</b>	<b>7</b>

RECEIVING	No	Yds	Avg	Lg	TD
Mason	79	1012	12.8	40	5
K. Dyson	41	460	11.2	40	4
Wycheck	40	346	8.7	19	2
George	36	255	7.1	14t	2
Bennett	33	478	14.5	53	2
McCareins	19	301	15.8	55	2
Simon	16	167	10.4	42t	3
Kinney	13	173	13.3	31	0
Holcombe	10	91	9.1	18	0
Comella	10	70	7.0	17	0
Green	7	57	8.1	21	1
Meier	1	17	17.0	17t	1
Berlin	1	14	14.0	14	0
<b>Titans</b>	<b>306</b>	<b>3441</b>	<b>11.2</b>	<b>55</b>	<b>22</b>
<b>Opponents</b>	<b>339</b>	<b>3753</b>	<b>11.1</b>	<b>75</b>	<b>27</b>

INTERCEPTIONS	No	Yds	Avg	Lg	TD
Schulters	6	56	9.3	28	0
Simon	3	88	29.3	32t	1
A. Dyson	3	27	9.0	16t	1
Rolle	2	0	0.0	0	0
Coady	1	24	24.0	24t	1
Bulluck	1	5	5.0	5	0
Williams	1	0	0.0	0	0
Mitchell	1	-2	-2.0	-2	0
<b>Titans</b>	<b>18</b>	<b>198</b>	<b>11.0</b>	<b>32t</b>	<b>3</b>
<b>Opponents</b>	<b>15</b>	<b>179</b>	<b>11.9</b>	<b>82t</b>	<b>2</b>

PUNTING	No	Yds	Avg	Net	TB	In	Lg	B
Hentrich	65	2725	41.9	33.9	5	28	56	1
<b>Titans</b>	<b>66</b>	<b>2725</b>	<b>41.3</b>	<b>33.9</b>	<b>5</b>	<b>28</b>	<b>56</b>	<b>1</b>
<b>Opponents</b>	<b>77</b>	<b>3202</b>	<b>41.6</b>	<b>36.2</b>	<b>10</b>	<b>22</b>	<b>61</b>	<b>1</b>

PUNT RETURNS	No	FC	Yds	Avg	Lg	TD
Simon	13	6	113	8.7	30	0
Mason	9	12	60	6.7	21	0
McCareins	6	4	44	7.3	16	0
<b>Titans</b>	<b>28</b>	<b>22</b>	<b>217</b>	<b>7.8</b>	<b>30</b>	<b>0</b>
<b>Opponents</b>	<b>28</b>	<b>19</b>	<b>390</b>	<b>13.9</b>	<b>83t</b>	<b>3</b>

KICKOFF RETURNS	No	Yds	Avg	Lg	TD
Simon	20	371	18.6	29	0
Berlin	13	260	20.0	32	0
McCareins	13	300	23.1	48	0
Kinney	3	41	13.7	25	0
Green	1	10	10.0	10	0
<b>Titans</b>	<b>50</b>	<b>982</b>	<b>19.6</b>	<b>48</b>	<b>0</b>
<b>Opponents</b>	<b>74</b>	<b>1482</b>	<b>20.0</b>	<b>54</b>	<b>0</b>

FIELD GOALS	1-19	20-29	30-39	40-49	50+
Nedney	0/0	9/9	10/12	5/8	1/2
<b>Titans</b>	<b>0/0</b>	<b>9/9</b>	<b>10/12</b>	<b>5/8</b>	<b>1/2</b>
<b>Opponents</b>	<b>1/2</b>	<b>3/3</b>	<b>5/7</b>	<b>4/6</b>	<b>1/3</b>

**Nedney:** (33G, 47G) (37G, 53G) ( ) ( ) ( ) (40G, 26G, 33G, 32N) (33G, 28G, 46G) (28G, 34G, 39G) (49N, 24G) (39N, 43G) (32G, 37G, 40G, 21G) (54N, 38G) (35G, 29G) (45N, 28G) (46N) (28G, 26G)

**Opponents:** (30G) ( ) (52N, 33G) (28G) (31G) ( ) (44G) (46N) (51G) (31N, 37N) (26G, 43G) (38G, 36G, 19G) (44G, 44N) ( ) (24G) (50N, 19N, 42G)

**SACKS**  
Carter 10.0, C. Hall 8.0, Ford 3.5, Smith 2.5, Kearsse 2.0, Schulters 2.0, Simon 2.0, Thornton 2.0, Williams 2.0, Bulluck 1.0, A. Dyson 1.0, Godfrey 1.0, Haynesworth 1.0, J. Thomas 1.0  
**Titans 40.0, Opponents 21.0**

**TACKLES (Solo-Assists-Total)**  
Bulluck (116-64-180), Simon (83-47-130), Schulters (75-19-94), Smith (41-32-73), Carter (42-29-71), Hall (43-27-70), Williams (55-14-69), A. Dyson (54-7-61), Haynesworth (31-24-55), Mitchell (40-11-51), Ford (24-21-45), Rolle (37-7-44), Godfrey (27-17-44), Thornton (21-23-44), Chamberlin (14-13-27), Echols (13-6-19), Thomas (11-5-16), Calmus (9-4-13), Aldridge (8-5-13), Coady (10-2-12), Kearsse (6-5-11), Morris (7-2-9), Boiman (1-5-6), Beckham (1-0-1), Kassell (0-1-1)  
**Team Totals: 769-390-1159**

### USUAL STARTING LINEUP

#### OFFENSE

WR Derrick Mason (85)  
TE/FB Erron Kinney (88)/Greg Comella (33)  
LT Brad Hopkins (72)  
LG Zach Piller (69)  
C Gennaro DiNapoli (64)  
RG Benji Olson (75)  
RT Fred Miller (71)  
TE Frank Wycheck (89)  
WR Kevin Dyson (87)  
QB Steve McNair (9)  
RB Eddie George (27)

#### DEFENSE

LE Kevin Carter (93)  
LT John Thornton (78)  
RT Henry Ford (92)  
RE Carlos Hall (97)  
LLB Peter Sirmon (59)  
MLB Randall Godfrey (56)  
RLB Keith Bulluck (53)  
LCB Andre Dyson (22)  
RCB Samari Rolle (21)  
SS Tank Williams (25)  
FS Lance Schulters (31)

#### SPECIALISTS

K Joe Nedney (6)  
P Craig Hentrich (15)

#### Pro Bowl

All-Pro

**GM:** Floyd Reese; **Head Coach:** Jeff Fisher  
**Asst. Coaches:** Mike Heimerdinger (off. coord.), Jim Schwartz (def. coord.), George Henshaw (asst. head coach/off.), Gunther Cunningham (asst. head coach defense/LB), Chuck Cecil (def. asst.), Ned James (off. asst.), Craig Johnson (QB), Alan Lowry (ST), Mike Munchak (OL), Sherman Smith (RB), Steve Walters (WR), Jim Washburn (DL), Steve Watterson (strength & rehab.), Everett Withers (DB)

### AMERICAN FOOTBALL CONFERENCE STANDINGS

AFC EAST	W	L	T	Pct
N.Y. Jets	9	7	0	.562
New England	9	7	0	.562
Miami	9	7	0	.562
Buffalo	8	8	0	.500
AFC NORTH	W	L	T	Pct
Pittsburgh	10	5	1	.656
* Cleveland	9	7	0	.562
Baltimore	7	9	0	.438
Cincinnati	2	14	0	.125
AFC SOUTH	W	L	T	Pct
<b>Tennessee</b>	<b>11</b>	<b>5</b>	<b>0</b>	<b>.688</b>
* Indianapolis	10	6	0	.625
Jacksonville	6	10	0	.375
Houston	4	12	0	.250
AFC WEST	W	L	T	Pct
Oakland	11	5	0	.688
Denver	9	7	0	.562
San Diego	8	8	0	.500
Kansas City	8	8	0	.500

### NATIONAL FOOTBALL CONFERENCE STANDINGS



# 2001 SEASON (7-9 REGULAR SEASON, 0-0 PLAYOFFS) • 3RD PLACE AFC CENTRAL (TIED)

DATE	OPPONENT	SCORE	W/L	ATT
Sep. 9	MIAMI	23-31	L	68,798
Sep. 23	at Jacksonville	6-13	L	65,994
Sep. 30	BYE			
Oct. 7	at Baltimore	7-26	L	69,494
Oct. 14	TAMPA BAY	31-28*	W	68,798
Oct. 21	at Detroit	27-24	W	76,940
Oct. 29	at Pittsburgh	7-34	L	63,763
Nov. 4	JACKSONVILLE	28-24	W	68,798
Nov. 12	BALTIMORE	10-16	L	68,798
Nov. 18	at Cincinnati	20-7	W	63,865
Nov. 25	PITTSBURGH	24-34	L	68,801
Dec. 2	at Cleveland	31-15	W	72,818
Dec. 9	at Minnesota	24-42	L	64,271
Dec.16	GREEN BAY	26-20	W	68,804
Dec. 22	at Oakland	13-10	W	61,934
Dec. 30	CLEVELAND	38-41	L	68,798
Jan. 6	CINCINNATI	21-23	L	68,798

\* Overtime

	TITANS	OPP
<b>Total First Downs</b>	<b>288</b>	<b>300</b>
Rushing	87	79
Passing	179	192
Penalty	22	29
3rd Down: Made/Att	98/233	74/212
3rd Down Pct.	42.1	34.9
4th Down: Made/Att	2/15	7/14
4th Down Pct.	13.3	50.0
<b>Possession Avg.</b>	<b>31:29</b>	<b>28:31</b>
<b>Total Net Yards</b>	<b>5352</b>	<b>5515</b>
Avg. Per Game	334.5	344.7
Total Plays	1026	996
Avg. Per Play	5.2	5.5
<b>Net Yards Rushing</b>	<b>1794</b>	<b>1431</b>
Avg. Per Game	112.1	89.4
Total Rushes	468	405
Avg. Per Play	3.8	3.5
<b>Net Yards Passing</b>	<b>3558</b>	<b>4084</b>
Avg. Per Game	222.4	255.3
Sacked/Yards Lost	43/309	32/175
Gross Yards	3867	4259
Att./Comp.	515/307	559/328
Completion Pct.	59.6	58.7
Had Intercepted	17	13
<b>Punts/Average</b>	<b>85/42.0</b>	<b>82/41.3</b>
<b>Net Punting Avg.</b>	<b>85/37.0</b>	<b>82/35.7</b>
<b>Penalties/Yards</b>	<b>119/1025</b>	<b>88/832</b>
<b>Fumbles/Ball Lost</b>	<b>18/11</b>	<b>21/11</b>
<b>Touchdowns</b>	<b>39</b>	<b>46</b>
Rushing	12	17
Passing	23	27
Returns	4	2

BY PERIODS	1	2	3	4	OT	PTS
<b>Titans</b>	<b>84</b>	<b>73</b>	<b>90</b>	<b>86</b>	<b>3</b>	<b>336</b>
<b>Opponents</b>	<b>61</b>	<b>127</b>	<b>74</b>	<b>126</b>	<b>0</b>	<b>388</b>

SCORING	TD	RU	PA	RT	PAT	FG	S	TP
Nedney	0	0	0	0	34/35	20/28	0	94
Mason	10	0	9	1			0	62
K. Dyson	7	0	7	0			0	44
George	5	5	0	0			0	30
McNair	5	5	0	0			0	30
Wycheck	4	0	4	0			0	24
Green	2	1	1	0			0	12
Mitchell	2	0	0	2			0	12
Bennett	1	0	1	0			0	8
Hicks	1	1	0	0			0	6
Kinney	1	0	1	0			0	6
Myers	1	0	0	1			0	6
Fisk	0	0	0	0			1	2
<b>Titans</b>	<b>38</b>	<b>12</b>	<b>23</b>	<b>4</b>	<b>34/35</b>	<b>20/28</b>	<b>1</b>	<b>336</b>
<b>Opponents</b>	<b>46</b>	<b>17</b>	<b>27</b>	<b>2</b>	<b>44/44</b>	<b>22/29</b>	<b>0</b>	<b>388</b>

**2-Pt Conversions:** Mason, K. Dyson, Bennett, Titans 3-4, Opponents 1-2

RUSHING	No	Yds	Avg	Lg	TD
George	315	939	3.0	27	5
McNair	75	414	5.5	24	5
Hicks	56	341	6.1	51	1
Green	15	71	4.7	21	1
O'Donnell	6	28	4.7	15	0
Wycheck	1	1	1.0	1	0
<b>Titans</b>	<b>468</b>	<b>1794</b>	<b>3.8</b>	<b>51</b>	<b>12</b>
<b>Opponents</b>	<b>405</b>	<b>1431</b>	<b>3.5</b>	<b>48t</b>	<b>17</b>

PASSING	Att	Cmp	Pct	Yards	Yds/Att	TD	Int	Lg	Sk/Yds	Rating
McNair	431	264	61.3	3350	7.77	21	12	71t	37/251	90.2
O'Donnell	76	42	55.3	496	6.53	2	2	35t	6/58	73.1
Volek	3	0	0.0	0	0.00	0	0	0	0/0	39.6
Green	2	0	0.0	0	0.00	0	2	0	0/0	0.0
Hentrich	2	0	0.0	0	0.00	0	1	0	0/0	0.0
Wycheck	1	1	100.0	21	21.00	0	0	21	0/0	118.8
<b>Titans</b>	<b>515</b>	<b>307</b>	<b>59.6</b>	<b>3867</b>	<b>7.51</b>	<b>23</b>	<b>17</b>	<b>71t</b>	<b>43/309</b>	<b>84.2</b>
<b>Opponents</b>	<b>559</b>	<b>328</b>	<b>58.7</b>	<b>4259</b>	<b>7.62</b>	<b>27</b>	<b>13</b>	<b>78</b>	<b>32/175</b>	<b>89.1</b>

RECEIVING	No	Yds	Avg	Lg	TD
Mason	73	1128	15.5	71t	9
Wycheck	60	672	11.2	30	4
K. Dyson	54	825	15.3	68t	7
George	37	279	7.5	25	0
Kinney	25	263	10.5	24	1
Bennett	24	329	13.7	50	1
Green	12	64	5.3	10	1
Sanders	5	74	14.8	22	0
Hicks	5	22	4.4	9	0
McCareins	3	88	29.3	36	0
Meier	3	31	10.3	18	0
Natkin	2	42	21.0	27	0
Berlin	2	28	14.0	19	0
Coleman	1	19	19.0	19	0
Ours	1	3	3.0	3	0
<b>Titans</b>	<b>307</b>	<b>3867</b>	<b>12.6</b>	<b>71t</b>	<b>23</b>
<b>Opponents</b>	<b>328</b>	<b>4259</b>	<b>13.0</b>	<b>78</b>	<b>27</b>

INTERCEPTIONS	No	Yds	Avg	Lg	TD
A. Dyson	3	36	12.0	36	0
Rolle	3	3	1.0	3	0
Bulluck	2	21	10.5	21	0
Robinson	2	13	6.5	13	0
Godfrey	1	5	5.0	5	0
Booker	1	0	0.0	0	0
Favors	1	0	0.0	0	0
<b>Titans</b>	<b>13</b>	<b>78</b>	<b>6.0</b>	<b>36</b>	<b>0</b>
<b>Opponents</b>	<b>17</b>	<b>163</b>	<b>9.6</b>	<b>45t</b>	<b>2</b>

PUNTING	No	Yds	Avg	Net	TB	In	Lg	B
Hentrich	85	3567	42.0	37.0	8	28	70	0
<b>Titans</b>	<b>85</b>	<b>3567</b>	<b>42.0</b>	<b>37.0</b>	<b>8</b>	<b>28</b>	<b>70</b>	<b>0</b>
<b>Opponents</b>	<b>82</b>	<b>3388</b>	<b>41.3</b>	<b>35.7</b>	<b>9</b>	<b>25</b>	<b>58</b>	<b>1</b>

PUNT RETURNS	No	FC	Yds	Avg	Lg	TD
Mason	20	19	128	6.4	20	0
J. Walker	14	4	125	8.9	36	0
McCareins	2	0	29	14.5	18	0
<b>Titans</b>	<b>36</b>	<b>23</b>	<b>282</b>	<b>7.8</b>	<b>36</b>	<b>0</b>
<b>Opponents</b>	<b>36</b>	<b>20</b>	<b>264</b>	<b>7.3</b>	<b>31</b>	<b>0</b>

KICKOFF RETURNS	No	Yds	Avg	Lg	TD
Mason	34	748	22.0	101t	1
Berlin	13	253	19.5	32	0
Coleman	11	251	22.8	34	0
McCareins	4	70	17.5	21	0
J. Walker	3	33	11.0	19	0
Green	2	20	10.0	12	0
Bennett	1	11	11.0	11	0
Kinney	1	13	13.0	13	0
Long	1	10	10.0	10	0
Rolle	1	3	3.0	3	0
<b>Titans</b>	<b>71</b>	<b>1413</b>	<b>19.9</b>	<b>101t</b>	<b>1</b>
<b>Opponents</b>	<b>57</b>	<b>1418</b>	<b>24.9</b>	<b>81</b>	<b>0</b>

FIELD GOALS	1-19	20-29	30-39	40-49	50+
Nedney	0/0	6/6	5/5	8/15	1/2
<b>Titans</b>	<b>0/0</b>	<b>6/6</b>	<b>5/5</b>	<b>8/15</b>	<b>1/2</b>
<b>Opponents</b>	<b>0/0</b>	<b>4/4</b>	<b>15/17</b>	<b>2/7</b>	<b>1/1</b>

**Nedney:** (51G) (47N, 22G, 43G) (46N) (44G, 45G, 47N, 49G) (38G, 4G, 30G, 46G) (48N) (51N, 46G) (48N, 27G) (41G, 37G) (49G) (29G) (37G) (44N, 24G) (22G, 21G) (31G) ( )  
**Opponents:** (37G) (35G, 37N, 39G) (26G, 25G) ( ) (40B, 23G) (48N, 42G, 27G) (38G) (31G, 33G, 30G) ( ) (39G, 47N, 37G) ( ) ( ) (33G, 54G) (40N, 35G, 33N, 42N) (30G, 44G) (30G, 33G, 34G)

**SACKS**  
 Kearse 10.0, Evans 5.5, Fisk 2.5, Carter 2.0, Rolle 2.0, Smith 2.0, Favors 1.5, Morris 1.5, Bulluck 1.0, Chamberlin 1.0, Ford 1.0, Godfrey 1.0, Robinson 1.0  
**Titans 32.0, Opponents 43.0**

**TACKLES (Solo-Assists-Total)**  
 Godfrey (79-32-111), Robinson (58-43-101) Phenix (63-24-87), Evans (53-24-77), Fisk (38-30-68), Kearse (39-25-64), Bulluck (35-29-64), Carter (39-22-61), Favors (34-27-61), A. Dyson (52-6-58), Rolle (52-4-56), Morris (34-12-46), Ford (24-20-44), Jenkins (12-3-15), Porter (26-5-31), Bishop (22-5-27), Mitchell (22-3-25), Salave'a (6-12-18), J. Walker (8-9-17), Smith (8-8-16), Chamberlin (12-3-15), Booker (6-2-8), Myers (2-2-4), Thomas (2-1-3), Green (1-0-1)  
**Team Totals: 751-352-1103**

### USUAL STARTING LINEUP

#### OFFENSE

WR Derrick Mason (85)  
 TE/FB Erron Kinney (88)  
 LT Brad Hopkins (72)  
 LG Zach Piller (69)  
**C Bruce Matthews (74)**  
 RG Benji Olson (75)  
 RT Fred Miller (71)  
 TE Frank Wycheck (89)  
 WR Kevin Dyson (87)  
 QB Steve McNair (9)  
 RB Eddie George (27)

#### DEFENSE

LE Kevin Carter (93)  
 LT Josh Evans (91)  
 RT Jason Fisk (97)  
**RE Jevon Kearse (90)**  
 LLB Greg Favors (51)  
 MLB Randall Godfrey (56)  
 RLB Eddie Robinson (55)  
 LCB Andre Dyson (22)  
 RCB Samari Rolle (21)  
 SS Aric Morris (28)  
 FS Perry Phenix (35)

#### SPECIALISTS

K Joe Nedney (6)  
 P Craig Hentrich (15)

#### Pro Bowl

All-Pro

**GM:** Floyd Reese; **Head Coach:** Jeff Fisher  
**Asst. Coaches:** Mike Heimerdinger (off. coord.), Jim Schwartz (def. coord.), George Henshaw (asst. head coach/off.), Gunther Cunningham (asst. head coach defense/LB), Chuck Cecil (def. asst.), Craig Johnson (off. asst.), Alan Lowry (ST), Mike Munchak (OL), Sherman Smith (RB), Steve Walters (WR), Jim Washburn (DL), Steve Watterson (strength & rehab.), Everett Withers (DB)

### AMERICAN FOOTBALL CONFERENCE STANDINGS

AFC EAST	W	L	T	Pct
New England	11	5	0	.688
* Miami	11	5	0	.688
* N.Y. Jets	10	6	0	.625
Indianapolis	6	10	0	.375
Buffalo	3	13	0	.188
AFC CENTRAL	W	L	T	Pct
Pittsburgh	13	3	0	.812
* Baltimore	10	6	0	.625
Cleveland	7	9	0	.438
<b>Tennessee</b>	<b>7</b>	<b>9</b>	<b>0</b>	<b>.438</b>
Jacksonville	6	10	0	.375
Cincinnati	6	10	0	.375
AFC WEST	W	L	T	Pct
Oakland	10	6	0	.625
Seattle	9	7	0	.562
Denver	8	8	0	.500
Kansas City	6	10	0	.375
San Diego	5	11	0	.312

### NATIONAL FOOTBALL CONFERENCE STANDINGS



# 1999 SEASON (13-3 REGULAR SEASON, 3-1 PLAYOFFS) • 2ND PLACE AFC CENTRAL

DATE	OPPONENT	SCORE	W/L	ATT
Sep. 12	CINCINNATI	36-35	W	65,272
Sep. 19	CLEVELAND	26-9	W	65,904
Sep. 26	at Jacksonville	20-19	W	61,502
Oct. 3	at San Francisco	22-24	L	67,447
Oct. 10	BALTIMORE	14-11	W	65,486
Oct. 17	at New Orleans	24-21	W	51,875
Oct. 24	BYE			
Oct. 31	ST. LOUIS	24-21	W	66,415
Nov. 7	at Miami	0-17	L	74,109
Nov. 14	at Cincinnati	24-14	W	46,017
Nov. 21	PITTSBURGH	16-10	W	66,619
Nov. 28	at Cleveland	33-21	W	72,008
Dec. 5	at Baltimore	14-41	L	67,854
Dec. 9	OAKLAND	21-14	W	66,357
Dec. 19	ATLANTA	30-17	W	66,196
Dec. 26	JACKSONVILLE	41-14	W	66,641
Jan. 2	at Pittsburgh	47-36	W	48,025
Jan. 8	BUFFALO	22-16	W	66,782
Jan. 16	at Indianapolis	19-16	W	57,097
Jan. 23	at Jacksonville	33-14	W	75,206
Jan. 30	ST. LOUIS	16-23	L	72,625

\* Overtime

	TITANS	OPP
<b>Total First Downs</b>	<b>294</b>	<b>300</b>
Rushing	109	81
Passing	167	193
Penalty	18	26
3rd Down: Made/Att	83/217	70/200
3rd Down Pct.	38.2	35.0
4th Down: Made/Att	7/12	4/14
4th Down Pct.	58.3	28.6
<b>Possession Avg.</b>	<b>31:30</b>	<b>28:30</b>
<b>Total Net Yards</b>	<b>5296</b>	<b>5245</b>
Avg. Per Game	331.0	327.8
Total Plays	1011	994
Avg. Per Play	5.2	5.3
<b>Net Yards Rushing</b>	<b>1811</b>	<b>1550</b>
Avg. Per Game	113.2	96.9
Total Rushes	459	383
<b>Net Yards Passing</b>	<b>3485</b>	<b>3695</b>
Avg. Per Game	217.8	230.9
Sacked/Yards Lost	25/137	54/305
Gross Yards	3622	4000
Att./Comp.	527/304	557/312
Completion Pct.	57.7	56.0
Had Intercepted	13	16
<b>Punts/Average</b>	<b>90/42.5</b>	<b>80/42.9</b>
<b>Net Punting Avg.</b>	<b>90/38.1</b>	<b>80/37.2</b>
<b>Penalties/Yards</b>	<b>114/1069</b>	<b>128/1010</b>
<b>Fumbles/Ball Lost</b>	<b>17/9</b>	<b>39/24</b>
<b>Touchdowns</b>	<b>46</b>	<b>39</b>
Rushing	19	8
Passing	23	26
Returns	4	5

BY PERIODS	1	2	3	4	OT	PTS
<b>Titans</b>	<b>113</b>	<b>97</b>	<b>85</b>	<b>97</b>	<b>0</b>	<b>392</b>
<b>Opponents</b>	<b>44</b>	<b>93</b>	<b>103</b>	<b>84</b>	<b>0</b>	<b>324</b>

SCORING	TD	RU	PA	RT	PAT	FG	S	TP
Del Greco	0	0	0	0	43/43	21/25	0	106
E. George	13	9	4	0	0	0	0	78
McNair	8	8	0	0	0	0	0	48
Dyson	4	0	4	0	0	0	0	24
Thigpen	4	0	4	0	0	0	0	24
Neal	3	1	2	0	0	0	0	18
Roan	3	0	3	0	0	0	0	18
Byrd	2	0	2	0	0	0	0	12
Wycheck	2	0	2	0	0	0	0	12
Harris	1	0	1	0	0	0	0	8
Kearse	1	0	0	1	0	0	0	6
Mason	1	0	0	1	0	0	0	6
Mitchell	1	0	0	1	0	0	0	6
Sanders	1	0	1	0	0	0	0	6
Thomas	1	1	0	0	0	0	0	6
Walker	1	0	0	1	0	0	0	6
Thornton	0	0	0	0	1	2	0	2
<b>Titans</b>	<b>46</b>	<b>19</b>	<b>23</b>	<b>4</b>	<b>43/43</b>	<b>21/25</b>	<b>4</b>	<b>392</b>
<b>Opponents</b>	<b>39</b>	<b>8</b>	<b>26</b>	<b>5</b>	<b>33/33</b>	<b>15/22</b>	<b>2</b>	<b>324</b>

2-Pt Conversions: Harris, Titans 1-3, Opponents 4-6

RUSHING	No	Yds	Avg	Lg	TD
E. George	320	1304	4.1	40	9
McNair	72	337	4.7	38	8
Thomas	43	164	3.8	22	1
Dyson	1	3	3.0	3	0
Hentrich	2	1	0.5	1	0

PASSING	Att	Cmp	Pct	Yards	Yds/Att	TD	Int	Lg	Sk/Yds	Rating
McNair	331	187	56.5	2179	6.58	12	8	65t	16/74	78.6
O'Donnell	195	116	59.5	1382	7.09	10	5	54t	9/63	87.6
Wycheck	1	1	100.0	61	61.00	1	0	61t	0/0	158.3
<b>Titans</b>	<b>527</b>	<b>304</b>	<b>57.7</b>	<b>3622</b>	<b>6.87</b>	<b>23</b>	<b>13</b>	<b>65t</b>	<b>25/137</b>	<b>83.1</b>
<b>Opponents</b>	<b>557</b>	<b>312</b>	<b>56.0</b>	<b>4000</b>	<b>7.18</b>	<b>26</b>	<b>16</b>	<b>78t</b>	<b>54/305</b>	<b>82.3</b>

Neal	2	1	0.5	1t	1
O'Donnell	19	1	0.1	4	0
<b>Titans</b>	<b>459</b>	<b>1811</b>	<b>3.9</b>	<b>40</b>	<b>19</b>
<b>Opponents</b>	<b>383</b>	<b>1550</b>	<b>4.0</b>	<b>72</b>	<b>8</b>

RECEIVING	No	Yds	Avg	Lg	TD
Wycheck	69	641	9.3	35	2
Dyson	54	658	12.2	47t	4
E. George	47	458	9.7	54t	4
Thigpen	38	648	17.1	35	4
Harris	26	297	11.4	62t	1
Sanders	20	336	16.8	48t	1
Byrd	14	261	18.6	65t	2
Roan	9	93	10.3	24t	3
Thomas	9	72	8.0	26	0
Mason	8	89	11.1	31	0
Neal	7	27	3.9	8	2
Kent	3	42	14.0	25	0
<b>Titans</b>	<b>304</b>	<b>3622</b>	<b>11.9</b>	<b>65t</b>	<b>23</b>
<b>Opponents</b>	<b>312</b>	<b>4000</b>	<b>12.8</b>	<b>78t</b>	<b>26</b>

INTERCEPTIONS	No	Yds	Avg	Lg	TD
Rolle	4	65	16.3	30	0
Sidney	3	12	4.0	7	0
Holmes	2	17	8.5	19	0
Dorsett	1	43	43.0	43	0
Mitchell	1	42	42.0	42t	1
Bowden	1	29	29.0	29	0
Walker	1	27	27.0	27	0
Fisk	1	17	17.0	17	0
Robertson	1	3	3.0	3	0
Jackson	1	2	2.0	2	0
<b>Titans</b>	<b>16</b>	<b>257</b>	<b>16.1</b>	<b>43</b>	<b>1</b>
<b>Opponents</b>	<b>13</b>	<b>227</b>	<b>17.5</b>	<b>47t</b>	<b>2</b>

PUNTING	No	Yds	Avg	Net	TB	In	Lg	B
Hentrich	90	3824	42.5	38.1	3	35	78	0
<b>Titans</b>	<b>90</b>	<b>3824</b>	<b>42.5</b>	<b>38.1</b>	<b>3</b>	<b>35</b>	<b>78</b>	<b>0</b>
<b>Opponents</b>	<b>80</b>	<b>3435</b>	<b>42.9</b>	<b>37.2</b>	<b>5</b>	<b>25</b>	<b>72</b>	<b>2</b>

PUNT RETURNS	No	FC	Yds	Avg	Lg	TD
Mason	26	15	225	8.7	65t	1
Preston TM	8	2	59	7.4	12	0
Byrd	2	0	8	4.0	8	0
S. George	1	0	18	18.0	18	0
Rolle	1	0	23	23.0	23	0
Sidney	1	0	4	4.0	4	0
Thigpen	1	0	21	21.0	21	0
<b>Titans</b>	<b>40</b>	<b>17</b>	<b>358</b>	<b>9.0</b>	<b>65t</b>	<b>1</b>
<b>Opponents</b>	<b>45</b>	<b>22</b>	<b>335</b>	<b>7.4</b>	<b>32</b>	<b>0</b>

KICKOFF RETURNS	No	Yds	Avg	Lg	TD
Mason	41	805	19.6	41	0
Preston TM	5	119	23.8	29	0
S. George	4	63	15.8	22	0
Byrd	2	16	8.0	9	0
Kent	2	24	12.0	13	0
Neal	2	15	7.5	14	0
<b>Titans</b>	<b>56</b>	<b>1042</b>	<b>18.6</b>	<b>41</b>	<b>0</b>
<b>Opponents</b>	<b>76</b>	<b>1596</b>	<b>21.0</b>	<b>99t</b>	<b>2</b>

FIELD GOALS	1-19	20-29	30-39	40-49	50+
Del Greco	1/1	8/8	7/9	4/6	1/1
<b>Titans</b>	<b>1/1</b>	<b>8/8</b>	<b>7/9</b>	<b>4/6</b>	<b>1/1</b>
<b>Opponents</b>	<b>0/0</b>	<b>4/4</b>	<b>4/7</b>	<b>6/9</b>	<b>1/2</b>

**Del Greco:** (50G, 33G) (35G, 44N) (44G, 48G) (21G, 22G, 28G) (1) (42N, 19G) (27G) (33N) (26G) (1) (27G, 31G, 37N) (39G, 33G) (1) (38G, 27G, 43N) (30G, 20G) (42G)  
**Opponents:** (33G, 38G) (41G) (42G) (39G) (44G, 46G, 50G) (24G, 42G) (54N, 38N) (43N, 46G) (32N) (44N, 24G) (1) (21G, 27G) (32N, 45N) (32G) (1) (1)

**SACKS**  
 Kearse 14.5, Robinson 6.0, Ford 5.5, Thornton 4.5, Fisk 4.0, Holmes 4.0, Bowden 3.5, Evans 3.5, Rolle 3.0, Bishop 2.5, Jones 1.0, Frederick 0.5, Jackson 0.5, Robertson 0.5, Wortham 0.5  
**Titans 54.0, Opponents 25.0**

**TACKLES (Solo-Assists-Total)**  
 Bishop (80-33-113), Robinson (84-49-113), Robertson (64-28-92), Kearse (59-26-85), Bowden (54-27-81), Wortham (50-31-81), Fisk (41-39-80), Rolle (57-13-70), Walker (47-9-56), Evans (26-28-54), Ford (26-15-41), Phenix (32-7-39), Sidney (34-5-39), Holmes (20-18-38), Thornton (23-10-33), Killens (13-12-25), Jackson (18-4-22), Colman (12-9-21), Jones (12-7-19), Dorsett (10-1-11), Frederick (2-8-10), Salave'a (4-6-10), Mitchell (6-1-7), McCullough (3-0-3)  
**Team Totals: 760-383-1143**

### USUAL STARTING LINEUP

**OFFENSE**  
 WR Kevin Dyson (87)  
 LT Brad Hopkins (72)  
**LG Bruce Matthews (74)**  
 C Kevin Long (60)  
 RG Benji Olson (75)  
 RT Jon Runyan (69)  
**TE Frank Wycheck (89)**  
 WR Yancey Thigpen (82)  
 QB Steve McNair (9)  
**RB Eddie George (27)**  
 FB Lorenzo Neal (41)

**DEFENSE**  
**LE Jevon Kearse (90)**  
 LT Josh Evans (91)  
 RT Jason Fisk (97)  
 RE Kenny Holmes (99)  
 LLB Eddie Robinson (55)  
 MLB Barron Wortham (80)  
 RLB Joe Bowden (58)  
 LCB Denard Walker (25)  
 RCB Samari Rolle (21)  
 SS Blaine Bishop (23)  
 FS Marcus Robertson (31)

**SPECIALISTS**  
 K Al Del Greco (3)  
 P Craig Hentrich (15)

**Pro Bowl**  
 All-Pro

**GM:** Floyd Reese; **Head Coach:** Jeff Fisher  
**Asst. Coaches:** George Henshaw (asst. head coach/run game), Les Steckel (off. coord.), Gregg Williams (def. coord.), Bart Andrus (QB), O'Neill Gilbert (LB), Jerry Gray (DB), Alan Lowry (ST), Mike Munchak (OL), Jim Schwartz (def. asst.), Sherman Smith (RB), Steve Walters (WR), Jim Washburn (DL), Steve Watterson (strength & rehab.)

### AMERICAN FOOTBALL CONFERENCE STANDINGS

AFC EAST	W	L	T	Pct
Indianapolis	13	3	0	.813
* Buffalo	11	5	0	.688
* Miami	9	7	0	.563
N.Y. Jets	8	8	0	.500
New England	8	8	0	.500
<b>AFC CENTRAL</b>	<b>W</b>	<b>L</b>	<b>T</b>	<b>Pct</b>
Jacksonville	14	2	0	.875
* Tennessee	13	3	0	.813
Baltimore	8	8	0	.500
Pittsburgh	6	10	0	.375
Cincinnati	4	12	0	.250
Cleveland	2	14	0	.125
<b>AFC WEST</b>	<b>W</b>	<b>L</b>	<b>T</b>	<b>Pct</b>
Seattle	9	7	0	.563
Kansas City	9	7	0	.563
Oakland	8	8	0	.500
San Diego	8	8	0	.500
Denver	6	10	0	.375

### NATIONAL FOOTBALL CONFERENCE STANDINGS

NFC EAST	W	L	T	Pct
Washington	10	6	0	.625
* Dallas	8	8	0	.500
N.Y. Giants	7	9	0	.438
Arizona	6	10	0	.375
Philadelphia	5	11	0	.313
<b>NFC CENTRAL</b>	<b>W</b>	<b>L</b>	<b>T</b>	<b>Pct</b>
Tampa Bay	11	5	0	.688
* Minnesota	10	6	0	.625
* Detroit	8	8	0	.500
Green Bay	8	8	0	.500
Chicago	6	10	0	.375
<b>NFC WEST</b>	<b>W</b>	<b>L</b>	<b>T</b>	<b>Pct</b>
St. Louis	13	3	0	.813
Carolina	8	8	0	.500
Atlanta	5	11	0	.313
San Francisco	4	12	0	.250
New Orleans	3	13	0	.188

\* Wild Card for Playoffs

# 1998 SEASON (8-8 REGULAR SEASON, 0-0 PLAYOFFS) • 2ND PLACE AFC CENTRAL

DATE	OPPONENT	SCORE	W/L	ATT
Sep. 6	at Cincinnati	23-14	W	55,848
Sep.13	SAN DIEGO	7-13	L	41,089
Sep. 20	at New England	16-27	L	59,973
Sep. 27	JACKSONVILLE	22-27	L	34,656
Oct. 4	BYE			
Oct. 11	at Baltimore	12-8	W	68,561
Oct. 18	CINCINNATI	44-14	W	33,288
Oct. 25	CHICAGO	20-23	L	40,089
Nov. 1	at Pittsburgh	41-31	W	58,222
Nov. 8	at Tampa Bay	31-22	W	65,054
Nov. 15	PITTSBURGH	23-14	W	41,104
Nov. 22	NY JETS	3-24	L	37,084
Nov. 29	at Seattle	18-20	L	59,048
Dec. 6	BALTIMORE	16-14	W	31,124
Dec. 13	at Jacksonville	16-13	W	65,657
Dec. 20	at Green Bay	22-30	L	59,888
Dec. 26	MINNESOTA	16-26	L	41,121

	TITANS	OPP
<b>Total First Downs</b>	<b>308</b>	<b>279</b>
Rushing	118	81
Passing	171	170
Penalty	19	28
3rd Down: Made/Att	84/210	76/201
3rd Down Pct.	40.0	37.8
4th Down: Made/Att	4/11	3/16
4th Down Pct.	36.4	18.8
<b>Possession Avg.</b>	<b>31:41</b>	<b>28:20</b>
<b>Total Net Yards</b>	<b>5261</b>	<b>5121</b>
Avg. Per Game	328.8	320.1
Total Plays	1016	955
Avg. Per Play	5.2	5.4
<b>Net Yards Rushing</b>	<b>1970</b>	<b>1610</b>
Avg. Per Game	123.1	100.6
Total Rushes	462	414
<b>Net Yards Passing</b>	<b>3291</b>	<b>3511</b>
Avg. Per Game	205.7	219.4
Sacked/Yards Lost	35/191	30/172
Gross Yards	3482	3683
Att./Comp.	519/305	511/319
Completion Pct.	58.8	62.4
Had Intercepted	10	12
<b>Punts/Average</b>	<b>69/47.2</b>	<b>74/43.1</b>
<b>Net Punting Avg.</b>	<b>69/39.2</b>	<b>74/37.2</b>
<b>Penalties/Yards</b>	<b>126/1135</b>	<b>93/704</b>
<b>Fumbles/Ball Lost</b>	<b>25/9</b>	<b>11/7</b>
<b>Touchdowns</b>	<b>32</b>	<b>34</b>
Rushing	12	9
Passing	16	24
Returns	4	1

BY PERIODS	1	2	3	4	OT	PTS
Oilers	54	112	71	93	0	380
Opponents	58	69	87	106	0	320

SCORING	TD	RU	PA	RT	PAT	FG	S	TP
Del Greco	0	0	0	0	28/28	36/39	0	136
E. George	6	5	1	0			0	38
McNair	4	4	0	0			0	24
Davis	3	0	3	0			0	18
Mason	3	0	3	0			0	18
Thigpen	3	0	3	0			0	18
Bowden	2	0	0	2			0	12
Dyson	2	0	2	0			0	12
Harris	2	0	2	0			0	12
Thomas	2	2	0	0			0	12
Wycheck	2	0	2	0			0	12
Archie	1	1	0	0			0	6
Marts	1	0	0	1			0	6
Roan	1	0	0	1			0	6
Hentrich	0	0	0	0	0/0	0/1	0	0
<b>Oilers</b>	<b>32</b>	<b>12</b>	<b>16</b>	<b>4</b>	<b>28/28</b>	<b>36/40</b>	<b>0</b>	<b>330</b>
<b>Opponents</b>	<b>34</b>	<b>9</b>	<b>24</b>	<b>1</b>	<b>29/29</b>	<b>25/30</b>	<b>2</b>	<b>320</b>

2-Pt Conversions: E. George, Oilers 1-4, Opponents 4-5

RUSHING	No	Yds	Avg	Lg	TD
E. George	348	1294	3.7	37t	5
McNair	77	559	7.3	71t	4
Thomas	24	100	4.2	21	2
Archie	6	24	4.0	20	1
Dyson	1	4	4.0	4	0
Stepnoski	1	0	0.0	0	0
Hentrich	1	-1	-1.0	-1	0
Krieg	3	-1	-3	0	0

PASSING	Att	Cmp	Pct	Yards	Yds/Att	TD	Int	Lg	Sk/Yds	Rating
McNair	492	289	58.7	3228	6.56	15	10	47	33/176	80.1
Krieg	21	12	57.1	199	9.48	0	0	55	2/15	89.2
S. Matthews	3	2	66.7	24	8.00	0	0	13	0/0	91.0
Archie	2	1	50.0	18	9.00	1	0	18t	0/0	120.8
Hentrich	1	1	100.0	13	13.00	0	0	13	0/0	118.8
<b>Oilers</b>	<b>519</b>	<b>305</b>	<b>58.8</b>	<b>3482</b>	<b>6.71</b>	<b>16</b>	<b>10</b>	<b>55</b>	<b>35/191</b>	<b>81.3</b>
<b>Opponents</b>	<b>511</b>	<b>319</b>	<b>62.4</b>	<b>3683</b>	<b>7.21</b>	<b>24</b>	<b>12</b>	<b>76t</b>	<b>30/172</b>	<b>90.0</b>

Sanders	1	-9	-9.0	-9	0
<b>Oilers</b>	<b>462</b>	<b>1970</b>	<b>4.3</b>	<b>71t</b>	<b>12</b>
<b>Opponents</b>	<b>414</b>	<b>1610</b>	<b>3.9</b>	<b>66</b>	<b>9</b>

RECEIVING	No	Yds	Avg	Lg	TD
Wycheck	70	768	11.0	38	2
Harris	43	412	9.6	32	2
Thigpen	38	493	13.0	55	3
E. George	37	310	8.4	29	1
Davis	32	461	14.4	38	3
Mason	25	333	13.3	47	3
Dyson	21	263	12.5	45t	2
Roan	13	93	7.2	16	0
Byrd	6	71	11.8	18	0
Thomas	6	55	9.2	20	0
Sanders	5	136	27.2	46	0
Archie	5	25	5.0	7	0
Kent	4	62	15.5	23	0
<b>Oilers</b>	<b>305</b>	<b>3482</b>	<b>11.4</b>	<b>55</b>	<b>16</b>
<b>Opponents</b>	<b>319</b>	<b>3683</b>	<b>11.5</b>	<b>76t</b>	<b>24</b>

INTERCEPTIONS	No	Yds	Avg	Lg	TD
Lewis	4	40	10.0	33	0
D. Walker	2	6	3.0	6	0
Marts	1	27	27.0	27t	1
Bishop	1	13	13.0	13	0
Robinson	1	11	11.0	11	0
Bowden	1	1	1.0	1t	1
Jackson	1	0	0.0	0	0
Robertson	1	0	0.0	0	0
<b>Oilers</b>	<b>12</b>	<b>98</b>	<b>8.2</b>	<b>33</b>	<b>2</b>
<b>Opponents</b>	<b>10</b>	<b>88</b>	<b>8.8</b>	<b>34</b>	<b>1</b>

PUNTING	No	Yds	Avg	Net	TB	In	Lg	B
Hentrich	69	3258	47.2	39.2	11	18	71	0
<b>Oilers</b>	<b>69</b>	<b>3258</b>	<b>47.2</b>	<b>39.2</b>	<b>11</b>	<b>18</b>	<b>71</b>	<b>0</b>
<b>Opponents</b>	<b>74</b>	<b>3190</b>	<b>43.1</b>	<b>37.2</b>	<b>8</b>	<b>25</b>	<b>67</b>	<b>1</b>

PUNT RETURNS	No	FC	Yds	Avg	Lg	TD
Mason	31	11	228	7.4	25	0
Archie	7	6	52	7.4	22	0
<b>Oilers</b>	<b>38</b>	<b>17</b>	<b>280</b>	<b>7.4</b>	<b>25</b>	<b>0</b>
<b>Opponents</b>	<b>34</b>	<b>16</b>	<b>332</b>	<b>9.8</b>	<b>43</b>	<b>0</b>

KICKOFF RETURNS	No	Yds	Avg	Lg	TD
Mason	42	913	21.7	50	0
Archie	8	154	19.3	26	0
Thomas	3	64	21.3	39	0
Harris	1	3	3.0	3	0
Roan	1	4	4.0	11	0
Wycheck	1	10	10.0	10	0
<b>Oilers</b>	<b>56</b>	<b>1148</b>	<b>20.5</b>	<b>50</b>	<b>0</b>
<b>Opponents</b>	<b>55</b>	<b>1114</b>	<b>20.3</b>	<b>47</b>	<b>0</b>

FIELD GOALS	1-19	20-29	30-39	40-49	50+
Del Greco	1/1	8/8	15/15	12/15	0/0
Hentrich	0/0	0/0	0/0	0/1	0/0
<b>Oilers</b>	<b>1/1</b>	<b>8/8</b>	<b>15/15</b>	<b>12/16</b>	<b>0/0</b>
<b>Opponents</b>	<b>1/1</b>	<b>7/7</b>	<b>7/10</b>	<b>9/9</b>	<b>1/3</b>

**Del Greco:** (38G, 31G, 48G, 47G) ( ) (34G, 26G, 45G) (34G, 32G, 32G) (26G, 42N, 29G) (35G, 38G, 42G) (29G, 19G) (43N, 32G) (45G, 41N) (46G, 24G, 22G) (34G) (26G, 30G, 43G, 42G) (48G, 48G, 34G) (28G, 30G, 41G) ( ) (36G, 33G, 45G)  
**Hentrich:** ( ) ( ) ( ) ( ) ( ) (49B) ( ) ( ) ( ) ( ) ( ) ( ) ( ) ( ) ( ) ( )  
**Opponents:** ( ) (48G, 23G, 51N) (43G, 41G) (18G, 36G) (21G, 45G) ( ) (39G, 26G, 34N, 33G) (52N) (46G, 30G, 24G) (36B) (39N, 43G) (50G, 48G) ( ) (21G, 29G) (38G, 40G, 40G) (39G, 23G, 39G)

**SACKS**  
Marts 4.0, Evans 3.5, Robinson 3.5, Bishop 3.0, Holmes 2.5, Cook 2.0, Lyons 2.0, Rolle 2.0, Bowden 1.5, Ford 1.5, Jackson 1.5, Lewis 1.0, Salave'a 1.0, G. Walker 1.0  
**Oilers 30.0, Opponents 35.0**

**TACKLES (Solo-Assists-Total)**  
Bowden (88-57-145), Robinson (80-58-139), Bishop (74-42-116), D. Walker (71-20-91), Marts (52-33-85), Lewis (62-19-81), G. Walker (47-31-78), Robertson (46-29-75), Jackson (48-24-72), Evans (31-23-54), Lyons (25-22-47), Holmes (21-25-46), Ford (22-17-39), Rolle (22-8-30), Phenix (17-11-28), Cook (16-10-26), Roberson (10-15-25), Sidney (17-2-19), Salave'a (11-3-14), Wortham (5-4-9), Dorsett (4-4-8), Killens (4-5-9), Jones (1-1-2), McCullough (1-0-1), Stallings (0-1-1), Sutton (1-0-1)  
**Team Totals: 776-465-1241**

### USUAL STARTING LINEUP

**OFFENSE**  
WR Willie Davis (84)  
LT Brad Hopkins (72)  
**LG Bruce Matthews (74)**  
C Mark Stepnoski (53)  
RG Jason Layman (66)  
RT Jon Runyan (75)  
TE Jackie Harris (88)  
WR Yancey Thigpen (82)  
QB Steve McNair (9)  
**RB Eddie George (27)**  
**TE Frank Wycheck (89)**

**DEFENSE**  
LE Pratt Lyons (98)  
LT Gary Walker (96)  
RT Henry Ford (92)  
RE James Roberson (90)  
LLB Lonnie Marts (51)  
MLB Joe Bowden (58)  
RLB Eddie Robinson (55)  
LCB Denard Walker (25)  
RCB Darryll Lewis (29)  
SS Blaine Bishop (23)  
FS Marcus Robertson (31)

**SPECIALISTS**  
K Al Del Greco (3)  
**P Craig Hentrich (15)**

**Pro Bowl**  
All-Pro

**GM:** Floyd Reese; **Head Coach:** Jeff Fisher  
**Asst. Coaches:** Les Steckel (off. coord.), Gregg Williams (def. coord.), Bart Andrus (off. asst./QB), Greg Brown (DB), O'Neill Gilbert (LB), Jerry Gray (def. asst./nickel), George Henshaw (off. line/TE), Alan Lowry (WR), Mike Munchak (OL), Rex Norris (DL), Russ Purnell (ST), Sherman Smith (RB), Steve Watterson (strength & rehab.)

### AMERICAN FOOTBALL CONFERENCE STANDINGS

AFC EAST	W	L	T	Pct
N.Y. Jets	12	4	0	.625
* Miami	10	6	0	.625
* Buffalo	10	6	0	.625
* New England	9	7	0	.563
Indianapolis	3	13	0	.188
AFC CENTRAL	W	L	T	Pct
Jacksonville	11	5	0	.688
<b>Tennessee</b>	<b>8</b>	<b>8</b>	<b>0</b>	<b>.500</b>
Pittsburgh	7	9	0	.438
Baltimore	6	10	0	.375
Cincinnati	3	13	0	.188
AFC WEST	W	L	T	Pct
Denver	14	2	0	.875
Oakland	8	8	0	.500
Seattle	8	8	0	.500
Kansas City	7	9	0	.438
San Diego	5	11	0	.313

### NATIONAL FOOTBALL CONFERENCE STANDINGS

NFC EAST	W	L	T	Pct
Dallas	10	6	0	.625
* Arizona	9	7	0	.563
N.Y. Giants	8	8	0	.500
Washington	6	10	0	.375
Philadelphia	3	13	0	.188
NFC CENTRAL	W	L	T	Pct
Minnesota	15	1	0	.938
* Green Bay	11	5	0	.688
Tampa Bay	8	8	0	.500
Detroit	5	11	0	.313
Chicago	4	12	0	.250
NFC WEST	W	L	T	Pct
Atlanta	14	2	0	.875
* San Francisco	12	4	0	.750
New Orleans	6	10	0	.375
Carolina	4	12	0	.250
St. Louis	4	12	0	.250

\* Wild Card for Playoffs

# 1997 SEASON (8-8 REGULAR SEASON, 0-0 PLAYOFFS) • 3RD PLACE AFC CENTRAL

DATE	OPPONENT	SCORE	W/L	ATT
Aug. 31	OAKLAND	24-21*	W	30,171
Sep. 7	at Miami	13-16*	L	64,439
Sep. 14	BYE			
Sep. 21	BALTIMORE	10-36	L	17,737
Sep. 28	at Pittsburgh	24-37	L	57,507
Oct. 5	at Seattle	13-16	L	49,897
Oct. 12	CINCINNATI	30-7	W	17,071
Oct. 19	WASHINGTON	28-14	W	31,042
Oct. 26	at Arizona	41-14	W	44,030
Nov. 2	JACKSONVILLE	24-30	L	27,208
Nov. 9	NY GIANTS	10-6	W	26,744
Nov. 16	at Jacksonville	9-17	L	70,070
Nov. 23	BUFFALO	31-14	W	23,571
Nov. 27	at Dallas	27-14	W	63,421
Dec. 4	at Cincinnati	14-41	L	49,086
Dec. 14	at Baltimore	19-21	L	60,558
Dec. 21	PITTSBURGH	16-6	W	50,677

\* Overtime

	TITANS	OPP
<b>Total First Downs</b>	<b>288</b>	<b>292</b>
Rushing	130	79
Passing	136	193
Penalty	22	20
3rd Down: Made/Att	92/219	80/205
3rd Down Pct.	42.0	39.0
4th Down: Made/Att	9/14	9/20
4th Down Pct.	64.3	45.0
<b>Possession Avg.</b>	<b>31:27</b>	<b>28:33</b>
<b>Total Net Yards</b>	<b>4919</b>	<b>5231</b>
Avg. Per Game	307.4	326.9
Total Plays	993	992
Avg. Per Play	5.0	5.3
<b>Net Yards Rushing</b>	<b>2414</b>	<b>1573</b>
Avg. Per Game	150.9	98.3
Total Rushes	541	414
<b>Net Yards Passing</b>	<b>2505</b>	<b>3658</b>
Avg. Per Game	156.6	228.6
Sacked/Yards Lost	32/199	35/240
Gross Yards	2704	3898
Att./Comp.	420/220	543/321
Completion Pct.	52.4	59.1
Had Intercepted	13	14
<b>Punts/Average</b>	<b>74/41.6</b>	<b>69/43.6</b>
<b>Net Punting Avg.</b>	<b>74/35.3</b>	<b>69/38.0</b>
<b>Penalties/Yards</b>	<b>103/814</b>	<b>94/830</b>
<b>Fumbles/Ball Lost</b>	<b>31/13</b>	<b>32/18</b>
<b>Touchdowns</b>	<b>36</b>	<b>35</b>
Rushing	17	12
Passing	15	21
Returns	4	2

BY PERIODS	1	2	3	4	OT	PTS
Oilers	74	107	55	94	3	333
Opponents	54	93	77	83	3	310

SCORING	TD	RU	PA	RT	PAT	FG	S	TP
Del Greco	0	0	0	0	32/32	27/35	0	113
McNair	8	8	0	0	0	0	0	48
E. George	7	6	1	0	0	0	0	44
Wycheck	4	0	4	0	0	0	0	25
Davis	4	0	4	0	0	0	0	24
Sanders	3	0	3	0	0	0	0	18
Thomas	3	3	0	0	0	0	0	18
Robertson	2	0	0	2	0	0	0	12
Kent	1	0	1	0	0	0	0	6
D. Lewis	1	0	0	1	0	0	0	6
Norgard	1	0	1	0	0	0	0	6
Russell	1	0	1	0	0	0	0	6
D. Walker	1	0	0	1	0	0	0	6
<b>Oilers</b>	<b>36</b>	<b>17</b>	<b>15</b>	<b>7</b>	<b>32/32</b>	<b>27/35</b>	<b>0</b>	<b>333</b>
<b>Opponents</b>	<b>35</b>	<b>12</b>	<b>21</b>	<b>2</b>	<b>34/34</b>	<b>22/30</b>	<b>0</b>	<b>310</b>

2-Pt Conversions: E. George, Wycheck, Oilers 2-4, Opponents 0-1

RUSHING	No	Yds	Avg	Lg	TD
E. George	357	1399	3.9	30	6
McNair	101	674	6.7	47	8
Thomas	67	310	4.6	25t	3
Harmon	8	30	3.8	14	0
Roby	1	12	12.0	12	0
Ritchey	1	6	6.0	6	0
Krieg	4	-2	-0.5	0	0
Mason	1	-7	-7.0	-7	0
Sanders	1	-8	-8.0	-8	-
<b>Oilers</b>	<b>541</b>	<b>2414</b>	<b>4.5</b>	<b>47</b>	<b>17</b>
<b>Opponents</b>	<b>414</b>	<b>1573</b>	<b>3.8</b>	<b>77t</b>	<b>12</b>

PASSING	Att	Cmp	Pct	Yards	Yds/Att	TD	Int	Lg	Sk/Yds	Rating
McNair	415	216	52.0	2665	6.42	14	13	85t	31/190	70.4
Krieg	2	1	50.0	2	1.0	0	0	2	0/0	56.3
Ritchey	2	2	100.0	15	7.5	0	0	11	1/9	97.9
Davis	1	1	100.0	22	22.0	1	0	22t	0/0	158.3
<b>Oilers</b>	<b>420</b>	<b>220</b>	<b>52.4</b>	<b>2704</b>	<b>6.44</b>	<b>15</b>	<b>13</b>	<b>55t</b>	<b>32/199</b>	<b>71.6</b>
<b>Opponents</b>	<b>543</b>	<b>321</b>	<b>59.1</b>	<b>3898</b>	<b>7.18</b>	<b>21</b>	<b>14</b>	<b>59t</b>	<b>35/240</b>	<b>83.4</b>

RECEIVING	No	Yds	Avg	Lg	TD
Wycheck	63	748	11.9	42	4
Davis	43	564	13.1	46	4
Sanders	31	498	16.1	55t	3
Harmon	16	189	11.8	27	0
Mason	14	186	13.3	38	0
Thomas	14	111	7.9	22	0
Roan	12	159	13.3	26	0
Russell	12	141	11.8	23	1
E. George	7	44	6.3	15	1
Kent	6	55	9.2	19	1
R. Lewis	1	7	7.0	7	0
Norgard	1	2	2.0	2t	1
<b>Oilers</b>	<b>220</b>	<b>2704</b>	<b>12.3</b>	<b>55t</b>	<b>15</b>
<b>Opponents</b>	<b>321</b>	<b>3898</b>	<b>12.1</b>	<b>59t</b>	<b>21</b>

INTERCEPTIONS	No	Yds	Avg	Lg	TD
Robertson	5	127	25.4	48	0
D. Lewis	5	115	23.0	47t	1
D. Walker	2	53	26.5	39t	1
R. Jones	1	24	24.0	24	0
Bowden	1	9	9.0	9	0
Bishop	0	0	0.0	0	0
<b>Oilers</b>	<b>14</b>	<b>328</b>	<b>23.4</b>	<b>48</b>	<b>2</b>
<b>Opponents</b>	<b>13</b>	<b>48</b>	<b>3.7</b>	<b>24</b>	<b>0</b>

PUNTING	No	Yds	Avg	Net	TB	In	Lg	B
Roby	73	3049	41.8	35.6	1	25	59	0
Del Greco	1	32	32.0	12.0	1	0	32	0
<b>Oilers</b>	<b>74</b>	<b>3081</b>	<b>41.6</b>	<b>35.3</b>	<b>2</b>	<b>25</b>	<b>59</b>	<b>0</b>
<b>Opponents</b>	<b>69</b>	<b>3007</b>	<b>43.6</b>	<b>38.0</b>	<b>7</b>	<b>22</b>	<b>64</b>	<b>0</b>

PUNT RETURNS	No	FC	Yds	Avg	Lg	TD
Gray	17	10	144	8.5	30	0
Mason	13	3	95	7.3	29	0
Archie	1	0	5	5.0	5	0
Robertson	1	0	0	0.0	0	0
<b>Oilers</b>	<b>32</b>	<b>13</b>	<b>244</b>	<b>7.6</b>	<b>30</b>	<b>0</b>
<b>Opponents</b>	<b>36</b>	<b>23</b>	<b>430</b>	<b>11.9</b>	<b>52</b>	<b>0</b>

KICKOFF RETURNS	No	Yds	Avg	Lg	TD
Mason	26	551	21.2	54	0
Thomas	17	346	20.4	33	0
Gray	8	185	23.1	33	0
Archie	2	24	12.0	15	0
Roan	2	20	10.0	12	0
Harmon	1	16	16.0	16	0
Layman	1	5	5.0	5	0
Wycheck	1	3	3.0	3	0
<b>Oilers</b>	<b>58</b>	<b>1150</b>	<b>19.8</b>	<b>54</b>	<b>0</b>
<b>Opponents</b>	<b>71</b>	<b>1528</b>	<b>21.5</b>	<b>51</b>	<b>0</b>

FIELD GOALS	1-19	20-29	30-39	40-49	50+
Del Greco	2/2	6/6	10/11	7/14	2/2
<b>Oilers</b>	<b>2/2</b>	<b>6/6</b>	<b>10/11</b>	<b>7/14</b>	<b>2/2</b>
<b>Opponents</b>	<b>0/0</b>	<b>7/9</b>	<b>8/9</b>	<b>7/11</b>	<b>0/1</b>

Del Greco: (30G, 37G, 33G) (24G, 37G, 43N) (45G, 41N) (43N, 37G, 47G, 26G) (37G, 43G) (40N, 47G, 45G, 19G) ( ) (52G, 42G) (33N, 36G, 41N) (31G, 44N) (41N, 35G) (51G) (29G, 19G) ( ) (25G, 40G) (34G, 29G, 26G)

Opponents: (46N) (25N, 23G, 22G, 29G) (38G, 46N, 42G, 49G, 34G, 36G) (48N, 48G, 25G, 44G) (38G) ( ) (43N) ( ) (30G, 30G, 37G) (42G, 40G) (23G) (36B) ( ) (26G, 40G) (50B, 27B) (23G, 36G)

**SACKS**  
Holmes 7.0, G. Walker 7.0, Ford 5.0, Bowden 2.5, Lyons 2.5, Evans 2.0, Hall 2.0, Robertson 2.0, Bishop 1.5, S. Jackson 1.0, L. Jones 1.0, Marts 1.0, Stewart 0.5  
**Oilers 35.0, Opponents 32.0**

**TACKLES (Solo-Assists-Total)**  
Wortham (61-36-97), Bowden (53-31-84), Bishop 68-14-82), D. Walker (56-12-68), Robertson (44-18-62), Lewis (48-11-59), Ford (38-12-50), Marts 39-11-50), G. Walker 31-13-44), Jackson (34-7-41), Cook (25-8-33), Holmes (28-5-33), Stewart (26-6-32), Evans (23-3-26), L. Jones (21-5-26), Robertson (16-9-25), Lyons (12-8-20), Barnes (9-2-11), Dorsett (5-3-8), Hall (6-2-8), Robinson (7-1-8), McCullough (4-0-4), Halapin (3-0-3), R. Jones (2-0-2), Killens (1-0-1), Thomas (1-0-1)  
**Team Totals: 661-217-878**

### USUAL STARTING LINEUP

#### OFFENSE

WR Chris Sanders (81)  
LT Brad Hopkins (72)  
LG **Bruce Matthews (74)**  
C Mark Stepanoski (53)  
RG Kevin Donnalley (77)  
RT Jon Runyan (75)  
TE Frank Wycheck (88)  
WR Willie Davis (84)  
QB Steve McNair (9)  
RB **Eddie George (27)**  
HB Michael Roan (80)

#### DEFENSE

LE Anthony Cook (78)  
LT Gary Walker (96)  
RT Henry Ford (92)  
RE James Roberson (90)  
LLB Joe Bowden (58)  
MLB Barron Wortham (52)  
RLB Lonnie Marts (56)  
LCB Denard Walker (25)  
RCB Darryll Lewis (29)  
SS **Blaine Bishop (23)**  
FS Marcus Robertson (31)

#### SPECIALISTS

K Al Del Greco (3)  
P Reggie Roby (7)

#### Pro Bowl

All-Pro

**GM:** Floyd Reese; **Head Coach:** Jeff Fisher  
**Asst. Coaches:** Les Steckel (off. coord./QB), Gregg Williams (def. coord.), Bart Andrus (off. asst./qual. control), Greg Brown (DB), O'Neill Gilbert (LB), Jerry Gray (def. asst./qual. control), George Henshaw (off. line/TE), Alan Lowry (WR), Mike Munchak (OL), Rex Norris (DL), Russ Purnell (ST), Sherman Smith (RB), Steve Watterson (strength & rehab.)

### AMERICAN FOOTBALL CONFERENCE STANDINGS

AFC EAST	W	L	T	Pct
New England	10	6	0	.625
* Miami	9	7	0	.563
N.Y. Jets	9	7	0	.563
Buffalo	6	10	0	.375
Indianapolis	3	13	0	.188
AFC CENTRAL	W	L	T	Pct
Pittsburgh	11	5	0	.688
* Jacksonville	11	5	0	.688
<b>Tennessee</b>	<b>8</b>	<b>8</b>	<b>0</b>	<b>.500</b>
Cincinnati	7	9	0	.438
Baltimore	6	9	1	.406
AFC WEST	W	L	T	Pct
Kansas City	13	3	0	.813
* Denver	12	4	0	.750
Seattle	8	8	0	.500
Oakland	4	12	0	.250
San Diego	4	12	0	.250

### NATIONAL FOOTBALL CONFERENCE STANDINGS

NFC EAST	W	L	T	Pct
N.Y. Giants	10	5	1	.656
Washington	8	7	1	.531
Philadelphia	6	9	1	.406
Dallas	6	10	0	.375
Arizona	4	12	0	.250
NFC CENTRAL	W	L	T	

# 1996 SEASON (8-8 REGULAR SEASON, 0-0 PLAYOFFS) • 3RD PLACE AFC CENTRAL (TIED)

DATE	OPPONENT	SCORE	W/L	ATT
Sep. 1	KANSAS CITY	19-20	L	27,725
Sep. 8	at Jacksonville	34-27	W	66,468
Sep. 15	BALTIMORE	29-13	W	20,082
Sep. 22	BYE			
Sep. 29	at Pittsburgh	16-30	L	58,608
Oct. 6	at Cincinnati	30-27*	W	44,680
Oct. 13	at Atlanta	23-13	W	35,401
Oct. 20	PITTSBURGH	23-13	W	50,337
Oct. 27	SAN FRANCISCO	9-10	L	53,664
Nov. 3	at Seattle	16-23	L	36,320
Nov. 10	at New Orleans	31-14	W	34,121
Nov. 17	MIAMI	20-23	L	47,358
Nov. 24	CAROLINA	6-31	L	20,107
Dec. 1	at NY Jets	35-10	W	21,731
Dec. 8	JACKSONVILLE	17-23	L	20,196
Dec. 15	CINCINNATI	13-21	L	15,131
Dec. 22	at Baltimore	24-21	W	52,704

	TITANS	OPP
<b>Total First Downs</b>	<b>287</b>	<b>271</b>
Rushing	110	78
Passing	157	169
Penalty	20	24
3rd Down: Made/Att	79/206	70/199
3rd Down Pct.	38.3	35.2
4th Down: Made/Att	7/11	4/12
4th Down Pct.	63.6	33.3
<b>Possession Avg.</b>	<b>32:02</b>	<b>27:58</b>
<b>Total Net Yards</b>	<b>5048</b>	<b>4610</b>
Avg. Per Game	315.5	288.1
Total Plays	972	956
Avg. Per Play	5.2	4.8
<b>Net Yards Rushing</b>	<b>1950</b>	<b>1385</b>
Avg. Per Game	121.9	86.6
Total Rushes	475	397
<b>Net Yards Passing</b>	<b>3098</b>	<b>3225</b>
Avg. Per Game	193.6	201.6
Sacked/Yards Lost	34/198	35/242
Gross Yards	3296	3467
Att./Comp.	463/272	524/312
Completion Pct.	58.7	59.5
Had Intercepted	15	12
<b>Punts/Average</b>	<b>68/43.7</b>	<b>75/41.0</b>
<b>Net Punting Avg.</b>	<b>68/38.0</b>	<b>75/35.1</b>
<b>Penalties/Yards</b>	<b>91/812</b>	<b>88/672</b>
<b>Fumbles/Ball Lost</b>	<b>26/15</b>	<b>29/14</b>
<b>Touchdowns</b>	<b>35</b>	<b>35</b>
Rushing	12	5
Passing	22	24
Returns	1	6

BY PERIODS	1	2	3	4	OT	PTS
Oilers	105	79	67	91	3	345
Opponents	64	78	48	129	0	319

SCORING	TD	RU	PA	RT	PAT	FG	S	TP
Del Greco	0	0	0	0	35/35	32/38	0	131
George	8	8	0	0			0	48
Davis	6	0	6	0			0	36
Wycheck	6	0	6	0			0	36
Sanders	4	0	4	0			0	24
Harmon	3	1	2	0			0	18
McNair	2	2	0	0			0	12
Russell	2	0	2	0			0	12
Floyd	1	0	1	0			0	6
D. Lewis	1	0	0	1			0	6
Norgard	1	0	1	0			0	6
Thomas	1	1	0	0			0	6
Jackson	0	0	0	0			1	2
Team	0	0	0	0			1	2
Oilers	35	12	22	1	35/35	32/38	2	345
Opponents	35	5	24	6	32/32	25/33	0	319

2-Pt Conversions: Oilers 0-0, Opponents 1-3

RUSHING	No	Yds	Avg	Lg	TD
George	335	1368	4.1	76	8
McNair	31	169	5.5	24t	2
Thomas	49	151	3.1	24t	1
Harmon	29	131	4.5	25	1
Chandler	28	113	4.0	16	0
Davis	1	15	15.0	15	0
Wycheck	2	3	1.5	3	0
Oilers	475	1950	4.1	76	12
Opponents	397	1385	3.5	26	5

PASSING	Att	Cmp	Pct	Yards	Yds/Att	TD	Int	Lg	Sk/Yds	Rating
Chandler	320	184	57.5	2099	6.56	16	11	63t	25/153	79.7
McNair	143	88	61.5	1197	8.37	6	4	83t	9/45	90.6
Oilers	463	272	58.7	3296	7.12	22	15	83t	34/198	83.0
Opponents	524	312	59.5	3467	6.62	24	12	86t	35/242	85.0

RECEIVING	No	Yds	Avg	Lg	TD
Wycheck	53	511	9.6	29	6
Sanders	48	882	18.4	83t	4
Harmon	42	488	11.6	43	2
Davis	39	464	11.9	49	6
Russell	34	421	12.4	29	2
George	23	182	7.9	17	0
Thomas	13	128	9.8	33	0
Floyd	10	145	14.5	63t	1
R. Lewis	7	50	7.1	18	0
Wilson	2	24	12.0	14	0
Norgard	1	1	1.0	1t	1
Oilers	272	3296	12.1	83t	22
Opponents	312	3467	11.1	86t	24

INTERCEPTIONS	No	Yds	Avg	Lg	TD
D.Lewis	5	103	20.6	53	1
Robertson	4	44	11.0	27	0
Dishman	1	7	7.0	7	0
Bishop	1	6	6.0	6	0
Robinson	1	2	2.0	2	0
Oilers	12	162	13.5	53	1
Opponents	15	222	14.8	42t	3

PUNTING	No	Yds	Avg	Net	TB	In	Lg	B
Roby	67	2973	44.4	38.0	7	25	68	1
Oilers	68	2973	43.7	38.0	7	25	68	1
Opponents	75	3073	41.0	35.1	8	16	62	0

PUNT RETURNS	No	FC	Yds	Avg	Lg	TD
Gray	22	15	205	9.3	40	0
Floyd	7	3	74	10.6	32	0
Oilers	29	18	279	9.6	40	0
Opponents	31	14	251	8.1	46	0

KICKOFF RETURNS	No	Yds	Avg	Lg	TD
Gray	50	1224	24.5	88	0
Thomas	5	80	16.0	35	0
Harmon	4	69	17.3	20	0
Archie	2	24	12.0	13	0
McKeehan	2	6	3.0	6	0
Wycheck	2	5	2.5	5	0
Roan	1	13	13.0	13	0
Oilers	66	1421	21.5	88	0
Opponents	78	1675	21.5	47	0

FIELD GOALS	1-19	20-29	30-39	40-49	50+
Del Greco	0/0	7/7	14/16	10/12	1/3
Oilers	0/0	7/7	14/16	10/12	1/3
Opponents	0/0	6/7	13/16	6/9	0/1

**Del Greco:** (34G, 44G, 33G, 22G, 55N) (32G, 29G) (41G, 44G) (47N) (40G, 32G, 49G) (51N, 27G, 35G, 33G) (22G, 32G, 48G) (38G, 56G, 39G) (35G, 36G, 45G, 37B) (25G) (30G, 33G) (24G, 45G) (44N, 27G) (46G, 34N, 42G) (37G)

**Opponents:** (35G, 43G) (38G, 37G, 31N) (33G, 36G, 36G) (42G, 31G, 40G) (26G, 38N, 29G) (27G) (25G, 35G, 47N, 44G, 23N) (29G, 49G) (39N, 34G, 44G, 29G) (49G) (30G) (51N, 34G, 38G, 31G) (47N) (1)

**SACKS**  
Cook 7.5, Barrow 6.0, Walker 5.5, Young 4.0, Bowden 3.0, Robertson 3.0, Jackson 2.0, Wortham 2.0, Ford 1.0, Mix 1.0

**Oilers 35.0, Opponents 34.0**

**TACKLES (Solo-Assists-Total)**  
Bishop (73-36-109), Barrow (67-39-106), Robertson (57-25-82), Wortham (49-29-78), Bowden (46-27-73), D. Lewis (56-13-69), Dishman (42-15-57), Jackson (36-9-45), Walker (30-15-45), Cook (25-19-44), Ford (24-15-39), Robinson (22-9-31), Young (15-11-26), Roberson (14-12-26), L. Jones (12-2-14), Evans (4-7-11), Mix (6-2-8), Mills (3-5) Stewart (5-0-5), Cole (4-0-4), Barnes (3-1-4), Halapin (2-0-2), Burton (1-0-1), A. Smith (0-1-1)

**Team Totals: 596-289-885**

### USUAL STARTING LINEUP

#### OFFENSE

WR Chris Sanders (81)  
LT Brad Hopkins (72)  
**LG Bruce Matthews (74)**  
**C Mark Stepnoski (53)**  
RG Kevin Donnalley (77)  
RT Irv Eatman (75)  
TE Roderick Lewis (88)  
WR Willie Davis (86)  
QB Chris Chandler (12)  
Steve McNair (9)  
RB Eddie George (27)  
FB Frank Wycheck (89)

#### DEFENSE

LE Anthony Cook (78)  
LT Gary Walker (96)  
RT Henry Ford (92)  
RE Robert Young (99)  
LLB Joe Bowden (58)  
MLB Barron Wortham (52)  
RLB Micheal Barrow (56)  
LCB Cris Dishman (28)  
RCB Darryll Lewis (29)  
**SS Blaine Bishop (23)**  
FS Marcus Robertson (31)

#### SPECIALISTS

K Al Del Greco (3)  
P Reggie Roby (7)

#### ADDITIONAL PRO BOWL (SPECIAL TEAMS)

John Henry Mills

#### Pro Bowl

All-Pro

**GM:** Floyd Reese; **Head Coach:** Jeff Fisher

**Asst. Coaches:** Jerry Rhome (off. coord.), Steve Sidwell (def. coord.), Dick Coury (off. asst./passing game), Alan Lowry (def. asst./qual. control), Mike Munchak (off. asst./qual. control), Rex Norris (DL), Rod Perry (DB), Russ Pur-nell (ST), Warren "Rennie" Simmons (OL), Sherman Smith (RB), Les Steckel (WR/TE), Steve Watterson (strength & rehab.), Gregg Williams (LB)

### AMERICAN FOOTBALL CONFERENCE STANDINGS

AFC EAST	W	L	T	Pct
New England	11	5	0	.688
* Buffalo	10	6	0	.625
* Indianapolis	9	7	0	.563
Miami	8	8	0	.500
N.Y. Jets	1	15	0	.063
AFC CENTRAL	W	L	T	Pct
Pittsburgh	10	6	0	.625
* Jacksonville	9	7	0	.563
Cincinnati	8	8	0	.500
<b>Houston</b>	<b>8</b>	<b>8</b>	<b>0</b>	<b>.500</b>
Baltimore	4	12	0	.250
AFC WEST	W	L	T	Pct
Denver	13	3	0	.813
Kansas City	9	7	0	.563
San Diego	8	8	0	.500
Oakland	7	9	0	.438
Seattle	7	9	0	.438

### NATIONAL FOOTBALL CONFERENCE STANDINGS

NFC EAST	W	L	T	Pct
Dallas	10	6	0	.625
* Philadelphia	10	6	0	.625
Washington	9	7	0	.563
Arizona	7	9	0	.438
N.Y. Giants	6	10	0	.375
NFC CENTRAL	W	L	T	Pct
Green Bay	13	3	0	.813
* Minnesota	9	7	0	.563
Chicago	7	9	0	.438
Tampa Bay	6	10	0	.375
Detroit	5	11	0	.313
NFC WEST	W	L	T	Pct
Carolina	12	4	0	.750
* San Francisco	12	4	0	.750
St. Louis	6	10	0	.375
Atlanta	3	13	0	.188
New Orleans	3	13	0	.188

\* Wild Card for Playoffs

# 1995 SEASON (7-9 REGULAR SEASON, 0-0 PLAYOFFS) • 2ND PLACE AFC CENTRAL (TIED)

DATE	OPPONENT	SCORE	W/L	ATT
Sep. 3	at Jacksonville	10-3	W	72,363
Sep. 10	PITTSBURGH	17-34	L	44,122
Sep. 17	CLEVELAND	7-14	L	36,077
Sep. 24	at Cincinnati	38-28	W	46,332
Oct. 1	JACKSONVILLE	16-17	L	36,346
Oct. 8	at Minnesota	17-23*	L	56,430
Oct. 15	BYE			
Oct. 22	at Chicago	32-35	L	63,545
Oct. 29	TAMPA BAY	19-7	W	31,489
Nov. 5	at Cleveland	37-10	W	57,881
Nov. 12	CINCINNATI	25-32	L	32,998
Nov. 19	at Kansas City	13-20	L	77,576
Nov. 26	DENVER	42-33	W	36,113
Dec. 3	at Pittsburgh	7-21	L	56,013
Dec. 10	DETROIT	17-24	L	35,842
Dec. 17	NY JETS	23-6	W	35,873
Dec. 24	at Buffalo	28-17	W	45,253

\* Overtime

	TITANS	OPP
<b>Total First Downs</b>	<b>295</b>	<b>267</b>
Rushing	109	85
Passing	157	157
Penalty	29	25
3rd Down: Made/Att	99/228	71/212
3rd Down Pct.	43.4	33.5
4th Down: Made/Att	7/12	5/15
4th Down Pct.	58.3	33.3
<b>Possession Avg.</b>	<b>32:12</b>	<b>27:48</b>
<b>Total Net Yards</b>	<b>4905</b>	<b>4651</b>
Avg. Per Game	306.6	290.7
Total Plays	1046	983
Avg. Per Play	4.7	4.7
<b>Net Yards Rushing</b>	<b>1664</b>	<b>1526</b>
Avg. Per Game	104.0	95.4
Total Rushes	478	400
<b>Net Yards Passing</b>	<b>3241</b>	<b>3125</b>
Avg. Per Game	202.6	195.3
Sacked/Yards Lost	32/271	30/200
Gross Yards	3512	3325
Att./Comp.	536/314	553/289
Completion Pct.	58.6	52.3
Had Intercepted	18	21
<b>Punts/Average</b>	<b>79/40.3</b>	<b>86/42.4</b>
<b>Net Punting Avg.</b>	<b>79/34.6</b>	<b>86/36.1</b>
<b>Penalties/Yards</b>	<b>98/791</b>	<b>118/962</b>
<b>Fumbles/Ball Lost</b>	<b>36/20</b>	<b>28/17</b>
<b>Touchdowns</b>	<b>38</b>	<b>38</b>
Rushing	12	11
Passing	22	24
Returns	4	3

BY PERIODS	1	2	3	4	OT	PTS
Oilers	70	103	85	90	0	348
Opponents	83	98	36	101	6	324

SCORING	TD	RU	PA	RT	PAT	FG	S	TP
Del Greco	0	0	0	0	33/33	27/31	0	114
Sanders	9	0	9	0			0	54
Jeffries	8	0	8	0			0	48
R. Thomas	7	5	2	0			0	44
Butts	4	4	0	0			0	24
Chandler	2	2	0	0			0	14
Wycheck	2	1	1	0			0	12
Bishop	1	0	0	1			0	6
Cecil	1	0	0	1			0	6
D. Lewis	1	0	0	1			0	6
T. McNair	1	0	1	0			0	6
Robinson	1	0	0	1			0	6
Seabron	1	0	1	0			0	6
Cook	0	0	0	0			1	2
<b>Oilers</b>	<b>38</b>	<b>12</b>	<b>22</b>	<b>4</b>	<b>33/33</b>	<b>27/31</b>	<b>1</b>	<b>348</b>
<b>Opponents</b>	<b>38</b>	<b>11</b>	<b>24</b>	<b>3</b>	<b>35/35</b>	<b>19/24</b>	<b>2</b>	<b>324</b>

2-Pt Conversions: Chandler, R. Thomas, Oilers 2-5, Opponents 0-2

RUSHING	No	Yds	Avg	Lg	TD
R. Thomas	251	947	3.8	74t	5
Brown	86	293	3.4	21	0
Butts	71	185	2.6	9	4
T. McNair	19	136	7.2	22	0
Chandler	28	58	2.1	9	2
S. McNair	11	38	3.5	13	0
Furrer	8	20	2.5	11	0
Hannah	1	5	5.0	5	0
Wycheck	1	1	1.0	1t	1

PASSING	Att	Cmp	Pct	Yards	Yds/Att	TD	Int	Lg	Sk/Yds	Rating
Chandler	356	225	63.2	2460	6.91	17	10	76t	21/173	87.8
Furrer	99	48	48.5	483	4.88	2	7	48	5/35	40.1
McNair	80	41	51.3	569	7.11	3	1	53	6/63	81.7
Camarillo	1	0	0.0	0	0.00	0	0	0	0/0	39.6
<b>Oilers</b>	<b>536</b>	<b>314</b>	<b>58.6</b>	<b>3512</b>	<b>6.55</b>	<b>22</b>	<b>18</b>	<b>76t</b>	<b>32/271</b>	<b>77.9</b>
<b>Opponents</b>	<b>553</b>	<b>289</b>	<b>52.3</b>	<b>3325</b>	<b>6.01</b>	<b>24</b>	<b>21</b>	<b>76t</b>	<b>30/200</b>	<b>69.3</b>

	2	-19	-9.5	-6	0
Sanders					
<b>Oilers</b>	<b>478</b>	<b>1664</b>	<b>3.5</b>	<b>74t</b>	<b>12</b>
<b>Opponents</b>	<b>400</b>	<b>1526</b>	<b>3.8</b>	<b>60t</b>	<b>11</b>

RECEIVING	No	Yds	Avg	Lg	TD
Jeffries	61	684	11.2	35t	8
T. McNair	60	501	8.4	25	1
Wycheck	40	471	11.8	36t	1
R. Thomas	39	204	5.2	19	2
Sanders	35	823	23.5	76t	9
Russell	24	321	13.4	57	0
R. Lewis	16	116	7.3	16	0
Seabron	12	167	13.9	34	1
Hannah	10	142	14.2	42	0
Roan	8	46	5.8	11	0
Brown	6	16	2.7	7	0
Butts	2	10	5.0	10	0
Lundy	1	11	11.0	11	0
<b>Oilers</b>	<b>314</b>	<b>3512</b>	<b>11.2</b>	<b>76t</b>	<b>22</b>
<b>Opponents</b>	<b>289</b>	<b>3325</b>	<b>11.5</b>	<b>76t</b>	<b>24</b>

INTERCEPTIONS	No	Yds	Avg	Lg	TD
D. Lewis	6	145	24.2	98t	1
Cecil	3	35	11.7	20t	1
Dishman	3	17	5.7	17	0
Barnes	2	6	3.0	6	0
Harris	2	0	0.0	0	0
Jackson	2	0	0.0	0	0
Bishop	1	62	62.0	62t	1
Robinson	1	49	49.0	49t	1
Davidson	1	3	3.0	3	0
<b>Oilers</b>	<b>21</b>	<b>317</b>	<b>15.1</b>	<b>98t</b>	<b>4</b>
<b>Opponents</b>	<b>18</b>	<b>265</b>	<b>14.7</b>	<b>32t</b>	<b>1</b>

PUNTING	No	Yds	Avg	Net	TB	In	Lg	B
Camarillo	77	3165	41.1	34.8	8	26	60	1
Del Greco	1	15	15.0	15.0	0	0	15	0
<b>Oilers</b>	<b>79</b>	<b>3180</b>	<b>40.3</b>	<b>34.6</b>	<b>8</b>	<b>26</b>	<b>60</b>	<b>1</b>
<b>Opponents</b>	<b>86</b>	<b>3645</b>	<b>42.4</b>	<b>36.1</b>	<b>10</b>	<b>29</b>	<b>58</b>	<b>0</b>

PUNT RETURNS	No	FC	Yds	Avg	Lg	TD
Gray	30	20	303	10.1	20	0
Hannah	5	1	36	7.2	11	0
<b>Oilers</b>	<b>35</b>	<b>21</b>	<b>339</b>	<b>9.7</b>	<b>20</b>	<b>0</b>
<b>Opponents</b>	<b>35</b>	<b>17</b>	<b>288</b>	<b>8.2</b>	<b>72t</b>	<b>1</b>

KICKOFF RETURNS	No	Yds	Avg	Lg	TD
Gray	53	1183	22.3	54	0
R. Thomas	3	48	16.0	23	0
Butts	2	14	7.0	14	0
Lundy	2	28	14.0	17	0
Barnes	1	-4	-4.0	-4	0
Bowden	1	6	6.0	6	0
R. Lewis	1	5	5.0	5	0
Worham	1	3	-3.0	-3	0
<b>Oilers</b>	<b>64</b>	<b>1277</b>	<b>20.0</b>	<b>54</b>	<b>0</b>
<b>Opponents</b>	<b>78</b>	<b>1467</b>	<b>18.8</b>	<b>47</b>	<b>0</b>

FIELD GOALS	1-19	20-29	30-39	40-49	50+
Del Greco	3/3	3/3	8/8	10/12	3/5
<b>Oilers</b>	<b>3/3</b>	<b>3/3</b>	<b>8/8</b>	<b>10/12</b>	<b>3/5</b>
<b>Opponents</b>	<b>0/0</b>	<b>7/7</b>	<b>5/7</b>	<b>6/8</b>	<b>1/2</b>

**Del Greco:** (19G) (43G) (41N) (29G, 53G, 32G, 52N) (19G, 50G, 44G) (46N, 39G) (19G, 45G, 41G, 50N, 39G) (44G, 45G, 37G) (40G, 34G, 34G, 23G) ( ) ( ) (47G) (49G, 53G, 24G) (39G, 33G)  
**Opponents:** (36N, 26G) (42G, 40G) ( ) ( ) (22G) (38G) (28G, 22G, 47G, 35G) (38N) (50N, 20G) (33G, 49G, 27G) (47G, 21G) (56G, 48N, 35G) ( ) (36G, 49N) ( ) (44G)

**SACKS**  
 Cook 4.5, Ford 4.5, Robinson 3.5, Barrow 3.0, Walker 2.5, Davidson 2.0, Montgomery 2.0, Bishop 1.5, McGhee 1.5, Bowden 1.0, Childress 1.0, Jackson 1.0, D. Lewis 1.0, Worham 1.0  
**Oilers 30.0, Opponents 32.0**

**TACKLES (Solo-Assists-Total)**  
 Bishop (75-22-97), Barrow (54-32-86), Robinson (48-24-72), Cecil (44-16-60), D. Lewis (50-8-58), Dishman (48-10-58), Bowden (38-13-51), Montgomery (26-20-46), Ford (27-16-43), Worham (23-15-38), Walker (22-10-32), Davidson (16-16-32), Barnes (21-2-23), Cook (13-9-22), Jackson (17-4-21), O. Harris (10-9-19), Veasey (14-3-17), Childress (8-7-15), A. Smith (5-2-7), McGhee (4-3-7), T. Hunter (6-0-6), Evans (2-1-3), Robertson (2-0-2), Hall (1-1-2), Logan (1-0-1)  
**Team Totals: 575-243-818**

### USUAL STARTING LINEUP

**OFFENSE**  
 WR Haywood Jeffries (84)  
 LT Brad Hopkins (72)  
**LG Bruce Matthews (74)**  
**C Mark Stepnoski (53)**  
 RG Kevin Donnalley (77)  
 RT David Williams (73)  
 Irv Eatman (75)  
 TE Frank Wycheck (89)  
 WR Chris Sanders (81)  
 QB Chris Chandler (12)  
 RB Rodney Thomas (20)  
 FB Todd McNair (48)

**DEFENSE**  
 LE Kenny Davidson (90)  
 Anthony Cook (78)  
 LT Gary Walker (86)  
 Ray Childress (79)  
 RT Glenn Montgomery (94)  
 RE Henry Ford (92)  
 LLB Eddie Robinson (50)  
 MLB Micheal Barrow (56)  
 RLB Joe Bowden (58)  
 LCB Cris Dishman (28)  
**RCB Darryll Lewis (29)**  
**SS Blaine Bishop (23)**  
 FS Chuck Cecil (26)

**SPECIALISTS**  
 K Al Del Greco (3)  
 P Rich Camarillo (16)

**Pro Bowl**  
 All-Pro

**GM:** Floyd Reese; **Head Coach:** Jeff Fisher  
**Asst. Coaches:** Jerry Rhome (off. coord.), Steve Sidwell (def. coord.), Larry Beightol (OL), Dick Coury (off. asst./passing game), Mike Munchak (off. asst./qual. control), Rex Norris (DL), Clancy Pendergast (def. asst./qual. control), Rod Perry (DB), Russ Purnell (ST), Sherman Smith (RB), Les Steckel (WR/TE), Trooper Taylor (minority intern), Steve Watterson (strength & rehab.), Gregg Williams (LB)

### AMERICAN FOOTBALL CONFERENCE STANDINGS

AFC EAST	W	L	T	Pct
Buffalo	10	6	0	.625
* Indianapolis	9	7	0	.563
* Miami	9	7	0	.563
New England	6	10	0	.375
N.Y. Jets	3	13	0	.188
AFC CENTRAL	W	L	T	Pct
Pittsburgh	11	5	0	.688
Cincinnati	7	9	0	.438
<b>Houston</b>	<b>7</b>	<b>9</b>	<b>0</b>	<b>.438</b>
Cleveland	5	11	0	.313
Jacksonville	4	12	0	.250
AFC WEST	W	L	T	Pct
Kansas City	13	3	0	.813
* San Diego	9	7	0	.563
Seattle	8	8	0	.500
Denver	8	8	0	.500
Oakland	8	8	0	.500

### NATIONAL FOOTBALL CONFERENCE STANDINGS

NFC EAST	W	L	T	Pct
Dallas	12	4	0	.750
* Philadelphia	10	6	0	.625
Washington	6	10	0	.375
N.Y. Giants	5	11	0	.313
Arizona	4	12	0	.250
AFC CENTRAL	W	L	T	Pct
Green Bay	11	5	0	.688
* Detroit	10	6	0	.625
Chicago	9	7	0	.563
Minnesota	8	8	0	.500
Tampa Bay	7	9	0	.438
AFC WEST	W	L	T	Pct
San Francisco	11	5	0	.688
* Atlanta	9	7	0	.563
St. Louis	7	9	0	.438
Carolina	7	9	0	.438
New Orleans	7	9	0	.438

\* Wild Card for Playoffs

# 1994 SEASON (2-14 REGULAR SEASON, 0-0 PLAYOFFS) • 4TH PLACE AFC CENTRAL

DATE	OPPONENT	SCORE	W/L	ATT
Sep. 4	at Indianapolis	21-45	L	47,372
Sep. 11	at Dallas	17-20	L	64,402
Sep. 18	BUFFALO	7-15	L	55,424
Sep. 25	CINCINNATI	20-13	W	44,253
Oct. 3	at Pittsburgh	14-30	L	57,274
Oct. 9	BYE			
Oct. 13	CLEVELAND	8-11	L	50,364
Oct. 24	at Philadelphia	6-21	L	65,233
Oct. 30	at L.A. Raiders	14-17	L	40,473
Nov. 6	PITTSBURGH	9-12*	L	47,822
Nov. 13	at Cincinnati	31-34	L	54,908
Nov. 21	NY GIANTS	10-13	L	53,201
Nov. 27	at Cleveland	10-34	L	65,088
Dec. 4	ARIZONA	12-30	L	39,821
Dec. 11	SEATTLE	14-16	L	31,453
Dec. 18	at Kansas City	9-31	L	79,319
Dec. 24	NY JETS	24-10	W	31,176

\* Overtime

	TITANS	OPP
<b>Total First Downs</b>	<b>278</b>	<b>275</b>
Rushing	97	112
Passing	158	132
Penalty	23	31
3rd Down: Made/Att	78/224	80/219
3rd Down Pct.	34.8	36.5
4th Down: Made/Att	9/18	3/10
4th Down Pct.	50.0	30.0
<b>Possession Avg.</b>	<b>29:06</b>	<b>30:54</b>
<b>Total Net Yards</b>	<b>4481</b>	<b>4915</b>
Avg. Per Game	280.1	307.2
Total Plays	1036	971
Avg. Per Play	4.3	5.1
<b>Net Yards Rushing</b>	<b>1682</b>	<b>2120</b>
Avg. Per Game	105.1	132.5
Total Rushes	417	540
<b>Net Yards Passing</b>	<b>2799</b>	<b>2795</b>
Avg. Per Game	174.9	174.7
Sacked/Yards Lost	65/417	31/168
Gross Yards	3216	2963
Att./Comp.	554/274	400/221
Completion Pct.	49.5	55.3
Had Intercepted	17	14
<b>Punts/Average</b>	<b>96/42.9</b>	<b>82/42.0</b>
<b>Net Punting Avg.</b>	<b>96/36.4</b>	<b>82/36.9</b>
<b>Penalties/Yards</b>	<b>115/959</b>	<b>102/807</b>
<b>Fumbles/Ball Lost</b>	<b>42/25</b>	<b>20/12</b>
<b>Touchdowns</b>	<b>25</b>	<b>37</b>
Rushing	10	17
Passing	13	18
Returns	2	2

BY PERIODS	1	2	3	4	OT	PTS
Oilers	45	56	25	100	0	226
Opponents	57	122	60	110	3	352

SCORING	TD	RU	PA	RT	PAT	FG	S	TP
Del Greco	0	0	0	0	18/18	16/20	0	66
Jeffires	6	0	6	0			0	42
G. Brown	5	4	1	0			0	30
White	4	3	1	0			0	24
Givins	2	0	1	1			0	12
Slaughter	2	0	2	0			0	12
Tolliver	2	2	0	0			0	12
Carter	1	0	1	0			0	6
Coleman	1	0	1	0			0	6
Dishman	1	0	0	1			0	6
Richardson	1	1	0	0			0	6
R. Brown	0	0	0	0			0	2
Lathon	0	0	0	0			1	2
<b>Oilers</b>	<b>25</b>	<b>10</b>	<b>13</b>	<b>2</b>	<b>18/18</b>	<b>16/20</b>	<b>1</b>	<b>226</b>
<b>Opponents</b>	<b>37</b>	<b>17</b>	<b>18</b>	<b>2</b>	<b>34/35</b>	<b>30/31</b>	<b>1</b>	<b>352</b>

2-Pt Conversions: Jeffires 3, R. Brown, Oilers 4-7, Opponents 2-2

RUSHING	No	Yds	Avg	Lg	TD
White	191	757	4.0	33	3
G. Brown	169	648	3.8	18	4
Richardson	30	217	7.2	18	1
Tolliver	12	37	3.1	10	2
Carlson	10	17	1.7	6	0
Tillman	2	12	6.0	9	0
Coleman	1	2	2.0	2	0
Wellman	1	-3	-3.0	-3	0
Givins	1	-5	-5.0	-5	0
<b>Oilers</b>	<b>417</b>	<b>1682</b>	<b>4.0</b>	<b>33</b>	<b>10</b>
<b>Opponents</b>	<b>540</b>	<b>2120</b>	<b>3.9</b>	<b>52</b>	<b>17</b>

PASSING	Att	Cmp	Pct	Yards	Yds/Att	TD	Int	Lg	Sk/Yds	Rating
Tolliver	240	121	50.4	1287	5.36	6	7	44	27/166	62.6
Richardson	181	94	51.9	1202	6.64	6	6	76t	23/136	70.3
Carlson	132	59	44.7	727	5.51	1	4	81	15/115	52.2
Camarillo	1	0	0.00	0	0.00	0	0	0	0/0	39.6
<b>Oilers</b>	<b>554</b>	<b>274</b>	<b>49.5</b>	<b>3216</b>	<b>5.81</b>	<b>13</b>	<b>17</b>	<b>81</b>	<b>65/417</b>	<b>62.5</b>
<b>Opponents</b>	<b>400</b>	<b>221</b>	<b>55.3</b>	<b>2963</b>	<b>7.41</b>	<b>18</b>	<b>14</b>	<b>55</b>	<b>31/168</b>	<b>79.4</b>

RECEIVING	No	Yds	Avg	Lg	TD
Slaughter	68	846	12.4	57	2
Jeffires	68	783	11.5	50	6
Givins	36	521	14.5	76t	1
White	21	188	9.0	41	1
Coleman	20	298	14.9	81	1
G. Brown	18	194	10.8	24	1
Carter	11	74	6.7	19	1
Wellman	10	112	11.2	25	0
McNair	8	78	9.8	21	0
R. Lewis	4	48	12.0	19	0
R. Brown	4	34	8.5	11	0
Hannah	3	24	8.0	11	0
Maston	2	12	6.0	10	0
Mills	1	4	4.0	4	0
<b>Oilers</b>	<b>274</b>	<b>3216</b>	<b>11.7</b>	<b>81</b>	<b>13</b>
<b>Opponents</b>	<b>221</b>	<b>2963</b>	<b>13.4</b>	<b>55</b>	<b>18</b>

INTERCEPTIONS	No	Yds	Avg	Lg	TD
D. Lewis	5	57	11.4	20	0
Dishman	4	74	18.5	38	1
Robertson	3	90	30.0	41	0
Bishop	1	21	21.0	21	0
St. Jackson	1	0	0.0	0	0
<b>Oilers</b>	<b>14</b>	<b>242</b>	<b>17.3</b>	<b>41</b>	<b>1</b>
<b>Opponents</b>	<b>17</b>	<b>188</b>	<b>11.1</b>	<b>41</b>	<b>0</b>

PUNTING	No	Yds	Avg	Net	TB	In	Lg	B
Camarillo	96	4115	42.9	36.4	9	35	58	0
<b>Oilers</b>	<b>96</b>	<b>4115</b>	<b>42.9</b>	<b>36.4</b>	<b>9</b>	<b>35</b>	<b>58</b>	<b>0</b>
<b>Opponents</b>	<b>82</b>	<b>3443</b>	<b>42.0</b>	<b>36.9</b>	<b>7</b>	<b>31</b>	<b>56</b>	<b>0</b>

PUNT RETURNS	No	FC	Yds	Avg	Lg	TD
Givins	37	9	210	5.7	78t	1
Hannah	9	0	58	6.4	13	0
Coleman	2	2	13	6.5	10	0
Dishman	1	0	0	0.0	0	0
Robertson	1	1	0	0.0	0	0
<b>Oilers</b>	<b>50</b>	<b>12</b>	<b>281</b>	<b>5.6</b>	<b>78t</b>	<b>1</b>
<b>Opponents</b>	<b>50</b>	<b>16</b>	<b>438</b>	<b>8.8</b>	<b>82t</b>	<b>1</b>

KICKOFF RETURNS	No	Yds	Avg	Lg	TD
McNair	23	481	20.9	44	0
Mills	15	282	18.8	34	0
St. Jackson	14	285	20.4	40	0
White	8	167	20.9	28	0
Hannah	5	116	23.2	39	0
Tillman	4	51	12.8	19	0
Bishop	2	18	9.0	11	0
Teeter	2	9	4.5	9	0
Givins	1	27	27.0	27	0
<b>Oilers</b>	<b>74</b>	<b>1436</b>	<b>19.4</b>	<b>44</b>	<b>0</b>
<b>Opponents</b>	<b>48</b>	<b>832</b>	<b>17.3</b>	<b>35</b>	<b>0</b>

FIELD GOALS	1-19	20-29	30-39	40-49	50+
Del Greco	0/0	4/5	4/4	7/8	1/3
<b>Oilers</b>	<b>0/0</b>	<b>4/5</b>	<b>4/4</b>	<b>7/8</b>	<b>1/3</b>
<b>Opponents</b>	<b>0/0</b>	<b>10/10</b>	<b>7/7</b>	<b>11/11</b>	<b>2/3</b>

**Del Greco:** (55N) (41G) (1) (45G, 24G) (48N) (29N) (21G, 24G) (52N) (32G, 49G, 38G) (34G) (43G) (42G) (38G) (1) (48G) (28G, 50G, 42G)  
**Opponents:** (42G) (45G, 29G) (37G, 42G, 48G, 29G, 48G) (21G, 49G) (42G, 25G, 22G) (50N, 35G) (1) (35G) (50G, 39G, 37G, 40G) (50G, 40G) (26G, 37G) (37G, 23G) (25G, 23G) (40G) (21G) (49G)

**SACKS**  
 Lathon 8.5, Childress 6.0, Davidson 6.0, Montgomery 3.0, Barrow 2.5, A. Smith 2.5, Bishop 1.5, St. Jackson 1.0  
**Oilers 31.0, Opponents 65.0**

**TACKLES (Solo-Assists-Total)**  
 A. Smith (97-45-142), Bishop (75-37-112), Robertson (80-31-111), Barrow (57-37-94), Childress (49-19-68), Davidson (47-21-68), Dishman (53-13-66), Robinson (41-25-66), Montgomery (45-19-64), D. Lewis (43-12-55), Lathon (36-16-52), McDowell (18-6-24), Wortham (15-7-22), Roberts (15-4-19), Bowden (7-6-13), St. Jackson (10-2-12), Ford (10-1-11), Teeter (7-0-7), Orlando (5-1-6), McCants (3-2-5), Davis (2-0-2), Faryniarz (1-0-1)  
**Team Totals: 716-304-1020**

### USUAL STARTING LINEUP

OFFENSE
WR Haywood Jeffires (80)
WR Webster Slaughter (84)
LT Brad Hopkins (72)
LG John Flannery (55)
<b>C Bruce Matthews (74)</b>
RG Kevin Donnalley (77)
RT David Williams (75)
TE Pat Carter (85)
WR Ernest Givins (81)
QB Billy Joe Tolliver(11)
Cody Carlson (14)
Bucky Richardson (7)
RB Lorenzo White (44)
FB Gary Brown (33)

DEFENSE
LE Kenny Davidson (90)
LT Ray Childress (79)
RT Glenn Montgomery (94)
RE Lamar Lathon (57)
LLB Eddie Robinson (50)
MLB Al Smith (54)
RLB Micheal Barrow (56)
LCB Kris Dishman (28)
RCB Darryll Lewis (29)
SS Blaine Bishop (23)
FS Marcus Robertson (31)

### SPECIALISTS

K Al Del Greco (3)
P Rich Camarillo (16)

### Pro Bowl

All-Pro

**GM:** Floyd Reese; **Head Coach:** Jack Pardee (10 games), Jeff Fisher (six games)  
**Asst. Coaches:** Kevin Gilbride (asst. head coach/off.), Dick Coury (off. coord.), Jeff Fisher (def. coord.), Charlie Baggett (WR), Tom Bettis (DB), Frank Bush (qual. control), Frank Novak (ST/RB), Jim Stanley (DL), Steve Watterson (strength & rehab.), Gregg Williams (LB), Bob Young (OL)

\* Coord. for first 10 games; head coach last six games

### AMERICAN FOOTBALL CONFERENCE STANDINGS

AFC EAST	W	L	T	Pct
Miami	10	6	0	.625
* New England	10	6	0	.625
Indianapolis	8	8	0	.500
Buffalo	7	9	0	.438
N.Y. Jets	6	10	0	.375
AFC CENTRAL	W	L	T	Pct
Pittsburgh	12	4	0	.750
* Cleveland	11	5	0	.688
Cincinnati	3	13	0	.188
<b>Houston</b>	<b>2</b>	<b>14</b>	<b>0</b>	<b>.125</b>
AFC WEST	W	L	T	Pct
San Diego	11	5	0	.688
* Kansas City	9	7	0	.563
L.A. Raiders	9	7	0	.563
Denver	7	9	0	.438
Seattle	6	10	0	.375

### NATIONAL FOOTBALL CONFERENCE STANDINGS

NFC EAST	W	L	T	Pct
Dallas	12	4	0	.750
N.Y. Giants	9	7	0	.563
Arizona	8	8	0	.500
Philadelphia	7	9	0	.438
Washington	3	13	0	.188
NFC CENTRAL	W	L	T	Pct
Minnesota	10	6	0	.625
* Green Bay	9	7	0	.563
* Detroit	9	7	0	.563
* Chicago	9	7	0	.563
Tampa Bay	6	10	0	.375
NFC WEST	W	L	T	Pct
San Francisco	13	3	0	.813
New Orleans	7	9	0	.438
Atlanta	7	9	0	.438
L.A. Rams	4	12	0	.250

\* Wild Card for Playoffs



# 1993 SEASON (12-4 REGULAR SEASON, 0-1 PLAYOFFS) • 1ST PLACE AFC CENTRAL

DATE	OPPONENT	SCORE	W/L	ATT
Sep. 5	at New Orleans	21-33	L	69,029
Sep. 12	KANSAS CITY	30-0	W	59,780
Sep. 19	at San Diego	17-18	L	58,519
Sep. 26	L.A. RAMS	13-28	L	53,072
Oct. 3	BYE			
Oct. 11	at Buffalo	7-35	L	79,613
Oct. 17	at New England	28-14	W	51,037
Oct. 24	CINCINNATI	28-12	W	50,039
Oct. 31	BYE			
Nov. 7	SEATTLE	24-14	W	50,447
Nov. 14	at Cincinnati	38-3	W	42,347
Nov. 21	at Cleveland	27-20	W	71,668
Nov. 28	PITTSBURGH	23-3	W	61,238
Dec. 5	ATLANTA	33-17	W	58,186
Dec. 12	CLEVELAND	19-17	W	58,720
Dec. 19	at Pittsburgh	26-17	W	57,592
Dec. 25	at San Francisco	10-7	W	61,744
Jan. 2	NY JETS	24-0	W	61,040
Jan. 16	KANSAS CITY	20-28	L	64,011

\* Overtime

	TITANS	OPP
<b>Total First Downs</b>	<b>330</b>	<b>289</b>
Rushing	101	73
Passing	208	184
Penalty	21	32
3rd Down: Made/Att	94/211	64/208
3rd Down Pct.	44.5	30.8
4th Down: Made/Att	3/12	12/24
4th Down Pct.	25.0	50.0
<b>Possession Avg.</b>	<b>31:48</b>	<b>28:12</b>
<b>Total Net Yards</b>	<b>5658</b>	<b>4874</b>
Avg. Per Game	353.6	304.6
Total Plays	1066	1003
Avg. Per Play	5.3	4.9
<b>Net Yards Rushing</b>	<b>1792</b>	<b>1273</b>
Avg. Per Game	112.0	79.6
Total Rushes	409	369
<b>Net Yards Passing</b>	<b>3866</b>	<b>3601</b>
Avg. Per Game	241.6	225.1
Sacked/Yards Lost	43/279	52/313
Gross Yards	4145	3914
Att./Comp.	614/357	582/302
Completion Pct.	58.1	51.9
Had Intercepted	25	296
<b>Punts/Average</b>	<b>56/45.3</b>	<b>79/43.7</b>
<b>Net Punting Avg.</b>	<b>56/38.7</b>	<b>79/36.9</b>
<b>Penalties/Yards</b>	<b>132/1005</b>	<b>103/791</b>
<b>Fumbles/Ball Lost</b>	<b>37/20</b>	<b>32/17</b>
<b>Touchdowns</b>	<b>40</b>	<b>26</b>
Rushing	11	9
Passing	23	16
Returns	6	1

BY PERIODS	1	2	3	4	OT	PTS
Oilers	68	131	75	94	0	368
Opponents	40	73	50	75	0	238

SCORING	TD	RU	PA	RT	PAT	FG	S	TP
Del Greco	0	0	0	0	39/40	29/34	0	126
G. Brown	8	6	2	0	0	0	0	48
Jeffries	6	0	6	0	0	0	0	36
Slaughter	5	0	5	0	0	0	0	30
Givins	4	0	4	0	0	0	0	24
Duncan	3	0	3	0	0	0	0	18
Carlson	2	2	0	0	0	0	0	12
White	2	2	0	0	0	0	0	12
Childress	1	0	0	1	0	0	0	6
Dishman	1	0	0	1	0	0	0	6
Harris	1	0	1	0	0	0	0	6
Jackson	1	0	0	1	0	0	0	6
Lewis	1	0	0	1	0	0	0	6
Moon	1	1	0	1	0	0	0	6
Orlando	1	0	0	1	0	0	0	6
Robertson	1	0	0	1	0	0	0	6
Tillman	1	0	1	0	0	0	0	6
Wellman	1	0	1	0	0	0	0	6
<b>Oilers</b>	<b>40</b>	<b>11</b>	<b>26</b>	<b>6</b>	<b>39/40</b>	<b>29/34</b>	<b>1</b>	<b>368</b>
<b>Opponents</b>	<b>26</b>	<b>9</b>	<b>16</b>	<b>1</b>	<b>25/26</b>	<b>19/28</b>	<b>0</b>	<b>238</b>

RUSHING	No	Yds	Avg	Lg	TD
G. Brown	195	1002	5.1	26	6
White	131	465	3.5	14	2
Moon	48	145	3.0	35	1
Tillman	9	94	10.4	34	0

PASSING	Att	Cmp	Pct	Yards	Yds/Att	TD	Int	Lg	Sk/Yds	Rating
Moon	520	303	58.3	3485	6.70	21	21	80t	34/218	75.2
Carlson	90	51	56.7	605	6.72	2	4	47	8/53	66.2
Richardson	4	3	75.0	55	13.75	0	0	34	1/8	116.7
<b>Oilers</b>	<b>614</b>	<b>357</b>	<b>58.1</b>	<b>4145</b>	<b>6.75</b>	<b>23</b>	<b>25</b>	<b>80t</b>	<b>43/279</b>	<b>74.2</b>
<b>Opponents</b>	<b>582</b>	<b>302</b>	<b>51.9</b>	<b>3914</b>	<b>6.73</b>	<b>16</b>	<b>26</b>	<b>53t</b>	<b>52/313</b>	<b>63.9</b>

Carlson	14	41	2.9	10t	2
Givins	6	19	3.2	16	0
Maston	1	10	10.0	10	0
Richardson	2	9	4.5	11	0
Wellman	2	6	3.0	4	0
Coleman	1	1	1.0	1	0
<b>Oilers</b>	<b>409</b>	<b>1792</b>	<b>4.4</b>	<b>35</b>	<b>11</b>
<b>Opponents</b>	<b>369</b>	<b>1273</b>	<b>3.4</b>	<b>29</b>	<b>9</b>

RECEIVING	No	Yds	Avg	Lg	TD
Slaughter	77	904	11.7	41	5
Givins	68	887	13.0	80t	4
Jeffries	66	753	11.4	66t	6
Duncan	41	456	11.1	47	3
White	34	229	6.7	20	0
Wellman	31	430	13.9	44	1
G. Brown	21	240	11.4	38t	2
Coleman	9	129	14.3	25	0
Harris	4	53	13.3	17t	1
R. Brown	2	30	15.0	26	0
Maston	1	14	14.0	14	0
Norgard	1	13	13.0	13	0
Tillman	1	4	4.0	4t	1
Drewrey	1	3	3.0	3	0
<b>Oilers</b>	<b>357</b>	<b>4145</b>	<b>11.6</b>	<b>80t</b>	<b>23</b>
<b>Opponents</b>	<b>302</b>	<b>3914</b>	<b>13.0</b>	<b>53t</b>	<b>16</b>

INTERCEPTIONS	No	Yds	Avg	Lg	TD
Robertson	7	137	19.6	69	0
Dishman	6	74	12.3	30	0
Jackson	5	54	10.8	22t	1
Orlando	3	68	22.7	38t	1
McDowell	3	31	10.3	13	0
Lewis	1	47	47.0	47t	1
Bishop	1	1	1.0	1	0
<b>Oilers</b>	<b>26</b>	<b>412</b>	<b>15.8</b>	<b>69</b>	<b>3</b>
<b>Opponents</b>	<b>25</b>	<b>309</b>	<b>12.4</b>	<b>42</b>	<b>0</b>

PUNTING	No	Yds	Avg	Net	TB	In	Lg	B
Montgomery	54	2462	45.6	39.1	5	13	77	0
Sullivan (TM)	2	73	36.5	26.5	1	1	37	0
<b>Oilers</b>	<b>56</b>	<b>2535</b>	<b>45.3</b>	<b>38.7</b>	<b>6</b>	<b>14</b>	<b>77</b>	<b>0</b>
<b>Opponents</b>	<b>79</b>	<b>3454</b>	<b>43.7</b>	<b>36.9</b>	<b>13</b>	<b>15</b>	<b>71</b>	<b>1</b>

PUNT RETURNS	No	FC	Yds	Avg	Lg	TD
Drewrey	41	19	275	6.7	18	0
<b>Oilers</b>	<b>41</b>	<b>19</b>	<b>275</b>	<b>6.7</b>	<b>18</b>	<b>0</b>
<b>Opponents</b>	<b>28</b>	<b>5</b>	<b>249</b>	<b>8.9</b>	<b>30</b>	<b>0</b>

KICKOFF RETURNS	No	Yds	Avg	Lg	TD
Drewrey	15	293	19.5	34	0
Mills	11	230	20.9	37	0
Coleman	3	37	12.3	16	0
G. Brown	2	29	14.5	16	0
<b>Oilers</b>	<b>31</b>	<b>589</b>	<b>19.0</b>	<b>37</b>	<b>0</b>
<b>Opponents</b>	<b>60</b>	<b>1062</b>	<b>17.7</b>	<b>36</b>	<b>0</b>

FIELD GOALS	1-19	20-29	30-39	40-49	50+
Del Greco	0/0	13/13	8/9	4/5	4/7
<b>Oilers</b>	<b>0/0</b>	<b>13/13</b>	<b>8/9</b>	<b>4/5</b>	<b>4/7</b>
<b>Opponents</b>	<b>1/1</b>	<b>6/7</b>	<b>5/6</b>	<b>4/9</b>	<b>3/5</b>

**Del Greco:** (50N) (25G, 22G, 50G) (27G) (52G, 25G) ( ) ( ) ( )  
 (33G, 51G, 39G) (39G) (34N, 28G, 30G) (43G, 21G, 28G) (52G, 43G, 56N, 52N, 21G, 36G) (27G, 48G, 49G, 25G) (41N, 34G, 22G, 33G, 21G) (24G) (38G)  
**Opponents:** (28G, 37G, 18G, 47G) (46N) (34G, 34G, 27G, 27G, 36G, 27G) (47N) (54N) (42B) (53G, 50G) ( ) (46G) (21G, 44G) (42G) (30G) (53G, 46N, 56N) (26G) (47N, 24B) (36N)

**SACKS**  
 Jones 13.0, Fuller 10.0, Childress 9.0, Gl. Montgomery 6.0, L. Williams 3.0, Lathon 2.0, Marshall 2.0, Barrow 1.0, Bishop 1.0, McDowell 1.0, Robinson 1.0, Teeter 1.0, Bowden 1.0  
**Oilers 52.0, Opponents 43.0**

**TACKLES (Solo-Assists-Total)**  
 Smith (67-28-95), Robertson (62-20-82), Dishman (68-10-78), McDowell (56-19-75), Childress (45-13-58), Robinson (42-15-57), Jackson (45-10-55), S. Jones (42-12-54), Gl. Montgomery (35-10-45), Lathon (29-10-39), Fuller (29-8-37), Marshall (28-9-37), Bowden (19-9-28), Bishop (24-3-27), Barrow (21-5-26), Orlando (16-2-18), L. Williams (8-8-16), Lewis (13-1-14), T. Brown (4-0-4), McCants (4-0-4), Teeter (3-2-5), Hoage (3-0-3)  
**Team Totals: 663-194-857**

### USUAL STARTING LINEUP

**OFFENSE**  
**WR** Haywood Jeffries (84)  
**WR** Webster Slaughter (89)  
**LT** Brad Hopkins (72)  
**LG** Mike Munchak (63)  
**C** Bruce Matthews (74)  
**RG** Doug Dawson (66)  
**RT** David Williams (73)  
**WR** Ernest Givins (81)  
**WR** Curtis Duncan (80)  
**QB** Warren Moon (1)  
**RB** Gary Brown (33)  
 Lorenzo White (44)

**DEFENSE**  
**LE** William Fuller (95)  
**LT** Ray Childress (79)  
**RT** Glenn Montgomery (94)  
**RE** Sean Jones (96)  
**LLB** Eddie Robinson (50)  
**MLB** Al Smith (54)  
**RLB** Wilber Marshall (58)  
**LCB** Kris Dishman (28)  
**RCB** Steve Jackson (24)  
**SS** Bubba McDowell (25)  
**FS** Marcus Robertson (31)

**SPECIALISTS**  
**K** Al Del Greco (3)  
**P** Greg Montgomery (9)

**Pro Bowl**  
**All-Pro**

**GM:** Mike Holovak; **Head Coach:** Jack Pardee  
**Asst. Coaches:** Kevin Gilbride (off. coord.), Buddy Ryan (def. coord.), Charlie Baggett (WR), Tom Bettis (DB), Frank Bush (qual. control), Ronnie Jones (LB), Frank Novak (RB), Jim Stanley (DL), Steve Watterson (strength & rehab.), Gregg Williams (ST), Bob Young (OL)

### AMERICAN FOOTBALL CONFERENCE STANDINGS

AFC EAST	W	L	T	Pct
Buffalo	12	4	0	.750
Miami	9	7	0	.563
N.Y. Jets	8	8	0	.500
New England	5	11	0	.313
Indianapolis	4	12	0	.250
AFC CENTRAL	W	L	T	Pct
<b>Houston</b>	<b>12</b>	<b>4</b>	<b>0</b>	<b>.750</b>
* Pittsburgh	9	7	0	.563
Cleveland	7	9	0	.438
Cincinnati	3	13	0	.188
AFC WEST	W	L	T	Pct
Kansas City	11	5	0	.688
* L.A. Raiders	10	6	0	.625
* Denver	9	7	0	.563
San Diego	8	8	0	.500
Seattle	6	10	0	.375

### NATIONAL FOOTBALL CONFERENCE STANDINGS

NFC EAST	W	L	T	Pct
Dallas	12	4	0	.750
* N.Y. Giants	11	5	0	.688
Philadelphia	8	8	0	.500
Phoenix	7	9	0	.438
Washington	4	12	0	.250
NFC CENTRAL	W	L	T	Pct
Detroit	10	6	0	.625
* Minnesota	9	7	0	.563
* Green Bay	9	7	0	.563
Chicago	7	9	0	.438
Tampa Bay	5	11	0	.313
NFC WEST	W	L	T	Pct
San Francisco	10	6	0	.625
New Orleans	8	8	0	.500
Atlanta	6	10	0	.375
L.A. Rams	5	11	0	.313

\* Wild Card for Playoffs

# 1992 SEASON (10-6 REGULAR SEASON, 0-1 PLAYOFFS) • 2ND PLACE AFC CENTRAL

DATE	OPPONENT	SCORE	W/L	ATT
Sep. 6	PITTSBURGH	24-29	L	63,713
Sep. 13	at Indianapolis	20-10	W	44,851
Sep. 20	KANSAS CITY	23-20*	W	60,955
Sep. 27	SAN DIEGO	27-0	W	57,491
Oct. 4	BYE			
Oct. 11	at Cincinnati	38-24	W	54,254
Oct. 18	at Denver	21-27	L	74,827
Oct. 25	CINCINNATI	26-10	W	58,701
Nov. 1	at Pittsburgh	20-21	L	58,074
Nov. 8	CLEVELAND	14-24	L	57,348
Nov. 15	at Minnesota	17-13	W	56,726
Nov. 22	at Miami	16-19	L	63,597
Nov. 26	at Detroit	24-21	W	73,711
Dec. 7	CHICAGO	24-7	W	62,193
Dec. 13	GREEN BAY	14-16	L	57,285
Dec. 20	at Cleveland	17-14	W	59,898
Dec. 27	BUFFALO	27-3	W	61,742
Jan. 3	at Buffalo	38-41*	L	75,141

\* Overtime

	TITANS	OPP
<b>Total First Downs</b>	<b>339</b>	<b>254</b>
Rushing	101	93
Passing	217	139
Penalty	21	22
3rd Down: Made/Att	72/170	68/194
3rd Down Pct.	42.4	35.1
4th Down: Made/Att	3/9	7/14
4th Down Pct.	33.3	50.0
<b>Possession Avg.</b>	<b>31:09</b>	<b>28:51</b>
<b>Total Net Yards</b>	<b>5655</b>	<b>4211</b>
Avg. Per Game	353.4	263.2
Total Plays	958	907
Avg. Per Play	5.9	4.6
<b>Net Yards Rushing</b>	<b>1626</b>	<b>1634</b>
Avg. Per Game	101.6	102.1
Total Rushes	353	412
<b>Net Yards Passing</b>	<b>4029</b>	<b>2577</b>
Avg. Per Game	251.8	161.1
Sacked/Yards Lost	32/202	50/321
Gross Yards	4231	2898
Att./Comp.	573/373	445/248
Completion Pct.	65.1	55.7
Had Intercepted	23	20
<b>Punts/Average</b>	<b>55/45.2</b>	<b>68/43.2</b>
<b>Net Punting Avg.</b>	<b>55/37.3</b>	<b>68/38.6</b>
<b>Penalties/Yards</b>	<b>111/824</b>	<b>114/886</b>
<b>Fumbles/Ball Lost</b>	<b>28/12</b>	<b>24/11</b>
<b>Touchdowns</b>	<b>41</b>	<b>28</b>
Rushing	10	6
Passing	27	20
Returns	4	2

BY PERIODS	1	2	3	4	OT	PTS
<b>Oilers</b>	<b>81</b>	<b>75</b>	<b>80</b>	<b>113</b>	<b>3</b>	<b>352</b>
<b>Opponents</b>	<b>23</b>	<b>96</b>	<b>50</b>	<b>89</b>	<b>0</b>	<b>258</b>

SCORING	TD	RU	PA	RT	PAT	FG	S	TP
Del Greco	0	0	0	0	41/41	21/27	0	104
Givins	10	0	10	0	0	0	0	60
Jeffries	9	0	9	0	0	0	0	54
White	8	7	1	0	0	0	0	48
Slaughter	4	0	4	0	0	0	0	24
L. Harris	2	0	2	0	0	0	0	12
G. Brown	1	1	0	0	0	0	0	6
Carlson	1	1	0	0	0	0	0	6
Childress	1	0	0	1	0	0	0	6
Duncan	1	0	1	0	0	0	0	6
Fuller	1	0	0	1	0	0	0	6
McDowell	1	0	0	1	0	0	0	6
Meads	1	0	0	1	0	0	0	6
Moon	1	1	0	0	0	0	0	6
<b>Oilers</b>	<b>41</b>	<b>10</b>	<b>27</b>	<b>4</b>	<b>41/41</b>	<b>21/27</b>	<b>1</b>	<b>352</b>
<b>Opponents</b>	<b>28</b>	<b>6</b>	<b>20</b>	<b>2</b>	<b>27/28</b>	<b>21/26</b>	<b>0</b>	<b>258</b>

RUSHING	No	Yds	Avg	Lg	TD
White	265	1226	4.6	44	7
Moon	27	147	5.4	23	1
G. Brown	19	87	4.6	26	1
Carlson	27	77	2.9	13	1
Givins	7	75	10.7	44	0
Slaughter	3	20	6.7	10	0
L. Harris	1	8	8.0	8	0
Tillman	1	1	1.0	1	0
Richardson	1	-1	-1.0	-1	0
Gr. Montgomery	2	-14	-7.0	0	0
<b>Oilers</b>	<b>353</b>	<b>1626</b>	<b>4.6</b>	<b>44</b>	<b>10</b>
<b>Opponents</b>	<b>412</b>	<b>1634</b>	<b>4.0</b>	<b>67t</b>	<b>6</b>

PASSING	Att	Cmp	Pct	Yards	Yds/Att	TD	Int	Lg	Sk/Yds	Rating
Moon	346	224	64.7	2521	7.29	18	12	72	16/105	89.3
Carlson	227	149	65.6	1710	7.53	9	11	65	15/90	81.2
Richardson	0	0	0.0	0	0.0	0	0	0	1/7	0
<b>Oilers</b>	<b>573</b>	<b>373</b>	<b>65.1</b>	<b>4231</b>	<b>7.38</b>	<b>27</b>	<b>23</b>	<b>72</b>	<b>32/202</b>	<b>86.1</b>
<b>Opponents</b>	<b>445</b>	<b>248</b>	<b>55.7</b>	<b>2898</b>	<b>6.51</b>	<b>20</b>	<b>20</b>	<b>77t</b>	<b>50/321</b>	<b>71.9</b>

RECEIVING	No	Yds	Avg	Lg	TD
Jeffries	90	913	10.1	47	9
Duncan	82	954	11.6	72	1
Givins	67	787	11.7	41	10
White	57	641	11.2	69t	1
Slaughter	39	486	12.5	36t	4
L. Harris	35	435	12.4	47	2
Coleman	2	10	5.0	6	0
G. Brown	1	5	5.0	5	0
<b>Oilers</b>	<b>373</b>	<b>4231</b>	<b>11.3</b>	<b>72</b>	<b>27</b>
<b>Opponents</b>	<b>248</b>	<b>2898</b>	<b>11.7</b>	<b>77t</b>	<b>20</b>

INTERCEPTIONS	No	Yds	Avg	Lg	TD
Gray	6	24	4.0	22	0
McDowell	3	52	17.3	26t	1
Dishman	3	34	11.3	17	0
Jackson	3	18	6.0	18	0
Robertson	1	27	27.0	27	0
A. Smith	1	26	26.0	26	0
Dumas	1	0	0.0	0	0
Graf	1	0	0.0	0	0
Jones	1	0	0.0	0	0
<b>Oilers</b>	<b>20</b>	<b>181</b>	<b>9.1</b>	<b>27</b>	<b>1</b>
<b>Opponents</b>	<b>23</b>	<b>367</b>	<b>16.0</b>	<b>57</b>	<b>0</b>

PUNTING	No	Yds	Avg	Net	TB	In	Lg	B
Montgomery	53	2487	46.9	37.3	9	14	66	2
<b>Oilers</b>	<b>55</b>	<b>2487</b>	<b>45.2</b>	<b>37.3</b>	<b>9</b>	<b>14</b>	<b>66</b>	<b>2</b>
<b>Opponents</b>	<b>68</b>	<b>2939</b>	<b>43.2</b>	<b>38.6</b>	<b>6</b>	<b>23</b>	<b>65</b>	<b>1</b>

PUNT RETURNS	No	FC	Yds	Avg	Lg	TD
Slaughter	20	8	142	7.1	20	0
Coleman	7	4	35	5.0	19	0
C. Harris	6	0	17	2.8	13	0
<b>Oilers</b>	<b>33</b>	<b>12</b>	<b>194</b>	<b>5.9</b>	<b>20</b>	<b>0</b>
<b>Opponents</b>	<b>31</b>	<b>2</b>	<b>255</b>	<b>8.2</b>	<b>25</b>	<b>0</b>

KICKOFF RETURNS	No	Yds	Avg	Lg	TD
Coleman	14	290	20.7	28	0
C. Harris	10	206	20.6	42	0
Tillman	10	157	15.7	33	0
Lewis	8	171	21.4	26	0
Slaughter	1	21	21.0	21	0
G. Brown	1	15	15.0	15	0
Gl. Montgomery	1	13	13.0	13	0
Flannery	1	12	12.0	12	0
<b>Oilers</b>	<b>46</b>	<b>885</b>	<b>19.2</b>	<b>42</b>	<b>0</b>
<b>Opponents</b>	<b>63</b>	<b>989</b>	<b>15.7</b>	<b>35</b>	<b>0</b>

FIELD GOALS	1-19	20-29	30-39	40-49	50+
Del Greco	3/3	8/9	5/6	4/8	1/1
<b>Oilers</b>	<b>3/3</b>	<b>8/9</b>	<b>5/6</b>	<b>4/8</b>	<b>1/1</b>
<b>Opponents</b>	<b>0/0</b>	<b>6/7</b>	<b>7/8</b>	<b>5/7</b>	<b>3/4</b>

**Del Greco:** (36G) (27G, 29N, 20G) (21G, 54G, 39G) (49G, 46N) (39G) (43N) (27G, 47N) (29G, 19G, 39N) ( ) (30G) (24G, 41G, 23G, 41N) (46N, 30G) (19G) ( ) (47G) (28G, 18G)  
**Opponents:** (30G, 25G, 37G) (37G) (31G, 52G, 20N) ( ) (29G, 43N) (45G, 28G) (24G) ( ) (44G, 52N) (42G, 51G) (38G, 40G, 29G, 52G) ( ) ( ) (39G, 36G, 20G) (42N) (40G, 33N)

**SACKS**  
 Childress 13.0, L. Williams 11.0, Jones 8.5, Fuller 8, Lathon 1.5, McDowell 1.5, Alm 1.0, Graf 1.0, Jackson 1.0, Lewis 1.0, Robertson 1.0, A. Smith 1.0, Gl. Montgomery 0.5  
**Oilers 50.0, Opponents 32.0**

**TACKLES (Solo-Assists-Total)**  
 A. Smith (68-52-120), Childress (64-26-90), J. Gray (56-15-71), McDowell (56-15-71), Robertson (39-32-71), Lathon (40-14-54), Robinson (33-21-54), Jones (34-19-53), Fuller (42-10-52), Dishman (27-13-40), Alm (24-11-35), L. Williams (24-11-35), Jackson (22-11-33), Lewis (21-6-27), Graf (13-9-22), Dumas (13-6-19), D. Smith (11-4-15), Peguee (2-6-8), Meads (2-5-7), Gl. Montgomery (5-1-6), Seale (5-0-5), T. Brown (4-1-5), Orlando (2-3-5), R. Johnson (2-3-5), Roberts (1-0-1), Veasey (1-0-1)  
**Oilers: (611-294-905)**

## USUAL STARTING LINEUP

**OFFENSE**  
**WR** Haywood Jeffries (84)  
 WR Webster Slaughter (89)  
 Leonard Harris (83)  
**LT** Don Maggs (78)  
**LG** Mike Munchak (63)  
**C** Bruce Matthews (74)  
**RG** Doug Dawson (66)  
**RT** David Williams (73)  
**WR** Ernest Givins (81)  
**WR** Curtis Duncan (80)  
**QB** Warren Moon (1)  
 Cody Carlson (6)  
**RB** Lorenzo White (44)

**DEFENSE**  
**LE** William Fuller (95)  
**LT** Ray Childress (79)  
**RT** Jeff Alm (76)  
 Doug Smith (99)  
**RE** Sean Jones (96)  
**LLB** Lamar Lathon (57)  
**MLB** Al Smith (54)  
**RLB** Eddie Robinson (50)  
**LCB** Chris Dishman (28)  
**RCB** Jerry Gray (21)  
**SS** Bubba McDowell (25)  
**FS** Marcus Robertson (31)

**SPECIALISTS**  
**K** Al Del Greco (3)  
**P** Greg Montgomery (9)

**Pro Bowl**  
 All-Pro

**GM:** Mike Holovak; **Head Coach:** Jack Pardee  
**Asst. Coaches:** Kevin Gilbride (off. coord.), Jim Eddy (def. coord.), Frank Bush (LB), Frank Novak (RB), Chris Palmer (WR), Richard Smith (ST/asst. OL), Jim Stanley (DL), Steve Watterson (strength & rehab.), Gregg Williams (qual. control coord.), Bob Young (OL)

## AMERICAN FOOTBALL CONFERENCE STANDINGS

AFC EAST	W	L	T	Pct
Miami	11	5	0	.688
* Buffalo	11	5	0	.688
Indianapolis	9	7	0	.563
N.Y. Jets	4	12	0	.250
New England	2	14	0	.125
AFC CENTRAL	W	L	T	Pct
Pittsburgh	11	5	0	.688
* Houston	10	6	0	.625
Cleveland	7	9	0	.438
Cincinnati	5	11	0	.313
AFC WEST	W	L	T	Pct
San Diego	11	5	0	.688
* Kansas City	10	6	0	.625
Denver	8	8	0	.500
L.A. Raiders	7	9	0	.438
Seattle	2	14	0	.125

## NATIONAL FOOTBALL CONFERENCE STANDINGS

NFC EAST	W	L	T	Pct
Dallas	13	3	0	.813
* Philadelphia	11	5	0	.688
* Washington	9	7	0	.563
N.Y. Giants	6	10	0	.375
Phoenix	4	12	0	.250
NFC CENTRAL	W	L	T	Pct
Minnesota	11	5	0	.688
Green Bay	9	7	0	.563
Tampa Bay	5	11	0	.313
Chicago	5	11	0	.313
Detroit	5	11	0	.313
NFC WEST	W	L	T	Pct
San Francisco	14	2	0	.875
* New Orleans	12	4	0	.750
Atlanta	6	10	0	.375
L.A. Rams	6	10	0	.375

\* Wild Card for Playoffs





# 1989 SEASON (9-7 REGULAR SEASON, 0-1 PLAYOFFS) • 2ND PLACE AFC CENTRAL (TIED)

DATE	OPPONENT	SCORE	W/L	ATT
Sep. 10	at Minnesota	7-38	L	54,015
Sep. 17	at San Diego	34-27	W	42,013
Sep. 24	BUFFALO	41-47*	L	57,278
Oct. 1	MIAMI	39-7	W	53,326
Oct. 8	at New England	13-23	L	59,828
Oct. 15	at Chicago	33-28	W	64,383
Oct. 22	PITTSBURGH	27-0	W	59,091
Oct. 29	at Cleveland	17-28	L	78,765
Nov. 5	DETROIT	35-31	W	48,056
Nov. 13	CINCINNATI	26-24	W	60,694
Nov. 19	L.A. RAIDERS	23-7	W	59,198
Nov. 26	at Kansas City	0-34	L	51,342
Dec. 3	at Pittsburgh	23-16	W	40,541
Dec. 10	TAMPA BAY	20-17	W	54,532
Dec. 17	at Cincinnati	7-61	L	47,510
Dec. 23	CLEVELAND	20-24	L	58,852
Dec. 31	PITTSBURGH	23-26*	L	58,306

\* Overtime

	TITANS	OPP
<b>Total First Downs</b>	<b>327</b>	<b>314</b>
Rushing	112	119
Passing	185	165
Penalty	30	30
3rd Down: Made/Att	83/203	87/191
3rd Down Pct.	40.9	45.5
4th Down: Made/Att	10/14	10/13
4th Down Pct.	71.4	76.9
<b>Possession Avg.</b>	<b>31:59</b>	<b>28:01</b>
<b>Total Net Yards</b>	<b>5427</b>	<b>5211</b>
Avg. Per Game	339.2	325.7
Total Plays	1028	940
Avg. Per Play	5.3	5.5
<b>Net Yards Rushing</b>	<b>1928</b>	<b>1669</b>
Avg. Per Game	120.5	104.3
Total Rushes	495	437
<b>Net Yards Passing</b>	<b>3499</b>	<b>3542</b>
Avg. Per Game	218.7	221.4
Sacked/Yards Lost	37/287	36/277
Gross Yards	3786	3819
Att./Comp.	496/295	467/269
Completion Pct.	59.5	57.6
Had Intercepted	16	21
<b>Punts/Average</b>	<b>58/41.8</b>	<b>56/37.6</b>
<b>Net Punting Avg.</b>	<b>56/36.1</b>	<b>56/34.0</b>
<b>Penalties/Yards</b>	<b>149/1153</b>	<b>109/903</b>
<b>Fumbles/Ball Lost</b>	<b>39/17</b>	<b>25/16</b>
<b>Touchdowns</b>	<b>41</b>	<b>52</b>
Rushing	16	20
Passing	23	28
Returns	2	4

BY PERIODS	1	2	3	4	OT	PTS
Oilers	50	128	85	102	0	365
Opponents	95	106	97	108	6	412

SCORING	TD	RU	PA	RT	PAT	FG	S	TP
Zendejas	0	0	0	0	40/40	25/37	0	115
Hill	8	0	8	0			0	48
Highsmith	6	4	2	0			0	36
Duncan	5	0	5	0			0	30
White	5	5	0	0			0	30
Moon	4	4	0	0			0	24
Givins	3	0	3	0			0	18
Harris	2	0	2	0			0	12
Jeffries	2	0	2	0			0	12
Pinkett	2	2	0	0			0	12
Rozier	2	2	0	0			0	12
Dishman	1	0	0	1			0	6
Seale	1	0	0	1			0	6
McDowell	0	0	0	0			1	2
<b>Oilers</b>	<b>41</b>	<b>16</b>	<b>23</b>	<b>2</b>	<b>40/40</b>	<b>25/37</b>	<b>2</b>	<b>365</b>
<b>Opponents</b>	<b>52</b>	<b>20</b>	<b>28</b>	<b>4</b>	<b>49/50</b>	<b>17/21</b>	<b>0</b>	<b>412</b>

RUSHING	No	Yds	Avg	Lg	TD
Highsmith	128	531	4.1	25	4
Pinkett	94	449	4.8	60	1
White	104	349	3.4	33	5
Rozier	88	301	3.4	17	2
Moon	70	268	3.8	19	4
Montgomery	3	17	5.7	11	0
T. Johnson	4	16	4.0	8	0
Duncan	1	0	0.0	0	0
Carlson	3	-3	-1.0	0	0
<b>Oilers</b>	<b>495</b>	<b>1928</b>	<b>3.9</b>	<b>60</b>	<b>16</b>
<b>Opponents</b>	<b>437</b>	<b>1669</b>	<b>3.8</b>	<b>58t</b>	<b>20</b>

PASSING	Att	Cmp	Pct	Yards	Yds/Att	TD	Int	Lg	Sk/Yds	Rating
Moon	464	280	60.3	3631	7.83	23	14	55	35/267	88.9
Carlson	31	15	48.4	155	5.00	0	1	23	2/20	49.8
Zendejas	1	0	0.0	0	0.00	0	1	0	0/0	0.0
<b>Oilers</b>	<b>496</b>	<b>295</b>	<b>59.5</b>	<b>3786</b>	<b>7.63</b>	<b>23</b>	<b>16</b>	<b>55</b>	<b>37/287</b>	<b>85.5</b>
<b>Opponents</b>	<b>467</b>	<b>269</b>	<b>57.6</b>	<b>3819</b>	<b>8.18</b>	<b>28</b>	<b>21</b>	<b>80t</b>	<b>36/277</b>	<b>85.4</b>

RECEIVING	No	Yds	Avg	Lg	TD
Hill	66	938	14.2	50	8
Givins	55	794	14.4	48	3
Jeffries	47	619	13.2	45t	2
Duncan	43	613	14.3	55	5
Pinkett	31	239	7.7	23	1
Highsmith	18	201	11.2	32	2
Harris	13	202	15.5	36	2
White	6	37	6.2	11	0
Verhulst	4	48	12.0	21	0
Jackson	4	31	7.8	18	0
Rozier	4	28	7.0	8	0
Mrosko	3	28	9.3	14	0
T. Johnson	1	8	8.0	8	0
<b>Oilers</b>	<b>295</b>	<b>3786</b>	<b>12.8</b>	<b>55</b>	<b>23</b>
<b>Opponents</b>	<b>269</b>	<b>3819</b>	<b>14.2</b>	<b>80t</b>	<b>28</b>

INTERCEPTIONS	No	Yds	Avg	Lg	TD
Brown	5	54	10.8	41	0
Lyles	4	66	16.5	48	0
McDowell	4	65	16.3	21	0
Dishman	4	31	7.8	31	0
Eaton	3	33	11.0	20	0
R. Johnson	1	0	0.0	0	0
Donaldson	0	14	--	14	0
<b>Oilers</b>	<b>21</b>	<b>263</b>	<b>12.5</b>	<b>48</b>	<b>0</b>
<b>Opponents</b>	<b>16</b>	<b>171</b>	<b>10.7</b>	<b>43</b>	<b>0</b>

PUNTING	No	Yds	Avg	Net	TB	In	Lg	B
Montgomery	56	2422	43.3	36.1	7	15	63	2
<b>Oilers</b>	<b>56</b>	<b>2422</b>	<b>41.8</b>	<b>36.1</b>	<b>7</b>	<b>15</b>	<b>63</b>	<b>2</b>
<b>Opponents</b>	<b>56</b>	<b>2107</b>	<b>37.6</b>	<b>34.0</b>	<b>4</b>	<b>10</b>	<b>55</b>	<b>3</b>

PUNT RETURNS	No	FC	Yds	Avg	Lg	TD
K. Johnson	19	21	122	6.4	19	0
<b>Oilers</b>	<b>19</b>	<b>21</b>	<b>122</b>	<b>6.4</b>	<b>19</b>	<b>0</b>
<b>Opponents</b>	<b>24</b>	<b>7</b>	<b>191</b>	<b>8.0</b>	<b>28</b>	<b>0</b>

KICKOFF RETURNS	No	Yds	Avg	Lg	TD
K. Johnson	21	372	17.7	39	0
White	17	303	17.8	29	0
Harris	14	331	23.6	63	0
T. Johnson	13	224	17.2	27	0
Mrosko	3	46	15.3	19	0
Williams	2	8	4.0	8	0
Fairs	1	1	1.0	1	0
Lyles	1	0	0.0	0	0
Gl. Montgomery	1	0	0.0	0	0
Verhulst	1	0	0.0	0	0
<b>Oilers</b>	<b>74</b>	<b>1285</b>	<b>17.4</b>	<b>63</b>	<b>0</b>
<b>Opponents</b>	<b>59</b>	<b>1024</b>	<b>17.4</b>	<b>97t</b>	<b>1</b>

FIELD GOALS	1-19	20-29	30-39	40-49	50+
Zendejas	1/1	8/9	9/14	5/11	2/2
<b>Oilers</b>	<b>1/1</b>	<b>8/9</b>	<b>9/14</b>	<b>5/11</b>	<b>2/2</b>
<b>Opponents</b>	<b>2/2</b>	<b>3/3</b>	<b>9/10</b>	<b>3/5</b>	<b>0/1</b>

**Zendejas:** ( ) (24G, 47N, 32G, 44N, 24N) (26G, 47B, 52G, 37N) (32G, 40G, 32G) (46G, 22G), (27G, 19G, 42N) (41G, 31N, 51G, 41N) (23G) ( ) (32G, 42G, 37G, 28G) (20G, 20G, 46G) (39N) (37N) (30G, 37G) (32N) (30G, 48G, 37G)  
**Opponents:** (35G, 51N) ( ) (43G, 26G) ( ) (30G, 45N, 34G, 43G) ( ) ( ) (47G) (38G) ( ) (31G, 39B, 34G) (18G, 37G, 18G) (21G, 48N) (27G, 30G) (32G)

**SACKS**  
 Childress 8.5, Fuller 6.5, Jones 6.0, Meads 4.0, Brown 3.0, Fairs 2.5, Lyles 2.0, Gl. Montgomery 1.5, McDowell 1.0, D. Smith 1.0  
**Oilers 36.0, Opponents 37.0**

**TACKLES (Solo-Assists-Total)**  
 Grimsley (72-30-102), McDowell (63-25-88), A. Smith (47-25-72), Lyles (43-22-65), Brown (49-14-63), Donaldson (35-27-62), Meads (35-26-61), Childress (38-19-57), Allen (47-6-53), Eaton (26-18-44), Fuller (31-11-42), Jones (21-14-35), Fairs (22-11-33), Dishman (27-3-30), Byrd (20-10-30), D. Smith (17-6-23), R. Johnson (17-5-22), Kozak (9-1-10), Bell (3-0-3), Brantley (2-1-3)  
**Team Totals: 651-293-944**

### USUAL STARTING LINEUP

**OFFENSE**  
 WR Drew Hill (85)  
 LT Bruce Davis (77)  
**LG Mike Munchak (63)**  
 C Jay Pennison (52)  
**RG Bruce Matthews (74)**  
 RT Dean Steinkuhler (70)  
 TE Bob Mrosko (87)  
 WR Ernest Givins (81)  
**QB Warren Moon (1)**  
 RB Mike Rozier (30)  
 FB Alonzo Highsmith (32)

**DEFENSE**  
 LE Ray Childress (79)  
 NT Doug Smith (99)  
 RE Richard Byrd (71)  
 Sean Jones (96)  
 OLB Robert Lyles (93)  
 ILB John Grimsley (59)  
 ILB Al Smith (54)  
 OLB Johnny Meads (91)  
 LCB Steve Brown (24)  
 RCB Patrick Allen (29)  
 SS Bubba McDowell (25)  
 FS Jeff Donaldson (31)

**SPECIALISTS**  
 K Tony Zendejas (7)  
 P Greg Montgomery (9)

**Pro Bowl**  
 All-Pro

**GM:** Mike Holovak; **Head Coach:** Jerry Glanville  
**Asst. Coaches:** Kevin Gilbride (QB), Kim Helton (OL), Frank Novak (RB), Floyd Reese (LB), Nick Saban (DB), Ray Sherman (WR), Doug Shively (DL), Richard Smith (ST/TE), Steve Watterson (strength & rehab.)

### AMERICAN FOOTBALL CONFERENCE STANDINGS

AFC EAST	W	L	T	Pct
Buffalo	9	7	0	.563
Indianapolis	8	8	0	.500
Miami	8	8	0	.500
New England	5	11	0	.313
N.Y. Jets	4	12	0	.250

AFC CENTRAL	W	L	T	Pct
Cleveland	9	6	1	.594
* Houston	9	7	0	.563
* Pittsburgh	9	7	0	.563
Cincinnati	8	8	0	.500

AFC WEST	W	L	T	Pct
Denver	11	5	0	.688
Kansas City	8	7	1	.531
L.A. Raiders	8	8	0	.500
Seattle	7	9	0	.438
San Diego	6	10	0	.375

### NATIONAL FOOTBALL CONFERENCE STANDINGS

NFC EAST	W	L	T	Pct
N.Y. Giants	12	4	0	.750
* Philadelphia	11	5	0	.688
Washington	10	6	0	.625
Phoenix	5	11	0	.313
Dallas	1	15	0	.063

NFC CENTRAL	W	L	T	Pct
Minnesota	10	6	0	.625
Green Bay	10	6	0	.625
Detroit	7	9	0	.438
Chicago	6	10	0	.375
Tampa Bay	5	11	0	.313

NFC WEST	W	L	T	Pct
San Francisco	14	2	0	.875
* L.A. Rams	11	5	0	.688
New Orleans	9	7	0	.563
Atlanta	3	13	0	.188

\* Wild Card for Playoffs

# 1988 SEASON (10-6 REGULAR SEASON, 1-1 PLAYOFFS) • 2ND PLACE AFC CENTRAL (TIED)

DATE	OPPONENT	SCORE	W/L	ATT
Sep. 4	at Indianapolis	17-14*	W	57,251
Sep. 11	L.A. RAIDERS	38-35	W	46,050
Sep. 18	at NY Jets	3-45	L	64,683
Sep. 25	NEW ENGLAND	31-6	W	38,646
Oct. 2	at Philadelphia	23-32	L	64,692
Oct. 9	KANSAS CITY	7-6	W	39,134
Oct. 16	at Pittsburgh	34-14	W	52,229
Oct. 23	at Cincinnati	21-44	L	54,659
Oct. 30	WASHINGTON	41-17	W	48,781
Nov. 7	CLEVELAND	24-17	W	51,467
Nov. 13	at Seattle	24-27	L	60,446
Nov. 20	PHOENIX	38-20	W	43,843
Nov. 24	at Dallas	25-17	W	50,845
Dec. 4	PITTSBURGH	34-37	L	47,791
Dec. 11	CINCINNATI	41-6	W	50,269
Dec. 18	at Cleveland	23-28	L	74,610
Dec. 24	at Cleveland	24-23	W	74,977
Jan. 1	at Buffalo	10-17	L	79,532

\* Overtime

	TITANS	OPP
<b>Total First Downs</b>	<b>308</b>	<b>304</b>
Rushing	141	94
Passing	148	170
Penalty	19	40
3rd Down: Made/Att	84/202	82/207
3rd Down Pct.	41.6	39.6
4th Down: Made/Att	7/13	8/14
4th Down Pct.	53.8	57.1
<b>Possession Avg.</b>	<b>31:11</b>	<b>28:49</b>
<b>Total Net Yards</b>	<b>5205</b>	<b>4858</b>
Avg. Per Game	325.3	303.6
Total Plays	1010	985
Avg. Per Play	5.2	4.9
<b>Net Yards Rushing</b>	<b>2249</b>	<b>1592</b>
Avg. Per Game	140.6	99.5
Total Rushes	558	431
<b>Net Yards Passing</b>	<b>2956</b>	<b>3266</b>
Avg. Per Game	184.8	204.1
Sacked/Yards Lost	24/210	42/353
Gross Yards	3166	3619
Att./Comp.	428/218	512/281
Completion Pct.	50.9	54.9
Had Intercepted	18	22
<b>Punts/Average</b>	<b>65/38.8</b>	<b>80/37.2</b>
<b>Net Punting Avg.</b>	<b>65/34.1</b>	<b>80/31.9</b>
<b>Penalties/Yards</b>	<b>125/1150</b>	<b>118/947</b>
<b>Fumbles/Ball Lost</b>	<b>33/17</b>	<b>33/20</b>
<b>Touchdowns</b>	<b>51</b>	<b>46</b>
Rushing	26	20
Passing	21	22
Returns	4	4

BY PERIODS	1	2	3	4	OT	PTS
<b>Oilers</b>	<b>84</b>	<b>137</b>	<b>100</b>	<b>100</b>	<b>3</b>	<b>424</b>
<b>Opponents</b>	<b>85</b>	<b>112</b>	<b>71</b>	<b>97</b>	<b>0</b>	<b>365</b>

SCORING	TD	RU	PA	RT	PAT	FG	S	TP
Zendejas	0	0	0	0	48/50	22/34	0	114
Rozier	11	10	1	0	0	0	0	66
Hill	10	0	10	0	0	0	0	60
Pinkett	9	7	2	0	0	0	0	54
Givins	5	0	5	0	0	0	0	30
Moon	5	5	0	0	0	0	0	30
Highsmith	2	2	0	0	0	0	0	12
Brown	1	0	0	1	0	0	0	6
Bryant	1	0	0	1	0	0	0	6
Carlson	1	1	0	0	0	0	0	6
Dishman	1	0	0	1	0	0	0	6
Drewrey	1	0	1	0	0	0	0	6
Duncan	1	0	1	0	0	0	0	6
Jeffries	1	0	1	0	0	0	0	6
Pease	1	1	0	0	0	0	0	6
White	1	0	0	1	0	0	0	6
Fairs	0	0	0	0	0	1	2	2
Seale	0	0	0	0	0	1	2	2
<b>Oilers</b>	<b>51</b>	<b>26</b>	<b>21</b>	<b>4</b>	<b>48/50</b>	<b>22/34</b>	<b>2</b>	<b>424</b>
<b>Opponents</b>	<b>46</b>	<b>20</b>	<b>22</b>	<b>4</b>	<b>43/46</b>	<b>14/18</b>	<b>2</b>	<b>365</b>

RUSHING	No	Yds	Avg	Lg	TD
Rozier	251	1002	4.0	28	10
Pinkett	122	513	4.2	27	7
Highsmith	94	466	5.0	42	2
White	31	115	3.7	16	0
Moon	33	88	2.7	14	5
Carlson	12	36	3.0	10	1
Givins	4	26	6.5	10	0
Tillman	3	5	1.7	2	0

PASSING	Att	Cmp	Pct	Yards	Yds/Att	TD	Int	Lg	Sk/Yds	Rating
Moon	294	160	54.4	2327	7.91	17	8	57t	12/120	88.4
Carlson	112	52	46.4	775	6.92	4	6	51t	10/72	59.2
Pease	22	6	27.3	64	2.91	0	4	21	2/18	0.0
<b>Oilers</b>	<b>428</b>	<b>218</b>	<b>50.9</b>	<b>3166</b>	<b>7.40</b>	<b>21</b>	<b>18</b>	<b>57t</b>	<b>24/210</b>	<b>74.2</b>
<b>Opponents</b>	<b>512</b>	<b>281</b>	<b>54.9</b>	<b>3619</b>	<b>7.07</b>	<b>22</b>	<b>22</b>	<b>80t</b>	<b>42/353</b>	<b>73.7</b>

Pease	8	-2	-0.3	4t	1
<b>Oilers</b>	<b>558</b>	<b>2249</b>	<b>4.0</b>	<b>42</b>	<b>26</b>
<b>Opponents</b>	<b>431</b>	<b>1592</b>	<b>3.7</b>	<b>44t</b>	<b>20</b>

RECEIVING	No	Yds	Avg	Lg	TD
Hill	72	1141	15.8	57t	10
Givins	60	976	16.3	46	5
Duncan	22	302	13.7	36	1
Highsmith	12	131	10.9	28	0
Pinkett	12	114	9.5	51t	2
Drewrey	11	172	15.6	55	1
Rozier	11	99	9.0	18	1
Harris	10	136	13.6	42	0
Williams	6	46	7.7	10	0
Jeffries	2	49	24.5	42	1
<b>Oilers</b>	<b>218</b>	<b>3166</b>	<b>14.5</b>	<b>57t</b>	<b>21</b>
<b>Opponents</b>	<b>281</b>	<b>3619</b>	<b>12.9</b>	<b>80t</b>	<b>22</b>

INTERCEPTIONS	No	Yds	Avg	Lg	TD
Donaldson	4	29	7.3	23	0
Bryant	3	56	18.7	36t	1
R. Johnson	3	0	0.0	0	0
Brown	2	48	24.0	44t	1
Lyles	2	3	1.5	3	0
K. Johnson	1	51	51.0	51	0
Seale	1	46	46.0	46	0
Allen	1	23	23.0	21	0
D. Smith	1	20	20.0	20	0
Fuller	1	9	9.0	9	0
Grimsley	1	9	9.0	9	0
Bostic	1	7	7.0	7	0
Byrd	1	1	1.0	1	0
<b>Oilers</b>	<b>22</b>	<b>302</b>	<b>13.7</b>	<b>51</b>	<b>2</b>
<b>Opponents</b>	<b>18</b>	<b>289</b>	<b>16.1</b>	<b>73</b>	<b>1</b>

PUNTING	No	Yds	Avg	Net	TB	In	Lg	B
Montgomery	65	2523	38.8	34.1	5	12	61	0
<b>Oilers</b>	<b>65</b>	<b>2523</b>	<b>38.8</b>	<b>34.1</b>	<b>5</b>	<b>12</b>	<b>61</b>	<b>0</b>
<b>Opponents</b>	<b>80</b>	<b>2973</b>	<b>37.2</b>	<b>31.9</b>	<b>10</b>	<b>14</b>	<b>60</b>	<b>5</b>

PUNT RETURNS	No	FC	Yds	Avg	Lg	TD
K. Johnson	30	6	170	5.7	16	0
Duncan	4	2	47	11.8	26	0
Drewrey	2	2	8	4.0	8	0
<b>Oilers</b>	<b>36</b>	<b>10</b>	<b>225</b>	<b>6.3</b>	<b>26</b>	<b>0</b>
<b>Opponents</b>	<b>35</b>	<b>9</b>	<b>206</b>	<b>5.9</b>	<b>18</b>	<b>0</b>

KICKOFF RETURNS	No	Yds	Avg	Lg	TD
Harris	34	678	19.9	56	0
White	8	196	24.5	90t	1
Pinkett	7	137	19.6	29	0
K. Johnson	6	157	26.2	56	0
Donaldson	1	5	5.0	5	0
Drewrey	1	10	10.0	10	0
Duncan	1	34	34.0	34	0
R. Johnson	1	2	2.0	2	0
Tillman	1	13	13.0	13	0
<b>Oilers</b>	<b>60</b>	<b>1232</b>	<b>20.5</b>	<b>90t</b>	<b>1</b>
<b>Opponents</b>	<b>69</b>	<b>1362</b>	<b>19.7</b>	<b>92t</b>	<b>1+</b>

FIELD GOALS	1-19	20-29	30-39	40-49	50+
Zendejas	1/1	3/5	7/8	9/16	2/4
<b>Oilers</b>	<b>1/1</b>	<b>3/5</b>	<b>7/8</b>	<b>9/16</b>	<b>2/4</b>
<b>Opponents</b>	<b>0/0</b>	<b>4/4</b>	<b>1/2</b>	<b>8/10</b>	<b>1/2</b>

Zendejas: (47B, 26N, 35G), (19G) (30G, 26N, 48N) (46N, 46N, 49G) (37N, 50N) (50G, 27G) (45N) (41G, 39G) (52N, 47G) (52G) (46N, 37G) (28G, 49G, 47G, 22G) (36G, 41G, 41N) (43G, 48G) (39G, 42G, 35G)

Opponents: (57N) (48N) (47G) (22G, 39G, 41G) (28G, 51G) (46G) (40G) (40G, 46G) (29G) (39N, 45G, 48B) (45G, 27G) (1)

**SACKS**  
Childress 8.5, Fuller 8.5, Meads 8.0, S. Jones 7.5, D. Smith 3.0, Bostic 2.0, Lyles 1.5, Grimsley 1.0, Mikolas 1.0, Seale 1.0  
**Oilers 42.0, Opponents 24.0**

**TACKLES (Solo-Assists-Total)**  
Grimsley (66-45-111), A. Smith (57-39-96), Lyles (58-34-92), Donaldson (53-34-87), Bostic (47-23-70), Meads (43-21-64), Brown (46-17-63), Childress (45-15-60), Fuller (40-16-56), R. Johnson (31-13-44), Allen (33-6-39), S. Jones (22-15-37), Byrd (25-11-36), D. Smith (22-13-35), Seale (14-5-19), Bryant (7-8-15), Dishman (12-0-12), K. Johnson (7-2-9), Fairs (8-0-8), Banks (4-0-4), W. Johnson (2-1-3), Mikolas (1-0-1), Loveall (1-0-1), Caston (0-1-1)  
**Team Totals: 644-319-963**

### USUAL STARTING LINEUP

**OFFENSE**  
**WR** Drew Hill (85)  
**LT** Bruce Davis (77)  
**LG** Mike Munchak (63)  
**C** Jay Pennison (52)  
**RG** Bruce Matthews (74)  
**RT** Dean Steinkuhler (70)  
**TE** Jamie Williams (87)  
**WR** Ernest Givins (81)  
**QB** Warren Moon (1)  
**RB** Mike Rozier (30)  
**FB** Alonzo Highsmith (32)

**DEFENSE**  
**LE** Ray Childress (79)  
**NT** Doug Smith (99)  
Richard Byrd (71)  
**RE** William Fuller (95)  
**OLB** Robert Lyles (93)  
**ILB** John Grimsley (59)  
**ILB** Al Smith (54)  
**OLB** Johnny Meads (91)  
**LCB** Steve Brown (24)  
**RCB** Patrick Allen (29)  
**SS** Keith Bostic (25)  
**FS** Jeff Donaldson (31)

### SPECIALISTS

**K** Tony Zendejas (7)  
**P** Greg Montgomery (9)

### Pro Bowl

All-Pro

**GM:** Ladd Herzog; **Head Coach:** Jerry Glanville  
**Asst. Coaches:** Kim Helton (OL), Milt Jackson (WR), June Jones (QB), Floyd Reese (LB), Nick Saban (DB), Ray Sherman (RB), Doug Shively (DL), Richard Smith (ST/TE), Steve Watterson (strength & rehab.)

### AMERICAN FOOTBALL CONFERENCE STANDINGS

AFC EAST	W	L	T	Pct
Buffalo	12	4	0	.750
Indianapolis	9	7	0	.563
New England	9	7	0	.563
N.Y. Jets	8	7	1	.531
Miami	6	10	0	.375
<b>AFC CENTRAL</b>	<b>W</b>	<b>L</b>	<b>T</b>	<b>Pct</b>
Cincinnati	12	4	0	.750
* Cleveland	10	6	0	.625
<b>* Houston</b>	<b>10</b>	<b>6</b>	<b>0</b>	<b>.625</b>
Pittsburgh	5	11	0	.313
<b>AFC WEST</b>	<b>W</b>	<b>L</b>	<b>T</b>	<b>Pct</b>
Seattle	9	7	0	.563
Denver	8	8	0	.500
L.A. Raiders	7	9	0	.438
San Diego	6	10	0	.375
Kansas City	4	11	1	.281

### NATIONAL FOOTBALL CONFERENCE STANDINGS

NFC EAST	W	L	T	Pct
Philadelphia	10	6	0	.625
N.Y. Giants	10	6	0	.625
Washington	7	9	0	.438
Phoenix	7	9	0	.438
Dallas	3	13	0	.188
<b>NFC CENTRAL</b>	<b>W</b>	<b>L</b>	<b>T</b>	<b>Pct</b>
Chicago	12	4	0	.750
* Minnesota	11	5	0	.688
Tampa Bay	5	11	0	.313
Detroit	4	12	0	.250
Green Bay	4	12	0	.250
<b>NFC WEST</b>	<b>W</b>	<b>L</b>	<b>T</b>	<b>Pct</b>
San Francisco	10	6	0	.625
* L.A. Rams	10	6	0	.625
New Orleans	10	6	0	.625
Atlanta	5	11	0	.313

\* Wild Card for Playoffs



# 1986 SEASON (5-II REGULAR SEASON, 0-0 PLAYOFFS) • 4TH PLACE AFC CENTRAL

DATE	OPPONENT	SCORE	W/L	ATT
Sep. 7	at Green Bay	31-3	W	54,065
Sep. 14	CLEVELAND	20-23	L	46,049
Sep. 21	at Kansas City	13-27	L	43,699
Sep. 29	PITTSBURGH	16-22*	L	42,001
Oct. 5	at Detroit	13-24	L	41,960
Oct. 12	CHICAGO	7-20	L	46,026
Oct. 19	at Cincinnati	28-31	L	53,844
Oct. 26	L.A. RAIDERS	17-28	L	41,641
Nov. 2	at Miami	7-28	L	43,804
Nov. 9	CINCINNATI	32-28	W	32,130
Nov. 16	at Pittsburgh	10-21	L	49,724
Nov. 23	INDIANAPOLIS	31-17	W	31,792
Nov. 30	at Cleveland	10-13*	L	62,309
Dec. 7	at San Diego	0-27	L	40,103
Dec. 14	MINNESOTA	23-10	W	32,738
Dec. 21	BUFFALO	16-7	W	31,409

\* Overtime

	TITANS	OPP
<b>Total First Downs</b>	<b>299</b>	<b>285</b>
Rushing	101	102
Passing	179	137
Penalty	19	46
3rd Down: Made/Att	88/233	79/223
3rd Down Pct.	37.8	35.4
4th Down: Made/Att	4/13	6/12
4th Down Pct.	30.8	50.0
<b>Possession Avg.</b>	<b>30:33</b>	<b>29:27</b>
<b>Total Net Yards</b>	<b>5149</b>	<b>5034</b>
Avg. Per Game	321.8	314.6
Total Plays	1089	1054
Avg. Per Play	4.7	4.8
<b>Net Yards Rushing</b>	<b>1700</b>	<b>2035</b>
Avg. Per Game	106.3	127.2
Total Rushes	490	532
<b>Net Yards Passing</b>	<b>3449</b>	<b>2999</b>
Avg. Per Game	215.6	187.4
Sacked/Yards Lost	48/394	32/201
Gross Yards	3843	3200
Att./Comp.	551/288	490/228
Completion Pct.	52.3	46.5
Had Intercepted	31	16
<b>Punts/Average</b>	<b>89/41.1</b>	<b>94/39.5</b>
<b>Net Punting Avg.</b>	<b>89/35.7</b>	<b>94/33.3</b>
<b>Penalties/Yards</b>	<b>121/1018</b>	<b>85/674</b>
<b>Fumbles/Ball Lost</b>	<b>28/12</b>	<b>31/16</b>
<b>Touchdowns</b>	<b>30</b>	<b>39</b>
Rushing	13	13
Passing	14	25
Returns	3	1

BY PERIODS	1	2	3	4	OT	PTS
Oilers	57	70	71	76	0	274
Opponents	37	131	71	81	9	329

SCORING	TD	RU	PA	RT	PAT	FG	S	TP
Zendejas	0	0	0	0	28/29	22/27	0	94
D. Hill	5	0	5	0			0	30
Wallace	5	3	2	0			0	30
Givins	4	1	3	0			0	24
Rozier	4	4	0	0			0	24
Pinkett	3	2	1	0			0	18
Moon	2	2	0	0			0	12
Woolfolk	2	0	2	0			0	12
Donaldson	1	0	0	1			0	6
Lyles	1	0	0	1			0	6
Moriarty	1	1	0	0			0	6
Munchak	1	0	0	1			0	6
J. Williams	1	0	1	0			0	6
<b>Oilers</b>	<b>30</b>	<b>13</b>	<b>14</b>	<b>3</b>	<b>28/29</b>	<b>22/27</b>	<b>0</b>	<b>274</b>
<b>Opponents</b>	<b>39</b>	<b>13</b>	<b>25</b>	<b>1</b>	<b>38/38</b>	<b>19/29</b>	<b>0</b>	<b>329</b>

RUSHING	No	Yds	Avg	Lg	TD
Rozier	199	662	3.3	19t	4
Pinkett	77	225	2.9	14	2
Wallace	52	218	4.2	19	3
Moon	42	157	3.7	19	2
Givins	9	148	16.4	43t	1
Moriarty	55	137	2.5	9	1
Banks	29	80	2.8	9	0
Woolfolk	23	57	2.5	15	0
Luck	2	12	6.0	8	0
Edwards	1	3	3.0	3	0
Oliver LG	1	1	1.0	1	0
Oliver TM	1	1	1.0	1	0
<b>Oilers</b>	<b>490</b>	<b>1700</b>	<b>3.5</b>	<b>43t</b>	<b>13</b>
<b>Opponents</b>	<b>532</b>	<b>2035</b>	<b>3.8</b>	<b>45</b>	<b>13</b>

PASSING	Att	Cmp	Pct	Yards	Yds/Att	TD	Int	Lg	Sk/Yds	Rating
Moon	488	256	52.5	3489	7.15	13	26	81t	41/332	62.3
Luck	60	31	51.7	341	5.68	1	5	27	7/62	39.7
Givins	2	0	0.0	0	0.00	0	0	0	0/0	39.6
Rozier	1	1	100.0	13	13.00	0	0	13	0/0	118.8
<b>Oilers</b>	<b>551</b>	<b>288</b>	<b>52.3</b>	<b>3843</b>	<b>6.97</b>	<b>14</b>	<b>31</b>	<b>81t</b>	<b>48/394</b>	<b>59.7</b>
<b>Opponents</b>	<b>490</b>	<b>228</b>	<b>46.5</b>	<b>3200</b>	<b>6.53</b>	<b>25</b>	<b>16</b>	<b>85t</b>	<b>32/201</b>	<b>71.5</b>

RECEIVING	No	Yds	Avg	Lg	TD
D. Hill	65	1112	17.1	81t	5
Givins	61	1062	17.4	60	3
Pinkett	35	248	7.1	20	1
Woolfolk	28	314	11.2	30	2
Rozier	24	180	7.5	23	0
J. Williams	22	227	10.3	33	1
Drewrey	18	299	16.6	31	0
Wallace	17	177	10.4	35t	2
Banks	7	71	10.1	17	0
T. Smith	4	72	18.0	25	0
Akiu	4	67	16.8	27	0
Moriarty	2	16	8.0	17	0
Oliver LG	1	-2	-2.0	-2	0
Oliver TM	1	-2	-2.0	-2	0
<b>Oilers</b>	<b>288</b>	<b>3843</b>	<b>13.3</b>	<b>81t</b>	<b>14</b>
<b>Opponents</b>	<b>228</b>	<b>3200</b>	<b>14.0</b>	<b>85t</b>	<b>25</b>

INTERCEPTIONS	No	Yds	Avg	Lg	TD
Lyday	3	24	8.0	24	0
Allen	3	20	6.7	18	0
Brown	2	34	17.0	38	0
Eason	2	16	8.0	11	0
R. Johnson	2	6	3.0	6	0
Lyles	2	0	0.0	0	0
Bostic	1	0	0.0	0	0
Donaldson	1	0	0.0	0	0
<b>Oilers</b>	<b>16</b>	<b>100</b>	<b>6.3</b>	<b>38</b>	<b>0</b>
<b>Opponents</b>	<b>31</b>	<b>325</b>	<b>10.5</b>	<b>36</b>	<b>1</b>

PUNTING	No	Yds	Avg	Net	TB	In	Lg	B
L. Johnson	88	3623	41.2	35.7	9	26	66	0
Zendejas	1	36	36.0	36.0	0	1	36	0
<b>Oilers</b>	<b>89</b>	<b>3659</b>	<b>41.1</b>	<b>35.7</b>	<b>9</b>	<b>27</b>	<b>66</b>	<b>0</b>
<b>Opponents</b>	<b>94</b>	<b>3713</b>	<b>39.5</b>	<b>33.3</b>	<b>12</b>	<b>16</b>	<b>61</b>	<b>1</b>

PUNT RETURNS	No	FC	Yds	Avg	Lg	TD
Drewrey	34	13	262	7.7	25	0
Givins	8	0	80	10.0	17	0
Pinkett	1	2	-1	-1.0	-1	0
<b>Oilers</b>	<b>43</b>	<b>15</b>	<b>341</b>	<b>7.9</b>	<b>25</b>	<b>0</b>
<b>Opponents</b>	<b>40</b>	<b>21</b>	<b>303</b>	<b>7.6</b>	<b>41</b>	<b>0</b>

KICKOFF RETURNS	No	Yds	Avg	Lg	TD
Drewrey	25	500	20.0	32	0
Pinkett	26	519	20.0	48	0
Tasker	3	65	21.7	24	0
Riley	2	17	8.5	10	0
Woolfolk	2	38	19.0	21	0
Madsen	1	0	0.0	0	0
<b>Oilers</b>	<b>59</b>	<b>1139</b>	<b>19.3</b>	<b>48</b>	<b>0</b>
<b>Opponents</b>	<b>32</b>	<b>695</b>	<b>21.7</b>	<b>44</b>	<b>0</b>

FIELD GOALS	1-19	20-29	30-39	40-49	50+
Zendejas	1/1	7/7	7/9	6/7	1/3
<b>Oilers</b>	<b>1/1</b>	<b>7/7</b>	<b>7/9</b>	<b>6/7</b>	<b>1/3</b>
<b>Opponents</b>	<b>0/0</b>	<b>7/7</b>	<b>4/5</b>	<b>7/15</b>	<b>1/2</b>

**Zendejas:** (20G) (35G, 37G) () (45G, 29G, 23G) (25G, 45N, 19G) (54N) () (48G) () (42G, 25G, 30G, 46G) (44G, 39N) (34G, 32N) (53N, 47G) () (31G, 33G, 36G) (26G, 51G, 22G)  
**Opponents:** (26G, 40N) (34G, 29G, 45G) (47G, 45G) (36N, 42G, 45G, 28G) (48G) (31G, 27G) (49B, 51G, 41N) (47N) (47N) (49N, 47N) () (37G) (23G, 29G) (20G, 35G) (40G) (53N, 42B)

**SACKS**  
 Childress 5.0, Meads 3.5, Byrd 3.0, Lyles 3.0, Abraham 2.0, Baker (Hou) 2.0, Bostic 2.0, D. Smith 2.0, Donaldson 1.5, Brown 1.0, Bush 1.0, Fuller 1.0, Golic 1.0, Grimsley 1.0, R. Johnson 1.0, Madsen 1.0, Taylor 1.0  
**Oilers 32.0, Opponents 48.0.**

**TACKLES (Solo-Assists-Total)**  
 Grimsley (112-87-199), Childress (67-105-172), Abraham (77-59-136), Lyles (78-57-135), Byrd (44-80-124), Meads (59-52-111), Donaldson (58-52-110), Bostic (55-24-79), Brown (64-13-77), Golic (24-42-66), Eason (37-25-62), D. Smith (22-29-51), Allen (36-9-45), R. Johnson (17-6-23), Riley (12-11-23), Fuller (9-13-22), Bush (13-7-20), Fairs (11-4-15), McMillian (8-3-11), Baker (3-6-9), Matthews (6-2-8), Dodge (6-1-7), Banks (5-1-6), Madsen (3-3-6), Parks (3-2-5), Pinkett (4-0-4), Akiu (3-0-3), Oliver (2-0-2), D. Williams (1-0-1), Dressel (1-0-1), L. Johnson (1-0-1), Morgan (1-0-1), Griffin (1-0-1), Tasker (0-1-1) Drewrey (0-1-1), Taylor (0-1-1)  
**Team Totals: 866-714-1580**

## USUAL STARTING LINEUP

OFFENSE	
WR	Drew Hill (85)
LT	Bruce Matthews (74)
LG	Mike Munchak (63)
C	Jim Romano (55)
	Jay Pennison (52)
RG	Kent Hill (72)
RT	Dean Steinkuhler (70)
TE	Jamie Williams (87)
WR	Ernest Givins (81)
QB	Warren Moon (1)
RB	Mike Rozier (30)
FB	Larry Moriarty (30)
	Butch Woolfolk (40)

DEFENSE	
LE	Ray Childress (79)
NT	Doug Smith (99)
	Mike Golic (68)
RE	Richard Byrd (71)
OLB	Robert Lyles (93)
ILB	Avon Riley (53)
	John Grimsley (59)
ILB	Robert Abraham (56)
OLB	Johnny Meads (91)
LCB	Steve Brown (24)
RCB	Patrick Allen (29)
SS	Keith Bostic (25)
FS	Bo Eason (21)
	Jeff Donaldson (31)

SPECIALISTS	
K	Tony Zendejas (7)
P	Lee Johnson (11)

**Pro Bowl**  
 All-Pro

**GM:** Ladd Herzeg; **Head Coach:** Jerry Glanville  
**Asst. Coaches:** Dick Jamieson (off. coord./RB), Tom Bettis (DB), Gary Huff (QB), Milt Jackson (WR), Miller McCalmon (ST), Floyd Reese (LB), Doug Shively (DL), Bill Walsh (OL), Steve Watterson (strength & cond.)

## AMERICAN FOOTBALL CONFERENCE STANDINGS

AFC EAST	W	L	T	Pct
New England	11	5	0	.688
* N.Y. Jets	10	6	0	.625
Miami	8	8	0	.500
Buffalo	4	12	0	.250
Indianapolis	3	13	0	.188
<b>AFC CENTRAL</b>	<b>W</b>	<b>L</b>	<b>T</b>	<b>Pct</b>
Cleveland	12	4	0	.750
Cincinnati	10	6	0	.625
Pittsburgh	6	10	0	.375
<b>Houston</b>	<b>5</b>	<b>11</b>	<b>0</b>	<b>.313</b>
<b>AFC WEST</b>	<b>W</b>	<b>L</b>	<b>T</b>	<b>Pct</b>
Denver	11	5	0	.688
* Kansas City	10	6	0	.625
Seattle	10	6	0	.625
L.A. Raiders	8	8	0	.500
San Diego	4	12	0	.250

## NATIONAL FOOTBALL CONFERENCE STANDINGS

NFC EAST	W	L	T	Pct
N.Y. Giants	14	2	0	.875
* Washington	12	4	0	.750
Dallas	7	9	0	.438
Philadelphia	5	10	1	.344
St. Louis	4	11	1	.281
<b>NFC CENTRAL</b>	<b>W</b>	<b>L</b>	<b>T</b>	<b>Pct</b>
Chicago	14	2	0	.875
Minnesota	9	7	0	.563
Detroit	5	11	0	.313
Green Bay	4	12	0	.250
Tampa Bay	2	14	0	.125
<b>NFC WEST</b>	<b>W</b>	<b>L</b>	<b>T</b>	<b>Pct</b>
San Francisco	10	5	1	.656
* L.A. Rams	10	6	0	.625
Atlanta	7	8	1	.469
New Orleans	7	9	0	.438

\* Wild Card for Playoffs



# 1985 SEASON (5-II REGULAR SEASON, 0-0 PLAYOFFS) • 4TH PLACE AFC CENTRAL

DATE	OPPONENT	SCORE	W/L	ATT
Sep. 8	MIAMI	26-23	W	47,656
Sep. 15	at Washington	13-16	L	53,553
Sep. 22	at Pittsburgh	0-20	L	58,572
Sep. 29	DALLAS	10-17	L	49,686
Oct. 6	at Denver	20-31	L	74,699
Oct. 13	CLEVELAND	6-21	L	38,386
Oct. 20	CINCINNATI	44-27	W	35,590
Oct. 27	at St. Louis	20-10	W	43,190
Nov. 3	KANSAS CITY	23-20	W	41,238
Nov. 10	at Buffalo	0-20	L	21,881
Nov. 17	PITTSBURGH	7-30	L	45,977
Nov. 24	SAN DIEGO	37-35	W	34,336
Dec. 1	at Cincinnati	27-45	L	46,140
Dec. 8	NY GIANTS	14-35	L	36,576
Dec. 15	at Cleveland	21-28	L	50,793
Dec. 22	at Indianapolis	16-34	L	55,818

	TITANS	OPP
<b>Total First Downs</b>	<b>270</b>	<b>356</b>
Rushing	96	150
Passing	149	158
Penalty	25	48
3rd Down: Made/Att	74/218	84/213
3rd Down Pct.	33.9	39.4
4th Down: Made/Att	8/20	10/15
4th Down Pct.	40.0	66.7
<b>Possession Avg.</b>	<b>28:07</b>	<b>31:53</b>
<b>Total Net Yards</b>	<b>4652</b>	<b>6155</b>
Avg. Per Game	290.8	384.7
Total Plays	998	1091
Avg. Per Play	4.7	5.6
<b>Net Yards Rushing</b>	<b>1570</b>	<b>2814</b>
Avg. Per Game	98.1	175.9
Total Rushes	428	588
<b>Net Yards Passing</b>	<b>3028</b>	<b>3341</b>
Avg. Per Game	192.6	208.8
Sacked/Yards Lost	58/441	41/313
Gross Yards	3523	3654
Att./Comp.	512/277	462/260
Completion Pct.	54.1	56.3
Had Intercepted	22	15
<b>Punts/Average</b>	<b>84/41.5</b>	<b>68/39.4</b>
<b>Net Punting Avg.</b>	<b>84/35.5</b>	<b>68/33.3</b>
<b>Penalties/Yards</b>	<b>127/1150</b>	<b>121/908</b>
<b>Fumbles/Ball Lost</b>	<b>41/15</b>	<b>35/20</b>
<b>Touchdowns</b>	<b>32</b>	<b>51</b>
Rushing	13	21
Passing	18	29
Returns	1	1

BY PERIODS	1	2	3	4	OT	PTS
Oilers	24	90	63	107	0	284
Opponents	126	94	112	80	0	412

SCORING	TD	RU	PA	RT	PAT	FG	S	TP
Zendejas	0	0	0	0	29/31	21/27	0	92
Hill	9	0	9	0	0	0	0	54
Rozier	8	8	0	0	0	0	0	48
Woolfolk	5	1	4	0	0	0	0	30
Moriarty	3	3	0	0	0	0	0	18
T. Smith	2	0	2	0	0	0	0	12
Akiu	1	0	0	1	0	0	0	6
Dressel	1	0	1	0	0	0	0	6
Edwards	1	1	0	0	0	0	0	6
McCloskey	1	0	1	0	0	0	0	6
Williams	1	0	1	0	0	0	0	6
<b>Oilers</b>	<b>31</b>	<b>13</b>	<b>18</b>	<b>1</b>	<b>29/31</b>	<b>21/27</b>	<b>0</b>	<b>284</b>
<b>Opponents</b>	<b>50</b>	<b>21</b>	<b>29</b>	<b>1</b>	<b>48/50</b>	<b>19/34</b>	<b>0</b>	<b>412</b>

RUSHING	No	Yds	Avg	Lg	TD
Rozier	133	462	3.5	30	8
Woolfolk	103	392	3.8	43	1
Moriarty	106	381	3.6	18	3
Moon	39	130	3.3	17	0
Edwards	25	96	3.8	19	1
Luck	15	95	6.3	17	0
Tasker	2	16	8.0	13	0
Moroski	2	2	1.0	2	0
L. Johnson	1	0	0.0	0	0
Drewrey	2	-4	-2.0	5	0
<b>Oilers</b>	<b>428</b>	<b>1570</b>	<b>3.7</b>	<b>43</b>	<b>13</b>
<b>Opponents</b>	<b>588</b>	<b>2814</b>	<b>4.8</b>	<b>67</b>	<b>21</b>

PASSING	Att	Cmp	Pct	Yards	Yds/Att	TD	Int	Lg	Sk/Yds	Rating
Moon	377	200	53.1	2709	7.19	15	19	80t	46/366	68.5
Luck	100	56	56.0	572	5.72	2	2	46t	8/50	70.9
Moroski	34	20	58.8	249	7.32	1	1	46	4/25	79.2
Zendejas	1	1	100.0	-7	100.0	0	0	0	0/0	79.2
<b>Oilers</b>	<b>512</b>	<b>277</b>	<b>54.1</b>	<b>3523</b>	<b>6.88</b>	<b>18</b>	<b>22</b>	<b>80t</b>	<b>58/441</b>	<b>69.7</b>
<b>Opponents</b>	<b>462</b>	<b>260</b>	<b>56.3</b>	<b>3654</b>	<b>7.91</b>	<b>29</b>	<b>15</b>	<b>68t</b>	<b>41/313</b>	<b>89.3</b>

RECEIVING	No	Yds	Avg	Lg	TD
Woolfolk	80	814	10.2	80t	4
Hill	64	1169	18.3	57t	9
T. Smith	46	660	14.3	33	2
Williams	39	444	11.4	29	1
Moriarty	17	112	6.6	16	0
Rozier	9	96	10.7	52	0
Edwards	7	71	10.1	31	0
McCloskey	4	29	7.3	24t	1
Dressel	3	17	5.7	12	1
Akiu	2	32	16.0	24	0
Drewrey	2	28	14.0	19	0
Tasker	2	19	9.5	14	0
Holston	1	25	25.0	25	0
Walls	1	7	7.0	7	0
<b>Oilers</b>	<b>277</b>	<b>3523</b>	<b>12.7</b>	<b>80t</b>	<b>18</b>
<b>Opponents</b>	<b>260</b>	<b>3654</b>	<b>14.1</b>	<b>68t</b>	<b>29</b>

INTERCEPTIONS	No	Yds	Avg	Lg	TD
Brown	5	41	8.2	22	0
Eason	3	55	18.3	55	0
Bostic	3	28	9.3	26	0
Kush	2	6	3.0	6	0
Riley	1	14	14.0	14	0
Stensrud	1	0	0.0	0	0
<b>Oilers</b>	<b>15</b>	<b>144</b>	<b>9.6</b>	<b>55</b>	<b>0</b>
<b>Opponents</b>	<b>22</b>	<b>267</b>	<b>12.1</b>	<b>61t</b>	<b>1</b>

PUNTING	No	Yds	Avg	Net	TB	In	Lg	B
L. Johnson	83	3464	41.7	35.7	8	22	65	0
T. Smith	1	26	26.0	26.0	0	1	26	0
<b>Oilers</b>	<b>84</b>	<b>3490</b>	<b>41.5</b>	<b>35.5</b>	<b>8</b>	<b>23</b>	<b>65</b>	<b>0</b>
<b>Opponents</b>	<b>68</b>	<b>2677</b>	<b>39.4</b>	<b>33.3</b>	<b>8</b>	<b>19</b>	<b>56</b>	<b>4</b>

PUNT RETURNS	No	FC	Yds	Avg	Lg	TD
Drewrey	24	10	215	9.0	23	0
Donaldson	6	1	35	5.8	13	0
<b>Oilers</b>	<b>30</b>	<b>11</b>	<b>250</b>	<b>8.3</b>	<b>23</b>	<b>0</b>
<b>Opponents</b>	<b>45</b>	<b>7</b>	<b>345</b>	<b>7.7</b>	<b>31</b>	<b>0</b>

KICKOFF RETURNS	No	Yds	Avg	Lg	TD
Drewrey	26	642	24.7	50	0
Tasker	17	447	26.3	52	0
Walls	12	234	19.5	42	0
Donaldson	5	93	18.6	22	0
Brown	2	45	22.5	28	0
Williams	2	21	10.5	12	0
Breihl	1	5	5.0	5	0
Hill	1	22	22.0	22	0
Lyday	1	6	6.0	6	0
<b>Oilers</b>	<b>67</b>	<b>1515</b>	<b>22.6</b>	<b>52</b>	<b>0</b>
<b>Opponents</b>	<b>39</b>	<b>970</b>	<b>24.9</b>	<b>81</b>	<b>0</b>

FIELD GOALS	1-19	20-29	30-39	40-49	50+
Zendejas	0/0	6/7	8/11	4/6	3/3
<b>Oilers</b>	<b>0/0</b>	<b>6/7</b>	<b>8/11</b>	<b>4/6</b>	<b>3/3</b>
<b>Opponents</b>	<b>0/0</b>	<b>5/7</b>	<b>12/17</b>	<b>1/7</b>	<b>1/3</b>

**Zendejas:** (35G, 46G) (44G, 35G, 42N, 33N) () (33G, 37N) (27G, 25G) (50G, 27G) (40N, 34G, 28G, 32G) (39G, 38G) (39N, 38G) () (46G, 52G, 51G) (25G, 26G) () (24N) (45G)  
**Opponents:** (33G, 36G, 23G) (34G) (37G, 38G, 40N) (47N, 33N, 36N, 35G, 36N) (37G, 51N, 51N) () (47G, 22G) (30G, 28N, 42N, 33N) (32N, 35G, 39G) (24G, 23G) (52G, 31G, 34G) (47N) (28N, 29G, 48N) () (41B) ()

**SACKS**  
 Baker 5.5, Kush 5.0, Bostic 5.0, Stensrud 5.0, Childress 3.5, Bush 3.0, Eason 2.5, Riley 2.0, D. Smith 2.0, Sochia 2.0, Meads 1.5, Abraham 1.0, Brown 1.0, Byrd 1.0, Donaldson 1.0  
**Oilers 41.0, Opponents 58.0**

**TACKLES (Solo-Assists-Total)**  
 Riley (80-67-147), Childress (71-64-135), Eason (87-44-131), Lyles (60-70-130), Abraham (51-59-110), Bostic (75-34-109), Bush (52-47-99), Grimsley (46-41-87), Brown (63-23-86), Baker (43-39-82), Stensrud (35-30-65), Allen (46-9-57), Byrd (18-33-51), Meads (28-12-40), Donaldson (26-4-30), Smith (15-14-29), Sochia (15-10-25), Kush (21-6-27), Lyday (18-9-27), Johnson (15-1-16), Briehl (6-9-15), McCillian (1-0-1)  
**Team Totals: 872-625-1499**

### USUAL STARTING LINEUP

**OFFENSE**  
 WR Tim Smith (83)  
 LT Harvey Salem (73)  
**LG Mike Munchak (63)**  
 C Jim Romano (55)  
 RG John Schuhmacher (62)  
 RT Bruce Matthews (74)  
 TE Jamie Williams (87)  
 WR Drew Hill (85)  
 QB Warren Moon (1)  
 RB Butch Woolfolk (40)  
 FB Larry Moriarty (30)

**DEFENSE**  
 LE Ray Childress (79)  
 NT Mike Stensrud (67)  
 RE Jesse Baker (75)  
 OLB Robert Lyles (93)  
 ILB Avon Riley (53)  
 ILB Robert Abraham (56)  
 OLB Frank Bush (94)  
 LCB Steve Brown (24)  
 RCB Patrick Allen (29)  
 SS Keith Bostic (25)  
 FS Bo Eason (21)

### SPECIALISTS

K Tony Zendejas (7)  
 P Lee Johnson (11)

### Pro Bowl

All-Pro

**GM:** Ladd Herzeg; **Head Coach:** Hugh Campbell (14 games), Jerry Glanville (two games)  
**Asst. Coaches:** Joe Faragalli (off. coord.), Jerry Glanville (def. coord.\*), Bill Allerheilgen (strength & cond.), John Devlin (inside LB), Gene Gaines (ST/outside LB), Ken Houston (DB), Bruce Lemmerman (WR), Bob Padilla (DL), Al Roberts (off. backs), Bill Walsh (OL)

\* Coord. for first 14 games; head coach last two games

### AMERICAN FOOTBALL CONFERENCE STANDINGS

AFC EAST	W	L	T	Pct
Miami	12	4	0	.750
* N.Y. Jets	11	5	0	.688
* New England	11	5	0	.688
Indianapolis	5	11	0	.313
Buffalo	2	14	0	.125
<b>AFC CENTRAL</b>	<b>W</b>	<b>L</b>	<b>T</b>	<b>Pct</b>
Cleveland	8	8	0	.500
Cincinnati	7	9	0	.438
Pittsburgh	7	9	0	.438
<b>Houston</b>	<b>5</b>	<b>11</b>	<b>0</b>	<b>.313</b>
<b>AFC WEST</b>	<b>W</b>	<b>L</b>	<b>T</b>	<b>Pct</b>
L.A. Raiders	12	4	0	.750
Denver	11	5	0	.688
Seattle	8	8	0	.500
San Diego	8	8	0	.500
Kansas City	6	10	0	.375

### NATIONAL FOOTBALL CONFERENCE STANDINGS

NFC EAST	W	L	T	Pct
Dallas	10	6	0	.625
* N.Y. Giants	10	6	0	.625
Washington	10	6	0	.625
Philadelphia	7	9	0	.438
St. Louis	5	11	0	.313
<b>NFC CENTRAL</b>	<b>W</b>	<b>L</b>	<b>T</b>	<b>Pct</b>
Chicago	15	1	0	.938
Green Bay	8	8	0	.500
Minnesota	7	9	0	.438
Detroit	7	9	0	.438
Tampa Bay	2	14	0	.125
<b>NFC WEST</b>	<b>W</b>	<b>L</b>	<b>T</b>	<b>Pct</b>
L.A. Rams	11	5	0	.688
* San Francisco	10	6	0	.625
New Orleans	5	11	0	.313
Atlanta	4	12	0	.250

\* Wild Card for Playoffs



# 1983 SEASON (2-14 REGULAR SEASON, 0-0 PLAYOFFS) • 4TH PLACE AFC CENTRAL

DATE	OPPONENT	SCORE	W/L	ATT
Sep. 4	GREEN BAY	38-41*	L	44,073
Sep. 11	at L.A. Raiders	6-20	L	37,526
Sep. 18	PITTSBURGH	28-40	L	44,150
Sep. 25	at Buffalo	13-30	L	60,070
Oct. 2	at Pittsburgh	10-17	L	56,901
Oct. 9	DENVER	14-26	L	44,209
Oct. 16	at Minnesota	14-34	L	58,910
Oct. 23	KANSAS CITY	10-13*	L	39,462
Oct. 30	at Cleveland	19-25*	L	68,851
Nov. 6	CINCINNATI	14-55	L	39,706
Nov. 13	DETROIT	27-17	W	40,660
Nov. 20	at Cincinnati	10-38	L	46,375
Nov. 27	at Tampa Bay	24-33	L	38,625
Dec. 4	MIAMI	17-24	L	39,434
Dec. 11	CLEVELAND	34-27	W	29,746
Dec. 18	at Baltimore	10-20	L	20,418

	TITANS	OPP
<b>Total First Downs</b>	<b>295</b>	<b>332</b>
Rushing	120	161
Passing	155	150
Penalty	20	21
3rd Down: Made/Att	87/223	85/205
3rd Down Pct.	39.0	41.5
4th Down: Made/Att	9/16	8/9
4th Down Pct.	56.3	88.9
<b>Possession Avg.</b>	<b>29:40</b>	<b>30:20</b>
<b>Total Net Yards</b>	<b>4900</b>	<b>5632</b>
Avg. Per Game	306.3	352.0
Total Plays	1033	1031
Avg. Per Play	4.7	5.5
<b>Net Yards Rushing</b>	<b>1998</b>	<b>2787</b>
Avg. Per Game	124.9	174.2
Total Rushes	502	576
<b>Net Yards Passing</b>	<b>2902</b>	<b>2845</b>
Avg. Per Game	181.4	177.8
Sacked/Yards Lost	49/384	31/250
Gross Yards	3286	3095
Att./Comp.	482/260	424/252
Completion Pct.	53.9	59.4
Had Intercepted	29	14
<b>Punts/Average</b>	<b>80/39.2</b>	<b>65/39.5</b>
<b>Net Punting Avg.</b>	<b>80/32.8</b>	<b>65/33.0</b>
<b>Penalties/Yards</b>	<b>84/784</b>	<b>104/825</b>
<b>Fumbles/Ball Lost</b>	<b>26/18</b>	<b>34/15</b>
<b>Touchdowns</b>	<b>34</b>	<b>54</b>
Rushing	16	23
Passing	16	26
Returns	2	5

BY PERIODS	1	2	3	4	OT	PTS
Oilers	67	57	67	97	0	288
Opponents	100	157	81	110	12	460

SCORING	TD	RU	PA	RT	PAT	FG	S	TP
Kempf	0	0	0	0	33/34	17/21	0	84
Campbell	12	12	0	0	0	0	0	72
Smith	6	0	6	0	0	0	0	36
Dressel	4	0	4	0	0	0	0	24
Crutchfield LG	3	3	0	0	0	0	0	18
Moriarty	3	3	0	0	0	0	0	18
Renfro	2	0	2	0	0	0	0	12
Arnold	1	0	1	0	0	0	0	6
C. Brown	1	1	0	0	0	0	0	6
S. Brown	1	0	0	1	0	0	0	6
Edwards	1	0	1	0	0	0	0	6
McCloskey	1	0	1	0	0	0	0	6
Roaches	1	0	0	1	0	0	0	6
Walls	1	0	1	0	0	0	0	6
<b>Oilers</b>	<b>34</b>	<b>16</b>	<b>16</b>	<b>2</b>	<b>33/34</b>	<b>17/21</b>	<b>0</b>	<b>288</b>
<b>Opponents</b>	<b>54</b>	<b>23</b>	<b>26</b>	<b>5</b>	<b>49/51</b>	<b>29/36</b>	<b>0</b>	<b>460</b>

RUSHING	No	Yds	Avg	Lg	TD
Campbell	322	1301	4.0	42	12
Crutchfield LG	140	578	4.1	17	3
Crutchfield TM	3	7	2.3	5	0
Moriarty	65	321	4.9	80	3
Craft	55	147	2.7	8	0
Luck	17	55	3.2	17	0
Walls	5	44	8.8	14	0
Nielsen	8	43	5.4	20	0
Edwards	16	40	2.5	9	0
Smith	2	16	8.0	9	0
Manning	2	13	6.5	11	0
Allen	1	5	5.0	5	0
Dressel	1	3	3.0	3	0

PASSING	Att	Cmp	Pct	Yards	Yds/Att	TD	Int	Lg	Sk/Yds	Rating
Luck	217	124	57.1	1375	6.34	8	13	66	16/138	63.4
Nielsen	175	90	51.4	1125	6.41	5	8	48	22/163	62.2
Manning	88	44	50.0	755	8.58	2	8	47	11/83	49.2
Bryant	1	1	100.0	24	24.0	1	0	24	0/0	158.3
James	1	1	100.0	7	7.0	0	0	7	0/0	95.8
<b>Oilers</b>	<b>482</b>	<b>260</b>	<b>53.9</b>	<b>3286</b>	<b>6.82</b>	<b>16</b>	<b>29</b>	<b>66</b>	<b>49/384</b>	<b>61.4</b>
<b>Opponents</b>	<b>424</b>	<b>252</b>	<b>59.4</b>	<b>3095</b>	<b>7.30</b>	<b>26</b>	<b>14</b>	<b>74</b>	<b>31/250</b>	<b>88.7</b>

Renfro	1	3	3.0	3	0
C. Brown	3	0	0.0	1	1
James	1	0	0.0	0	0
<b>Oilers</b>	<b>502</b>	<b>1998</b>	<b>4.0</b>	<b>80</b>	<b>16</b>
<b>Opponents</b>	<b>576</b>	<b>2787</b>	<b>4.8</b>	<b>52</b>	<b>23</b>

RECEIVING	No	Yds	Avg	Lg	TD
Smith	83	1176	14.2	47	6
Dressel	32	316	9.9	35	4
Renfro	23	316	13.7	38	2
Campbell	19	216	11.4	66	0
Crutchfield LG	19	133	7.0	15	0
Bryant	16	211	13.2	26	0
McCloskey	16	137	8.6	20	1
Holston	14	205	14.6	43	0
Walls	12	276	23.0	48	1
Arnold	12	137	11.4	37	1
Craft	12	99	8.3	14	0
Edwards	9	79	8.8	20	1
Casper TM	7	79	11.3	17	0
Moriarty	4	32	8.0	12	0
Kempf	1	7	7.0	7	0
<b>Oilers</b>	<b>260</b>	<b>3286</b>	<b>12.6</b>	<b>66</b>	<b>16</b>
<b>Opponents</b>	<b>252</b>	<b>3095</b>	<b>12.3</b>	<b>74</b>	<b>26</b>

INTERCEPTIONS	No	Yds	Avg	Lg	TD
Tullis	5	65	13.0	44	0
Hatchett LG	4	36	9.0	25	0
Kay	2	31	15.5	27	0
Bostic	2	0	0.0	0	0
Reinfeldt	1	19	19.0	19	0
S. Brown	1	16	16.0	16	0
Bingham	1	4	4.0	4	0
Abraham	1	0	0.0	0	0
Riley	1	0	0.0	0	0
<b>Oilers</b>	<b>14</b>	<b>135</b>	<b>9.6</b>	<b>44</b>	<b>0</b>
<b>Opponents</b>	<b>29</b>	<b>392</b>	<b>13.5</b>	<b>71</b>	<b>2</b>

PUNTING	No	Yds	Avg	Net	TB	In	Lg	B
James	79	3136	39.7	32.8	8	12	53	1
<b>Oilers</b>	<b>80</b>	<b>3136</b>	<b>39.2</b>	<b>32.8</b>	<b>8</b>	<b>12</b>	<b>53</b>	<b>1</b>
<b>Opponents</b>	<b>65</b>	<b>2567</b>	<b>39.5</b>	<b>33.0</b>	<b>13</b>	<b>19</b>	<b>60</b>	<b>0</b>

PUNT RETURNS	No	FC	Yds	Avg	Lg	TD
Roaches	20	9	159	8.0	23	0
<b>Oilers</b>	<b>20</b>	<b>9</b>	<b>159</b>	<b>8.0</b>	<b>23</b>	<b>0</b>
<b>Opponents</b>	<b>47</b>	<b>15</b>	<b>354</b>	<b>7.5</b>	<b>43</b>	<b>0</b>

KICKOFF RETURNS	No	Yds	Avg	Lg	TD
S. Brown	31	795	25.6	93	1
Roaches	34	641	18.9	97	1
Walls	9	110	12.2	25	0
Dressel	4	40	10.0	13	0
Moriarty	2	25	12.5	16	0
Hunt	1	12	12.0	12	0
McCloskey	1	11	11.0	11	0
Tullis	1	16	16.0	16	0
Riley	0	26	--	26	0
<b>Oilers</b>	<b>83</b>	<b>1676</b>	<b>20.2</b>	<b>97</b>	<b>2</b>
<b>Opponents</b>	<b>61</b>	<b>1280</b>	<b>21.0</b>	<b>55</b>	<b>0</b>

FIELD GOALS	1-19	20-29	30-39	40-49	50+
Kempf	1/1	4/4	7/8	4/6	1/2
<b>Oilers</b>	<b>1/1</b>	<b>4/4</b>	<b>7/8</b>	<b>4/6</b>	<b>1/2</b>
<b>Opponents</b>	<b>2/2</b>	<b>6/7</b>	<b>9/11</b>	<b>12/15</b>	<b>0/1</b>

**Kempf:** (49G, 59N) (40G, 34B, 38G) ( ) (31G, 25G) (34G) ( ) ( ) (32G, 42N) (19G, 24G) ( ) (47G, 21G) (34G) (51G) (23G) (41G, 45N, 39G) (34G)

**Opponents:** (46G, 42G) (36N, 41B, 26N) (49G, 35G, 20G, 22G) (48G) (18G) (45G, 39G, 30N, 49G, 35G) (44G, 28G, 48N) (31G, 52N, 41G) (37G, 37G, 29G, 30G) (44G, 29G) (35G) (26G) (41N) (19G) (44G, 45G) (48G, 37G)

SACKS
Baker 5.5, Taylor 4.5, Foster 3.5, Bostic 3.0, Hamm 3.0, Brazile 2.5, Sochia 2.5, Stensrud 2.0, Abraham 1.0, Hartwig 1.0, Hunt 1.0, Thompson 1.0, Riley 0.5
<b>Oilers 31.0, Opponents 49.0</b>

TACKLES (Solo-Assists-Total)
Bingham (87-48-135), Abraham (83-34-117), Bostic (70-21-91), Brazile (55-35-90), Hartwig (59-17-76), Riley (56-19-75), Baker (49-17-66), Brown (48-12-60), Tullis (50-9-59), Sochia (45-10-55), Hamm (41-12-53), Hunt (30-7-37), Thompson (29-5-34), Kay (27-4-31), Stensrud (18-8-26), Reinfeldt (15-7-22), Wilson (16-1-17), Foster (8-4-12), Joiner (4-1-5), Meadows (2-0-2)
<b>Oilers (792-271-1063)</b>

### USUAL STARTING LINEUP

OFFENSE
<b>WR</b> Mike Renfro (83) Steve Bryant (81)
<b>LT</b> Doug France (77)
<b>LG</b> Mike Munchak (63)
<b>C</b> David Carter (58)
<b>RG</b> Bruce Matthews (74)
<b>RT</b> Harvey Salem (73)
<b>TE</b> Chris Dressel (88)
<b>WR</b> Tim Smith (83)
<b>QB</b> Gifford Nielsen (7) Oliver Luck (10)
<b>RB</b> Earl Campbell (34)
<b>FB</b> Larry Moriarty (30)
<b>or TE</b> Mike McCloskey (89)

DEFENSE
<b>LE</b> Bob Hamm (90)
<b>NT</b> Brian Sochia (72) Mike Stensrud (67)
<b>RE</b> Jesse Baker (75)
<b>OLB</b> Avon Riley (53)
<b>ILB</b> Gregg Bingham (54)
<b>ILB</b> Robert Abraham (56)
<b>OLB</b> Robert Brazile (52)
<b>LCB</b> Steve Brown (24) Bill Kay (22)
<b>RCB</b> Willie Tullis (20)
<b>SS</b> Keith Bostic (25)
<b>FS</b> Carter Hartwig (36)

SPECIALISTS
<b>K</b> Florian Kempf (4)
<b>P</b> John James (6)

### Pro Bowl

**GM:** Ladd Herzog; **Head Coach:** Ed Biles (six games), Chuck Studley (10 games)  
**Asst. Coaches:** O. Kay Dalton (off. coord.), Chuck Studley (def. coord.), Bill Allerheiligen (strength & cond.), Andy Bourgeois (WR), Ken Houston (DB), Elijah Pitts (off. backs), Vic Rapp (TE/ST), Dick Selcer (LB), Ralph Staub (DL), Bill Walsh (OL)

\* Coord. for first six games; head coach last 10 games

### AMERICAN FOOTBALL CONFERENCE STANDINGS

AFC EAST	W	L	T	Pct
Miami	12	4	0	.750
New England	8	8	0	.500
Buffalo	8	8	0	.500
Baltimore	7	9	0	.438
N.Y. Jets	7	9	0	.438

# 1982 SEASON (1-8 REGULAR SEASON, 0-0 PLAYOFFS) • 13TH PLACE AFC

DATE	OPPONENT	SCORE	W/L	ATT
Sep. 12	at Cincinnati	6-27	L	52,268
Sep. 19	SEATTLE	23-21	W	43,117
Nov. 21	PITTSBURGH	10-24	L	42,338
Nov. 28	at New England	21-29	L	33,602
Dec. 5	at NY Giants	14-17	L	71,184
Dec. 13	DALLAS	7-37	L	51,808
Dec. 19	at Philadelphia	14-35	L	44,119
Dec. 26	CLEVELAND	14-20	L	36,559
Jan. 2	CINCINNATI	27-35	L	26,522

Note: strike-shortened season

	TITANS	OPP
<b>Total First Downs</b>	<b>138</b>	<b>187</b>
Rushing	52	67
Passing	81	106
Penalty	5	14
3rd Down: Made/Att	43/123	60/130
3rd Down Pct.	35.0	46.2
4th Down: Made/Att	8/12	2/6
4th Down Pct.	66.7	33.3
<b>Possession Avg.</b>	<b>27:40</b>	<b>32:20</b>
<b>Total Net Yards</b>	<b>2373</b>	<b>3438</b>
Avg. Per Game	263.7	382.0
Total Plays	551	613
Avg. Per Play	4.3	5.6
<b>Net Yards Rushing</b>	<b>799</b>	<b>1225</b>
Avg. Per Game	88.8	136.1
Total Rushes	225	298
<b>Net Yards Passing</b>	<b>1574</b>	<b>2213</b>
Avg. Per Game	174.9	245.9
Sacked/Yards Lost	39/308	31/240
Gross Yards	1882	2453
Att./Comp.	287/153	284/179
Completion Pct.	53.3	63.0
Had Intercepted	15	3
<b>Punts/Average</b>	<b>55/39.7</b>	<b>38/43.0</b>
<b>Net Punting Avg.</b>	<b>55/33.0</b>	<b>38/36.1</b>
<b>Penalties/Yards</b>	<b>52/424</b>	<b>59/454</b>
<b>Fumbles/Ball Lost</b>	<b>14/11</b>	<b>20/13</b>
<b>Touchdowns</b>	<b>18</b>	<b>30</b>
Rushing	5	10
Passing	12	18
Returns	1	2

BY PERIODS	1	2	3	4	OT	PTS
Oilers	24	27	31	54	0	136
Opponents	48	71	45	81	0	245

SCORING	TD	RU	PA	RT	PAT	FG	S	TP
Casper	6	0	6	0	0	0	0	36
Kempf	0	0	0	0	16/18	4/6	0	28
Craft	4	3	1	0	0	0	0	24
Renfro	3	0	3	0	0	0	0	18
Campbell	2	2	0	0	0	0	0	12
Allen	1	0	1	0	0	0	0	6
Holston	1	0	1	0	0	0	0	6
Reinfeldt*	1	0	0	1	0	0	0	6
<b>Oilers</b>	<b>18</b>	<b>5</b>	<b>12</b>	<b>1</b>	<b>16/18</b>	<b>4/6</b>	<b>0</b>	<b>136</b>
<b>Opponents</b>	<b>30</b>	<b>10</b>	<b>18</b>	<b>2</b>	<b>30/30</b>	<b>11/18</b>	<b>1</b>	<b>245</b>

\*recovered fumble in end zone

RUSHING	No	Yds	Avg	Lg	TD
Campbell	157	538	3.4	22	2
Manning	13	85	6.5	24	0
Edwards	15	58	3.9	8	0
Craft	18	42	2.3	10	3
Nielsen	9	37	4.1	9	0
Armstrong	8	15	1.9	5	0
Bailey	1	13	13.0	13	0
Casper	2	9	4.5	8	0
Allen	2	2	1.0	9	0
<b>Oilers</b>	<b>225</b>	<b>799</b>	<b>3.6</b>	<b>24</b>	<b>5</b>
<b>Opponents</b>	<b>298</b>	<b>1225</b>	<b>4.1</b>	<b>90t</b>	<b>10</b>

PASSING	Att	Cmp	Pct	Yards	Yds/Att	TD	Int	Lg	Sk/Yds	Rating
Nielsen	161	87	54.0	1005	6.24	6	8	46	12/92	64.8
Manning LG	132	67	50.8	880	6.67	6	8	54t	29/234	62.1
Manning TM	125	66	52.8	877	7.02	6	6	54t	27/216	71.3
Campbell	1	0	0.0	0	0.0	0	1	0	0/0	0.0
<b>Oilers</b>	<b>287</b>	<b>153</b>	<b>53.3</b>	<b>1882</b>	<b>6.56</b>	<b>12</b>	<b>15</b>	<b>54t</b>	<b>39/308</b>	<b>66.0</b>
<b>Opponents</b>	<b>284</b>	<b>179</b>	<b>63.0</b>	<b>2453</b>	<b>8.64</b>	<b>18</b>	<b>3</b>	<b>62t</b>	<b>31/240</b>	<b>107.3</b>

RECEIVING	No	Yds	Avg	Lg	TD
Casper	36	573	15.9	38	6
Bailey	26	367	14.1	27	0
Craft	23	230	10.0	49	1
Renfro	21	295	14.0	54t	3
Campbell	18	130	7.2	46	0
Armstrong	12	75	6.3	14	0
Edwards	9	53	5.9	21	0
Holston	5	116	23.2	38t	1
Allen	2	35	17.5	23t	1
Thomaselli	1	8	8.0	8	0
<b>Oilers</b>	<b>153</b>	<b>1882</b>	<b>12.3</b>	<b>54t</b>	<b>12</b>
<b>Opponents</b>	<b>179</b>	<b>2453</b>	<b>13.7</b>	<b>62t</b>	<b>18</b>

INTERCEPTIONS	No	Yds	Avg	Lg	TD
Brazile	1	31	31.0	31	0
Bingham	1	8	8.0	8	0
Perry	1	8	8.0	8	0
<b>Oilers</b>	<b>3</b>	<b>47</b>	<b>15.7</b>	<b>31</b>	<b>0</b>
<b>Opponents</b>	<b>15</b>	<b>47</b>	<b>3.1</b>	<b>22</b>	<b>1</b>

PUNTING	No	Yds	Avg	Net	TB	In	Lg	B
James LG	43	1741	40.5	34.1	4	7	56	0
James TM	31	1260	40.6	34.3	2	4	56	0
Parsley	24	926	38.6	31.3	2	3	51	0
<b>Oilers</b>	<b>55</b>	<b>2186</b>	<b>39.7</b>	<b>33.0</b>	<b>4</b>	<b>7</b>	<b>56</b>	<b>0</b>
<b>Opponents</b>	<b>38</b>	<b>1634</b>	<b>43.0</b>	<b>36.1</b>	<b>8</b>	<b>11</b>	<b>73</b>	<b>0</b>

PUNT RETURNS	No	FC	Yds	Avg	Lg	TD
Roaches	19	4	104	5.5	25	0
<b>Oilers</b>	<b>19</b>	<b>4</b>	<b>104</b>	<b>5.5</b>	<b>25</b>	<b>0</b>
<b>Opponents</b>	<b>35</b>	<b>11</b>	<b>293</b>	<b>8.4</b>	<b>24</b>	<b>0</b>

KICKOFF RETURNS	No	Yds	Avg	Lg	TD
Riley	1	27	27.0	27	0
Roaches	21	441	21.0	45	0
T. Wilson	2	40	20.0	26	0
Allen	15	292	19.5	38	0
Tullis	5	91	18.2	28	0
Thomaselli	1	7	7.0	7	0
Smith*	0	7	--	7	0
<b>Oilers</b>	<b>45</b>	<b>905</b>	<b>20.1</b>	<b>45</b>	<b>0</b>
<b>Opponents</b>	<b>26</b>	<b>564</b>	<b>21.7</b>	<b>55</b>	<b>0</b>

\*handoff from Roaches

FIELD GOALS	1-19	20-29	30-39	40-49	50+
Kempf	0/0	1/1	3/3	0/1	0/0
<b>Oilers</b>	<b>0/0</b>	<b>1/1</b>	<b>3/3</b>	<b>0/1</b>	<b>0/0</b>
<b>Opponents</b>	<b>1/1</b>	<b>6/6</b>	<b>1/3</b>	<b>2/6</b>	<b>1/3</b>

**Kempf:** ( ) (24G) (31G) (52N) ( ) ( ) (42N) (35G, 37G)  
**Opponents:** (47N, 43G, 43N, 25G) ( ) (48G) (23G, 25G) (37N, 26G, 42N) (22G, 36G, 53G) ( ) (45B, 18G, 55N, 24G) (51N)

SACKS
Baker 7.5, Brazile 6.5, Bingham 3.0, Kennard 3.0, Skaugstad 3.0, Riley 1.5, Stensrud 1.5, Bethea 1.0, Corker 1.0, Hunt 1.0, Washington 1.0
<b>Oilers 31.0, Opponents 39.0</b>

TACKLES (Solo-Assists-Total)
Hunt (61-24-85), Bingham (63-21-84), Brazile (46-20-66), Perry (37-12-49), Reinfeldt (32-10-42), Riley (27-15-42), Stensrud (21-12-33), Baker (22-10-32), Kennard (20-9-29), Tullis (19-6-25), J. C. Wilson (21-4-25), Hartwig (22-2-24), Skaugstad (13-8-21), Stemrick (17-3-20), Thompson (13-3-16), Taylor (12-3-15), Bethea (10-4-14), Washington (9-5-14), Kay (9-2-11), Abraham (2-1-3)
<b>Oilers (476-174-650)</b>

### USUAL STARTING LINEUP

**OFFENSE**

WR Harold Bailey (80)  
 LT John Schuhmacher (62)  
 LG Ralph Williams (68)  
 Mike Munchak (63)  
 C David Carter (58)  
 RG Ed Fisher (60)  
 RT Morris Towns (76)  
 TE Dave Casper (87)  
 WR Mike Renfro (82)  
 Mike Holston (84)  
 QB Archie Manning (8)  
 Gifford Nielsen (14)  
 RB Earl Campbell (34)  
 FB Stan Edwards (35)

**DEFENSE**

LE Ken Kennard (71)  
 NT Mike Stensrud (67)  
 RE Jesse Baker (75)  
 OLB Avon Riley (53)  
 ILB Gregg Bingham (54)  
 ILB Daryl Hunt (50)  
**OLB Robert Brazile (52)**  
 LCB J. C. Wilson (33)  
 RCB Greg Stemrick (27)  
 SS Carter Hartwig (36)  
 Vernon Perry (32)  
 FS Mike Reinfeldt (37)

**SPECIALISTS**

K Florian Kempf (4)  
 P John James (6)  
 Cliff Parsley (18)

### Pro Bowl

**GM:** Ladd Herzog; **Head Coach:** Ed Biles  
**Asst. Coaches:** Jim Shofner (off. coord.), Bill Allerheiligen (strength & cond.), Andy Bourgeois (WR), Ray Callahan (OL), Bob Gambold (DB), Ken Houston (def. asst.), Elijah Pitts (off. backs), Dick Selcer (LB), Ralph Staub (DL)

### AMERICAN FOOTBALL CONFERENCE STANDINGS

AFC	W	L	T	Pct
* L.A. Raiders	8	1	0	.889
* Miami	7	2	0	.778
* Cincinnati	7	2	0	.778
* Pittsburgh	6	3	0	.667
* San Diego	6	3	0	.667
* N.Y. Jets	6	3	0	.667
* New England	5	4	0	.556
* Cleveland	4	5	0	.444
Buffalo	4	5	0	.444
Seattle	4	5	0	.444
Kansas City	3	6	0	.333
Denver	2	7	0	.222
<b>Houston</b>	<b>1</b>	<b>8</b>	<b>0</b>	<b>.111</b>
Baltimore	0	8	1	.056

### NATIONAL FOOTBALL CONFERENCE STANDINGS

NFC	W	L	T	Pct
* Washington	8	1	0	.889
* Dallas	6	3	0	.667
* Green Bay	5	3	1	.611
* Minnesota	5	4	0	.556
* Atlanta	5	4	0	.556
* St. Louis	5	4	0	.556
* Tampa Bay	5	4	0	.556
* Detroit	4	5	0	.444
New Orleans	4	5	0	.444
N.Y. Giants	4	5	0	.444
San Francisco	3	6	0	.333
Chicago	3	6	0	.333
Philadelphia	3	6	0	.333
L.A. Rams	2	7	0	.222

\* Playoff Participant

# 1981 SEASON (7-9 REGULAR SEASON, 0-0 PLAYOFFS) • 3RD PLACE AFC CENTRAL

DATE	OPPONENT	SCORE	W/L	ATT
Sep. 6	at L.A. Rams	27-20	W	63,198
Sep. 13	at Cleveland	9-3	W	79,483
Sep. 20	MIAMI	10-16	L	47,379
Sep. 27	at NY Jets	17-33	L	50,309
Oct. 4	CINCINNATI	17-10	W	44,350
Oct. 11	SEATTLE	35-17	W	42,671
Oct. 18	at New England	10-38	L	60,474
Oct. 26	at Pittsburgh	13-26	L	52,732
Nov. 1	at Cincinnati	21-34	L	54,736
Nov. 8	OAKLAND	17-16	W	45,519
Nov. 15	at Kansas City	10-23	L	73,984
Nov. 22	NEW ORLEANS	24-27	L	49,581
Nov. 29	ATLANTA	27-31	L	40,201
Dec. 3	CLEVELAND	17-13	W	44,502
Dec. 13	at San Francisco	6-28	L	55,707
Dec. 20	PITTSBURGH	21-20	W	41,056

	TITANS	OPP
<b>Total First Downs</b>	<b>241</b>	<b>325</b>
Rushing	103	138
Passing	124	162
Penalty	14	25
3rd Down: Made/Att	69/212	102/235
3rd Down Pct.	32.5	43.4
4th Down: Made/Att	--	--
4th Down Pct.	--	--
<b>Possession Avg.</b>	<b>27:56</b>	<b>32:04</b>
<b>Total Net Yards</b>	<b>4511</b>	<b>5726</b>
Avg. Per Game	281.9	357.9
Total Plays	947	1084
Avg. Per Play	4.8	5.3
<b>Net Yards Rushing</b>	<b>1734</b>	<b>2411</b>
Avg. Per Game	108.4	150.7
Total Rushes	466	549
<b>Net Yards Passing</b>	<b>2777</b>	<b>3315</b>
Avg. Per Game	173.6	207.2
Sacked/Yards Lost	40/342	33/239
Gross Yards	3119	3554
Att./Comp.	441/258	502/295
Completion Pct.	58.5	58.8
Had Intercepted	23	18
<b>Punts/Average</b>	<b>79/39.7</b>	<b>70/41.9</b>
<b>Net Punting Avg.</b>	<b>79/34.4</b>	<b>70/33.9</b>
<b>Penalties/Yards</b>	<b>93/825</b>	<b>92/838</b>
<b>Fumbles/Ball Lost</b>	<b>33/21</b>	<b>20/13</b>
<b>Touchdowns</b>	<b>34</b>	<b>39</b>
Rushing	11	16
Passing	21	22
Returns	2	1

BY PERIODS	1	2	3	4	OT	PTS
Oilers	47	66	55	113	0	281
Opponents	73	93	105	84	0	355

SCORING	TD	RU	PA	RT	PAT	FG	S	TP
Fritsch	0	0	0	0	32/34	15/22	0	77
Campbell	10	10	0	0			0	60
Casper	8	0	8	0			0	48
Burrough	7	0	7	0			0	42
Holston	2	0	2	0			0	12
Armstrong	1	0	1	0			0	6
Barber	1	0	1	0			0	6
Carpenter	1	0	1	0			0	6
Coleman	1	1	0	0			0	6
Renfro	1	0	1	0			0	6
Roaches	1	0	0	1			0	6
Tullis	1	0	0	1			0	6
<b>Oilers</b>	<b>34</b>	<b>11</b>	<b>21</b>	<b>2</b>	<b>32/34</b>	<b>15/22</b>	<b>0</b>	<b>281</b>
<b>Opponents</b>	<b>39</b>	<b>16</b>	<b>22</b>	<b>1</b>	<b>38/39</b>	<b>27/42</b>	<b>1</b>	<b>355</b>

RUSHING	No	Yds	Avg	Lg	TD
Campbell	361	1376	3.8	43	10
Armstrong	31	146	4.7	18	0
Coleman	21	91	4.3	30	1
Carpenter	18	74	4.1	20	0
T. Wilson	13	35	2.7	7	0
Reaves	6	13	2.2	13	0
Nielsen	6	2	0.3	4	0
Stabler	10	-3	-0.3	4	0
<b>Oilers</b>	<b>466</b>	<b>1734</b>	<b>3.7</b>	<b>43</b>	<b>11</b>
<b>Opponents</b>	<b>549</b>	<b>2411</b>	<b>4.4</b>	<b>56</b>	<b>16</b>

PASSING	Att	Cmp	Pct	Yards	Yds/Att	TD	Int	Lg	Sk/Yds	Rating
Stabler	285	165	57.9	1988	6.98	14	18	71t	29/254	69.5
Nielsen	93	60	64.5	709	7.62	5	3	44	8/61	92.1
J. Reaves	61	31	50.8	379	6.21	2	2	51t	3/27	67.6
Parsley	2	2	100.0	43	21.50	0	0	31	0/0	118.8
<b>Oilers</b>	<b>441</b>	<b>258</b>	<b>58.5</b>	<b>3119</b>	<b>7.07</b>	<b>21</b>	<b>23</b>	<b>71t</b>	<b>40/342</b>	<b>74.4</b>
<b>Opponents</b>	<b>502</b>	<b>295</b>	<b>58.8</b>	<b>3554</b>	<b>7.08</b>	<b>22</b>	<b>18</b>	<b>67t</b>	<b>33/239</b>	<b>80.2</b>

RECEIVING	No	Yds	Avg	Lg	TD
Burrough	40	668	16.7	71t	7
Renfro	39	451	11.6	43	1
Campbell	36	156	4.3	17	0
Casper	33	572	17.3	52t	8
Armstrong	29	278	9.6	48	1
Holston	27	427	15.8	50t	2
Coleman	19	211	11.1	24	0
Barber	13	190	14.6	35	1
Carpenter	13	80	6.2	33t	1
T. Wilson	5	33	6.6	11	0
Smith	2	37	18.5	25	0
Brooks LG	3	37	12.3	21	0
Brooks TM	2	16	8.0	16	0
Smith	2	37	18.5	25	0
<b>Oilers</b>	<b>258</b>	<b>3119</b>	<b>12.1</b>	<b>71t</b>	<b>21</b>
<b>Opponents</b>	<b>295</b>	<b>3554</b>	<b>12.0</b>	<b>67t</b>	<b>22</b>

INTERCEPTIONS	No	Yds	Avg	Lg	TD
Stemrick	3	94	31.3	38	0
Hartwig	3	78	26.0	36	0
Kay	2	47	23.5	30	0
Perry	2	46	23.0	34	0
Bingham	2	20	10.0	17	0
Reinfeldt	2	18	9.0	16	0
Brazile	2	7	3.5	7	0
Washington	1	19	19.0	19	0
J.C. Wilson	1	1	1.0	1	0
<b>Oilers</b>	<b>18</b>	<b>330</b>	<b>18.3</b>	<b>38</b>	<b>0</b>
<b>Opponents</b>	<b>23</b>	<b>289</b>	<b>12.6</b>	<b>49</b>	<b>0</b>

PUNTING	No	Yds	Avg	Net	TB	In	Lg	B
Parsley	79	3137	39.7	34.4	3	17	62	0
<b>Oilers</b>	<b>79</b>	<b>3137</b>	<b>39.7</b>	<b>34.4</b>	<b>3</b>	<b>17</b>	<b>62</b>	<b>0</b>
<b>Opponents</b>	<b>70</b>	<b>2935</b>	<b>41.9</b>	<b>33.9</b>	<b>12</b>	<b>17</b>	<b>65</b>	<b>1</b>

PUNT RETURNS	No	FC	Yds	Avg	Lg	TD
Roaches	39	4	296	7.6	40	0
Tullis	2	0	29	14.5	16	0
<b>Oilers</b>	<b>41</b>	<b>4</b>	<b>325</b>	<b>7.9</b>	<b>40</b>	<b>0</b>
<b>Opponents</b>	<b>47</b>	<b>19</b>	<b>360</b>	<b>7.7</b>	<b>26</b>	<b>0</b>

KICKOFF RETURNS	No	Yds	Avg	Lg	TD
Roaches	28	769	27.5	96t	1
Tullis	32	779	24.3	95t	1
T. Wilson	3	41	13.7	23	0
Armstrong	3	36	12.0	18	0
Hunt	3	19	6.3	11	0
J.C. Wilson	2	27	13.5	14	0
Riley	1	51	51.0	51	0
<b>Oilers</b>	<b>72</b>	<b>1722</b>	<b>23.9</b>	<b>96t</b>	<b>2</b>
<b>Opponents</b>	<b>59</b>	<b>1201</b>	<b>20.4</b>	<b>34</b>	<b>0</b>

FIELD GOALS	1-19	20-29	30-39	40-49	50+
Fritsch	0/0	3/4	4/4	7/13	1/1
<b>Oilers</b>	<b>0/0</b>	<b>3/4</b>	<b>4/4</b>	<b>7/13</b>	<b>1/1</b>
<b>Opponents</b>	<b>4/4</b>	<b>4/5</b>	<b>8/11</b>	<b>10/18</b>	<b>1/4</b>

**Fritsch:** (50G, 41G, 44B) (42G, 27G, 36G) (40G) (38G) (49N, 48G) () (42G) (34G, 42N, 44G) (44N) (23G, 22N) (21G) (49G) () (32G, 41N) () (47N)

**Opponents:** (35G, 29N, 36G) (36B, 50B, 29G, 41N) (42G, 37G, 47N, 27G) (41G) (45G, 48N, 36N) (41G, 47N) (32N, 21G) (19G, 19G) (51G, 30G) (51N, 29G, 42G, 43G, 47N) (37G, 42G, 38G) (41B, 46G, 42G) (36G, 54N, 46N) (18G, 19G, 47N) () (40G, 37G)

**SACKS**  
 Baker 10.0, Dorris 5.0, Stensrud 4.0, Kennard 3.5, Bethea 2.0, Brazile 6.0, Washington 2.0, Hunt 1.5, Bingham 1.0, Reinfeldt 1.0, Stringer 1.0, Skaugstad 0.5, Thompson 0.5  
**Oilers 33.0, Opponents 40.0**

**TACKLES (Solo-Assists-Total)**  
 Bingham (112-60-172), Hunt (81-46-127), Brazile (72-40-112), Perry (74-27-101), Kennard (62-29-91), Reinfeldt (49-34-83), Washington (53-21-74), J.C. Wilson (43-19-62), Baker (42-18-60), Dorris (33-27-60), Bethea (29-30-59), Stensrud (28-20-48), Stemrick (34-11-45), Skaugstad (20-18-38), Stringer (15-6-21), Thompson (13-5-18), Hartwig (10-7-17), Kay (13-4-17), Riley (6-8-14), Corker (3-2-5)  
**Oilers (792-432-1224)**

### USUAL STARTING LINEUP

OFFENSE	
WR	Ken Burrough (00)
LT	<b>Leon Gray (74)</b>
LG	John Schuhmacher (68)
C	David Carter (58)
RG	Ed Fisher (60)
RT	Morris Towns (76)
TE	Mike Barber (86)
	Dave Casper (87)
WR	Mike Renfro (82)
	Mike Holston (84)
QB	Ken Stabler (12)
RB	<b>Earl Campbell (34)</b>
FB	Tim Wilson (45)

DEFENSE	
LE	Andy Dorris (69)
NT	Ken Kennard (71)
RE	Elvin Bethea (65)
OLB	Ted Washington (59)
ILB	Gregg Bingham (54)
ILB	Daryl Hunt (50)
OLB	<b>Robert Brazile (52)</b>
LCB	J.C. Wilson (33)
RCB	Greg Stemrick (27)
SS	Vernon Perry (32)
FS	Mike Reinfeldt (37)

SPECIALISTS	
K	Toni Fritsch (16)
P	Cliff Parsley (18)

### ADDITIONAL PRO BOWL

**Carl Roaches**  
**Pro Bowl**  
**GM:** Ladd Herzeg; **Head Coach:** Ed Biles  
**Asst. Coaches:** Jim Shofner (off. coord.), Dick Nolan (def. coord.), Andy Bourgeois (WR), Ray Callahan (OL), Joe Galat (DL), Bob Gambold (DB), Elijah Pitts (off. backs), Dick Selcer (LB)

### AMERICAN FOOTBALL CONFERENCE STANDINGS

AFC EAST	W	L	T	Pct
Miami	11	4	1	.719
* N.Y. Jets	10	5	1	.656
* Buffalo	10	6	0	.625
Baltimore	2	14	0	.125
New England	2	14	0	.125
<b>AFC CENTRAL</b>	<b>W</b>	<b>L</b>	<b>T</b>	<b>Pct</b>
Cincinnati	12	4	0	.750
Pittsburgh	8	8	0	.500
<b>Houston</b>	<b>7</b>	<b>9</b>	<b>0</b>	<b>.438</b>
Cleveland	5	11	0	.313
<b>AFC WEST</b>	<b>W</b>	<b>L</b>	<b>T</b>	<b>Pct</b>
San Diego	10	6	0	.625
Denver	10	6	0	.625
Kansas City	9	7	0	.563
Oakland	7	9	0	.438
Seattle	6	10	0	.375

### NATIONAL FOOTBALL CONFERENCE STANDINGS

NFC EAST	W	L	T	Pct
Dallas	12	4	0	.750
* Philadelphia	10	6	0	.625
* N.Y. Giants	9	7	0	.563
Washington	8	8	0	.500
St. Louis	7	9	0	.438
<b>NFC CENTRAL</b>	<b>W</b>	<b>L</b>	<b>T</b>	<b>Pct</b>
Tampa Bay	9	7	0	.563
Detroit	8	8	0	.500
Green Bay	8	8	0	.500
Minnesota	7	9	0	.438
Chicago	6	10	0	.375
<b>NFC WEST</b>	<b>W</b>	<b>L</b>	<b>T</b>	<b>Pct</b>
San Francisco	10	6	0	.625
Atlanta	7	9	0	.438
Los Angeles	6	10	0	.375
New Orleans	4	12	0	.250

\* Wild Card for Playoffs

# 1980 SEASON (11-5 REGULAR SEASON, 0-1 PLAYOFFS) • 1ST PLACE AFC CENTRAL (TIED)

DATE	OPPONENT	SCORE	W/L	ATT
Sep. 7	at Pittsburgh	17-31	L	54,386
Sep. 15	at Cleveland	16-7	W	80,243
Sep. 21	BALTIMORE	21-16	W	47,878
Sep. 28	at Cincinnati	13-10	W	50,413
Oct. 5	SEATTLE	7-26	L	46,860
Oct. 12	at Kansas City	20-21	L	75,048
Oct. 19	TAMPA BAY	20-14	W	48,167
Oct. 26	CINCINNATI	23-3	W	49,189
Nov. 2	at Denver	20-16	W	74,717
Nov. 10	NEW ENGLAND	38-34	W	51,524
Nov. 16	at Chicago	10-6	W	59,390
Nov. 23	at NY Jets	28-31*	L	52,358
Nov. 30	CLEVELAND	14-17	L	61,514
Dec. 4	PITTSBURGH	6-0	W	53,960
Dec. 14	at Green Bay	22-3	W	53,201
Dec. 21	MINNESOTA	20-16	W	51,064
Dec. 28	at Oakland	7-27	L	52,762

\* Overtime

	TITANS	OPP
<b>Total First Downs</b>	<b>329</b>	<b>259</b>
Rushing	155	94
Passing	152	147
Penalty	22	18
3rd Down: Made/Att	92/211	76/211
3rd Down Pct.	43.6	36.0
4th Down: Made/Att	--	--
4th Down Pct.	--	--
<b>Possession Avg.</b>	<b>33:16</b>	<b>26:44</b>
<b>Total Net Yards</b>	<b>5642</b>	<b>4612</b>
Avg. Per Game	352.6	288.3
Total Plays	1063	932
Avg. Per Play	5.3	4.9
<b>Net Yards Rushing</b>	<b>2635</b>	<b>1811</b>
Avg. Per Game	164.7	113.2
Total Rushes	573	444
<b>Net Yards Passing</b>	<b>3007</b>	<b>2801</b>
Avg. Per Game	187.9	175.1
Sacked/Yards Lost	27/264	34/252
Gross Yards	3271	3053
Att./Comp.	463/296	454/246
Completion Pct.	63.9	54.2
Had Intercepted	28	26
<b>Punts/Average</b>	<b>67/40.9</b>	<b>78/40.9</b>
<b>Net Punting Avg.</b>	<b>67/32.4</b>	<b>78/34.2</b>
<b>Penalties/Yards</b>	<b>101/838</b>	<b>101/758</b>
<b>Fumbles/Ball Lost</b>	<b>33/19</b>	<b>22/13</b>
<b>Touchdowns</b>	<b>34</b>	<b>27</b>
Rushing	18	8
Passing	15	16
Returns	1	3

BY PERIODS	1	2	3	4	OT	PTS
Oilers	25	83	83	105	0	295
Opponents	63	85	34	66	3	251

SCORING	TD	RU	PA	RT	PAT	FG	S	TP
Fritsch	0	0	0	0	26/27	19/24	0	83
Campbell	13	13	0	0	0	0	0	78
Barber	5	0	5	0	0	0	0	30
Casper LG	4	0	4	0	0	0	0	24
Caster TM	3	0	3	0	0	0	0	18
Marcol LG	1	0	0	1	18/10	3/4	0	23
Marcol TM	0	0	0	0	1/3	1/1	0	4
Carpenter	3	3	0	0	0	0	0	18
Caster	3	0	3	0	0	0	0	18
Johnson	2	0	2	0	0	0	0	12
T. Wilson	2	1	1	0	0	0	0	12
Coleman	1	1	0	0	0	0	0	6
Corker	1	0	0	1	0	0	0	6
Renfro	1	0	1	0	0	0	0	6
Thompson	0	0	0	0	4/4	0/0	0	4
<b>Oilers</b>	<b>34</b>	<b>18</b>	<b>15</b>	<b>1</b>	<b>31/34</b>	<b>20/25</b>	<b>0</b>	<b>295</b>
<b>Opponents</b>	<b>27</b>	<b>8</b>	<b>16</b>	<b>3</b>	<b>26/27</b>	<b>21/29</b>	<b>0</b>	<b>251</b>

RUSHING	No	Yds	Avg	Lg	TD
Campbell	373	1934	5.2	55t	13
Carpenter	97	359	3.7	46	3
T. Wilson	66	257	3.9	15	1
Coleman	14	82	5.9	27	1
Renfro	1	12	12.0	12	0
Casper LG	2	8	4.0	6	0
Casper TM	2	8	4.0	6	0
Clark	1	3	3.0	3	0
Barber	1	1	1.0	1	0
Johnson	2	1	0.5	4	0
Nielsen	1	0	0.0	0	0
Stabler	15	-22	-1.5	0	0
<b>Oilers</b>	<b>573</b>	<b>2635</b>	<b>4.6</b>	<b>55t</b>	<b>18</b>
<b>Opponents</b>	<b>444</b>	<b>1811</b>	<b>4.1</b>	<b>58</b>	<b>8</b>

PASSING	Att	Cmp	Pct	Yards	Yds/Att	TD	Int	Lg	Sk/Yds	Rating
Stabler	457	293	64.1	3202	7.01	13	28	79t	27/264	68.7
Campbell	2	1	50.0	57	28.50	1	0	57t	0/0	135.4
Nielsen	4	2	50.0	12	3.00	1	0	8t	0/0	95.8
<b>Oilers</b>	<b>463</b>	<b>296</b>	<b>63.9</b>	<b>3271</b>	<b>7.06</b>	<b>15</b>	<b>28</b>	<b>79t</b>	<b>27/264</b>	<b>70.4</b>
<b>Opponents</b>	<b>454</b>	<b>246</b>	<b>54.2</b>	<b>3053</b>	<b>6.72</b>	<b>16</b>	<b>26</b>	<b>50t</b>	<b>34/252</b>	<b>63.1</b>

RECEIVING	No	Yds	Avg	Lg	TD
Barber	59	712	12.1	79t	5
Carpenter	43	346	8.0	25	0
Renfro	35	459	13.1	42	1
Casper LG	56	796	14.2	43	4
Casper TM	34	526	15.5	43	3
Johnson	31	343	11.1	57t	2
T. Wilson	30	170	5.7	13	1
Caster	27	341	12.6	68t	3
Coleman	16	168	10.5	27	0
Campbell	11	47	4.3	10	0
Burrough	4	91	22.8	54	0
Groth	4	47	11.8	18	0
Smith	2	21	10.5	13	0
<b>Oilers</b>	<b>296</b>	<b>3271</b>	<b>11.1</b>	<b>79t</b>	<b>15</b>
<b>Opponents</b>	<b>246</b>	<b>3053</b>	<b>12.4</b>	<b>50t</b>	<b>16</b>

INTERCEPTIONS	No	Yds	Avg	Lg	TD
Tatum	7	100	14.3	35	0
Perry	5	85	17.0	42	0
Reinfeldt	4	36	9.0	23	0
Stemrick	4	25	6.3	15	0
Brazile	2	38	19.0	33	0
J. Wilson	2	26	13.0	26	0
Henderson LG	1	3	3.0	3	0
Henderson TM	1	3	3.0	3	0
Hartwig	1	0	0.0	0	0
<b>Oilers</b>	<b>26</b>	<b>313</b>	<b>12.0</b>	<b>42</b>	<b>0</b>
<b>Opponents</b>	<b>28</b>	<b>424</b>	<b>15.1</b>	<b>82t</b>	<b>2</b>

PUNTING	No	Yds	Avg	Net	TB	In	Lg	B
Parsley	67	2727	40.7	32.4	8	19	57	0
Marcol LG	1	33	33.0	13.0	1	0	33	0
<b>Oilers</b>	<b>67</b>	<b>2727</b>	<b>40.7</b>	<b>32.4</b>	<b>8</b>	<b>19</b>	<b>57</b>	<b>0</b>
<b>Opponents</b>	<b>78</b>	<b>3193</b>	<b>40.9</b>	<b>34.2</b>	<b>7</b>	<b>15</b>	<b>57</b>	<b>0</b>

PUNT RETURNS	No	FC	Yds	Avg	Lg	TD
Roaches	47	6	384	8.2	68	0
Groth	1	0	0	0.0	0	0
Bingham	0	2	--	--	0	0
<b>Oilers</b>	<b>48</b>	<b>8</b>	<b>384</b>	<b>8.0</b>	<b>68</b>	<b>0</b>
<b>Opponents</b>	<b>40</b>	<b>9</b>	<b>394</b>	<b>9.9</b>	<b>50</b>	<b>0</b>

KICKOFF RETURNS	No	Yds	Avg	Lg	TD
Roaches	37	746	20.2	46	0
Groth	12	216	18.0	27	0
Barber	1	12	12.0	12	0
Carpenter	1	7	7.0	7	0
Bingham	1	0	0.0	0	0
Smith	1	0	0.0	0	0
<b>Oilers</b>	<b>53</b>	<b>981</b>	<b>18.5</b>	<b>46</b>	<b>0</b>
<b>Opponents</b>	<b>68</b>	<b>1265</b>	<b>18.6</b>	<b>63</b>	<b>0</b>

FIELD GOALS	1-19	20-29	30-39	40-49	50+
Fritsch	1/1	7/9	7/8	4/6	0/0
Marcol LG	0/0	1/1	0/1	2/2	0/0
Marcol TM	0/0	1/1	0/0	0/0	0/0
<b>Oilers</b>	<b>1/1</b>	<b>8/10</b>	<b>7/8</b>	<b>4/6</b>	<b>0/0</b>
<b>Opponents</b>	<b>0/0</b>	<b>12/12</b>	<b>5/7</b>	<b>3/7</b>	<b>1/3</b>

**Fritsch:** (31G) (25G, 29G, 17G) () (27G, 29G) () (41G, 46G) (21G, 33G, 49N) (33G, 46G, 30G) () (45G) (29N, 29G) (29N) (38N) (37G, 33G) () (23G, 31G, 48B)

**Marcol:** () () () () () () () () () () () () (27G) ()

**Opponents:** (49N, 27G) () (30G, 23G, 29G) (26G) (32G, 33G, 50G, 44G, 40N) (53N) () (23G, 43N) (45G, 20G, 28G) (26G, 44G, 40N) (53N) () (23G, 43N) (45G, 20G, 28G) (26G, 44G, 32B) (27G, 22G) (36N, 38G) (50N, 25G) (42N) (28G) (38G)

**SACKS**  
Stensrud 7.0, Baker 6.5, Brazile 6.5, Washington 4.0, Bethea 2.0, Bingham 1.0, Henderson 1.0, Kennard 0.5  
**Oilers 34.0, Opponents 27.0**

**TACKLES (Solo-Assists-Total)**  
Bingham (112-100-212), Brazile (73-68-141), Perry (55-56-111), Reinfeldt (61-48-109), Washington (60-38-98), Wilson (55-39-94), Bethea (40-37-77), Hunt (34-43-77), Dorris (34-34-68), Kennard (26-40-66), Stringer (26-29-55), Stensrud (32-23-55), Stemrick (33-15-48), Baker (25-19-44), Tatum (15-9-24), Thompson (6-13-19), Henderson (11-7-18), Hartwig (4-2-6)  
**Oilers (702-620-1322)**

### USUAL STARTING LINEUP

**OFFENSE**  
WR Billy Johnson (84)  
or TE **Dave Casper (87)**  
LT Leon Gray (74)  
LG Bob Young (63)  
C Carl Mauck (55)  
RG Ed Fisher (60)  
RT Morris Towns (76)  
TE Mike Barber (86)  
WR Mike Renfro (82)  
QB Ken Stabler (12)  
**RB Earl Campbell (34)**  
FB Tim Wilson (45)

**DEFENSE**  
LE Andy Dorris (69)  
NT Ken Kennard (71)  
RE Elvin Bethea (65)  
OLB Ted Washington (59)  
ILB Art Stringer (56)  
Daryl Hunt (50)  
ILB Gregg Bingham (54)  
OLB Robert Brazile (52)  
LCB J.C. Wilson (33)  
**RCB Greg Stemrick (27)**  
SS Vernon Perry (32)  
FS Mike Reinfeldt (37)

**SPECIALISTS**  
K Toni Fritsch (16)  
P Cliff Parsley (18)

**Pro Bowl**  
All-Pro

**GM/Head Coach:** Bum Phillips  
**Asst. Coaches:** Ed Biles (def. coord.), Andy Bourgeois (off. backs), Joe Bugel (off. line), King Hill (WR/QB), Wade Phillips (DL), Bob Gambold (DB), John Paul Young (ST/LB)

### AMERICAN FOOTBALL CONFERENCE STANDINGS

AFC EAST	W	L	T	Pct
Buffalo	11	5	0	.688
New England	10	6	0	.625
Miami	8	8	0	.500
Baltimore	7	9	0	.438
N.Y. Jets	4	12	0	.250

AFC CENTRAL	W	L	T	Pct
Cleveland	11	5	0	.688
* Houston	11	5	0	.688
Pittsburgh	9	7	0	.563
Cincinnati	6	10	0	.375

AFC WEST	W	L	T	Pct
San Diego	11	5	0	.688
* Oakland	11	5	0	.688
Kansas City	8	8	0	.500
Denver	8	8	0	.500
Seattle	4	12	0	.250

### NATIONAL FOOTBALL CONFERENCE STANDINGS

NFC EAST	W	L	T	Pct
Philadelphia	12	4	0	.750
* Dallas	12	4	0	.750
Washington	6	10	0	.375
St. Louis	5	11	0	.313
N.Y. Giants	4	12	0	.250

NFC CENTRAL	W	L	T	Pct
Minnesota	9	7	0	.563
Detroit	10	6	0	.625
Chicago	7	9	0	.438
Tampa Bay	5	10	1	.344
Green Bay	5	10	1	.344

NFC WEST	W	L	T	Pct
Atlanta	12	4	0	.750
* Los Angeles	11	5	0	.688
San Francisco	6	10	0	.375
New Orleans	1	15	0	.063

\* Wild Card for Playoffs

# 1979 SEASON (11-5 REGULAR SEASON, 2-1 PLAYOFFS) • 2ND PLACE AFC CENTRAL

DATE	OPPONENT	SCORE	W/L	ATT
Sep. 2	at Washington	29-27	W	54,582
Sep. 9	at Pittsburgh	7-38	L	49,792
Sep. 16	KANSAS CITY	20-6	W	45,684
Sep. 23	at Cincinnati	30-27*	W	45,615
Sep. 30	CLEVELAND	31-10	W	48,915
Oct. 7	ST. LOUIS	17-24	L	53,043
Oct. 14	at Baltimore	28-16	W	45,021
Oct. 21	at Seattle	14-34	L	60,705
Oct. 28	NY JETS	27-24*	W	45,825
Nov. 5	at Miami	9-6	W	70,273
Nov. 11	OAKLAND	31-17	W	48,614
Nov. 18	CINCINNATI	42-21	W	49,829
Nov. 22	at Dallas	30-24	W	63,897
Dec. 2	at Cleveland	7-14	L	69,112
Dec. 10	PITTSBURGH	20-17	W	55,293
Dec. 16	PHILADELPHIA	20-26	L	49,407
Dec. 23	DENVER	13-7	W	48,776
Dec. 29	at San Diego	17-14	W	51,192
Jan. 6	at Pittsburgh	13-27	L	50,475

\* Overtime

	TITANS	OPP
<b>Total First Downs</b>	<b>268</b>	<b>304</b>
Rushing	149	125
Passing	100	158
Penalty	19	21
3rd Down: Made/Att	107/253	97/226
3rd Down Pct.	42.3	42.9
4th Down: Made/Att	--	--
4th Down Pct.	--	--
<b>Possession Avg.</b>	<b>30:42</b>	<b>29:18</b>
<b>Total Net Yards</b>	<b>4827</b>	<b>4990</b>
Avg. Per Game	301.7	311.9
Total Plays	1034	1038
Avg. Per Play	4.7	4.8
<b>Net Yards Rushing</b>	<b>2571</b>	<b>2225</b>
Avg. Per Game	160.7	139.1
Total Rushes	616	522
<b>Net Yards Passing</b>	<b>2256</b>	<b>2765</b>
Avg. Per Game	141.0	172.8
Sacked/Yards Lost	32/238	51/421
Gross Yards	2494	3186
Att./Comp.	386/195	465/242
Completion Pct.	50.5	52.0
Had Intercepted	21	34
<b>Punts/Average</b>	<b>93/40.6</b>	<b>73/41.0</b>
<b>Net Punting Avg.</b>	<b>93/31.7</b>	<b>73/35.8</b>
<b>Penalties/Yards</b>	<b>109/942</b>	<b>103/920</b>
<b>Fumbles/Ball Lost</b>	<b>31/11</b>	<b>29/16</b>
<b>Touchdowns</b>	<b>43</b>	<b>40</b>
Rushing	24	19
Passing	17	18
Returns	2	3

BY PERIODS	1	2	3	4	OT	PTS
Oilers	58	144	81	73	6	362
Opponents	81	87	50	113	0	331

SCORING	TD	RU	PA	RT	PAT	FG	S	TP
Campbell	19	19	0	0			0	114
Fritsch	0	0	0	0	41/43	21/25	0	104
Burrough	6	0	6	0			0	36
Carpenter	4	3	1	0			0	24
Barber	3	0	3	0			0	18
T. Wilson	3	2	1	0			0	18
Renfro	2	0	2	0			0	12
Baker	1	0	0	1			0	6
Caster	1	0	1	0			0	6
Coleman	1	0	1	0			0	6
Johnson	1	0	1	0			0	6
Merkens	1	0	1	0			0	6
J.C. Wilson	1	0	0	1			0	6
<b>Oilers</b>	<b>43</b>	<b>24</b>	<b>17</b>	<b>2</b>	<b>41/43</b>	<b>21/25</b>	<b>0</b>	<b>362</b>
<b>Opponents</b>	<b>40</b>	<b>19</b>	<b>18</b>	<b>3</b>	<b>37/40</b>	<b>18/28</b>	<b>0</b>	<b>331</b>

RUSHING	No	Yds	Avg	Lg	TD
Campbell	368	1697	4.6	61t	19
Carpenter	92	355	3.9	13	3
T. Wilson	84	319	3.8	19	2
Coleman	21	81	3.9	10	0
Clark	22	51	2.3	7	0
Caster	4	25	6.3	10	0
Pastorini	15	23	1.5	14	0
King	3	9	3.0	4	0
Nielsen	5	7	1.4	7	0
Barber	2	4	2.0	6	0
<b>Oilers</b>	<b>616</b>	<b>2571</b>	<b>4.2</b>	<b>61t</b>	<b>24</b>
<b>Opponents</b>	<b>522</b>	<b>2225</b>	<b>4.3</b>	<b>40</b>	<b>19</b>

PASSING	Att	Cmp	Pct	Yards	Yds/Att	TD	Int	Lg	Sk/Yds	Rating
Pastorini	324	163	50.3	2090	6.45	14	18	55t	29/212	62.1
G. Nielsen	61	32	52.5	404	6.62	3	3	41	3/26	69.3
Burrough	1	0	0.0	0	0.00	0	0	0	0/0	39.6
<b>Oilers</b>	<b>386</b>	<b>195</b>	<b>50.5</b>	<b>2494</b>	<b>6.46</b>	<b>17</b>	<b>21</b>	<b>55t</b>	<b>32/238</b>	<b>63.1</b>
<b>Opponents</b>	<b>465</b>	<b>242</b>	<b>52.0</b>	<b>3186</b>	<b>6.85</b>	<b>18</b>	<b>34</b>	<b>56t</b>	<b>51/421</b>	<b>56.4</b>

RECEIVING	No	Yds	Avg	Lg	TD
Burrough	40	752	18.8	55t	6
T. Wilson	29	208	7.2	24t	1
Barber	27	377	14.0	37t	3
Caster	18	239	13.3	36	1
Renfro	16	323	20.2	49	2
Carpenter	16	116	7.3	22	1
Campbell	16	94	5.9	46	0
Coleman	12	114	9.5	17	1
Johnson	6	108	18.0	29	1
Clark	6	58	9.7	38	0
Rucker	4	40	10.0	16	0
Merkens	3	44	14.7	20	1
Ellender	1	15	15.0	15	0
Groth	1	6	6.0	6	0
<b>Oilers</b>	<b>195</b>	<b>2494</b>	<b>12.8</b>	<b>55t</b>	<b>17</b>
<b>Opponents</b>	<b>242</b>	<b>3186</b>	<b>13.2</b>	<b>56t</b>	<b>18</b>

INTERCEPTIONS	No	Yds	Avg	Lg	TD
Reinfeldt	12	205	17.1	39	0
J.C. Wilson	6	135	22.5	66	1
Bingham	3	78	26.0	54	0
Perry	3	33	11.0	24	0
Stemrick	2	50	25.0	50	0
Brazile	2	45	22.5	26	0
Alexander	2	27	13.5	19	0
Hartwig	2	24	12.0	24	0
Stringer	2	21	10.5	21	0
<b>Oilers</b>	<b>34</b>	<b>618</b>	<b>18.2</b>	<b>66</b>	<b>1</b>
<b>Opponents</b>	<b>21</b>	<b>290</b>	<b>13.8</b>	<b>68</b>	<b>1</b>

PUNTING	No	Yds	Avg	Net	TB	In	Lg	B
Parsley	93	3777	40.6	31.7	5	14	59	0
<b>Oilers</b>	<b>93</b>	<b>3777</b>	<b>40.6</b>	<b>31.7</b>	<b>5</b>	<b>14</b>	<b>59</b>	<b>0</b>
<b>Opponents</b>	<b>73</b>	<b>2992</b>	<b>41.0</b>	<b>35.8</b>	<b>8</b>	<b>19</b>	<b>57</b>	<b>0</b>

PUNT RETURNS	No	FC	Yds	Avg	Lg	TD
Ellender	31	2	203	6.5	36	0
Johnson	4	0	17	4.3	16	0
Merkens	2	5	6	3.0	6	0
Coleman	1	0	-5	-5.0	-5	0
Thompson	0	1	0	0.0	0	0
<b>Oilers</b>	<b>38</b>	<b>8</b>	<b>221</b>	<b>5.8</b>	<b>36</b>	<b>0</b>
<b>Opponents</b>	<b>64</b>	<b>9</b>	<b>726</b>	<b>11.3</b>	<b>55t</b>	<b>1</b>

KICKOFF RETURNS	No	Yds	Avg	Lg	TD
Ellender	24	514	21.4	35	0
Coleman	16	321	20.1	27	0
Hartwig	13	238	18.3	37	0
Johnson	4	37	9.3	12	0
Carpenter	2	34	17.0	17	0
T. Wilson	2	30	15.0	15	0
Merkens	2	22	11.0	13	0
Groth	1	21	21.0	21	0
King	1	17	17.0	17	0
Caster	1	0	0.0	0	0
Stemrick	1	0	0.0	0	0
<b>Oilers</b>	<b>67</b>	<b>1234</b>	<b>18.4</b>	<b>37</b>	<b>0</b>
<b>Opponents</b>	<b>69</b>	<b>1310</b>	<b>19.0</b>	<b>58</b>	<b>0</b>

FIELD GOALS	1-19	20-29	30-39	40-49	50+
Fritsch	0/0	7/7	5/6	7/10	2/2
<b>Oilers</b>	<b>0/0</b>	<b>7/7</b>	<b>5/6</b>	<b>7/10</b>	<b>2/2</b>
<b>Opponents</b>	<b>0/0</b>	<b>2/3</b>	<b>8/12</b>	<b>5/9</b>	<b>3/4</b>

Fritsch: (41G, 46G, 26G) (28G, 23G) (33G, 47G, 29G) (28G) (51G) ( ) (31N, 47G, 35G) (46G, 48N, 48G, 39G) (51G) ( ) (27G) (43B) (44N, 24G, 34G) (44G, 37G)

Opponents: (37G, 39G, 70N) (45G, 42N) (27N) (52G, 48N, 55G, 32N) (44G, 32) (24G) (35N, 34G) (48G, 30G) (31G) (32G, 51G) (32G) ( ) (44G) (36N, 41N) (37G, 41N) (22G, 41G)

SACKS
Baker 15.5, Dorris 9.5, Washington 8.0, Brazile 5.0, Kennard 4.5, Culp 3.0, Stensrud 2.0, Bingham 1.0
<b>Oilers 51.0, Opponents 32.0</b>

TACKLES (Solo-Assists-Total)
Bingham (100-103-203), Brazile (86-58-144), Perry (55-56-111), Dorris (44-48-92), Stringer (59-32-91), Wilson (57-43-100), Reinfeldt (50-38-88), Washington (66-21-87), Culp (54-24-78), Bethea (34-31-65), Hunt (26-36-62), Stemrick (40-16-56), Baker (32-22-54), Thompson (22-13-35), Kennard (19-15-34), Hartwig (8-3-11), Stensrud ((5-3-8), Currier (5-1-6)
<b>Oilers (762-560-1322)</b>

### USUAL STARTING LINEUP

**OFFENSE**  
 WR Ken Burrough (00)  
**LT Leon Gray (74)**  
 LG Conway Hayman (70)  
 C Carl Mauck (55)  
 RG Ed Fisher (60)  
 RT Morris Towns (76)  
 TE Mike Barber (86)  
 WR Rich Caster (88)  
 QB Dan Pastorini (7)  
**RB Earl Campbell (34)**  
 FB Tim Wilson (45)

**DEFENSE**  
 LE Andy Dorris (69)  
 NT Curley Culp (78)  
**RE Elvin Bethea (65)**  
 OLB Ted Washington (59)  
 ILB Gregg Bingham (54)  
 ILB Art Stringer (56)  
 Daryl Hunt (50)  
**OLB Robert Brazile (52)**  
 LCB J.C. Wilson (33)  
 RCB Greg Stemrick (27)  
 SS Vernon Perry (32)  
**FS Mike Reinfeldt (37)**

**SPECIALISTS**  
**K Toni Fritsch (16)**  
 P Cliff Parsley (18)

**NFL MOST VALUABLE PLAYER**  
 Earl Campbell

**Pro Bowl**  
 All-Pro

**GM/Head Coach:** Bum Phillips  
**Asst. Coaches:** Ed Biles (def. coord./LB), Andy Bourgeois (off. backs), Joe Bugel (off. line), King Hill (WR), Wade Phillips (DL), Bob Gambold (DB), John Paul Young (ST)

### AMERICAN FOOTBALL CONFERENCE STANDINGS

AFC EAST	W	L	T	Pct
Miami	10	6	0	.625
New England	9	7	0	.563
N.Y. Jets	8	8	0	.500
Buffalo	7	9	0	.438
Baltimore	5	11	0	.313
AFC CENTRAL	W	L	T	Pct
Pittsburgh	12	4	0	.750
* Houston	11	5	0	.688
Cleveland	9	7	0	.563
Cincinnati	4	12	0	.250
AFC WEST	W	L	T	Pct
San Diego	12	4	0	.750
* Denver	10	6	0	.625
Seattle	9	7	0	.563
Oakland	9	7	0	.563
Kansas City	7	9	0	.438

### NATIONAL FOOTBALL CONFERENCE STANDINGS

NFC EAST	W	L	T	Pct
Dallas	11	5	0	.688
* Philadelphia	11	5	0	.688
Washington	10	6	0	.625
N.Y. Giants	6	10	0	.375
St. Louis	5	11	0	.313
AFC CENTRAL	W	L	T	Pct
Tampa Bay	10	6	0	.625
* Chicago	10	6	0	.625
Minnesota	7	9	0	.438
Green Bay	5	11	0	.313
Detroit	2	14	0	.125
AFC WEST	W	L	T	Pct
Los Angeles	9	7	0	.563
New Orleans	8	8	0	.500
Atlanta	6	10	0	.375
San Francisco	2	14	0	.125

\* Wild Card for Playoffs

# 1978 SEASON (10-6 REGULAR SEASON, 2-1 PLAYOFFS) • 2ND PLACE AFC CENTRAL

DATE	OPPONENT	SCORE	W/L	ATT
Sep. 3	at Atlanta	14-20	L	57,328
Sep. 10	at Kansas City	20-17	W	40,213
Sep. 17	SAN FRANCISCO	20-19	W	46,161
Sep. 24	LOS ANGELES	6-10	L	45,749
Oct. 1	at Cleveland	16-13	W	72,776
Oct. 8	at Oakland	17-21	L	52,550
Oct. 15	BUFFALO	17-10	W	47,727
Oct. 23	at Pittsburgh	24-17	W	48,021
Oct. 29	at Cincinnati	13-28	L	50,532
Nov. 5	CLEVELAND	14-10	W	45,827
Nov. 12	at New England	26-23	W	60,356
Nov. 20	MIAMI	35-30	W	50,290
Nov. 26	CINCINNATI	17-10	W	43,245
Dec. 3	PITTSBURGH	3-13	L	54,261
Dec. 10	at New Orleans	17-12	W	63,169
Dec. 17	SAN DIEGO	24-45	L	49,554
Dec. 24	at Miami	17-9	W	70,036
Dec. 31	at New England	31-14	W	61,297
Jan. 7	at Pittsburgh	5-34	L	49,417

\* Overtime

	TITANS	OPP
<b>Total First Downs</b>	<b>276</b>	<b>292</b>
Rushing	135	120
Passing	119	144
Penalty	22	28
3rd Down: Made/Att	100/232	90/225
3rd Down Pct.	43.1	40.0
4th Down: Made/Att	--	--
4th Down Pct.	--	--
<b>Possession Avg.</b>	<b>29:44</b>	<b>30:16</b>
<b>Total Net Yards</b>	<b>4814</b>	<b>4914</b>
Avg. Per Game	300.9	307.1
Total Plays	993	1021
Avg. Per Play	4.8	4.8
<b>Net Yards Rushing</b>	<b>2476</b>	<b>2072</b>
Avg. Per Game	154.8	129.5
Total Rushes	603	556
<b>Net Yards Passing</b>	<b>2338</b>	<b>2842</b>
Avg. Per Game	146.1	177.6
Sacked/Yards Lost	17/135	37/283
Gross Yards	2473	3125
Att./Comp.	373/201	428/240
Completion Pct.	53.9	56.1
Had Intercepted	17	17
<b>Punts/Average</b>	<b>92/38.5</b>	<b>81/42.7</b>
<b>Net Punting Avg.</b>	<b>92/31.5</b>	<b>81/35.1</b>
<b>Penalties/Yards</b>	<b>102/833</b>	<b>99/940</b>
<b>Fumbles/Ball Lost</b>	<b>35/21</b>	<b>28/16</b>
<b>Touchdowns</b>	<b>35</b>	<b>34</b>
Rushing	19	14
Passing	16	17
Returns	0	3

BY PERIODS	1	2	3	4	OT	PTS
Oilers	38	80	65	100	0	283
Opponents	43	119	67	69	0	298

SCORING	TD	RU	PA	RT	PAT	FG	S	TP
Campbell	13	13	0	0	0	0	0	78
Fritsch	0	0	0	0	31/32	14/18	0	73
Carpenter	5	5	0	0	0	0	0	30
Caster	5	0	5	0	0	0	0	30
Barber	3	0	3	0	0	0	0	18
Burrough	2	0	2	0	0	0	0	12
Coleman	2	1	1	0	0	0	0	12
Renfro	2	0	2	0	0	0	0	12
Woods	2	0	2	0	0	0	0	12
T. Wilson	1	0	1	0	0	0	0	6
<b>Oilers</b>	<b>35</b>	<b>19</b>	<b>16</b>	<b>0</b>	<b>31/32</b>	<b>14/18</b>	<b>0</b>	<b>283</b>
<b>Opponents</b>	<b>34</b>	<b>14</b>	<b>17</b>	<b>3</b>	<b>33/34</b>	<b>19/32</b>	<b>2</b>	<b>298</b>

RUSHING	No	Yds	Avg	Lg	TD
Campbell	302	1450	4.8	81t	13
T. Wilson	126	431	3.4	24	0
Carpenter	82	348	4.2	20	5
Coleman	61	188	3.1	16	1
Caster	5	32	6.4	11	0
Barber	2	14	7.0	13	0
Pastorini	18	11	0.6	11	0
Renfro	1	9	9.0	9	0
Woods	2	4	2.0	5	0
Duncan	1	0	0.0	0	0
Burrough	3	-11	-3.7	1	0
<b>Oilers</b>	<b>603</b>	<b>2476</b>	<b>4.1</b>	<b>81t</b>	<b>19</b>
<b>Opponents</b>	<b>556</b>	<b>2072</b>	<b>3.7</b>	<b>65</b>	<b>14</b>

PASSING	Att	Cmp	Pct	Yards	Yds/Att	TD	Int	Lg	Sk/Yds	Rating
Pastorini	368	199	54.1	2473	6.72	16	17	80t	15/123	70.4
G. Neilsen	4	2	50.0	0	0.00	0	0	0	2/12	56.3
Burrough	1	0	0.0	0	0.00	0	0	0	0/0	39.6
<b>Oilers</b>	<b>373</b>	<b>201</b>	<b>53.9</b>	<b>2473</b>	<b>6.63</b>	<b>16</b>	<b>17</b>	<b>80t</b>	<b>17/135</b>	<b>69.9</b>
<b>Opponents</b>	<b>428</b>	<b>240</b>	<b>56.1</b>	<b>3125</b>	<b>7.30</b>	<b>17</b>	<b>17</b>	<b>58t</b>	<b>37/283</b>	<b>75.9</b>

RECEIVING	No	Yds	Avg	Lg	TD
Burrough	47	642	13.3	44	2
Barber	32	513	16.0	72t	3
Renfro	26	339	13.0	58t	2
Caster	20	316	15.8	47t	5
Coleman	19	246	12.9	33	1
Carpeter	17	150	8.8	37	0
T. Wilson	15	91	6.1	14	1
Campbell	12	48	4.0	20	0
Woods	6	96	16.0	80t	2
Rucker	2	38	19.0	22	0
Duncan	2	0	0.0	0	0
B. Johnson	1	10	10.0	10	0
Merkens	1	6	6.0	6	0
Sampson	1	-4	-4.0	-4	0
<b>Oilers</b>	<b>201</b>	<b>2473</b>	<b>12.3</b>	<b>80t</b>	<b>16</b>
<b>Opponents</b>	<b>240</b>	<b>3125</b>	<b>13.0</b>	<b>58t</b>	<b>17</b>

INTERCEPTIONS	No	Yds	Avg	Lg	TD
Alexander	5	51	10.2	29	0
Stemrick	3	65	21.7	38	0
J.C. Wilson	2	10	5.0	10	0
Brazile	1	30	30.0	30	0
Stringer	1	20	20.0	20	0
Currier	1	8	8.0	8	0
Knoff	1	6	6.0	6	0
Whittington	1	6	6.0	6	0
Kiner	1	3	3.0	3	0
Reinfeldt	1	0	0.0	0	0
<b>Oilers</b>	<b>17</b>	<b>199</b>	<b>11.7</b>	<b>38</b>	<b>0</b>
<b>Opponents</b>	<b>17</b>	<b>174</b>	<b>10.2</b>	<b>33</b>	<b>0</b>

PUNTING	No	Yds	Avg	Net	TB	In	Lg	B
Parsley	91	3539	38.9	31.5	6	20	59	1
<b>Oilers</b>	<b>92</b>	<b>3539</b>	<b>38.5</b>	<b>31.5</b>	<b>6</b>	<b>20</b>	<b>59</b>	<b>1</b>
<b>Opponents</b>	<b>81</b>	<b>3462</b>	<b>42.7</b>	<b>35.1</b>	<b>10</b>	<b>19</b>	<b>65</b>	<b>0</b>

PUNT RETURNS	No	FC	Yds	Avg	Lg	TD
Coleman	16	1	142	8.9	32	0
Merkens	13	1	132	10.2	42	0
Woods	9	0	82	9.1	14	0
B. Johnson	8	0	60	7.5	20	0
Southard LG	2	0	-2	-1.0	0	0
Thompson	0	2	0	--	0	0
<b>Oilers</b>	<b>46</b>	<b>4</b>	<b>416</b>	<b>9.0</b>	<b>42</b>	<b>0</b>
<b>Opponents</b>	<b>53</b>	<b>20</b>	<b>517</b>	<b>9.8</b>	<b>82t</b>	<b>1</b>

KICKOFF RETURNS	No	Yds	Avg	Lg	TD
Dirden	32	780	24.4	60	0
Poole	4	107	26.8	31	0
Davis	4	98	24.5	31	0
B. Johnson	4	73	18.3	22	0
Turner	4	69	17.3	23	0
Woods	3	59	19.7	24	0
Coleman	2	40	20.0	23	0
Duncan	2	38	19.0	21	0
Southard LG	2	47	23.5	26	0
T. Wilson	2	29	14.5	16	0
Carpenter	1	11	11.0	11	0
<b>Oilers</b>	<b>58</b>	<b>1304</b>	<b>22.5</b>	<b>60</b>	<b>0</b>
<b>Opponents</b>	<b>61</b>	<b>1360</b>	<b>22.3</b>	<b>47</b>	<b>0</b>

FIELD GOALS	1-19	20-29	30-39	40-49	50+
Fritsch	2/2	2/3	7/9	3/4	0/0
<b>Oilers</b>	<b>2/2</b>	<b>2/3</b>	<b>7/9</b>	<b>3/4</b>	<b>0/0</b>
<b>Opponents</b>	<b>2/2</b>	<b>4/8</b>	<b>7/10</b>	<b>6/10</b>	<b>0/2</b>

Fritsch: ( ) (33G, 49G) (38G, 39N, 19G) (32G, 20G) (19G) (35G) (23N, 43G) (39G) ( ) (30N) ( ) ( ) (38G) (37G, 43N) (22G) (43G)  
**Opponents:** (43N, 30G, 48G) (50N, 41G) (26G, 19G, 46N) (25G, 29B) (41G, 40G) ( ) (33G) (31N, 30G) (45N) (52N, 40G) (32G, 34G, 37G, 38N, 25N) ( ) (34G, 38N) (41G, 43N, 23G, 24N) (23N, 21G) (19G)

**SACKS**  
 records not available  
**Oilers 37.0, Opponents 17.0**

**TACKLES (Solo-Assists-Total)**  
 records not available

### USUAL STARTING LINEUP

**OFFENSE**

WR Ken Burrough (00)  
 LT Greg Sampson (73)  
 LG George Reihner (64)  
 Conway Hayman (70)  
 C Carl Mauck (55)  
 RG Ed Fisher (60)  
 RT Conway Hayman (70)  
 Morris Towns (76)  
 TE Mike Barber (86)  
 WR Mike Renfro (82)  
 Rich Caster (88)  
 QB Dan Pastorini (7)  
**RB Earl Campbell (34)**  
 FB Tim Wilson (45)

**DEFENSE**

LE James Young (77)  
**NT Curley Culp (78)**  
**RE Elvin Bethea (65)**  
 OLB Ted Washington (59)  
 ILB Steve Kiner (57)  
 ILB Gregg Bingham (54)  
**OLB Robert Brazile (52)**  
 LCB Willie Alexander (19)  
 RCB Greg Stemrick (27)  
 SS Bill Currier (20)  
 FS Mike Reinfeldt (37)

**SPECIALISTS**

K Toni Fritsch (16)  
 P Cliff Parsley (18)

**Pro Bowl**  
 All-Pro

**GM/Head Coach:** Bum Phillips  
**Asst. Coaches:** Ken Shipp (off. coord.), Ed Biles (def. coord.), Andy Bourgeois (off. backs), Joe Bugel (off. line), King Hill (WR), Wade Phillips (DL), Bob Gambold (DB), John Paul Young (ST)

### AMERICAN FOOTBALL CONFERENCE STANDINGS

AFC EAST	W	L	T	Pct
New England	11	5	0	.688
* Miami	11	5	0	.688
N.Y. Jets	8	8	0	.500
Buffalo	5	11	0	.313
Baltimore	5	11	0	.313
<b>AFC CENTRAL</b>	<b>W</b>	<b>L</b>	<b>T</b>	<b>Pct</b>
Pittsburgh	14	2	0	.875
* Houston	10	6	0	.625
Cleveland	8	8	0	.500
Cincinnati	4	12	0	.250
<b>AFC WEST</b>	<b>W</b>	<b>L</b>	<b>T</b>	<b>Pct</b>
Denver	10	6	0	.625
Oakland	9	7	0	.563
Seattle	9	7	0	.563
San Diego	9	7	0	.563
Kansas City	4	12	0	.250

### NATIONAL FOOTBALL CONFERENCE STANDINGS

NFC EAST	W	L	T	Pct
Dallas	12	4	0	.750
* Philadelphia	9	7	0	.563
Washington	8	8	0	.500
St. Louis	6	10	0	.375
N.Y. Giants	6	10	0	.375
<b>NFC CENTRAL</b>	<b>W</b>	<b>L</b>	<b>T</b>	<b>Pct</b>
Minnesota	8	7	1	.531
Green Bay	8	7	1	.531
Detroit	7	9	0	.438
Chicago	7	9	0	.438
Tampa Bay	5	11	0	.313
<b>NFC WEST</b>	<b>W</b>	<b>L</b>	<b>T</b>	<b>Pct</b>
Los Angeles	12	4	0	.750
* Atlanta	9	7	0	.563
New Orleans	7	9	0	.438
San Francisco	2	14	0	.125

\* Wild Card for Playoffs





# 1976 SEASON (5-9 REGULAR SEASON, 0-0 PLAYOFFS) • 4TH PLACE AFC CENTRAL

DATE	OPPONENT	SCORE	W/L	ATT
Sep. 12	TAMPA BAY	20-0	W	42,228
Sep. 19	at Buffalo	13-3	W	61,364
Sep. 26	OAKLAND	13-14	L	42,338
Oct. 3	at New Orleans	31-26	W	51,973
Oct. 10	DENVER	17-3	W	47,928
Oct. 17	at San Diego	27-30	L	31,565
Oct. 24	CINCINNATI	7-27	L	45,499
Nov. 1	at Baltimore	14-38	L	60,020
Nov. 7	CLEVELAND	7-21	L	39,828
Nov. 14	at Cincinnati	27-31	L	53,243
Nov. 21	at Pittsburgh	16-32	L	47,947
Nov. 28	ATLANTA	20-14	W	25,838
Dec. 5	at Cleveland	10-13	L	56,025
Dec. 11	PITTSBURGH	0-21	L	44,743

	TITANS	OPP
<b>Total First Downs</b>	<b>199</b>	<b>226</b>
Rushing	71	117
Passing	110	90
Penalty	18	19
3rd Down: Made/Att	65/210	77/220
3rd Down Pct.	31.0	35.0
4th Down: Made/Att	--	2/2
4th Down Pct.	--	100.0
<b>Possession Avg.</b>	<b>25:43</b>	<b>30:00</b>
<b>Total Net Yards</b>	<b>3570</b>	<b>3987</b>
Avg. Per Game	255.0	284.8
Total Plays	878	935
Avg. Per Play	4.1	4.3
<b>Net Yards Rushing</b>	<b>1498</b>	<b>2072</b>
Avg. Per Game	107.0	148.0
Total Rushes	416	540
<b>Net Yards Passing</b>	<b>2072</b>	<b>1915</b>
Avg. Per Game	148.0	136.8
Sacked/Yards Lost	39/357	50/344
Gross Yards	2429	2259
Att./Comp.	423/227	345/173
Completion Pct.	53.7	50.1
Had Intercepted	19	11
<b>Punts/Average</b>	<b>100/35.3</b>	<b>96/38.7</b>
<b>Net Punting Avg.</b>	<b>100/27.9</b>	<b>96/31.8</b>
<b>Penalties/Yards</b>	<b>99/776</b>	<b>107/963</b>
<b>Fumbles/Ball Lost</b>	<b>25/14</b>	<b>33/17</b>
<b>Touchdowns</b>	<b>25</b>	<b>31</b>
Rushing	6	13
Passing	17	17
Returns	2	1

BY PERIODS	1	2	3	4	OT	PTS
Oilers	22	57	54	89	0	222
Opponents	35	79	64	95	0	273

SCORING	TD	RU	PA	RT	PAT	FG	S	TP
Butler	0	0	0	0	24/24	16/27	0	72
Burrough	7	0	7	0	0	0	0	42
Coleman	6	2	3	1	0	0	0	36
B. Johnson	4	0	4	0	0	0	0	24
Willis	3	2	1	0	0	0	0	18
Alston	1	0	1	0	0	0	0	6
Dawkins	1	1	0	0	0	0	0	6
Hardeman	1	1	0	0	0	0	0	6
Sawyer	1	0	1	0	0	0	0	6
Whittington	1	0	0	1	0	0	0	6
<b>Oilers</b>	<b>25</b>	<b>6</b>	<b>17</b>	<b>2</b>	<b>24/24</b>	<b>16/27</b>	<b>0</b>	<b>222</b>
<b>Opponents</b>	<b>31</b>	<b>13</b>	<b>17</b>	<b>1</b>	<b>29/31</b>	<b>18/29</b>	<b>2</b>	<b>273</b>

RUSHING	No	Yds	Avg	Lg	TD
Coleman	171	684	4.0	39	2
Willis	148	542	3.7	44	2
Hardeman	32	114	3.6	21	1
Dawkins	31	61	2.0	7	1
Pastorini	11	45	4.1	11	0
Burrough	3	22	7.3	12	0
Hadl	7	11	1.6	8	0
Taylor	5	11	2.2	8	0
Hoopes LG	2	10	5.0	10	0
B. Johnson	6	6	1.0	10	0
Baker TM	1	2	2.0	2	0
Butler	1	0	0	0	0
<b>Oilers</b>	<b>416</b>	<b>1498</b>	<b>3.6</b>	<b>44</b>	<b>6</b>
<b>Opponents</b>	<b>540</b>	<b>2072</b>	<b>3.8</b>	<b>69t</b>	<b>13</b>

PASSING	Att	Cmp	Pct	Yards	Yds/Att	TD	Int	Lg	Sk/Yds	Rating
Pastorini	309	167	54.0	1795	5.81	10	10	67t	24/234	68.6
Hadl	113	60	53.1	634	5.61	7	8	69t	15/123	60.9
Coleman	1	0	0.0	0	0.00	0	1	0	0/0	0.0
<b>Oilers</b>	<b>423</b>	<b>227</b>	<b>53.7</b>	<b>2429</b>	<b>5.74</b>	<b>17</b>	<b>19</b>	<b>69t</b>	<b>39/357</b>	<b>65.4</b>
<b>Opponents</b>	<b>345</b>	<b>173</b>	<b>50.1</b>	<b>2259</b>	<b>6.55</b>	<b>17</b>	<b>11</b>	<b>81t</b>	<b>50/344</b>	<b>74.3</b>

RECEIVING	No	Yds	Avg	Lg	TD
Burrough	51	932	18.3	69t	7
B. Johnson	47	495	10.5	40t	4
Coleman	40	247	6.2	19	3
Willis	32	255	8.0	42	1
Alston	19	174	9.2	29	1
Sawyer	18	208	11.6	53	1
Hardeman	7	25	3.6	11	0
Thomas	4	15	3.8	14	0
Baker	3	32	10.7	14	0
Dawkins	3	21	7.0	14	0
Taylor	2	15	7.5	8	0
Stemrick	1	10	10.0	10	0
<b>Oilers</b>	<b>227</b>	<b>2429</b>	<b>10.7</b>	<b>69t</b>	<b>17</b>
<b>Opponents</b>	<b>173</b>	<b>2259</b>	<b>13.1</b>	<b>81t</b>	<b>17</b>

INTERCEPTIONS	No	Yds	Avg	Lg	TD
Whittington	5	103	20.6	50	0
Bingham	2	18	9.0	15	0
Moore	1	28	28.0	28	0
Reinfeldt	1	19	19.0	19	0
Brazile	1	8	8.0	8	0
Stemrick	1	0	0.0	0	0
<b>Oilers</b>	<b>11</b>	<b>176</b>	<b>16.0</b>	<b>50</b>	<b>0</b>
<b>Opponents</b>	<b>19</b>	<b>197</b>	<b>10.4</b>	<b>39</b>	<b>0</b>

PUNTING	No	Yds	Avg	Net	TB	In	Lg	B
Pastorini	70	2571	36.7	28.3	4	12	74	0
Hoopes LG	49	1849	37.7	25.6	7	8	57	2
Hoopes TM	7	221	31.6	27.9	0	0	38	1
Butler	11	370	33.6	25.6	0	0	39	0
Clark	10	335	33.5	27.3	0	0	47	0
Sawyer	1	32	32.0	35.0	0	1	32	0
<b>Oilers</b>	<b>100</b>	<b>3529</b>	<b>35.3</b>	<b>27.9</b>	<b>4</b>	<b>13</b>	<b>74</b>	<b>1</b>
<b>Opponents</b>	<b>96</b>	<b>3717</b>	<b>38.7</b>	<b>31.8</b>	<b>8</b>	<b>13</b>	<b>78</b>	<b>1</b>

PUNT RETURNS	No	FC	Yds	Avg	Lg	TD
B. Johnson	38	9	403	10.6	46	0
Coleman	7	2	91	13.0	69t	1
Whittington	3	0	10	3.3	7	0
Moore	0	1	0	0.0	0	0
<b>Oilers</b>	<b>48</b>	<b>12</b>	<b>504</b>	<b>10.5</b>	<b>69t</b>	<b>1</b>
<b>Opponents</b>	<b>60</b>	<b>13</b>	<b>659</b>	<b>11.0</b>	<b>67</b>	<b>0</b>

KICKOFF RETURNS	No	Yds	Avg	Lg	TD
B. Johnson	26	579	22.3	53	0
Taylor	15	302	20.1	32	0
A. Johnson	8	150	18.8	25	0
Hardeman	7	171	24.4	40	0
Baker TM	1	15	15.0	15	0
Beirne	1	12	12.0	12	0
<b>Oilers</b>	<b>58</b>	<b>1229</b>	<b>21.2</b>	<b>53</b>	<b>0</b>
<b>Opponents</b>	<b>53</b>	<b>1125</b>	<b>21.2</b>	<b>41</b>	<b>0</b>

FIELD GOALS	1-19	20-29	30-39	40-49	50+
Butler	1/1	4/4	7/10	3/8	1/4
<b>Oilers</b>	<b>1/1</b>	<b>4/4</b>	<b>7/10</b>	<b>3/8</b>	<b>1/4</b>
<b>Opponents</b>	<b>1/1</b>	<b>7/8</b>	<b>6/9</b>	<b>3/9</b>	<b>1/2</b>

**Butler:** (33G, 45N, 44G) (54G, 44B, 28G) (22G, 40G, 46N, 55N) (31G) (44N, 18G, 36N) (31G, 50N, 36G) (1) (44N) (36N) (39G, 29G) (43G) (22G, 32N, 32G) (31G) (55N)  
**Opponents:** (39N) (50N, 27G, 27N) (42N) (20G, 26G, 43G, 26G) (31G, 49N) (30G) (34G, 46N, 28G) (45N, 25G) (30G, 40G) (50G) (37G, 36N, 35G, 18G) (47N) (29G, 46G, 41N) (39N)

**SACKS**  
 records not available  
**Oilers 50.0, Opponents 39.0**

**TACKLES (Solo-Assists-Total)**  
 records not available

### USUAL STARTING LINEUP

**OFFENSE**

WR Ken Burrough (00)  
 LT Greg Sampson (73)  
 Kevin Hunt (72)  
 LG Conway Hayman (70)  
 C Carl Mauck (55)  
 RG Ed Fisher (60)  
 RT Elbert Drungo (75)  
 TE Mack Alston (82)  
 WR Billy Johnson (84)  
 QB Dan Pastorini (7)  
 John Hadl (21)  
 RB Ronnie Coleman (47)  
 FB Fred Willis (44)

**DEFENSE**

LE Tody Smith (85)  
 Al Burton (68)  
**NT Curley Culp (78)**  
 RE Elvin Bethea (65)  
 OLB Ted Washington (59)  
 ILB Steve Kiner (57)  
 ILB Gregg Bingham (54)  
**OLB Robert Brazile (52)**  
 LCB Willie Alexander (19)  
 RCB Zeke Moore (22)  
 SS Mike Reinfeldt (37)  
 FS C.L. Whittington (38)

**SPECIALISTS**

K Skip Butler (2)  
 P Dan Pastorini (7)

**Pro Bowl**

**GM/Head Coach:** Bum Phillips  
**Asst. Coaches:** King Hill (off. coord./QB), Ed Biles (def. coord.), Andy Bourgeois (off. backs), Ken McCullough (OL), Richie Petitbon (DB), Wade Phillips (LB), Fran Polsfoot (WR), George Rice (DL), Walt Schlinkman (ST)

### AMERICAN FOOTBALL CONFERENCE STANDINGS

AFC EAST	W	L	T	Pct
Baltimore	11	3	0	.786
* New England	11	3	0	.786
Miami	6	8	0	.429
N.Y. Jets	3	11	0	.214
Buffalo	2	12	0	.143
AFC CENTRAL	W	L	T	Pct
Pittsburgh	10	4	0	.714
Cincinnati	10	4	0	.714
Cleveland	9	5	0	.643
Houston	5	9	0	.357
AFC WEST	W	L	T	Pct
Oakland	13	1	0	.929
Denver	9	5	0	.643
San Diego	6	8	0	.429
Kansas City	5	9	0	.357
Tampa Bay	0	14	0	.000

### NATIONAL FOOTBALL CONFERENCE STANDINGS

NFC EAST	W	L	T	Pct
Dallas	11	3	0	.786
* Washington	10	4	0	.714
St. Louis	10	4	0	.714
Philadelphia	4	10	0	.286
N.Y. Giants	3	11	0	.214
NFC CENTRAL	W	L	T	Pct
Minnesota	11	2	1	.821
Chicago	7	7	0	.500
Detroit	6	8	0	.429
Green Bay	5	9	0	.357
NFC WEST	W	L	T	Pct
Los Angeles	10	3	1	.750
San Francisco	8	6	0	.571
Atlanta	4	10	0	.286
New Orleans	4	10	0	.286
Seattle	2	12	0	.143

\* Wild Card for Playoffs

# 1975 SEASON (10-4 REGULAR SEASON, 0-0 PLAYOFFS) • 3RD PLACE AFC CENTRAL

DATE	OPPONENT	SCORE	W/L	ATT
Sep. 21	at New England	7-0	W	51,934
Sep. 28	SAN DIEGO	33-17	W	33,765
Oct. 5	CINCINNATI	19-21	L	42,412
Oct. 12	at Cleveland	40-10	W	46,531
Oct. 19	WASHINGTON	13-10	W	49,566
Oct. 26	DETROIT	24-8	W	46,904
Nov. 2	at Kansas City	17-13	W	62,989
Nov. 9	at Pittsburgh	17-24	L	49,460
Nov. 16	MIAMI	20-19	W	48,892
Nov. 24	PITTSBURGH	9-32	L	49,947
Nov. 30	at Cincinnati	19-23	L	46,128
Dec. 7	at San Francisco	27-13	W	44,015
Dec. 14	at Oakland	27-26	W	50,719
Dec. 21	CLEVELAND	21-10	W	43,770

	TITANS	OPP
<b>Total First Downs</b>	<b>234</b>	<b>264</b>
Rushing	121	104
Passing	90	137
Penalty	23	23
3rd Down: Made/Att	72/203	78/205
3rd Down Pct.	35.5	38.0
4th Down: Made/Att	--	--
4th Down Pct.	--	--
<b>Possession Avg.</b>	<b>34:17</b>	<b>21:26</b>
<b>Total Net Yards</b>	<b>3937</b>	<b>4137</b>
Avg. Per Game	281.2	295.5
Total Plays	900	952
Avg. Per Play	4.4	4.3
<b>Net Yards Rushing</b>	<b>2068</b>	<b>1680</b>
Avg. Per Game	147.7	120.0
Total Rushes	526	498
<b>Net Yards Passing</b>	<b>1869</b>	<b>2457</b>
Avg. Per Game	133.5	175.5
Sacked/Yards Lost	27/230	45/343
Gross Yards	2099	2800
Att./Comp.	347/165	409/235
Completion Pct.	47.6	57.5
Had Intercepted	17	24
<b>Punts/Average</b>	<b>74/39.3</b>	<b>73/41.0</b>
<b>Net Punting Avg.</b>	<b>74/32.3</b>	<b>73/30.5</b>
<b>Penalties/Yards</b>	<b>100/849</b>	<b>90/871</b>
<b>Fumbles/Ball Lost</b>	<b>28/17</b>	<b>38/19</b>
<b>Touchdowns</b>	<b>34</b>	<b>27</b>
Rushing	14	13
Passing	14	14
Returns	6	0

BY PERIODS	1	2	3	4	OT	PTS
Oilers	49	84	81	79	0	293
Opponents	37	100	25	64	0	226

SCORING	TD	RU	PA	RT	PAT	FG	S	TP
Butler	0	0	0	0	31/34	18/30	0	85
Burrough	8	0	8	0	0	0	0	48
Coleman	5	5	0	0	0	0	0	30
Hardeman	5	5	0	0	0	0	0	30
Johnson	5	0	1	4	0	0	0	30
Alston	4	0	4	0	0	0	0	24
Willis	2	2	0	0	0	0	0	12
Rodgers	1	1	0	0	0	1	8	8
Culp	1	0	0	1	0	0	6	6
Germany	1	0	0	1	0	0	6	6
Pastorini	1	1	0	0	0	0	6	6
Sawyer	1	0	1	0	0	0	6	6
Bethea	0	0	0	0	0	1	2	2
<b>Oilers</b>	<b>34</b>	<b>14</b>	<b>14</b>	<b>6</b>	<b>31/34</b>	<b>18/30</b>	<b>2</b>	<b>293</b>
<b>Opponents</b>	<b>27</b>	<b>13</b>	<b>14</b>	<b>0</b>	<b>21/27</b>	<b>13/23</b>	<b>2</b>	<b>226</b>

RUSHING	No	Yds	Avg	Lg	TD
Coleman	175	790	4.5	46t	5
Hardeman	166	648	3.9	39	5
Willis	118	420	3.6	23	2
Pastorini	23	97	4.2	19	1
Rodgers	18	55	3.1	8	1
Holmes	19	42	2.2	11	0
Johnson	5	17	3.4	19	0
Dickey	1	3	3.0	3	0
Edwards	1	-4	-4.0	-4	0
<b>Oilers</b>	<b>526</b>	<b>2068</b>	<b>3.9</b>	<b>46t</b>	<b>14</b>
<b>Opponents</b>	<b>498</b>	<b>1680</b>	<b>3.4</b>	<b>36</b>	<b>13</b>

PASSING	Att	Cmp	Pct	Yards	Yds/Att	TD	Int	Lg	Sk/Yds	Rating
Pastorini	342	163	47.7	2053	6.00	14	16	77t	24/210	61.0
Dickey	4	2	50.0	46	11.50	0	1	28	3/20	52.1
Coleman	1	0	0.0	0	0.00	0	0	0	0/0	39.6
<b>Oilers</b>	<b>347</b>	<b>165</b>	<b>47.6</b>	<b>2099</b>	<b>6.05</b>	<b>14</b>	<b>17</b>	<b>77t</b>	<b>27/230</b>	<b>59.9</b>
<b>Opponents</b>	<b>409</b>	<b>235</b>	<b>57.5</b>	<b>2800</b>	<b>6.85</b>	<b>14</b>	<b>24</b>	<b>64</b>	<b>45/343</b>	<b>65.4</b>

RECEIVING	No	Yds	Avg	Lg	TD
Burrough	53	1063	20.1	77t	8
Johnson	37	393	10.6	30	1
Willis	20	104	5.2	20	0
Alston	18	165	9.2	26	4
Coleman	18	129	7.2	24	0
Sawyer	7	144	20.6	51	1
Hardeman	5	10	2.0	9	0
Edwards	2	22	11.0	18	0
Hawkins	1	32	32.0	32	0
Beirne	1	15	15.0	15	0
Frazier	1	9	9.0	9	0
Parks	1	8	8.0	8	0
Holmes	1	5	5.0	5	0
<b>Oilers</b>	<b>165</b>	<b>2099</b>	<b>12.7</b>	<b>77t</b>	<b>14</b>
<b>Opponents</b>	<b>235</b>	<b>2800</b>	<b>11.9</b>	<b>64</b>	<b>14</b>

INTERCEPTIONS	No	Yds	Avg	Lg	TD
Moore	5	137	27.4	74	0
Atkins	4	133	33.3	70	0
Bingham	4	57	14.3	26	0
Alexander	3	41	13.7	32	0
Washington	3	30	10.0	23	0
Germany	2	15	7.5	15	0
Kiner	2	7	3.5	7	0
Whittington	1	5	5.0	5	0
<b>Oilers</b>	<b>24</b>	<b>425</b>	<b>17.7</b>	<b>74</b>	<b>0</b>
<b>Opponents</b>	<b>17</b>	<b>186</b>	<b>10.9</b>	<b>47</b>	<b>0</b>

PUNTING	No	Yds	Avg	Net	TB	In	Lg	B
Pastorini	62	2447	39.5	33.2	7	0	68	0
Beverly TM	12	459	38.3	27.7	1	0	45	0
<b>Oilers</b>	<b>74</b>	<b>2906</b>	<b>39.3</b>	<b>32.3</b>	<b>8</b>	<b>0</b>	<b>68</b>	<b>0</b>
<b>Opponents</b>	<b>73</b>	<b>2990</b>	<b>41.0</b>	<b>30.5</b>	<b>7</b>	<b>0</b>	<b>62</b>	<b>1</b>

PUNT RETURNS	No	FC	Yds	Avg	Lg	TD
Johnson	40	1	612	15.3	83t	3
Cotney	2	1	8	4.0	5	0
Coleman	1	0	0	0.0	0	0
<b>Oilers</b>	<b>43</b>	<b>2</b>	<b>620</b>	<b>14.4</b>	<b>83t</b>	<b>3</b>
<b>Opponents</b>	<b>47</b>	<b>6</b>	<b>356</b>	<b>7.6</b>	<b>52</b>	<b>0</b>

KICKOFF RETURNS	No	Yds	Avg	Lg	TD
Johnson	33	798	24.2	81t	1
Cotney	10	189	18.9	28	0
Coleman	8	149	18.6	27	0
Rodgers	1	13	13.0	13	0
Thompson	1	-5	-5.0	-5	0
Whittington	1	0	0.0	0	0
<b>Oilers</b>	<b>54</b>	<b>1144</b>	<b>21.2</b>	<b>81t</b>	<b>1</b>
<b>Opponents</b>	<b>61</b>	<b>1355</b>	<b>22.2</b>	<b>52</b>	<b>0</b>

FIELD GOALS	1-19	20-29	30-39	40-49	50+
Butler	0/0	8/9	4/8	6/12	0/1
<b>Oilers</b>	<b>0/0</b>	<b>8/9</b>	<b>4/8</b>	<b>6/12</b>	<b>0/1</b>
<b>Opponents</b>	<b>0/0</b>	<b>2/3</b>	<b>8/10</b>	<b>3/6</b>	<b>0/4</b>

**Butler:** (36N) (29G, 24N, 48N, 38G) (37G) (43N, 46G, 33G, 25G, 21G, 50N) (39N) (42G, 37N) (43N, 44G, 46N) (48N, 48G) (43G, 25G) (44N, 27G) (22G) (27G, 30B, 30G) (23G, 47G) ()  
**Opponents:** (44N, 46N) (53N, 29G) () (39G) (32G, 47N) (34G, 37G, 36B) (37G, 37G) (22G, 39N) () (30G) (33G) (42G, 51N, 41G, 50N) (27N) (51N, 42G)

**SACKS**  
 records not available  
**Oilers 45.0, Opponents 27.0**

**TACKLES (Solo-Assists-Total)**  
 records not available

### USUAL STARTING LINEUP

**OFFENSE**  
**WR Ken Burrough (80)**  
 LT Greg Sampson (73)  
 LG Ron Saul (64)  
 C Carl Mauck (55)  
 RG Ed Fisher (60)  
 RT Elbert Drungo (75)  
 TE Mack Alston (82)  
**WR Billy Johnson (84)**  
**QB Dan Pastorini (7)**  
 RB Ronnie Coleman (47)  
 FB Don Hardeman (30)

**DEFENSE**  
 LE Tody Smith (85)  
**NT Curley Culp (78)**  
**RE Elvin Bethea (65)**  
 OLB Ted Washington (59)  
 ILB Steve Kiner (57)  
 ILB Gregg Bingham (54)  
 OLB Robert Brazile (52)  
 LCB Willie Alexander (19)  
 RCB Zeke Moore (22)  
 SS Willie Germany (29)  
 FS Bob Atkins (48)  
 C.L. Whittington (38)

**SPECIALISTS**  
 K Skip Butler (2)  
 P Dan Pastorini (7)

**Pro Bowl**  
 All-Pro  
**GM/Head Coach:** Bum Phillips  
**Asst. Coaches:** King Hill (off. coord./QB), Ed Biles (def. coord.), Sam Boghosian (OL), Andy Bourgeois (off. backs), Larry Peccatiello (LB), Richie Petitbon (DB), Fran Polsfoot (WR), George Rice (DL), Joe Woolley (ST)

### AMERICAN FOOTBALL CONFERENCE STANDINGS

AFC EAST	W	L	T	Pct
Baltimore	10	4	0	.714
Miami	10	4	0	.714
Buffalo	8	6	0	.571
New England	3	11	0	.214
N.Y. Jets	3	11	0	.214
<b>AFC CENTRAL</b>	<b>W</b>	<b>L</b>	<b>T</b>	<b>Pct</b>
Pittsburgh	12	2	0	.857
* Cincinnati	11	3	0	.786
<b>Houston</b>	<b>10</b>	<b>4</b>	<b>0</b>	<b>.714</b>
Cleveland	3	11	0	.214
<b>AFC WEST</b>	<b>W</b>	<b>L</b>	<b>T</b>	<b>Pct</b>
Oakland	11	3	0	.786
Denver	6	8	0	.429
Kansas City	5	9	0	.357
San Diego	2	12	0	.143

### NATIONAL FOOTBALL CONFERENCE STANDINGS

NFC EAST	W	L	T	Pct
St. Louis	11	3	0	.786
* Dallas	10	4	0	.714
Washington	8	6	0	.571
N.Y. Giants	5	9	0	.357
Philadelphia	4	10	0	.286
<b>NFC CENTRAL</b>	<b>W</b>	<b>L</b>	<b>T</b>	<b>Pct</b>
Minnesota	12	2	0	.857
Detroit	7	7	0	.500
Chicago	4	10	0	.286
Green Bay	4	10	0	.286
<b>NFC WEST</b>	<b>W</b>	<b>L</b>	<b>T</b>	<b>Pct</b>
Los Angeles	12	2	0	.857
San Francisco	5	9	0	.357
Atlanta	4	10	0	.286
New Orleans	2	12	0	.143

\* Wild Card for Playoffs

# 1974 SEASON (7-7 REGULAR SEASON, 0-0 PLAYOFFS) • 2ND PLACE AFC CENTRAL (TIED)

DATE	OPPONENT	SCORE	W/L	ATT
Sep. 15	SAN DIEGO	21-14	W	25,317
Sep. 22	at Cleveland	7-20	L	55,242
Sep. 29	KANSAS CITY	7-17	L	28,538
Oct. 6	PITTSBURGH	7-13	L	30,049
Oct. 13	at Minnesota	10-51	L	48,006
Oct. 20	ST. LOUIS	27-31	L	26,371
Oct. 27	at Cincinnati	34-21	W	55,434
Nov. 3	at NY Jets	27-22	W	47,218
Nov. 10	at Buffalo	21-9	W	79,144
Nov. 17	CINCINNATI	20-3	W	44,054
Nov. 24	DALLAS	0-10	L	49,775
Dec. 1	at Pittsburgh	13-10	W	41,195
Dec. 8	at Denver	14-37	L	46,942
Dec. 15	CLEVELAND	28-24	W	33,299

	TITANS	OPP
<b>Total First Downs</b>	<b>200</b>	<b>268</b>
Rushing	76	124
Passing	103	129
Penalty	21	15
3rd Down: Made/Att	44/147	52/151
3rd Down Pct.	29.9	34.4
4th Down: Made/Att	1/1	1/2
4th Down Pct.	100.0	50.0
<b>Possession Avg.</b>	<b>36:26</b>	<b>23:34</b>
<b>Total Net Yards</b>	<b>3338</b>	<b>4425</b>
Avg. Per Game	238.4	316.1
Total Plays	817	919
Avg. Per Play	4.1	4.8
<b>Net Yards Rushing</b>	<b>1361</b>	<b>2050</b>
Avg. Per Game	97.2	146.4
Total Rushes	421	474
<b>Net Yards Passing</b>	<b>1977</b>	<b>2375</b>
Avg. Per Game	141.2	169.6
Sacked/Yards Lost	33/298	40/349
Gross Yards	2275	2724
Att./Comp.	363/203	405/231
Completion Pct.	55.9	57.0
Had Intercepted	19	21
<b>Punts/Average</b>	<b>79/39.2</b>	<b>70/39.1</b>
<b>Net Punting Avg.</b>	<b>79/32.4</b>	<b>70/30.0</b>
<b>Penalties/Yards</b>	<b>90/749</b>	<b>94/872</b>
<b>Fumbles/Ball Lost</b>	<b>26/14</b>	<b>26/15</b>
<b>Touchdowns</b>	<b>30</b>	<b>34</b>
Rushing	16	15
Passing	12	19
Returns	2	0

BY PERIODS	1	2	3	4	OT	PTS
<b>Oilers</b>	<b>72</b>	<b>37</b>	<b>62</b>	<b>65</b>	<b>0</b>	<b>236</b>
<b>Opponents</b>	<b>66</b>	<b>81</b>	<b>55</b>	<b>80</b>	<b>0</b>	<b>282</b>

SCORING	TD	RU	PA	RT	PAT	FG	S	TP
Butler	0	0	0	0	29/29	9/19	0	56
Amudson	5	4	1	0			0	30
Rodgers	5	5	0	0			0	30
Willis	4	3	1	0			0	24
Alston	3	0	3	0			0	18
B. Johnson	3	1	2	0			0	18
Burrough	2	0	2	0			0	12
V. Washington	2	2	0	0			0	12
Bethea	1	0	0	1			0	6
Coleman	1	1	0	0			0	6
Montgomery	1	0	1	0			0	6
Moore	1	0	0	1			0	6
Parks	1	0	1	0			0	6
Queen	1	0	1	0			0	6
<b>Oilers</b>	<b>30</b>	<b>16</b>	<b>2</b>	<b>29/29</b>	<b>9/19</b>	<b>0</b>	<b>236</b>	
<b>Opponents</b>	<b>34</b>	<b>15</b>	<b>19</b>	<b>0</b>	<b>30/34</b>	<b>16/23</b>	<b>0</b>	<b>282</b>

RUSHING	No	Yds	Avg	Lg	TD
Rodgers	122	413	3.4	20t	5
V. Washington	74	281	3.8	23	2
Willis	74	239	3.2	18	3
Coleman	52	193	3.7	37	1
Amudson	59	138	2.3	11	4
B. Johnson	5	82	16.4	47t	1
Dickey	3	7	2.3	7	0
Queen	2	7	3.5	4	0
Gresham	3	6	2.0	3	0
Beverly	1	4	4.0	4	0
Burrough	1	0	0.0	0	0
Alston	1	-3	-3.0	-3	0
Pastorini	24	-6	-3	7	0
<b>Oilers</b>	<b>421</b>	<b>1361</b>	<b>3.2</b>	<b>47t</b>	<b>16</b>
<b>Opponents</b>	<b>474</b>	<b>2050</b>	<b>4.3</b>	<b>53</b>	<b>15</b>

PASSING	Att	Cmp	Pct	Yards	Yds/Att	TD	Int	Lg	Sk/Yds	Rating
Pastorini	247	140	56.7	1571	6.36	10	10	65	23/225	72.4
Dickey	113	63	55.8	704	6.23	2	8	59	10/73	50.9
Coleman	2	0	0.0	0	0	0	0	0	0/0	39.6
Amudson	1	0	0.0	0	0	0	1	0	0/0	0.0
<b>Oilers</b>	<b>363</b>	<b>203</b>	<b>55.9</b>	<b>2275</b>	<b>6.27</b>	<b>12</b>	<b>19</b>	<b>65</b>	<b>33/298</b>	<b>64.0</b>
<b>Opponents</b>	<b>405</b>	<b>231</b>	<b>57.0</b>	<b>2724</b>	<b>6.73</b>	<b>19</b>	<b>21</b>	<b>80t</b>	<b>40/349</b>	<b>71.7</b>

RECEIVING	No	Yds	Avg	Lg	TD
Burrough	36	492	13.7	51	2
B. Johnson	29	388	13.4	44	2
Willis	25	130	5.2	21	1
Rodgers	24	153	6.4	24	0
Parks	20	330	16.5	59	1
Amudson	18	152	8.4	29	1
Alston	17	249	14.6	33	3
V. Washington	13	92	7.1	15	0
Montgomery	9	179	19.9	65	1
Coleman	4	9	2.3	7	0
Broadnax	3	69	23.0	42	0
Gresham	3	19	6.3	9	0
Wells	1	9	9.0	9	0
Queen	1	4	4.0	4t	1
<b>Oilers</b>	<b>203</b>	<b>2275</b>	<b>11.2</b>	<b>65</b>	<b>12</b>
<b>Opponents</b>	<b>231</b>	<b>2724</b>	<b>11.8</b>	<b>80t</b>	<b>19</b>

INTERCEPTIONS	No	Yds	Avg	Lg	TD
Atkins	6	85	14.2	36	0
Bingham	4	36	9.0	18	0
Alexander	2	56	28.0	29	0
Moore	2	38	19.0	22t	1
Maxwell	2	30	15.0	15	0
Benson	2	0	0.0	5	0
Kiner	1	34	34.0	34	0
T. Smith	1	34	34.0	34	0
Severson	1	0	0.0	0	0
<b>Oilers</b>	<b>21</b>	<b>313</b>	<b>14.9</b>	<b>36</b>	<b>1</b>
<b>Opponents</b>	<b>19</b>	<b>238</b>	<b>12.5</b>	<b>33</b>	<b>0</b>

PUNTING	No	Yds	Avg	Net	TB	In	Lg	B
Beverly	79	3100	39.2	32.4	2	0	69	0
<b>Oilers</b>	<b>79</b>	<b>3100</b>	<b>39.2</b>	<b>32.4</b>	<b>2</b>	<b>0</b>	<b>69</b>	<b>0</b>
<b>Opponents</b>	<b>70</b>	<b>2738</b>	<b>39.1</b>	<b>30.0</b>	<b>7</b>	<b>0</b>	<b>64</b>	<b>1</b>

PUNT RETURNS	No	FC	Yds	Avg	Lg	TD
B. Johnson	30	3	409	13.6	49	0
Severson	11	2	86	7.8	24	0
<b>Oilers</b>	<b>41</b>	<b>5</b>	<b>495</b>	<b>12.1</b>	<b>49</b>	<b>0</b>
<b>Opponents</b>	<b>56</b>	<b>10</b>	<b>500</b>	<b>8.9</b>	<b>42</b>	<b>0</b>

KICKOFF RETURNS	No	Yds	Avg	Lg	TD
B. Johnson	29	785	27.1	67	0
Gresham	9	180	20.0	40	0
V. Washington	7	177	25.3	40	0
Severson	6	108	18.0	28	0
Coleman	3	91	30.3	39	0
Whittington	3	37	12.3	19	0
Amundson	2	17	8.5	13	0
A. Johnson	1	14	14.0	14	0
Jones	1	0	0.0	0	0
Saul	1	10	10.0	10	0
<b>Oilers</b>	<b>62</b>	<b>1419</b>	<b>22.9</b>	<b>67</b>	<b>0</b>
<b>Opponents</b>	<b>51</b>	<b>1111</b>	<b>21.8</b>	<b>61</b>	<b>0</b>

FIELD GOALS	1-19	20-29	30-39	40-49	50+
Butler	0/0	4/7	2/4	3/7	0/1
<b>Oilers</b>	<b>0/0</b>	<b>4/7</b>	<b>2/4</b>	<b>3/7</b>	<b>0/1</b>
<b>Opponents</b>	<b>0/0</b>	<b>7/7</b>	<b>5/7</b>	<b>4/9</b>	<b>0/0</b>

Butler: (47N, 37N, 28N) ( ) (26B) (26N) (29G, 43N) (28G, 24G) (21G, 34G) (46N, 45G, 46N, 46G) ( ) ( ) (39N) (42G, 34G) (50N) ( )

Opponents: (48N, 38N, 40N) (27G, 41G) (35G) (37G, 27G) (42G, 32N) (25G) ( ) (35G) (32G, 28G, 48N, 22G) (28G, 46N) (25G) (44G) (43G, 45N) (37G)

SACKS
records not available
<b>Oilers 40.0, Opponents 33.0</b>

TACKLES (Solo-Assists-Total)
records not available

### USUAL STARTING LINEUP

**OFFENSE**

WR Ken Burrough (00)  
 LT Greg Sampson (73)  
 LG Harris Jones (61)  
 Ron Saul (64)  
 C Sid Smith (77)  
 Fred Hoaglin (53)  
 RG Brian Goodman (68)  
 RT Elbert Drungo (75)  
 TE Mack Alston (82)  
 WR Billy Parks (20)  
 QB Dan Pastorini (7)  
 Lynn Dickey (10)  
 RB Vic Washington (23)  
 Fred Willis (44)  
 FB Willie Rodgers (34)

**DEFENSE**

LE Tody Smith (85)  
 LT Curley Culp (78)  
 RT **Elvin Bethea (65)**  
 RE Al Cowlings (76)  
 Duane Benson (52)  
 LLB Gregg Bingham (54)  
 MLB Steve Kiner (57)  
 RLB Ted Washington (59)  
 LCB Willie Alexander (19)  
 RCB Zeke Moore (22)  
 SS Al Johnson (25)  
 FS Bob Atkins (48)

**SPECIALISTS**

K Skip Butler (2)  
 P David Beverly (4)

**Pro Bowl**

**GM/Head Coach:** Sid Gillman  
**Asst. Coaches:** Bum Phillips (def. coord./DL), Ed Biles (def. asst.), Sam Boghosian (ST), Andy Bourgeois (off. backs), Lew Carpenter (WR), King Hill (QB), Joe Madro (OL), Jerry Meins (strength), Larry Peccatiello (LB), Richie Petitbon (DB), Joe Woolley (off. asst.)

### AMERICAN FOOTBALL CONFERENCE STANDINGS

AFC EAST	W	L	T	Pct
Miami	11	3	0	.786
* Buffalo	9	5	0	.643
New England	7	7	0	.500
N.Y. Jets	7	7	0	.500
Baltimore	2	12	0	.143

AFC CENTRAL	W	L	T	Pct
Pittsburgh	10	3	1	.750
Cincinnati	7	7	0	.500
<b>Houston</b>	<b>7</b>	<b>7</b>	<b>0</b>	<b>.500</b>
Cleveland	4	10	0	.286

AFC WEST	W	L	T	Pct
Oakland	12	2	0	.857
Denver	7	6	1	.536
Kansas City	5	9	0	.357
San Diego	5	9	0	.357

### NATIONAL FOOTBALL CONFERENCE STANDINGS

NFC EAST	W	L	T	Pct
St. Louis	10	4	0	.714
* Washington	10	4	0	.714
Dallas	8	6	0	.571
Philadelphia	7	7	0	.500
N.Y. Giants	2	12	0	.143

NFC CENTRAL	W	L	T	Pct
Minnesota	10	4	0	.714
Detroit	7	7	0	.500
Green Bay	6	8	0	.429
Chicago	4	10	0	.286

NFC WEST	W	L	T	Pct
Los Angeles	10	4	0	.714
San Francisco	6	8	0	.429
New Orleans	5	9	0	.357
Atlanta	3	11	0	.214

\* Wild Card for Playoffs

# 1973 SEASON (1-13 REGULAR SEASON, 0-0 PLAYOFFS) • 4TH PLACE AFC CENTRAL

DATE	OPPONENT	SCORE	W/L	ATT
Sep. 16	at NY Giants	14-34	L	57,979
Sep. 23	at Cincinnati	10-24	L	51,823
Sep. 30	PITTSBURGH	7-36	L	39,331
Oct. 7	LA RAMS	26-31	L	34,875
Oct. 14	DENVER	20-48	L	32,801
Oct. 21	at Cleveland	13-42	L	61,146
Oct. 28	at Chicago	14-35	L	43,755
Nov. 4	at Baltimore	31-27	W	52,707
Nov. 11	CLEVELAND	13-23	L	37,230
Nov. 18	at Kansas City	14-38	L	68,444
Nov. 25	NEW ENGLAND	0-32	L	27,344
Dec. 2	OAKLAND	6-17	L	25,801
Dec. 9	at Pittsburgh	7-33	L	38,004
Dec. 16	CINCINNATI	24-27	L	21,955

	TITANS	OPP
<b>Total First Downs</b>	<b>193</b>	<b>274</b>
Rushing	89	138
Passing	93	114
Penalty	11	22
3rd Down: Made/Att	48/162	77/175
3rd Down Pct.	29.6	44.0
4th Down: Made/Att	0/3	1/2
4th Down Pct.	0.0	50.0
<b>Possession Avg.</b>	<b>42:51</b>	<b>17:09</b>
<b>Total Net Yards</b>	<b>3307</b>	<b>4647</b>
Avg. Per Game	236.2	331.9
Total Plays	840	929
Avg. Per Play	3.9	5.0
<b>Net Yards Rushing</b>	<b>1388</b>	<b>2410</b>
Avg. Per Game	99.1	172.1
Total Rushes	386	576
<b>Net Yards Passing</b>	<b>1919</b>	<b>2237</b>
Avg. Per Game	137.1	159.8
Sacked/Yards Lost	43/451	27/229
Gross Yards	2370	2466
Att./Comp.	411/225	326/178
Completion Pct.	54.7	54.6
Had Intercepted	27	17
<b>Punts/Average</b>	<b>85/38.8</b>	<b>62/39.6</b>
<b>Net Punting Avg.</b>	<b>85/33.8</b>	<b>62/33.4</b>
<b>Penalties/Yards</b>	<b>95/880</b>	<b>90/811</b>
<b>Fumbles/Ball Lost</b>	<b>43/25</b>	<b>29/10</b>
<b>Touchdowns</b>	<b>22</b>	<b>53</b>
Rushing	9	19
Passing	11	26
Returns	2	8

BY PERIODS	1	2	3	4	OT	PTS
Oilers	37	50	50	62	0	199
Opponents	87	138	101	121	0	447

SCORING	TD	RU	PA	RT	PAT	FG	S	TP
Butler	0	0	0	0	21/21	15/24	0	66
Willis	5	4	1	0			0	30
Alston	4	0	4	0			0	24
Gresham	4	2	1	1			0	24
Burrough	3	1	2	0			0	18
Robinson	2	2	0	0			0	12
Eaglin	1	0	0	1			0	6
Hinton	1	0	1	0			0	6
D. Parks	1	0	1	0			0	6
B. Parks	1	0	1	0			0	6
Dickey	0	0	0	0			0	1
<b>Oilers</b>	<b>22</b>	<b>9</b>	<b>11</b>	<b>2</b>	<b>21/21</b>	<b>15/24</b>	<b>0</b>	<b>199</b>
<b>Opponents</b>	<b>53</b>	<b>19</b>	<b>26</b>	<b>8</b>	<b>52/53</b>	<b>25/42</b>	<b>1</b>	<b>447</b>

RUSHING	No	Yds	Avg	Lg	TD
Willis	171	579	3.4	25	4
Gresham	104	400	3.8	52	2
Robinson	34	151	4.4	22	2
Pastorini	31	102	3.3	17	0
Amundson	15	56	3.7	10	0
Thomas	10	39	3.9	17	0
Burrough	5	38	7.6	34	1
Alston	1	13	13.0	13	0
Dickey	6	9	1.5	6	0
Jolley	7	6	0.9	3	0
Hinton	1	-2	-2.0	-2	0
A. Johnson	1	-3	-3.0	-3	0
<b>Oilers</b>	<b>386</b>	<b>1388</b>	<b>3.6</b>	<b>52</b>	<b>9</b>
<b>Opponents</b>	<b>576</b>	<b>2410</b>	<b>4.2</b>	<b>53t</b>	<b>19</b>

PASSING	Att	Cmp	Pct	Yards	Yds/Att	TD	Int	Lg	Sk/Yds	Rating
Pastorini	290	154	53.1	1482	5.11	5	17	50	30/313	49.0
Dickey	120	71	59.2	888	7.40	6	10	66t	13/138	64.2
Willis	1	0	0.0	0	0.0	0	0	0	0/0	39.6
<b>Oilers</b>	<b>411</b>	<b>225</b>	<b>54.7</b>	<b>2370</b>	<b>5.77</b>	<b>11</b>	<b>27</b>	<b>66t</b>	<b>43/451</b>	<b>53.3</b>
<b>Opponents</b>	<b>326</b>	<b>178</b>	<b>54.6</b>	<b>2466</b>	<b>7.56</b>	<b>26</b>	<b>17</b>	<b>77t</b>	<b>27/229</b>	<b>84.0</b>

RECEIVING	No	Yds	Avg	Lg	TD
Willis	57	371	6.5	50	1
B. Parks	43	581	13.5	66t	1
Burrough	43	577	13.4	49t	2
Gresham	28	244	8.7	62t	1
Alston	19	195	10.3	39t	4
Hinton	13	202	15.5	34t	1
Amundson	7	60	8.6	18	0
Robinson	7	46	6.6	19	0
Jolley	3	56	18.7	48	0
D. Parks	3	31	10.3	12	1
Thomas	1	4	4.0	4	0
McNeil	1	3	3.0	3	0
<b>Oilers</b>	<b>225</b>	<b>2370</b>	<b>10.5</b>	<b>66t</b>	<b>11</b>
<b>Opponents</b>	<b>178</b>	<b>2466</b>	<b>13.9</b>	<b>77t</b>	<b>26</b>

INTERCEPTIONS	No	Yds	Avg	Lg	TD
Roberts	4	55	13.8	27	0
Severson	4	24	6.0	19	0
Alexander	3	3	1.0	3	0
Blahak	2	120	60.0	87	0
Charles	2	74	37.0	39	0
Bingham	2	22	11.0	18	0
<b>Oilers</b>	<b>17</b>	<b>298</b>	<b>17.5</b>	<b>87</b>	<b>0</b>
<b>Opponents</b>	<b>27</b>	<b>357</b>	<b>13.2</b>	<b>86t</b>	<b>4</b>

PUNTING	No	Yds	Avg	Net	TB	In	Lg	B
Butler	36	1344	37.3	34.3	1	0	55	0
Pastorini	27	1087	40.3	34.4	1	0	59	0
Green	22	868	39.5	32.5	2	0	61	0
<b>Oilers</b>	<b>85</b>	<b>3299</b>	<b>38.8</b>	<b>33.8</b>	<b>4</b>	<b>0</b>	<b>61</b>	<b>0</b>
<b>Opponents</b>	<b>62</b>	<b>2457</b>	<b>39.6</b>	<b>33.4</b>	<b>8</b>	<b>0</b>	<b>72</b>	<b>2</b>

PUNT RETURNS	No	FC	Yds	Avg	Lg	TD
Severson	16	2	126	7.9	74	0
Haymond	14	6	101	7.2	44	0
<b>Oilers</b>	<b>30</b>	<b>8</b>	<b>227</b>	<b>7.6</b>	<b>74</b>	<b>0</b>
<b>Opponents</b>	<b>44</b>	<b>16</b>	<b>343</b>	<b>7.8</b>	<b>46</b>	<b>0</b>

KICKOFF RETURNS	No	Yds	Avg	Lg	TD
Haymond	28	703	25.1	47	0
Gresham	27	723	26.8	103t	1
Hinton	8	141	17.6	30	0
Eaglin	3	76	25.3	39	0
Fanucci	3	40	13.3	14	0
Blahak	2	41	20.5	23	0
Jolley	2	41	20.5	21	0
Rice TM	2	17	8.5	9	0
Severson	1	17	17.0	17	0
<b>Oilers</b>	<b>76</b>	<b>1799</b>	<b>23.7</b>	<b>103t</b>	<b>1</b>
<b>Opponents</b>	<b>37</b>	<b>811</b>	<b>21.9</b>	<b>95t</b>	<b>1</b>

FIELD GOALS	1-19	20-29	30-39	40-49	50+
Butler	4/4	2/2	6/8	3/8	0/2
<b>Oilers</b>	<b>4/4</b>	<b>2/2</b>	<b>6/8</b>	<b>3/8</b>	<b>0/2</b>
<b>Opponents</b>	<b>5/5</b>	<b>6/8</b>	<b>6/11</b>	<b>8/15</b>	<b>0/3</b>

Butler: ( ) (31N, 51N, 38G) ( ) (8G, 35G, 37G, 36G) (8G, 35G, 37G, 36G) (20G, 49G) (9G, 31G) ( ) (47N, 38G) (45N, 36N, 27G, 46G) ( ) (43B) (44B, 51N, 44G, 16G) ( ) (43N, 18G)  
 Opponents: (40N, 48N, 44G, 11G) (39N, 51N, 27G) (37B, 20G, 47G, 26G) (26N, 17G) (32G, 12G) (36N) (42N, 37N) (50N, 38N, 22G, 36G) (47N, 41N, 30G, 22G, 45G) (38G) (26N, 51N, 48G, 36G, 46G) (9G) (44N, 45N, 49G, 31G, 20G, 42G) (11G, 40G)

**SACKS**  
 records not available  
 Oilers 27.0, Opponents 43.0

**TACKLES (Solo-Assists-Total)**  
 records not available

## USUAL STARTING LINEUP

OFFENSE	
WR	Ken Burrough (00)
LT	Tom Funchess (66)
LG	Solomon Freelon (69)
C	Sam Gruneisen (57)
RG	Al Jenkins (60)
RT	Elbert Drungo (75)
	Levert Carr (63)
TE	Mack Alston (82)
WR	Billy Parks (20)
QB	Dan Pastorini (7)
	Lynn Dickey (10)
RB	Bob Gresham (36)
FB	Fred Willis (44)

DEFENSE	
LE	Tody Smith (10)
LT	Al Cowlings (76)
RT	John Matuszak (78)
RE	Elvin Bethea (65)
LLB	Floyd Rice (85)
	Ralph Cindrich (55)
MLB	Gregg Bingham (54)
RLB	Guy Roberts (56)
LCB	Zeke Moore (22)
RCB	Willie Alexander (19)
SS	Jeff Severson (37)
FS	Bob Atkins (48)
	Joe Blahak (27)

SPECIALISTS	
K	Skip Butler (2)
P	Skip Butler (2)
	Dan Pastorini (7)

**Pro Bowl**  
**GM:** Sid Gillman; **Head Coach:** Bill Peterson (first five games), Sid Gillman (last nine games)  
**Asst. Coaches:** Bruce Beatty (DL), Andy Bourgeois (ST), Garland Boyette (special assignments), Lew Carpenter (WR), Earnel Durden (off. backs), King Hill (QB), Joe Madro (OL), Burnie Miller (DB), Larry Peccatiello (LB)

## AMERICAN FOOTBALL CONFERENCE STANDINGS

AFC EAST	W	L	T	Pct
Miami	12	2	0	.857
Buffalo	9	5	0	.643
New England	5	9	0	.357
Baltimore	4	10	0	.286
N.Y. Jets	4	10	0	.286
AFC CENTRAL	W	L	T	Pct
Cincinnati	10	4	0	.714
* Pittsburgh	10	4	0	.714
Cleveland	7	5	2	.571
Houston	1	13	0	.071
AFC WEST	W	L	T	Pct
Oakland	9	4	1	.679
Denver	7	5	2	.571
Kansas City	7	5	2	.571
San Diego	2	11	1	.179

## NATIONAL FOOTBALL CONFERENCE STANDINGS

NFC EAST	W	L	T	Pct
Dallas	10	4	0	.714
* Washington	10	4	0	.714
Philadelphia	5	8	1	.393
St. Louis	4	9	1	.321
N.Y. Giants	2	11	1	.179
NFC CENTRAL	W	L	T	Pct
Minnesota	12	2	0	.857
Detroit	6	7	1	.464
Green Bay	5	7	2	.429
Chicago	3	11	0	.214
NFC WEST	W	L	T	Pct
Los Angeles	12	2	0	.857
Atlanta	9	5	0	.643
New Orleans	5	9	0	.357
San Francisco	5	9	0	.357

\* Wild Card for Playoffs





# 1970 SEASON (3-10-1 REGULAR SEASON, 0-0 PLAYOFFS) • 4TH PLACE AFC CENTRAL

DATE	OPPONENT	SCORE	W/L	ATT
Sep. 20	at Pittsburgh	19-7	W	45,538
Sep. 27	MIAMI	10-20	L	39,840
Oct. 4	at Cincinnati	20-13	W	55,094
Oct. 11	BALTIMORE	20-24	L	48,050
Oct. 18	PITTSBURGH	3-7	L	42,799
Oct. 25	at San Diego	31-31	T	41,427
Nov. 1	at St. Louis	0-44	L	47,911
Nov. 8	at Kansas City	9-24	L	49,810
Nov. 15	SAN FRANCISCO	20-30	L	43,040
Nov. 22	at Cleveland	14-28	L	74,723
Nov. 29	DENVER	31-21	W	35,733
Dec. 7	CLEVELAND	10-21	L	50,582
Dec. 13	CINCINNATI	20-30	L	34,435
Dec. 20	at Dallas	10-52	L	50,504

	TITANS	OPP
<b>Total First Downs</b>	<b>232</b>	<b>227</b>
Rushing	88	85
Passing	126	115
Penalty	18	27
3rd Down: Made/Att	91/225	78/200
3rd Down Pct.	40.4	39.0
4th Down: Made/Att	2/6	2/3
4th Down Pct.	33.3	66.7
<b>Possession Avg.</b>	<b>38:34</b>	<b>17:09</b>
<b>Total Net Yards</b>	<b>4062</b>	<b>4398</b>
Avg. Per Game	290.1	314.1
Total Plays	922	840
Avg. Per Play	4.4	5.2
<b>Net Yards Rushing</b>	<b>1556</b>	<b>1793</b>
Avg. Per Game	111.1	128.1
Total Rushes	419	466
<b>Net Yards Passing</b>	<b>2506</b>	<b>2605</b>
Avg. Per Game	179.0	186.1
Sacked/Yards Lost	33/262	30/246
Gross Yards	2768	2851
Att./Comp.	470/238	344/164
Completion Pct.	50.6	47.7
Had Intercepted	23	18
<b>Punts/Average</b>	<b>84/42.4</b>	<b>77/44.4</b>
<b>Net Punting Avg.</b>	<b>84/35.7</b>	<b>77/39.5</b>
<b>Penalties/Yards</b>	<b>78/833</b>	<b>76/833</b>
<b>Fumbles/Ball Lost</b>	<b>26/15</b>	<b>22/8</b>
<b>Touchdowns</b>	<b>23</b>	<b>44</b>
Rushing	10	16
Passing	12	25
Returns	1	3

BY PERIODS	1	2	3	4	OT	PTS
Oilers	49	57	50	61	0	217
Opponents	51	92	89	120	0	352

SCORING	TD	RU	PA	RT	PAT	FG	S	TP
Gerela	0	0	0	0	23/23	18/32	0	77
LeVias	5	0	5	0	0	0	0	30
Hopkins	3	3	0	0	0	0	0	18
Joiner	3	0	3	0	0	0	0	18
Richardson	3	2	1	0	0	0	0	18
Dawkins	2	2	0	0	0	0	0	12
Reed	2	0	2	0	0	0	0	12
Beirne	1	0	1	0	0	0	0	6
Campbell	1	1	0	0	0	0	0	6
Granger	1	1	0	0	0	0	0	6
Peacock	1	0	0	1	0	0	0	6
Rhyme	1	1	0	0	0	0	0	6
Pritchard	0	0	0	0	0	1	2	0
Oilers	23	10	12	1	23/23	18/32	1	217
Opponents	44	16	25	3	44/44	14/30	1	352

RUSHING	No	Yds	Avg	Lg	TD
Dawkins	124	517	4.2	49	2
Richardson	103	368	3.6	34	2
Hopkins	57	207	3.6	12	3
Campbell	59	189	3.2	28	1
Granger	51	169	3.3	15	1
Rhyme	9	54	6.0	11	1
LeVias	7	37	5.3	24	0
Naponic	3	12	4.0	11	0
C. Johnson	5	3	0.6	9	0
Smiley	1	0	0.0	0	0
Oilers	419	1556	3.7	49	10
Opponents	466	1793	3.8	35	16

PASSING	Att	Cmp	Pct	Yards	Yds/Att	TD	Int	Lg	Sk/Yds	Rating
C. Johnson	281	144	51.2	1652	5.88	7	12	63t	15/124	59.8
Rhyme	168	88	52.4	1031	6.14	5	8	87t	10/85	61.4
Naponic	20	6	30.0	85	4.25	0	2	21	8/53	5.2
LeVias	1	0	0.0	0	0.00	0	1	0	0/0	0.0
Oilers	470	238	50.6	2768	5.89	12	23	87t	33/262	56.9
Opponents	344	164	47.7	2851	8.29	25	18	80t	30/246	78.8

RECEIVING	No	Yds	Avg	Lg	TD
Reed	47	604	12.9	34	2
LeVias	41	529	12.9	63t	5
Richardson	34	381	11.2	67	1
Joiner	28	416	14.9	87t	3
Haik	17	190	11.2	35	0
Beirne	16	216	13.5	25	1
Dawkins	15	94	6.3	17	0
Campbell	15	78	5.2	10	0
Hopkins	14	142	10.1	43	0
Granger	11	118	10.7	22	0
Oilers	238	2768	11.6	87t	12
Opponents	164	2851	17.4	80t	25

INTERCEPTIONS	No	Yds	Avg	Lg	TD
Moore	6	85	14.2	32	0
Houston	3	32	10.7	9	0
Peacock	3	24	8.0	12	0
Mitchell	2	35	17.5	35	0
Pritchard	2	28	14.0	17	0
Boyette	1	18	18.0	18	0
Atkins	1	7	7.0	7	0
Domres	0	13	--	13	0
Oilers	18	242	13.4	35	0
Opponents	23	334	14.5	45t	2

PUNTING	No	Yds	Avg	Net	TB	In	Lg	B
Jones	84	3559	42.4	35.7	6	0	73	1
Oilers	84	3559	42.4	35.7	6	0	73	1
Opponents	77	3419	44.4	39.5	6	0	71	0

PUNT RETURNS	No	FC	Yds	Avg	Lg	TD
LeVias	25	8	213	8.5	33	0
Richardson	10	7	30	3.0	11	0
Houston	4	1	13	3.3	6	0
Beirne	1	0	1	1.0	1	0
Dawkins	1	0	0	0.0	0	0
Oilers	41	16	257	6.3	33	0
Opponents	52	16	441	8.5	38	0

KICKOFF RETURNS	No	Yds	Avg	Lg	TD
LeVias	26	598	23.0	37	0
B. Johnson	15	320	21.3	40	0
Moore	7	190	27.1	45	0
Davis	2	0	0.0	0	0
Drungo	1	25	25.0	25	0
Granger	1	0	0.0	0	0
Hopkins	1	20	20.0	20	0
Lewis	1	15	15.0	15	0
Reed	1	0	0.0	0	0
Oilers	55	1168	21.2	45	0
Opponents	32	741	23.2	35	0

FIELD GOALS	1-19	20-29	30-39	40-49	50+
Gerela	5/5	4/5	6/8	3/14	0/0
Oilers	5/5	4/5	6/8	3/14	0/0
Opponents	1/1	2/6	7/9	3/10	1/4

Gerela: (46N, 8G) (10G) (28G, 37G) (42N, 40B, 48N, 27G, 9G) (40N, 34G) (46N, 48B, 49N, 48N, 18G) (32N) (27N, 38G, 18G, 48G) (26G, 26G) () (41N, 33G) (43G) (47N, 37B, 46G, 31G) (37G)

Opponents: (27N) (40N, 31G, 42G) (23B, 51G, 36G) (34N, 45N, 43G) (57N) (45G) (46N, 48N, 32G, 14G, 38G) (44N, 42B, 39G) (52B, 52N) (33B, 24N) (23N) (44N) (25G, 25G, 30G) (35G)

SACKS
records not available
Oilers 30.0, Opponents 33.0

TACKLES (Solo-Assists-Total)
records not available

### USUAL STARTING LINEUP

OFFENSE
WR Charlie Joiner (18)
Jim Beirne (81)
LT Walt Suggs (76)
LG Ken Gray (62)
C Bobby Maples (50)
RG Elbert Drungo (75)
RT Glen Ray Hines (78)
TE Alvin Reed (89)
WR Jerry LeVias (12)
QB Charley Johnson (12)
Jerry Rhyme (17)
RB Mike Richardson (24)
Woody Campbell (35)
FB Joe Dawkins (34)
Hoyle Granger (32)

DEFENSE
LE Pat Holmes (79)
LT Willie Parker (74)
RT Tom Domres (71)
RE Elvin Bethea (65)
LLB Olen Underwood (56)
George Webster (90)
MLB Garland Boyette (52)
RLB Ron Pritchard (58)
LCB Leroy Mitchell (41)
RCB Zeke Moore (22)
SS Ken Houston (29)
FS Johnny Peacock (44)

SPECIALISTS
K Roy Gerela (3)
P Spike Jones (11)

**Pro Bowl**

GM: (none); **Head Coach:** Wally Lemm  
**Asst. Coaches:** Joe Childress (off. backs), Hugh Devore (LB), F.A. Dry (OL), Bud McFadin (DL), Fran Polsfoot (WR), Walt Schlinkman (DB)

### AMERICAN FOOTBALL CONFERENCE STANDINGS

AFC EAST	W	L	T	Pct
Baltimore	11	2	1	.846
* Miami	10	4	0	.714
N.Y. Jets	4	10	0	.286
Buffalo	3	10	1	.231
Boston Patriots	2	12	0	.143

AFC CENTRAL	W	L	T	Pct
Cincinnati	8	6	0	.571
Cleveland	7	7	0	.500
Pittsburgh	5	9	0	.357
<b>Houston</b>	<b>3</b>	<b>10</b>	<b>1</b>	<b>.231</b>

AFC WEST	W	L	T	Pct
Oakland	8	4	2	.667
Kansas City	7	5	2	.583
San Diego	5	6	3	.455
Denver	5	8	1	.385

### NATIONAL FOOTBALL CONFERENCE STANDINGS

NFC EAST	W	L	T	Pct
Dallas	10	4	0	.714
N.Y. Giants	9	5	0	.643
St. Louis	8	5	1	.615
Washington	6	8	0	.429
Philadelphia	3	10	1	.231

NFC CENTRAL	W	L	T	Pct
Minnesota	12	2	0	.857
* Detroit	10	4	0	.714
Chicago	6	8	0	.429
Green Bay	6	8	0	.429

NFC WEST	W	L	T	Pct
San Francisco	10	3	1	.769
Los Angeles	9	4	1	.692
Atlanta	4	8	2	.333
New Orleans	2	11	1	.154

\* Wild Card for Playoffs



# 1969 SEASON (6-6-2 REGULAR SEASON, 0-1 PLAYOFFS) • 2ND PLACE AFL EAST

DATE	OPPONENT	SCORE	W/L	ATT
Sep. 14	at Oakland	17-21	L	49,361
Sep. 21	at Buffalo	17-3	W	40,146
Sep. 28	MIAMI	22-10	W	41,086
Oct. 5	BUFFALO	28-14	W	46,485
Oct. 12	at Kansas City	0-24	L	45,805
Oct. 19	at New York	17-26	L	63,841
Oct. 26	DENVER	24-21	W	45,348
Nov. 2	at Boston	0-24	L	19,006
Nov. 9	CINCINNATI	31-31	T	45,298
Nov. 16	at Denver	20-20	T	45,002
Nov. 23	at Miami	32-7	W	27,218
Nov. 27	SAN DIEGO	17-21	L	40,065
Dec. 6	NEW YORK	26-34	L	51,923
Dec. 14	BOSTON	27-23	W	39,215
Dec. 21	at Oakland	7-56	L	53,539

	TITANS	OPP
<b>Total First Downs</b>	<b>256</b>	<b>183</b>
Rushing	95	77
Passing	146	93
Penalty	15	13
3rd Down: Made/Att	--	--
4th Down: Made/Att	--	--
<b>Possession Avg.</b>	<b>25:43</b>	<b>34:17</b>
<b>Total Net Yards</b>	<b>4531</b>	<b>3773</b>
Avg. Per Game	323.6	269.5
Total Plays	965	833
Avg. Per Play	4.7	4.5
<b>Net Yards Rushing</b>	<b>1706</b>	<b>1556</b>
Avg. Per Game	121.9	111.1
Total Rushes	440	430
<b>Net Yards Passing</b>	<b>2825</b>	<b>2217</b>
Avg. Per Game	201.8	158.4
Sacked/Yards Lost	36/322	32/278
Gross Yards	3147	2495
Att./Comp.	489/239	371/167
Completion Pct.	48.9	45.0
Had Intercepted	31	23
<b>Punts/Average</b>	<b>70/38.9</b>	<b>85/43.1</b>
<b>Net Punting Avg.</b>	<b>70/35.8</b>	<b>85/36.8</b>
<b>Penalties/Yards</b>	<b>70/730</b>	<b>61/592</b>
<b>Fumbles/Ball Lost</b>	<b>24/17</b>	<b>27/17</b>
<b>Touchdowns</b>	<b>31</b>	<b>33</b>
Rushing	12	10
Passing	15	18
Returns	4	5

BY PERIODS	1	2	3	4	OT	PTS
Oilers	28	84	58	108	0	278
Opponents	92	82	51	54	0	279

SCORING	TD	RU	PA	RT	PAT	FG	S	TP
Gerela	0	0	0	0	29/29	19/40	0	86
Hopkins	5	4	1	0	0	0	0	30
LeVias	5	0	5	0	0	0	0	30
Beirne	4	0	4	0	0	0	0	26
Granger	4	3	1	0	0	0	0	24
Beathard	2	2	0	0	0	0	0	12
Reed	2	0	2	0	0	0	0	12
Trull	2	2	0	0	0	0	0	12
Campbell	1	1	0	0	0	0	0	6
Domres	1	0	0	1	0	0	0	6
Haik	1	0	1	0	0	0	0	6
Houston	1	0	0	1	0	0	0	6
Johnson	1	0	1	0	0	0	0	6
Moore	1	0	0	1	0	0	0	6
Peacock	1	0	0	1	0	0	0	6
Betha	0	0	0	0	1	2	0	2
Richardson	0	0	0	0	0	2	0	2
<b>Oilers</b>	<b>31</b>	<b>12</b>	<b>15</b>	<b>0</b>	<b>29/29</b>	<b>19/40</b>	<b>1</b>	<b>278</b>
<b>Opponents</b>	<b>33</b>	<b>10</b>	<b>18</b>	<b>5</b>	<b>33/33</b>	<b>16/30</b>	<b>0</b>	<b>279</b>

2-Pt Conversions: Beirne, Richardson Oilers 2-2, Opponents 0-0

RUSHING	No	Yds	Avg	Lg	TD
Granger	186	740	4.0	23	3
Hopkins	131	473	3.6	43t	4
Burrell	41	147	3.6	19	0

PASSING	Att	Cmp	Pct	Yards	Yds/Att	TD	Int	Lg	Sk/Yds	Rating
Beathard	370	180	48.6	2455	6.64	10	21	86t	22/205	55.6
Trull	75	34	45.3	469	6.25	3	6	57	11/85	45.9
Davis	42	25	59.5	223	5.31	2	4	22	3/32	50.1
LeVias	2	0	0.0	0	0.00	0	0	0	0/0	39.6
<b>Oilers</b>	<b>489</b>	<b>239</b>	<b>48.9</b>	<b>3147</b>	<b>6.44</b>	<b>15</b>	<b>31</b>	<b>86t</b>	<b>36/322</b>	<b>53.4</b>
<b>Opponents</b>	<b>371</b>	<b>167</b>	<b>45.0</b>	<b>2495</b>	<b>6.73</b>	<b>18</b>	<b>23</b>	<b>79t</b>	<b>32/278</b>	<b>58.0</b>

Campbell	28	98	3.5	10	1
Beathard	19	89	4.7	16	2
Richardson	5	51	10.2	28	0
Johnson	11	42	3.8	9	0
Trull	8	25	3.1	7	2
Haik	2	21	10.5	11	0
LeVias	6	18	3.0	10	0
Davis	3	2	0.7	4	0
<b>Oilers</b>	<b>440</b>	<b>1706</b>	<b>3.9</b>	<b>43t</b>	<b>12</b>
<b>Opponents</b>	<b>430</b>	<b>1556</b>	<b>3.6</b>	<b>56</b>	<b>10</b>

RECEIVING	No	Yds	Avg	Lg	TD
Reed	51	664	13.0	43t	2
LeVias	42	696	16.6	86t	5
Beirne	42	540	12.9	37t	4
Hopkins	29	338	11.7	56	1
Haik	27	375	13.9	42	1
Granger	27	330	12.2	53	1
Campbell	7	82	11.7	37	0
Joiner	7	77	11.0	16	0
Burrell	5	28	5.6	8	0
Johnson	2	17	8.5	16	1
<b>Oilers</b>	<b>239</b>	<b>3147</b>	<b>13.2</b>	<b>86t</b>	<b>15</b>
<b>Opponents</b>	<b>167</b>	<b>2495</b>	<b>14.9</b>	<b>79t</b>	<b>18</b>

INTERCEPTIONS	No	Yds	Avg	Lg	TD
Farr	6	48	8.0	35	0
Houston	4	87	21.8	51t	1
Moore	4	71	17.8	51t	1
Hicks	4	36	9.0	20	0
Peacock	2	56	28.0	39	0
Webster	2	35	17.5	26	0
Underwood	1	2	2.0	2	0
<b>Oilers</b>	<b>23</b>	<b>335</b>	<b>14.6</b>	<b>51t</b>	<b>2</b>
<b>Opponents</b>	<b>31</b>	<b>441</b>	<b>14.2</b>	<b>57t</b>	<b>3</b>

PUNTING	No	Yds	Avg	Net	TB	In	Lg	B
Gerela	41	1656	40.4	37.0	0	0	70	0
Burrell	29	1066	36.8	34.1	1	0	56	0
<b>Oilers</b>	<b>70</b>	<b>2722</b>	<b>38.9</b>	<b>35.8</b>	<b>1</b>	<b>0</b>	<b>70</b>	<b>0</b>
<b>Opponents</b>	<b>85</b>	<b>3660</b>	<b>43.1</b>	<b>36.8</b>	<b>7</b>	<b>0</b>	<b>78</b>	<b>0</b>

PUNT RETURNS	No	FC	Yds	Avg	Lg	TD
LeVias	35	11	292	8.3	46	0
Richardson	7	7	93	13.3	27	0
Burrell	1	0	6	6.0	6	0
<b>Oilers</b>	<b>43</b>	<b>18</b>	<b>391</b>	<b>9.1</b>	<b>46</b>	<b>0</b>
<b>Opponents</b>	<b>37</b>	<b>14</b>	<b>196</b>	<b>5.3</b>	<b>34</b>	<b>0</b>

KICKOFF RETURNS	No	Yds	Avg	Lg	TD
LeVias	38	940	24.7	87	0
Burrell	5	101	20.2	32	0
Joiner	3	73	24.3	28	0
Reed	3	0	0.0	0	0
Houston	0	27	--	20	0
<b>Oilers</b>	<b>49</b>	<b>1141</b>	<b>23.3</b>	<b>87</b>	<b>0</b>
<b>Opponents</b>	<b>38</b>	<b>792</b>	<b>20.8</b>	<b>51</b>	<b>0</b>

FIELD GOALS	1-19	20-29	30-39	40-49	50+
Gerela	9/9	5/6	3/12	1/8	1/5
<b>Oilers</b>	<b>9/9</b>	<b>5/6</b>	<b>3/12</b>	<b>1/8</b>	<b>1/5</b>
<b>Opponents</b>	<b>8/9</b>	<b>3/7</b>	<b>3/5</b>	<b>2/9</b>	<b>0/0</b>

**Gerela:** (59N, 51N, 28G) (23N, 21G) (38G, 17G, 17G, 31G, 30G) (45N, 42N, 54N, 39N) (35N, 41N) (35N, 12G) (44N, 39N, 22G) (35N) (37B, 30B, 60N, 50G) (38N, 47N, 46N, 18G, 19G) (21G, 10G, 18G) (42G) (24G) (48N, 30N, 13G, 19G)  
**Opponents:** (47N, 37N, 27N) (14G) (42B, 17G) (44N) (22N, 30G) (45N, 17G, 48G, 45G, 21G) (40N, 21N) (30N, 41N, 30G) (18G) (47N, 27G, 9G) ( ) (25B) (10N, 10G, 38G) (10G, 19G, 27G)

**SACKS**  
 records not available  
**Oilers 32.0, Opponents 36.0**

**TACKLES (Solo-Assists-Total)**  
 records not available

### USUAL STARTING LINEUP

**OFFENSE**

**WR** Jim Beirne (81)  
**LT** Walt Suggs (76)  
**LG** Tom Regner (60)  
**C** Bobby Maples (50)  
**RG** Sonny Bishop (66)  
**RT** Glen Ray Hines (78)  
**TE** Alvin Reed (89)  
**WR** Mac Haik (86)  
**Jerry LeVias (23)**  
**QB** Pete Beathard (11)  
**RB** Roy Hopkins (36)  
**FB** Hoyle Granger (32)

**DEFENSE**

**LE** Pat Holmes (79)  
**LT** Carel Stith (70)  
**RT** Tom Domres (71)  
**RE** Elvin Betha (65)  
**LLB** George Webster (90)  
**MLB** Garland Boyette (52)  
**RLB** Olen Underwood (56)  
**LCB** Miller Farr (20)  
**RCB** Zeke Moore (22)  
**SS** Ken Houston (29)  
**FS** W.K. Hicks (33)  
 Johnny Peacock (44)

**SPECIALISTS**

**K** Roy Gerela (3)  
**P** Roy Gerela (3)  
 Ode Burrell (25)

### AFL All-Star Game

All-AFL

**GM:** Don Klosterman; **Head Coach:** Wally Lemm  
**Asst. Coaches:** Joe Childress (off. backs), Hugh Devore (LB), F.A. Dry (OL), Bud McFadin (DL), Fran Poltfoot (WR), Walt Schlinkman (DB)

### AMERICAN FOOTBALL LEAGUE STANDINGS

EASTERN DIVISION	W	L	T	Pct
N.Y. Jets	10	4	0	.714
<b>Houston</b>	<b>6</b>	<b>6</b>	<b>2</b>	<b>.500</b>
Boston Patriots	4	10	0	.286
Buffalo	4	10	0	.286
Miami	3	10	1	.231

WESTERN DIVISION	W	L	T	Pct
Oakland	12	1	1	.923
Kansas City	11	3	0	.786
San Diego	8	6	0	.571
Denver	5	8	1	.385
Cincinnati	4	9	1	.308

**DIVISIONAL PLAYOFFS**  
 Kansas City 13, N.Y. JETS 6; OAKLAND 56, Houston 7

**AFL CHAMPIONSHIP**  
 Kansas City 17, OAKLAND 7

# 1968 SEASON (7-7 REGULAR SEASON, 0-0 PLAYOFFS) • 2ND PLACE AFL EAST

DATE	OPPONENT	SCORE	W/L	ATT
Sep. 9	KANSAS CITY	21-26	L	45,083
Sep. 14	at Miami	24-10	W	40,067
Sep. 21	at San Diego	14-30	L	46,217
Sep. 29	OAKLAND	15-24	L	46,098
Oct. 6	MIAMI	7-24	L	36,109
Oct. 13	at Boston	16-0	W	32,502
Oct. 20	NEW YORK	14-20	L	51,710
Oct. 27	at Buffalo	30-7	W	34,339
Nov. 3	at Cincinnati	27-17	W	24,012
Nov. 10	at New York	7-26	L	60,242
Nov. 17	DENVER	38-17	W	36,075
Nov. 28	at Kansas City	10-24	L	48,493
Dec. 7	BUFFALO	35-6	W	34,110
Dec. 15	BOSTON	45-17	W	34,198

	TITANS	OPP
<b>Total First Downs</b>	<b>240</b>	<b>198</b>
Rushing	99	89
Passing	128	96
Penalty	13	13
3rd Down: Made/Att	--	--
4th Down: Made/Att	--	--
<b>Possession Avg.</b>	<b>34:17</b>	<b>25:43</b>
<b>Total Net Yards</b>	<b>4352</b>	<b>3375</b>
Avg. Per Game	310.9	241.1
Total Plays	905	854
Avg. Per Play	4.8	4.0
<b>Net Yards Rushing</b>	<b>1804</b>	<b>1704</b>
Avg. Per Game	128.9	121.7
Total Rushes	462	462
<b>Net Yards Passing</b>	<b>2548</b>	<b>1671</b>
Avg. Per Game	182.0	119.4
Sacked/Yards Lost	29/316	33/332
Gross Yards	2864	2003
Att./Comp.	414/191	359/158
Completion Pct.	46.1	44.0
Had Intercepted	25	20
<b>Punts/Average</b>	<b>73/41.2</b>	<b>88/44.1</b>
<b>Net Punting Avg.</b>	<b>73/34.1</b>	<b>88/37.9</b>
<b>Penalties/Yards</b>	<b>61/644</b>	<b>54/526</b>
<b>Fumbles/Ball Lost</b>	<b>28/13</b>	<b>17/10</b>
<b>Touchdowns</b>	<b>38</b>	<b>26</b>
Rushing	16	9
Passing	17	13
Returns	5	4

BY PERIODS	1	2	3	4	OT	PTS
Oilers	65	81	55	102	0	303
Opponents	37	75	58	78	0	248

SCORING	TD	RU	PA	RT	PAT	FG	S	TP
Walker	0	0	0		26/26	8/16	0	50
Haik	8	0	8	0			0	48
Granger	7	7	0	0			0	42
Campbell	6	6	0	0			0	36
Reed	5	0	5	0			0	30
Beirne	4	0	4	0			0	24
Wittenborn	0	0	0	0	11/11	4/13	0	23
Beathard	2	2	0	0			0	12
Farr	2	0	0	2			0	12
Houston	2	0	0	2			0	12
Carwell	1	0	0	1			0	6
Davis	1	1	0	0			0	6
Underwood	0	0	0	0			1	2
<b>Oilers</b>	<b>38</b>	<b>16</b>	<b>17</b>	<b>5</b>	<b>37/37</b>	<b>12/29</b>	<b>1</b>	<b>303</b>
<b>Opponents</b>	<b>26</b>	<b>9</b>	<b>13</b>	<b>4</b>	<b>25/25</b>	<b>21/30</b>	<b>1</b>	<b>248</b>

2-Pt Conversions: Oilers 0-1, Opponents 1-1

RUSHING	No	Yds	Avg	Lg	TD
Granger	202	848	4.2	47t	7
Campbell	115	436	3.8	37	6
Blanks	63	169	2.7	10	0
Hopkins	31	104	3.4	18	0
Davis	15	91	6.1	20	1
Beathard	18	79	4.4	20	2
Trull	14	47	3.4	15	0
Norton	1	20	20.0	20	0
Haik	2	7	3.5	5	0
Beirne	1	3	3.0	3	0
<b>Oilers</b>	<b>462</b>	<b>1804</b>	<b>3.9</b>	<b>47t</b>	<b>16</b>
<b>Opponents</b>	<b>462</b>	<b>1704</b>	<b>3.7</b>	<b>38</b>	<b>9</b>

PASSING	Att	Cmp	Pct	Yards	Yds/Att	TD	Int	Lg	Sk/Yds	Rating
Beathard	223	105	47.1	1559	6.99	7	16	66t	14/150	51.0
Trull	105	53	50.5	864	8.23	10	3	60	9/94	98.3
Davis	86	33	38.4	441	5.13	0	6	55	6/72	26.4
<b>Oilers</b>	<b>414</b>	<b>191</b>	<b>46.1</b>	<b>2864</b>	<b>6.92</b>	<b>17</b>	<b>25</b>	<b>66t</b>	<b>29/316</b>	<b>57.9</b>
<b>Opponents</b>	<b>359</b>	<b>158</b>	<b>44.0</b>	<b>2003</b>	<b>5.58</b>	<b>13</b>	<b>20</b>	<b>80t</b>	<b>33/332</b>	<b>50.9</b>

RECEIVING	No	Yds	Avg	Lg	TD
Reed	46	747	16.2	60	5
Haik	32	584	18.3	59t	8
Beirne	31	474	15.3	66t	4
Granger	26	361	13.9	55	0
Campbell	21	234	11.1	39	0
Blanks	13	184	14.2	61	0
Frazier	9	123	13.7	19	0
Taylor	6	90	15.0	35	0
Hopkins	4	40	10.0	26	0
Burrell	2	35	17.5	33	0
Wittenborn	1	-8	-8.0	-8	0
<b>Oilers</b>	<b>191</b>	<b>2864</b>	<b>15.0</b>	<b>66t</b>	<b>17</b>
<b>Opponents</b>	<b>158</b>	<b>2003</b>	<b>12.7</b>	<b>80t</b>	<b>13</b>

INTERCEPTIONS	No	Yds	Avg	Lg	TD
Houston	5	160	32.0	66t	2
Carwell	4	81	20.3	41	1
Farr	3	104	34.7	52t	2
Hicks	3	42	14.0	28	0
Norton	2	0	0.0	0	0
Webster	1	9	9.0	9	0
Boyette	1	0	0.0	0	0
Underwood	1	0	0.0	0	0
<b>Oilers</b>	<b>20</b>	<b>396</b>	<b>19.8</b>	<b>66t</b>	<b>5</b>
<b>Opponents</b>	<b>25</b>	<b>326</b>	<b>13.0</b>	<b>36</b>	<b>2</b>

PUNTING	No	Yds	Avg	Net	TB	In	Lg	B
Norton	73	3008	41.2	34.1	7	0	64	2
<b>Oilers</b>	<b>73</b>	<b>3008</b>	<b>41.2</b>	<b>34.1</b>	<b>7</b>	<b>0</b>	<b>64</b>	<b>2</b>
<b>Opponents</b>	<b>88</b>	<b>3882</b>	<b>44.1</b>	<b>37.9</b>	<b>5</b>	<b>0</b>	<b>70</b>	<b>0</b>

PUNT RETURNS	No	FC	Yds	Avg	Lg	TD
Carwell	27	2	227	8.4	32	0
Blanks	22	6	179	8.1	39	0
Burrell	2	2	26	13.0	15	0
Moore	1	0	11	11.0	11	0
<b>Oilers</b>	<b>52</b>	<b>10</b>	<b>443</b>	<b>8.5</b>	<b>39</b>	<b>0</b>
<b>Opponents</b>	<b>40</b>	<b>7</b>	<b>379</b>	<b>9.5</b>	<b>67t</b>	<b>1</b>

KICKOFF RETURNS	No	Yds	Avg	Lg	TD
Moore	32	787	24.6	45	0
Carwell	15	335	22.3	38	0
Burrell	2	70	35.0	40	0
Robertson	2	9	4.5	9	0
Hopkins	1	21	21.0	21	0
<b>Houston</b>	<b>1</b>	<b>13</b>	<b>13.0</b>	<b>13</b>	<b>0</b>
<b>Oilers</b>	<b>53</b>	<b>1235</b>	<b>23.3</b>	<b>45</b>	<b>0</b>

FIELD GOALS	1-19	20-29	30-39	40-49	50+
Walker	3/3	2/3	2/3	1/6	0/1
Wittenborn	1/2	1/2	1/3	1/4	0/2
<b>Oilers</b>	<b>4/5</b>	<b>3/5</b>	<b>3/6</b>	<b>2/10</b>	<b>0/3</b>
<b>Opponents</b>	<b>4/5</b>	<b>8/10</b>	<b>7/8</b>	<b>2/6</b>	<b>0/1</b>

**Walker:** ( ) ( ) ( ) ( ) ( ) (21N) (44B, 42N, 39G, 22G, 19G) (27G, 41G) ( ) (18G) (45N, 39G) (37N, 47N) (54N, 42N, 16G)  
**Wittenborn:** (47N) (52N, 32N, 34G) (36N) (40N) (53N, 22N) (13B, 40B, 44G, 15G, 25G) ( ) ( ) ( ) ( ) ( ) ( )  
**Opponents:** (27G, 33G, 26G, 32G) (22G) (35G, 23G, 48G) (34G) (29N, 31G) (49N) (12G) (45N) (16N, 42N, 28G) (20N, 14G, 32G, 28G, 21G) (34N, 12G) (50N, 17G) (40N, 28G, 36G) (42G)

**SACKS**  
 records not available  
**Oilers 33.0, Opponents 29.0**

**TACKLES (Solo-Assists-Total)**  
 records not available

### USUAL STARTING LINEUP

**OFFENSE**

WR Jim Beirne (81)  
 LT **Walt Suggs (76)**  
 LG Tom Regner (60)  
 C **Bobby Maples (50)**  
 RG **Sonny Bishop (66)**  
 RT **Glen Ray Hines (78)**  
 TE **Alvin Reed (89)**  
 WR Mac Haik (86)  
 QB Pete Beathard (11)  
 Don Trull (10)  
 RB Sid Blanks (42)  
 Woody Campbell (35)  
 FB **Hoyle Granger (32)**

**DEFENSE**

LE **Pat Holmes (79)**  
 LT Willie Parker (74)  
 RT George Rice (72)  
 RE Elvin Bethea (65)  
**LLB George Webster (90)**  
**MLB Garland Boyette (52)**  
 RLB Olen Underwood (56)  
**LCB Miller Farr (20)**  
 RCB Larry Carwell (41)  
**SS Ken Houston (29)**  
 FS W.K. Hicks (33)

**SPECIALISTS**

K Wayne Walker (15)  
 John Wittenborn (67)  
 P Jim Norton (43)

**AFL All-Star Game**  
 All-AFL

GM: Don Klosterman; **Head Coach:** Wally Lemm  
**Asst. Coaches:** Joe Childress (off. backs), Hugh Devore (general coaching), F.A. Dry (OL), Bud McFadin (DL), Fran Polsfoot (WR), Walt Schlinkman (DB)

### AMERICAN FOOTBALL LEAGUE STANDINGS

EASTERN DIVISION				
W	L	T	Pct	
N.Y. Jets	11	3	0	.786
<b>Houston</b>	<b>7</b>	<b>7</b>	<b>0</b>	<b>.500</b>
Miami	5	8	1	.385
Boston Patriots	4	10	0	.286
Buffalo	1	12	1	.077

WESTERN DIVISION				
W	L	T	Pct	
Oakland	12	2	0	.857
Kansas City	12	2	0	.857
San Diego	9	5	0	.643
Denver	5	9	0	.357
Cincinnati	3	11	0	.214

**WESTERN DIVISION PLAYOFF**  
 OAKLAND 41, Kansas City 6

**AFL CHAMPIONSHIP**  
 N.Y. JETS 27, Oakland 23

# 1967 SEASON (9-4-1 REGULAR SEASON, 0-1 PLAYOFFS) • 1ST PLACE AFL EAST

DATE	OPPONENT	SCORE	W/L	ATT
Sep. 9	KANSAS CITY	20-25	L	28,003
Sep. 17	at Buffalo	20-3	W	41,384
Sep. 24	at San Diego	3-13	L	36,032
Oct. 1	DENVER	10-6	W	21,798
Oct. 15	at New York	28-28	T	62,729
Oct. 22	at Kansas City	24-19	W	46,365
Oct. 29	BUFFALO	10-3	W	30,060
Nov. 5	at Boston	7-18	L	19,422
Nov. 12	at Denver	20-18	W	30,392
Nov. 26	BOSTON	27-6	W	28,044
Dec. 3	MIAMI	17-14	W	20,979
Dec. 10	OAKLAND	7-19	L	36,375
Dec. 16	SAN DIEGO	24-17	W	19,870
Dec. 23	at Miami	41-10	W	25,982
Dec. 31	at Oakland	7-40	L	53,330

	TITANS	OPP
<b>Total First Downs</b>	<b>207</b>	<b>233</b>
Rushing	111	86
Passing	86	126
Penalty	10	21
3rd Down: Made/Att	--	--
4th Down: Made/Att	--	--
<b>Possession Avg.</b>	<b>34:17</b>	<b>25:43</b>
<b>Total Net Yards</b>	<b>3503</b>	<b>4055</b>
Avg. Per Game	250.2	289.6
Total Plays	828	910
Avg. Per Play	4.2	4.5
<b>Net Yards Rushing</b>	<b>2122</b>	<b>1637</b>
Avg. Per Game	151.6	116.9
Total Rushes	476	424
<b>Net Yards Passing</b>	<b>1381</b>	<b>2418</b>
Avg. Per Game	98.6	172.7
Sacked/Yards Lost	20/151	25/201
Gross Yards	1532	2619
Att./Comp.	332/145	461/228
Completion Pct.	43.1	49.5
Had Intercepted	20	26
<b>Punts/Average</b>	<b>71/42.6</b>	<b>63/41.0</b>
<b>Net Punting Avg.</b>	<b>71/35.5</b>	<b>63/35.0</b>
<b>Penalties/Yards</b>	<b>61/698</b>	<b>59/614</b>
<b>Fumbles/Ball Lost</b>	<b>17/7</b>	<b>29/13</b>
<b>Touchdowns</b>	<b>31</b>	<b>18</b>
Rushing	12	7
Passing	11	10
Returns	8	1

BY PERIODS	1	2	3	4	OT	PTS
Oilers	40	89	65	64	0	258
Opponents	28	56	42	73	0	199

SCORING	TD	RU	PA	RT	PAT	FG	S	TP
Wittenborn	0	0	0	0	30/30	14/28	0	72
Granger	9	6	3	0			0	54
Campbell	6	4	2	0			0	36
Farr	3	0	0	3			0	18
Houston	3	0	0	3			0	18
Blanks	2	1	1	0			0	12
Bass	1	0	1	0			0	6
Beathard TM	1	1	0	0			0	6
Frazier	1	0	1	0			0	6
Ledbetter TM	1	0	1	0			0	6
Moore	1	0	0	1			0	6
Norton	1	0	0	1			0	6
Reed	1	0	1	0			0	6
Taylor	1	0	1	0			0	6
Oilers	31	12	11	8	30/30	14/28	0	258
Opponents	18	7	10	1	14/14	23/42	1	199

2-Pt Conversions: Oilers 0-1, Opponents 3-4

RUSHING	No	Yds	Avg	Lg	TD
Granger	236	1194	5.1	67	6
Campbell	110	511	4.6	42	4
Blanks	66	206	3.1	16	1
Beathard LG	32	133	4.2	23	1
Beathard TM	32	133	4.2	23	1
Hopkins	13	42	3.2	19	0
Davis	5	23	4.6	10	0
Elkins	2	19	9.5	14	0
Lee TM	5	0	0.0	7	0
Burrell	3	-3	-1.0	2	0
Trull TM	3	-5	-1.7	7	0
Norton	1	-7	-7.0	-7	0
Oilers	476	2122	4.5	67	12
Opponents	424	1637	3.9	35	7

PASSING	Att	Cmp	Pct	Yards	Yds/Att	TD	Int	Lg	Sk/Yds	Rating
Beathard LG	231	94	40.7	1114	4.82	9	14	43t	15/125	43.8
Beathard TM	229	94	41.0	1114	4.86	9	14	43t	14/111	44.2
Lee TM	72	36	50.0	309	4.29	2	4	53	2/12	47.7
Davis	19	9	47.4	71	3.74	0	2	17	2/10	17.5
Trull TM	11	4	36.4	38	3.45	0	0	16	2/18	46.8
Campbell	1	0	0.0	0	0.00	0	0	0	0/0	39.6
Oilers	332	143	43.1	1532	4.61	11	20	53	20/151	43.1
Opponents	461	228	49.5	2619	5.68	10	26	44t	25/201	50.7

RECEIVING	No	Yds	Avg	Lg	TD
Granger	31	300	9.7	43t	3
Frazier	23	253	11.0	53	1
Taylor	18	233	12.9	23	1
Campbell	17	136	8.0	32	2
Burrell	12	193	16.1	39	0
Reed	11	144	13.1	20	1
Blanks	11	93	8.5	39t	1
Bass	5	42	8.4	15	1
Poole	4	55	13.8	18	0
Ledbetter TM	4	43	10.8	16	1
Oilers	3	32	10.7	16	0
Hopkins	3	9	3.0	7	0
Lee TM	1	-1	-1.0	-1	0
Oilers	143	1532	10.7	53	11
Opponents	228	2619	11.5	44t	10

INTERCEPTIONS	No	Yds	Avg	Lg	TD
Farr	10	264	26.4	67	3
Norton	6	73	12.2	26	1
Houston	4	151	37.8	78	2
Hicks	3	122	40.7	62	0
Webster	1	23	23.0	23	0
Underwood	1	8	8.0	8	0
Jancik	1	4	4.0	4	0
Carwell	0	31	--	31	0
Oilers	26	676	26.0	78	6
Opponents	20	156	7.8	32t	1

PUNTING	No	Yds	Avg	Net	TB	In	Lg	B
Norton	71	3025	42.6	35.5	6	0	58	1
Oilers	71	3025	42.6	35.5	6	0	58	1
Opponents	63	2583	41.0	35.0	6	0	71	1

PUNT RETURNS	No	FC	Yds	Avg	Lg	TD
Carwell	9	4	154	17.1	54	0
Jancik	6	2	19	3.2	19	0
Moore	5	1	82	16.4	46	0
Blanks	0	2	0	--	--	0
Burrell	0	5	0	--	--	0
Oilers	20	14	255	12.8	54	0
Opponents	41	12	383	9.3	52	0

KICKOFF RETURNS	No	Yds	Avg	Lg	TD
Jancik	16	349	21.8	49	0
Moore	14	405	28.9	92t	1
Carwell	8	164	20.5	27	0
Houston	2	40	20.0	24	0
Campbell	1	19	19.0	19	0
Farr	1	17	17.0	17	0
Hopkins	1	26	26.0	26	0
Reed	1	0	0.0	0	0
Oilers	44	1020	23.2	92t	1
Opponents	51	950	18.6	37	0

FIELD GOALS	1-19	20-29	30-39	40-49	50+
Wittenborn	2/2	5/5	3/6	4/11	0/4
Oilers	2/2	5/5	3/6	4/11	0/4
Opponents	7/8	1/5	5/9	9/15	1/5

**Wittenborn:** ( ) (22G, 42G) (31G, 52N) (31N, 46N, 16G) (42N, 52N) (45G) (25G) ( ) (41G, 15G, 51N, 44B, 57N) (47G, 44N, 23G) (32N, 41N, 20G) (46N) (31G) (29G, 38N, 48N, 38G)  
**Opponents:** (54G, 25B) (47G, 40N) (14G, 42G, 38N) (46N, 41B, 41N, 38G, 31G) (10G, 27G, 34B, 44N) (40G, 13G, 39B) (47G, 22N) (40G, 12G, 18G, 13B, 50N) (36N, 29N, 43G) (40G, 30G, 50N, 51N) (51N, 24N) (12G, 46N, 32G, 31G, 45G) (18G) (48G)

**SACKS**  
 records not available  
**Oilers 25.0, Opponents 20.0**

**TACKLES (Solo-Assists-Total)**  
 records not available

### USUAL STARTING LINEUP

**OFFENSE**

WR Charles Frazier (28)  
**LT Walt Suggs (76)**  
**LG Bob Talamini (61)**  
 C Bobby Maples (50)  
 RG Sonny Bishop (66)  
 RT Glen Ray Hines (78)  
 TE Alvin Reed (89)  
 WR Ode Burrell (25)  
 QB Pete Beathard (11)  
**RB Woody Campbell (35)**  
**FB Hoyle Granger (32)**

**DEFENSE**

**LE Pat Holmes (79)**  
 LT Willie Parker (74)  
 RT George Rice (72)  
 RE Don Floyd (75)  
**LLB George Webster (90)**  
 MLB Garland Boyette (52)  
 RLB Olen Underwood (56)  
**LCB Miller Farr (20)**  
 RCB W.K. Hicks (33)  
 SS Ken Houston (29)  
**FS Jim Norton (43)**

**SPECIALISTS**

K John Wittenborn (67)  
 P Jim Norton (43)

**AFL All-Star Game**  
 All-AFL

**GM:** Don Klosterman; **Head Coach:** Wally Lemm  
**Asst. Coaches:** Joe Childress (off. backs), Hugh Devore (WR), F.A. Dry (OL), Bud McFadin (DL), Wayne Robinson (LB), Walt Schlinkman (DB)

### AMERICAN FOOTBALL LEAGUE STANDINGS

EASTERN DIVISION		W	L	T	Pct
Houston	9	4	1		.692
N.Y. Jets	8	5	1		.615
Buffalo	4	10	0		.286
Miami	4	10	0		.286
Boston	3	10	1		.231

WESTERN DIVISION		W	L	T	Pct
Oakland	13	1	0		.929
Kansas City	9	5	0		.643
San Diego	8	5	1		.615
Denver	3	11	0		.214

**AFL CHAMPIONSHIP**  
 OAKLAND 40, Houston 7

# 1966 SEASON (3-II REGULAR SEASON, 0-0 PLAYOFFS) • 4TH PLACE AFL EAST

DATE	OPPONENT	SCORE	W/L	ATT
Sep. 3	DENVER	45-7	W	30,156
Sep. 10	OAKLAND	31-0	W	31,763
Sep. 18	at New York	13-52	L	54,681
Sep. 25	at Buffalo	20-27	L	42,526
Oct. 2	at Denver	38-40	L	27,203
Oct. 16	NEW YORK	24-0	W	30,823
Oct. 23	MIAMI	13-20	L	23,173
Oct. 30	at Kansas City	23-48	L	31,676
Nov. 6	at Oakland	23-38	L	34,102
Nov. 13	at Boston	21-27	L	23,426
Nov. 20	BUFFALO	20-42	L	27,312
Dec. 4	SAN DIEGO	22-28	L	17,569
Dec. 11	BOSTON	14-38	L	17,100
Dec. 18	at Miami	28-29	L	20,045

	TITANS	OPP
<b>Total First Downs</b>	<b>246</b>	<b>244</b>
Rushing	76	88
Passing	144	131
Penalty	26	25
3rd Down: Made/Att	--	--
4th Down: Made/Att	--	--
<b>Possession Avg.</b>	<b>--</b>	<b>--</b>
<b>Total Net Yards</b>	<b>4412</b>	<b>4995</b>
Avg. Per Game	315.1	356.8
Total Plays	926	881
Avg. Per Play	4.8	5.7
<b>Net Yards Rushing</b>	<b>1515</b>	<b>1833</b>
Avg. Per Game	108.2	130.9
Total Rushes	413	422
<b>Net Yards Passing</b>	<b>2897</b>	<b>3162</b>
Avg. Per Game	206.9	225.9
Sacked/Yards Lost	28/271	21/228
Gross Yards	3168	3390
Att./Comp.	485/226	438/209
Completion Pct.	46.6	47.7
Had Intercepted	28	18
<b>Punts/Average</b>	<b>69/42.1</b>	<b>68/40.0</b>
<b>Net Punting Avg.</b>	<b>69/37.4</b>	<b>68/35.3</b>
<b>Penalties/Yards</b>	<b>71/682</b>	<b>69/725</b>
<b>Fumbles/Ball Lost</b>	<b>19/12</b>	<b>25/13</b>
<b>Touchdowns</b>	<b>41</b>	<b>50</b>
Rushing	11	10
Passing	29	35
Returns	1	5

BY PERIODS	1	2	3	4	OT	PTS
Oilers	51	107	56	121	0	335
Opponents	54	156	93	93	0	396

SCORING	TD	RU	PA	RT	PAT	FG	S	TP
Blanda	0	0	0	0	39/40	16/30	0	87
Frazier	12	0	12	0			0	72
Trull	7	7	0	0			0	42
Burrell	5	0	5	0			0	30
Elkins	3	0	3	0			0	18
Hennigan	3	0	3	0			0	18
Johnson	3	3	0	0			0	18
McLeod	3	0	3	0			0	18
Blanks	2	0	2	0			0	12
Granger	2	1	1	0			0	12
Cline TM	1	0	0	1			0	6
Oilers	41	11	29	1	39/40	16/30	1	335
Opponents	50	10	35	5	49/49	15/30	0	396

2-Pt Conversions: Oilers 0-0, Opponents 1-1

RUSHING	No	Yds	Avg	Lg	TD
Burrell	122	406	3.3	45	0
Granger	56	388	6.9	69t	1
Blanks	71	235	3.3	30	0
Johnson	70	226	3.2	28t	3
Trull	38	139	3.7	23t	7
Tolar	46	105	2.3	17	0
Stone	6	18	3.0	12	0
Blanda	3	1	0.3	1	0
Lee	1	-3	-3.0	-3	0
Oilers	413	1515	3.7	69t	11
Opponents	422	1833	4.3	77t	10

PASSING	Att	Cmp	Pct	Yards	Yds/Att	TD	Int	Lg	Sk/Yds	Rating
Blanda	271	122	45.0	1764	6.51	17	21	79t	--	55.3
Trull	172	84	48.8	1200	6.98	10	5	62	--	79.1
Humphrey	32	15	46.9	168	5.25	2	1	32t	--	70.8
Lee	8	4	50.0	27	3.38	0	1	10	--	18.2
Burrell	1	1	100.0	9	9.00	0	0	9	--	104.2
Tolar	1	0	0.0	0	0.00	0	0	0	--	39.6
Oilers	485	226	46.6	3168	6.53	29	28	79t	28/271	64.0
Opponents	438	209	47.7	3390	7.74	35	18	80t	21/228	83.6

RECEIVING	No	Yds	Avg	Lg	TD
Frazier	57	1129	19.8	79t	12
Burrell	33	400	12.1	34	5
Hennigan	27	313	11.6	26	3
McLeod	23	339	14.7	41	3
Elkins	21	283	13.5	62	3
Blanks	19	234	12.3	42t	2
Tolar	13	68	5.2	14	0
Poole	12	131	10.9	19	0
Granger	12	104	8.7	27t	1
Johnson	8	150	18.8	53	0
Stone	1	17	17.0	17	0
Oilers	226	3168	14.0	79t	29
Opponents	209	3390	16.2	80t	35

INTERCEPTIONS	No	Yds	Avg	Lg	TD
Norton	4	125	31.3	56	0
Glick	4	57	14.3	41	0
Hicks	3	12	4.0	12	0
Jancik	2	36	18.0	35	0
Parrish	2	0	0.0	0	0
Cline TM	1	23	23.0	23	0
Caveness	1	6	6.0	6	0
Baker	1	0	0.0	0	0
Oilers	18	259	14.4	56	0
Opponents	28	448	16.0	66t	3

PUNTING	No	Yds	Avg	Net	TB	In	Lg	B
Norton	69	2908	42.1	37.4	3	0	65	0
Oilers	69	2908	42.1	37.4	3	0	65	0
Opponents	68	2720	40.0	35.3	8	0	65	0

PUNT RETURNS	No	FC	Yds	Avg	Lg	TD
Jancik	10	6	62	6.2	28	0
Burrell	8	7	78	9.8	29	0
Trammel	5	3	19	3.8	8	0
Oilers	23	16	159	6.9	29	0
Opponents	37	10	269	7.3	42	0

KICKOFF RETURNS	No	Yds	Avg	Lg	TD
Jancik	34	875	25.7	53	0
Blanks	21	487	23.2	37	0
Boyette	3	42	14.0	18	0
Trammel	3	63	21.0	26	0
Hayes	2	31	15.5	16	0
Burrell	1	16	16.0	16	0
Oilers	64	1514	23.7	53	0
Opponents	60	1385	23.1	100t	2

FIELD GOALS	1-19	20-29	30-39	40-49	50+
Blanda	3/4	0/1	3/7	8/12	2/6
Oilers	3/4	0/1	3/7	8/12	2/6
Opponents	1/1	3/6	4/6	7/13	0/4

**Blanda:** (12N, 45N, 38G, 39G, 38N) (49N, 47G) (48G, 50G) (55N, 47G, 35G) (49G) (8G) (44N, 16G, 43G) (48G, 50N) (44G) (34N, 48N) (49G, 35G) (50N, 35N, 51G, 23B, 9G) (53N)  
**Opponents:** (1) (41N, 48G) (32G) (50N, 47G, 32G) (35G, 31G, 25N, 46G, 52N, 46G) (27N, 49N) (49N, 43G, 42G) (29G, 47G) (48N, 24G) (28G, 44G, 29N) (47B, 50N) (33N) (13G, 35N) (50N)

**SACKS**  
 records not available  
**Oilers 21.0, Opponents 28.0**

**TACKLES (Solo-Assists-Total)**  
 records not available

### USUAL STARTING LINEUP

**OFFENSE**  
**WR Charles Frazier (28)**  
 LT Walt Suggs (76)  
**LG Bob Talamini (61)**  
 C Bobby Maples (50)  
 RG Sonny Bishop (66)  
 RT Glen Ray Hines (78)  
 TE Bob McLeod (81)  
 Bob Poole (88)  
 WR Charlie Hennigan (87)  
 QB George Blanda (16)  
 RB Ode Burrell (25)  
 Sid Blanks (42)  
 FB Charles Tolar (44)

**DEFENSE**  
 LE Gary Cutsinger (80)  
 LT Pat Holmes (79)  
 RT Ernie Ladd (99)  
 RE Don Floyd (75)  
 LLB Johnny Baker (84)  
 MLB Doug Cline (31)  
 Ron Caveness (51)  
 RLB John Meyer (54)  
 LCB Theo Viltz (34)  
**RCB W.K. Hicks (33)**  
 SS Fred Glick (27)  
 FS Jim Norton (43)

**SPECIALISTS**  
 K George Blanda (16)  
 P Jim Norton (43)

### AFL All-Star Game

**GM:** Don Klosterman; **Head Coach:** Wally Lemm  
**Asst. Coaches:** Joe Childress (off. backs), Hugh Devore (WR), F.A. Dry (OL), Bud McFadin (DL), Wayne Robinson (LB), Walt Schlinkman (DB)

### AMERICAN FOOTBALL LEAGUE STANDINGS

EASTERN DIVISION	W	L	T	Pct
Buffalo	9	4	1	.692
Boston Patriots	8	4	2	.677
N.Y. Jets	6	6	2	.500
<b>Houston</b>	<b>3</b>	<b>11</b>	<b>0</b>	<b>.214</b>
Miami	3	11	0	.214

WESTERN DIVISION	W	L	T	Pct
Kansas City	11	2	1	.846
Oakland	8	5	1	.615
San Diego	7	6	1	.538
Denver	4	10	0	.286

**AFL CHAMPIONSHIP**  
 Kansas City 31, BUFFALO 7

# 1965 SEASON (4-10 REGULAR SEASON, 0-0 PLAYOFFS) · 4TH PLACE AFL EAST

DATE	OPPONENT	SCORE	W/L	ATT
Sep. 12	NEW YORK	27-21	W	52,680
Sep. 19	BOSTON	31-10	W	32,445
Sep. 26	at Oakland	17-21	L	18,166
Oct. 3	at San Diego	14-31	L	28,190
Oct. 17	at Denver	17-28	L	32,492
Oct. 24	KANSAS CITY	38-36	W	34,670
Oct. 31	at Buffalo	19-17	W	44,267
Nov. 7	OAKLAND	21-33	L	35,729
Nov. 14	DENVER	21-31	L	28,126
Nov. 21	at New York	14-41	L	55,312
Nov. 28	at Kansas City	21-52	L	16,459
Dec. 5	BUFFALO	18-29	L	23,087
Dec. 12	SAN DIEGO	26-37	L	24,120
Dec. 18	at Boston	14-42	L	14,508

	TITANS	OPP
<b>Total First Downs</b>	<b>227</b>	<b>266</b>
Rushing	63	128
Passing	140	110
Penalty	24	28
3rd Down: Made/Att	--	--
4th Down: Made/Att	--	--
<b>Possession Avg.</b>	<b>30:00</b>	--
<b>Total Net Yards</b>	<b>3991</b>	--
<b>Avg. Per Game</b>	<b>285.1</b>	--
<b>Total Plays</b>	<b>904</b>	--
<b>Avg. Per Play</b>	<b>4.4</b>	--
<b>Net Yards Rushing</b>	<b>1178</b>	--
Avg. Per Game	84.1	--
Total Rushes	323	--
<b>Net Yards Passing</b>	<b>2813</b>	--
Avg. Per Game	200.9	--
Sacked/Yards Lost	31/257	--
Gross Yards	3070	--
Att./Comp.	550/224	--
Completion Pct.	40.7	--
Had Intercepted	35	--
<b>Punts/Average</b>	<b>85/43.7</b>	--
<b>Net Punting Avg.</b>	<b>85/37.8</b>	--
<b>Penalties/Yards</b>	<b>76/841</b>	--
<b>Fumbles/Ball Lost</b>	<b>22/11</b>	--
<b>Touchdowns</b>	<b>37</b>	--
Rushing	10	--
Passing	25	--
Returns	2	--

BY PERIODS	1	2	3	4	OT	PTS
Oilers	51	57	77	113	0	298
Opponents	88	115	65	161	0	429

SCORING	TD	RU	PA	RT	PAT	FG	S	TP
Blanda	0	0	0	0	28/28	11/21	0	61
Wi. Frazier	8	0	8	0			0	48
Burrell	7	3	4	0			0	46
C. Frazier	6	0	6	0			0	36
Spikes	3	3	0	0	6/6	1/2	0	27
Hennigan	4	0	4	0			0	24
Compton	2	0	2	0			0	12
Jackson	2	2	0	0			0	12
Trull	2	2	0	0			0	12
N. Evans	1	0	0	1			0	6
McLeod	1	0	1	0			0	6
Onesti	1	0	0	1			0	6
<b>Oilers</b>	<b>37</b>	<b>10</b>	<b>25</b>	<b>2</b>	<b>34/34</b>	<b>12/23</b>	<b>1</b>	<b>298</b>
<b>Opponents</b>	<b>50</b>	<b>17</b>	<b>27</b>	<b>6</b>	<b>--</b>	<b>--</b>	<b>1</b>	<b>429</b>

2-Pt Conversions: Burrell 2, Oilers 2-3, Opponents 0-0

RUSHING	No	Yds	Avg	Lg	TD
Burrell	130	528	4.1	63t	3
Tolar	73	230	3.2	18	0
Spikes	47	173	3.7	20	3
Trull	29	145	5.0	18	2
Jackson	37	85	2.3	7	2
Hoffman	1	11	11.0	11	0
C. Frazier	1	10	10.0	8	0
Compton	1	2	2.0	2	0
Blanda	4	-6	-1.5	0	0
<b>Oilers</b>	<b>323</b>	<b>1178</b>	<b>3.6</b>	<b>63t</b>	<b>10</b>

PASSING	Att	Cmp	Pct	Yards	Yds/Att	TD	Int	Lg	Sk/Yds	Rating
Blanda	442	186	42.1	2542	5.75	20	30	95t	--	47.9
Trull	107	38	35.5	528	4.93	5	5	57t	--	48.3
Tolar	1	0	0.0	0	0.00	0	0	0	0	39.6
<b>Oilers</b>	<b>550</b>	<b>224</b>	<b>40.7</b>	<b>3070</b>	<b>5.58</b>	<b>25</b>	<b>35</b>	<b>95t</b>	<b>31/257</b>	<b>47.9</b>

RECEIVING	No	Yds	Avg	Lg	TD
Burrell	55	650	11.8	52t	4
Hennigan	41	578	14.1	53	4
C. Frazier	38	717	18.9	64t	6
Wi. Frazier	37	521	14.1	57t	8
Tolar	25	138	5.5	21	0
McLeod	15	226	15.1	49	1
Spikes	8	57	7.1	17	0
Compton	3	140	46.7	95t	2
Jackson	1	31	31.0	31	0
Weir	1	12	12.0	12	0
<b>Oilers</b>	<b>224</b>	<b>3070</b>	<b>13.7</b>	<b>95t</b>	<b>25</b>

INTERCEPTIONS	No	Yds	Avg	Lg	TD
Hicks	9	156	17.3	31	0
Norton	7	52	7.4	18	0
Jancik	4	90	22.5	36	0
Banfield	3	28	9.3	28	0
Glick	2	18	9.0	18	0
Cutsinger	1	72	72.0	72	0
Maples	1	0	0.0	0	0
<b>Oilers</b>	<b>27</b>	<b>416</b>	<b>15.4</b>	<b>72</b>	<b>0</b>

PUNTING	No	Yds	Avg	Net	TB	In	Lg	B
Norton	85	3711	43.7	43.7	0	0	65	1
<b>Oilers</b>	<b>85</b>	<b>3711</b>	<b>43.7</b>	<b>43.7</b>	<b>0</b>	<b>0</b>	<b>65</b>	<b>1</b>

PUNT RETURNS	No	FC	Yds	Avg	Lg	TD
Jancik	12	0	85	7.1	25	0
Glick	7	0	44	6.3	13	0
Jaquess	4	0	17	4.3	11	0
Burrell	3	0	39	13.0	33	0
Hicks	1	0	4	4.0	4	0
Weir	1	0	0	0.0	0	0
<b>Oilers</b>	<b>28</b>	<b>0</b>	<b>189</b>	<b>6.8</b>	<b>33</b>	<b>0</b>

KICKOFF RETURNS	No	Yds	Avg	Lg	TD
Jancik	18	430	23.9	43	0
Jaquess	13	280	21.5	69	0
Weir	10	215	21.5	33	0
Burrell	8	202	25.3	38	0
Hicks	7	181	25.9	40	0
Compton	4	68	17.0	30	0
Glick	4	84	21.0	24	0
Kinderman	4	72	18.0	29	0
Spikes	4	41	10.3	15	0
Jackson	2	39	19.5	25	0
Cheeks	1	19	19.0	19	0
Maples	1	15	15.0	15	0
Williams	1	23	23.0	23	0
<b>Oilers</b>	<b>77</b>	<b>1699</b>	<b>21.7</b>	<b>69</b>	<b>0</b>

FIELD GOALS	1-19	20-29	30-39	40-49	50+
<b>Oilers</b>	<b>5-6</b>	<b>1-1</b>	<b>4-7</b>	<b>3-7</b>	<b>0-2</b>

**Blanda:** (39G, 8G) (36N, 36B, 45G) (44B, 10G) ( ) (37G) (40N) (31G, 30G, 13G, 8G) ( ) ( ) (23N) (46N, 48N) (31B, 41G, 52N) (51N, 40G) ( )  
**Spikes:** ( ) ( ) ( ) ( ) (15G) (16N) ( ) ( ) ( ) ( ) ( ) ( )  
**Opponents:** records not available

**SACKS**  
 records not available  
**Oilers 22.0 Opponents 31.0**

**TACKLES (Solo-Assists-Total)**  
 records not available

### USUAL STARTING LINEUP

OFFENSE	
WR	Charles Frazier (28)
LT	Walt Suggs (76)
<b>LG</b>	<b>Bob Talamini (61)</b>
C	John Frongillo (55)
	Wayne Frazier (56)
RG	Sonny Bishop (66)
RT	Norm Evans (73)
TE	Willie Frazier (83)
<b>WR</b>	<b>Charlie Hennigan (87)</b>
QB	George Blanda (16)
<b>RB</b>	<b>Ode Burrell (25)</b>
FB	Charles Tolar (44)

DEFENSE	
LE	Gary Cutsinger (80)
LT	Bud McFadin (64)
	Scott Appleton (70)
RT	Ed Husmann (82)
RE	Don Floyd (75)
LLB	Johnny Baker (84)
	Bobby Maples (50)
MLB	Doug Cline (31)
RLB	Danny Brabham (85)
LCB	Tony Banfield (40)
RCB	W.K. Hicks (33)
SS	Jim Norton (43)
FS	Fred Glick (27)
	Bobby Jancik (23)

SPECIALISTS	
K	George Blanda (16)
P	Jim Norton (43)

**AFL All-Star Game**  
 All-AFL

**GM:** Carroll Martin; **Head Coach:** Hugh "Bones" Taylor  
**Asst. Coaches:** Sammy Baugh (off. backs), Lou Rymkus (OL), Walt Schlinkman (defense), Joe Spencer (DL)

### AMERICAN FOOTBALL LEAGUE STANDINGS

EASTERN DIVISION	W	L	T	Pct
Buffalo	10	3	1	.769
N.Y. Jets	5	8	1	.385
Boston Patriots	4	8	2	.333
<b>Houston</b>	<b>4</b>	<b>10</b>	<b>0</b>	<b>.286</b>

WESTERN DIVISION	W	L	T	Pct
San Diego	9	2	3	.818
Oakland	8	5	1	.615
Kansas City	7	5	2	.583
Denver	4	10	0	.286

**AFL CHAMPIONSHIP**  
 Buffalo 23, SAN DIEGO 0

# 1964 SEASON (4-10 REGULAR SEASON, 0-0 PLAYOFFS) · 4TH PLACE AFL EAST

DATE	OPPONENT	SCORE	W/L	ATT
Sep. 12	at San Diego	21-27	L	22,632
Sep. 19	OAKLAND	42-28	W	26,482
Sep. 27	at Denver	38-17	W	22,651
Oct. 4	at Kansas City	7-28	L	22,727
Oct. 11	BUFFALO	17-48	L	26,218
Oct. 17	at New York	21-24	L	32,840
Oct. 25	SAN DIEGO	17-20	L	21,671
Nov. 1	at Buffalo	10-24	L	40,119
Nov. 6	at Boston	24-25	L	28,161
Nov. 15	at Oakland	10-20	L	16,375
Nov. 22	KANSAS CITY	19-28	L	17,782
Nov. 29	BOSTON	17-34	L	17,560
Dec. 13	NEW YORK	33-17	W	16,225
Dec. 20	DENVER	34-15	W	15,839

	TITANS	OPP
<b>Total First Downs</b>	<b>284</b>	<b>274</b>
Rushing	80	102
Passing	186	155
Penalty	18	17
3rd Down: Made/Att	--	--
4th Down: Made/Att	--	--
Possession Avg.	--	--
<b>Total Net Yards</b>	<b>4874</b>	<b>--</b>
Avg. Per Game	348.1	--
Total Plays	942	--
Avg. Per Play	5.2	--
<b>Net Yards Rushing</b>	<b>1347</b>	<b>--</b>
Avg. Per Game	96.2	--
Total Rushes	327	--
<b>Net Yards Passing</b>	<b>3527</b>	<b>--</b>
Avg. Per Game	251.9	--
Sacked/Yards Lost	23/207	--
Gross Yards	3734	--
Att./Comp.	592/299	--
Completion Pct.	50.5	--
Had Intercepted	29	--
<b>Punts/Average</b>	<b>55/41.2</b>	<b>--</b>
<b>Net Punting Avg.</b>	<b>55/35.9</b>	<b>--</b>
<b>Penalties/Yards</b>	<b>70/683</b>	<b>--</b>
<b>Fumbles/Ball Lost</b>	<b>24/15</b>	<b>--</b>
<b>Touchdowns</b>	<b>39</b>	<b>--</b>
Rushing	14	--
Passing	19	--
Returns	6	--

BY PERIODS	1	2	3	4	OT	PTS
Oilers	96	80	73	61	0	310
Opponents	73	130	62	90	0	355

SCORING	TD	RU	PA	RT	PAT	FG	S	TP
Blanda	0	0	0	0	37/38	13/29	0	76
Hennigan	8	0	8	0			0	48
Blanks	7	6	1	0			0	42
Dewveall	4	0	4	0			0	24
Tolar	4	4	0	0			0	24
Jackson TM	3	3	0	0			0	18
W. Frazier	2	0	2	0			0	12
McLeod	2	0	2	0			0	12
Baker	1	0	0	1			0	6
Burrell	1	0	0	1			0	6
Craig	1	0	1	0			0	6
Floyd	1	0	0	1			0	6
C. Frazier	1	0	1	0			0	6
Hoffman	1	1	0	0			0	6
Jancik	1	0	0	1			0	6
Jaquess	1	0	0	1			0	6
Nelson	1	0	0	1			0	6
<b>Oilers</b>	<b>39</b>	<b>14</b>	<b>19</b>	<b>6</b>	<b>37/38</b>	<b>13/29</b>	<b>0</b>	<b>310</b>
<b>Opponents</b>	<b>45</b>	<b>18</b>	<b>24</b>	<b>3</b>	<b>--</b>	<b>--</b>	<b>0</b>	<b>355</b>

2-Pt Conversions: Oilers 0-1, Opponents 0-0

RUSHING	No	Yds	Avg	Lg	TD
Blanks	145	756	5.2	91t	6
Tolar	139	515	3.7	40t	4
Trull	12	42	3.5	15	0
Smith	8	16	2.0	8	0
Jackson TM	8	11	1.4	5	3
Burrell	8	10	1.3	5	0
Hoffman	2	3	1.5	2	1
Blanda	4	-2	-0.5	6	0
C. Frazier	1	-4	-4.0	-4	0
<b>Oilers</b>	<b>327</b>	<b>1347</b>	<b>4.1</b>	<b>91t</b>	<b>14</b>

PASSING	Att	Cmp	Pct	Yards	Yds/Att	TD	Int	Lg	Sk/Yds	Rating
Blanda	505	262	51.9	3287	6.51	17	27	80t	--	61.4
Trull	86	36	41.9	439	5.10	1	2	36	--	52.4
Blanks	1	1	1.00	8	8.00	1	0	8t	--	139.6
<b>Oilers</b>	<b>592</b>	<b>299</b>	<b>50.5</b>	<b>3734</b>	<b>6.31</b>	<b>19</b>	<b>29</b>	<b>80t</b>	<b>23/207</b>	<b>60.7</b>

RECEIVING	No	Yds	Avg	Lg	TD
Hennigan	101	1546	15.3	53t	8
Blanks	56	497	8.9	45	1
Dewveall	38	552	15.5	60t	4
Tolar	35	244	7.0	52	0
C. Frazier	29	404	13.9	46	1
W. Frazier	11	227	20.6	80t	2
McLeod	8	81	10.1	20	2
Smith	7	38	5.4	15	0
Burrell	5	73	14.6	36	0
Craig	4	46	11.5	25	1
Baker	2	18	9.0	10	0
Jancik	1	14	14.0	14	0
Hoffman	1	1	1.0	1	0
Bishop	1	0	0.0	0	0
Blanda	0	-7	--	-7	0
<b>Oilers</b>	<b>299</b>	<b>3734</b>	<b>12.5</b>	<b>80t</b>	<b>19</b>

INTERCEPTIONS	No	Yds	Avg	Lg	TD
Jaquess	8	141	17.6	98t	1
Hicks	5	89	17.8	62	0
Glick	5	54	10.8	27	0
Jancik	3	16	5.3	16	0
Norton	2	31	15.5	31	0
Odum	2	22	11.0	22	0
Appleton	2	11	5.5	11	0
Nelson	1	45	45.0	45t	1
Baker	1	17	17.0	17t	1
Rieves	1	3	3.0	3	0
Floyd	0	8	--	8	0
<b>Oilers</b>	<b>30</b>	<b>437</b>	<b>14.6</b>	<b>98t</b>	<b>3</b>

PUNTING	No	Yds	Avg	Net	TB	In	Lg	B
Norton	55	2267	41.2	41.2	0	0	79	2
<b>Oilers</b>	<b>55</b>	<b>2267</b>	<b>41.2</b>	<b>35.9</b>	<b>0</b>	<b>0</b>	<b>79</b>	<b>2</b>

PUNT RETURNS	No	FC	Yds	Avg	Lg	TD
Jancik	12	0	220	18.3	82t	1
Glick	6	0	32	5.3	12	0
Burrell	1	0	0	0.0	0	0
<b>Oilers</b>	<b>19</b>	<b>0</b>	<b>252</b>	<b>13.3</b>	<b>82t</b>	<b>1</b>

KICKOFF RETURNS	No	Yds	Avg	Lg	TD
Jancik	21	488	23.2	42	0
Burrell	17	449	26.4	93t	1
Nelson	13	304	23.4	47	0
Blanks	9	207	23.0	32	0
Hoffman	2	52	26.0	30	0
Jackson TM	2	32	16.0	18	0
W. Frazier	1	0	0.0	0	0
Click	1	27	27.0	27	0
<b>Oilers</b>	<b>66</b>	<b>1559</b>	<b>23.6</b>	<b>93t</b>	<b>1</b>

FIELD GOALS	1-19	20-29	30-39	40-49	50+
<b>Oilers</b>	<b>3/4</b>	<b>3/7</b>	<b>3/4</b>	<b>4/12</b>	<b>0/2</b>

**Blanda:** (45B) ( ) (43G) ( ) (16N, 47G) ( ) (26N, 27N, 36G) (49N, 50N, 37N, 49G) (46N, 23N, 10G) (49N, 21N, 40B, 11G) (21G, 31G) (49N, 41N, 49G) (49N, 20G, 31G) (51N, 26G, 18G)  
**Opponents:** records not available

**SACKS**  
 records not available  
**Oilers 25.0 Opponents 23.0**

**TACKLES (Solo-Assists-Total)**  
 records not available

### USUAL STARTING LINEUP

OFFENSE	
WR	Charles Frazier (28)
LT	Walt Suggs (76)
<b>LG</b>	<b>Bob Talamini (61)</b>
C	Tom Goode (68)
RG	John Wittenborn (67)
RT	Sonny Bishop (66)
TE	Willard Dewveall (88)
	Willie Frazier (83)
<b>WR</b>	<b>Charlie Hennigan (87)</b>
QB	George Blanda (16)
<b>RB</b>	<b>Sid Blanks (42)</b>
FB	Charles Tolar (44)

DEFENSE	
LE	Scott Appleton (70)
LT	Bud McFadin (64)
RT	Ed Husmann (82)
	Scott Appleton (70)
RE	Don Floyd (75)
LLB	Danny Brabham (85)
MLB	Doug Cline (31)
	Larry Onesti (45)
RLB	Johnny Baker (84)
<b>LCB</b>	<b>Pete Jaquess (47)</b>
RCB	Bobby Jancik (23)
SS	W.K. Hicks (33)
<b>FS</b>	<b>Fred Glick (27)</b>

SPECIALISTS	
K	George Blanda (16)
P	Jim Norton (43)

### AFL All-Star Game

All-AFL

**GM:** Carroll Martin; **Head Coach:** Sammy Baugh  
**Asst. Coaches:** W.F. "Red" Konkright (ends), Joe Spencer (DL), John Steber (OL), Hugh "Bones" Taylor (DB)

### AMERICAN FOOTBALL LEAGUE STANDINGS

EASTERN DIVISION				
W	L	T	Pct	
Buffalo	12	2	0	.857
Boston Patriots	10	3	1	.769
N.Y. Jets	5	8	1	.385
<b>Houston</b>	<b>4</b>	<b>10</b>	<b>0</b>	<b>.286</b>

WESTERN DIVISION				
W	L	T	Pct	
San Diego	8	5	1	.615
Kansas City	7	7	0	.500
Oakland	5	7	2	.417
Denver	2	11	1	.154

**AFL CHAMPIONSHIP**  
 BUFFALO 20, San Diego 7

# 1963 SEASON (6-8 REGULAR SEASON, 0-0 PLAYOFFS) • 3RD PLACE AFL EAST

DATE	OPPONENT	SCORE	W/L	ATT
Sep. 7	OAKLAND	13-24	L	24,749
Sep. 14	DENVER	20-14	W	22,855
Sep. 22	at New York	17-24	L	9,336
Sep. 28	at Buffalo	31-20	W	32,340
Oct. 6	at Kansas City	7-28	L	27,801
Oct. 13	at Denver	33-24	W	24,087
Oct. 20	BUFFALO	28-14	W	23,948
Oct. 27	KANSAS CITY	28-7	W	26,331
Nov. 1	at Boston	3-45	L	31,185
Nov. 10	NEW YORK	31-27	W	23,615
Dec. 1	at San Diego	0-27	L	31,713
Dec. 8	BOSTON	28-46	L	23,462
Dec. 15	SAN DIEGO	14-20	L	18,540
Dec. 22	at Oakland	49-52	L	17,401

	TITANS	OPP
<b>Total First Downs</b>	<b>254</b>	<b>256</b>
Rushing	68	117
Passing	169	121
Penalty	17	18
3rd Down: Made/Att	--	--
4th Down: Made/Att	--	--
Possession Avg.	--	--
<b>Total Net Yards</b>	<b>4432</b>	--
Avg. Per Game	316.6	--
Total Plays	870	--
Avg. Per Play	5.1	--
<b>Net Yards Rushing</b>	<b>1210</b>	--
Avg. Per Game	86.4	--
Total Rushes	341	--
<b>Net Yards Passing</b>	<b>3222</b>	--
Avg. Per Game	230.1	--
Sacked/Yards Lost	28/256	--
Gross Yards	3478	--
Att./Comp.	501/261	--
Completion Pct.	52.1	--
Had Intercepted	33	--
<b>Punts/Average</b>	<b>65/43.0</b>	--
<b>Net Punting Avg.</b>	<b>65/43.0</b>	--
<b>Penalties/Yards</b>	<b>58/565</b>	--
<b>Fumbles/Ball Lost</b>	<b>35/24</b>	--
<b>Touchdowns</b>	<b>39</b>	--
Rushing	11	--
Passing	26	--
Returns	2	--

BY PERIODS	1	2	3	4	OT	PTS
Oilers	72	102	72	56	0	302
Opponents	79	138	61	94	0	372

SCORING	TD	RU	PA	RT	PAT	FG	S	TP
Blanda	0	0	0	0	39/39	9/24	0	66
Hennigan	10	0	10	0			0	60
Dewveall	7	0	7	0			0	42
McLeod	5	0	5	0			0	30
Smith	5	3	2	0			0	30
Tobin	5	4	1	0			0	30
Tolar	3	3	0	0			0	18
Dickinson LG	1	1	0	0			0	6
Dickinson TM	1	1	0	0			0	6
Frazier	1	0	1	0			0	6
Glick	1	0	0	1			0	6
Johnston	1	0	0	1			0	6
<b>Oilers</b>	<b>39</b>	<b>11</b>	<b>26</b>	<b>2</b>	<b>39/39</b>	<b>9/24</b>	<b>1</b>	<b>302</b>
<b>Opponents</b>	<b>47</b>	<b>12</b>	<b>24</b>	<b>11</b>	--	--	--	<b>372</b>

2-Pt Conversions: Oilers 0-0, Opponents 0-0

RUSHING	No	Yds	Avg	Lg	TD
Tolar	194	659	3.4	33	3
Tobin	75	271	3.6	32	4
Smith	50	202	4.0	16	3
Cannon	13	45	3.5	12	0
Dickinson LG	6	32	5.3	13	1
Dickinson TM	1	1	1.0	1t	1
Norton	1	15	15.0	15	0
Lee	2	9	4.5	8	0
Babb	1	7	7.0	7	0
Blanda	4	1	0.3	7	0
<b>Oilers</b>	<b>341</b>	<b>1210</b>	<b>3.5</b>	<b>33</b>	<b>11</b>

RECEIVING	No	Yds	Avg	Lg	TD
Hennigan	61	1051	17.2	68	10
Dewveall	58	752	13.0	35	7
Tolar	41	275	6.7	33	0
McLeod	33	530	16.1	38	5
Smith	24	270	11.3	36	2
Frazier	16	279	17.4	80t	1
Tobin	13	173	13.3	33t	1
Dickinson LG	6	57	9.5	18	0
Dickinson TM	5	48	9.6	18	0
Kerbow	5	61	12.2	30	0
Cannon	5	39	7.8	12	0
<b>Oilers</b>	<b>261</b>	<b>3478</b>	<b>13.3</b>	<b>80t</b>	<b>26</b>

INTERCEPTIONS	No	Yds	Avg	Lg	TD
Glick	12	180	15.0	45	1
Banfield	7	21	3.0	14	0
Norton	6	86	14.3	37	0
Jancik	3	31	10.3	19	0
Cline	3	16	5.3	9	0
Babb	2	24	12.0	18	0
Johnston	1	90	90.0	90t	1
Dukes	1	4	4.0	4	0
Brabham	1	1	1.0	1	0
<b>Oilers</b>	<b>36</b>	<b>453</b>	<b>12.6</b>	<b>90t</b>	<b>2</b>

PUNTING	No	Yds	Avg	Net	TB	In	Lg	B
Norton	65	2792	43.0	43.0	0	0	68	0
<b>Oilers</b>	<b>65</b>	<b>2792</b>	<b>43.0</b>	<b>43.0</b>	<b>0</b>	<b>0</b>	<b>68</b>	<b>0</b>

PUNT RETURNS	No	FC	Yds	Avg	Lg	TD
Glick	19	0	171	9.0	22	0
Jancik	13	0	145	11.2	56	0
<b>Oilers</b>	<b>32</b>	<b>0</b>	<b>316</b>	<b>9.9</b>	<b>56</b>	<b>0</b>

KICKOFF RETURNS	No	Yds	Avg	Lg	TD
Jancik	45	1317	29.3	53	0
Glick	20	451	22.6	43	0
Cannon	2	39	19.5	20	0
Michael	1	3	3.0	3	0
Tobin	1	10	10.0	10	0
Tolar	1	4	4.0	4	0
<b>Oilers</b>	<b>70</b>	<b>1824</b>	<b>26.1</b>	<b>53</b>	<b>0</b>

FIELD GOALS	1-19	20-29	30-39	40-49	50+
<b>Oilers</b>	<b>1/2</b>	<b>1/3</b>	<b>4/8</b>	<b>3/8</b>	<b>0/3</b>

**Blanda:** (30G, 46G, 32N, 42N) (18G, 48G, 52N, 51N, 28N, 52N) (44N, 37G) (28G) (37N) (38G, 48B, 12N) () (26N) (46G) (47N, 32G) (48B, 37N) () (35N) ()  
**Opponents:** records not available

**SACKS**  
 records not available

**TACKLES (Solo-Assists-Total)**  
 records not available

PASSING	Att	Cmp	Pct	Yards	Yds/Att	TD	Int	Lg	Sk/Yds	Rating
Blanda	423	224	53.0	3003	7.10	24	25	80t	--	70.1
Lee	75	37	49.3	475	6.33	2	8	38	--	38.9
Smith	2	0	0.0	0	0.0	0	0	0	--	39.6
Cannon	1	0	0.0	0	0.0	0	0	0	--	39.6
<b>Oilers</b>	<b>501</b>	<b>261</b>	<b>52.1</b>	<b>3478</b>	<b>6.94</b>	<b>26</b>	<b>33</b>	<b>80t</b>	<b>28/256</b>	<b>64.3</b>

### USUAL STARTING LINEUP

**OFFENSE**  
 WR Willard Dewveall (88)  
 LT Walt Suggs (76)  
**LG Bob Talamini (61)**  
**C Bob Schmidt (52)**  
 RG Hogan Wharton (63)  
**RT Rich Michael (77)**  
 TE Bob McLeod (81)  
**WR Charlie Hennigan (87)**  
**QB George Blanda (16)**  
 RB Billy Cannon (20)  
 FB Charles Tolar (44)

**DEFENSE**  
 LE Gary Cutsinger (80)  
 LT Dudley Meredith (74)  
**RT Ed Husmann (82)**  
 RE Don Floyd (75)  
 LLB Doug Cline (31)  
 MLB Gene Babb (33)  
 RLB Mike Dukes (30)  
**LCB Tony Banfield (40)**  
 RCB Bobby Jancik (23)  
**SS Jim Norton (43)**  
**FS Fred Glick (27)**

**SPECIALISTS**  
**K George Blanda (16)**  
**P Jim Norton (43)**

**AFL All-Star Game**  
 All-AFL

**GM/Head Coach:** Frank "Pop" Ivy  
**Asst. Coaches:** Neill Armstrong (defense), W.F. "Red" Conkright (ends), Walt Schlinkman (offense), Joe Spencer (line)

### AMERICAN FOOTBALL LEAGUE STANDINGS

EASTERN DIVISION	W	L	T	Pct
Boston	7	6	1	.538
Buffalo	7	6	1	.538
<b>Houston</b>	<b>6</b>	<b>8</b>	<b>0</b>	<b>.429</b>
N.Y. Jets	5	8	1	.385

WESTERN DIVISION	W	L	T	Pct
San Diego	11	3	0	.786
Oakland	10	4	0	.714
Kansas City	5	7	2	.417
Denver	2	11	1	.154

**EASTERN DIVISION PLAYOFF**  
 Boston Patriots 26, BUFFALO 8

**AFL CHAMPIONSHIP**  
 SAN DIEGO 51, Boston Patriots 10

# 1962 SEASON (II-3 REGULAR SEASON, 0-1 PLAYOFFS) • 1ST PLACE AFL EAST

DATE	OPPONENT	SCORE	W/L	ATT
Sep. 9	at Buffalo	28-23	W	31,236
Sep. 16	at Boston	21-34	L	32,276
Sep. 23	at San Diego	42-17	W	28,061
Oct. 7	BUFFALO	17-14	W	26,350
Oct. 14	NEW YORK	56-17	W	20,650
Oct. 21	at Denver	10-20	L	34,496
Oct. 28	DALLAS	7-31	L	31,750
Nov. 4	at Dallas	14-6	W	29,017
Nov. 11	at Oakland	28-20	W	11,000
Nov. 18	BOSTON	21-17	W	35,250
Nov. 25	SAN DIEGO	33-27	W	28,235
Dec. 2	DENVER	34-17	W	30,650
Dec. 9	OAKLAND	32-17	W	27,400
Dec. 15	at New York	44-10	W	8,167
<b>Dec. 23</b>	<b>DALLAS</b>	<b>17-20*</b>	<b>L</b>	<b>37,981</b>

\* Overtime

	TITANS	OPP
<b>Total First Downs</b>	<b>266</b>	<b>217</b>
Rushing	95	75
Passing	157	126
Penalty	14	16
3rd Down: Made/Att	--	--
4th Down: Made/Att	--	--
<b>Possession Avg.</b>	<b>--</b>	<b>--</b>
<b>Total Net Yards</b>	<b>4971</b>	<b>--</b>
Avg. Per Game	355.1	--
Total Plays	943	--
Avg. Per Play	5.3	--
<b>Net Yards Rushing</b>	<b>1742</b>	<b>--</b>
Avg. Per Game	124.4	--
Total Rushes	457	--
<b>Net Yards Passing</b>	<b>3229</b>	<b>--</b>
Avg. Per Game	230.6	--
Sacked/Yards Lost	11/94	--
Gross Yards	3323	--
Att./Comp.	475/227	--
Completion Pct.	47.8	--
Had Intercepted	48	--
<b>Punts/Average</b>	<b>56/41.0</b>	<b>--</b>
<b>Net Punting Avg.</b>	<b>56/41.0</b>	<b>--</b>
<b>Penalties/Yards</b>	<b>63/633</b>	<b>--</b>
<b>Fumbles/Ball Lost</b>	<b>17/9</b>	<b>--</b>
<b>Touchdowns</b>	<b>50</b>	<b>--</b>
Rushing	15	--
Passing	32	--
Returns	3	--

BY PERIODS	1	2	3	4	OT	PTS
<b>Oilers</b>	<b>93</b>	<b>119</b>	<b>98</b>	<b>77</b>	<b>0</b>	<b>387</b>
<b>Opponents</b>	<b>79</b>	<b>87</b>	<b>47</b>	<b>57</b>	<b>0</b>	<b>270</b>

SCORING	TD	RU	PA	RT	PAT	FG	S	TP
Blanda	0	0	0	0	48/49	11/26	0	81
Cannon	13	7	6	0	0	0	0	80
Hennigan	8	0	8	0	0	0	0	48
Tolar	8	7	1	0	0	0	0	48
McLeod	6	0	6	0	0	0	0	36
Dewveall	5	0	5	0	0	0	0	30
Groman	3	0	3	0	0	0	0	18
Smith	3	1	2	0	0	0	0	18
Babb	1	0	0	1	0	0	0	6
Banfield	1	0	0	1	0	0	0	6
Floyd	1	0	0	1	0	0	0	6
Frazier	1	0	1	0	0	0	0	6
<b>Oilers</b>	<b>50</b>	<b>15</b>	<b>32</b>	<b>3</b>	<b>48/49</b>	<b>11/26</b>	<b>2</b>	<b>387</b>
<b>Opponents</b>	<b>33</b>	<b>10</b>	<b>18</b>	<b>5</b>	<b>N/A</b>	<b>N/A</b>	<b>0</b>	<b>270</b>

2-Pt Conversions: Oilers 0-0, Opponents 0-0

PASSING	Att	Cmp	Pct	Yards	Yds/Att	TD	Int	Lg	Sk/Yds	Rating
Blanda	418	197	47.1	2810	6.72	27	42	78t	--	51.3
Lee	50	26	52.0	433	8.66	4	5	98t	--	68.6
Cannon	3	2	66.7	46	15.33	1	0	40t	--	149.3
Smith	3	2	66.7	34	11.33	0	0	19	--	104.9
Tolar	1	0	0.0	0	0.0	0	0	0	--	0.0
<b>Oilers</b>	<b>475</b>	<b>227</b>	<b>47.8</b>	<b>3323</b>	<b>7.00</b>	<b>32</b>	<b>48</b>	<b>98t</b>	<b>11/94</b>	<b>53.9</b>

RUSHING	No	Yds	Avg	Lg	TD
Tolar	244	1012	4.1	25	7
Cannon	147	474	3.2	64t	7
Smith	56	249	4.4	41	1
Blanda	3	6	2.0	10	0
Lee	4	1	0.3	4	0
Babb	3	0	0.0	2	0
<b>Oilers</b>	<b>457</b>	<b>1742</b>	<b>3.8</b>	<b>64t</b>	<b>15</b>

RECEIVING	No	Yds	Avg	Lg	TD
Hennigan	54	867	16.1	78t	8
McLeod	33	578	17.5	55t	6
Dewveall	33	576	17.5	98t	5
Cannon	32	451	14.1	60t	6
Tolar	30	251	8.4	35t	1
Groman	21	328	15.6	54t	3
Smith	17	117	6.9	29	2
Frazier	7	155	22.1	73t	1
<b>Oilers</b>	<b>227</b>	<b>3323</b>	<b>14.6</b>	<b>98t</b>	<b>32</b>

INTERCEPTIONS	No	Yds	Avg	Lg	TD
Norton	8	75	9.4	36	0
Banfield	6	17	2.8	11	0
Floyd	4	50	12.5	28t	1
Johnston	4	31	7.8	27	0
Glick	3	53	17.7	31	0
Jancik	2	33	16.5	33	0
Babb	2	31	15.5	31t	0
Cline	2	14	7.0	14	0
Dukes	2	11	5.5	6	0
Suci	1	22	22.0	22	0
Cutsinger	1	3	3.0	3	0
<b>Oilers</b>	<b>35</b>	<b>340</b>	<b>9.7</b>	<b>36</b>	<b>2</b>

PUNTING	No	Yds	Avg	Net	TB	In	Lg	B
Norton	56	2298	41.0	41.0	0	0	64	1
<b>Oilers</b>	<b>56</b>	<b>2298</b>	<b>41.0</b>	<b>41.0</b>	<b>0</b>	<b>0</b>	<b>64</b>	<b>1</b>

PUNT RETURNS	No	FC	Yds	Avg	Lg	TD
Jancik	14	0	116	8.3	21	0
Click	12	0	79	6.6	17	0
Banfield	2	0	71	35.5	50t	1
<b>Oilers</b>	<b>28</b>	<b>0</b>	<b>266</b>	<b>9.5</b>	<b>50t</b>	<b>1</b>

KICKOFF RETURNS	No	Yds	Avg	Lg	TD
Jancik	24	726	30.3	61	0
Cannon	18	442	24.6	38	0
Smith	2	37	18.5	23	0
Tolar	2	18	9.0	18	0
Glick	1	22	22.0	22	0
McLeod	1	0	0.0	0	0
<b>Oilers</b>	<b>48</b>	<b>1245</b>	<b>25.9</b>	<b>61</b>	<b>0</b>

FIELD GOALS	1-19	20-29	30-39	40-49	50+
<b>Oilers</b>	<b>5/7</b>	<b>2/4</b>	<b>2/4</b>	<b>1/7</b>	<b>1/4</b>

**Blanda:** (29N, 45N, 48N) (51N, 10N) (47N) (N, 16G, 37N) (47N) (18G) () (34N, 47B) (50N) () (50N, 42G, 22G, 39G, 26N) (16G, 20G) (54G, 14G, 11G) (30G, 46N)  
**Opponents:** records not available

SACKS
<b>Opponents 11.0</b>

TACKLES (Solo-Assists-Total)
records not available

### USUAL STARTING LINEUP

**OFFENSE**

**WR** Willard Dewveall (88)  
**LT** Al Jamison (70)  
**LG** Bob Talamini (61)  
**C** Bob Schmidt (52)  
**RG** Hogan Wharton (63)  
**RT** Rich Michael (77)  
**TE** Bob McLeod (81)  
**WR** Charlie Hennigan (87)  
**QB** George Blanda (16)  
**RB** Billy Cannon (20)  
**FB** Charles Tolar (44)

**DEFENSE**

**LE** Gary Cutsinger (80)  
**LT** Ed Culpepper (78)  
**RT** Ed Husmann (82)  
**RE** Don Floyd (75)  
**LLB** Doug Cline (31)  
**MLB** Gene Babb (33)  
**RLB** Mike Dukes (30)  
**LCB** Tony Banfield (40)  
**RCB** Mark Johnston (41)  
**SS** Bobby Jancik (23)  
**SS** Jim Norton (43)  
**FS** Fred Glick (27)

**SPECIALISTS**

**K** George Blanda (16)  
**P** Jim Norton (43)

**AFL All-Star Game**  
**All-AFL**

**GM:** Don Suman; **Head Coach:** Frank "Pop" Ivy  
**Asst. Coaches:** Neill Armstrong (defense), Walt Schlinkman (offense), Joe Spencer (line)

### AMERICAN FOOTBALL LEAGUE STANDINGS

EASTERN DIVISION	W	L	T	Pct
<b>Houston</b>	<b>11</b>	<b>3</b>	<b>0</b>	<b>.786</b>
Boston	9	4	1	.692
Buffalo	7	6	1	.538
N.Y. Titans	5	9	0	.357

WESTERN DIVISION	W	L	T	Pct
Dallas	11	3	0	.786
Denver	7	7	0	.500
San Diego	4	10	0	.286
Oakland	1	13	0	.071

**AFL CHAMPIONSHIP**  
 Dallas Texans 20, HOUSTON 17 (OT)



# 1961 SEASON (10-3-1 REGULAR SEASON, 1-0 PLAYOFFS) • 1ST PLACE AFL EAST

DATE	OPPONENT	SCORE	W/L	ATT
Sep. 9	OAKLAND	55-0	W	16,231
Sep. 24	at San Diego	24-34	L	29,210
Oct. 1	at Dallas	21-26	L	28,000
Oct. 8	BUFFALO	12-22	L	22,761
Oct. 13	at Boston	31-31	T	15,070
Oct. 22	DALLAS	38-7	W	21,237
Oct. 29	at Buffalo	28-16	W	23,228
Nov. 5	at Denver	55-14	W	11,564
Nov. 12	BOSTON	27-15	W	35,649
Nov. 19	NEW YORK	49-13	W	33,428
Nov. 26	DENVER	45-14	W	27,864
Dec. 3	SAN DIEGO	33-13	W	37,845
Dec. 10	at New York	48-21	W	9,462
Dec. 17	at Oakland	47-16	W	4,821
<b>Dec. 24</b>	<b>at San Diego</b>	<b>10-3</b>	<b>W</b>	<b>29,556</b>

	TITANS	OPP
<b>Total First Downs</b>	<b>293</b>	<b>235</b>
Rushing	97	87
Passing	182	126
Penalty	14	22
3rd Down: Made/Att	--	--
4th Down: Made/Att	--	--
<b>Possession Avg.</b>	<b>--</b>	<b>--</b>
<b>Total Net Yards</b>	<b>6288</b>	<b>--</b>
Avg. Per Game	449.1	--
Total Plays	964	--
Avg. Per Play	6.5	--
<b>Net Yards Rushing</b>	<b>1896</b>	<b>--</b>
Avg. Per Game	135.4	--
Total Rushes	452	--
<b>Net Yards Passing</b>	<b>4392</b>	<b>--</b>
Avg. Per Game	313.7	--
Sacked/Yards Lost	14/176	--
Gross Yards	4568	--
Att./Comp.	498/254	--
<b>Completion Pct.</b>	<b>51.0</b>	<b>--</b>
Had Intercepted	29	--
<b>Punts/Average</b>	<b>56/39.1</b>	<b>--</b>
<b>Net Punting Avg.</b>	<b>56/39.1</b>	<b>--</b>
<b>Penalties/Yards</b>	<b>83/889</b>	<b>--</b>
<b>Fumbles/Ball Lost</b>	<b>19/11</b>	<b>--</b>
<b>Touchdowns</b>	<b>66</b>	<b>--</b>
Rushing	15	--
Passing	48	--
Returns	3	--

BY PERIODS	1	2	3	4	OT	PTS
Oilers	85	180	92	156	0	513
Opponents	44	76	48	74	0	242

SCORING	TD	RU	PA	RT	PAT	FG	S	TP
Blanda	0	0	0	0	64/65	16/29	0	112
Groman	18	1	17	0	0	0	0	108
Cannon	15	6	9	0	0	0	0	90
Hennigan	12	0	12	0	0	0	0	72
Tolar	5	4	1	0	0	0	0	30
Dewveall	3	0	3	0	0	0	0	18
King	3	2	1	0	0	0	0	18
Smith	3	2	1	0	0	0	0	18
Cline	2	0	0	2	1/1	0/0	1	14
McLeod	2	0	2	0	0	0	0	12
Hall	1	0	1	0	0	0	0	6
Johnston	1	0	0	1	0	0	0	6
White	1	0	1	0	0	0	0	6
Milstead	0	0	0	0	1/1	0/0	0	1
Oilers	66	15	48	3	65/66	16/29	2	513
Opponents	33	17	13	3	0/0	0/0	0	242

2-Pt Conversions: Oilers 0-0, Opponents 0-0

RUSHING	No	Yds	Avg	Lg	TD
Cannon	200	948	4.7	61t	6
Tolar	157	577	3.7	28	4
Smith	60	258	4.3	21	2
King	12	50	4.2	17t	2
Lee	8	36	4.5	9	0
Hall	7	13	1.9	9	0
Blanda	7	12	1.7	7	0
Groman	1	2	2.0	2t	1
Oilers	452	1896	4.2	61t	15

PASSING	Att	Cmp	Pct	Yards	Yds/Att	TD	Int	Lg	Sk/Yds	Rating
Blanda	362	187	51.7	3330	9.20	36	22	80t	--	91.3
Lee	127	66	52.0	1205	9.49	12	6	80t	--	96.7
Cannon	5	0	0.0	0	0.0	0	1	0	--	0.0
Smith	2	1	50.0	33	16.50	0	0	33	--	95.8
Groman	1	0	0.0	0	0.0	0	0	0	--	39.6
Tolar	1	0	0.0	0	0.0	0	0	0	--	39.6
Oilers	498	254	51.0	4568	9.17	48	29	80t	14/176	90.7

RECEIVING	No	Yds	Avg	Lg	TD
Hennigan	82	1746	21.3	80t	12
Groman	50	1175	23.5	80t	17
Cannon	43	586	13.6	78t	9
Tolar	24	219	9.1	32	1
McLeod	14	172	12.3	18	2
White	13	238	18.3	49	1
Dewveall	12	200	16.7	66t	3
Smith	10	131	13.1	37	1
King	3	83	27.7	44t	1
Hall	1	20	20.0	20t	1
Spence	1	14	14.0	14	0
Blanda	1	-16	-16.0	-16	0
Oilers	254	4568	18.0	80t	48

INTERCEPTIONS	No	Yds	Avg	Lg	TD
Norton	9	150	16.7	36	0
Banfield	8	136	17.0	58	0
Johnston	4	59	14.8	27	0
Glick	4	28	7.0	11	0
Milstead	2	25	12.5	22	0
Morris	1	31	31.0	31	0
Laraway	1	30	30.0	30	0
Cline	1	24	24.0	24	0
Spence	1	23	23.0	23	0
Trask	1	17	17.0	17	0
Dukes	1	5	5.0	5	0
Oilers	33	528	16.0	58	0

PUNTING	No	Yds	Avg	Net	TB	In	Lg	B
Norton	48	1952	40.7	40.7	0	0	63	0
Hall	8	238	29.8	29.8	0	0	50	0
Oilers	56	2190	39.1	39.1	0	0	63	0

PUNT RETURNS	No	FC	Yds	Avg	Lg	TD
Cannon	9	0	70	7.8	20	0
King	7	0	32	4.6	10	0
Hall	2	0	1	0.5	1	0
Smith	1	0	15	15.0	15	0
Oilers	19	0	118	6.2	20	0

KICKOFF RETURNS	No	Yds	Avg	Lg	TD
Cannon	18	439	24.4	47	0
King	8	190	23.8	41	0
Hall	6	140	23.3	33	0
Dukes	4	57	14.3	23	0
Tolar	2	42	21.0	22	0
Cline	1	24	24.0	24	0
Laraway	1	22	22.0	22	0
McLeod	1	13	13.0	13	0
Smith	1	5	5.0	5	0
Wharton	1	8	8.0	8	0
Oilers	43	940	21.9	47	0

FIELD GOALS	1-19	20-29	30-39	40-49	50+
Oilers	6/7	6/8	1/2	1/6	2/6

**Blanda:** (27G, 14G) (28G) ( ) (41N, 48N, 14G, 46N, 54N) (36N, 51N, 24G) (54N, 53G, 47N) (24N, 45N) (48G, 33G) (25G, 19G) (N) (9G) (55G, 23G, 27N) (16G, 27G, 51N) (12G)

**Opponents:** records not available

SACKS
records not available

TACKLES (Solo-Assists-Total)
records not available

### USUAL STARTING LINEUP

**OFFENSE**

WR Bill Groman (89)  
**LT Al Jamison (70)**  
 LG Bob Talamini (61)  
**C Bob Schmidt (52)**  
 RG Hogan Wharton (63)  
 RT Rich Michael (77)  
 TE John White (86)  
**Bob McLeod (81)**  
**WR Charlie Hennigan (87)**  
**QB George Blanda (16)**  
**RB Billy Cannon (20)**  
**FB Charles Tolar (44)**

**DEFENSE**

LE Dalva Allen (80)  
 LT Orville Trask (79)  
**RT Ed Husmann (82)**  
**RE Don Floyd (75)**  
 LLB Doug Cline (31)  
**MLB Dennit Morris (50)**  
 RLB Mike Dukes (30)  
**LCB Tony Banfield (40)**  
**RCB Mark Johnston (41)**  
 SS Jim Norton (43)  
**FS Fred Glick (27)**

**SPECIALISTS**

**K George Blanda (16)**  
**P Jim Norton (43)**

**AFL All-Star Game**

All-AFL

**GM:** Don Suman; **Head Coach:** Lou Rymkus (five games), Wally Lemm (final nine games)  
**Asst. Coaches:** Walt Schlinkman (off. backs), Mac Speedie (ends), Joe Spencer (line), Fred Wallner (defense)

### AMERICAN FOOTBALL LEAGUE STANDINGS

EASTERN DIVISION	W	L	T	Pct
Houston	10	3	1	.769
Boston	9	4	1	.692
N.Y. Titans	7	7	0	.500
Buffalo	6	8	0	.429

WESTERN DIVISION	W	L	T	Pct
San Diego	12	2	0	.857
Dallas Texans	6	8	0	.429
Denver	3	11	0	.214
Oakland	2	12	0	.143

**AFL CHAMPIONSHIP**

Houston 10, SAN DIEGO 3

# 1960 SEASON (10-4 REGULAR SEASON, 1-0 PLAYOFFS) • 1ST PLACE AFL EAST

DATE	OPPONENT	SCORE	W/L	ATT
Sep. 11	at Oakland	37-22	W	12,703
Sep. 18	LOS ANGELES	38-28	W	20,156
Sep. 25	OAKLAND	13-14	L	16,421
Oct. 9	NEW YORK	27-21	W	16,151
Oct. 16	DALLAS	20-10	W	19,026
Oct. 23	at New York	42-28	W	21,000
Oct. 30	at Buffalo	24-25	L	23,001
Nov. 6	at Denver	45-25	W	14,489
Nov. 13	at Los Angeles	21-24	L	21,805
Nov. 20	DENVER	20-10	W	20,778
Nov. 25	at Boston	24-10	W	27,123
Dec. 4	at Dallas	0-24	L	20,000
Dec. 11	BUFFALO	31-23	W	25,247
Dec. 18	BOSTON	37-21	W	22,352
Jan. 1	LOS ANGELES	24-16	W	32,183

	TITANS	OPP
<b>Total First Downs</b>	<b>262</b>	<b>282</b>
Rushing	83	90
Passing	153	164
Penalty	26	28
3rd Down: Made/Att	--	--
4th Down: Made/Att	--	--
<b>Possession Avg.</b>	<b>--</b>	<b>--</b>
<b>Total Net Yards</b>	<b>4936</b>	<b>--</b>
Avg. Per Game	352.6	--
Total Plays	930	--
Avg. Per Play	5.3	--
<b>Net Yards Rushing</b>	<b>1733</b>	<b>--</b>
Avg. Per Game	123.8	--
Total Rushes	452	--
<b>Net Yards Passing</b>	<b>3203</b>	<b>--</b>
Avg. Per Game	228.8	--
Sacked/Yards Lost	22/168	--
Gross Yards	3371	--
Att./Comp.	456/218	--
Completion Pct.	47.8	--
Had Intercepted	28	--
<b>Punts/Average</b>	<b>72/35.8</b>	<b>--</b>
<b>Net Punting Avg.</b>	<b>72/35.8</b>	<b>--</b>
<b>Penalties/Yards</b>	<b>75/750</b>	<b>--</b>
<b>Fumbles/Ball Lost</b>	<b>36/17</b>	<b>--</b>
<b>Touchdowns</b>	<b>48</b>	<b>--</b>
Rushing	15	--
Passing	31	--
Returns	2	--

BY PERIODS	1	2	3	4	OT	PTS
Oilers	93	106	91	89	0	379
Opponents	64	94	72	55	0	285

SCORING	TD	RU	PA	RT	PAT	FG	S	TP
Blanda	4	4	0	0	46/47	15/33	0	115
Groman	12	0	12	0	0	0	0	72
Cannon	7	1	5	1	0	0	0	42
Smith	7	5	2	0	0	0	0	42
Hennigan	6	0	6	0	0	0	0	36
Carson	4	0	4	0	0	0	0	24
Tolar	3	3	0	0	0	0	0	18
Cline	2	2	0	0	0	0	0	12
Atchason LG	1	0	1	0	0	0	0	6
Atchason TM	1	0	1	0	0	0	0	6
Hall	1	0	0	1	0	0	0	6
Witcher	1	0	1	0	0	0	0	6
<b>Oilers</b>	<b>48</b>	<b>15</b>	<b>31</b>	<b>2</b>	<b>46/47</b>	<b>15/33</b>	<b>0</b>	<b>379</b>
<b>Opponents</b>	<b>36</b>	<b>6</b>	<b>28</b>	<b>2</b>	<b>0/0</b>	<b>0/0</b>	<b>0</b>	<b>285</b>

2-Pt Conversions: Oilers 0-0, Opponents 0-0

RUSHING	No	Yds	Avg	Lg	TD
Cannon	152	644	4.2	39	1
Smith	154	643	4.2	65	5
Tolar	54	179	3.3	40t	3
Hall	30	118	3.9	16	0
Cline	37	105	2.8	19	2
Blanda	16	16	1.0	9	4
Talamini	0	14	--	14	0
Lee	6	11	1.8	10	0
Milstead	3	3	1.0	7	0
<b>Oilers</b>	<b>452</b>	<b>1733</b>	<b>3.8</b>	<b>65</b>	<b>15</b>

PASSING	Att	Cmp	Pct	Yards	Yds/Att	TD	Int	Lg	Sk/Yds	Rating
Blanda	363	169	46.6	2413	6.65	24	22	75	0/0	65.4
Lee	77	41	53.2	842	10.94	5	6	92t	0/0	81.2
Milstead	7	4	57.1	43	6.14	0	0	30	0/0	75.3
Smith	5	3	60.0	70	14.00	1	0	31	0/0	143.8
Cannon	3	0	0.0	0	0.00	0	0	0	0/0	39.6
Groman	1	1	100.0	3	3.00	1	0	3t	0/0	118.8
<b>Oilers</b>	<b>456</b>	<b>218</b>	<b>47.8</b>	<b>3371</b>	<b>7.39</b>	<b>31</b>	<b>28</b>	<b>92t</b>	<b>22/168</b>	<b>69.8</b>

RECEIVING	No	Yds	Avg	Lg	TD
Groman	72	1473	20.5	92t	12
Carson	45	604	13.4	47	4
Hennigan	44	722	16.4	73t	6
Smith	22	216	9.8	40t	2
Cannon	15	187	12.5	53t	5
Tolar	7	71	10.1	21	0
Atchason LG	5	48	9.6	14	1
Atchason TM	3	26	8.7	12	1
Witcher	4	34	8.5	13	1
Cline	4	15	3.8	10	0
J. White	1	18	18.0	18	0
Norton	1	5	5.0	5	0
<b>Oilers</b>	<b>218</b>	<b>3371</b>	<b>15.5</b>	<b>92t</b>	<b>31</b>

INTERCEPTIONS	No	Yds	Avg	Lg	TD
Johnston	4	42	10.5	33	0
Morris	4	32	8.0	26	0
Spence	4	5	1.3	5	0
Gordon	3	45	15.0	20	0
Banfield	3	22	7.3	22	0
Dukes	2	34	17.0	29	0
Kendall	2	10	5.0	10	0
Allen	1	0	0.0	0	0
Norton	1	0	0.0	0	0
Witcher	1	0	0.0	0	0
<b>Oilers</b>	<b>25</b>	<b>190</b>	<b>7.6</b>	<b>33</b>	<b>0</b>

PUNTING	No	Yds	Avg	Net	TB	In	Lg	B
Milstead	66	2365	35.8	35.8	0	0	54	0
Hall	6	210	35.0	35.0	0	0	41	0
<b>Oilers</b>	<b>72</b>	<b>2575</b>	<b>35.8</b>	<b>35.8</b>	<b>0</b>	<b>0</b>	<b>54</b>	<b>0</b>

PUNT RETURNS	No	FC	Yds	Avg	Lg	TD
Hall	6	0	72	12.0	26	0
Tolar	5	0	40	8.0	15	0
Cannon	4	0	96	24.0	51	0
<b>Oilers</b>	<b>15</b>	<b>0</b>	<b>208</b>	<b>13.9</b>	<b>51</b>	<b>0</b>

KICKOFF RETURNS	No	Yds	Avg	Lg	TD
Hall	19	594	31.3	104t	1
Tolar	13	249	19.2	35	0
Cannon	8	266	33.3	88t	1
Dukes	4	58	14.5	20	0
Cline	3	42	14.0	16	0
Jamison	1	5	5.0	5	0
J. White	0	11	--	11	0
<b>Oilers</b>	<b>48</b>	<b>1225</b>	<b>25.5</b>	<b>104t</b>	<b>2</b>

FIELD GOALS	1-19	20-29	30-39	40-49	50+
Oilers	6/14	3/5	3/5	1/6	2/3

Blanda: (18G,) (13G) (36G, 17N, 10G, 28N) (N, N, N, N, 22G, 36G) (19G, 40N, 23G, 47N) (N) (50G) (45N, 44G, 40N) (52N) (40N) (35N, 20N, 32N, 16G) (18N) (53G) (32G, 26G, 10G)  
Opponents: records not available

**SACKS**  
records not available

**TACKLES (Solo-Assists-Total)**  
records not available

### USUAL STARTING LINEUP

**OFFENSE**

WR Bill Groman (89)  
LT Al Jamison (70)  
LG Bob Talamini (61)  
C George Belotti (57)  
Hugh Pitts (53)  
RG Hogan Wharton (63)  
RT Rich Michael (77)  
TE John Carson (82)  
John White (86)  
WR Charlie Hennigan (87)  
QB George Blanda (16)  
RB Billy Cannon (20)  
FB Dave Smith (32)

**DEFENSE**

LE Dalva Allen (80)  
LT Orville Trask (79)  
RT Jerry Helluin (72)  
George Shirkey (74)  
RE Don Floyd (75)  
LLB Doug Cline (31)  
MLB Dennit Morris (50)  
RLB Mike Dukes (30)  
LCB Jim Norton (43)  
RCB Mark Johnston (41)  
SS Bobby Gordon (47)  
Charles Kendall (34)  
FS Julian Spence (24)

**SPECIALISTS**

K George Blanda (16)  
P Charles Milstead (12)

All-AFL

GM: (none); Head Coach: Lou Rymkus  
Asst. Coaches: Wally Lemm, Walt Schlinkman, Mac Speedie, Fred Wallner

### AMERICAN FOOTBALL LEAGUE STANDINGS

EASTERN DIVISION		W	L	T	Pct
Houston	10	4	0	.714	
N.Y. Titans	7	7	0	.500	
Buffalo	5	8	1	.385	
Boston	5	9	0	.357	

WESTERN DIVISION		W	L	T	Pct
L.A. Chargers	10	4	0	.714	
Dallas Texans	8	6	0	.571	
Oakland	6	8	0	.429	
Denver	4	9	1	.308	

**AFL CHAMPIONSHIP**  
HOUSTON 24, L.A. Chargers 16

## ALL-TIME PRESEASON SUMMARY

OPPONENT	WON	LOST	TIED	OPPONENT	WON	LOST	TIED	OPPONENT	WON	LOST	TIED
Titans vs. Arizona	5	3	0	Titans vs. Green Bay	8	4	0	Titans vs. N.Y. Jets	8	7	0
Titans vs. Atlanta	6	5	0	Titans vs. Indianapolis	2	5	0	Titans vs. Philadelphia	4	3	0
Titans vs. Baltimore	0	1	0	Titans vs. Kansas City	3	12	0	Titans vs. Pittsburgh	0	2	0
Titans vs. Buffalo	10	3	0	Titans vs. Las Vegas	6	5	0	Titans vs. San Francisco	1	1	0
Titans vs. Carolina	1	2	0	Titans vs. L.A. Chargers	3	7	0	Titans vs. Seattle	0	3	0
Titans vs. Chicago	8	6	0	Titans vs. L.A. Rams	8	4	0	Titans vs. Tampa Bay	5	7	0
Titans vs. Cincinnati	1	1	0	Titans vs. Miami	2	1	0	Titans vs. Washington	3	5	0
Titans vs. Cleveland	2	1	0	Titans vs. Minnesota	2	7	0	<b>TOTALS:</b>	<b>130</b>	<b>143</b>	<b>1</b>
Titans vs. Dallas	13	21	0	Titans vs. New England	6	1	0				
Titans vs. Denver	5	5	0	Titans vs. New Orleans	14	15	1				
Titans vs. Detroit	2	3	0	Titans vs. N.Y. Giants	2	3	0				

## YEAR-BY-YEAR PRESEASON RESULTS

### 1960 (2-3)

SITE	OPPONENT	OILERS	OPP
Tulsa, Okla.	Dallas	10	27
Los Angeles	Los Angeles	13	22
Houston	Denver	42	3
Mobile, Ala.	N.Y. Titans	30	14
Dallas	Dallas	3	24

### 1961 (3-2)

SITE	OPPONENT	OILERS	OPP
San Diego	San Diego	14	27
Honolulu, Hawaii	Oakland	35	17
Honolulu, Hawaii	San Diego	28	42
Greenville, S.C.	N.Y. Titans	30	20
Mobile, Ala.	Denver	42	20

### 1962 (4-1)

SITE	OPPONENT	OILERS	OPP
Houston	N.Y. Titans	33	27
Atlanta	Denver	33	17
New Orleans	Boston	20	10
Mobile, Ala.	Buffalo	14	21
Miami	Dallas	34	31

### 1963 (3-2)

SITE	OPPONENT	OILERS	OPP
Denver	Denver	10	27
Shreveport, La.	N.Y. Jets	17	0
Lowell, Mass.	Boston	21	20
Houston	San Diego	3	21
Wichita, Kan.	Kansas City	23	17

### 1964 (1-4)

SITE	OPPONENT	OILERS	OPP
Boston	Boston	38	7
Little Rock, Ark.	San Diego	36	44
Houston	Denver	20	32
Las Vegas, Nev.	Oakland	20	34
Houston	Kansas City	17	27

### 1965 (5-0)

SITE	OPPONENT	OILERS	OPP
Alexandria, Va.	N.Y. Jets	21	16
Buffalo	Buffalo	29	7
Houston	Boston	27	6
San Antonio, Texas	Denver	25	3
Little Rock, Ark.	San Diego	13	10

### 1966 (1-3)

SITE	OPPONENT	OILERS	OPP
Houston	Oakland	26	17
Birmingham, Ala.	N.Y. Jets	10	16
Little Rock, Ark.	Buffalo	16	2
Kansas City	Kansas City	20	31

### 1967 (0-4)

SITE	OPPONENT	OILERS	OPP
Houston	Kansas City	9	34
Oakland	Oakland	7	24
Charlotte, N.C.	N.Y. Jets	7	13
Houston	Dallas	17	30

### 1968 (4-1)

SITE	OPPONENT	OILERS	OPP
Houston	Washington	9	3
Houston	N.Y. Jets	28	14
Houston	New Orleans	24	23
Tulsa, Okla.	Buffalo	37	7
Houston	Dallas	19	33

### 1969 (3-2)

SITE	OPPONENT	OILERS	OPP
Houston	Buffalo	24	7
Houston	Baltimore	29	33
Houston	Chicago	19	17
Houston	Dallas	11	14
New Orleans	New Orleans	30	14

### 1970 (2-4)

SITE	OPPONENT	OILERS	OPP
Houston	Chicago	13	23
Houston	New Orleans	10	19
Houston	Minnesota	7	14
Houston	Dallas	37	21
Los Angeles	Los Angeles	3	20
Miami	Philadelphia	27	7

### 1971 (4-3)

SITE	OPPONENT	OILERS	OPP
Canton, Ohio	Los Angeles	6	17
Houston	N.Y. Giants	35	6
St. Louis	St. Louis	14	16
Houston	Philadelphia	21	17
Houston	Dallas	20	28
Houston	Chicago	37	17
New Orleans	New Orleans	24	17

### 1972 (2-3-1)

SITE	OPPONENT	OILERS	OPP
Dallas	Dallas	24	25
Chicago	Chicago	17	20
Houston	Green Bay	20	3
Houston	St. Louis	33	24
Minnesota	Minnesota	14	26
Houston	New Orleans	14	14

### 1973 (2-4)

SITE	OPPONENT	OILERS	OPP
Houston	N.Y. Jets	13	16
Houston	Chicago	7	34
Green Bay	Green Bay	14	33
Houston	Dallas	27	24
Houston	Baltimore	20	9
New Orleans	New Orleans	10	16

### 1974 (3-3)

SITE	OPPONENT	OILERS	OPP
Houston	N.Y. Giants	16	7
Washington	Washington	48	3
Dallas	Dallas	13	19
Houston	Atlanta	6	10
Houston	Chicago	37	20
Houston	New Orleans	16	24

### 1975 (3-3)

SITE	OPPONENT	OILERS	OPP
New Orleans	New Orleans	13	7
Houston	Washington	24	13
Denver	Denver	21	27
Houston	Dallas	14	17
Houston	Baltimore	21	26
Chicago	Chicago	24	13

### 1976 (0-6)

SITE	OPPONENT	OILERS	OPP
Kansas City	Kansas City (OT)	3	9
Houston	New Orleans	10	13
Houston	N.Y. Giants	14	30
Houston	N.Y. Jets	24	27
Houston	Miami	6	10
Dallas	Dallas (OT)	20	26

### 1977 (2-4)

SITE	OPPONENT	OILERS	OPP
Oakland	Oakland	0	40
Houston	Baltimore	7	14
Houston	Chicago	10	14
Houston	San Francisco	17	3
Houston	Dallas	23	14
New Orleans	New Orleans	16	20

### 1978 (1-3)

SITE	OPPONENT	OILERS	OPP
Houston	Denver	12	17
Houston	Philadelphia	10	28
Dallas	Dallas	27	13
Houston	New Orleans	3	17

## PRESEASON RESULTS

**1979 (1-3)**

SITE	OPPONENT	OILERS	OPP
Houston	N.Y. Jets	14	21
Houston	St. Louis	9	7
Dallas	Dallas	13	16
New Orleans	New Orleans	7	10

**1980 (2-2)**

SITE	OPPONENT	OILERS	OPP
Houston	Tampa Bay	7	21
Houston	New Orleans	20	17
Dallas	Dallas	13	20
Houston	Buffalo	24	7

**1981 (1-3)**

SITE	OPPONENT	OILERS	OPP
Houston	Philadelphia	13	10
New Orleans	New Orleans	7	27
Tampa Bay	Tampa Bay	17	27
Dallas	Dallas	20	28

**1982 (2-2)**

SITE	OPPONENT	OILERS	OPP
Houston	New Orleans	22	20
Houston	N.Y. Jets	16	33
Houston	Tampa Bay	21	6
Dallas	Dallas	14	20

**1983 (0-4)**

SITE	OPPONENT	OILERS	OPP
Houston	Baltimore	0	15
Houston	Tampa Bay	17	23
New Orleans	New Orleans	13	20
Dallas	Dallas	31	34

**1984 (1-3)**

SITE	OPPONENT	OILERS	OPP
Tampa Bay	Tampa Bay	17	30
Houston	N.Y. Jets	36	17
Houston	New Orleans	19	31
Dallas	Dallas	24	31

**1985 (1-4)**

SITE	OPPONENT	OILERS	OPP
Canton, Ohio	N.Y. Giants	20	21
Los Angeles	L.A. Rams	3	7
New Orleans	New Orleans	23	20
Houston	Kansas City	19	24
Dallas	Dallas	10	20

**1986 (4-0)**

SITE	OPPONENT	OILERS	OPP
Los Angeles	L.A. Rams	17	14
Houston	Buffalo	23	20
Houston	New Orleans	24	13
Dallas	Dallas	17	14

**1987 (2-2)**

SITE	OPPONENT	OILERS	OPP
Houston	Kansas City	20	32
New Orleans	New Orleans	16	13
Indianapolis	Indianapolis	6	17
Dallas	Dallas	18	13

**1988 (4-0)**

SITE	OPPONENT	OILERS	OPP
Houston	Buffalo	13	9
Memphis, Tenn.	New England	27	14
Los Angeles	L.A. Rams	20	17
Dallas	Dallas	54	10

**1989 (2-2)**

SITE	OPPONENT	OILERS	OPP
Tampa Bay	Tampa Bay	23	41
Jacksonville, Fla.	Miami	26	10
Oakland	L.A. Raiders	23	21
Dallas	Dallas	28	30

**1990 (1-3)**

SITE	OPPONENT	OILERS	OPP
Houston	Detroit	10	34
Houston	N.Y. Giants	10	13
Minnesota	Minnesota	21	22
Dallas	Dallas	27	6

**1991 (2-2)**

SITE	OPPONENT	OILERS	OPP
San Diego	San Diego	29	31
Houston	Atlanta	7	36
Houston	Dallas	30	20
Memphis, Tenn.	L.A. Rams	16	13

**1992 (4-1)**

SITE	OPPONENT	OILERS	OPP
Tokyo, Japan	Dallas	34	23
Detroit	Detroit	17	7
Dallas	Dallas	17	16
New Orleans	New Orleans	33	3
Los Angeles	L.A. Raiders	26	30

**1993 (1-3)**

SITE	OPPONENT	OILERS	OPP
San Antonio, Texas	New Orleans	28	37
Houston	Detroit	20	24
San Antonio, Texas	Dallas	23	20
Houston	Seattle	10	20

**1994 (2-3)**

SITE	OPPONENT	OILERS	OPP
Kansas City	Kansas City	17	24
San Antonio, Texas	San Diego	31	3
Mexico City, Mexico	Dallas	6	0
San Antonio, Texas	Buffalo	16	18
Houston	L.A. Raiders	23	24

**1995 (0-3)**

SITE	OPPONENT	OILERS	OPP
Houston	Arizona	13	16
Knoxville, Tenn.	Washington (OT)	13	16
Houston	San Diego	canceled	
San Antonio, Texas	Dallas	0	10

**1996 (2-2)**

SITE	OPPONENT	OILERS	OPP
Jackson, Miss.	N.Y. Jets	31	13
Houston	Indianapolis	16	12
Houston	Detroit	23	34
Orlando, Fla.	Dallas	19	24

**1997 (0-4)**

SITE	OPPONENT	OILERS	OPP
Memphis, Tenn.	New Orleans	12	21
Nashville	Washington	12	18
Nashville	San Diego	7	21
Dallas	Dallas	10	34

**1998 (3-1)**

SITE	OPPONENT	OILERS	OPP
Atlanta	Atlanta	31	16
Nashville	Washington	24	27
New Orleans	New Orleans	26	24
Nashville	Denver	16	13

**1999 (1-3)**

SITE	OPPONENT	TITANS	OPP
Kansas City	Kansas City	20	22
Phoenix	Arizona	17	27
Nashville	Atlanta	17	3
Nashville	New Orleans	11	12

**2000 (3-1)**

SITE	OPPONENT	TITANS	OPP
Nashville	Kansas City	14	10
Nashville	St. Louis	30	3
Philadelphia	Philadelphia	32	34
Chicago	Chicago	34	28

**2001 (3-1)**

SITE	OPPONENT	TITANS	OPP
Nashville	Chicago	27	24
St. Louis	St. Louis	23	10
Nashville	Philadelphia	14	20
Detroit	Detroit	28	25

**2002 (2-2)**

SITE	OPPONENT	TITANS	OPP
Nashville	St. Louis	28	26
Nashville	Oakland	24	14
Minnesota	Minnesota	10	14
Green Bay	Green Bay	20	21

**2003 (4-0)**

SITE	OPPONENT	TITANS	OPP
Nashville	Cleveland	10	6
Nashville	Buffalo	37	24
Cincinnati	Cincinnati	23	15
Green Bay	Green Bay	27	3

**2004 (3-1)**

SITE	OPPONENT	TITANS	OPP
Nashville	Cleveland	24	3
Buffalo	Buffalo	16	15
Dallas	Dallas	17	20
Nashville	Green Bay	27	7

**2005 (1-3)**

SITE	OPPONENT	TITANS	OPP
Nashville	Tampa Bay (OT)	10	17
Atlanta	Atlanta	24	21
San Francisco	San Francisco (OT)	13	16
Nashville	Green Bay	17	21

**2006 (1-3)**

SITE	OPPONENT	TITANS	OPP
Nashville	New Orleans	16	19
Denver	Denver	10	35
Nashville	Atlanta	6	20
Green Bay	Green Bay	35	21

**2007 (3-1)**

SITE	OPPONENT	TITANS	OPP
Nashville	Washington	6	14
New England	New England	27	24
Buffalo	Buffalo	28	17
Nashville	Green Bay	30	14

**2008 (3-1)**

SITE	OPPONENT	TITANS	OPP
Nashville	St. Louis	34	13
Nashville	Oakland	17	16
Atlanta	Atlanta	3	17
Green Bay	Green Bay	23	21

## PRESEASON RESULTS

### 2009 (3-2)

SITE	OPPONENT	TITANS	OPP
Canton, Ohio	Buffalo	21	18
Nashville	Tampa Bay	27	20
Dallas	Dallas	10	30
Cleveland	Cleveland	17	23
Nashville	Green Bay	27	13

### 2010 (2-2)

SITE	OPPONENT	TITANS	OPP
Seattle	Seattle	18	20
Nashville	Arizona	24	10
Carolina	Carolina	7	15
Nashville	New Orleans	27	24

### 2011 (3-1)

SITE	OPPONENT	TITANS	OPP
Nashville	Minnesota	14	13
St. Louis	St. Louis	16	17
Nashville	Chicago	14	13
New Orleans	New Orleans	32	9

### 2012 (3-1)

SITE	OPPONENT	TITANS	OPP
Seattle	Seattle	17	27
Tampa Bay	Tampa Bay	30	7
Nashville	Arizona	32	27
Nashville	New Orleans	10	6

### 2013 (1-3)

SITE	OPPONENT	TITANS	OPP
Nashville	Washington	21	22
Cincinnati	Cincinnati	19	27
Nashville	Atlanta	27	16
Minnesota	Minnesota	23	24

### 2014 (2-2)

SITE	OPPONENT	TITANS	OPP
Nashville	Green Bay	20	16
New Orleans	New Orleans	24	31
Atlanta	Atlanta	24	17
Nashville	Minnesota	3	19

### 2015 (2-2)

SITE	OPPONENT	TITANS	OPP
Atlanta	Atlanta	24	31
Nashville	St. Louis	27	14
Kansas City	Kansas City	10	34
Nashville	Minnesota	24	17

### 2016 (3-1)

SITE	OPPONENT	TITANS	OPP
Nashville	San Diego	27	10
Nashville	Carolina	16	26
Oakland	Oakland	27	14
Miami	Miami	21	10

### 2017 (1-3)

SITE	OPPONENT	TITANS	OPP
East Rutherford	N.Y. Jets	3	7
Nashville	Carolina	34	27
Nashville	Chicago	7	19
Kansas City	Kansas City	6	30

### 2018 (0-4)

SITE	OPPONENT	TITANS	OPP
Green Bay	Green Bay	17	31
Nashville	Tampa Bay	14	30
Pittsburgh	Pittsburgh	6	16
Nashville	Minnesota	3	13

### 2019 (2-2)

SITE	OPPONENT	TITANS	OPP
Philadelphia	Philadelphia	27	10
Nashville	New England	17	22
Nashville	Pittsburgh	6	18
Chicago	Chicago	19	15

### 2020 (0-0)

SITE	OPPONENT	TITANS	OPP

No Preseason because of COVID-19 pandemic

### 2021 (2-1)

SITE	OPPONENT	TITANS	OPP
Atlanta	Atlanta	23	3
Tampa Bay	Tampa Bay	34	3
Nashville	Chicago	24	27

### 2022 (2-1)

SITE	OPPONENT	TITANS	OPP
Baltimore	Baltimore	10	23
Nashville	Tampa Bay	13	3
Nashville	Arizona	26	23



## TITANS VS. THE NFL

*All-time regular season and playoff records versus 31 current NFL opponents*

OPPONENT	FIRST MEETING	REGULAR SEASON			POSTSEASON			COMBINED			STREAK	LAST TIME
		HOME	AWAY	TOTAL	HOME	AWAY	TOTAL	HOME	AWAY	TOTAL		
Arizona Cardinals	1970	2-5-0	2-3-0	4-8-0	0-0	0-0	0-0	2-5-0	2-3-0	4-8-0	L3	9/12/21 at Ten, L 13-38
Atlanta Falcons	1972	5-2-0	3-5-0	8-7-0	0-0	0-0	0-0	5-2-0	3-5-0	8-7-0	W1	9/29/19 at Atl, W 24-10
Baltimore Ravens	1996	6-5-0	5-5-0	11-10-0	0-3	2-0	2-3	6-8-0	7-5-0	13-13-0	L1	1/10/21 at Ten, L 13-20
Buffalo Bills	1960	15-8-0	14-10-0	29-18-0	1-0	0-2	1-2	16-8-0	14-12-0	30-20-0	L1	9/19/22 at Buf, L 7-41
Carolina Panthers	1996	1-2-0	2-1-0	3-3-0	0-0	0-0	0-0	1-2-0	2-1-0	3-3-0	L2	11/3/19 at Car, L 20-30
Chicago Bears	1973	3-4-0	4-2-0	7-6-0	0-0	0-0	0-0	3-4-0	4-2-0	7-6-0	W2	11/8/20 at Ten, W 24-17
Cincinnati Bengals	1968	23-14-1	17-21-0	40-35-1	0-1	0-1	0-2	23-15-1	17-22-0	40-37-1	L3	11/27/22 at Ten, L 16-20
Cleveland Browns	1970	14-20-0	17-16-0	31-36-0	0-0	1-0	1-0	14-20-0	17-16-0	31-36-0	L1	12/6/20 at Ten, L 35-41
Dallas Cowboys	1970	2-6-0	5-3-0	7-9-0	0-0	0-0	0-0	2-6-0	5-3-0	7-9-0	L1	12/29/22 at Ten, L 13-27
Denver Broncos	1960	16-6-0	8-10-1	24-16-1	1-0	0-2	1-2	17-6-0	8-12-1	25-18-1	W2	11/13/22 at Ten, W 17-10
Detroit Lions	1971	6-2-0	4-1-0	10-3-0	0-0	0-0	0-0	6-2-0	4-1-0	10-3-0	W6	12/20/20 at Ten, W 46-25
Green Bay Packers	1972	3-3-0	5-3-0	8-6-0	0-0	0-0	0-0	3-3-0	5-3-0	8-6-0	W1	11/17/22 at GB, W 27-17
Houston Texans	2002	12-9-0	11-10-0	23-19-0	0-0	0-0	0-0	12-9-0	11-10-0	23-19-0	L1	12/24/22 at Ten, L 14-19
Indianapolis Colts	1970	10-16-0	11-19-0	21-35-0	0-0	1-0	1-0	10-16-0	12-19-0	22-35-0	W5	10/23/22 at Ten, W 19-10
Jacksonville Jaguars	1995	18-10-0	15-13-0	33-23-0	0-0	1-0	1-0	18-10-0	16-13-0	34-23-0	L2	1/7/23 at Jax, L 16-20
Kansas City Chiefs	1960	14-10-0	10-18-0	24-28-0	0-2	1-1	1-3	14-12-0	11-19-0	25-31-0	L1	11/6/22 at KC, L 17-20 (OT)
Las Vegas Raiders	1960	15-14-0	7-12-0	22-26-0	0-0	0-4	0-4	15-14-0	7-16-0	22-30-0	W2	9/25/22 at Ten, W 24-22
Los Angeles Chargers	1960	12-9-0	3-19-1^	15-27-1	1-0	2-1	3-1	13-9-0	5-20-1	18-28-1	L1	12/18/22 at LAC, L 14-17
Los Angeles Rams	1973	3-4-0	3-3-0	6-7-0	0-0	0-0	0-1*	3-4-0	3-3-0	6-8-0*	W1	11/7/21 at LAR, W 28-16
Miami Dolphins	1966	9-8-0	8-13-0	17-21-0	0-0	1-0	1-0	9-8-0	9-13-0	18-21-0	W1	1/2/22 at Ten, W 34-3
Minnesota Vikings	1974	3-2-0	2-7-0	5-9-0	0-0	0-0	0-0	3-2-0	2-7-0	5-9-0	W1	9/27/20 at Min, W 31-30
New England Patriots	1960	11-7-0	5-17-1	16-24-1	0-0	2-2	2-2	11-7-0	7-19-1	18-26-1	L1	11/28/21 at NE, L 13-36
New Orleans Saints	1971	3-4-1	6-2-0	9-6-1	0-0	0-0	0-0	3-4-1	6-2-0	9-6-1	W1	11/14/21 at Ten, W 23-21
New York Giants	1973	3-4-0	3-3-0	6-7-0	0-0	0-0	0-0	3-4-0	3-3-0	6-7-0	L1	9/11/22 at Ten, L 20-21
New York Jets	1960	18-6-0	6-14-1	24-20-1	1-0	0-0	1-0	19-7-0	6-13-1	25-20-1	L1	10/3/21 at NYJ, L 24-27 OT
Philadelphia Eagles	1972	3-3-0	2-5-0	5-8-0	0-0	0-0	0-0	3-3-0	2-5-0	5-8-0	L1	12/4/22 at Phi, L 10-35
Pittsburgh Steelers	1970	19-19-0	12-26-0	31-45-0	1-1	0-2	1-3	20-20-0	12-28-0	32-48-0	L4	12/19/21 at Pit, L 13-19
San Francisco 49ers	1970	3-5-0	3-4-0	6-9-0	0-0	0-0	0-0	3-5-0	3-4-0	6-9-0	W1	12/23/21 at Ten, W 20-17
Seattle Seahawks	1977	4-3-0	3-7-0	7-10-0	1-0	0-0	1-0	5-3-0	3-7-0	8-10-0	W2	9/19/21 at Sea, W 33-30
Tampa Bay Buccaneers	1976	8-0-0	2-2-0	10-2-0	0-0	0-0	0-0	8-0-0	2-2-0	10-2-0	W3	10/27/19 at Ten, W 27-23
Washington Commanders	1971	4-2-0	4-4-0	8-6-0	0-0	0-0	0-0	4-2-0	4-4-0	8-6-0	W2	10/9/22 at Was, W 21-17

\* Series vs. Los Angeles Rams includes Super Bowl XXXIV loss in Atlanta, Ga.

^ Series vs. Los Angeles Chargers includes a 2018 road loss in London, U.K.

**Notes:** The Cardinals were previously the Phoenix Cardinals (1988-93), St. Louis Cardinals (1960-87) and Chicago Cardinals (1920-59). The Bears were previously the Decatur Staleys (1920) and Chicago Staleys (1921). The Browns did not play from 1996-98 and rejoined league as expansion team in 1999. The Colts were previously the Baltimore Colts (1953-83). The Chiefs were previously the Dallas Texans (1960-62). The Patriots were previously the Boston Patriots (1960-70). The Jets were previously the New York Titans (1960-62). The Raiders were previously the Oakland Raiders (1960-81 and 1995-2019) and the Los Angeles Raiders (1982-94). The Rams were previously the Cleveland Rams (1937-42, 1944-45) and the St. Louis Rams (1995-2015).

## TEAM-BY-TEAM RESULTS

### Oilers/Titans Home Stadium Dates

1960-64: Jeppesen Stadium, Houston  
 1965-67: Rice Stadium, Houston  
 1968-96: Astrodome, Houston  
 1997: Liberty Bowl, Memphis  
 1998: Vanderbilt Stadium, Nashville  
 1999-Present: Nissan Stadium, Nashville

### Abbreviations

AFL Champ - AFL Championship game  
 AFL Div - AFL Divisional playoff game  
 WC - first round playoff game (Wild Card)  
 Div - Divisional playoff game  
 Champ - AFC Championship game  
 SB - Super Bowl XXXIV



### vs. ARIZONA CARDINALS

Regular Season: 4-8 (Home 2-5, Away 2-3) • Playoffs: 0-0

Date	Site	W/L	Score
11-1-70	St.L	L	0-44
10-20-74	Hou	L	27-31
10-7-79	Hou	L	17-24
10-27-85	St.L	W	20-10
11-20-88	Hou	W	38-20
12-4-94	Hou	L	12-30
10-26-97	Ariz	W	41-14
10-23-05	Ariz	L	10-20

Date	Site	W/L	Score
11-29-09	Tenn	W	20-17
12-15-13	Tenn	L	34-37 OT
12-10-17	Ariz	L	7-12
9-12-21	Tenn	L	13-38

**Points:** Titans 239, Cardinals 297  
**Longest Win Streak:** 2 (1985-88)  
**Longest Losing Streak:** 3 (Twice, last 2013-21)  
**At Nissan Stadium:** 1-2  
**At Univ. of Phoenix Stadium:** 0-1



### vs. ATLANTA FALCONS

Regular Season: 8-7 (Home 5-2, Away 3-5) • Playoffs: 0-0

Date	Site	W/L	Score
12-3-72	Atl	L	10-20
11-28-76	Hou	W	20-14
9-3-78	Atl	L	14-20
11-29-81	Hou	L	27-31
9-23-84	Atl	L	10-42
10-25-87	Hou	W	37-33

Date	Site	W/L	Score
9-9-90	Atl	L	27-47
12-5-93	Hou	W	33-17
10-13-96	Atl	W	23-13
12-19-99	Tenn	W	30-17
11-23-03	Atl	W	38-31
10-7-07	Tenn	W	20-13

Date	Site	W/L	Score
11-20-11	Atl	L	17-23
10-25-15	Ten	L	7-10
9-29-19	Atl	W	24-10

**Points:** Titans 337, Falcons 341  
**Longest Win Streak:** 5 (1993-2007)  
**Longest Losing Streak:** 3 (1978-84)  
**At Nissan Stadium:** 2-1  
**At Georgia Dome:** 2-1  
**At Mercedes-Benz Stadium:** 1-0



### vs. BALTIMORE RAVENS

Regular Season: 11-10 (Home 6-5, Away 5-5) • Playoffs: 2-3 (Home 0-3, Away 2-0)

Date	Site	W/L	Score
9-15-96	Hou	W	29-13
12-22-96	Balt	W	24-21 OT
9-21-97	Tenn	L	10-36
12-14-97	Balt	L	19-21
10-11-98	Balt	W	12-8
12-6-98	Tenn	W	16-14
10-10-99	Tenn	W	14-11
12-5-99	Balt	L	14-41
10-22-00	Balt	W	14-6

Date	Site	W/L	Score
11-12-00	Tenn	L	23-24
1-7-01	Tenn	L	10-24 (Div)
10-7-01	Balt	L	7-26
11-12-01	Tenn	L	10-16
11-24-02	Balt	L	12-13
1-3-04	Balt	W	20-17 (WC)
9-18-05	Tenn	W	25-10
11-12-06	Tenn	L	26-27
10-05-08	Balt	W	13-10

Date	Site	W/L	Score
1-10-09	Tenn	L	10-13 (Div)
9-18-11	Tenn	W	26-13
11-9-14	Balt	L	7-21
11-5-17	Tenn	W	23-20
10-14-18	Tenn	L	0-21
1-11-20	Balt	W	28-12 (Div)
11-22-20	Balt	W	30-24 OT
1-10-21	Tenn	L	13-20 (WC)

**Points:** Titans 435, Ravens 482  
**Longest Win Streak:** 3 (1998-99)  
**Longest Losing Streak:** 5 (2000-02)  
**At Nissan Stadium:** 4-7  
**At M&T Bank Stadium:** 6-4  
**Series Sweeps:** Titans (1996, 98); Ravens (1997, 2001)



### vs. BUFFALO BILLS

Regular Season: 29-18 (Home 15-8, Away 14-10) • Playoffs: 1-2 (Home 1-0, Away 0-2)

Date	Site	W/L	Score
10-30-60	Buf	L	24-25
12-11-60	Hou	W	31-23
10-8-61	Hou	L	12-22
10-29-61	Buf	W	28-16
9-9-62	Buf	W	28-23
10-7-62	Hou	W	17-14
9-28-63	Buf	W	31-20
10-20-63	Hou	W	28-14
10-11-64	Hou	L	17-48
11-1-64	Buf	L	10-24
10-31-65	Buf	W	19-17
12-5-65	Hou	L	18-29
9-25-66	Buf	L	20-27
11-20-66	Hou	L	20-42
9-17-67	Buf	W	20-3
10-29-67	Hou	W	10-3

Date	Site	W/L	Score
10-27-68	Buf	W	30-7
12-7-68	Hou	W	35-6
9-21-69	Buf	W	17-3
10-5-69	Hou	W	28-14
12-12-71	Buf	W	20-14
11-10-74	Buf	W	21-9
9-19-76	Buf	W	13-3
10-15-78	Hou	W	17-10
9-25-83	Buf	L	13-30
11-10-85	Buf	L	0-20
12-21-86	Hou	W	16-7
9-20-87	Buf	L	30-34
1-1-89	Buf	L	10-17 (Div)
9-24-89	Hou	L	41-47 OT
11-26-90	Hou	W	27-24
12-27-92	Hou	W	27-3

Date	Site	W/L	Score
1-3-93	Buf	L	38-41 OT (WC)
10-11-93	Buf	L	7-35
9-18-94	Hou	L	7-15
12-24-95	Buf	W	28-17
11-23-97	Tenn	W	31-14
1-8-00	Tenn	W	22-16 (WC)
9-3-00	Buf	L	13-16
12-14-03	Tenn	W	28-26
12-24-06	Buf	W	30-29
11-15-09	Tenn	W	41-17
12-4-11	Buf	W	23-17
10-21-12	Buf	W	35-34
10-11-15	Tenn	L	13-14
10-7-18	Buf	L	12-13
10-6-19	Tenn	L	7-14
10-13-20	Tenn	W	42-16

**Points:** Titans 1,096, Bills 1,004  
**Longest Win Streak:** 10 (1967-78)  
**Longest Losing Streak:** 3 (last 2015-19)  
**At Nissan Stadium:** 5-1 overall (1-0 post)  
**At Ralph Wilson Stadium:** 6-7 overall (0-2 postseason)  
**At New Era Field:** 0-1 overall  
**At Highmark Stadium:** 0-1 overall  
**Series Sweeps:** Titans (1962, 63, 67, 68, 69); Bills (1964, 66)



### vs. CAROLINA PANTHERS

Regular Season: 3-3 (Home 1-2, Away 2-1) • Playoffs: 0-0

Date	Site	W/L	Score
11-24-96	Hou	L	6-31
10-19-03	Car	W	37-17
11-4-07	Tenn	W	20-7
11-13-11	Car	W	30-3
11-15-15	Tenn	L	10-27

Date	Site	W/L	Score
11-3-19	Car	L	20-30

**Total Points:** Titans 123, Panthers 115  
**Longest Win Streak:** 3 (2003-11)  
**Longest Losing Streak:** 2 (2015-19)  
**At Nissan Stadium:** 1-1  
**At Bank of America Stadium:** 2-1



vs. CHICAGO BEARS

Regular Season: 7-6 (Home 3-4, Away 4-2) • Playoffs: 0-0

Date	Site	W/L	Score
10-28-73	Chi	L	14-35
11-6-77	Hou	W	47-0
11-16-80	Chi	W	10-6
10-12-86	Hou	L	7-20
10-15-89	Chi	W	33-28

Date	Site	W/L	Score
12-7-92	Hou	W	24-7
10-22-95	Chi	L	32-35
10-25-98	Tenn	L	20-23
11-14-04	Tenn	L	17-19 OT
11-9-08	Chi	W	21-14

Date	Site	W/L	Score
11-4-12	Tenn	L	20-51
11-27-16	Chi	W	27-21
11-8-20	Tenn	W	24-17

**Total Points:** Titans 296, Bears 266  
**Longest Win Streak:** 2 (last 1989-92)  
**Longest Losing Streak:** 3 (1995-04)  
**At Nissan Stadium:** 1-2  
**At Soldier Field:** 4-2



vs. CINCINNATI BENGALS

Regular Season: 40-35-1 (Home 23-14-1, Away 17-21) • Playoffs: 0-2 (Home 0-1, Away 0-1)

Date	Site	W/L	Score
11-3-68	Cin	W	27-17
11-9-69	Hou	T	31-31
10-4-70	Cin	W	20-13
12-13-70	Hou	L	20-30
10-31-71	Hou	W	10-6
11-21-71	Cin	L	13-28
10-29-72	Cin	L	7-30
12-17-72	Hou	L	17-61
9-23-73	Cin	L	10-24
12-16-73	Hou	L	24-27
10-27-74	Cin	W	21-34
11-17-74	Hou	W	20-3
10-5-75	Hou	L	19-21
11-30-75	Cin	L	19-23
10-24-76	Hou	L	7-27
11-14-76	Cin	L	27-31
10-30-77	Cin	L	10-13 OT
12-18-77	Hou	W	21-16
10-29-78	Cin	L	13-28
11-26-78	Hou	W	17-10
9-23-79	Cin	W	30-27 OT
11-18-79	Hou	W	42-21
9-28-80	Cin	W	13-10

Date	Site	W/L	Score
10-26-80	Hou	W	23-3
10-4-81	Hou	W	17-10
11-1-81	Cin	L	21-34
9-12-82	Cin	L	6-27
1-2-83	Hou	L	27-35
11-6-83	Hou	L	14-55
11-20-83	Cin	L	10-38
10-7-84	Cin	L	3-13
10-28-84	Hou	L	13-31
10-20-85	Hou	W	27-44
12-1-85	Cin	L	27-45
10-19-86	Cin	L	28-31
11-9-86	Hou	W	32-28
11-1-87	Cin	W	31-29
12-27-87	Hou	W	21-17
10-23-88	Cin	L	21-44
12-11-88	Hou	W	41-6
11-13-89	Hou	W	26-24
12-17-89	Cin	L	7-61
10-14-90	Hou	W	48-17
12-23-90	Cin	L	20-40
<b>1-6-91</b>	<b>Cin</b>	<b>L</b>	<b>14-41 (WC)</b>
9-8-91	Cin	W	30-7

Date	Site	W/L	Score
10-27-91	Hou	W	35-3
10-11-92	Cin	W	38-24
10-25-92	Hou	W	26-10
10-24-93	Hou	W	28-12
11-14-93	Cin	W	38-3
9-25-94	Hou	W	20-13
11-13-94	Cin	L	31-34
9-24-95	Cin	W	38-28
11-12-95	Hou	L	25-32
10-6-96	Cin	W	30-27 OT
12-15-96	Hou	L	13-21
10-12-97	Tenn	W	30-7
12-4-97	Cin	L	14-41
9-6-98	Cin	W	23-14
10-18-98	Tenn	W	44-14
9-12-99	Tenn	W	36-35
11-14-99	Cin	W	24-14
10-8-00	Cin	W	23-14
12-10-00	Tenn	W	35-3
11-18-01	Cin	W	20-7
1-6-02	Tenn	L	21-23
10-27-02	Cin	W	30-24
10-31-04	Tenn	W	27-20

Date	Site	W/L	Score
10-16-05	Tenn	L	23-31
11-25-07	Cin	L	6-35
9-14-08	Cin	W	24-7
11-6-11	Tenn	L	17-24
9-21-14	Cin	L	7-33
11-12-17	Tenn	W	24-20
11-1-20	Cin	L	20-31
<b>1-22-22</b>	<b>Tenn</b>	<b>L</b>	<b>16-19 (Div)</b>
11-27-22	Ten	L	16-20

**Total Points:** Titans 1,777, Bengals 1,824  
**Longest Win Streak:** 7 (last 1998-01)  
**Longest Losing Streak:** 7 (1981-84)  
**At Nissan Stadium:** 4-5  
**At Paul Brown Stadium:** 4-3  
**Series Sweeps:** Titans (1974, 79, 80, 87, 91, 92, 93, 98, 99, 00); Bengals (1972, 73, 75, 76, 82, 83, 84)



vs. CLEVELAND BROWNS

Regular Season: 31-36 (Home 14-20, Away 17-16) • Playoffs: 1-0 (Home 0-0, Away 1-0)

Date	Site	W/L	Score
11-22-70	Clev	L	14-28
12-7-70	Hou	L	10-21
9-19-71	Clev	L	0-31
11-28-71	Hou	L	24-27
10-22-72	Hou	L	17-23
11-5-72	Clev	L	0-20
10-21-73	Clev	L	13-42
11-11-73	Hou	L	13-23
9-22-74	Clev	L	7-20
12-15-74	Hou	W	24-28
10-12-75	Clev	W	10-40
12-21-75	Hou	W	10-21
11-7-76	Hou	L	7-21
12-5-76	Clev	L	10-13
10-16-77	Hou	L	23-24
12-11-77	Clev	W	15-19
10-1-78	Clev	W	13-16
11-5-78	Hou	W	10-14
9-30-79	Hou	W	31-10
12-2-79	Clev	L	7-14

Date	Site	W/L	Score
9-15-80	Clev	W	7-16
11-30-80	Hou	L	14-17
9-13-81	Clev	W	9-3
12-3-81	Hou	W	17-13
12-26-82	Hou	L	14-20
10-30-83	Clev	L	19-25 OT
12-11-83	Hou	W	27-34
11-25-84	Clev	L	10-27
12-16-84	Hou	L	20-27
10-13-85	Hou	L	6-21
12-15-85	Clev	L	21-28
9-14-86	Hou	L	20-23
11-30-86	Clev	L	10-13 OT
10-11-87	Clev	W	15-10
11-22-87	Hou	L	7-40
11-7-88	Hou	W	24-17
12-18-88	Clev	L	23-28
<b>12-24-88</b>	<b>Clev</b>	<b>W</b>	<b>24-23 (WC)</b>
10-29-89	Clev	L	17-28
12-23-89	Hou	L	20-24

Date	Site	W/L	Score
11-18-90	Clev	W	35-23
12-9-90	Hou	W	58-14
11-17-91	Hou	W	28-24
12-15-91	Clev	W	17-14
11-8-92	Hou	L	14-24
12-20-92	Clev	W	17-14
11-21-93	Clev	W	27-20
12-12-93	Hou	W	19-17
10-13-94	Hou	L	8-11
11-27-94	Clev	L	10-34
9-17-95	Hou	L	7-14
11-5-95	Clev	W	37-10
9-19-99	Tenn	W	26-9
11-28-99	Clev	W	33-21
11-19-00	Tenn	W	24-10
12-17-00	Clev	W	24-0
12-2-01	Clev	W	31-15
12-30-01	Tenn	L	38-41
9-22-02	Tenn	L	28-31 OT
11-6-05	Clev	L	14-20

Date	Site	W/L	Score
12-7-08	Tenn	W	28-9
10-2-11	Clev	W	31-13
10-5-14	Tenn	L	28-29
9-20-15	Clev	L	14-28
10-16-16	Tenn	W	28-26
10-22-17	Clev	W	12-9
9-8-19	Clev	W	43-13
12-6-20	Tenn	L	35-41

**Total Points:** Titans 1,368, Browns 1,364  
**Longest Win Streak:** 6 (1995-01)  
**Longest Losing Streak:** 9 (1970-74)  
**At Nissan Stadium:** 4-4  
**At FirstEnergy Stadium:** 6-2  
**Series Sweeps:** Titans (1975, 78, 81, 90, 91, 93, 99, 00); Browns (1970, 71, 72, 73, 76, 84, 85, 86, 89, 94)



vs. DALLAS COWBOYS

Regular Season: 7-9 (Home 2-6, Away 5-3) • Playoffs: 0-0

Date	Site	W/L	Score
12-20-70	Dal	L	10-52
11-24-74	Hou	L	0-10
11-22-79	Dal	W	30-24
12-13-82	Hou	L	7-37
9-29-85	Hou	L	10-17
11-24-88	Dal	W	25-17
11-10-91	Hou	W	26-23 OT
9-11-94	Dal	L	17-20

Date	Site	W/L	Score
11-27-97	Dal	W	27-14
12-25-00	Tenn	W	31-0
9-15-02	Dal	L	13-21
10-1-06	Tenn	L	14-45
10-10-10	Dal	W	34-27
9-14-14	Tenn	L	10-26
11-5-18	Dal	W	28-14
12-29-22	Tenn	L	13-27

**Total Points:** Titans 295, Cowboys 374  
**Longest Win Streak:** 2 (last 1997-00)  
**Longest Losing Streak:** 2 (last 2002-06)  
**At Nissan Stadium:** 1-3  
**At AT&T Stadium:** 2-0





vs. DENVER BRONCOS

Regular Season: 24-16-1 (Home 16-6, Away 8-10-1) • Playoffs: 1-2 (Home 1-0, Away 0-2)

Date	Site	W/L	Score
11-6-60	Den	W	45-25
11-20-60	Hou	W	20-10
11-5-61	Den	W	55-13
11-26-61	Hou	W	45-14
10-21-62	Den	L	10-20
12-2-62	Hou	W	34-17
9-14-63	Hou	W	14-20
10-13-63	Den	W	33-24
9-27-64	Den	W	38-17
12-20-64	Hou	W	34-15
10-17-65	Den	L	17-28
11-14-65	Hou	L	21-31
9-3-66	Hou	W	45-7
10-2-66	Den	L	38-40

Date	Site	W/L	Score
10-1-67	Hou	W	10-6
11-12-67	Den	W	20-18
11-17-68	Hou	W	38-17
10-26-69	Hou	W	24-21
11-16-69	Den	T	20-20
11-29-70	Hou	W	31-21
9-17-72	Den	L	17-30
10-14-73	Hou	L	20-48
12-8-74	Den	L	14-38
10-10-76	Hou	W	17-3
12-4-77	Hou	L	14-24
<b>12-23-79</b>	<b>Hou</b>	<b>W</b>	<b>13-7 (WC)</b>
11-2-80	Den	W	20-16
10-9-83	Hou	L	14-26

Date	Site	W/L	Score
10-6-85	Den	L	20-31
10-4-87	Den	W	40-10
<b>1-10-88</b>	<b>Den</b>	<b>L</b>	<b>10-34 (Div)</b>
10-6-91	Hou	W	42-14
<b>1-4-92</b>	<b>Den</b>	<b>L</b>	<b>24-26 (Div)</b>
10-18-92	Den	L	21-27
11-26-95	Hou	W	42-33
12-25-04	Tenn	L	16-37
11-19-07	Den	L	20-34
10-3-10	Tenn	L	20-26
9-25-11	Tenn	W	17-14
12-8-13	Den	L	28-51
12-11-16	Ten	W	13-10
10-13-19	Den	L	0-16

9-14-20 Den W 16-14  
11-13-22 Ten W 17-10

**Total Points:** Titans 1,073, Broncos 977  
**Longest Win Streak:** 5 (1962-65)  
**Longest Losing Streak:** 3 (1972-74, 2004-10)  
**At Nissan Stadium:** 3-2  
**At Empower Field at Mile High:** 1-3  
**Series Sweeps:** Titans (1960, 61, 63, 64, 67, 68); Broncos (1965)



vs. DETROIT LIONS

Regular Season: 10-3 (Home 6-2, Away 4-1) • Playoffs: 0-0

Date	Site	W/L	Score
10-17-71	Hou	L	7-31
10-26-75	Hou	W	24-8
11-13-83	Hou	W	27-17
10-5-86	Det	L	13-24
11-5-89	Hou	W	35-31
11-26-92	Det	W	24-21

Date	Site	W/L	Score
12-10-95	Hou	L	17-24
10-21-01	Det	W	27-24
1-2-05	Tenn	W	24-19
11-27-08	Det	W	47-10
9-23-12	Tenn	W	44-41 OT
9-18-16	Det	W	16-15

Date	Site	W/L	Score
12-20-20	Ten	W	46-25

**Total Points:** Titans 351, Lions 290  
**Longest Win Streak:** 6 (2001-20)  
**Longest Losing Streak:** 1 (last 1995)  
**At Nissan Stadium:** 3-0  
**At Ford Field:** 2-0



vs. GREEN BAY PACKERS

Regular Season: 8-6 (Home 3-3, Away 5-3) • Playoffs: 0-0

Date	Site	W/L	Score
11-19-72	Hou	L	10-23
9-25-77	GB	W	16-10
12-14-80	GB	W	22-3
9-4-83	Hou	L	38-41 OT
9-7-86	GB	W	31-3
12-13-92	Hou	L	14-16

Date	Site	W/L	Score
12-20-98	GB	L	22-30
12-16-01	Tenn	W	26-20
10-11-04	GB	W	48-27
11-02-08	Tenn	W	19-16 OT
12-23-12	GB	L	7-55
11-13-16	Tenn	W	47-25

Date	Site	W/L	Score
12-27-20	GB	L	14-40
11-17-22	GB	W	27-17

**Total Points:** Titans 341, Packers 326  
**Longest Win Streak:** 3 (last 2001-08)  
**Longest Losing Streak:** 2 (1992-98)  
**At Nissan Stadium:** 3-0  
**At Lambeau Field:** 5-3



vs. HOUSTON TEXANS

Regular Season: 23-19 (Home 12-9, Away 11-10) • Playoffs: 0-0

Date	Site	W/L	Score
11-10-02	Tenn	W	17-10
12-29-02	Hou	W	13-3
10-12-03	Tenn	W	38-17
12-21-03	Hou	W	27-24
10-17-04	Tenn	L	10-20
11-28-04	Hou	L	21-31
10-9-05	Hou	W	34-20
12-11-05	Tenn	W	13-10
10-29-06	Tenn	W	28-22
12-10-06	Hou	W	26-20 OT
10-21-07	Hou	W	38-36
12-2-07	Tenn	W	28-20
9-21-08	Tenn	W	31-12

Date	Site	W/L	Score
12-14-08	Hou	L	12-13
9-20-09	Tenn	L	31-34
11-23-09	Hou	W	20-17
11-28-10	Hou	L	0-20
12-19-10	Tenn	W	31-17
10-23-11	Tenn	L	7-41
1-1-12	Hou	W	23-22
9-30-12	Hou	L	14-38
12-2-12	Tenn	L	10-24
9-15-13	Hou	L	24-30 OT
12-29-13	Tenn	W	16-10
10-26-14	Tenn	L	16-30
11-30-14	Hou	L	21-45

Date	Site	W/L	Score
11-1-15	Hou	L	6-20
12-27-15	Tenn	L	6-34
10-2-16	Hou	L	20-27
1-1-17	Tenn	W	24-17
10-1-17	Hou	L	14-57
12-3-17	Tenn	W	24-13
9-16-18	Tenn	W	20-17
11-26-18	Hou	L	17-34
12-15-19	Tenn	L	21-24
12-29-19	Hou	W	35-14
10-18-20	Tenn	W	42-36 OT
1-3-21	Hou	W	41-38
11-21-21	Tenn	L	13-22

1-9-22 Hou W 28-25  
10-30-22 Hou W 17-10  
12-24-22 Tenn L 14-19

**Total Points:** Titans 891, Texans 993  
**Longest Win Streak:** 7 (2005-08)  
**Longest Losing Streak:** 5 (2014-16)  
**At Nissan Stadium:** 12-9  
**At NRG Stadium:** 11-10  
**Series Sweeps:** Titans (2002, 03, 05, 06, 07, 20); Texans (2004, 12, 14, 15)



vs. INDIANAPOLIS COLTS

Regular Season: 21-35 (Home 10-16, Away 11-19) • Playoffs: 1-0 (Home 0-0, Away 1-0)

Date	Site	W/L	Score
10-11-70	Hou	L	20-24
11-4-73	Balt	W	31-27
11-1-76	Balt	L	14-38
10-14-79	Balt	W	28-16
9-21-80	Hou	W	21-16
12-18-83	Balt	L	10-20
9-9-84	Hou	L	21-35
12-22-85	Ind	L	16-34
11-23-86	Hou	W	31-17
11-29-87	Ind	L	27-51
9-4-88	Ind	W	17-14 OT
9-23-90	Hou	W	24-10
9-13-92	Ind	W	20-10
9-4-94	Ind	L	21-45
<b>1-16-00</b>	<b>Ind</b>	<b>W</b>	<b>19-16 (Div)</b>
11-3-02	Ind	W	23-15
12-8-02	Tenn	W	27-17
9-14-03	Ind	L	7-33

Date	Site	W/L	Score
12-7-03	Tenn	L	27-29
9-19-04	Tenn	L	17-31
12-5-04	Ind	L	24-51
10-2-05	Tenn	L	10-31
12-4-05	Ind	L	3-35
10-8-06	Ind	L	13-14
12-3-06	Tenn	W	20-17
9-16-07	Tenn	L	20-22
12-30-07	Ind	W	16-10
10-27-08	Tenn	W	31-21
12-28-08	Ind	L	0-23
10-11-09	Tenn	L	9-31
12-06-09	Ind	L	17-27
12-9-10	Tenn	L	28-30
1-2-11	Ind	L	20-23
10-30-11	Tenn	W	27-10
12-18-11	Ind	L	13-27
10-28-12	Tenn	L	13-19 OT

Date	Site	W/L	Score
12-9-12	Ind	L	23-27
11-14-13	Tenn	L	27-30
12-1-13	Ind	L	14-22
9-28-14	Ind	L	17-41
12-28-14	Tenn	L	10-27
9-27-15	Tenn	L	33-35
1-3-16	Ind	L	24-30
10-23-16	Tenn	L	26-34
11-20-16	Ind	L	17-24
10-16-17	Tenn	W	36-22
11-26-17	Ind	W	20-16
11-18-18	Ind	L	10-38
12-30-18	Tenn	L	17-33
9-15-19	Tenn	L	17-19
12-1-19	Ind	W	31-17
11-12-20	Tenn	L	17-34
11-29-20	Ind	W	45-26
9-26-21	Tenn	W	25-16

10-31-21 Ind W 34-31 OT  
10-2-22 Ind W 24-17  
10-23-22 Tenn W 19-10

**Total Points:** Titans 1,171, Colts 1,538  
**Longest Win Streak:** 5 (current; 2020-22)  
**Longest Losing Streak:** 11 (2011-16)  
**At Nissan Stadium:** 7-14  
**At RCA Dome:** 5-8  
**At Lucas Oil Stadium:** 5-10  
**Series Sweeps:** Titans (2002, 17, 21, 22); Colts (2003, 04, 05, 09, 10, 12, 13, 14, 15, 16, 18)



**vs. JACKSONVILLE JAGUARS** Regular Season: 33-23 (Home 18-10, Away 15-13) • Playoffs: 1-0 (Home 0-0, Away 1-0)

Date	Site	W/L	Score
9-3-95	Jax	W	10-3
10-1-95	Hou	L	17-16
9-8-96	Jax	W	34-27
12-8-96	Hou	L	17-23
11-2-97	Tenn	L	24-30
11-16-97	Jax	L	9-17
9-27-98	Tenn	L	22-27
12-13-98	Jax	W	16-13
9-26-99	Jax	W	20-19
12-26-99	Tenn	W	41-14
<b>1-23-00</b>	<b>Jax</b>	<b>W</b>	<b>33-14 (Champ)</b>
10-16-00	Tenn	W	27-13
11-26-00	Jax	L	13-16
9-23-01	Jax	L	6-13
11-4-01	Tenn	W	28-24
10-13-02	Tenn	W	23-14
12-22-02	Jax	W	28-10

Date	Site	W/L	Score
10-28-03	Jax	W	30-17
11-16-03	Tenn	W	10-3
9-26-04	Tenn	L	15-12
11-21-04	Jax	W	18-15
11-20-05	Tenn	L	28-31
1-1-06	Jax	L	13-40
11-5-06	Jax	L	7-37
12-17-06	Tenn	W	24-17
9-9-07	Jax	W	13-10
11-11-07	Tenn	L	13-28
9-7-08	Tenn	W	17-10
11-16-08	Jax	W	24-14
10-4-09	Jax	L	17-37
11-1-09	Tenn	W	30-13
10-18-10	Jax	W	30-3
12-5-10	Tenn	L	6-17
9-11-11	Jax	L	14-16

Date	Site	W/L	Score
12-24-11	Tenn	W	23-17
11-25-12	Jax	L	19-24
12-30-12	Tenn	W	38-20
11-10-13	Tenn	L	27-29
12-22-13	Jax	W	20-16
10-12-14	Tenn	W	16-14
12-18-14	Jax	L	13-21
11-19-15	Jax	L	13-19
12-6-15	Tenn	W	42-39
10-27-16	Tenn	W	36-22
12-24-16	Jax	L	17-38
9-17-17	Jax	W	37-16
12-31-17	Tenn	W	15-10
9-23-18	Jax	W	9-6
12-6-18	Tenn	W	30-9
9-19-19	Jax	L	7-20
11-24-19	Tenn	W	42-20

Date	Site	W/L	Score
9-20-20	Tenn	W	33-30
12-13-20	Jax	W	31-10
10-10-21	Jax	W	37-19
12-12-21	Tenn	W	20-0
12-11-22	Tenn	L	22-36
1-7-23	Jax	L	16-20

**Total Points:** Titans 1,236, Jaguars 1,072  
**Longest Win Streak:** 5 (2019-21; 2001-03)  
**Longest Losing Streak:** 4 (1996-98)  
**At Nissan Stadium:** 18-6  
**At TIAA Bank Field:** 16-13  
**Series Sweeps:** Titans (1999, 02, 08, 17, 18, 20, 21); Jaguars (1997, 05, 22)



**vs. KANSAS CITY CHIEFS** Regular Season: 24-28 (Home 14-10, Away 10-18) • Playoffs: 1-3 (Home 0-2, Away 1-1)

Date	Site	W/L	Score
10-16-60	Hou	W	20-10
12-04-60	Dal	L	0-24
10-01-61	Dal	L	21-26
10-22-61	Hou	W	38-7
10-28-62	Hou	L	7-31
11-04-62	Dal	W	14-6
<b>12-23-62</b>	<b>Hou</b>	<b>L</b>	<b>17-20 (AFL Champ)</b>
10-06-63	KC	L	7-28
10-27-63	Hou	W	28-7
10-04-64	KC	L	7-28
11-22-64	Hou	L	19-28
10-24-65	Hou	W	38-36
11-28-65	KC	L	21-52
10-30-66	KC	L	23-48
9-09-67	Hou	L	20-25

Date	Site	W/L	Score
10-22-67	KC	W	24-19
9-09-68	Hou	L	21-26
11-28-68	KC	L	10-24
10-12-69	KC	L	0-24
11-08-70	KC	L	9-24
9-26-71	Hou	L	16-20
11-18-73	KC	L	14-38
9-29-74	Hou	L	7-17
11-02-75	KC	W	17-13
11-27-77	Hou	W	34-20
9-10-78	KC	W	20-17
9-16-79	Hou	W	20-6
10-12-80	KC	L	20-21
11-15-81	KC	L	10-23
10-23-83	Hou	L	10-13
11-11-84	KC	W	17-16

Date	Site	W/L	Score
11-03-85	Hou	W	23-20
9-21-86	KC	L	13-27
10-09-88	Hou	W	7-6
11-26-89	KC	L	0-34
12-16-90	KC	W	27-10
9-16-91	Hou	W	17-7
9-20-92	Hou	W	23-20
9-12-93	Hou	W	30-0
<b>1-16-94</b>	<b>Hou</b>	<b>L</b>	<b>20-28 (Div)</b>
12-18-94	KC	L	9-31
11-19-95	KC	L	13-20
9-01-96	Hou	L	19-20
9-10-00	Ten	W	17-14
12-13-04	Ten	L	38-49
12-16-07	KC	W	26-17
10-19-08	KC	W	34-10

Date	Site	W/L	Score
12-26-10	KC	L	14-34
10-6-13	Tenn	L	17-26
9-7-14	KC	W	26-10
12-18-16	KC	W	19-17
<b>1-6-18</b>	<b>KC</b>	<b>W</b>	<b>22-21 (WC)</b>
11-10-19	Tenn	W	35-32
<b>1-19-20</b>	<b>KC</b>	<b>L</b>	<b>24-35 (Champ)</b>
10-24-21	Tenn	W	27-3
11-6-22	KC	L	17-20 (OT)

**Total Points:** Titans 1,046, Chiefs 1,208  
**Longest Win Streak:** 4 (last 2014-19)  
**Longest Losing Streak:** 7 (1968-74)  
**At Nissan Stadium:** 3-2  
**At Arrowhead Stadium:** 9-10



**vs. LAS VEGAS RAIDERS** Regular Season: 22-26 (Home 15-14, Away 7-12) • Playoffs: 0-4 (Home 0-0, Away 0-4)

Date	Site	W/L	Score
9-11-60	Oak	W	37-22
9-25-60	Hou	L	13-14
9-9-61	Hou	W	55-0
12-17-61	Oak	W	47-16
11-11-62	Oak	W	28-20
12-9-62	Hou	W	32-17
9-7-63	Hou	L	13-24
12-22-63	Oak	L	49-52
9-19-64	Hou	W	42-28
11-15-64	Oak	L	10-20
9-26-65	Oak	L	17-21
11-7-65	Hou	L	21-33
9-10-66	Hou	W	31-0
11-6-66	Oak	L	23-38
12-10-67	Hou	L	7-19
<b>12-31-67</b>	<b>Oak</b>	<b>L</b>	<b>7-40 (AFL Champ)</b>

Date	Site	W/L	Score
9-29-68	Hou	L	15-24
9-14-69	Oak	L	17-21
<b>12-21-69</b>	<b>Oak</b>	<b>L</b>	<b>7-56 (AFL Div)</b>
11-14-71	Oak	L	21-41
10-9-72	Hou	L	0-34
12-2-73	Hou	L	6-17
12-14-75	Oak	W	27-26
9-26-76	Hou	L	13-14
11-13-77	Oak	L	29-34
10-8-78	Oak	L	17-21
11-11-79	Hou	W	31-17
<b>12-28-80</b>	<b>Oak</b>	<b>L</b>	<b>7-27 (WC)</b>
11-8-81	Hou	W	17-16
9-11-83	LA	L	6-20
9-2-84	Hou	L	14-24
10-26-86	Hou	L	17-28
9-11-88	Hou	W	38-35

Date	Site	W/L	Score
11-19-89	Hou	W	23-7
9-1-91	Hou	W	47-17
10-30-94	LA	L	14-17
8-31-97	Tenn	W	24-21 OT
12-9-99	Tenn	W	21-14
12-22-01	Oak	W	13-10
9-29-02	Oak	L	25-52
<b>1-19-03</b>	<b>Oak</b>	<b>L</b>	<b>24-41 (Champ)</b>
9-7-03	Tenn	W	25-20
12-19-04	Oak	L	35-40
10-30-05	Tenn	L	25-34
10-28-07	Tenn	W	13-9
9-12-10	Tenn	W	38-13
11-24-13	Oak	W	23-19
11-29-15	Tenn	L	21-24
9-25-16	Tenn	L	10-17
9-10-17	Tenn	L	16-26

Date	Site	W/L	Score
12-8-19	Oak	W	42-21
9-25-22	Tenn	W	24-22

**Total Points:** Titans 1,177, Raiders 1,243  
**Longest Win Streak:** 4 (1961-62)  
**Longest Losing Streak:** 9 (1966-73)  
**At Nissan Stadium:** 5-4  
**At Oakland Alameda Coliseum:** 3-11  
**At Allegiant Stadium:** 0-0  
**Series Sweeps:** Titans (1961,62); Raiders (1963, 65)



**vs. LOS ANGELES CHARGERS** Regular Season: 15-28-1 (Home 12-9, Away 3-19-1) • Playoffs: 3-1 (Home 1-0, Away 2-1)

Date	Site	W/L	Score
9-18-60	Hou	W	38-28
11-13-60	LA	L	21-24
<b>1-1-61</b>	<b>Hou</b>	<b>W</b>	<b>24-16 (AFL Champ)</b>
9-24-61	SD	L	24-34
12-3-61	Hou	W	33-13
<b>12-24-61</b>	<b>SD</b>	<b>W</b>	<b>10-3 (AFL Champ)</b>
9-23-62	SD	W	42-17
11-25-62	Hou	W	33-27
12-1-63	SD	L	0-27
12-15-63	Hou	L	14-20
9-12-64	SD	L	21-27
10-25-64	Hou	L	17-20
10-3-65	SD	L	14-31
12-12-65	Hou	L	26-37
12-4-66	Hou	L	22-28

Date	Site	W/L	Score
9-24-67	SD	L	3-13
12-16-67	Hou	W	17-24
9-21-68	SD	L	14-30
11-27-69	Hou	L	17-21
10-24-70	SD	T	31-31
12-19-71	Hou	W	49-33
11-26-72	SD	L	20-34
9-15-74	Hou	W	21-14
9-28-75	Hou	W	33-17
10-17-76	SD	L	27-30
12-17-78	Hou	L	24-45
<b>12-29-79</b>	<b>SD</b>	<b>W</b>	<b>17-14 (Div)</b>
9-16-84	SD	L	14-31
11-24-85	Hou	W	37-35
12-7-86	SD	L	0-27
12-6-87	Hou	W	33-18
9-17-89	SD	W	34-27

Date	Site	W/L	Score
9-30-90	SD	W	17-7
9-27-92	Hou	W	27-0
9-19-93	SD	L	17-18
9-13-98	Tenn	L	7-13
10-3-04	SD	L	17-38
9-17-06	SD	L	7-40
12-9-07	Tenn	L	17-23 OT
<b>1-6-08</b>	<b>SD</b>	<b>L</b>	<b>6-17 (WC)</b>
12-25-09	Tenn	L	17-42
10-31-10	SD	L	25-33
9-16-12	SD	L	10-38
9-22-13	Tenn	W	20-17
11-6-16	SD	L	35-43
10-21-18	LA*	L	19-20
10-20-19	Tenn	W	23-20
12-18-22	LA	L	14-17

**Total Points:** Titans 1,015, Chargers 1,175  
**Longest Win Streak:** 4 (1961-62, 1987-92)  
**Longest Losing Streak:** 9 (1993-2012)  
**At Nissan Stadium:** 2-2  
**At Qualcomm Stadium:** 3-13-1  
**At StubHub Center:** 0-0  
**At SoFi Stadium:** 0-1  
**\*At Wembley Stadium:** 0-1  
**Series Sweeps:** Titans (1962); Chargers (1963, 64, 65)



**vs. LOS ANGELES RAMS** Regular Season: 6-7 (Home 3-4, Away 3-3) • Playoffs: 0-1 (Neutral Site 0-1)

Date	Site	W/L	Score
10-7-73	Hou	L	26-31
9-24-78	Hou	L	6-10
9-6-81	LA	W	27-20
12-9-84	LA	L	16-27
9-13-87	Hou	W	20-16
11-4-90	LA	L	13-17
9-26-93	Hou	L	28-13

Date	Site	W/L	Score
10-31-99	Tenn	W	24-21
<b>1-30-00</b>	<b>Atl</b>	<b>L</b>	<b>16-23 (SB 34)</b>
9-25-05	St.L	L	27-31
12-13-09	Tenn	W	47-7
11-3-13	StL	W	28-21
12-24-17	Tenn	L	27-23
11-7-21	LAR	W	28-16

**Total Points:** Titans 314, Rams 285  
**Longest Win Streak:** 2 (2009-13)  
**Longest Losing Streak:** 2 (last 2000-05)  
**At Nissan Stadium:** 2-1  
**At Edward Jones Dome:** 1-1  
**At L.A. Memorial Coliseum:** 0-0  
**At SoFi Stadium:** 1-0



**vs. MIAMI DOLPHINS** Regular Season: 17-21 (Home 9-8, Away 8-13) • Playoffs: 1-0 (Home 0-0, Away 1-0)

Date	Site	W/L	Score
10-23-66	Hou	L	13-20
12-18-66	Mia	L	28-29
12-3-67	Hou	W	17-14
12-23-67	Mia	W	41-10
9-14-68	Mia	W	24-10
10-6-68	Hou	L	7-24
9-28-69	Hou	W	22-10
11-23-69	Mia	W	32-7
9-27-70	Hou	L	10-20
9-24-72	Mia	L	13-34
11-16-75	Hou	W	20-19
10-2-77	Mia	L	7-27
11-20-78	Hou	W	35-30

Date	Site	W/L	Score
<b>12-24-78</b>	<b>Mia</b>	<b>W</b>	<b>17-9 (WC)</b>
11-5-79	Mia	W	9-6
9-20-81	Hou	L	10-16
12-4-83	Hou	L	17-24
10-14-84	Mia	L	10-28
9-8-85	Hou	W	26-23
11-2-86	Mia	L	7-28
10-1-89	Hou	W	39-7
10-20-91	Mia	W	17-13
11-22-92	Mia	L	16-19
11-17-96	Hou	L	20-23
9-7-97	Mia	L	13-16 OT
11-7-99	Mia	L	0-17

Date	Site	W/L	Score
9-9-01	Tenn	L	23-31
11-9-03	Tenn	W	31-7
9-11-04	Mia	W	17-7
12-24-05	Mia	L	10-24
9-24-06	Mia	L	10-13
12-20-09	Tenn	W	27-24 OT
11-14-10	Mia	L	17-29
11-11-12	Mia	W	37-3
10-18-15	Tenn	L	10-38
10-9-16	Mia	W	30-17
10-8-17	Mia	L	10-16
9-9-18	Mia	L	20-27
1-2-22	Tenn	W	34-3

**Total Points:** Titans 746, Dolphins 722  
**Longest Win Streak:** 3 (1967-68, 78-79)  
**Longest Losing Streak:** 5 (1992-01)  
**At Nissan Stadium:** 3-2  
**At Hard Rock Stadium:** 4-8  
**Series Sweeps:** Titans (1967, 69); Dolphins (1966)



**vs. MINNESOTA VIKINGS** Regular Season: 5-9 (Home 3-2, Away 2-7) • Playoffs: 0-0

Date	Site	W/L	Score
10-13-74	Min	L	10-51
12-21-80	Hou	W	20-16
10-16-83	Min	L	14-34
12-14-86	Hou	W	23-10
9-10-89	Min	L	7-38
11-15-92	Min	W	17-13

Date	Site	W/L	Score
10-8-95	Min	L	17-23
12-26-98	Tenn	L	16-26
12-9-01	Min	L	24-42
10-24-04	Min	L	3-20
9-28-08	Tenn	W	30-17
10-7-12	Min	L	7-30

Date	Site	W/L	Score
9-11-16	Ten	L	16-25
9-27-20	Min	W	31-30

**Total Points:** Titans 219, Vikings 350  
**Longest Win Streak:** 1 (last 2020)  
**Longest Losing Streak:** 4 (1995-04)  
**At Nissan Stadium:** 1-0  
**At Metrodome:** 1-6  
**At U.S. Bank Stadium:** 1-0




**vs. NEW ENGLAND PATRIOTS** Regular Season: 16-24-1 (Home 11-7, Away 5-17-1) • Playoffs: 2-2 (Home 0-0, Away 2-2)


Date	Site	W/L	Score
11-25-60	NE	W	24-10
12-18-60	Hou	W	37-21
10-13-61	NE	T	31-31
11-12-61	Hou	W	27-15
9-16-62	NE	L	21-34
11-18-62	Hou	W	21-17
11-1-63	NE	L	3-45
12-8-63	Hou	L	28-46
11-6-64	NE	L	24-25
11-29-64	Hou	L	17-34
9-19-65	Hou	W	10-31
12-18-65	NE	L	14-42
9-25-66	NE	L	21-27
11-13-66	Hou	L	14-38

Date	Site	W/L	Score
11-5-67	NE	L	7-18
11-26-67	Hou	W	27-6
10-13-68	NE	W	16-0
12-15-68	Hou	W	45-17
11-2-69	NE	L	0-24
12-14-69	Hou	W	23-27
11-7-71	NE	L	20-28
11-25-73	Hou	L	0-32
9-21-75	NE	W	7-0
11-12-78	NE	W	26-23
11-7-79	NE	L	0-32
9-21-75	NE	W	7-0
11-12-78	NE	W	26-23
<b>12-31-78</b>	<b>NE</b>	<b>W</b>	<b>31-14 (Div)</b>
11-10-80	Hou	W	38-34
10-18-81	NE	L	10-38
11-28-82	NE	L	21-29


Date	Site	W/L	Score
10-18-87	Hou	L	7-21
9-25-88	Hou	W	31-6
10-8-89	NE	L	13-23
9-22-91	NE	L	20-24
10-17-93	NE	W	28-14
9-20-98	NE	L	16-27
12-16-02	Tenn	W	24-7
10-5-03	NE	L	30-38
<b>1-10-04</b>	<b>NE</b>	<b>L</b>	<b>14-17 (Div)</b>
12-31-06	Tenn	L	23-40
10-18-09	NE	L	0-59
9-9-12	Tenn	L	13-34
12-20-15	NE	L	16-33
<b>1-13-18</b>	<b>NE</b>	<b>L</b>	<b>14-35 (Div)</b>


**Total Points:** Titans 904, Patriots 1,118  
**Longest Win Streak:** 4 (1975-80)  
**Longest Losing Streak:** 6 (2003-15)  
**At Nissan Stadium:** 2-2  
**At Gillette Stadium:** 1-6  
**Series Sweeps:** Titans (1960, 68); Patriots (1963, 64, 66)

 vs. NEW ORLEANS SAINTS				Regular Season: 9-6-1 (Home 3-4-1, Away 6-2) • Playoffs: 0-0								
Date	Site	W/L	Score	Date	Site	W/L	Score	Date	Site	W/L	Score	<b>Total Points:</b> Titans 364, Saints 342 <b>Longest Win Streak:</b> 4 (1996-07) <b>Longest Losing Streak:</b> 3 (1981-87) <b>At Nissan Stadium:</b> 2-2 <b>At Superdome:</b> 6-2
10-3-71	Hou	T	13-13	10-21-90	Hou	W	23-10	12-11-11	Tenn	L	17-22	
10-3-76	NO	W	31-26	9-5-93	NO	L	21-33	11-8-15	NO	W	34-28 OT	
12-10-78	NO	W	17-12	11-10-96	NO	W	31-14	12-22-19	Tenn	L	28-38	
11-22-81	Hou	L	24-27	10-17-99	NO	W	24-21	11-14-21	Tenn	W	23-21	
9-30-84	Hou	L	10-27	9-21-03	Tenn	W	27-12					
12-13-87	NO	L	10-24	9-24-07	NO	W	31-14					

 vs. NEW YORK GIANTS				Regular Season: 6-7 (Home 3-4, Away 3-3) • Playoffs: 0-0								
Date	Site	W/L	Score	Date	Site	W/L	Score	Date	Site	W/L	Score	<b>Total Points:</b> Titans 239, Giants 260 <b>Longest Win Streak:</b> 5 (1997-10) <b>Longest Losing Streak:</b> 5 (1973-94) <b>At Nissan Stadium:</b> 2-2 <b>At Giants Stadium:</b> 1-2 <b>At MetLife Stadium:</b> 2-0
9-16-73	NY	L	14-34	11-9-97	Tenn	W	10-6	12-7-14	Tenn	L	7-36	
12-5-82	NY	L	14-17	10-1-00	Tenn	W	28-14	12-16-18	NY	W	17-0	
12-8-85	Hou	L	14-35	12-1-02	NY	W	32-29 OT	9-11-22	Ten	L	20-21	
12-21-91	NY	L	20-24	11-26-06	Tenn	W	24-21					
11-21-94	Hou	L	10-13	9-26-10	NY	W	29-10					

 vs. NEW YORK JETS				Regular Season: 24-20-1 (Home 18-7, Away 6-13-1) • Playoffs: 1-0 (Home 1-0, Away 0-0)												
Date	Site	W/L	Score	Date	Site	W/L	Score	Date	Site	W/L	Score	Date	Site	W/L	Score	<b>Total Points:</b> Titans 1,072, Jets 971 <b>Longest Win Streak:</b> 6 (last 1991-96) <b>Longest Losing Streak:</b> 4 (1968-69) <b>At Nissan Stadium:</b> 4-3 <b>At Giants Stadium:</b> 2-3 <b>At MetLife Stadium:</b> 0-2 <b>Series Sweeps:</b> Titans (1960, 61, 62); Jets (1968, 69)
10-9-60	Hou	W	27-21	10-15-67	NY	T	28-28	10-13-91	NY	W	23-20	12-14-14	Tenn	L	11-16	
10-23-60	NY	W	42-28	10-20-68	Hou	L	14-20	<b>12-29-91</b>	<b>Hou</b>	<b>W</b>	<b>17-10 (WC)</b>	12-13-15	NYJ	L	8-30	
11-19-61	Hou	W	49-13	11-10-68	NY	L	7-26	1-2-94	Hou	W	24-0	12-2-18	Tenn	W	26-22	
12-10-61	NY	W	48-21	10-20-69	NY	L	17-26	12-24-94	Hou	W	24-10	10-3-21	NYJ	L	24-27 OT	
10-14-62	Hou	W	56-17	12-6-69	Hou	L	26-34	12-17-95	Hou	W	23-6					
12-15-62	NY	W	44-10	10-1-72	Hou	W	26-20	12-1-96	NY	W	35-10					
9-22-63	NY	L	17-24	11-3-74	NY	W	27-22	11-22-98	Tenn	L	3-24					
11-10-63	Hou	W	31-27	9-18-77	Hou	W	20-0	12-1-03	NY	L	17-24					
10-17-64	NY	L	21-24	10-28-79	Hou	W	27-24	9-10-06	Tenn	L	16-23					
12-13-64	Hou	W	33-17	11-23-80	NY	L	28-31 OT	12-23-07	Tenn	W	10-6					
9-12-65	Hou	W	27-21	9-27-81	NY	L	17-33	11-23-08	Tenn	L	13-34					
11-21-65	NY	L	14-41	11-18-84	Hou	W	31-20	9-27-09	NY	L	17-24					
9-18-66	NY	L	13-52	9-18-88	NY	L	3-45	12-17-12	Tenn	W	14-10					
10-16-66	Hou	W	24-0	10-28-90	Hou	L	12-17	10-6-13	Tenn	W	38-13					

 vs. PHILADELPHIA EAGLES				Regular Season: 5-8 (Home 3-3, Away 2-5) • Playoffs: 0-0								
Date	Site	W/L	Score	Date	Site	W/L	Score	Date	Site	W/L	Score	<b>Total Points:</b> Titans 256, Eagles 315 <b>Longest Win Streak:</b> 4 (2000-10) <b>Longest Losing Streak:</b> 6 (1972-94) <b>At Nissan Stadium:</b> 3-0 <b>At Lincoln Financial Field:</b> 1-2
11-12-72	Hou	L	17-18	10-24-94	Phi	L	6-21	11-23-14	Phi	L	24-43	
12-16-79	Hou	L	20-26	12-3-00	Phi	W	15-13	9-30-18	Ten	W	26-23	
12-19-82	Phi	L	14-35	9-8-02	Tenn	W	27-24	12-4-22	Phi	L	10-35	
10-2-88	Phi	L	23-32	11-19-06	Phi	W	31-13					
12-2-91	Hou	L	6-13	10-24-10	Tenn	W	37-19					

 vs. PITTSBURGH STEELERS				Regular Season: 31-45 (Home 19-19, Away 12-26) • Playoffs: 1-3 (Home 1-1, Away 0-2)												
Date	Site	W/L	Score	Date	Site	W/L	Score	Date	Site	W/L	Score	Date	Site	W/L	Score	<b>Total Points:</b> Titans 1,406, Steelers 1,710 <b>Longest Win Streak:</b> 7 (1997-00) <b>Longest Losing Streak:</b> 5 (last 1994-96) <b>At Nissan Stadium:</b> 6-4 <b>At Heinz Field:</b> 2-6 <b>Series Sweeps:</b> Titans (1987, 89, 93, 98, 99, 00); Steelers (1972, 73, 75, 76, 83, 85, 86, 92, 94, 95, 01)
9-20-70	Pitt	W	19-7	12-4-80	Hou	W	6-0	9-6-92	Hou	L	24-29	9-11-05	Pitt	L	7-34	
10-18-70	Hou	L	3-7	10-26-81	Pitt	L	13-26	11-1-92	Pitt	L	20-21	12-21-08	Tenn	W	31-14	
10-24-71	Pitt	L	16-23	12-20-81	Hou	W	21-20	11-28-93	Hou	W	23-3	9-10-09	Pitt	L	10-13 OT	
12-5-71	Hou	W	29-3	11-21-82	Hou	L	10-24	12-19-93	Pitt	W	26-17	9-19-10	Tenn	L	11-19	
10-15-72	Pitt	L	7-24	9-18-83	Hou	L	28-40	10-3-94	Pitt	L	14-30	10-9-11	Pitt	L	17-38	
12-10-72	Hou	L	3-9	10-2-83	Pitt	L	10-17	11-6-94	Hou	L	9-12 OT	10-11-12	Tenn	W	26-23	
9-30-73	Hou	L	7-36	11-4-84	Pitt	L	7-35	9-10-95	Hou	L	17-34	9-8-13	Pit	W	16-9	
12-9-73	Pitt	L	7-33	12-2-84	Hou	W	23-20 OT	12-3-95	Pitt	L	7-21	11-17-14	Tenn	L	24-27	
10-6-74	Hou	L	7-13	9-22-85	Pitt	L	0-20	9-29-96	Pitt	L	16-30	11-16-17	Pit	L	17-40	
12-1-74	Pitt	W	13-10	11-17-85	Hou	L	7-30	10-20-96	Hou	W	23-13	10-25-20	Tenn	L	24-27	
11-9-75	Pitt	L	17-24	9-28-86	Hou	L	16-22 OT	9-28-97	Pitt	L	24-37	12-19-21	Pit	L	13-19	
11-24-75	Hou	L	9-32	11-16-86	Pitt	L	10-21	12-21-97	Tenn	W	16-6					
11-21-76	Pitt	L	16-32	11-15-87	Pitt	W	23-3	11-1-98	Pitt	W	41-31					
12-11-76	Hou	L	0-21	12-20-87	Hou	W	24-16	11-15-98	Tenn	W	23-14					
10-9-77	Hou	W	27-10	10-16-88	Pitt	W	34-14	11-21-99	Tenn	W	16-10					
10-23-77	Pitt	L	10-27	12-4-88	Hou	L	34-37	1-2-00	Pitt	W	47-36					
10-23-78	Pitt	W	24-17	10-22-89	Hou	W	27-0	9-24-00	Pitt	W	23-20					
12-3-78	Hou	L	3-13	12-3-89	Pitt	W	23-16	11-5-00	Tenn	W	9-7					
<b>1-7-79</b>	<b>Pitt</b>	<b>L</b>	<b>5-34 (Champ)</b>	<b>12-31-89</b>	<b>Hou</b>	<b>L</b>	<b>26-23 OT (WC)</b>	10-29-01	Pitt	L	7-34					
9-9-79	Pitt	L	7-38	9-16-90	Pitt	L	9-20	11-25-01	Tenn	L	24-34					
12-10-79	Hou	W	20-17	12-30-90	Hou	W	34-14	11-17-02	Tenn	W	31-23					
<b>1-6-80</b>	<b>Pitt</b>	<b>L</b>	<b>13-27 (Champ)</b>	11-24-91	Pitt	L	14-26	<b>1-11-03</b>	<b>Tenn</b>	<b>W</b>	<b>34-31 OT (Div)</b>					
9-7-80	Pitt	L	17-31	12-8-91	Hou	W	31-6	9-28-03	Pitt	W	30-13					



## vs. SAN FRANCISCO 49ERS

Regular Season: 6-9 (Home 3-5, Away 3-4) • Playoffs: 0-0

Date	Site	W/L	Score
11-15-70	Hou	L	20-30
12-7-75	SF	W	27-13
9-17-78	Hou	W	20-19
12-13-81	SF	L	6-28
10-21-84	Hou	L	21-34
11-8-87	SF	L	20-27

Date	Site	W/L	Score
10-7-90	Hou	L	21-24
12-25-93	SF	W	10-7
10-27-96	Hou	L	9-10
10-3-99	SF	L	22-24
11-27-05	Tenn	W	33-22
11-8-09	SF	W	34-27

Date	Site	W/L	Score
10-20-13	Tenn	L	17-31
12-17-17	SF	L	23-25
12-23-21	Tenn	W	20-17

**Total Points:** Titans 303, 49ers 338  
**Longest Win Streak:** 2 (1975-78, 2005-09)  
**Longest Losing Streak:** 4 (1981-90)  
**At Nissan Stadium:** 2-1  
**At Candlestick Park:** 3-3  
**At Levi's Stadium:** 0-1



## vs. SEATTLE SEAHAWKS

Regular Season: 7-10 (Home 4-3, Away 3-7) • Playoffs: 1-0 (Home 1-0, Away 0-0)

Date	Site	W/L	Score
11-20-77	Sea	W	22-10
10-21-79	Sea	L	14-34
10-5-80	Hou	L	7-26
10-11-81	Hou	W	35-17
9-19-82	Hou	W	23-21
1-3-88	Hou	W	23-20 OT (WC)

Date	Site	W/L	Score
11-13-88	Sea	L	24-27
12-2-90	Sea	L	10-13 OT
11-7-93	Hou	W	24-14
12-11-94	Hou	L	14-16
11-3-96	Sea	L	16-23
10-5-97	Sea	L	13-16

Date	Site	W/L	Score
11-29-98	Sea	L	18-20
12-18-05	Tenn	L	24-28
1-3-10	Sea	W	17-13
10-13-13	Sea	L	13-20
9-24-17	Tenn	W	33-27
9-19-21	Sea	W	33-30 OT

**Total Points:** Titans 363, Seahawks 375  
**Longest Win Streak:** 3 (1981-87)  
**Longest Losing Streak:** 5 (1994-05)  
**At Nissan Stadium:** 1-1  
**At CenturyLink Field:** 1-1  
**At Lumen Field:** 1-0



## vs. TAMPA BAY BUCCANEERS

Regular Season: 10-2 (Home 8-0, Away 2-2) • Playoffs: 0-0

Date	Site	W/L	Score
9-12-76	Hou	W	20-0
10-19-80	Hou	W	20-14
11-27-83	TB	L	24-33
12-10-89	Hou	W	20-17
10-29-95	Hou	W	19-7
11-8-98	TB	W	31-22

Date	Site	W/L	Score
10-14-01	Tenn	W	31-28 OT
12-28-03	Tenn	W	33-13
10-14-07	TB	L	10-13
11-27-11	Tenn	W	23-17
9-13-15	TB	W	42-14
10-27-19	Tenn	W	27-23

**Total Points:** Titans 300, Buccaneers 201  
**Longest Win Streak:** 5 (1989-03)  
**Longest Losing Streak:** 1 (1983, 2007)  
**At Nissan Stadium:** 4-0  
**At Raymond James Stadium:** 2-1



## vs. WASHINGTON COMMANDERS

Regular Season: 8-6 (Home 4-2, Away 4-4) • Playoffs: 0-0

Date	Site	W/L	Score
10-10-71	Wash	L	13-22
10-19-75	Hou	W	13-10
9-2-79	Wash	W	29-27
9-15-85	Wash	L	16-13
10-30-88	Hou	W	41-17
11-3-91	Wash	L	13-16 OT

Date	Site	W/L	Score
10-19-97	Tenn	W	28-14
10-30-00	Wash	W	27-21
10-6-02	Tenn	L	14-31
10-15-06	Wash	W	25-22
11-21-10	Tenn	L	16-19 OT
10-20-14	Wash	L	17-19

Date	Site	W/L	Score
12-22-18	Tenn	W	25-16
10-9-22	Was	W	21-17

**Total Points:** Titans 295, Commanders 267  
**Longest Win Streak:** 2 (current, last 1997-00)  
**Longest Losing Streak:** 2 (2010-14)  
**At Nissan Stadium:** 1-2  
**At FedEx Field:** 3-1



## TITANS ALL-TIME FIRST-ROUND DRAFT PICKS

Year	Pick	Player	Pos.	College	Year	Pick	Player	Pos.	College
2023	11	Peter Skoronski	OL	Northwestern	1987	3	Alonzo Highsmith	RB	Miami (Fla.)
2022	18	Treyton Burks	WR	Arkansas		20	Haywood Jeffires	WR	North Carolina State
2021	22	Caleb Farley	CB	Virginia Tech	1986	3	Jim Everett	QB	Purdue
2020	29	Isaiah Wilson	T	Georgia	1985	3	Ray Childress	DE	Texas A&M
2019	19	Jeffery Simmons	DT	Mississippi State		11	Richard Johnson	DB	Wisconsin
2018	22	Rashaan Evans	LB	Alabama	1984	2	Dean Steinkuhler	T	Nebraska
2017	5	Corey Davis	WR	Western Michigan	1983	9	Bruce Matthews	G	Southern California
	18	Adoree' Jackson	CB	Southern California	1982	8	Mike Munchak	G	Penn State
2016	8	Jack Conklin	T	Michigan State	1981		(none)		
2015	2	Marcus Mariota	QB	Oregon	1980		(none)		
2014	11	Taylor Lewan	T	Michigan	1979		(none)		
2013	10	Chance Warmack	G	Alabama	1978	1	Earl Campbell	RB	Texas
2012	20	Kendall Wright	WR	Baylor	1977	11	Morris Towns	T	Missouri
2011	8	Jake Locker	QB	Washington	1976		(none)		
2010	16	Derrick Morgan	DE	Georgia Tech	1975	6	Robert Brazile	LB	Jackson State
2009	30	Kenny Britt	WR	Rutgers		15	Don Hardeman	RB	Texas A&M-Kingsville
2008	24	Chris Johnson	RB	East Carolina	1974		(none)		
2007	19	Michael Griffin	DB	Texas	1973	1	John Matuszak	DE	Tampa
2006	3	Vince Young	QB	Texas		14	George Amundson	RB	Iowa State
2005	6	Pacman Jones	CB	West Virginia	1972	6	Greg Sampson	DE	Stanford
2004		(none)			1971	3	Dan Pastorini	QB	Santa Clara
2003	28	Andre Woolfolk	CB	Oklahoma	1970	14	Doug Wilkerson	G	North Carolina Central
2002	15	Albert Haynesworth	DT	Tennessee	1969	15	Ron Pritchard	LB	Arizona State
2001		(none)			1968		(none)		
2000	30	Keith Bulluck	LB	Syracuse	1967	5	George Webster	LB	Michigan State
1999	16	Jevon Kearse	DE	Florida		23	Tom Regner	G	Notre Dame
1998	16	Kevin Dyson	WR	Utah	1966		Tommy Nobis	LB	Texas
1997	18	Kenny Holmes	DE	Miami (Fla.)	1965		Lawrence Elkins	TE	Baylor
1996	14	Eddie George	RB	Ohio State	1964		Scott Appleton	DT	Texas
1995	3	Steve McNair	QB	Alcorn State	1963		Danny Brabham	LB	Arkansas
1994	26	Henry Ford	DE	Arkansas	1962		Ray Jacobs	DT	Howard Payne
1993	13	Brad Hopkins	T	Illinois	1961		Mike Ditka	TE	Pittsburgh
1992		(none)			1960		Billy Cannon	HB	Louisiana State
1991		(none)							
1990	15	Lamar Lathon	LB	Houston					
1989	23	David Williams	T	Florida					
1988	22	Lorenzo White	RB	Michigan State					



*The Titans drafted Jeffery Simmons in the first round of the 2019 NFL Draft.*

## ALL-TIME DRAFT SELECTIONS

### 2023

Rd.	Pick	Player	Pos.	College
1	11	Peter Skoronski	OL	Northwestern
2a	33	Will Levis	QB	Kentucky
2b	41	(Traded to Arizona)		
3a	72	(Traded to Arizona)		
3b	81	Tyjae Spears	RB	Tulane
4	110	(Traded to Atlanta)		
5	147	Josh Whyle	TE	Cincinnati
6a	186	Jaelyn Duncan	OL	Maryland
6b	189	(Traded to L.A. Rams)		
7	228	Colton Dowell	WR	Tennessee-Martin

#### Draft Notes

General Manager: Ran Carthon

- 2a, 3b – Picks acquired from Arizona for 2b, 3a and a third-round pick in 2024
- 4 – Pick traded to Atlanta in 2021 (see 2022, 2b)
- 6a – Pick acquired from Atlanta in 2021 (see 2022, 2b)
- 6b – Pick traded to L.A. Rams in 2022 for WR Robert Woods

### 2022

Rd.	Pick	Player	Pos.	College
1a	18	Treyton Burks	WR	Arkansas
1b	26	(Traded to N.Y. Jets)		
2a	35	Roger McCreary	CB	Auburn
2b	58	(Traded to Atlanta)		
3a	69	Nicholas Petit-Frere	OL	Ohio State
3b	86	Malik Willis	QB	Liberty
3c	90	(Traded to Las Vegas)		
3d	101	(Traded to N.Y. Jets)		
4a	131	Hassan Haskins	RB	Michigan
4b	143	Chig Okonkwo	TE	Maryland
5a	163	Kyle Philips	WR	UCLA
5b	169	(Traded to Las Vegas)		
6a	204	Theo Jackson	S	Tennessee
6b	219	Chance Campbell	LB	Mississippi
7	247	(Traded to Miami)		

#### Draft Notes

General Manager: Jon Robinson

- 4b, 6b – Awarded as a compensatory selections
- 1a, 3d – Picks acquired from Philadelphia for WR A.J. Brown
- 2b – Pick traded in 2021 with a fourth-round pick in 2023 to Atlanta for WR Julio Jones and a sixth-round pick in 2023
- 2a, 3a, 5a – Picks acquired from N.Y. Jets for 1b, 3d
- 3b – Pick acquired from Las Vegas for 3c and 5b
- 7 – Pick traded with T Isaiah Wilson to Miami in 2021 (see 2021 7a)

### 2021

Rd.	Pick	Player	Pos.	College
1	22	Caleb Farley	CB	Virginia Tech
2	53	Dillon Radunz	T	North Dakota State
3a	85	(Traded to Green Bay)		
3b	92	Monty Rice	ILB	Georgia
3c	100	Elijah Molden	CB	Washington
4a	109	Dez Fitzpatrick	WR	Louisville
4b	126	(Traded to Carolina)		
4c	135	Rashad Weaver	OLB	Pittsburgh
5	166	(Traded to Carolina)		
6a	185	(Traded to L.A. Chargers)		
6b	205	Racey McMath	WR	Louisiana State
6c	215	Brady Breeze	S	Oregon
7a	232	(Traded to Carolina)		
7b	249	(Traded to L.A. Rams)		

#### Draft Notes

General Manager: Jon Robinson

- 3b, 4c – Picks acquired from Green Bay for 3a
- 3c – Awarded as a compensatory selection
- 4a – Pick acquired from Carolina for 4b, 5 and 7a
- 6a – Pick acquired from Jacksonville in 2020 for OLB Kamalei Correa

- and 7b; traded to L.A. Chargers in 2020 for CB Desmond King II
- 6c – Pick acquired from Kansas City in 2020 (see 2020, 7b)
- 7a – Pick acquired from Miami for T Isaiah Wilson and a seventh-round choice in 2022; traded with 4b and 5 to Carolina for 4a
- 7b – Pick and OLB Kamalei Correa traded to Jacksonville in 2020 for 6a

### 2020

Rd.	Pick	Player	Pos.	College
1	29	Isaiah Wilson	T	Georgia
2	61	Kristian Fulton	CB	Louisiana State
3	93	Darrynton Evans	RB	Appalachian State
4	135	(Traded to Miami)		
5	174	Larrell Murchison	DL	North Carolina State
6	208	(Traded to Green Bay)		
7a	224	Cole McDonald	QB	Hawaii
7b	237	(Traded to Kansas City)		
7c	243	Chris Jackson	DB	Marshall

#### Draft Notes

General Manager: Jon Robinson

- 4 – Pick traded to Miami in 2019 (see 2019, 6a)
- 6 – Pick traded to Green Bay in 2019 for OLB Reggie Gilbert
- 7a – Pick acquired in a 2019 trade with Cleveland for WR Taywan Taylor
- 7b – Pick acquired in a trade with Denver for DT Jurrell Casey and then traded to Kansas City for a sixth-round choice in 2021

### 2019

Rd.	Pick	Player	Pos.	College
1	19	Jeffery Simmons	DT	Mississippi State
2	51	A.J. Brown	WR	Mississippi
3	82	Nate Davis	OL	Charlotte
4a	116	Amani Hooker	DB	Iowa
4b	121	(Traded to N.Y. Jets)		
5a	157	(Traded to N.Y. Jets)		
5b	168	D'Andre Walker	OLB	Georgia
6a	188	David Long	LB	West Virginia
6b	191	(Traded to Baltimore)		
7	233	(Traded to Miami)		

#### Draft Notes

General Manager: Jon Robinson

- 4a, 5b – Picks acquired in a trade with N.Y. Jets for 4b and 5a
- 6a – Pick and QB Ryan Tannehill acquired in a trade with Miami for a seventh-round pick (233 overall) and a fourth-round pick in 2020
- 6b – Pick acquired in a trade with Baltimore for LB Kamalei Correa

### 2018

Rd.	Pick	Player	Pos.	College
1a	22	Rashaan Evans	LB	Alabama
1b	25	(traded to Baltimore)		
2a	41	Harold Landry	OLB	Boston College
2b	57	(traded to Oakland)		
3	89	(traded to Oakland)		
4	125	(traded to Baltimore)		
5a	152	Dane Cruikshank	DB	Arizona
5b	162	(traded to Baltimore)		
6a	199	Luke Falk	QB	Washington State
6b	215	(acquired from Baltimore and traded back to Baltimore)		
7	243	(traded to Kansas City)		

#### Draft Notes

General Manager: Jon Robinson

- 1a, 6b – Picks acquired in a trade with Baltimore for 1b and 4 (6b later traded back to Baltimore)
- 2a – Pick acquired in a trade with Oakland for 2b and 3
- 5a – Pick acquired in a trade with Baltimore for 5b and 6b (6b originally traded from Baltimore to Tennessee before being traded back to Baltimore)
- 7 – Pick traded to Kansas City in 2017 for defensive lineman David King

## ALL-TIME DRAFT SELECTIONS

### 2017

Rd.	Pick	Player	Pos.	College
1a	5	Corey Davis	WR	Western Michigan
1b	18	Adoree' Jackson	CB	Southern California
2	52	(traded to Cleveland)		
3a	72	Taywan Taylor	WR	Western Kentucky
3b	83	(traded to New England)		
3c	100	Jonnu Smith	TE	Florida International
4	124	(Traded to New England)		
5a	155	Jayon Brown	LB	UCLA
5b	164	(Traded to Philadelphia)		
6a	200	(Traded to N.Y. Giants)		
6b	203	(Traded to Denver)		
6c	207	(Traded to Cincinnati)		
6d	214	(Traded to Philadelphia)		
6e	217	Corey Levin	OL	Chattanooga
7a	227	Josh Carraway	OLB	Texas Christian
7b	236	Brad Seaton	T	Villanova
7c	241	Khalfani Muhammad	RB	California

#### Draft Notes

General Manager: Jon Robinson

- 2 – Pick traded to Cleveland during 2016 draft (see 2016, 1b)
- 3a, 6a – Picks acquired in a trade with New England for 3b and 4
- 3c – Compensatory selection; acquired in a trade with the Los Angeles Rams during the 2016 draft (see 2016, 1a)
- 5a – Pick acquired in a trade with Philadelphia for 5b, 6d
- 6b – Pick traded to Denver during 2016 draft (see 2016, 5b)
- 6c, 7c – Picks acquired in a trade with the N.Y. Giants for 6a
- 6d – Pick acquired in a trade with Atlanta in 2015 (see 2016, 6c)
- 6e, 7a – Picks acquired in a trade with Cincinnati for 6c

### 2016

Rd.	Pick	Player	Pos.	College
1a	1	(traded to Los Angeles Rams)		
1b	8	Jack Conklin	T	Michigan State
1c	15	(traded to Cleveland)		
2a	33	Kevin Dodd	OLB	Clemson
2b	43	Austin Johnson	DL	Penn State
2c	45	Derrick Henry	RB	Alabama
3a	64	Kevin Byard	S	Middle Tennessee State
3b	76	(traded to Cleveland)		
4a	100	(traded to Philadelphia)		
4b	113	(traded to Los Angeles Rams)		
5a	140	Tajae Sharpe	WR	Massachusetts
5b	157	LeShaun Sims	CB	Southern Utah
6a	176	(traded to Denver)		
6b	177	(traded to Los Angeles Rams)		
6c	193	Sebastian Tretola	G	Arkansas
7a	222	Aaron Wallace	OLB	UCLA
7b	253	Kalan Reed	CB	Southern Mississippi

#### Draft Notes

General Manager: Jon Robinson

- 1b, 6a – Picks acquired in a trade with Cleveland for 1c, 3b and a 2017 second-round choice
- 1c, 2b, 2c, 3b – Picks and 2017 first-round and third-round choices acquired in a trade with the L.A. Rams for 1a, 4b and 6b
- 4b – Pick acquired in a trade with Philadelphia for 4a and RB DeMarco Murray
- 5b, 7b – Picks acquired in a trade with Denver for 6a and a 2017 sixth-round choice
- 6c – Pick and a 2017 sixth-round choice acquired in 2015 from Atlanta for G Andy Levitre.

### 2015

Rd.	Pick	Player	Pos.	College
1	2	Marcus Mariota	QB	Oregon
2a	33	(traded to New York Giants)		
2b	40	Dorial Green-Beckham	WR	Oklahoma
3	66	Jeremiah Poutasi	OL	Utah
4a	100	Angelo Blackson	DE	Auburn

4b	108	Jalston Fowler	FB	Alabama
5	138	David Cobb	RB	Minnesota
6a	177	Deiontrez Mount	OLB	Louisville
6b	208	Andy Gallik	C	Boston College
7a	219	(traded to New England)		
7b	245	Tre McBride	WR	William & Mary

#### Draft Notes

General Manager: Ruston Webster

- 2b, 4b, 7 – Picks acquired from New York Giants for 2a.
- 6b – Pick acquired in 2014 from New England for LB Akeem Ayers and 7a.

### 2014

Rd.	Pick	Player	Pos.	College
1	11	Taylor Lewan	T	Michigan
2a	42	(traded to Philadelphia)		
2b	54	Bishop Sankey	RB	Washington
3	77	(traded to San Francisco)		
4a	112	DaQuan Jones	DL	Penn State
4b	122	Marqueston Huff	DB	Wyoming
5	151	Avery Williamson	LB	Kentucky
6a	178	Zach Mettenberger	QB	Louisiana State
6b	186	(traded to Washington)		
7	228	(traded to Washington)		

#### Draft Notes

General Manager: Ruston Webster

- 2b, 4b – Picks acquired in trade with Philadelphia for 2a.
- 3 – Pick traded to San Francisco during 2013 draft (see 2013, 2a).
- 6a – Pick acquired in trade with Washington for 6b and 7.

### 2013

Rd.	Pick	Player	Pos.	College
1	10	Chance Warmack	G	Alabama
2a	34	Justin Hunter	WR	Tennessee
2b	40	(traded to San Francisco)		
3a	70	Blidi Wreh-Wilson	CB	Connecticut
3b	97	Zaviar Gooden	LB	Missouri
4	107	Brian Schwenke	C	California
5	142	Lavar Edwards	DE	Louisiana State
6a	176	(traded to Minnesota)		
6b	202	Khalid Wooten	CB	Nevada
7a	216	(traded to San Francisco)		
7b	248	Daimion Stafford	S	Nebraska

#### Draft Notes

General Manager: Ruston Webster

- 2a – Pick acquired in trade with San Francisco for 2b, 7a and a third-round pick in 2014.
- 6a – Pick traded to Minnesota in 2012 for a seventh-round pick in 2012.
- 3b, 6b, 7b – Awarded as compensatory selections

### 2012

Rd.	Pick	Player	Pos.	College
1	20	Kendall Wright	WR	Baylor
2	52	Zach Brown	LB	North Carolina
3	82	Mike Martin	DT	Michigan
4	115	Coty Sensabaugh	CB	Clemson
5a	145	Taylor Thompson	TE	Southern Methodist
5b	155	(traded to Miami)		
6	190	Markelle Martin	S	Oklahoma State
7a	211	Scott Solomon	DE	Rice
7b	227	(traded to Miami)		

#### Draft Notes

General Manager: Ruston Webster

- 5a – Pick acquired in trade with Miami for 5b and 7b
- 7a – Pick acquired in trade with Minnesota for a sixth-round choice in 2013



## ALL-TIME DRAFT SELECTIONS

### 2011

Rd.	Pick	Player	Pos.	College
1	8	Jake Locker	QB	Washington
2	39	Akeem Ayers	LB	UCLA
3	77	Jurrell Casey	DT	Southern California
4a	109	Colin McCarthy	LB	Miami (Fla.)
4b	130	Jamie Harper	RB	Clemson
5	142	Karl Klug	DL	Iowa
6	175	Byron Stingily	T	Louisville
7a	212	Zach Clayton	DT	Auburn
7b	251	Tommie Campbell	DB	California (Pa.)

#### Draft Notes

General Manager: Mike Reinfeldt

- 4b, 7b – Awarded as compensatory selections

### 2010

Rd.	Pick	Player	Pos.	College
1	16	Derrick Morgan	DE	Georgia Tech
2	47	(traded to New England)		
3a	77	Damian Williams	WR	Southern California
3b	97	Rennie Curran	LB	Georgia
4a	104	Alterraun Verner	CB	UCLA
4b	111	(traded to Seattle)		
5	148	Robert Johnson	S	Utah
6a	176	Rusty Smith	QB	Florida Atlantic
6b	185	(traded to Seattle)		
6c	207	Myron Rolle	S	Florida State
7a	222	Marc Mariani	WR	Montana
7b	241	David Howard	DT	Brown

#### Draft Notes

General Manager: Mike Reinfeldt

- 3b, 6c, 7b – Awarded as compensatory selections
- 2 – Traded to New England in 2009 (see 2009 3a)
- 4a, 6a – Picks acquired in trade with Seattle for RB LenDale White, DT Kevin Vickerson, 4b and 6b

### 2009

Rd.	Pick	Player	Pos.	College
1	30	Kenny Britt	WR	Rutgers
2	62	Sen'Derrick Marks	DT	Auburn
3a	89	Jared Cook	TE	South Carolina
3b	94	Ryan Mouton	CB	Hawaii
4a	130	Gerald McRath	LB	Southern Mississippi
4b	135	Troy Kropog	T/G	Tulane
5a	166	(Traded to Dallas)		
5b	173	Javon Ringer	RB	Michigan State
6a	203	Jason McCourty	CB	Rutgers
6b	206	Dominique Edison	WR	Stephen F. Austin
7a	239	Ryan Durand	G	Syracuse
7b	242	Nick Schommer	S	North Dakota State

#### Draft Notes

General Manager: Mike Reinfeldt

- 4b, 5b, 6b, 7b – Awarded as compensatory selections
- 3a – Pick acquired in trade with New England for second round pick in 2010
- 5a – Pick traded to Dallas (see 2008 4c)

### 2008

Rd.	Pick	Player	Pos.	College
1	24	Chris Johnson	RB	East Carolina
2	54	Jason Jones	DL	Eastern Michigan
3	85	Craig Stevens	TE	California
4a	103	William Hayes	DE	Winston-Salem State
4b	124	(Traded to Washington)		
4c	126	Lavelle Hawkins	WR	California
4d	134	Stanford Keglar	LB	Purdue
5	157	(Traded to Washington)		
6	189	(Traded to Seattle)		
7	229	Cary Williams	CB	Washburn

#### Draft Notes

General Manager: Mike Reinfeldt

- 4d – Awarded as compensatory selection
- 4a – Pick acquired in trade with Washington for fourth round pick (#124 overall) and fifth round pick (#157 overall).
- 4b – Traded to Washington (see 4a)
- 4c – Pick acquired in trade with Dallas for Pacman Jones
- 5 – Pick traded to Washington (see 4a)
- 6 – Pick traded to Seattle for Bryce Fisher

### 2007

Rd.	Pick	Player	Pos.	College
1	19	Michael Griffin	S	Texas
2	50	Chris Henry	RB	Arizona
3	80	Paul Williams	WR	Fresno State
4a	115	Leroy Harris	G/C	North Carolina State
4b	128	Chris Davis	WR	Florida State
5	152	Antonio Johnson	DT	Mississippi State
6a	188	Joel Filani	WR	Texas Tech
6b	204	Jacob Ford	DE	Central Arkansas
6c	206	Ryan Smith	CB	Florida
7	223	Mike Otto	T	Purdue

#### Draft Notes

General Manager: Mike Reinfeldt

- 4b – Pick acquired in trade with Baltimore for Steve McNair in 2006.
- 6b – Pick acquired in trade with San Diego for Billy Volek in 2006.
- 6c – Pick acquired in trade with Indianapolis for seventh round pick (#238 overall) in 2006. That selection was originally obtained from Indianapolis for Rocky Calmus.

### 2006

Rd.	Pick	Player	Pos.	College
1	3	Vince Young	QB	Texas
2a	39	(Traded to Philadelphia)		
2b	45	LenDale White	RB	Southern California
3	70	(Traded to Buffalo)		
4a	102	Calvin Lowry	S	Penn State
4b	116	Stephen Tulloch	LB	North Carolina State
5a	137	Terna Nande	LB	Miami (Ohio)
5b	169	Jesse Mahelona	DT	Tennessee
6	172	Jonathan Orr	WR	Wisconsin
7a	215	Cortland Finnegan	CB	Samford
7b	238	(Traded to Indianapolis)		
7c	245	Spencer Toone	LB	Utah
7d	246	Quinton Ganther	RB	Utah

#### Draft Notes

General Manager: Floyd Reese

- 5b, 7c and 7d – awarded as compensatory selections
- 2a – Pick traded to Philadelphia (see 2b)
- 2b – Pick acquired from Philadelphia along with 2006 fourth round pick (116 overall) for the Titans second round pick (39 overall)
- 3 – Pick traded to Buffalo for RB Travis Henry in 2005
- 7b – Pick acquired from Indianapolis for LB Rocky Calmus in 2005 and traded back to Indianapolis for sixth round selection in 2007

### 2005

Rd.	Pick	Player	Pos.	College
1	6	Adam Jones	CB	West Virginia
2a	37	(Traded to Detroit)		
2b	41	Michael Roos	T	Eastern Washington
3a	68	Courtney Roby	WR	Indiana
3b	96	Brandon Jones	WR	Oklahoma
4a	108	Vincent Fuller	S	Virginia Tech
4b	113	David Stewart	T	Mississippi State
4c	136	Roydell Williams	WR	Tulane
5a	142	Damien Nash	RB	Missouri
5b	150	Daniel Loper	T	Texas Tech
6	179	Bo Scaife	TE	Texas
7	218	Reynaldo Hill	CB	Florida

## ALL-TIME DRAFT SELECTIONS

### Draft Notes

General Manager: Floyd Reese

- 3b and 4c – awarded as compensatory selections
- 2a – Pick traded to Detroit (see 2b)
- 2b – Pick acquired from Detroit along with 2005 fourth round pick (113 overall) for the Titans second round pick (37 overall)
- 4b – Pick acquired from Detroit (see 2b)
- 5b – Pick acquired from Kansas City for DE Carlos Hall

### 2004

Rd.	Pick	Player	Pos.	College
1	27	(Traded to Houston)		
2a	40	Ben Troupe	TE	Florida
2b	42	Travis LaBoy	DE	Hawaii
2c	57	Antwan Odom	DE	Alabama
3a	71	Randy Starks	DT	Maryland
3b	92	Rich Gardner	CB	Penn State
4a	103	Bo Schobel	DE	Texas Christian
4b	124	Michael Waddell	CB	North Carolina
5a	138	Jacob Bell	G	Miami (Ohio)
5b	159	(Traded to Houston)		
5c	165	Robert Reynolds	LB	Ohio State
6	191	Troy Fleming	RB	Tennessee
7a	230	Jared Clauss	DT	Iowa
7b	239	Eugene Amano	C	S.E. Missouri State
7c	241	Sean McHugh	TE	Penn State

### Draft Notes

General Manager: Floyd Reese

- 5c, 7b, 7c – awarded as compensatory selections
- 1 – Pick traded to Houston (see 2a)
- 2a – Pick acquired from Houston along with 2004 third round pick (71 overall), fourth round pick (103 overall) and fifth round pick (138 overall) for the Titans 2004 first round pick (27 overall) and fifth round pick (159 overall)
- 2b – Pick acquired from New York Jets for WR Justin McCareins
- 3a – Pick acquired in Houston trade (see 2a)
- 4a – Pick acquired in Houston trade (see 2a)
- 5a – Pick acquired in Houston trade (see 2a)
- 5b – Pick traded to Houston (see 2a)

### 2003

Rd.	Pick	Player	Pos.	College
1	28	Andre Woolfolk	CB	Oklahoma
2	60	Tyrone Calico	WR	Middle Tennessee State
3	93	Chris Brown	RB	Colorado
4	126	Rien Long	DT	Washington State
5a	154	Donnie Nickey	S	Ohio State
5b	164	(Traded to New England)		
6	201	(Traded to New England)		
7a	225	Todd Williams	T	Florida State
7b	243	(Traded to New England)		

### Draft Notes

General Manager: Floyd Reese

- 5a – Pick acquired from New England along with 2003 seventh round pick (225 overall) for the Titans 2003 fifth round pick (164 overall), sixth round pick (201 overall) and seventh round pick (243 overall)
- 5b – Pick traded to New England (see 5a)
- 6 – Pick traded to New England (see 5a)
- 7a – Pick acquired in New England trade (see 5a)
- 7b – Pick traded to New England (see 5a)

### 2002

Rd.	Pick	Player	Pos.	College
1a	14	(Traded to N.Y. Giants)		
1b	15	Albert Haynesworth	DT	Tennessee
2	45	Tank Williams	S	Stanford
3	77	Rocky Calmus	LB	Oklahoma
4a	110	Mike Echols	CB	Wisconsin
4b	115	Tony Beckham	CB	Wisconsin-Stout
4c	133	Rocky Boiman	LB	Notre Dame

5	151	Jake Schifino	WR	Akron
6	187	Justin Hartwig	G	Kansas
7a	225	Darrell Hill	WR	Northern Illinois
7b	240	Carlos Hall	DE	Arkansas

### Draft Notes

General Manager: Floyd Reese

- 4c – awarded as compensatory selection
- 1a – Pick traded to N.Y. Giants (see 1b)
- 1b – Pick acquired from the New York Giants along with 2002 fourth round pick (115 overall) for the Titans 2002 first round pick (14 overall)
- 4b – Pick acquired in Giants trade (see 1b)
- 7b – Pick acquired from Green Bay for DT Rod Walker

### 2001

Rd.	Pick	Player	Pos.	College
1	29	(Traded to St. Louis)		
2	60	Andre Dyson	CB	Utah
3	90	Shad Meier	TE	Kansas State
4	124	Justin McCareins	WR	Northern Illinois
5	159	Eddie Berlin	WR	Northern Iowa
6a	192	Dan Alexander	RB	Nebraska
6b	199	Adam Haayer	T	Minnesota
7a	229	(Traded to Oakland)		
7b	232	Keith Adams	LB	Clemson

### Draft Notes

General Manager: Floyd Reese

- 6b, 7b – awarded as compensatory selections
- 1 – Pick traded to St. Louis for DE Kevin Carter
- 7a – Pick traded to Oakland for C Gennaro DiNapoli

### 2000

Rd.	Pick	Player	Pos.	College
1	30	Keith Bulluck	LB	Syracuse
3a	68	Erron Kinney	TE	Florida
3b	93	Byron Frisch	DE	Brigham Young
4a	124	Bobby Myers	S	Wisconsin
4b	128	Peter Sirmon	LB	Oregon
5a	135	Aric Morris	S	Michigan State
5b	160	Frank Chamberlin	LB	Boston College
6	197	Robaire Smith	DE	Michigan State
7a	213	Mike Green	RB	Houston
7b	237	Wes Shivers	T	Mississippi State

### Draft Notes

General Manager: Floyd Reese

- 4b – awarded as compensatory selection
- 7a – Pick acquired from Chicago for LB Lemanski Hall

### 1999

Rd.	Pick	Player	Pos.	College
1	16	Jevon Kearse	DE	Florida
2a	46	(Traded to New England)		
2b	52	John Thornton	DT	West Virginia
3	81	Zach Piller	G	Florida
4a	114	Brad Ware	S	Auburn
4b	117	Donald Mitchell	CB	Southern Methodist
5	151	Kevin Daft	QB	California-Davis
6	186	Darran Hall	WR	Colorado State
7	222	Phil Glover	LB	Utah

### Draft Notes

General Manager: Floyd Reese

- 2a – Pick traded to New England (see 2b)
- 2b – Pick acquired from New England along with 1999 fourth round pick (117 overall) for Titans 1999 second round pick (46 overall)
- 4b – Pick acquired in New England trade (see 2b)

## ALL-TIME DRAFT SELECTIONS

### 1998

Rd.	Pick	Player	Pos.	College
1	16	Kevin Dyson	WR	Utah
2	46	Samari Rolle	CB	Florida State
3	77	Dainon Sidney	CB	Alabama-Birmingham
4	107	Joe Salave'a	DT	Arizona
5	139	Benji Olson	G	Washington
6	168	Lee Wiggins	DB	South Carolina
7a	205	Jimmy Sprotte	LB	Arizona
7b	229	Kevin Long	C	Florida State

#### Draft Notes

General Manager: Floyd Reese

- 7b – awarded as a compensatory selection

### 1997

Rd.	Pick	Player	Pos.	College
1a	13	(Traded to Kansas City)		
1b	18	Kenny Holmes	DE	Miami (Fla.)
2	46	Joey Kent	WR	Tennessee
3a	75	Denard Walker	CB	Louisiana State
3b	81	Scott Sanderson	T	Washington State
4a	98	Derrick Mason	WR	Michigan State
4b	107	Pratt Lyons	DE	Troy State
4c	110	(Traded to Kansas City)		
4d	116	(Traded to New Orleans)		
5a	132	(Traded to Washington)		
5b	143	George McCullough	DB	Baylor
6a	165	(Traded to New Orleans)		
6b	179	(Traded to St. Louis)		
6c	181	Dennis Stallings	LB	Illinois
7	216	Armon Williams	DB	Arizona

#### Draft Notes

General Manager: Floyd Reese

- 1a – Pick traded to Kansas City (see 1b)
- 1b – Pick acquired from Kansas City along with 1997 third round pick (81 overall), fourth round pick (116 overall) and sixth round pick (181 overall) for Oilers 1997 first round pick (13 overall) and fourth round pick (110 overall)
- 3b – Pick acquired from Kansas City (see 1b)
- 4a – Pick acquired from Atlanta along with 1997 sixth round pick (165 overall) for QB Chris Chandler
- 4b – Pick acquired from New Orleans for Oilers 1997 fourth round pick (116 overall) and sixth round pick (165 overall)
- 4c – Pick traded to Kansas City (see 1b)
- 4d – Pick acquired from Kansas City (see 1b) and traded to New Orleans (see 4b)
- 5a – Pick traded to Washington
- 6a – Pick acquired from Atlanta (see 4a) and traded to New Orleans (see 4b)
- 6b – Pick traded to St. Louis for DE Robert Young
- 6c – Pick acquired from Kansas City (see 1b)

### 1996

Rd.	Pick	Player	Pos.	College
1a	9	(Traded to Oakland)		
1b	14	Eddie George	RB	Ohio State
1c	17	(Traded to Seattle)		
2a	38	Bryant Mix	DE	Alcorn State
2b	48	Jason Layman	G	Tennessee
3	74	Terry Killens	LB	Penn State
4a	107	Kendrick Burton	DE	Alabama
4b	109	Jon Runyan	T	Michigan
5	143	Rayna Stewart	DB	Northern Arizona
6	177	Anthony Dorsett	LB	Pittsburgh
7	218	Mike Archie	RB	Penn State

#### Draft Notes

General Manager: Floyd Reese

- 1a – Pick traded to Oakland for Raiders 1996 first round pick (17 overall), second round pick (48 overall) and fourth round pick (109 overall)

- 1b – Pick acquired from Seattle for Oilers 1996 first round pick (17 overall) and Oilers DT Glenn Montgomery
- 1c – Pick acquired from Oakland (see 1a) and traded to Seattle (see 1b)
- 2b – Pick acquired in Oakland trade (see 1a)
- 4b – Pick acquired in Oakland trade (see 1a)

### 1995

Rd.	Pick	Player	Pos.	College
1	3	Steve McNair	QB	Alcorn State
2	35	Anthony Cook	DT	South Carolina State
3a	67	Chris Sanders	WR	Ohio State
3b	89	Rodney Thomas	RB	Texas A&M
3c	95	Torey Hunter	DB	Washington State
4	101	Michael Roan	TE	Wisconsin
5a	137	(Awarded to Washington)		
5b	159	Gary Walker	DE	Auburn
6	174	Hicham El-Mashtoub	C	Arizona
7	211	C.J. Richardson	DB	Miami (Fla.)

#### Draft Notes

General Manager: Floyd Reese

- 3c – awarded as a compensatory selection
- 3b – Pick acquired from Minnesota along with 1994 fourth round pick (119 overall) for QB Warren Moon
- 5a – Pick to Washington in Wilbur Marshall ruling
- 5b – Pick awarded as compensation from New England for restricted free agent DE Tim Roberts

### 1994

Rd.	Pick	Player	Pos.	College
1	26	Henry Ford	DE	Arkansas
2	60	Jeremy Nunley	DE	Alabama
3a	97	(Awarded to Washington)		
3b	101	Malcolm Floyd (Seabron)	WR	Fresno State
4a	119	Mike Davis	DB	Cincinnati
4b	129	Sean Jackson	RB	Florida State
5a	157	Roderick Lewis	TE	Arizona
5b	161	Jim Reid	T	Virginia
6a	187	Lee Gissendaner	WR	Northwestern
6b	194	Barron Wortham	LB	Texas El-Paso
7	220	Lemanski Hall	LB	Alabama

#### Draft Notes

General Manager: Floyd Reese

- 3b – awarded as a compensatory selection
- 3a – Pick to Washington in Wilbur Marshall ruling
- 4a – Pick acquired from Minnesota along with 1995 third round pick (89 overall) for QB Warren Moon

### 1993

Rd.	Pick	Player	Pos.	College
1a	13	Brad Hopkins	T	Illinois
1b	19	(Traded to Philadelphia)		
2	47	Mike Barrow	LB	Miami (Fla.)
3	75	(Traded to Philadelphia)		
4	102	Travis Hannah	WR	Southern California
5	131	John Henry Mills	TE	Wake Forest
6	158	Chuck Bradley	T	Kentucky
7	187	Patrick Robinson	WR	Tennessee State
8	214	Blaine Bishop	DB	Ball State

#### Draft Notes

General Manager: Mike Holovak

- 1a – Pick acquired from Philadelphia for Oilers 1993 first round pick (19 overall) and third round pick (75 overall)
- 1b – Pick traded to Philadelphia (see 1a)
- 3 – Pick traded to Philadelphia (see 1a)

## ALL-TIME DRAFT SELECTIONS

### 1992

Rd.	Pick	Player	Pos.	College
1	23	(Traded to San Diego)		
2	50	Eddie Robinson	LB	Alabama State
3	77	Corey Harris	WR	Vanderbilt
4	108	Mike Mooney	T	Georgia Tech
5a	133	Joe Bowden	LB	Oklahoma
5b	135	Tony Brown	DB	Fresno State
5c	136	Tim Roberts	DT	Southern Mississippi
6	162	Mario Bailey	WR	Washington
7	189	Elbert Turner	WR	Illinois
8	220	Bucky Richardson	QB	Texas A&M
9	247	Bernard Dafney	T	Tennessee
10	274	Dion Johnson	WR	East Carolina
11	301	Anthony Davis	LB	Utah
12	332	Joe Wood	K	Air Force

#### Draft Notes

General Manager: Mike Holovak

- 1 – Pick traded to San Diego along with WR Shawn Jefferson for Chargers DE Lee Williams in August of 1991
- 5a – Pick acquired from New Orleans for Oilers RB Allen Pinkett
- 5c – Pick acquired from Dallas along with 1991 second round pick (Minnesota's pick, 38 overall) for RB Alonzo Highsmith

### 1991

Rd.	Pick	Player	Pos.	College
1	17	(Traded to New England)		
2a	28	Mike Dumas	DB	Indiana
2b	38	Darryll Lewis	DB	Arizona
2c	44	John Flannery	C	Syracuse
3a	71	Steve Jackson	DB	Purdue
3b	79	Kevin Donnalley	T	North Carolina
4a	101	David Rocker	DT	Auburn
4b	102	Marcus Robertson	DB	Iowa State
5	129	Gary Wellman	WR	Southern California
6	157	(Pick traded to Philadelphia)		
7	183	Kyle Freeman	LB	Angelo State
8	214	Gary Brown	RB	Penn State
9	240	Shawn Jefferson	WR	Central Florida
10	267	Curtis Moore	LB	Kansas
11	294	James Smith	DB	Richmond
12	325	Alex Johnson	WR	Miami (Fla.)

#### Draft Notes

General Manager: Mike Holovak

- 1 – Pick traded to New England for 1991 second round pick (28 overall) and fourth round pick (101 overall)
- 2a – Pick acquired in New England trade (see 1)
- 2b – Pick acquired from Dallas (originally Minnesota's selection) along with 1992 fourth round pick (136 overall) for RB Alonzo Highsmith
- 3b – Pick acquired from Miami for LB John Grimsley
- 4a – Pick acquired in New England trade (see 1)
- 6 – Pick traded to Philadelphia for QB Don McPherson in 1990

### 1990

Rd.	Pick	Player	Pos.	College
1	15	Lamar Lathon	LB	Houston
2	41	Jeff Alm	DT	Notre Dame
3	72	Willis Peguese	DE	Miami (Fla.)
4	99	Eric Still	G	Tennessee
5	126	Richard Newbill	LB	Miami (Fla.)
6	153	Tony Jones	WR	Texas
7	184	Andy Murray	RB	Kentucky
8	211	Brett Tucker	DB	Northern Illinois
9	237	Pat Coleman	WR	Mississippi
10	264	Dee Thomas	DB	Nicholls State
11	295	Joey Banas	T	Houston
12	321	Reggie Slack	QB	Auburn

#### Draft Notes

General Manager: Mike Holovak

### 1989

Rd.	Pick	Player	Pos.	College
1	23	David Williams	T	Florida
2	50	Scott Kozak	LB	Oregon
3	77	Bubba McDowell	S	Miami (Fla.)
4	104	Rod Harris	WR	Texas A&M
5	131	Glenn Montgomery	DT	Houston
6	157	Bo Orlando	S	West Virginia
7	190	Tracy Rogers	LB	Fresno State
8	217	Alvoid Mays	CB	West Virginia
9	244	Bob Mrosko	TE	Penn State
10	271	Tracy Johnson	RB	Clemson
11	298	Brian Smider	T	West Virginia
12	325	Chuck Hartlieb	QB	Iowa

#### Draft Notes

General Manager: Mike Holovak

### 1988

Rd.	Pick	Player	Pos.	College
1a	9	(Traded to Raiders)		
1b	22	Lorenzo White	RB	Michigan State
2	48	Quintin Jones	DB	Pittsburgh
3a	72	Greg Montgomery	P	Michigan State
3b	74	(Traded to Raiders)		
4	102	(Traded to Raiders)		
5a	125	Cris Dishman	DB	Purdue
5b	130	Chris Verhulst	TE	Cal State-Chico
6	157	Kurt Crain	LB	Auburn
7	187	Tracey Eaton	DB	Portland State
8	214	David Viaene	C	Minnesota-Duluth
9	241	David Spradlin	LB	Texas Christian
10	271	Marco Johnson	WR	Hawaii
11	298	Jethro Franklin	DE	Fresno State
12	325	John Brantley	LB	Georgia

#### Draft Notes

General Manager: Ladd Herzeg

- 1a – Pick traded (originally L.A. Rams pick from 1987 trade) to L.A. Raiders along with 1988 third round pick (74 overall) and fourth round pick (102 Overall) for DE Sean Jones, 1988 second round pick (48 overall, Oilers original pick) and third round pick (60 overall)
- 2 – Pick reacquired from L.A. Raiders in trade (see 1a)
- 3a – Pick acquired from S.D. along with fifth round pick (125 overall) for the Oilers third round pick (60 overall)
- 3b – Pick traded to L.A. Raiders (see 1a)
- 4 – Pick traded to Raiders (see 1a)
- 5a – Pick acquired in San Diego trade (see 3a)

### 1987

Rd.	Pick	Player	Pos.	College
1a	3	Alonzo Highsmith	RB	Miami (Fla.)
1b	8	(Traded to Buffalo)		
1c	20	Haywood Jeffires	WR	N.C. State
2a	36	(Traded to Buffalo)		
2b	46	Walter Johnson	LB	Louisiana Tech
3	64	Cody Carlson	QB	Baylor
4a	91	(Traded to L.A. Rams)		
4b	105	Mark Dusbabek	LB	Minnesota
5a	120	(Traded to Washington)		
5b	133	Spencer Tillman	RB	Oklahoma
6a	147	Al Smith	LB	Utah State
6b	159	Toby Caston	LB	Louisiana State
7	176	Robert Banks	DT	Notre Dame
8	202	Michel James	WR	Washington State
9	231	Wes Neighbors	C	Alabama
10	258	Curtis Duncan	WR	Northwestern
11	287	John Davis	G	Georgia Tech
12	314	Ira Valentine	RB	Texas A&M

#### Draft Notes

General Manager: Ladd Herzeg

## ALL-TIME DRAFT SELECTIONS

- 1a – Pick acquired from Buffalo for Oilers 1987 first round pick (8 overall) and second round pick (36 overall)
- 1b – Pick traded to Buffalo (see 1a)
- 1c – Pick acquired from L.A. Rams along with G Kent Hill, DE William Fuller, 1987 fifth round pick (133 overall) and 1988 first round pick (9 overall) for QB Jim Everett
- 2a – Pick acquired from Detroit for T Harvey Salem and traded to Buffalo (see 1a)
- 2b – Pick acquired from Kansas City along with 1987 fourth round pick (105 overall) for the Oilers second round pick (35 overall)
- 4a – Pick traded to L.A. Rams along with 1986 seventh round pick (172 overall) for WR Drew Hill in 1986.
- 4b – Pick acquired in Kansas City trade (see 2b)
- 5a – Pick traded to Washington (eventually to Chicago) for PK Tony Zendejas
- 5b – Pick acquired in L.A. Rams trade (see 1c)
- 6b – Pick acquired from Kansas City for RB Larry Moriarity

### 1986

Rd.	Pick	Player	Pos.	College
1	3	Jim Everett	QB	Purdue
2	34	Ernest Givins	WR	Louisville
3	61	Allen Pinkett	RB	Notre Dame
4	87	(Traded to Kansas City)		
5	114	Jeff Parks	TE	Auburn
6	145	Ray Wallace	RB	Purdue
7	172	(Traded to L.A. Rams)		
8	199	Larry Griffin	DB	North Carolina
9	225	Bob Sebring	LB	Illinois
10	256	Don Sommer	G	Texas El-Paso
11	283	Mark Cochran	T	Baylor
12	310	Chuck Banks	RB	West Virginia Tech

#### Draft Notes

General Manager: Ladd Herzeg

- 4 – Pick traded to Kansas City (see 1985, 5b)
- 7 – Pick traded to L.A. Rams along with 1987 fourth round pick (91 overall) for WR Drew Hill

### 1985

Rd.	Pick	Player	Pos.	College
1a	2	(Traded to Minnesota)		
1b	3	Ray Childress	DE	Texas A&M
1c	11	Richard Johnson	DB	Wisconsin
2a	31	(Traded to Denver)		
2b	36	Richard Byrd	DE	Southern Mississippi
3a	58	(Traded to N.Y. Giants)		
3b	80	(Traded to L.A. Raiders)		
3c	82	Mike Kelley	C	Notre Dame
4	87	Tom Briebl	LB	Stanford
5a	114	(Traded to Dallas)		
5b	133	Frank Bush	LB	North Carolina State
5c	138	Lee Johnson	K	Brigham Young
6a	143	(Traded to L.A. Raiders)		
6b	153	Joe Krakoski	LB	Washington
7	170	Mike Akiu	WR	Hawaii
8	199	Chuck Thomas	C	Oklahoma
9	226	Steve Tasker	KR	Northwestern
10	255	Mike Golic	DL	Notre Dame
11	281	Willie Drewrey	WR	West Virginia
12	311	Mark Vonderhaar	DT	Minnesota

#### Draft Notes

General Manager: Ladd Herzeg

- 1a – Pick traded to Minnesota
- 1b – Pick acquired from Minnesota
- 1c – Pick acquired from New Orleans for RB Earl Campbell
- 2a – Pick traded to Denver for second round pick (from Tampa Bay, 36 overall) and fifth round pick (138 overall)
- 2b – Pick acquired from Denver (see 2a)
- 3a – Pick traded to New York Giants for RB Butch Woolfolk
- 3b – Pick traded to L.A. Raiders along with sixth round pick (143 overall)

for C Jim Romano

- 3c – Pick acquired from Denver for WR Butch Johnson
- 5a – Pick traded to Dallas (see 1984, 2b)
- 5b – Pick acquired from Kansas City along with sixth round pick (153 overall) for DE Bob Hamm and 1986 fourth round pick (87 overall)
- 5c – Pick acquired from Denver (see 2a)
- 6a – Pick traded to L.A. Raiders (see 3b)
- 6b – Pick acquired from Kansas City (see 5b)

### 1984

Rd.	Pick	Player	Pos.	College
1	2	Dean Steinkuhler	T	Nebraska
2a	29	Doug Smith	DE	Auburn
2b	40	(Traded to Dallas)		
2c	54	Bo Eason	DB	California-Davis
3	58	Johnny Meads	LB	Nicholls State
4a	85	Mark Studaway	DE	Tennessee
4b	100	Patrick Allen	DB	Utah State
4c	102	(Traded to Washington)		
5	114	Robert Lyles	LB	Texas Christian
6a	141	John Grimsley	LB	Kentucky
6b	161	Eric Mullins	WR	Stanford
7	170	Willie Joyner	RB	Maryland
8	197	Kevin Baugh	WR	Penn State
9a	226	Jeff Donaldson	DB	Colorado
9b	227	Mike Johnson	DE	Illinois
9c	252	Mike Russell	LB	Toledo
10	253	(Traded to L.A. Rams)		
11	282	(Traded to L.A. Raiders)		
12	309	(Traded to L.A. Rams)		

#### Draft Notes

General Manager: Ladd Herzeg

- 2b – Pick acquired from Minnesota (see 4b) and traded to Dallas along with 1985 fifth round pick (114 overall) and WR Mike Renfro for second round pick (54 overall) and WR Butch Johnson
- 2c – Pick acquired from Dallas (see 2b)
- 4b – Pick acquired from Minnesota along with second round pick (40 overall) for QB Archie Manning and TE Dave Casper
- 4c – Pick acquired from L.A. Rams and traded to Washington for 1985 third round pick (80 overall)
- 6b – Pick acquired from L.A. Rams (see 1983, 1a) and traded to Washington
- 9b – Pick acquired from N.Y. Giants (see 1983, 11)
- 9c – Pick acquired from L.A. Raiders for past considerations involving RB Tim Wilson for 11th round pick (282 overall)
- 10 – Pick traded to L.A. Rams for T Doug France
- 11 – Pick traded to L.A. Raiders (9c)
- 12 – Pick traded to L.A. Rams for past considerations

### 1983

Rd.	Pick	Player	Pos.	College
1a	2	(Pick traded to L.A. Rams)		
1b	9	Bruce Matthews	G	Southern California
2a	30	Harvey Salem	T	California
2b	42	Keith Bostic	DB	Michigan
3a	58	Tim Joiner	LB	Louisiana State
3b	69	Chris Dressel	TE	Stanford
3c	76	(Traded to Miami)		
3d	83	Steve Brown	DB	Oregon
4a	86	Greg Hill	DB	Oklahoma State
4b	88	Mike McCloskey	TE	Penn State
5a	114	Larry Moriarty	RB	Notre Dame
5b	139	Jerome Foster	DT	Ohio State
6	142	Steve Haworth	DB	Oklahoma
7	170	Herkie Walls	WR	Texas
8	198	Robert Thompson	LB	Michigan
9	226	Kevin Potter	DB	Missouri
10	253	(Traded to Green Bay)		
11	281	(Traded to N.Y. Giants)		
12	309	(Traded to N.Y. Giants)		

## ALL-TIME DRAFT SELECTIONS

### Draft Notes

General Manager: Ladd Herzeg

- 1a – Pick traded to L.A. Rams for first round pick (3 overall), fourth round pick (88 overall) and 1984 fourth round pick (102 overall)
- 1b – Pick acquired from Seattle along with second round pick (42 overall) and third round pick (69 overall) for Oilers first round pick (3 overall from L.A. Rams)
- 2b – Pick acquired from Seattle (see 1b)
- 3b – Pick acquired from Seattle (see 1b)
- 3c – Pick acquired from Green Bay and traded to Miami (see 3d)
- 3d – Pick acquired from Miami along with fifth round pick (139 overall) for third round pick (76 overall)
- 4b – Pick acquired from L.A. Rams (see 1a)
- 5b – Pick acquired from Miami (see 3d)
- 10 – Pick traded to Green Bay for T Mark Koncar
- 11 – Pick traded to N.Y. Giants along with 12th round pick (309 overall) for 1984 ninth round pick (228 overall)
- 12 – Pick traded to N.Y. Giants (see 11)

### 1982

Rd.	Pick	Player	Pos.	College
1	8	Mike Munchak	G	Penn State
2a	35	(Pick traded to Oakland)		
2b	44	Oliver Luck	QB	West Virginia
3a	67	(Pick traded to L.A. Rams)		
3b	72	Stan Edwards	RB	Michigan
3c	77	Robert Abraham	LB	North Carolina State
4	94	Steve Bryant	WR	Purdue
5	121	Malcolm Taylor	DE	Tennessee State
6	148	Gary Allen	RB	Hawaii
7	175	(Traded to Detroit)		
8	207	(Traded to L.A. Rams)		
9	234	Matt Bradley	DB	Penn State
10	261	Ron Reeves	QB	Texas Tech
11	287	Jim Campbell	TE	Kentucky
12	314	Donnie Craft	RB	Louisville

### Draft Notes

General Manager: Ladd Herzeg

- 2a – Pick traded to Oakland (see 1981, 1)
- 2b – Pick acquired from L.A. Rams along with 1982 third round pick (77 overall) for TE Mike Barber and 1982 third round pick (67 overall)
- 3a – Pick traded to L.A. Rams (see 2b)
- 3b – Pick acquired from N.Y. Giants for RB Rob Carpenter
- 7 – Pick traded to Detroit for CB Luther Bradley
- 8 – Pick traded to L.A. Rams TE Lewis Gilbert

### 1981

Rd.	Pick	Player	Pos.	College
1	21	(Traded to Oakland)		
2	48	(Traded to Oakland)		
3	79	Mike Holston	WR	Morgan State
4	106	Nick Eyre	T	Brigham Young
5	133	Delbert Fowler	LB	West Virginia
6	159	Bill Kay	DB	Purdue
7a	186	(Traded to Seattle)		
7b	193	Don Washington	DB	Texas A&M-Kingsville
8	217	Willie Tullis	WR	Troy State
9	243	Avon Riley	LB	UCLA
10	270	Larry Jones	RB	Colorado State
11	297	Claude Mathews	G	Auburn
12	324	Bill Capece	K	Florida State

### Draft Notes

General Manager: Ladd Herzeg

- 1 – Pick traded to Oakland along with 1981 second round pick (48 overall) and 1982 second round pick (35 overall) for TE Dave Casper
- 2 – Pick traded to Oakland (see 1)
- 7a – Pick traded to Seattle along with 1980 10th round pick (274 overall) for LB Sammy Green
- 7b – Pick acquired from Oakland (see 1980, 7a)

### 1980

Rd.	Pick	Player	Pos.	College
1	25	(Traded to New England)		
2a	38	Angelo Fields	T	Michigan State
2b	52	Daryle Skaugstad	DT	California
3	79	Tim Smith	WR	Nebraska
4	106	Chris Combs	TE	New Mexico
5	134	John Corker	LB	Oklahoma State
6	160	(Traded to New England)		
7a	182	Craig Bradshaw	QB	Utah State
7b	190	(Traded to N.Y. Jets)		
8	217	Harold Bailey	QB/TE	Oklahoma State
9	244	Ed Harris	RB	Bishop
10	274	(Traded to Seattle)		
11	301	Eddie Preston	WR	Western Kentucky
12	328	Wiley Pitts	WR	Temple

### Draft Notes

General Manager: Bum Phillips

- 1 – Pick traded to New England along with sixth round pick (160 overall) for T Leon Gray
- 2a – Pick acquired from Kansas City for QB Steve Fuller
- 6 – Pick traded to New England (see 1)
- 7a – Pick acquired from Oakland along with 1981 seventh round pick (193 overall) for DB Jack Tatum
- 7b – Pick traded to N.Y. Jets for WR Rich Caster
- 10 – Pick traded to Seattle along with 1981 seventh round pick (186 overall) for LB Sammy Green

### 1979

Rd.	Pick	Player	Pos.	College
1	23	(Traded to Kansas City)		
2a	31	Mike Stensrud	DE	Iowa State
2b	50	Jesse Baker	DE	Jacksonville State
3a	69	(Traded to Baltimore)		
3b	72	Kenny King	RB	Oklahoma
3c	78	(Traded to Tampa Bay)		
4	104	(Traded to San Diego)		
5	133	(Traded to Tampa Bay)		
6a	143	Daryl Hunt	LB	Oklahoma
6b	159	Mike Murphy	LB	S.W. Missouri
7	171	Tim Ries	DB	S.W. Missouri
8	214	Carter Hartwig	DB	Southern California
9	243	Rich Ellender	WR	McNeese State
10		(Pick used in 1978 supplemental draft)		
11	298	Mike Taylor	T	Georgia Tech
12	324	Wayne Wilson	RB	Shepherd

### Draft Notes

General Manager: Bum Phillips

- 1 – Pick traded to Kansas City for 1979 second round pick (31 overall) and 1980 second round pick (38 overall)
- 2a – Pick acquired in Kansas City trade (see 1)
- 3a – Pick traded to Baltimore for 1979 third round pick (72 overall) and seventh round pick (171 overall)
- 3b – Pick acquired in Baltimore trade (see 3a)
- 3c – Pick traded to Tampa Bay (see 1978, 1a)
- 4 – Pick traded to San Diego for QB Neal Jeffrey
- 5 – Pick traded to Tampa Bay (see 1978, 1a)
- 6a – Pick acquired from Buffalo for T Elbert Drungo
- 7 – Pick acquired in Baltimore trade (see 3a)
- 10 – Pick used on WR Johnnie Dirden (Sam Houston State) in 1978 supplemental draft

## ALL-TIME DRAFT SELECTIONS

### 1978

Rd.	Pick	Player	Pos.	College
1a	1	Earl Campbell	RB	Texas
1b	17	(Traded to Tampa Bay)		
2	44	(Traded to Tampa Bay)		
3	73	Gifford Nielsen	QB	Brigham Young
4	98	Mike Renfro	WR	Texas Christian
5	127	(Traded to Kansas City)		
6	154	Conrad Rucker	TE	Southern
7	183	(Traded to Buffalo)		
8	210	J.C. Wilson	DB	Pittsburgh
9	239	Jim Mol	DE	Morningside
10	266	Steve Young	TE	Wake Forest
11	295	Willie Thicken	WR	Alabama State
12	322	John Schuhmacher	G	Southern California

#### Draft Notes

General Manager: Bum Phillips

- 1a – Pick acquired from Tampa Bay for 1978 first round pick (17 overall) and second round pick (44 overall), 1979 third round pick (78 overall) and fifth round pick (133 overall) and TE Jimmie Giles
- 1b – Pick traded to Tampa Bay (see 1a)
- 5 – Pick traded to Kansas City for WR Otis Taylor
- 7 – Pick traded to Buffalo for DE Jimmy Dean

### 1977

Rd.	Pick	Player	Pos.	College
1	11	Morris Towns	T	Missouri
2	38	George Reihner	G	Penn State
3a	65	(Traded to San Francisco)		
3b	66	Tim Wilson	RB	Maryland
3c	70	Jimmie Giles	TE	Alcorn State
3d	84	Rob Carpenter	RB	Miami (Ohio)
4a	95	(Traded to Kansas City)		
4b	98	Warren Anderson	WR	West Virginia State
5		(Choice forfeited)		
6a	148	Gary Woolford	DB	Florida State
6b	165	David Carter	C	Western Kentucky
7	178	(Traded to New York Giants)		
8a	198	Steve Davis	WR	Georgia
8b	205	Eddie Foster	WR	Houston
9	232	Bill Currier	DB	South Carolina
10	262	Harvey Hull	LB	Mississippi State
11	289	Al Romano	LB	Pittsburgh
12	316	Ove Johansson	K	Abilene Christian

#### Draft Notes

General Manager: Bum Phillips

- 3a – Pick traded to San Francisco along with 1976 first round pick (21 overall) for RB Vic Washington
- 3b – Pick acquired from Green Bay along QB John Hadl and DB Ken Ellis for QB Lynn Dickey
- 3c – Pick acquired from Miami along with fourth round pick (98 overall) for CB Ken Ellis
- 3d – Pick acquired from Oakland for WR Emmett Edwards
- 4a – Pick traded to Kansas City along with 1976 fifth round pick (144 overall) for WR Elmo Wright
- 4b – Pick acquired in Miami trade (see 3c)
- 6b – Pick acquired from New England
- 7 – Pick traded to N.Y. Giants for RB Joe Dawkins
- 8a – Pick acquired from Seattle for WR Steve Largent

### 1976

Rd.	Pick	Player	Pos.	College
1	21	(Traded to San Francisco)		
2	48	Mike Barber	TE	Louisiana Tech
3	79	(Traded to Kansas City)		
4a	113	(Traded to Oakland)		
4b	117	Steve Largent	WR	Tulsa
5	144	(Traded to Kansas City)		
6	173	Todd Simonsen	T	South Dakota State
7a	197	Larry Harris	DT	Oklahoma State

7b	202	(Traded to New England)		
8	229	Bobby Simon	T	Grambling State
9	256	Art Stringer	LB	Ball State
10	284	Steve Kincannon	QB	Humboldt State
11	311	Skip Walker	RB	Texas A&M
12a	324	Larry Bell	T	East Texas State
12b	337	(Traded to San Diego)		
13	368	Dan O'Rourke	WR	Colorado State
14	395	John Reimer	T	Wisconsin
15	422	Bobby Byars	DT	Cheyney
16	452	Claude Johnson	LB	Florida A&M
17	479	Allen Misher	WR	Louisiana State

#### Draft Notes

General Manager: Bum Phillips

- 1 – Pick traded to San Francisco along with 1977 third round pick (65 overall) for RB Vic Washington
- 3 – Pick traded to Kansas City
- 4a – Pick traded to Oakland along with 1975 fifth round pick (115 overall) for S Tommy Maxwell
- 4b – Pick acquired from L.A. Rams
- 5 – Pick traded to Kansas City along with 1977 fourth round pick (95 overall) for WR Elmo Wright
- 7a – Pick acquired from Denver for DB Jeff Severson
- 7b – Pick traded to New England for TE Bob Adams
- 12a – Pick acquired from Cleveland for WR Willie Miller
- 12b – Pick traded to San Diego for WR Jerry LeVias

### 1975

Rd.	Pick	Player	Pos.	College
1a	6	Robert Brazile	LB	Jackson State
1b	15	Don Hardeman	RB	Texas A&M-Kingsville
2	40	Emmett Edwards	WR	Kansas
3	65	(Traded to Atlanta)		
4	90	(Traded to Dallas)		
5	115	(Traded to Oakland)		
6	146	Jesse O'Neal	DE	Grambling State
7a	162	Mike Biehle	T	Miami (Ohio)
7b	171	Mark Cotney	DB	Cameron
8	196	Jerry Lawrence	DT	South Dakota State
9	221	Bob Bruer	TE	Minn St.-Mankato
10	246	Alan Pringle	K	Rice
11	271	John Sawyer	TE	Southern Mississippi
12	302	Willie Miller	WR	Colorado State
13	327	Ricky Scales	WR	Virginia Tech
14	352	Jody Medford	G	Rice
15	377	Jack Holmes	RB	Texas Southern
16	402	Ken Lambert	DB	Virginia Tech
17	427	Ricky Seeker	C	Texas A&M

#### Draft Notes

General Manager: Bum Phillips

- 1a – Pick acquired from Kansas City along with DT Curley Culp for DE John Matuszak
- 3 – Pick traded to Atlanta for LB Buane Benson
- 4 – Pick traded to Dallas for WR Mike Montgomery
- 5 – Pick traded to Oakland along with 1976 fourth round pick (113 overall) for S Tommy Maxwell
- 7a – Pick acquired from Kansas City for RB Bill Thomas

### 1974

Rd.	Pick	Player	Pos.	College
1	1	(Traded to Dallas)		
2	27	(Traded to Buffalo)		
3	53	(Traded to Dallas)		
4	79	Steve Manstedt	LB	Nebraska
5	105	(Traded to Washington)		
6a	131	(Traded to New Orleans)		
6b	154	Booker Brown	G	Southern California
7	157	Leonard Fairley	DB	Alcorn State
8	183	Mike McCoy	DB	Western Kentucky
9	209	(Traded to New England)		

## ALL-TIME DRAFT SELECTIONS

10	235	(Traded to New Orleans)		
11	261	Steve Taylor	C	Auburn
12	287	Ricky Browne	LB	Florida
13	313	Dan Dixon	G	Boise State
14	339	(Traded to Buffalo)		
15	365	Billy Johnson	WR	Widener
16	391	Matthew Williams	RB	N.E. Louisiana
17	417	Bill Hedge	T	N.W. Missouri State

**Draft Notes**

General Manager: Sid Gillman

- 1 – Pick traded to Dallas along with 1974 third round pick (53 overall) for DE Tody Smith and WR Billy Parks
- 2 – Pick traded to Buffalo for LB Al Cowlings
- 3 – Pick traded to Dallas (see 1)
- 5 – Pick traded to Washington for S Alvin Haymond
- 6a – Pick traded to New Orleans along with 10th round pick (235 overall) for RB James Ford
- 6b – Pick acquired from L.A. Rams for DE Bob Crum
- 9 – Pick traded to New England for LB Steve Kiner
- 10 – Pick traded to New Orleans (see 6a)
- 14 – Pick traded to Buffalo for T Levert Carr

**1973**

Rd.	Pick	Player	Pos.	College
1a	1	John Matuszak	DE	Tampa
1b	14	George Amundson	RB	Iowa State
2	27	(Traded to Kansas City)		
3a	53	(Traded to New Orleans)		
3b	61	(Traded to Baltimore)		
4	79	Gregg Bingham	LB	Purdue
5	105	Edesel Garrison	WR	Southern California
6	131	Ron Mayo	TE	Morgan State
7	157	Shelby Jordan	T	Washington (Mo.)
8	183	Joe Blahak	DB	Nebraska
9	209	Mark Williams	K	Rice
10	235	Darrell Vaughn	DT	Northern Colorado
11	261	Larry Eaglin	DB	Stephen F. Austin
12	287	Brad Lyman	WR	UCLA
13	313	Willie Martin	G	N.E. Oklahoma
14	339	Ron Lou	C	Arizona State
15	365	Roger Goree	LB	Baylor
16	391	Tim Dameron	WR	East Carolina
17	417	Randy Braband	LB	Texas

**Draft Notes**

General Manager: Sid Gillman

- 1b – Pick acquired from Atlanta for DT Mike Tilleman
- 2 – Pick traded to Kansas City
- 3a – Pick traded along with 1972 second round pick (31 overall) for DT Mike Tilleman
- 3b – Pick acquired from Denver for QB Charley Johnson; Pick traded to Baltimore for C Bill Curry

**1972**

Rd.	Pick	Player	Pos.	College
1	6	Greg Sampson	DE	Stanford
2	31	(Traded to New Orleans)		
3a	56	Lewis Jolley	RB	North Carolina
3b	75	Solomon Freelon	G	Grambling State
4	84	(Traded to St. Louis)		
5	109	(Traded to Denver)		
6a	134	Joe Bullard	DB	Tulane
6b	136	Elmer Allen	LB	Mississippi
7	162	Eric Hutchinson	DB	Northwestern
8	187	Guy Roberts	LB	Maryland
9	212	Willie Postler	T	Montana
10a	240	Rhett Dawson	WR	Florida State
10b	259	Jimmy Butler	TE	Tulsa
11	264	Ron Evans	T	Baylor
12	290	Willie Rodgers	RB	Jackson State
13	318	Willie Roberts	DB	Houston
14	343	Gary Crockett	C	Lamar

15	368	(Traded to Pittsburgh)		
16	396	Guy Murdock	C	Michigan
17	421	Kelly Cochrane	QB	Miami (Fla.)

**Draft Notes**

General Manager: John Breen

- 2 – Pick traded along with 1973 third round pick (53 overall) for DT Mike Tilleman
- 3b – Pick acquired from Kansas City
- 4 – Pick traded to St. Louis for LB Dave Olerich
- 5 – Pick traded to Denver for Cleo Johnson
- 6b – Pick acquired from Denver
- 15 – Pick traded to Pittsburgh for Worthy McClure

**1971**

Rd.	Pick	Player	Pos.	College
1	3	Dan Pastorini	QB	Santa Clara
2	31	(Traded to New Orleans)		
3	56	Lynn Dickey	QB	Kansas State
4	81	Larron Jackson	T	Missouri
5	109	Willie Armstrong	RB	Grambling State
6	134	Willie Alexander	DB	Alcorn State
7a	159	Phil Croyle	LB	California
7b	174	Larry Watson	T	Morgan State
8	187	(Traded to Denver)		
9	212	Floyd Rice	TE	Alcorn State
10	237	Russ Price	DE	North Carolina Central
11	265	Macon Hughes	WR	Rice
12	290	John Thompson	G	Minnesota
13	315	Joe Hoing	G	Arkansas Tech
14	343	Dick Adams	DB	Miami (Ohio)
15	368	Andy Hopkins	RB	Stephen F. Austin
16	393	Moses Denson	RB	Maryland-E. Shore
17	421	Calvin Fox	LB	Michigan State

**Draft Notes**

General Manager: John Breen

- 2 – Pick traded to New Orleans
- 7b – Pick acquired from New York Giants
- 8 – Pick traded to Denver

**1970**

Rd.	Pick	Player	Pos.	College
1	14	Doug Wilkerson	G	North Carolina Central
2a	31	Leo Brooks	DT	Texas
2b	40	Bill Dusenberry	RB	Johnson Smith
3	66	(Traded to Cleveland)		
4	92	Spike Jones	P	Georgia
5a	110	Ron Saul	G	Michigan State
5b	118	Ed Duley	DT	Northern Arizona
6	144	Benny Johnson	DB	Johnson Smith
7	170	Charles Olson	DB	Concordia College
8	196	Mike McClish	T	Wisconsin
9	222	Charles Blossom	DE	Texas Southern
10	248	Joe Dawkins	RB	Wisconsin
11	274	Robert Morris	C	Duke
12	300	Richard Dawkins	TE	Johnson Smith
13	326	Jess Lewis	LB	Oregon State
14	352	Claire Rasmussen	G	Wisconsin-Oshkosh
15	378	Dave Sharp	T	Stanford
16		No choice		
17	430	Julian Fagan	P	Mississippi

**Draft Notes**

General Manager: (none)

- 2a – Pick acquired from Boston
- 3 – Pick traded to Cleveland
- 5a – Pick acquired from Cincinnati
- 16 – Pick used on underclassman (WR Chris Myers, Kenyon)



## ALL-TIME DRAFT SELECTIONS

### 1969

Rd.	Pick	Player	Pos.	College
1	15	Ron Pritchard	LB	Arizona State
2	40	Jerry LeVias	WR	Southern Methodist
3a	65	Elbert Drungo	T	Tennessee State
3b	78	Rich Johnson	RB	Illinois
4a	93	Charlie Joiner	WR	Grambling
4b	96	Roy Gerela	K	New Mexico State
5	118	Johnny Peacock	S	Houston
6	143	Willie Grate	WR	South Carolina State
7	171	Mike Richardson	RB	Southern Methodist
8	196	Glenn Woods	DT	Prairie View
9	221	Ed Watson	LB	Grambling
10a	249	Joe Pryor	TE	Boston College
10b	256	Bob Naponic	QB	Illinois
11	274	Terry May	DE	Southern Methodist
12	299	George Resley	DT	Texas A&M
13	327	Richard Pickens	RB	Tennessee
14	352	Roy Don Reeves	DB	South Carolina
15	377	John Tyszkiewicz	G	Chattanooga
16	405	Lloyd Wainscott	LB	Texas
17	430	Hank Autry	C	Southern Mississippi

#### Draft Notes

General Manager: Don Klosterman  
 • 3b – Pick acquired from New York Jets  
 • 4b – Pick acquired from San Diego  
 • 10b – Pick acquired from Oakland

### 1968

Rd.	Pick	Player	Pos.	College
1	22	(Traded to Kansas City)		
2	49	Mac Haik	WR	Mississippi
3	77	Elvin Bethea	DE	North Carolina A&T
4	105	Jim Beirne	WR	Purdue
5	133	Bob Longo	TE	Pittsburgh
6	160	(Traded to Cincinnati)		
7	187	Paul Toscano	DB	Wyoming
8	214	(Traded to New York)		
9a	224	Bob Robertson	T	Illinois
9b	240	(Traded to Miami)		
10a	263	Joe Peace	LB	Louisiana Tech
10b	268	Tom Domres	DT	Wisconsin
11	295	Bill Halley	TE	La Verne
12	322	Barry Lischner	RB	Missouri
13	349	Jim Dousay	RB	Louisiana State
14	376	Rich Stotter	LB	Houston
15	403	(Traded to San Diego)		
16	430	Bob Smith	S	Miami (Ohio)
17	457	Billy Aisbrooks	DB	North Carolina Central

#### Draft Notes

General Manager: Don Klosterman  
 • 1 – Pick traded to Kansas City along with QB Jacky Lee and DT Ernie Ladd for QB Pete Beathard  
 • 6 – Pick traded to Cincinnati  
 • 8 – Pick traded to New York Jets  
 • 9a – Pick acquired from Boston  
 • 9b – Pick traded to Miami  
 • 10a – Pick acquired from San Diego  
 • 15 – Pick traded to San Diego

### 1967

Rd.	Pick	Player	Pos.	College
1a	5	George Webster	LB	Michigan State
1b	23	Tom Regner	G	Notre Dame
2a	30	Bob Davis	QB	Virginia
2b	49	Roy Hopkins	RB	Texas Southern
3	56	Larry Carwell	CB	Iowa State
4	86	Carel Stiith	DT	Nebraska
5a	111	Pete Johns	S	Tulane
5b	118	Willie Parker	DT	Arkansas AM&N

5c	127	Zeke Moore	CB	Lincoln
6	136	Pete Barnes	LB	Southern
7	164	Ed Carrington	TE	Virginia
8a	189	Johnny Brunson	RB	Benedict
8b	201	Sharon Washington	WR	N.E. Missouri
9	214	Ken Houston	S	Prairie View
10a	242	Woody Campbell	RB	Northwestern
10b	261	Tim Sheehan	C	Stanford
11	267	Harold Decker	DE	Kalamazoo
12	292	(Traded to Buffalo)		
13	319	(Traded to Buffalo)		
14	345	Henry Hailstock	G	Lincoln
15	370	Marvin McQueen	LB	Mississippi
16	398	Rex Keeling	K	Samford
17	423	Larry Lee	WR	Texas A&M

#### Draft Notes

General Manager: Don Klosterman  
 • 1b – Pick acquired from Dallas along with second round pick (49 overall) and two fifth round picks (118 and 127 overall) for T Ralph Neely  
 • 2b – Pick acquired from Dallas (see 1b)  
 • 5b – Pick acquired from Dallas (see 1b)  
 • 5c – Pick acquired from Dallas (see 1b)  
 • 8b – Pick acquired from Oakland  
 • 10b – Pick acquired from Kansas City for C Wayne Frazier in 1966  
 • 12 – Pick traded to Buffalo  
 • 13 – Pick traded to Buffalo

### 1966 Redshirt Draft

Rd.	Pick	Player	Pos.	College
1		Tom Fisher	LB	Tennessee
2		Tim Van Galder	QB	Iowa State
3		Ralph Dunlop	T	Baylor
4		Bill Davis	QB	Lamar Tech
5		Richard Gover	T	Virginia State
6		John Gary	T	Grambling
7		Clyde Pettaway	T	North Carolina A&T
8		Roger Marshall	QB	Baylor
9		Lee Garner	LB	Mississippi
10		Dan Goich	T	California
11		Charles Arkwright	T	Georgia

#### Draft Notes

General Manager: Don Klosterman

### 1966

Rd.	Pick	Player	Pos.	College
1	5	Tommy Nobis	LB	Texas
2	12	Stan Hindman	G	Mississippi
3	21	George Rice	DT	Louisiana State
4	28	George Allen	T	West Texas State
5	37	Hoyle Granger	FB	Mississippi State
6	45	Dave Long	E	Iowa
7	54	Hartwell Menefee	DB	New Mexico State
8	67	Dan Bland	DB	Mississippi State
9	77	Dick Suffell	DB	S.W. Texas State
10	86	Wilbur Aylor	G	S.W. Texas State
11	95	Monte Ledbetter	E	N.W. Louisiana
12	104	Harry Day	E	Memphis State
13	113	Fred Zimmerman	LB	Toledo
14	122	Butch Lince	T	North Dakota
15	131	Tommy Dillard	T	Austin Peay
16	140	Steve Smith	E	Michigan
17	149	Lyle Loebach	T	Simpson
18	158	Ed Buzzell	QB	Ottawa
19	167	Frank Fuller	T	Drake
20	176	Dave Odegaard	T	Bemidji State

#### Draft Notes

General Manager: Don Klosterman

## ALL-TIME DRAFT SELECTIONS

### 1965 Redshirt Draft

Rd.	Pick	Player	Pos.	College
1		Donny Anderson	HB	Texas Tech
2		Glen Ray Hines	T	Arkansas
3		Mike Shinn	E	Kansas
4		Ollie Cordill	QB	Memphis State
5		Jerry Crumpler	T	Missouri
6		(Pick to Oakland)		
7		Leo Lowery	FB	Texas Tech
8		Len Sears	T	South Carolina
9		Tom Bleick	HB	Georgia Tech
10		George Hafner	QB	McNeese State
11		Bill Anderson	QB	Tulsa
12		Harlan Lane	E	Baylor

#### Draft Notes

General Manager: Carroll Martin

### 1965

Rd.	Pick	Player	Pos.	College
1	2	Lawrence Elkins	E	Baylor
2a	10	Malcolm Walker	C	Rice
2b	15	Ralph Neely	T	Oklahoma
3	18	Ernie Koy	HB	Texas
4	26	Bobby Maples	LB	Baylor
5	34	Frank Molden	T	Jackson State
6	42	Dennis Murphy	T	Florida State
7		(Pick to Kansas City)		
8a	58	Ray Ogden	HB	Alabama
8b	59	Roy Hilton	LB	Jackson State
9	66	George Kinney	DT	Wiley
10	74	Maxie Williams	G	S.E. Louisiana
11		(Pick to Oakland)		
12	90	Bob Reed	G	Tennessee State
13	98	Bob Felts	HB	Florida A&M
14	106	Norman Evans	T	Texas Christian
15	114	Tony Guillory	LB	Lamar Tech
16	122	Junior Coffey	RB	Washington
17	130	Jim Grisham	FB	Oklahoma
18a	138	Russ Mundy	FB	West Texas State
18b	143	Russell Wayt	LB	Rice
19	146	Frank Fox	T	Sam Houston State
20	154	Gus Brezina	G	Houston

#### Draft Notes

General Manager: Carroll Martin

- 2b – Pick acquired from Boston
- 7 – Pick traded to Kansas City
- 8b – Pick acquired from Oakland
- 11 – Pick traded to Oakland

### 1964

Rd.	Pick	Player	Pos.	College
1	6	Scott Appleton	DT	Texas
2a	9	Charley Taylor	HB	Arizona State
2b	14	Billy Truax	E	Louisiana State
3	22	Bobby Crenshaw	G	Baylor
4	30	Ode Burrell	HB	Mississippi State
5a	33	John Varnell	DT	West Texas State
5b	38	Sid Blanks	HB	Texas A&I
6	46	Dave Wilcox	DE	Oregon
7	54	(Traded to Denver)		
8	62	Ezell Seals	HB	Prairie View
9	70	Jerry Burton	HB	N.W. Louisiana
10	78	Sammy Odeom	LB	N.W. Louisiana
11	86	Owen Dejanovich	G	Arizona State
12	94	Benny Nelson	DB	Alabama
13	102	(Traded to Kansas City)		
14	110	Ken Henson	C	Texas Christian
15	118	Pat Crain	FB	Clemson
16	126	Bill Munson	QB	Utah State
17	134	Dick Leeuwenburg	T	Stanford

18	142	Bob Nichols	T	Stanford
19	150	Carl Robinson	T	Prairie View
20	158	Pete Jaquess	DB	Eastern New Mexico
21	166	Jerry Cole	E	S.W. Texas State
22	174	Ed Kessler	FB	North Carolina
23	182	Jim Whitehead	T	Georgia
24	190	John Garrett	LB	Oklahoma
25	198	Dick Bowe	T	Rice
26	206	Alex Zenko	T	Kent State

#### Draft Notes

General Manager: Carroll Martin

- 2a, 5a – Picks acquired from Denver
- 7 – Pick traded to Denver
- 13 – Pick traded to Kansas City

### 1963

Rd.	Pick	Player	Pos.	College
1	6	Danny Brabham	LB	Arkansas
2	15	Don Estes	T	Louisiana State
3	22	Jerry Cook	HB	Texas
4a	25	Lee Roy Caffey	LB	Texas A&M
4b	31	Jerry Hopkins	C	Texas A&M
5a	33	Homer Jones	RB	Texas Southern
5b	38	Don Chuy	T	Clemson
6	47	Lionel Aldridge	DE	Utah State
7	54	Johnny Baker	LB	Mississippi State
8	63	Jim Burson	HB	Auburn
9	70	Ed Burke	T	Notre Dame
10	78	(Traded to Denver)		
11a	84	Tom Brown	G	Pittsburgh
11b	86	(Traded to Boston)		
12	95	(Traded to Oakland)		
13	102	(Traded to Oakland)		
14	111	Don Trull	QB	Baylor
15	118	No choice		
16	127	Rex Benson	T	Miami
17	134	Jerry Griffin	E	Louisiana Tech
18	143	Paul Lea	HB	Oklahoma
19	150	Bob Hoover	HB	Florida
20	159	Wayne Lee	C	Oklahoma
21	166	Staley Faulkner	T	Texas
22	175	Sam Byer	LB	Texas A&M
23	182	Gene Raesz	E	Rice
24	191	Bob Burton	T	Grambling
25	198	Gary Kaltenbach	T	Pittsburgh
26	207	Dave Thiesen	HB	Nebraska
27	214	Al Hildebrand	T	Stanford
28	223	Tim Stein	C	Miami (Ohio)
29	230	Oliver Ross	T	West Texas State

#### Draft Notes

General Manager: Frank "Pop" Ivy

- 4a, 5a – Picks acquired from Oakland
- 10 – Pick traded to Denver
- 11a – Pick acquired from Buffalo
- 11b – Pick traded to Boston
- 12, 13 – Picks traded to Oakland
- 15 – Pick used on underclassman (HB Joe Don Looney, Oklahoma)

### 1962

Rd.	Pick	Player	Pos.	College
1	7	Ray Jacobs	DT	Howard Payne
2	15	Earl Gros	FB	Louisiana State
3	23	Pete Case	T	Georgia
4a	30	Gary Cutsinger	DE	Oklahoma State
4b	31	(Traded to San Diego)		
5	39	Bill Rice	E	Alabama
6	47	Ray Pinion	G	Texas Christian
7	55	Gus Gonzales	G	Tulane
8	63	Clyde Brock	DT	Utah State
9	71	Larry Onesti	LB	Northwestern

## ALL-TIME DRAFT SELECTIONS

10	79	Bob Moses	E	Texas
11	87	John Thomas	G	McMurry
12	95	Jack Collins	HB	Texas
13	103	Royce Cassell	E	New Mexico State
14	111	Glynn Griffing	QB	Mississippi
15	119	Ken Shaffer	T	Marquette
16	127	Bill Ray Adams	FB	Mississippi
17	135	Bill Miller	DT	N.M. Highlands
18	143	Art Perkins	HB	North Texas State
19	151	Bobby Jancik	DB	Lamar Tech
20	159	Joe Bob Isbell	G	Houston
21	167	Roland Jackson	FB	Rice
22	175	Ken Bolin	HB	Houston
23	183	Bill Van Buren	C	Iowa
24	191	Boyd Melvin	T	Northwestern
25	199	Bob Johnson	T	Rice
26	207	Harold Hays	G	Mississippi Southern
27	215	Roger McFarland	HB	Kansas
28	223	Gary Henson	E	Colorado
29	231	Ron Osborne	T	Clemson
30	239	Bob Clemens	HB	Pittsburgh
31	247	Al Kimbrough	HB	Northwestern
32	255	Bernard Wyatt	HB	Iowa
33	263	Al Lerderle	E	Georgia Tech
34	271	Don Talbert	T	Texas

**Draft Notes**

General Manager: Don Suman

- 4a – Pick acquired from Boston
- 4b – Pick traded to San Diego

**1961**

Rd.	Pick	Player	Pos.	College
1	8	Mike Ditka	E	Pittsburgh
2	16	Tom Goode	C	Mississippi State
3	24	Walter Suggs	T	Mississippi State
4	32	Bobby Walden	HB	Georgia
5	40	Monte Lee	LB	Texas
6	48	Jake Gibbs	QB	Mississippi
7	56	Dick Reynolds	T	North Carolina State
8	64	Houston Antwine	G	Southern Illinois
9	72	Ralph White	T	Bowling Green
10	80	Charles Lee	C	Iowa
11	88	Robert Bird	G	Bowling Green
12	96	Bob McLeod	E	Abilene Christian
13	104	Gerald Hinton	G	Louisiana Tech
14	112	Jimmy King	T	Clemson
15	120	Dennis Ferriter	C	Marquette
16	128	Larry Wood	HB	Northwestern
17	136	Sam Fewell	T	South Carolina
18	144	Ike Grimsley	HB	Michigan State
19	152	Myron Pearson	HB	Colorado
20	160	Lewis Johnson	HB	Florida A&M
21	168	Ron Miller	QB	Wisconsin
22	176	Bob Kelly	E	New Mexico State
23	184	James Anderson	FB	Mississippi
24	192	Ken Gregory	E	Whittier
25	200	Jack Kreider	HB	Tulsa
26	208	Don Fuell	QB	Mississippi Southern
27	216	Boyd King	C	Rice
28	224	John Frongillo	C	Baylor
29a	229	Tom Lewis	E	Lake Forest
29b	232	Errol Linden	DE	Houston
30	240	Jim Stroud	T	Rice

**Draft Notes**

General Manager: Don Suman

- 29a – Pick acquired from N.Y. Titans

**1960****First Selections**

Player	Pos.	College
Peter Arena	G	Northwestern
Dick Bass	HB	Pacific West
William Bohler	T	St. Ambrose
Larry Cadwell	T	Louisville
Billy Cannon	HB	Louisiana State
Doug Cline	LB	Clemson
DeJustice Coleman	HB	Illinois
Bob Crandall	HB	New Mexico
Cleatus Drinnon	C	Hardin-Simmons
John Gremer	G	Illinois
George Herring	T	North Texas State
Don Hitt	C	Oklahoma State
Steve Johnson	QB	Pepperdine
John Lands	E	Montana
Jacky Lee	QB	Cincinnati
Bruce Maher	HB	Detroit
Don Mattson	T	Southern California
Mike McGee	G	Duke
Hugh McInnis	E	Mississippi State
Max Messner	T	Cincinnati
George Mulholland	E	New Mexico State
Gary O'Steen	HB	Alabama
Gene Prebola	E	Boston University
Palmer Pyle	T	Michigan State
William Roach	T	Texas Christian
Christian Simms	E	Rutgers
Phillip Snowden	QB	Missouri
Don Underwood	T	McNeese State
Duane Whetstone	FB	George Washington
Bob White	FB	Ohio State
Maury Youmans	T	Syracuse

**Second Selections**

Player	Pos.	College
Clair Branch	RB	Texas
Dave Chamberlain	HB	Miami (Ohio)
Stan Fanning	DE	Idaho
Don Cochran	T	Alabama
Jim Glasgow	T	Jackson State
Dave Graham	E	Virginia
Bob Haas	HB	Missouri
Lowell Hughes	QB	Kent State
Dale Johannson	T	Augustana
Jim Marshall	DT	Ohio State
Ron Morrison	T	New Mexico
Jerry Muennink	C	Texas
Paul Oglesby	T	UCLA
John Peppercorn	E	Kansas
Bob Peterson	C	Oregon
Bob Talamini	G	Kentucky
Bob Towns	E	Georgia
Bob Wasden	E	Auburn
Jim Welch	HB	Southern Methodist
Jim Wolff	HB	Panhandle A&M

**Draft Notes**

General Manager: (none)

**ALL-TIME TITANS/OILERS PICKS BY UNIVERSITY (1960-PRESENT)**

<b>School</b>	<b>Picks</b>	<b>School</b>	<b>Picks</b>	<b>School</b>	<b>Picks</b>	<b>School</b>	<b>Picks</b>
Texas	20	Southern Mississippi	6	Mississippi Southern	2	La Verne	1
Auburn	15	Tulane	6	Nicholls State	2	Lake Forest	1
Oklahoma	15	Utah State	6	North Carolina A&T	2	Liberty	1
Alabama	14	Fresno State	5	North Dakota State	2	Marshall	1
Baylor	14	Iowa State	5	North Texas State	2	Maryland-Eastern Shore	1
Louisiana State	14	Jackson State	5	Northern Arizona	2	Massachusetts	1
Penn State	14	Louisiana Tech	5	Southwest Missouri	2	McMurry	1
Michigan State	13	Minnesota	5	Samford	2	Minnesota State-Mankato	1
Mississippi	13	New Mexico State	5	South Carolina State	2	Minnesota-Duluth	1
Rice	13	Texas Tech	5	South Dakota State	2	Morningside	1
Georgia	12	Washington State	5	Southern	2	North Dakota	1
Houston	12	Arizona State	4	Texas A&M-Kingsville	2	Northeast Louisiana	1
Mississippi State	12	Boston College	4	Toledo	2	Northeast Missouri	1
Southern California	12	Brigham Young	4	Troy State	2	Northeast Oklahoma	1
Tennessee	12	Cincinnati	4	Texas-El Paso	2	Northern Colorado	1
Texas A&M	12	Colorado	4	Wake Forest	2	Northern Iowa	1
Miami (Fla.)	11	Colorado State	4	Wyoming	2	Northwest Missouri State	1
Northwestern	11	Lamar	4	Air Force	1	New Mexico Highlands	1
Clemson	10	Prairie View	4	Akron	1	Nevada	1
Florida State	10	Syracuse	4	Alabama-Birmingham	1	Oregon State	1
Illinois	10	Tennessee State	4	Angelo State	1	Ottawa	1
Pittsburgh	10	Texas Southern	4	Appalachian State	1	Pacific West	1
Purdue	10	Tulsa	4	Arkansas AM&N	1	Panhandle A&M	1
Stanford	10	Virginia	4	Arkansas Tech	1	Pepperdine	1
Wisconsin	10	Virginia Tech	4	Augustana	1	Portland State	1
Florida	9	Western Kentucky	4	Austin Peay	1	Richmond	1
Michigan	9	East Carolina	3	Bemidji State	1	Sam Houston State	1
Missouri	9	Florida A&M	3	Benedict	1	Santa Clara	1
Notre Dame	9	Johnson Smith	3	Bishop	1	Shepherd	1
Texas Christian	9	McNeese State	3	Boise State	1	Simpson	1
West Virginia	9	Montana	3	Boston University	1	Southeast Louisiana	1
Arizona	8	Morgan State	3	Brown	1	Southeast Missouri State	1
California	8	New Mexico	3	Cal State-Chico	1	Southern Illinois	1
Grambling State	8	North Carolina Central	3	California, Pa.	1	Southern Utah	1
Iowa	8	Northern Illinois	3	Cameron	1	St. Ambrose	1
Miami (Ohio)	8	Northwestern State (La.)	3	Central Arkansas	1	Tampa	1
Nebraska	8	Rutgers	3	Central Florida	1	Temple	1
Ohio State	8	Southwest Texas State	3	Charlotte	1	Tennessee-Martin	1
UCLA	8	Stephen F. Austin	3	Cheyney	1	Texas A&I	1
Utah	8	West Texas State	3	Concordia College (Minn.)	1	Vanderbilt	1
Kentucky	7	Abilene Christian	2	Connecticut	1	Villanova	1
North Carolina State	7	Alabama State	2	Detroit	1	Virginia State	1
Oklahoma State	7	Ball State	2	Drake	1	Washburn	1
Oregon	7	Bowling Green	2	East Texas State	1	Washington (Mo.)	1
Washington	7	California-Davis	2	Eastern Michigan	1	West Texas State	1
Alcorn State	6	Chattanooga	2	Eastern New Mexico	1	West Virginia State	1
Arkansas	6	Duke	2	Eastern Washington	1	West Virginia Tech	1
Georgia Tech	6	Humboldt State	2	Florida Atlantic	1	Western Michigan	1
Hawaii	6	Indiana	2	Florida International	1	Whittier	1
Kansas	6	Kansas State	2	George Washington	1	Widener	1
Louisville	6	Kent State	2	Hardin-Simmons	1	Wiley	1
Maryland	6	Lincoln	2	Howard Payne	1	William & Mary	1
North Carolina	6	Marquette	2	Idaho	1	Winston-Salem State	1
South Carolina	6	Memphis State	2	Jacksonville State	1	Wisconsin-Oshkosh	1
Southern Methodist	6	Middle Tennessee State	2	Kalamazoo	1	Wisconsin-Stout	1

## TITANS TRADE HISTORY SINCE 1997

### 2023 TRADES

Trade Date/Teams	Compensation	Overall	Player Selected	Note
<b>1. April 28, 2023 (Draft Day Trade)</b>				
Tennessee Receives:	Draft Choice:	Round 2, 2023	#33 QB Will Levis	Pick originally from Houston
	Draft Choice:	Round 3, 2023	#81 RB Tyjae Spears	Pick originally from Detroit
Arizona Receives:	Draft Choice:	Round 2, 2023	#41 OLB B.J. Ojulari	
	Draft Choice:	Round 3, 2023	#72 DB Garrett Williams	
	Draft Choice:	Round 3, 2024		

### 2022 TRADES

Trade Date/Teams	Compensation	Overall	Player Selected	Note
<b>1. March 23, 2022</b>				
Tennessee Receives:	Player:		WR Robert Woods	
L.A. Rams Receive:	Draft Choice:	Round 6, 2023	#189 OLB Ochaun Mathis	
<b>2. April 28, 2022 (Draft Day Trade)</b>				
Tennessee Receives:	Draft Choice:	Round 1, 2022	#18 WR Treyton Burks	Pick originally from New Orleans
	Draft Choice:	Round 3, 2022	#101 TE Jeremy Ruckert	Pick originally a New Orleans compensatory selection; traded to NY Jets
Philadelphia Receives:	Player:		WR A.J. Brown	
<b>3. April 28, 2022 (Draft Day Trade)</b>				
Tennessee Receives:	Draft Choice:	Round 2, 2022	#35 CB Roger McCreary	
	Draft Choice:	Round 3, 2022	#69 OL Nicholas Petit-Frere	
	Draft Choice:	Round 5, 2022	#163 WR Kyle Phillips	Pick originally from Pittsburgh
N.Y. Jets Receive:	Draft Choice:	Round 1, 2022	#26 OLB Jermaine Johnson	
	Draft Choice:	Round 3, 2022	#101 TE Jeremy Ruckert	Pick originally a New Orleans compensatory selection
<b>4. April 29, 2022 (Draft Day Trade)</b>				
Tennessee Receives:	Draft Choice:	Round 3, 2022	#86 QB Malik Willis	
Las Vegas Receives:	Draft Choice:	Round 3, 2022	#90 G Dylan Parham	
	Draft Choice:	Round 5, 2022	#169 RB Ty Chandler	Pick traded to Minnesota
<b>5. Aug. 17, 2022</b>				
Tennessee Receives:	Player:		S Tyree Gillespie	
Las Vegas Receives:	Draft Choice:	Round 7, 2024	Conditional draft choice	
<b>6. Aug. 24, 2022</b>				
Tennessee Receives:	Player:		DB Ugo Amadi	
	Draft Choice:	Round 7, 2024		
Philadelphia Receives:	Draft Choice:	Round 6, 2024		
<b>7. Aug. 29, 2022</b>				
Tennessee Receives:	Player:		OL Dennis Daley	
	Draft Choice:	Round 7, 2024		
Carolina Receives:	Draft Choice:	Round 5, 2024		

### 2021 TRADES

Trade Date/Teams	Compensation	Overall	Player Selected	Note
<b>1. March 17, 2021</b>				
Tennessee Receives:	Draft Choice:	Round 7, 2021	#232 DT Phil Hoskins	Pick originally from Atlanta; traded to Carolina
Miami Receives:	Player:	T Isaiah Wilson		
	Draft Choice:	Round 7, 2022	#247 QB Skylar Thompson	
<b>2. April 30, 2021 (Draft Day Trade)</b>				
Tennessee Receives:	Draft Choice:	Round 3, 2021	#92 ILB Monty Rice	
	Draft Choice:	Round 4, 2021	#135 OLB Rashad Weaver	
Green Bay Receives:	Draft Choice:	Round 3, 2021	#85 WR Amari Rodgers	
<b>3. May 1, 2021 (Draft Day Trade)</b>				
Tennessee Receives:	Draft Choice:	Round 4, 2021	#109 WR Dez Fitzpatrick	Pick originally from Houston
Carolina Receives:	Draft Choice:	Round 4, 2021	#126 RB Chuba Hubbard	
	Draft Choice:	Round 5, 2021	#166 DB Keith Taylor	
	Draft Choice:	Round 7, 2021	#232 DT Phil Hoskins	Pick originally from Atlanta through Miami

## TITANS TRADE HISTORY SINCE 1997

### 4. June 6, 2021

Tennessee Receives:	Player:	WR Julio Jones			
	Draft Choice:	Round 6, 2023	#186	OL Jaelyn Duncan	
Atlanta Receives:	Draft Choice:	Round 2, 2022	#58	LB Troy Andersen	
	Draft Choice:	Round 4, 2023	#110	DT Adetomiwa Adebawore Pick traded to Indianapolis	

### 2020 TRADES

Trade Date/Teams	Compensation	Overall	Player Selected	Note	
<b>1. March 19, 2020</b>					
Tennessee Receives:	Draft Choice:	Round 7, 2020	#237	CB Thakarius Keyes	Pick originally from New England; traded to Kansas City
Denver Receives:	Player:	DT Jurrell Casey			
<b>2. April 25, 2020 (Draft Day Trade)</b>					
Tennessee Receives:	Draft Choice:	Round 6, 2021	#215	S Brady Breeze	Pick originally from New England through Denver
Kansas City Receives:	Draft Choice:	Round 7, 2020	#237	CB Thakarius Keyes	
<b>3. Oct. 14, 2020</b>					
Tennessee Receives:	Draft Choice:	Round 6, 2021	#185	LB Nick Niemann	Pick traded to L.A. Chargers
Jacksonville Receives:	Draft Choice:	Round 7, 2021	#249	WR Ben Skowronek	Pick traded to L.A. Rams
	Player:	OLB Kamalei Correa			
<b>4. Nov. 2, 2020</b>					
Tennessee Receives:	Player:	CB Desmond King II			
L.A. Chargers Receive:	Draft Choice:	Round 6, 2021	#185	LB Nick Niemann	Pick originally from Jacksonville

### 2019 TRADES

Trade Date/Teams	Compensation	Overall	Player Selected	Note	
<b>1. March 15, 2019</b>					
Tennessee Receives:	Player:	QB Ryan Tannehill			
	Draft Choice:	Round 6, 2019	#188	LB David Long	
Miami Receives:	Draft Choice:	Round 7, 2019	#233	RB Chandler Cox	
	Draft Choice:	Round 4, 2020	#135	G Kevin Dotson	Pick traded to Pittsburgh
<b>2. April 27, 2019 (Draft Day Trade)</b>					
Tennessee Receives:	Draft Choice:	Round 4, 2019	#116	DB Amani Hooker	Pick originally from Miami through New Orleans
	Draft Choice:	Round 5, 2019	#168	OLB D'Andre Walker	
N.Y. Jets Receive:	Draft Choice:	Round 4, 2019	#121	TE Trevon Wesco	Pick originally from New Orleans
	Draft Choice:	Round 5, 2019	#157	LB Blake Cashman	
<b>3. August 29, 2019</b>					
Tennessee Receives:	Player:	OLB Reggie Gilbert			
Green Bay Receives:	Draft Choice:	Round 6, 2020	#208	C Jake Hanson	
<b>4. August 31, 2019</b>					
Tennessee Receives:	Draft Choice:	Round 7, 2020	#224	QB Cole McDonald	
Cleveland Receives:	Player:	WR Taywan Taylor			

### 2018 TRADES

Trade Date/Teams	Compensation	Overall	Player Selected	Note	
<b>1. April 26, 2018 (Draft Day Trade)</b>					
Tennessee Receives:	Draft Choice:	Round 1, 2018	#22	LB Rashaan Evans	Pick originally from Kansas City through Buffalo
	Draft Choice:	Round 6, 2018	#215	C Bradley Bozeman	
Baltimore Receives:	Draft Choice:	Round 1, 2018	#25	TE Hayden Hurst	Pick traded to Philadelphia
	Draft Choice:	Round 4, 2018	#125	DB Avonte Maddox	
<b>2. April 27, 2018 (Draft Day Trade)</b>					
Tennessee Receives:	Draft Choice:	Round 2, 2018	#41	OLB Harold Landry	Pick traded to L.A. Rams
Oakland Receives:	Draft Choice:	Round 2, 2018	#57	DT P.J. Hall	
	Draft Choice:	Round 3, 2018	#89	T Joseph Noteboom	
<b>3. April 28, 2018 (Draft Day Trade)</b>					
Tennessee Receives:	Draft Choice:	Round 5, 2018	#152	DB Dane Cruikshank	Pick originally from Baltimore
Baltimore Receives:	Draft Choice:	Round 5, 2018	#162	WR Jordan Lasley	
	Draft Choice:	Round 6, 2018	#215	C Bradley Bozeman	

## TITANS TRADE HISTORY SINCE 1997

### 4. August 28, 2018

Tennessee Receives: Player: OLB Kamalei Correa  
 Baltimore Receives: Draft Choice: Round 6, 2019 DB Marcus Epps Pick traded to Minnesota

### 2017 TRADES

Trade Date/Teams	Compensation	Overall	Player Selected	Note
<b>1. April 28, 2017 (Draft Day Trade)</b>				
Tennessee Receives:	Draft Choice:	Round 3, 2017	#72 WR Taywan Taylor	Pick originally from Carolina
	Draft Choice:	Round 6, 2017	#200 T Adam Bisnowaty	Pick traded to N.Y. Giants; originally from Indianapolis
New England Receives:	Draft Choice:	Round 3, 2017	#83 DE Derek Rivers	
	Draft Choice:	Round 4, 2017	#124 LB Jalen Reeves-Maybin	Pick traded to Detroit
<b>2. April 29, 2017 (Draft Day Trade)</b>				
Tennessee Receives:	Draft Choice:	Round 5, 2017	#155 LB Jayon Brown	
Philadelphia Receives:	Draft Choice:	Round 5, 2017	#164 G Isaac Asiata	Pick traded to Miami
	Draft Choice:	Round 6, 2017	#214 DT Elijah Qualls	Pick originally from Atlanta
<b>3. April 29, 2017 (Draft Day Trade)</b>				
Tennessee Receives:	Draft Choice:	Round 6, 2017	#207 DB Brandon Wilson	Pick traded to Cincinnati
	Draft Choice:	Round 7, 2017	#241 RB Khalfani Muhammad	
N.Y. Giants Receive:	Draft Choice:	Round 6, 2017	#200 T Adam Bisnowaty	Pick originally from Indianapolis through New England
<b>4. April 29, 2017 (Draft Day Trade)</b>				
Tennessee Receives:	Draft Choice:	Round 6, 2017	#217 OL Corey Levin	Compensatory pick
	Draft Choice:	Round 7, 2017	#227 OLB Josh Carraway	
Cincinnati Receives:	Draft Choice:	Round 6, 2017	#207 DB Brandon Wilson	Pick originally from N.Y. Giants
<b>5. Sept. 1, 2017</b>				
Tennessee Receives:	Player:	DE David King		
Kansas City Receives:	Draft Choice:	Round 7, 2018	#243 DB Keion Crossen	Conditional draft choice; traded to New England

### 2016 TRADES

Trade Date/Teams	Compensation	Overall	Player Selected	Note
<b>1. March 9, 2016</b>				
Tennessee Receives:	Player:	RB DeMarco Murray		
	Draft Choice:	Round 4, 2016	#113 LB Nick Kwiatkoski	Pick traded from Tennessee to Los Angeles to
Philadelphia Receives:	Draft Choice:	Round 4, 2016	#100 QB Connor Cook	Pick traded from Philadelphia to Cleveland to Oakland Chicago
<b>2. April 14, 2016</b>				
Tennessee Receives:	Draft Choice:	Round 1, 2016	#15 WR Corey Coleman	Pick traded from Tennessee to Cleveland
	Draft Choice:	Round 2, 2016	#43 DL Austin Johnson	Pick originally from Philadelphia
	Draft Choice:	Round 2, 2016	#45 RB Derrick Henry	
	Draft Choice:	Round 3, 2016	#76 T Shon Coleman	Pick traded from Tennessee to Cleveland
	Draft Choice:	Round 1, 2017	#5 WR Corey Davis	
	Draft Choice:	Round 3, 2017	#100 TE Jonnu Smith	Compensatory pick
Los Angeles Receives:	Draft Choice:	Round 1, 2016	#1 QB Jared Goff	
	Draft Choice:	Round 4, 2016	#113 LB Nick Kwiatkoski	Pick originally from Philadelphia; traded from Los Angeles to Chicago
	Draft Choice:	Round 6, 2016	#177 TE Temarrick Hemingway	
<b>3. April 28, 2016 (Draft Day Trade)</b>				
Tennessee Receives:	Draft Choice:	Round 1, 2016	#8 T Jack Conklin	Pick originally from Miami through Philadelphia
	Draft Choice:	Round 6, 2016	#176 RB Andy Janovich	Pick traded from Tennessee to Denver
Cleveland Receives:	Draft Choice:	Round 1, 2016	#15 WR Corey Coleman	Pick originally from Los Angeles
	Draft Choice:	Round 3, 2016	#76 T Shon Coleman	Pick originally from Los Angeles
	Draft Choice:	Round 2, 2017	#52 QB DeShone Kizer	
<b>4. April 30, 2016 (Draft Day Trade)</b>				
Tennessee Receives:	Draft Choice:	Round 5, 2016	#157 CB LeShaun Sims	Pick originally from N.Y. Jets
	Draft Choice:	Round 7, 2016	#253 CB Kalan Reed	
Denver Receives:	Draft Choice:	Round 6, 2016	#176 RB Andy Janovich	Pick originally from Cleveland
	Draft Choice:	Round 6, 2017	#203 RB De'Angelo Henderson	

## TITANS TRADE HISTORY SINCE 1997

### 5. Aug. 16, 2016

Tennessee Receives:	Player:	G/T Dennis Kelly
Philadelphia Receives:	Player:	WR Dorial Green-Beckham

### 2015 TRADES

Trade Date/Teams	Compensation	Overall	Player Selected	Note
<b>1. May 1, 2015 (Draft Day Trade)</b>				
Tennessee Receives:	Draft Choice:	Round 2, 2015	#40	WR Dorial Green-Beckham
	Draft Choice:	Round 4, 2015	#108	FB Jalston Fowler
	Draft Choice:	Round 7, 2015	#245	WR Tre McBride
New York Giants Receive:	Draft Choice:	Round 2, 2015	#33	S Landon Collins
				Pick originally from Denver
<b>2. Sept. 4, 2015</b>				
Tennessee Receives:	Draft Choice:	Round 6, 2016	#193	G Sebastian Tretola
	Draft Choice:	Round 6, 2017	#214	DT Elijah Qualls
Atlanta Receives:	Player:	G Andy Levitre		Pick traded to Philadelphia
<b>3. Sept. 6, 2015</b>				
Tennessee Receives:	Player:	RB Terrance West		
Cleveland Receives:	Draft Choice:	Conditional 2016 Pick	(none)	Conditions not met for Cleveland to receive pick

### 2014 TRADES

Trade Date/Teams	Compensation	Overall	Player Selected	Note
<b>1. May 9, 2014 (Draft Day Trade)</b>				
Tennessee Receives:	Draft Choice:	Round 2, 2014	#54	RB Bishop Sankey
	Draft Choice:	Round 4, 2014	#122	DB Marqueston Huff
Philadelphia Receives:	Draft Choice:	Round 2, 2014	#42	WR Jordan Matthews
<b>2. May 10, 2014 (Draft Day Trade)</b>				
Tennessee Receives:	Draft Choice:	Round 6, 2014	#178	QB Zach Mettenberger
Washington Receives:	Draft Choice:	Round 6, 2014	#186	RB Lache Seastrunk
	Draft Choice:	Round 7, 2014	#228	K Zach Hocker
<b>3. Aug. 30, 2014</b>				
Tennessee Receives:	Draft Choice:	Conditional 2015 Pick	(none)	Conditions not met for Tennessee to receive pick
Dallas Receives:	Player:	DE Lavar Edwards		
<b>4. Oct. 22, 2014</b>				
Tennessee Receives:	Draft Choice:	Round 6, 2015	#208	C Andy Gallik
New England Receives:	Player:	LB Akeem Ayers		
	Draft Choice:	Round 7, 2015	#219	ILB Hayes Pullard
				Pick by Cleveland after trade from New England

### 2013 TRADES

Trade Date/Teams	Compensation	Overall	Player Selected	Note
<b>1. April 26, 2013 (Draft Day Trade)</b>				
Tennessee Receives:	Draft Choice:	Round 2, 2013	#34	WR Justin Hunter
San Francisco Receives:	Draft Choice:	Round 2, 2013	#40	DE Cornelius Carradine
	Draft Choice:	Round 7, 2013	#216	WR Charles Johnson
	Draft Choice:	Round 3, 2014	#77	LB Chris Borland
				Pick by Green Bay after trade from SF

### 2012 TRADES

Trade Date/Teams	Compensation	Overall	Player Selected	Note
<b>1. April 28, 2012 (Draft Day Trade)</b>				
Tennessee Receives:	Draft Choice:	Round 5, 2012	#145	TE Taylor Thompson
Miami Receives:	Draft Choice:	Round 5, 2012	#155	LB Josh Kaddu
	Draft Choice:	Round 7, 2012	#227	WR Rishard Matthews
<b>2. April 28, 2012 (Draft Day Trade)</b>				
Tennessee Receives:	Draft Choice:	Round 7, 2012	#211	DE Scott Solomon
Minnesota Receives:	Draft Choice:	Round 6, 2013	#176	T David Quessenberry
				Pick by Houston after trade from MIN to AZ to OAK to HOU



## TITANS TRADE HISTORY SINCE 1997

### 2011 TRADES

Trade Date/Teams	Compensation	Overall	Player Selected	Note
<b>1. Sept. 3, 2011</b>				
Tennessee Receives:	Player:		FB Quinn Johnson	
Green Bay Receives:	Draft Choice:		Conditional 2012 Pick (none)	Conditions not met for Green Bay to receive pick

### 2010 TRADES

Trade Date/Teams	Compensation	Overall	Player Selected	Note
<b>1. April 24, 2010 (Draft Day Trade)</b>				
Tennessee Receives:	Draft Choice:	Round 4, 2010	#104 CB Alterraun Verner	
	Draft Choice:	Round 6, 2010	#176 QB Rusty Smith	
Seattle Receives:	Draft Choice:	Round 4, 2010	#111 DB Walter Thurmond	
	Draft Choice:	Round 6, 2010	#185 TE Anthony McCoy	
	Player:		RB LenDale White	
	Player:		DT Kevin Vickerson	

### 2009 TRADES

Trade Date/Teams	Compensation	Overall	Player Selected	Note
<b>1. April 26, 2009 (Draft Day)</b>				
Tennessee Receives:	Draft Choice:	Round 3, 2009	#89 TE Jared Cook	
New England Receives:	Draft Choice:	Round 2, 2010	#47 LB Daryl Washington	Pick later traded to Arizona

### 2008 TRADES

Trade Date/Teams	Compensation	Overall	Player Selected	Note
<b>1. April 26, 2008 (Draft Day)</b>				
Tennessee Receives:	Draft Choice:	Round 4, 2008	#126 WR Lavelle Hawkins	
Dallas Receives:	Player:		CB Pacman Jones	
	Draft Choice:	Round 5, 2009	#166 DB Michael Hamlin	
<b>2. April 27, 2008 (Draft Day)</b>				
Tennessee Receives:	Draft Choice:	Round 4, 2008	#103 DE William Hayes	Pick originally from Atlanta
Washington Receives:	Draft Choices:	Round 4, 2008	#124 CB Justin Tryon	
	Draft Choice:	Round 5, 2008	#157 G Roy Schuening	Pick later traded to St. Louis

### 2007 TRADES

Trade Date/Teams	Compensation	Overall	Player Selected	Note
<b>1. Sept. 11, 2007</b>				
Tennessee Receives:	Player:		DE Bryce Fisher	
Seattle Receives:	Draft Choice:	Round 6, 2008	#189 LS Tyler Schmitt	

### 2006 TRADES

Trade Date/Teams	Compensation	Overall	Player Selected	Note
<b>1. April 29, 2006 (Draft Day)</b>				
Tennessee Receives:	Draft Choice:	Round 2, 2006	#45 RB LenDale White	
	Draft Choice:	Round 4, 2006	#116 LB Stephen Tulloch	
Philadelphia Receives:	Draft Choice:	Round 2, 2006	#39 T Winston Justice	
<b>2. April 30, 2006 (Draft Day)</b>				
Tennessee Receives:	Draft Choice:	Round 6, 2007	#206 CB Ryan Smith	
Indianapolis Receives:	Draft Choice:	Round 7, 2006	#238 CB T.J. Rushing	Pick originally obtained from Ind. for Rocky Calmus
<b>3. June 9, 2006</b>				
Tennessee Receives:	Draft Choice:	Round 4, 2007	#128 WR Chris Davis	
Baltimore Receives:	Player:		QB Steve McNair	
<b>4. Sept. 20, 2006</b>				
Tennessee Receives:	Draft Choice:	Round 6, 2007	#204 DE Jacob Ford	
San Diego Receives:	Player:		QB Billy Volek	

## TITANS TRADE HISTORY SINCE 1997

### 2005 TRADES

Trade Date/Teams	Compensation	Overall	Player Selected	Note
<b>1. April 6, 2005</b>				
Tennessee Receives:	Draft Choice:	Round 5, 2005	#150	T Daniel Loper
Kansas City Receives:	Player:	DE Carlos Hall		
<b>2. April 23, 2005 (Draft Day)</b>				
Tennessee Receives:	Draft Choice:	Round 2, 2005	#41	T Michael Roos
	Draft Choice:	Round 4, 2005	#113	T David Stewart
Detroit Receives:	Draft Choice:	Round 2, 2005	#37	DE Shaun Cody
<b>3. July 19, 2005</b>				
Tennessee Receives:	Player:	RB Travis Henry		
Buffalo Receives:	Draft Choice:	Round 3, 2006	#70	CB Ashton Youboty
<b>4. Sept. 3, 2005</b>				
Tennessee Receives:	Draft Choice:	Round 7, 2006	#238	CB T.J. Rushing
Indianapolis Receives:	Player:	LB Rocky Calmus		Pick traded back to Ind. on April 30, 2006

### 2004 TRADES

Trade Date/Teams	Compensation	Overall	Player Selected	Note
<b>1. March 8, 2004</b>				
Tennessee Receives:	Draft Choice:	Round 2, 2004	#42	DE Travis LaBoy
New York Jets Receive:	Player:	WR Justin McCareins		
<b>2. April 24, 2004 (Draft Day)</b>				
Tennessee Receives:	Draft Choice:	Round 2, 2004	#40	TE Ben Troupe
	Draft Choice:	Round 3, 2004	#71	DT Randy Starks
	Draft Choice:	Round 4, 2004	#103	DE Bo Schobel
	Draft Choice:	Round 5, 2004	#138	G Jacob Bell
Houston Receives:	Draft Choice:	Round 1, 2004	#27	DE Jason Babin
	Draft Choice:	Round 5, 2004	#159	T Sean Bubin
				Pick later traded to Jacksonville

### 2003 TRADES

Trade Date/Teams	Compensation	Overall	Player Selected	Note
<b>1. April 27, 2003 (Draft Day)</b>				
Tennessee Receives:	Draft Choice:	Round 5, 2003	#154	S Donnie Nickey
	Draft Choice:	Round 7, 2003	#225	T Todd Williams
New England Receives:	Draft Choice:	Round 5, 2003	#164	C Dan Koppen
	Draft Choice:	Round 6, 2003	#201	QB Kliff Kingsbury
	Draft Choice:	Round 7, 2003	#243	DT Ethan Kelley
				Pick originally from Houston
				Pick originally from St. Louis

### 2002 TRADES

Trade Date/Teams	Compensation	Overall	Player Selected	Note
<b>1. April 20, 2002 (Draft Day)</b>				
Tennessee Receives:	Draft Choice:	Round 1, 2002	#15	DT Albert Haynesworth
	Draft Choice:	Round 4, 2002	#115	CB Tony Beckham
N.Y. Giants Receive:	Draft Choice:	Round 1, 2002	#14	TE Jeremy Shockey

### 2001 TRADES

Trade Date/Teams	Compensation	Overall	Player Selected	Note
<b>1. April 4, 2001</b>				
Tennessee Receives:	Player:	DE Kevin Carter		
St. Louis Receives:	Draft Choice:	Round 1, 2001	#29	DT Ryan Pickett
<b>2. Sept. 2, 2001</b>				
Tennessee Receives:	Draft Choice:	Round 7, 2002	#240	DE Carlos Hall
Green Bay Receives:	Player:	DT Rod Walker		

## TITANS TRADE HISTORY SINCE 1997

### 3. Sept. 2, 2001

Tennessee Receives:	Draft Choice:	Conditional Future Pick	(none)	Conditions not met for Tennessee to receive pick
Carolina Receives:	Player:	S Perry Phenix		

### 2000 TRADES

Trade Date/Teams	Compensation	Overall	Player Selected	Note
<b>1. April 15, 2000 (Draft Day)</b>				
Tennessee Receives:	Draft Choice:	Round 3, 2000	#68	TE Erron Kinney
	Draft Choice:	Round 5, 2000	#135	S Aric Morris
Philadelphia Receives:	Draft Choice:	Round 2, 2000	#61	G Bobby Williams
<b>2. Aug. 27, 2000</b>				
Tennessee Receives:	Player:	C Gennaro DiNapoli		
Oakland Receives:	Draft Choice:	Round 7, 2001	#229	WR Ken-Yon Rambo

### 1999 TRADES

Trade Date/Teams	Compensation	Overall	Player Selected	Note
<b>1. April 17, 1999 (Draft Day)</b>				
Tennessee Receives:	Draft Choice:	Round 2, 1999	#52	DT John Thornton
	Draft Choice:	Round 4, 1999	#117	CB Donald Mitchell
New England Receives:	Draft Choice:	Round 2, 1999	#46	RB Kevin Faulk

### 1998 TRADES

Trade Date/Teams	Compensation	Overall	Player Selected	Note
<b>1. Sept. 1, 1998</b>				
Tennessee Receives:	Draft Choice:	Round 7, 2000	#213	RB Mike Green
Chicago Receives:	Player:	LB Lemanski Hall		

### 1997 TRADES

Trade Date/Teams	Compensation	Overall	Player Selected	Note
<b>1. Feb. 24, 1997</b>				
Tennessee Receives:	Draft Choice:	Round 4, 1997	#98	WR Derrick Mason
	Draft Choice:	Round 6, 1997	#165	TE Nicky Savoie
Atlanta Receives:	Player:	QB Chris Chandler		Pick later traded to New Orleans
<b>2. April 19, 1997 (Draft Day)</b>				
Tennessee Receives:	Draft Choice:	Round 1, 1997	#18	DE Kenny Holmes
	Draft Choice:	Round 3, 1997	#81	T Scott Sanderson
	Draft Choice:	Round 4, 1997	#116	WR Keith Poole
	Draft Choice:	Round 6, 1997	#181	LB Dennis Stallings
Kansas City Receives:	Draft Choice:	Round 1, 1997	#13	TE Tony Gonzalez
	Draft Choice:	Round 4, 1997	#110	QB Pat Barnes
<b>3. April 20, 1997 (Draft Day)</b>				
Tennessee Receives:	Draft Choice:	Round 4, 1997	#107	DE Pratt Lyons
New Orleans Receives:	Draft Choice:	Round 4, 1997	#116	WR Keith Poole
	Draft Choice:	Round 6, 1997	#165	TE Nicky Savoie
				Pick originally from Kansas City
				Pick originally from Atlanta



Denico Autry was signed as an unrestricted free agent in 2021.

## VETERAN FREE AGENCY HISTORY

### 2023

#### Free Agents Signed

ILB Azeez Al-Shaair (San Francisco)  
 OL Daniel Brunskill (San Francisco)  
 OL Andre Dillard (Philadelphia)  
 LB Luke Gifford (Dallas)  
 WR DeAndre Hopkins (Arizona)  
 DT Jaleel Johnson (Atlanta)  
 OLB Arden Key (Jacksonville)  
 WR Chris Moore (Houston)  
 CB Sean Murphy-Bunting (Tampa Bay)  
 LB Ben Niemann (Arizona)  
 TE Trevon Wesco (Chicago)

#### Free Agents Lost

OLB Tarell Basham (Cincinnati)  
 T Le'Raven Clark (Pittsburgh)  
 ILB Dylan Cole (Chicago)  
 WR Chris Conley (San Francisco)  
 T Dennis Daley (Arizona)  
 G Nate Davis (Chicago)  
 QB Joshua Dobbs (Cleveland)  
 DE Mario Edwards Jr. (Seattle)  
 TE Austin Hooper (Las Vegas)  
 DB Lonnie Johnson Jr. (New Orleans)  
 ILB David Long Jr. (Miami)  
 DT Kevin Strong (Arizona)  
 DE DeMarcus Walker (Chicago)

### 2022

#### Players Signed (7)

RB Trenton Cannon (San Francisco)  
 TE Austin Hooper (Cleveland)  
 OL Jamarco Jones (Seattle)  
 LB Justin Lawler (L.A. Rams)  
 WR Josh Malone (Green Bay)  
 DB A.J. Moore (Houston)  
 DL DeMarcus Walker (Houston)

#### Players Lost (11)

WR Cameron Batson (Atlanta)  
 FB Khari Blasingame (Chicago)  
 ILB Jayon Brown (Las Vegas)  
 S Dane Cruikshank (Chicago)  
 ILB Rashaan Evans (Atlanta)  
 TE Anthony Firkser (Atlanta)  
 RB D'Onta Foreman (Carolina)

WR Marcus Johnson (San Francisco)  
 RB Jeremy McNichols (Atlanta)  
 DT Kyle Peko (Las Vegas)  
 OL David Quessenberry (Buffalo)

### 2021

#### Players Signed (22)

OLB Ola Adeniyi (Pittsburgh)  
 DL Denico Autry (Indianapolis)  
 LB B.J. Bello (L.A. Chargers)  
 WR Fred Brown (Denver)  
 DT Trevon Coley (N.Y. Jets)  
 LS Morgan Cox (Baltimore)  
 T Christian DiLauro (Pittsburgh)  
 OLB Bud Dupree (Pittsburgh)  
 S Matthias Farley (N.Y. Jets)  
 DT Woodrow Hamilton IV (Carolina)  
 DT Bruce Hector (Carolina)  
 RB Brian Hill (Atlanta)  
 CB Jackrabbit Jenkins (New Orleans)  
 CB Kevin Johnson (Cleveland)  
 DT Abry Jones (Jacksonville)  
 CB Chris Jones (Minnesota)  
 T Kendall Lamm (Cleveland)  
 WR Kalija Lipscomb (Green Bay)  
 CB Greg Mabin (Jacksonville)  
 LB Justin March (Dallas)  
 CB Kevin Peterson (Arizona)  
 WR Josh Reynolds (L.A. Rams)

#### Players Lost (12)

OLB Jadeveon Clowney (Cleveland)  
 WR Corey Davis (N.Y. Jets)  
 DE Matt Dickerson (Las Vegas)  
 G/C Jamil Douglas (Buffalo)  
 DT DaQuan Jones (Carolina)  
 DB Joshua Kalu (N.Y. Giants)  
 CB Desmond King (Houston)  
 CB Chris Milton (N.Y. Giants)  
 TE MyCole Pruitt (San Francisco)  
 WR Kalif Raymond (Detroit)  
 TE Jonnu Smith (New England)  
 CB Tye Smith (Minnesota)

### 2020

#### Players Signed (7)

OLB Vic Beasley, Jr. (Atlanta)

DB Ibraheim Campbell (Green Bay)  
 DL Jack Crawford (Atlanta)  
 LB Nick Dzubnar (L.A. Chargers)  
 CB Johnathan Joseph (Houston)  
 RB Seniorise Perry (Buffalo)  
 T Ty Sambrailo (Atlanta)

#### Players Lost (6)

T Jack Conklin (Cleveland)  
 WR Darius Jennings (L.A. Chargers)  
 DL Austin Johnson (N.Y. Giants)  
 QB Marcus Mariota (Las Vegas)  
 WR Tajaé Sharpe (Minnesota)  
 CB LeShaun Sims (Cincinnati)

### 2019

#### Players Signed (7)

DL Frank Herron (New England)  
 TE Ryan Hewitt (Indianapolis)  
 WR Cody Hollister (New England)  
 WR Adam Humphries (Tampa Bay)  
 G Rodger Saffold (L.A. Rams)  
 DL Brent Urban (Baltimore)  
 OLB Cameron Wake (Miami)

#### Players Lost (2)

TE Luke Stocker (Atlanta)  
 G Quinton Spain (Buffalo)

### 2018

#### Players Signed (10)

CB Malcolm Butler (New England)  
 WR Michael Campanaro (Baltimore)  
 LB Will Compton (Washington)  
 QB Blaine Gabbert (Arizona)  
 RB Dion Lewis (New England)  
 S Kendrick Lewis (Baltimore)  
 DL Bennie Logan (Kansas City)  
 G Kevin Pamphile (Tampa Bay)  
 OL Xavier Su'a-Filo (Houston)  
 WR Nick Williams (Atlanta)

#### Players Lost (3)

DB Curtis Riley (N.Y. Giants)  
 QB Brandon Weeden (Houston)  
 LB Avery Williamson (N.Y. Jets)

## VETERAN FREE AGENCY HISTORY

### 2017

#### Players Signed (8)

LB Daren Bates (Oakland)  
S Johnathan Cyprien (Jacksonville)  
CB Demontre Hurst (Chicago)  
OL Tim Lelito (New Orleans)  
CB Logan Ryan (New England)  
S Brynden Trawick (Oakland)  
KR/WR Eric Weems (Atlanta)  
NT Sylvester Williams (Denver)

#### Players Lost (9)

LB David Bass (Seattle)  
T/G Byron Bell (Dallas)  
CB Valentino Blake (N.Y. Giants)  
TE Anthony Fasano (Miami)  
C/G Brian Schwenke (Indianapolis)  
LB Sean Spence (Indianapolis)  
S Daimion Stafford (Pittsburgh)  
G Chance Warmack (Philadelphia)  
WR Kendall Wright (Chicago)

### 2016

#### Players Signed (7)

CB Brice McCain (Miami)  
C Ben Jones (Houston)  
QB Matt Cassel (Dallas)  
WR Rishard Matthews (Miami)  
LB Sean Spence (Pittsburgh)  
CB Antwon Blake (Pittsburgh)  
S Rashad Johnson (Arizona)

#### Players Lost (5)

LB Zach Brown (Buffalo)  
FB Steven Johnson (Pittsburgh)  
OL Joe Looney (Dallas)  
DT Mike Martin (Philadelphia)  
CB Coty Sensabaugh (Los Angeles)

### 2015

#### Players Signed (7)

T Byron Bell (Carolina)  
CB Perrish Cox (San Francisco)  
WR Harry Douglas (Atlanta)  
TE Anthony Fasano (Kansas City)  
WR Hakeem Nicks (Indianapolis)  
OLB Brian Orakpo (Washington)  
S Da'Norris Searcy (Buffalo)

#### Players Lost (3)

CB Brandon Ghee (Cincinnati)  
FB Collin Mooney (Atlanta)  
WR Nate Washington (Houston)

### 2014

#### Players Signed (8)

RB Dexter McCluster (Kansas City)  
DL Al Woods (Pittsburgh)  
QB Charlie Whitehurst (San Diego)  
LB Wesley Woodyard (Denver)  
T Michael Oher (Baltimore)  
LB Shaun Phillips (Denver)  
G/C Eric Olsen (Pittsburgh)  
WR Brian Robiskie (Atlanta)

#### Players Lost (4)

CB Alterraun Verner (Tampa Bay)  
WR Damian Williams (Miami)  
WR Kenny Britt (St. Louis)  
QB Rusty Smith (N.Y. Giants)

### 2013

#### Players Signed (14)

S George Wilson (Buffalo)  
LB Moise Fokou (Indianapolis)  
RB Shonn Greene (N.Y. Jets)  
DT Sammie Hill (Detroit)  
G Andy Levitre (Buffalo)  
TE Delanie Walker (San Francisco)  
G/C Rob Turner (St. Louis)  
QB Ryan Fitzpatrick (Buffalo)  
S Bernard Pollard (Baltimore)  
DE Ropati Pitoitua (Kansas City)  
WR Kevin Walter (Houston)  
C/G Chris Spencer (Chicago)  
RB Jalen Parmele (Jacksonville)  
DT Antonio Johnson (Indianapolis)

#### Players Lost (5)

TE Jared Cook (St. Louis)  
LB Zac Diles (Kansas City)  
G Leroy Harris (Detroit)  
DT Sen'Derrick Marks (Jacksonville)  
DE Jarius Wynn (San Diego)

### 2012

#### Players Signed (7)

G Steve Hutchinson (Minnesota)  
DE Kamerion Wimbley (Oakland)  
DE Leger Douzable (Jacksonville)  
LB Zac Diles (Indianapolis)  
G Kyle DeVan (Philadelphia)  
C Jon Cooper (Minnesota)  
S Aaron Francisco (Detroit)

#### Players Lost (6)

WR Donnie Avery (Indianapolis)  
CB Cortland Finnegan (St. Louis)  
S Chris Hope (Atlanta)  
DE William Hayes (St. Louis)  
DE Jason Jones (Seattle)  
LB Barrett Ruud (Seattle)

### 2011

#### Players Signed (11)

QB Matt Hasselbeck (Seattle)  
DT Shaun Smith (Kansas City)  
TE Daniel Graham (Denver)  
LB Barrett Ruud (Tampa Bay)  
CB Frank Walker (Minnesota)  
S Jordan Babineaux (Seattle)  
T Pat McQuistan (Miami)  
S Anthony Smith (Green Bay)  
T Adam Terry (Jacksonville)  
RB Kestahn Moore (Washington)  
WR Kevin Curtis (Kansas City)

#### Players Lost (4)

DE Jason Babin (Philadelphia)  
QB Kerry Collins (Indianapolis)  
LB Stephen Tulloch (Detroit)  
TE Bo Scaife (Cincinnati)

### 2010

#### Players Signed (6)

LB Will Witherspoon (Philadelphia)  
P/K Ricky Schmitt (San Francisco)  
DE Jason Babin (Philadelphia)  
CB Tye Hill (Atlanta)  
QB Chris Simms (Denver)  
TE Sean Ryan (Washington)

#### Players Lost (2)

DE Kyle Vanden Bosch (Detroit)  
TE Alge Crumpler (New England)

### 2009

#### Players Signed (5)

CB DeMarcus Faggins (Houston)  
DT Jovan Haye (Tampa Bay)  
WR Mark Jones (Carolina)  
QB Patrick Ramsey (Denver)  
WR Nate Washington (Pittsburgh)

#### Players Lost (6)

CB Chris Carr (Baltimore)  
DT Albert Haynesworth (Washington)  
WR Brandon Jones (San Francisco)  
CB Eric King (Detroit)  
T Daniel Loper (Detroit)  
QB Chris Simms (Denver)

### 2008

#### Players Signed (7)

TE Dwayne Blakley (Atlanta)  
CB Chris Carr (RFA-Oakland)  
TE Alge Crumpler (Atlanta)  
DE Jevon Kearse (Philadelphia)  
WR Justin McCareins (N.Y. Jets)  
OT Jake Scott (Indianapolis)  
LB Josh Stamer (Buffalo)

#### Players Lost (8)

G Jacob Bell (St. Louis)  
RB Chris Brown (Houston)  
LB Gilbert Gardner (Detroit)  
TE Ben Hartsock (Atlanta)  
DE Travis LaBoy (Arizona)  
DE Antwan Odom (Cincinnati)  
DT Randy Starks (Miami)  
TE Ben Troupe (Tampa Bay)

### 2007

#### Players Signed (6)

LB Ryan Fowler (RFA-Dallas)  
WR Justin Gage (Chicago)  
CB Nick Harper (Indianapolis)  
CB Kelly Herndon (Seattle)  
QB Tim Rattay (Tampa Bay)  
S Bryan Scott (New Orleans)

#### Players Lost (3)

WR Drew Bennett (St. Louis)  
DT Robaire Smith (Cleveland)  
WR Bobby Wade (Minnesota)

### 2006

#### Players Signed (4)

WR David Givens (New England)  
S Chris Hope (Pittsburgh)  
C Kevin Mawae (N.Y. Jets)  
LB David Thornton (Indianapolis)

#### Players Lost (4)

LB Rocky Boiman (Dallas)  
C Justin Hartwig (Carolina)  
LB Brad Kassell (N.Y. Jets)  
S Tank Williams (Minnesota)

### 2005

#### Players Signed (1)

DE Kyle Vanden Bosch (Arizona)

## VETERAN FREE AGENCY HISTORY

### **Players Lost (4)**

RB Antowain Smith (New Orleans)  
WR Eddie Berlin (Chicago)  
CB Andre Dyson (Seattle)  
TE Shad Meier (New Orleans)

### **2004**

#### **Players Signed (0)**

#### **Players Lost (2)**

DE Jevon Kearse (Philadelphia)  
DT Robaire Smith (Houston)

### **2003**

#### **Players Signed (0)**

#### **Players Lost (5)**

WR Kevin Dyson (Carolina)  
DT John Thornton (Cincinnati)  
CB Dainon Sidney (Buffalo)  
CB Donald Mitchell (Dallas)  
S Rich Coady (Indianapolis)

### **2002**

#### **Players Signed (4)**

S Lance Schulters (San Francisco)  
FB Greg Comella (N.Y. Giants)  
C Jeff Smith (Jacksonville)  
RB Robert Holcombe (St. Louis)

#### **Players Lost (4)**

DT Jason Fisk (San Diego)  
DT Josh Evans (N.Y. Jets)  
LB Greg Favors (Indianapolis)  
C Kevin Long (Jacksonville)

### **2001**

#### **Players Signed (2)**

K Joe Nedney (Carolina)  
CB DeRon Jenkins (San Diego)

#### **Players Lost (2)**

DE Kenny Holmes (N.Y. Giants)  
CB Denard Walker (Denver)

### **2000**

#### **Players Signed (2)**

LB Randall Godfrey (Dallas)  
T Fred Miller (St. Louis)

#### **Players Lost (5)**

LB Joe Bowden (Dallas)  
LB Doug Colman (Oakland)  
S Anthony Dorsett (Oakland)  
TE Jackie Harris (Dallas)  
T Jon Runyan (Philadelphia)

### **1999**

#### **Players Signed (5)**

DT Jason Fisk (Minnesota)  
DT Mike Jones (New England)  
FB Lorenzo Neal (Tampa Bay)  
QB Neil O'Donnell (Cincinnati)  
DE Mike Frederick (Jets)

#### **Players Lost (3)**

DE Anthony Cook (Washington)  
C Mark Stepnoksi (Dallas)  
DT Gary Walker (Jacksonville)

### **1998**

#### **Players Signed (3)**

TE Jackie Harris (Tampa Bay)  
P Craig Hentrich (Green Bay)  
WR Yancey Thigpen (Pittsburgh)

#### **Players Lost (1)**

G Kevin Donnalley (Miami)

### **1997**

#### **Players Signed (2)**

QB Dave Krieg (Chicago)  
LB Lonnie Marts (Tampa Bay)

#### **Players Lost (2)**

LB Michael Barrow (Carolina)  
CB Cris Dishman (Washington)

### **1996**

#### **Players Signed (4)**

WR Willie Davis (Kansas City)  
RB Ronnie Harmon (San Diego)  
S Rafael Robinson (Seattle)  
P Reggie Roby (Tampa Bay)

#### **Players Lost (1)**

LB Eddie Robinson (Jacksonville)

### **1995**

#### **Players Signed (5)**

QB Chris Chandler (Rams)  
KR Mel Gray (Detroit)  
C Mark Stepnoksi (Dallas)  
T Irv Eatman (Atlanta)  
WR Derek Russell (Denver)

#### **Players Lost (5)**

LB Lamar Lathon (Carolina)  
S Bo Orlando (San Diego)  
DE Tim Roberts (New England)  
G Bill Schultz (Denver)  
RB Lorenzo White (Cleveland)

### **1994**

#### **Players Signed (5)**

TE Pat Carter (Rams)  
P Rich Camarillo (Arizona)  
QB Sean Salisbury (Minnesota)  
DE Kenny Davidson (Pittsburgh)  
RB Todd McNair (Kansas City)

#### **Players Lost (3)**

DE William Fuller (Philadelphia)  
DE Sean Jones (Green Bay)  
P Greg Montgomery (Detroit)

### **1993**

#### **Players Signed (2)**

WR Willie Drewrey (Tampa Bay)  
LB Robert Lyles (Atlanta)

#### **Players Lost (3)**

LB Rick Graf (Washington)  
CB Jerry Gray (Tampa Bay)  
T Don Maggs (Denver)

### **1992**

#### *Plan B*

#### **Players Signed (3)**

CB Jerry Gray (Los Angeles)  
WR Jeff Query (Green Bay)

RB Spencer Tillman (San Francisco)

#### **Players Lost (4)**

LB Eric Fairs (Buffalo)  
WR Drew Hill (Atlanta)  
WR Alex Johnson (New England)  
WR Tony Jones (Atlanta)

### **1991**

#### *Plan B*

#### **Players Signed (7)**

DE Robert Banks (Cleveland)  
S Eric Bergeson (Atlanta)  
LB Rick Graf (Miami)  
S John Hagy (Buffalo)  
WR Richard Johnson (Detroit)  
WR Cedric Jones (New England)  
RB Kerry Porter (Denver)

#### **Players Lost (4)**

CB Steve Brown (San Francisco)  
RB Victor Jones (New England)  
S Brett Tucker (Buffalo)  
K Tony Zendejas (Los Angeles)

### **1990**

#### *Plan B*

#### **Players Signed (8)**

S David Arnold (Pittsburgh)  
WR Bernard Ford (Dallas)  
WR Carl Harry (Washington)  
DE Ezra Johnson (Indianapolis)  
S Terry Kinard (Giants)  
S Leander Knight (Jets)  
WR Geral McNeil (Cleveland)  
G Tommy Robinson (Atlanta)

#### **Players Lost (7)**

S Jeff Donaldson (Chiefs)  
S Tracey Eaton (Arizona)  
FB Tracy Johnson (Atlanta)  
TE Bob Mrosko (Giants)  
DE Anthony Spears (Dallas)  
TE Chris Verhulst (Denver)  
C/G George Yarno (Green Bay)

### **1989**

#### *Plan B*

#### **Players Signed (7)**

FB Carl Byrum (Buffalo)  
DE Mark Garalczyk (Jets)  
WR Kenny Jackson (Philadelphia)  
TE Calvin Magee (Tampa Bay)  
LB Matt Monger (Jets)  
DE/TE Colin Scotts (Arizona)  
C/G George Yarno (Atlanta)

#### **Players Lost (13)**

DE Robert Banks (Cleveland)  
S Keith Bostic (Indianapolis)  
LB Toby Caston (Detroit)  
LB Kurt Crain (Green Bay)  
T John Davis (Buffalo)  
WR Willie Drewrey (Tampa Bay)  
LB Mark Dusbabek (Minnesota)  
QB Brent Pease (Miami)  
RB Spencer Tillman (San Francisco)  
T David Viaene (New England)  
FB Ray Wallace (Pittsburgh)  
T Doug Williams (Seattle)  
TE Jamie Williams (San Francisco)

## ALL-TIME COACHES ROSTER

Andrus, Bart.....	1997-99, 2008	Helton, Kim.....	1987-89	Purnell, Russ.....	1995-98
April, Bobby.....	2016	Henley, Chandler.....	2018-20	Ragone, Dave.....	2011-13
# Armstrong, Neill.....	1962-63	Henning, Dan.....	1972	Rapp, Vic.....	1983
Aukerman, Craig.....	2017-22	Henshaw, George.....	1997-05, 2013	Reese, Floyd.....	1986-89
Baggett, Charlie.....	1993-94	* Hill, King.....	1971-80	* Rhome, Jerry.....	1995-96
Baugh, Sammy.....	1964-65	Hoffman, Steve.....	2013-17	Rice, George.....	1975-76
Beatty, Bruce.....	1973	Houghtaling, Jason.....	2021-22	Roberts, Al.....	1984-85
Beightol, Larry.....	1995	Houston, Ken.....	1982-85	Robertson, Marcus.....	2007-11
Bell, Brian.....	2018-22	# Horton, Ray.....	2014-15	Robinson, Wayne.....	1966-67
Bettis, Tom.....	1986-87, '93-94	Huff, Gary.....	1986	* Robiskie, Terry.....	2016-17
# Biles, Ed.....	1974-80, '81-83	Hughes, Ed.....	1971	Rocker, Tracy.....	2011-13
Blackburn, Chase.....	2022	Ivy, Frank "Pop".....	1962-63	Rouse, Tyler.....	2022
Blaney, Brandon.....	2016-17	Jackson, Frisman.....	2017	# Ryan, Buddy.....	1993
Boghosian, Sam.....	1974-75	Jackson, Milt.....	1986-88	Rymkus, Lou.....	1960-61, '65
Booker, Scott.....	2018-22	Jackson, Steve.....	2016-17	Saban, Nick.....	1988-89
Bostad, Bob.....	2014-15	James, Ned.....	2002-05	* Schlinkman, Walt.....	1960-63, 1965-71, 1976
Bourgeois, Andy.....	1973-83	* Jamieson, Dick.....	1986-87	# Schwartz, Jim.....	1999-08, 2021-22
# Bowen, Shane.....	2018-22	Jefferson, Shawn.....	2013-15	Selcer, Dick.....	1981-82
Bratkowski, Bob.....	2016-16	Johnson, Craig.....	2000-10	Sherman, Ray.....	1988-89, 2005-06
Breaux, Don.....	1972	Jones, June.....	1987-88	* Shipp, Ken.....	1977-78
Brown, Greg.....	1997-98	Jones, Ronnie.....	1993	Shively, Doug.....	1986-89
Brown, Steve.....	2012-15	Kaczor, Nate.....	2012-15	* Shofner, Jim.....	1981-82
Bugel, Joe.....	1977-80	Kanavy, Tom.....	2017-18	# Sidwell, Steve.....	1995-96
Burke, Matt.....	2006-08	Kelly, Tim.....	2022	Simmons, Warren.....	1996
Bush, Frank.....	1992-94, 2011-12	King, Bobby.....	2022	Simpson, Jackie.....	1972
Butler, Kylan.....	2022	Kuhr, Zak.....	2020-22	Skipper, Jim.....	2011-12
Byner, Earnest.....	2008-09	* LaFleur, Matt.....	2018	* Smith, Arthur.....	2011-20
Callahan, Ray.....	1981-82	# LeBeau, Dick.....	2015-17	Smith, Giff.....	2014-15
Campbell, Hugh.....	1984-85	Lemm, Wally.....	1960-61, '66-70	Smith, Jerry.....	1972
Carpenter, Lew.....	1973-74	Lemmerman, Bruce.....	1984-85	Smith, Richard.....	1988-92
Carter, Keith.....	2018-22	* Loggains, Dowell.....	2008-13	Smith, Sherman.....	1995-07
# Cecil, Chuck.....	2001-10	London, Charles.....	2011	Spanos, Lou.....	2014-17
Childress, Joe.....	1966-70	Lowry, Alan.....	1996-12	Speedie, Mac.....	1960-61
Cioffi, Louie.....	2014-15	Madro, Joe.....	1972-74	Spencer, Joe.....	1961-65
* Chow, Norm.....	2005-07	Matthews, Bruce.....	2011-13	Stanley, Jim.....	1990-94
Conkright, W.F. "Red".....	1963-64	Matthews, Cannon.....	2014-15	Staub, Ralph.....	1982-83
Coombs, Kerry.....	2018-19	Maxie, Brett.....	2012-13	Steber, John.....	1964
* Coury, Dick.....	1994-96	McCalmon, Miller.....	1986-87	* Steckel, Les.....	1995-99
Croom, Sylvester.....	2013-17	McCullough, Ken.....	1976	Steckel, Luke.....	2014-22
Crow, Ryan.....	2018-22	McFadin, "Bud" Lewis.....	1966-70	Stewart, Rayna.....	2009-10
Cunningham, Gunther.....	2001-03	McGinnis, Dave.....	2004-11	Streicher, John.....	2018-22
* Dalton, O. Kay.....	1983-84	McKenzie, Tyrone.....	2018-19	# Studley, Chuck.....	1983
Devlin, John.....	1984-85	McMillan, Clinton.....	2022	Sullivan, Mike.....	2014-22
Devore, Hugh.....	1966-70	McNulty, John.....	2014-15	Taylor, Hugh "Bones".....	1964-65
Dews, Tony.....	2018-22	* Michael, Jason.....	2014-17	Thomas, Pat.....	1990-92
Dickson, George.....	1971	Midget, Anthony.....	2020-22	Townsend, Deshea.....	2016-17
* Downing, Todd.....	2019-22	Millard, Keith.....	2012-13	Tucker, Jason.....	2015-16
Dry, F.A.....	1966-70	Miller, Burnie.....	1971-73	Udeze, Kenechi.....	2021
Durden, Earnel.....	1973	Moore, Rob.....	2018-22	Valero, Art.....	2011
Eason, Nick.....	2014-17	\$ Mularkey, Mike.....	2014-17	Vinklarek, Ronnie.....	2000
# Eddy, Jim.....	1990-92	\$ Munchak, Mike.....	1995-13	\$ Vrabel, Mike.....	2018-21
Edwards, Matt.....	2018-21	# Nolan, Dick.....	1981	# Wallner, Fred.....	1960-61
Ettinger, John.....	1964	Norris, Rex.....	1995-98	Walsh, Bill.....	1983-86
* Faragalli, Joe.....	1985	Novak, Frank.....	1989-94	Walters, Steve.....	1999-05
# \$ Fisher, Jeff.....	1994-10	O'Hara, Pat.....	2018-22	Washburn, Jim.....	1999-10
Frazier, Erik.....	2021-22	Padilla, Bob.....	1984-85	Watterson, Steve.....	1988-17
Fuller, Curtis.....	2011	* Palmer, Chris.....	1990-92, 2011-12	Wessman, Richie.....	2009-10
Gaines, Gene.....	1984-85	Pardee, Jack.....	1990-94	\$ Whisenhunt, Ken.....	2014-15
Galat, Joe.....	1981	Parlavecchio, Chet.....	2011-13	# Williams, Gregg.....	1993-00, 2013
Galbraith, Marty.....	2005-10	Patullo, Kevin.....	2014	Williams, Terrell.....	2018-22
Gambold, Bob.....	1978-82	Peccatiello, Larry.....	1972-75	Willis, Keith.....	2016-17
Gannon, Jonathan.....	2012-13	# Pees, Dean.....	2018-19	Withers, Everett.....	2001-06
Gee, Mondray.....	2019-21	Pees, Matt.....	2018-19	Woolley, Joe.....	1973-75
Gilbert, O'Neill.....	1997-99	Pendergast, Clancy.....	1995	Young, Bob.....	1990-94
* Gilbride, Kevin.....	1989-94	Perry, Rod.....	1995-96	Young, John Paul.....	1978-80
Gillman, Sid.....	1973-74	Peterson, Bill.....	1972-73	Yowarsky, Walt.....	1971
# Glanville, Jerry.....	1984-89	Petitbon, Richie.....	1974-77	Zernhelt, John.....	2006-12
Graves, Fred.....	2007-10	# Phillips, O.A. "Bum".....	1974-80	Zwahlen, Ernie.....	1971
# Gray, Jerry.....	1997-00, 2011-13	Phillips, Wade.....	1976-80		
Grimm, Russ.....	2016-17	Piraino, Frank.....	2019-22		
Haslett, Jim.....	2020-21	Pitts, Elijah.....	1981-83		
Hauck, Tim.....	2009-10	Polsfoot, Fran.....	1968-71, 75-76		
* Heimerdinger, Mike.....	2000-04, '08-10	Porter, Taylor.....	2017-18		

\* Indicates offensive coordinator during tenure

# Indicates defensive coordinator during tenure

\$ Indicates head coach during tenure

## ALL-TIME HEAD COACHES SUMMARY

COACH	YEARS	WON	LOST	TIED	PCT.	PTS.	ALLOWED
Lou Rymkus*	1960-61	12	7	1	.625	546	414
Wally Lemm	1961, 1966-70	38	40	4	.487	1,785	1,702
Frank "Pop" Ivy	1962-63	17	12	0	.586	706	662
Sammy Baugh	1964	4	10	0	.285	310	355
Hugh "Bones" Taylor	1965	4	10	0	.285	298	429
Ed Hughes	1971	4	9	1	.321	251	330
Bill Peterson**	1972-73	1	18	0	.052	241	553
Sid Gillman	1973-74	8	15	0	.347	358	556
O.A. "Bum" Phillips	1975-80	59	38	0	.608	1,857	1,741
Ed Biles***	1981-83	8	23	0	.258	526	774
Chuck Studley	1983	2	8	0	.200	179	286
Hugh Campbell****	1984-85	8	22	0	.266	487	787
Jerry Glanville	1985-89	35	35	0	.500	1,535	1,637
Jack Pardee#	1990-94	44	35	0	.556	1,771	1,418
Jeff Fisher	1994-2010	147	126	0	.538	5,872	5,719
Mike Munchak	2011-13	22	26	0	.458	1,017	1,069
Ken Whisenhunt##	2014-15	3	20	0	.130	379	597
Mike Mularkey	2015-17	21	22	0	.488	925	1,054
Mike Vrabel	2018-22	50	37	0	.575	2,021	1,885
<b>TOTALS</b>	<b>1960-2022</b>	<b>487</b>	<b>513</b>	<b>6</b>	<b>.487</b>	<b>21,064</b>	<b>21,968</b>

(includes postseason)

\* Released after five games in 1961

\*\* Released after five games in 1973

\*\*\* Resigned after six games in 1983

\*\*\*\* Released after 14 games in 1985

# Released after 10 games in 1994

## Released after seven games in 2015



Mike Vrabel was hired as head coach in January 2018 and has led the team to three playoff appearances.



## ALL-TIME PLAYER ROSTER

<b>A</b>	
92	<b>Abdesmad, Mehdi</b> , DE, Boston College, 2016
56	<b>Abraham, Robert</b> , LB, N.C. State, 1982-87
67	<b>Ackerman, Tom</b> , G, Eastern Washington, 2002-03
47	<b>Adams, Andrew</b> , DB, Connecticut, 2022
92	<b>Adeniyi, Ola</b> , OLB, Toledo, 2021-22
58	<b>Adibi, Xavier</b> , LB, Virginia Tech, 2012
38	<b>Afalava, Al</b> , S, Oregon State, 2012
86	<b>Akiu, Mike</b> , WR, Hawaii, 1985-86
95/88	<b>Aldridge, Allen</b> , DE, Prairie View, 1971-72
79	<b>Aldridge, Kevin</b> , DE/DT, Southern Methodist, 2002
36	<b>Aldridge, Melvin</b> , S, Murray State, 1993
38	<b>Alexander, Dan</b> , RB/FB, Nebraska, 2001
19	<b>Alexander, Willie</b> , CB, Alcorn A&M, 1971-79
76/80	<b>Allen, Dalva</b> , DE, Houston, 1960-61
31	<b>Allen, Gary</b> , RB, Hawaii, 1982
73	<b>Allen, George</b> , DT, West Texas State, 1966-67
29	<b>Allen, Patrick</b> , CB, Utah State, 1985-90
8	<b>Allen, Ryan</b> , P, Louisiana Tech, 2020
56	<b>Allred, Colin</b> , LB, Baylor, 2007-10
76	<b>Alm, Jeff</b> , DT, Notre Dame, 1990-93
84/82	<b>Alston, Mack</b> , TE, Maryland State, 1973-76
32	<b>Amadi, Ugo</b> , DB, Oregon, 2022
54/64	<b>Amano, Eugene</b> , C/G, S.E. Missouri State, 2004-12
88	<b>Amaro, Jace</b> , TE, Texas Tech, 2016
58	<b>Amato, Ken</b> , LS, Montana State, 2003-11
12	<b>Amundson, George</b> , RB, Iowa State, 1973-74
14	<b>Anderson, Billy</b> , QB, Tulsa, 1967
1	<b>Anderson, Gary</b> , K, Syracuse, 2003-04
22	<b>Anderson, Herbie</b> , CB, Texas A&I, 1991
57	<b>Anderson, James</b> , LB, Virginia Tech, 2014
83	<b>Anderson, Warren</b> , WR, West Virginia State, 1978
26	<b>Andrews, Antonio</b> , RB, Western Kentucky, 2014-16
95	<b>Ankou, Eli</b> , DT, UCLA, 2021
70	<b>Appleton, Scott</b> , DT, Texas, 1964-66
32/22	<b>Archie, Mike</b> , RB, Penn State, 1996-98
39	<b>Armstrong, Adger</b> , RB, Texas A&M, 1980-82
86/87	<b>Arnold, Walt</b> , TE, New Mexico, 1982-83
84	<b>Atchason, Jack</b> , TE, Western Illinois, 1960
48	<b>Atkins, Bob</b> , S, Grambling, 1970-75
96	<b>Atkins, James</b> , DT, Virginia Union, 2002-03
31	<b>Aubrey, Josh</b> , S, Stephen F. Austin, 2015
96	<b>Autry, Denico</b> , DL, Mississippi State, 2021-22
61	<b>Autry, Hank</b> , C, Southern Mississippi, 1969-70
82	<b>Avery, Donnie</b> , WR, Houston, 2011
42	<b>Avery, Steve</b> , FB, Northern Michigan, 1989
30	<b>Avery, Tre</b> , CB, Rutgers, 2022
56	<b>Ayers, Akeem</b> , LB, UCLA, 2011-14
<b>B</b>	
33	<b>Babb, Gene</b> , LB, Austin College, 1962-63
93	<b>Babin, Jason</b> , DE, Western Michigan, 2010
26	<b>Babineaux, Jordan</b> , S, Southern Arkansas, 2011-12
8	<b>Badgley, Michael</b> , K, Miami (Fla.), 2021
80/11	<b>Bailey, Harold</b> , WR, Oklahoma State, 1981-83
82	<b>Bailey, Mario</b> , WR, Washington, 1992
57	<b>Bailey, Patrick</b> , LB, Duke, 2010-13
8	<b>Baker, Ed</b> , QB, Lafayette, 1972
75	<b>Baker, Jesse</b> , DE, Jacksonville State (Ala.), 1979-87
84	<b>Baker, Johnny</b> , LB, Mississippi State, 1963-66
83	<b>Baker, Melvin</b> , WR, Texas Southern, 1976
99	<b>Bakhtiari, Eric</b> , DE, San Diego, 2009
70	<b>Baldrige, Daniel</b> , T, Marshall, 2012
98	<b>Ball, Dave</b> , DE, UCLA, 2008-12
40	<b>Banfield, Tony</b> , CB, Oklahoma State, 1960-65
36	<b>Banks, Chuck</b> , FB, West Virginia Tech, 1987
97	<b>Banks, Robert</b> , DE, Notre Dame, 1988
49/86	<b>Barber, Mike</b> , TE, Louisiana Tech, 1976-81
28	<b>Barclay, Chris</b> , RB, Wake Forest, 2007
81	<b>Barden, Brandon</b> , TE, Vanderbilt, 2012-13
3	<b>Barnard, Austin</b> , K/P, Samford, 2018
58	<b>Barnes, Pete</b> , LB, Southern, 1967-68
22/32	<b>Barnes, Tomur</b> , CB, North Texas, 1994-97
56/51	<b>Barrow, Micheal</b> , LB, Miami (Fla.), 1993-96
57	<b>Basham, Tarrell</b> , OLB, Ohio, 2022
51	<b>Bass, David</b> , LB, Missouri Western State, 2015-16
27	<b>Bass, Glen</b> , WR, East Carolina, 1967-68
53/56	<b>Bates, Daren</b> , LB, Auburn, 2017-20
17/13	<b>Batson, Cameron</b> , WR, Texas Tech, 2018-21
22/44	<b>Battle, Jackie</b> , RB, Houston, 2013-14
63	<b>Baumgartner, Steve</b> , DE, Purdue, 1977-79
78	<b>Beams, Byron</b> , DT, Notre Dame, 1961
44	<b>Beasley Jr., Vic</b> , OLB, Clemson, 2020
11	<b>Beathard, Pete</b> , QB, Southern California, 1967-69
17	<b>Beck, Braden</b> , K, Stanford, 1971
24	<b>Beckham, Tony</b> , CB, Wisconsin-Stout, 2002-05
81/88	<b>Beirne, Jim</b> , WR, Purdue, 1968-73, 1975-76
33	<b>Bell, Billy</b> , CB, Lamar, 1989
76	<b>Bell, Byron</b> , OL, New Mexico, 2015-16
60	<b>Bell, Jacob</b> , G/T, Miami (Ohio), 2004-07
57	<b>Belotti, George</b> , C, Southern California, 1960-61
83/19	<b>Bennett, Drew</b> , WR, UCLA, 2001-06
52/50	<b>Benson, Duane</b> , LB, Hamline, 1974-76
82	<b>Berlin, Eddie</b> , WR, Northern Iowa, 2001-04
83	<b>Bergey, Bruce</b> , DT, UCLA, 1971
65	<b>Bethea, Elvin</b> , DE, North Carolina A&T, 1968-83
4	<b>Beverly, David</b> , P, Auburn, 1974
82	<b>Billingsley, Ron</b> , DT, Wyoming, 1971-72
54	<b>Bingham, Gregg</b> , LB, Purdue, 1973-84
21	<b>Birdsong, Craig</b> , S, North Texas State, 1987
2	<b>Bironas, Rob</b> , K, Georgia Southern, 2005-13
23	<b>Bishop, Blaine</b> , S, Ball State, 1993-2001
66	<b>Bishop, Sonny</b> , G, Fresno State, 1964-69
95	<b>Blackson, Angelo</b> , DE, Auburn, 2015-16
27	<b>Blahak, Joe</b> , S, Nebraska, 1973
47	<b>Blake, Valentino</b> , CB, Texas El Paso, 2016
84	<b>Blakley, Dwayne</b> , TE, Missouri, 2008
16	<b>Blanda, George</b> , QB, Kentucky, 1960-66
42	<b>Blanks, Sid</b> , RB, Texas A&I, 1964-68
41/45	<b>Blasingame, Khari</b> , FB/RB, Vanderbilt, 2019-21
94	<b>Bledsoe, Amani</b> , DE, Oklahoma, 2021
80	<b>Board, C.J.</b> , WR, Chattanooga, 2022
52	<b>Bockwoldt, Colby</b> , LB, Brigham Young, 2006
50	<b>Boiman, Rocky</b> , LB, Notre Dame, 2002-05
33	<b>Booker, Michael</b> , CB, Nebraska, 2000-01
39	<b>Borders, Breon</b> , CB, Duke, 2020-21
25	<b>Bostic, Keith</b> , S, Michigan, 1983-88
37	<b>Botchan, Ron</b> , LB, Occidental, 1961
77	<b>Boucher, Scott</b> , G, N.E. Louisiana*, 1987
58/59	<b>Bowden, Joe</b> , LB, Oklahoma, 1992-99
52	<b>Boyette, Garland</b> , LB, Grambling, 1966-72
85	<b>Brabham, Danny</b> , LB, Arkansas, 1963-67
87	<b>Brackett, Brett</b> , TE, Penn State, 2014
10	<b>Bradshaw, Craig</b> , QB, Utah State, 1980
58	<b>Brantley, John</b> , LB, Georgia, 1989
52	<b>Brazile, Robert</b> , LB, Jackson State, 1975-84
33	<b>Breeze, Brady</b> , S, Oregon, 2021
62/55	<b>Brewer, Aaron</b> , G/C, Texas State, 2020-22
21	<b>Brezina, Bobby</b> , RB, Houston, 1963
92	<b>Briehl, Tom</b> , LB, Stanford, 1985-87
48	<b>Brinkley, Beau</b> , LS, Missouri, 2012-20
18	<b>Britt, Kenny</b> , WR, Rutgers, 2009-13
83	<b>Broadnax, Jerry</b> , TE, Southern, 1974
35	<b>Brock Sr., Tramaine</b> , CB, Belhaven, 2019
88	<b>Brooks, Billy</b> , WR, Oklahoma, 1981
73	<b>Brooks, Leo</b> , DT, Texas-Austin, 1970-72
11	<b>Brown, A.J.</b> , WR, Mississippi, 2019-21
29	<b>Brown, Chris</b> , RB, Colorado, 2003-07
22	<b>Brown, Don</b> , RB, Houston, 1960
33	<b>Brown, Gary</b> , RB, Penn State, 1991-95
55	<b>Brown, Jayon</b> , LB, UCLA, 2017-21
79	<b>Brown, Kareem</b> , DL, Miami (Fla.), 2010

## ALL-TIME PLAYER ROSTER

84	<b>Brown, Larry</b> , TE, Georgia, 1999-2000	61	<b>Clark, Le'Raven</b> , T, Texas Tech, 2022
17/89	<b>Brown, Reggie</b> , WR, Alabama State, 1993-94	96	<b>Clauss, Jared</b> , DT, Iowa, 2004-05
27	<b>Brown, Sonny</b> , S, Oklahoma, 1987	69	<b>Clayton, Zach</b> , DT, Auburn, 2011
24	<b>Brown, Steve</b> , CB, Oregon, 1983-90	31	<b>Cline, Doug</b> , LB, Clemson, 1960-66
22	<b>Brown, Tony</b> , CB, Fresno State, 1992-93	24	<b>Clinton, Charles</b> , CB, San Jose State*, 1987
97	<b>Brown, Tony</b> , DT, Memphis, 2006-10	99	<b>Clowney, Jadeveon</b> , OLB, South Carolina, 2020
55	<b>Brown, Zach</b> , LB, North Carolina, 2012-15	23	<b>Coady, Rich</b> , S, Texas A&M, 2002
38	<b>Bryant, Domingo</b> , S, Texas A&M, 1987-88	29	<b>Cobb, David</b> , RB, Minnesota, 2015
81	<b>Bryant, Steve</b> , WR, Purdue, 1982-84	35	<b>Cobble, Eric</b> , RB, S.W. Texas State*, 1987
14	<b>Bullock, Randy</b> , K, Texas A&M, 2021-22	16	<b>Cochrane, Kelly</b> , QB, Miami (Fla.), 1972
53	<b>Bulluck, Keith</b> , LB, Syracuse, 2000-09	86/85	<b>Coffman, Chase</b> , TE, Missouri, 2014-15
	<b>Burke, Edward</b> , G, Notre Dame, 1964	53	<b>Cole, Dylan</b> , LB, Missouri State, 2021-22
16	<b>Burks, Treyton</b> , WR, Arkansas, 2022	39	<b>Cole, Lee</b> , CB, Arizona State, 1996
58	<b>Burnett, Kaelin</b> , LB, Nevada, 2014	87	<b>Cole, Linzy</b> , WR, Texas Christian, 1971
25	<b>Burrell, Ode</b> , RB, Mississippi State, 1964-69	17/80	<b>Coleman, Chris</b> , WR, N.C. State, 2000-01
00	<b>Burrough, Ken</b> , WR, Texas Southern, 1971-81	59	<b>Colman, Doug</b> , LB, Nebraska, 1999
68	<b>Burton, Al</b> , DE, Bethune-Cookman, 1976	87	<b>Coleman, Pat</b> , WR, Mississippi, 1990-94
94	<b>Burton, Kendrick</b> , DE, Alabama, 1996	47	<b>Coleman, Ronnie</b> , RB, Alabama A&M, 1974-81
94	<b>Bush, Frank</b> , LB, N.C. State, 1985-86	5	<b>Collins, Kerry</b> , QB, Penn State, 2006-10
87	<b>Butler, Jim</b> , TE, Tulsa, 1972	33	<b>Comella, Greg</b> , FB, Stanford, 2002
21	<b>Butler, Malcolm</b> , CB, West Alabama, 2018-20	20	<b>Compton, Dick</b> , WR, McMurray, 1965
2	<b>Butler, Skip</b> , K, Texas-Arlington, 1972-77	51/53	<b>Compton, Will</b> , LB, Nebraska, 2018, 2020
35	<b>Butts, Marion</b> , RB, Florida State, 1995	78	<b>Conklin, Jack</b> , T, Michigan State, 2016-19
31	<b>Byard, Kevin</b> , S, Middle Tennessee State, 2016-22	19	<b>Conley, Chris</b> , WR, Georgia, 2022
83	<b>Byrd, Isaac</b> , WR, Kansas, 1997-99	77	<b>Conover, Sean</b> , DE, Bucknell, 2006-07
71	<b>Byrd, Richard</b> , DT, Southern Mississippi, 1985-89	78	<b>Cook, Anthony</b> , DE/DT, South Carolina State, 1995-98
		89	<b>Cook, Jared</b> , TE, South Carolina, 2009-12
		98	<b>Cooks, Rayford</b> , DE, North Texas State*, 1987
	<b>C</b>	8	<b>Cooper, Joe</b> , K, Cal-Berkeley, 1984
40	<b>Cain, Jeremy</b> , FB/LS, Massachusetts, 2007	51	<b>Cordova, Jorge</b> , LB, Nevada, 2007
79	<b>Caldwell, Bryan</b> , DE, Arizona State, 1984	57	<b>Corker, John</b> , LB, Oklahoma State, 1980-82
87	<b>Calico, Tyrone</b> , WR, Middle Tennessee State, 2003-05	44/40	<b>Correa, Kamalei</b> , OLB, Boise State, 2018-20
54	<b>Calmus, Rocky</b> , LB, Oklahoma, 2002-04	33	<b>Cotney, Mark</b> , S, Cameron State, 1975
16	<b>Camarillo, Rich</b> , P, Washington, 1994-95	76	<b>Cowlings, Al</b> , LB, Southern California, 1973-74
45	<b>Campbell, Chance</b> , LB, Mississippi, 2022	46	<b>Cox, Morgan</b> , LS, Tennessee, 2021-22
34	<b>Campbell, Earl</b> , RB, Texas, 1978-84	29/20	<b>Cox, Perrish</b> , CB, Oklahoma State, 2015-16
37	<b>Campbell, Tommie</b> , CB, California (Pa.), 2011-13	40	<b>Craft, Donnie</b> , RB, Louisville, 1982-83
35	<b>Campbell, Woody</b> , RB, Northwestern, 1967-71	89	<b>Craig, Dobie</b> , WR, Howard Payne, 1964
20	<b>Cannon, Billy</b> , RB, Louisiana State, 1960-63	48	<b>Cramer, Casey</b> , TE, Dartmouth, 2006-08
23	<b>Cannon, Trenton</b> , RB, Virginia State, 2022	94	<b>Crawford, Jack</b> , DE, Penn State, 2020
14	<b>Carlson, Cody</b> , QB, Baylor, 1987-94	59	<b>Croyle, Phil</b> , LB, Cal-Berkeley, 1971-73
26	<b>Carpenter, Rob</b> , RB, Miami (Ohio), 1977-81	29	<b>Cruikshank, Dane</b> , DB, Arizona, 2018-21
29	<b>Carr, Chris</b> , DB, Boise State, 2008	83	<b>Crumpler, Alge</b> , TE, North Carolina, 2008-09
63	<b>Carr, Levert</b> , T, No. Central State, 1972-73	40	<b>Cudjoe-Virgil, Yannik</b> , LB, Maryland, 2015
44	<b>Carraway, Josh</b> , OLB, Texas Christian, 2017	78	<b>Culp, Curley</b> , DT, Arizona State, 1974-80
53	<b>Carrell, John</b> , LB, Texas Tech, 1966	78	<b>Culpepper, Ed</b> , DT, Alabama, 1962-63
88	<b>Carrington, Ed</b> , TE, Virginia, 1969	49	<b>Cunningham, Dick</b> , LB, Arkansas, 1973
63	<b>Carroll, Ronnie</b> , G/DT, Sam Houston State, 1974-75	41	<b>Cunningham, Zach</b> , LB, Vanderbilt, 2021-22
82	<b>Carson, John</b> , TE, Georgia, 1960	53	<b>Curran, Rennie</b> , LB, Georgia, 2010
58	<b>Carter, David</b> , C, Western Kentucky, 1977-84	20	<b>Currier, Bill</b> , DB, South Carolina, 1977-79
25	<b>Carter, Jamal</b> , S, Miami (Fla.), 2021	50	<b>Curry, Bill</b> , C, Georgia Tech, 1973
93	<b>Carter, Kevin</b> , DE, Florida, 2001-04	81	<b>Curtis, Kevin</b> , WR, Utah State, 2011
85	<b>Carter, Pat</b> , TE, Florida State, 1994	80	<b>Cutsinger, Gary</b> , DE, Oklahoma State, 1962-68
44	<b>Carter, Tory</b> , FB, Louisiana State, 2021-22	37	<b>Cyprien, Johnathan</b> , S, Florida International, 2017-18
41	<b>Carwell, Larry</b> , CB, Iowa State, 1967-68		
99	<b>Casey, Jurrell</b> , DT, Southern California, 2011-19		<b>D</b>
87	<b>Casper, Dave</b> , TE, Notre Dame, 1980-83	13	<b>Daft, Kevin</b> , QB, California-Davis, 1999
16	<b>Cassel, Matt</b> , QB, Southern California, 2016-17	71	<b>Daley, Dennis</b> , OL, South Carolina, 2022
88	<b>Caster, Rich</b> , WR, Jackson State, 1978-80	12	<b>Daniel, Trevor</b> , P, Tennessee, 2020
56/90	<b>Caston, Toby</b> , LB, Louisiana State, 1987-88	87	<b>Darby, Al</b> , WR, Florida, 1976
51	<b>Caveness, Ron</b> , LB, Arkansas, 1966-68	85	<b>Darrington, Chris</b> , WR, Weber State*, 1987
26	<b>Cecil, Chuck</b> , S, Arizona, 1995	88	<b>Daum, Mitch</b> , TE, Wyoming, 1987
57	<b>Chamberlin, Frank</b> , LB, Boston College, 2000-02	66	<b>Davidson, Greg</b> , C, North Texas, 1980-82
	<b>Chancellor, Ken</b> , C, Houston, 1964	90	<b>Davidson, Kenny</b> , DE, Louisiana State, 1994-95
12	<b>Chandler, Chris</b> , QB, Washington, 1995-96	71	<b>Davidson, Pete</b> , WR, Citadel, 1960
25	<b>Charles, John</b> , S, Purdue, 1971-74	12	<b>Davis, Austin</b> , QB, Southern Mississippi, 2018
57	<b>Cheek, Richard</b> , G, Auburn, 1972	12	<b>Davis, Bob</b> , QB, Virginia, 1967-69
22	<b>Cheeks, B.W.</b> , RB, Texas Southern, 1965	77	<b>Davis, Bruce</b> , T, UCLA, 1987-89
36	<b>Chestnut, Julius</b> , RB, Sacred Heart, 2022	17	<b>Davis, Chris</b> , WR, Florida State, 2007-09
79	<b>Childress, Ray</b> , DL, Texas A&M, 1985-95	84	<b>Davis, Corey</b> , WR, Western Michigan, 2017-20
55/58	<b>Cindrich, Ralph</b> , LB, Pittsburgh, 1973-75	84	<b>Davis, Donnie</b> , TE, Southern, 1970
42	<b>Clark, Boobie</b> , RB, Bethune-Cookman, 1979-80		

## ALL-TIME PLAYER ROSTER

72 **Davis, Hall**, DE, Louisiana-Lafayette, 2010  
 73 **Davis, John**, G/C, Georgia Tech, 1987-88  
 58 **Davis, Marvin**, LB, Southern, 1974  
 30 **Davis, Mike**, CB, Cincinnati, 1994  
 64 **Davis, Nate**, G, Charlotte, 2019-22  
 12 **Davis, Rashard**, WR, James Madison, 2019  
 86/84 **Davis, Willie**, WR, Central Arkansas, 1996-98  
 39/28 **Dawkins, Dalyn**, RB, Colorado State, 2018-19  
 34/33 **Dawkins, Joe**, RB, Wisconsin, 1970-71, 1976  
 66 **Dawson, Doug**, G, Texas, 1990-93  
 75 **Dawson, Keyunta**, DE, Texas Tech, 2012-13  
 20 **Dawson, Rhett**, WR, Florida State, 1972  
 67 **Dean, Jimmy**, DE, Texas A&M, 1978  
 87 **Decker, Eric**, WR, Minnesota, 2017  
 3 **Del Greco, Al**, K, Auburn, 1991-2000  
 23 **Dempsey, Tom**, K, Palomar J.C., 1977  
 62 **DeVan, Kyle**, C/G, Oregon State, 2012  
 88 **Dewveall, Willard**, TE, Southern Methodist, 1961-64  
 35 **Dickenson, Bo**, RB, Southern Mississippi, 1963  
 42 **Dickerson, Dorin**, TE, Pittsburgh, 2015  
 92 **Dickerson, Matt**, DE, UCLA, 2018-20  
 10 **Dickey, Lynn**, QB, Kansas State, 1971-75  
 9 **Dietrich, John**, K, Ball State\*, 1987  
 69 **DiLauro, Christian**, T, Illinois, 2021  
 53/54 **Diles, Zac**, LB, Kansas State, 2012-13  
 66/64 **DiNapoli, Gennaro**, G, Virginia Tech, 2000-02  
 81 **Dirden, Johnnie**, WR, Sam Houston, 1978  
 28 **Dishman, Cris**, CB, Purdue, 1988-96  
 64 **Dixon, Joe**, DT, Tulsa, 1987  
 11 **Dobbs, Joshua**, QB, Tennessee, 2022  
 93/92 **Dodd, Kevin**, OLB, Clemson, 2016-17  
 50 **Dodge, Kirk**, LB, Nevada-Las Vegas, 1986  
 71 **Domres, Tom**, DT, Wisconsin, 1968-71  
 31 **Donaldson, Jeff**, S, Colorado, 1984-89  
 77 **Donnalley, Kevin**, T/G, North Carolina, 1991-97  
 57/56 **Dorenbos, Jon**, LS, Texas El-Paso, 2005-06  
 69 **Dorris, Andy**, DE, New Mexico State, 1977-81  
 30/33 **Dorsett, Anthony**, CB, Pittsburgh, 1996-99  
 83 **Douglas, Harry**, WR, Louisville, 2015-17  
 75 **Douglas, Jamil**, G, Arizona State, 2019-20  
 21 **Douglas, John**, CB, Texas Southern, 1969  
 99 **Douglas, Marques**, DT, Howard, 2010  
 78 **Douzable, Leger**, DE, Central Florida, 2012  
 88 **Dressel, Chris**, TE, Stanford, 1983-86  
 82/85 **Drewrey, Willie**, WR, West Virginia, 1985-88, '93  
 75 **Drungo, Elbert**, T, Tennessee State, 1969-77  
 30 **Dukes, Mike**, LB, Clemson, 1960-63  
 38 **Dumas, Mike**, S, Indiana, 1991-93  
 31 **Duncan, Brian**, RB, Southern Methodist, 1978  
 80 **Duncan, Curtis**, WR, Northwestern, 1987-93  
 11 **Duniven, Tom**, QB, Texas Tech, 1977-78  
 91 **Dunn, Anthony**, DE, Northern Colorado, 2003  
 48 **Dupree, Bud**, OLB, Kentucky, 2021-22  
 77 **Durand, Ryan**, G, Syracuse, 2010, 2012  
 20 **Durden, Kenneth**, CB, Youngstown State, 2018  
 17 **Durham, Kris**, WR, Georgia, 2014  
 22 **Dyson, Andre**, CB, Utah, 2001-04  
 87 **Dyson, Kevin**, WR, Utah, 1998-2002  
 49 **Dzubnar, Nick**, LB, Cal Poly-San Luis Obispo, 2020-21

## E

26 **Eaglin, Larry**, CB, Stephen F. Austin, 1973  
 82 **Ealy, Biren**, WR, Houston, 2007  
 21 **Eason, Bo**, S, California-Davis, 1984-87  
 75 **Eatman, Irv**, T, UCLA, 1995-96  
 21 **Eaton, Tracey**, S, Portland State, 1988-89  
 20/36 **Echols, Mike**, CB, Wisconsin, 2002-04  
 87 **Eccles, Scott**, TE, E. New Mexico\*, 1987  
 19 **Edison, Dominique**, WR, Stephen F. Austin, 2009  
 87 **Edwards, Emmett**, WR, Kansas, 1975  
 98 **Edwards, Lavar**, DE, Louisiana State, 2013  
 94 **Edwards Jr., Mario**, DE, Florida State, 2022

35/32 **Edwards, Stan**, RB, Michigan, 1982-86  
 79 **Egboh, Pannel**, DE, Stanford, 2012  
 26 **Elkins, Lawrence**, WR, Baylor, 1965-68  
 6 **Elkins, Mike**, QB, Wake Forest, 1992  
 85 **Ellender, Richard**, WR, McNeese State, 1979  
 8 **Elling, Aaron**, K, Wyoming, 2004  
 60 **El-Mashtoub, Hicham**, C, Arizona, 1995-96  
 96 **Embray, Keith**, DE, Utah, 2000-01  
 52 **Ena, Justin**, LB, Brigham Young, 2004  
 36 **Evans, Darren**, Virginia Tech, 2012  
 32 **Evans, Darrynton**, Appalachian State, 2020-21  
 91 **Evans, Josh**, DT, Alabama Birmingham, 1995-99, 2001  
 54 **Evans, Rashaan**, LB, Alabama, 2018-21  
 86 **Evans, Robert**, E, Texas A&M, 1965  
 73 **Evans, Norman**, T, Texas Christian, 1965  
 78 **Eyre, Nick**, T, Brigham Young, 1981

## E

29 **Fairley, Leonard**, S, Alcorn A&M, 1974  
 51 **Fairs, Eric**, LB, Memphis State, 1986-91  
 86 **Fanning, Stan**, DE, Idaho, 1964  
 67 **Fanucci, Mike**, DE, Arizona State, 1973  
 3 **Farley, Caleb**, CB, Virginia Tech, 2021-22  
 21 **Farley, Matthias**, S, Notre Dame, 2021  
 20 **Farr, Miller**, CB, Wichita State, 1967-69  
 53 **Faryniarz, Brett**, LB, San Diego State, 1994  
 80 **Fasano, Anthony**, TE, Notre Dame, 2015-16  
 71 **Faulkner, Stanley**, T, Texas, 1964  
 51 **Favors, Greg**, LB, Mississippi State, 1999-2001  
 74 **Ferguson, Gene**, T, Norfolk State, 1971-72  
 77 **Fields, Angelo**, T, Michigan State, 1980-81  
 56 **Finch, Sharif**, OLB, Temple, 2018-19, 21  
 31 **Finnegan, Cortland**, CB, Samford, 2006-11  
 86 **Firkser, Anthony**, TE, Harvard, 2018-21  
 94 **Fisher, Bryce**, DE, Air Force, 2007  
 70/60 **Fisher, Ed**, G, Arizona State, 1974-82  
 97 **Fisk, Jason**, DT, Stanford, 1999-2001  
 10 **Fitzpatrick, Dez**, WR, Louisville, 2021-22  
 4 **Fitzpatrick, Ryan**, QB, Harvard, 2013  
 55 **Flannery, John**, G/C, Syracuse, 1991-94  
 44 **Fleming, Troy**, FB, Tennessee, 2004-05  
 75 **Floyd, Don**, DE, Texas Christian, 1960-68  
 83 **Floyd (Seabron), Malcolm**, WR, Fresno State, 1994-96  
 32 **Fluellen, David**, RB, Toledo, 2016-19  
 53 **Fokou, Moise**, LB, Maryland, 2013  
 11/13 **Foote, James**, QB, Delaware Valley, 1974, '76  
 88 **Ford, Bernard**, WR, Central Florida, 1990  
 92 **Ford, Henry**, DE, Arkansas, 1994-2002  
 78 **Ford, Jacob**, DE, Central Arkansas, 2007-10  
 45/7 **Foreman, D'Onta**, RB, Texas, 2020-21  
 89 **Foster, Eddie**, WR, Houston 1977-78  
 78 **Foster, Jerome**, DE, Ohio State, 1983-84  
 45 **Fowler, Delbert**, LB, West Virginia, 1981  
 53 **Fowler, Jerry**, G, N.W. Louisiana, 1964  
 52 **Fowler, Ryan**, LB, Duke, 2007-08  
 59 **Fox, Scott**, LB, Austin Peay\*, 1987  
 77 **France, Doug**, T, Ohio State, 1983-84  
 62 **Franklin, Jerrell**, G, Southern\*, 1987  
 28 **Frazier, Charles**, WR, Texas Southern, 1962-68  
 56 **Frazier, Wayne**, C, Auburn, 1965  
 83 **Frazier, Willie**, TE, Arkansas A&M, 1964-65, '71, '75  
 94 **Frederick, Mike**, DE, Virginia, 1999  
 69 **Freelon, Solomon**, G, Grambling, 1972-74  
 62 **Frey, Dick**, G, Texas A&M, 1961  
 93 **Frisch, Byron**, DE, Brigham Young, 2000  
 16 **Fritsch, Toni**, K, None, 1977-81  
 55 **Frongillo, John**, C, Baylor, 1962-66  
 22 **Fuller, Vincent**, S, Virginia Tech, 2005-10  
 95 **Fuller, William**, DE, North Carolina, 1986-93  
 26 **Fulton, Kristian**, CB, Louisiana State, 2020-22  
 66 **Funchess, Tom**, T, Jackson State, 1971-73

## ALL-TIME PLAYER ROSTER

17	<b>Furrer, Will</b> , QB, Virginia Tech, 1995	93	<b>Halapin, Mike</b> , DT, Pittsburgh, 1996-97
	<b>G</b>	45	<b>Hall, Ahmard</b> , FB, Texas, 2006-11
7	<b>Gabbert, Blaine</b> , QB, Missouri, 2018	61	<b>Hall, Barry</b> , OT, Middle Tennessee State, 2001
12	<b>Gage, Justin</b> , WR, Missouri, 2007-10	97	<b>Hall, Carlos</b> , DE, Arkansas, 2002-04
69	<b>Gallik, Andy, C/G</b> , Boston College, 2015	21	<b>Hall, Ken</b> , RB, Texas A&M, 1960-61
35	<b>Ganther, Quinton</b> , RB, Utah, 2006-08	51	<b>Hall, Lemanski</b> , LB, Alabama, 1994-97
8	<b>Garcia, Teddy</b> , K, N.E. Louisiana, 1990	78	<b>Hamilton IV, Woodrow</b> , DT, Mississippi, 2021
30	<b>Gardner, Rich</b> , CB, Penn State, 2004-05	90	<b>Hamm, Bob</b> , DE, Nevada-Reno, 1983-84
59	<b>Gardner, Gilbert</b> , LB, Purdue, 2007	78/94	<b>Hand, Da'Shawn</b> , DE, Alabama, 2021-22
82	<b>Garrison, Gary</b> , WR, San Diego State, 1977	82	<b>Hannah, Travis</b> , WR, Southern California, 1993-95
38	<b>Gehring, Mark</b> , TE, Eastern Washington*, 1987	30	<b>Hardeman, Don</b> , RB, Texas A&I, 1975-77
73	<b>Geisinger, Justin</b> , C/G, Vanderbilt, 2006	33	<b>Harmon, Ronnie</b> , RB, Iowa, 1996-97
27	<b>George, Eddie</b> , RB, Ohio State, 1996-2003	23	<b>Harper, Jamie</b> , RB, Clemson, 2011-12
35/26	<b>George, Spencer</b> , RB, Rice, 1997-99	20	<b>Harper, Nick</b> , CB, Fort Valley State, 2007-09
3	<b>Gerela, Roy</b> , K, New Mexico State, 1969-70	32	<b>Harris, Brandon</b> , CB, Miami (Fla.), 2014-15
29	<b>Germany, Willie</b> , S, Morgan State, 1975	86	<b>Harris, Corey</b> , WR, Vanderbilt, 1992
13	<b>Gesser, Jason</b> , QB, Washington State, 2003	96	<b>Harris, DaJohn</b> , DT, Southern California, 2012
38	<b>Ghee, Brandon</b> , CB, Wake Forest, 2014	38	<b>Harris, Davontae</b> , CB, Illinois State, 2022
50	<b>Gibbens, Jack</b> , LB, Minnesota, 2022	88	<b>Harris, Jackie</b> , TE, N.E. Louisiana, 1998-99
93	<b>Gilbert, Reggie</b> , OLB, Arizona, 2019	61	<b>Harris, Larry</b> , G, Oklahoma State, 1978
88	<b>Giles, Jimmie</b> , TE, Alcorn, 1977	80/83	<b>Harris, Leonard</b> , WR, Texas Tech, 1987-93
87	<b>Givens, David</b> , WR, Notre Dame, 2006-07	64	<b>Harris, Leroy</b> , G/C, N.C. State, 2007-12
81	<b>Givins, Ernest</b> , WR, Louisville, 1986-94	57	<b>Harris, Nigel</b> , LB, South Florida, 2018-19
27	<b>Glick, Freddy</b> , S, Colorado State, 1961-66	27	<b>Harris, Odie</b> , S/CB, Sam Houston State, 1995
54	<b>Glover, Phil</b> , LB, Utah, 1999	26	<b>Harris, Tuff</b> , DB, Montana, 2008
56	<b>Godfrey, Randall</b> , LB, Georgia, 2000-02	68	<b>Hart, Bobby</b> , T, Florida State, 2021
68	<b>Golic, Mike</b> , DT, Notre Dame, 1985-87	88/47	<b>Hartsock, Ben</b> , TE, Ohio State, 2006-07
69/68	<b>Goode, Tom</b> , C, Mississippi State, 1962-65	36	<b>Hartwig, Carter</b> , DB, Southern California, 1979-84
50	<b>Gooden, Zaviar</b> , LB, Missouri, 2013-14	77	<b>Hartwig, Justin</b> , G, Kansas, 2002-05
68	<b>Goodman, Brian</b> , G, UCLA, 1973-74	54/88	<b>Harvey, Claude</b> , LB, Prairie View, 1970-71
99/96	<b>Gordon, Amon</b> , DT, Stanford, 2008, 2010	70	<b>Harvey, Jim</b> , G, Mississippi, 1972
47	<b>Gordon, Bobby</b> , S, Tennessee, 1960	25	<b>Haskins, Hassan</b> , RB, Michigan, 2022
19	<b>Gordon, Josh</b> , WR, Baylor, 2022	8	<b>Hasselbeck, Matt</b> , QB, Boston College, 2011-12
89	<b>Gordon, Richard</b> , TE, Miami (Fla.), 2014	21	<b>Hatchett, Derrick</b> , CB, Texas, 1983
8	<b>Gossett, Jeff</b> , P, Eastern Illinois, 1987	70	<b>Hatfield, Mark</b> , T, Bishop's (Que.), 1995
3	<b>Gostkowski, Stephen</b> , K, Memphis, 2020	56	<b>Havig, Dennis</b> , G, Colorado, 1976
93	<b>Graf, Rick</b> , LB, Wisconsin, 1991-92	35	<b>Hawkins, Chris</b> , CB, Louisiana State, 2011
60	<b>Graham, Aaron</b> , C, Nebraska, 2002	87	<b>Hawkins, Lavelle</b> , WR, California, 2008-12
86	<b>Graham, Daniel</b> , TE, Colorado, 2011	86	<b>Hawkins, Nat</b> , WR, Nevada-Las Vegas, 1975
11	<b>Graham, T.J.</b> , WR, North Carolina State, 2014	75	<b>Haye, Jovan</b> , DT, Vanderbilt, 2009-10
32/30	<b>Granger, Hoyle</b> , RB, Mississippi State, 1966-70, '72	49	<b>Hayes, Chad</b> , TE, Maine, 2002
62	<b>Grant, Ken</b> , G, Howard Payne, 1970	62	<b>Hayes, Jim</b> , DT, Jackson State, 1965-66
52	<b>Grasu, Hroniss</b> , C, Oregon, 2019	71	<b>Hayes, Melvin</b> , T, Mississippi State, 1996-97
21	<b>Gray, Jerry</b> , CB, Texas, 1992	95	<b>Hayes, William</b> , DE, Winston-Salem State, 2008-11
74	<b>Gray, Leon</b> , OT, Jackson State, 1979-81	70	<b>Hayman, Conway</b> , G, Delaware, 1975-80
21	<b>Gray, Mel</b> , KR/WR, Purdue, 1995-97	13	<b>Haymond, Alvin</b> , S, Southern, 1973
65	<b>Greaves, Gary</b> , DE, Miami (Fla.), 1960	92/91	<b>Haynesworth, Albert</b> , DT, Tennessee, 2002-08
11	<b>Green, Dave</b> , P, Ohio, 1973	38	<b>Hebert, Jason</b> , S, Rice, 2002
20	<b>Green, Mike</b> , RB, Houston, 2000-02	72	<b>Helluin, Jerry</b> , DT, Tulane, 1960
17	<b>Green-Beckham</b> , Dorial, WR, Oklahoma, 2015	53	<b>Henderson, Thomas</b> , LB, Langston, 1980
23	<b>Greene, Shonn</b> , RB, Iowa, 2013-14	44	<b>Hendrickson, Steve</b> , HB/F, California, 1995
36	<b>Gresham, Bob</b> , RB, West Virginia, 1973-74	37/87	<b>Hennigan, Charlie</b> , WR, N.W. Louisiana, 1960-66
33	<b>Griffin, Michael</b> , S, Texas, 2007-15	42	<b>Henry, Chris</b> , RB, Arizona, 2007-09
22	<b>Griffin, Larry</b> , DB, North Carolina, 1986	22	<b>Henry, Derrick</b> , RB, Alabama, 2016-22
59	<b>Grimsley, John</b> , LB, Kentucky, 1984-90	20	<b>Henry, Travis</b> , RB, Tennessee, 2005-06
89	<b>Groman, Bill</b> , WR, Heidelberg, 1960-62, '66	15	<b>Hentrich, Craig</b> , P/K, Notre Dame, 1998-2009
81	<b>Groth, Jeff</b> , WR, Bowling Green, 1979-80	73	<b>Herchman, Bill</b> , DT, Texas Tech, 1962
53	<b>Groves, Quentin</b> , LB, Auburn, 2014	41	<b>Herndon, Kelly</b> , CB, Toledo, 2007
57	<b>Gruneisen, Sam</b> , C, Villanova, 1973	28	<b>Hicks, Dwone</b> , RB, Middle Tennessee State, 2003
85	<b>Guenther, Gregg</b> , TE, Southern California, 2005	42	<b>Hicks, Skip</b> , RB, UCLA, 2001
60	<b>Guy, Buzz</b> , G, Duke, 1961	33	<b>Hicks, W.K.</b> , CB, Texas Southern, 1964-69
46	<b>Guidry, Paul</b> , LB, McNeese State, 1973	32	<b>Highsmith, Alonzo</b> , FB, Miami (Fla.), 1987-89
33	<b>Guzik, John</b> , LB, Pittsburgh, 1961	61	<b>Highsmith, Walter</b> , T, Florida A&M, 1972
	<b>H</b>	80	<b>Hill, Darrell</b> , WR, Northern Illinois, 2002-04
70	<b>Haayer, Adam</b> , OT, Minnesota, 2001	85	<b>Hill, Drew</b> , WR, Georgia Tech, 1985-91
21	<b>Hadl, John</b> , QB, Kansas, 1976-77	23	<b>Hill, Greg</b> , CB, Oklahoma State, 1983
80	<b>Hagan, Derek</b> , WR, Arizona State, 2014	72	<b>Hill, Kent</b> , G, Georgia Tech, 1986-87
		21	<b>Hill, Reynaldo</b> , CB Florida, 2005-08
		94	<b>Hill, Sammie</b> , DT/NT, Stillman, 2013-15
		40	<b>Hilliard, Dontrell</b> , RB, Tulane, 2021-22
		78	<b>Hines, Glen Ray</b> , T, Arkansas, 1966-70
		87	<b>Hinton, Eddie</b> , WR, Oklahoma, 1973





## ALL-TIME PLAYER ROSTER

81 **McLeod, Bob**, TE, Abilene Christian, 1961-65  
 81/13 **McMath, Racey**, WR, Louisiana State, 2021-22  
 26 **McMillian, Audray**, CB, Houston, 1985-87  
 9 **McNair, Steve**, QB, Alcorn State, 1995-2005  
 37/48 **McNair, Todd**, RB/FB, Temple, 1994-95  
 89 **McNeil, Gerald**, WR, Baylor, 1990  
 86 **McNeil, Clifton**, WR, Grambling, 1973  
 30/28 **McNichols, Jeremy**, RB, Boise State, 2018, 2020-21  
 6 **McPherson, Don**, QB, Syracuse, 1990  
 72 **McQuistan, Pat**, G/T, Weber State, 2013  
 51 **McRath, Gerald**, LB, Southern Mississippi, 2009-12  
 26 **Meadows, Darryl**, DB, Toledo, 1983-84  
 91 **Meads, Johnny**, LB, Nicholls State, 1984-92  
 84 **Meier, Shad**, TE, Kansas State, 2001-04  
 74/75 **Meredith, Dudley**, DT, Lamar Tech, 1963, 1968  
 79 **Meredith, Jamon**, T, South Carolina, 2014-15  
 29/12/19 **Merkins, Guido**, DB/WR, Sam Houston State, 1978-80  
 7 **Mettenberger, Zach**, QB, Louisiana State, 2014-15  
 54 **Meyer, John**, LB, Notre Dame, 1966-67  
 77 **Michael, Rich**, T, Ohio State, 1960-66  
 76 **Mikolas, Doug**, NT, Portland State, 1988  
 84 **Miller, Bill**, DT, New Mexico Highlands, 1962  
 66 **Miller, Clay**, T, Michigan\*, 1987  
 71 **Miller, Fred**, T, Baylor, 2000-04  
 4 **Miller, Josh**, P, Arizona, 2007-08  
 62 **Miller, Ralph**, G, Alabama State, 1972-73  
 48/35/55 **Mills, John Henry**, TE/LB, Wake Forest, 1993-96  
 12 **Milstead, Charles**, QB, Texas A&M, 1960-61  
 30 **Milton, Chris**, CB, Georgia Tech, 2019-20  
 89 **Miotke, Frank**, WR, Grand Valley State, 1991  
 30 **Mitchell, Donald**, CB, Southern Methodist, 1999-2002  
 41 **Mitchell, Leroy**, CB, Texas Southern, 1969-70  
 39 **Mitchell, Terrance**, CB, Oregon, 2022  
 97 **Mix, Bryant**, DT, Alcorn State, 1996-97  
 56 **Moch, Dontay**, OLB, Nevada, 2014  
 24 **Molden, Elijah**, CB, Washington, 2021-22  
 94 **Montgomery, Glenn**, DT, Houston, 1989-95  
 9 **Montgomery, Greg**, P, Michigan State, 1988-93  
 24 **Montgomery, Mike**, WR, Kansas State, 1974  
 1 **Moon, Warren**, QB, Washington, 1984-93  
 42 **Mooney, Collin**, FB, Army, 2012-13  
 33 **Moore Jr., A.J.**, S, Mississippi, 2022  
 32 **Moore, Ricky**, FB, Alabama\*, 1987  
 22 **Moore, Zeke**, CB, Lincoln, 1967-77  
 76 **Moran, Eric**, T, Washington, 1984-86  
 90/91 **Morgan, Derrick**, DE/OLB, Georgia Tech, 2010-18  
 67 **Morgan, Karl**, DT, UCLA, 1986  
 30 **Moriarty, Larry**, FB, Notre Dame, 1983-86  
 6 **Moroski, Mike**, QB, California-Davis, 1985  
 28 **Morris, Aric**, S, Michigan State, 2000-02  
 50 **Morris, Dennit**, LB, Oklahoma, 1960-61  
 78 **Morrison, Ron**, T, New Mexico, 1960  
 11 **Moseley, Mark**, K, Stephen F. Austin, 1971-72  
 84 **Moss, Randy**, WR, Marshall, 2010  
 83 **Moulds, Eric**, WR, Mississippi State, 2007  
 53 **Mount, Deiontrez**, LB, Louisville, 2015  
 29 **Mouton, Ryan**, CB, Hawaii, 2009-12  
 87 **Mrosko, Bob**, TE, Penn State, 1989  
 28 **Muhammad, Khalfani**, RB, California, 2017  
 89 **Mulligan, Matthew**, TE, Maine, 2014  
 80 **Mullins, Eric**, WR, Stanford, 1984-85  
 63 **Munchak, Mike**, G, Penn State, 1982-93  
 52/69 **Munyer, Daniel**, C, Colorado, 2020-22  
 91 **Murchison, Larrell**, DL, North Carolina State, 2020-22  
 50 **Murdock, Guy**, C, Michigan, 1972  
 15 **Murdock, O.J.**, WR, Fort Hays State, 2011  
 56 **Murphy, Mike**, LB, S.W. Missouri State, 1979  
 29 **Murray, DeMarco**, RB, Oklahoma, 2016-17  
 77 **Musgrove, Spain**, DT, Utah State, 1970  
 32 **Myers, Bobby**, S, Wisconsin, 2000-02

### N

57 **Nande, Terna**, LB, Miami (Ohio), 2006  
 14 **Naponic, Bob**, QB, Illinois, 1970  
 42 **Nash, Damien**, RB, Missouri, 2005  
 48 **Natkin, Brian**, TE, Texas El-Paso, 2001  
 41 **Neal, Lorenzo**, FB, Fresno State, 1999-00  
 6 **Nedney, Joe**, K, San Jose State, 2001-04  
 46 **Neighbors, Connor**, FB, Louisiana State, 2015  
 75 **Neil, Kenny**, DE, Iowa State\*, 1987  
 22 **Nelson, Benny**, S, Alabama, 1964  
 83 **Nery, Ron**, DE, Kansas State, 1963  
 78 **Newhouse, Marshall**, T, Texas Christian, 2020  
 67 **Newman, Xavier**, C/G, Baylor, 2022  
 26/27 **Newsom, Tony**, CB, Stephen F. Austin, 1987  
 46 **Nicholson, Oliver**, LB, Texas Southern, 1975  
 23 **Nickey, Donnie**, S, Ohio State, 2003-10  
 14 **Nielsen, Gifford**, QB, Brigham Young, 1978-83  
 14 **Nix, Kent**, QB, Texas Christian, 1972  
 64 **Norgard, Erik**, C/G, Colorado, 1990-98  
 43 **Norton, Jim**, S, Idaho, 1960-68  
 93 **Nunley, Jeremy**, DE, Alabama, 1994-95

### O

98 **Odom, Antwan**, DE, Alabama, 2004-07  
 52 **Odom, Sammy**, LB, N.W. Louisiana, 1964  
 14 **O'Donnell, Neil**, QB, Maryland, 1999-03  
 72 **Oher, Michael**, T, Mississippi, 2014  
 85 **Okonkwo, Chig**, TE, Maryland, 2022  
 23 **Okotcha, Bennett**, CB, Texas-San Antonio, 2016  
 59 **Okuyinonu, Sam**, DE, Maryland, 2022  
 37 **Olerich, Dave**, LB, San Francisco, 1971  
 39 **Oliver, Hubert**, FB, Arizona, 1986  
 69 **Olsen, Eric**, G/C, Notre Dame, 2014  
 75 **Olson, Benji**, G, Washington, 1998-2007  
 45 **Onesti, Larry**, LB, Northwestern, 1962-65  
 98 **Orakpo, Brian**, OLB, Texas, 2015-18  
 26 **Orlando, Bo**, S, West Virginia, 1990-94  
 85 **Orr, Jonathan**, WR, Wisconsin, 2006  
 20/36 **Orr, Kareem**, CB, Chattanooga, 2019-20  
 44 **Orzech, Matt**, LS, Azusa Pacific, 2020  
 67 **Otto, Bob**, DE, Idaho State\*, 1987  
 66 **Otto, Mike**, T, Purdue, 2007-13  
 40 **Ours, Wes**, FB, West Virginia, 2001  
 47 **Overton, Matt**, LS, Western Washington, 2020  
 71 **Owens, Joe**, DE, Alcorn State, 1976

### P

62 **Page, Craig**, C, Georgia Tech, 1999  
 5 **Palmer, Jordan**, QB, Texas-El Paso, 2014  
 50 **Palmer, Nate**, LB, Illinois State, 2016-18  
 66 **Pamphile, Kevin**, G/T, Purdue, 2018-19  
 74 **Parker, Willie**, DT, Arkansas AM&N, 1967-70  
 3 **Parkey, Cody**, K, Auburn, 2019  
 20 **Parks, Billy**, WR, Cal State-Long Beach, 1973-75  
 83 **Parks, Dave**, WR, Texas Tech, 1973  
 89 **Parks, Jeff**, TE, Auburn, 1986-87  
 30 **Parrish, Bernie**, CB, Florida, 1966  
 18 **Parsley, Cliff**, P, Oklahoma State, 1977-82  
 7 **Pastorini, Dan**, QB, Santa Clara, 1971-79  
 68 **Pasztor, Austin**, OL, Virginia, 2018  
 33 **Payton, Jarrett**, RB, Miami (Fla.), 2005  
 79 **Patu, Saul**, DT, Oregon, 2001  
 44 **Peacock, Johnny**, S, Houston, 1969-70  
 35 **Pearman, Alvin**, RB, Virginia, 2009  
 10 **Pease, Brent**, QB, Montana, 1987-88  
 72 **Peavy, Jayden**, DE, Texas A&M, 2022  
 72 **Peguese, Willis**, DE, Miami (Fla.), 1990-92  
 95 **Peko, Kyle**, DT, Oregon State, 2021  
 32 **Pellerin, Micah**, DB, Hampton, 2013  
 52 **Pennison, Jay**, C, Nicholls State, 1986-90  
 64 **Perkins, Willis**, G, Texas Southern, 1961, 1963  
 20 **Perry, Seniorise**, RB, Louisville, 2020





## ALL-TIME PLAYER ROSTER

80	<b>Shiancoe, Visanthe</b> , TE, Morgan State, 2013	70	<b>Stith, Carel</b> , DT, Nebraska, 1967-69
74	<b>Shirkey, George</b> , DT, Stephen F. Austin, 1960-61	88	<b>Stocker, Luke</b> , TE, Tennessee, 2017-18
11	<b>Shudak, Caleb</b> , K, Iowa, 2022	69	<b>Stoepel, Terry</b> , T, Tulsa, 1970
37	<b>Sidney, Dainon</b> , CB, Alabama Birmingham, 1998-2002	36	<b>Stone, Donnie</b> , RB, Arkansas, 1966
51	<b>Simerson, John</b> , G, Purdue, 1960	4	<b>Stonehouse, Ryan</b> , P, Colorado State, 2022
98	<b>Simmons, Jeffery</b> , DT, Mississippi State, 2019-22	68	<b>Stotter, Rich</b> , LB, Houston, 1968
8/7	<b>Simms, Chris</b> , QB, Texas, 2008, 2010	74	<b>Strahan, Arthur</b> , DE, Texas Southern, 1965
96	<b>Simon, Corey</b> , DT, Florida State, 2007	53/56	<b>Stringer, Art</b> , LB, Ball State, 1977-81
45	<b>Simon, John</b> , RB, Louisiana Tech, 2002	4	<b>Strong, Jasper</b> , WR, Illinois, 1995
59	<b>Simon, John</b> , OLB, Ohio State, 2021	97	<b>Strong, Kevin</b> , DE, Texas-San Antonio, 2021-22
71	<b>Simonsen, Todd</b> , T, South Dakota State, 1976	68/76/75	<b>Stroth, Vince</b> , G, Brigham Young, 1987-88
36	<b>Sims, LeShaun</b> , CB, Southern Utah, 2016-19	98	<b>Studaway, Mark</b> , DE, Tennessee, 1984
59	<b>Sirmon, Peter</b> , LB, Oregon, 2000-06	68	<b>Studdard, Les</b> , C, Texas, 1983
90	<b>Skaugstad, Daryle</b> , DT, California-Berkeley, 1981-82	62	<b>Sturm, Jerry</b> , C, Illinois, 1971
8	<b>Skelton, John</b> , QB, Fordham, 2013	8/4	<b>Succop, Ryan</b> , K, South Carolina, 2014-19
59	<b>Skipper, Tuzar</b> , OLB, Toledo, 2020	22	<b>Suci, Bob</b> , S, Michigan State, 1962
38	<b>Skrine, Buster</b> , CB, Chattanooga, 2021	76	<b>Suggs, Walt</b> , T, Mississippi State, 1962-71
10	<b>Slack, Reggie</b> , QB, Auburn, 1990-91	7/8	<b>Sullivan, Kent</b> , P, California-Lutheran, 1991, 1993
89/84	<b>Slaughter, Webster</b> , WR, San Diego State, 1992-94	8	<b>Superick, Steve</b> , P, West Virginia*, 1987
41	<b>Sledge, Leroy</b> , RB, Bakersfield J.C., 1971	89	<b>Supernaw, Phillip</b> , TE, Ouachita Baptist, 2015-17
2	<b>Sloman, Sam</b> , K, Miami (Ohio), 2020	40	<b>Sutton, Mickey</b> , S, Auburn, 1966
27	<b>Small, Donovan</b> , S, Minnesota*, 1987	93	<b>Sutton, Mike</b> , DE, Louisiana State, 1998
18	<b>Small, O.J.</b> , WR, Florida, 1990-91	76	<b>Svitek, Will</b> , T, Stanford, 2014
39	<b>Smiley, Tom</b> , RB, Lamar Tech, 1970	87	<b>Swaim, Geoff</b> , TE, Texas, 2020-22
54	<b>Smith, Andre</b> , LB, North Carolina, 2022	64	<b>Swatland, Dick</b> , G, Notre Dame, 1968
54	<b>Smith, Al</b> , LB, Utah State, 1987-96		
25	<b>Smith, Anthony</b> , S, Syracuse, 2011		
32	<b>Smith, Antowain</b> , RB, Houston, 2004		
23	<b>Smith, Bob</b> , S, Miami (Ohio), 1968		
77	<b>Smith, Bubba</b> , DE, Michigan State, 1975-76		
32	<b>Smith, Dave</b> , RB, Ripon, 1960-64		
87	<b>Smith, Dave</b> , WR, Indiana (Pa.), 1972		
20	<b>Smith, D'Joun</b> , CB, Florida Atlantic, 2016		
99	<b>Smith, Doug</b> , DT, Auburn, 1985-92		
81	<b>Smith, Jonnu</b> , TE, Florida International, 2017-20		
54	<b>Smith, Larry</b> , LB, Kentucky*, 1987		
98/96	<b>Smith, Robaire</b> , DT, Michigan State, 2000-03, 2006		
45	<b>Smith, Rod</b> , RB, Ohio State, 2019		
11	<b>Smith, Rusty</b> , QB, Florida Atlantic, 2010-13		
93	<b>Smith, Shaun</b> , DT, South Carolina, 2011		
77	<b>Smith, Sid</b> , C, Southern California, 1974		
83	<b>Smith, Tim</b> , WR, Nebraska, 1980-86		
70/85	<b>Smith, Tody</b> , DE, Southern California, 1973-76		
33/23	<b>Smith, Tye</b> , CB, Towson, 2017-20		
72	<b>Sochia, Brian</b> , DT, N.W. Oklahoma, 1983-85		
90	<b>Solomon, Scott</b> , DE, Rice, 2012		
29	<b>Sowells, Rich</b> , DB, Alcorn State, 1977		
60/67	<b>Spain, Quinton</b> , G, West Virginia, 2015-18		
92	<b>Spears, Anthony</b> , DE, Portland State, 1989		
24	<b>Spence, Julian</b> , S, Huston-Tillotson, 1960-61		
55	<b>Spence, Sean</b> , LB, Miami (Fla.), 2016		
60	<b>Spencer, Chris</b> , G/C, Mississippi, 2013-14		
56	<b>Spencer, Cody</b> , LB, North Texas, 2004-05		
32	<b>Spikes, Jack</b> , RB/K, Texas Christian, 1965		
42	<b>Spillane, Robert</b> , LB, Western Michigan, 2018		
12	<b>Stabler, Ken</b> , QB, Alabama, 1980-81		
39/24	<b>Stafford, Daimion</b> , S, Nebraska, 2013-16		
59	<b>Stallings, Dennis</b> , LB, Illinois, 1997-98		
57	<b>Stamer, Josh</b> , LB, South Dakota, 2008		
57	<b>Staples, Justin</b> , LB, Illinois, 2014-16		
90	<b>Starks, Randy</b> , DT, Maryland, 2004-07		
69	<b>Steinfeld, Al</b> , G/T, C.W. Post, 1983		
70	<b>Steinkuhler, Dean</b> , G/T, Nebraska, 1984-91		
27	<b>Stemrick, Greg</b> , CB, Colorado State, 1975-82		
67	<b>Stensrud, Mike</b> , DT, Iowa State, 1979-85		
53	<b>Stepnoski, Mark</b> , C, Pittsburgh, 1995-98		
88	<b>Stevens, Craig</b> , TE, California, 2008-15		
76	<b>Stewart, David</b> , T, Mississippi State, 2005-13		
81	<b>Stewart, Josh</b> , WR, Oklahoma State, 2014		
26	<b>Stewart, Rayna</b> , S/CB, Northern Arizona, 1996-97		
68	<b>Stingily, Byron</b> , T, Louisville, 2011-14		
61	<b>Stinnie, Aaron</b> , G, James Madison, 2018-19		
		61	<b>Talamini, Bob</b> , G, Kentucky, 1960-67
		17	<b>Tannehill, Ryan</b> , QB, Texas A&M, 2019-22
		11	<b>Tanney, Alex</b> , QB, Monmouth, 2015-17
		93	<b>Tart, Teair</b> , NT, Florida International, 2020-22
		80	<b>Tasker, Steve</b> , WR, Northwestern, 1985-86
		28	<b>Tatum, Jack</b> , DB, Ohio State, 1980
		41	<b>Tavai, J.R.</b> , LB, Southern California, 2015
		42	<b>Taylor, Altie</b> , RB, Utah State, 1976
		87	<b>Taylor, Lionel</b> , WR, New Mexico Highlands, 1967-68
		70/77	<b>Taylor, Malcolm</b> , DE, Tennessee State, 1982-83, '86
		13	<b>Taylor, Taywan</b> , WR, Western Kentucky, 2017-18
		71	<b>Teeter, Mike</b> , DE, Michigan, 1993-94
		82	<b>Thigpen, Yancey</b> , WR, Winston-Salem State, 1998-2000
		28	<b>Thomas, Bill</b> , RB, Boston College, 1973
		36	<b>Thomas, Dee</b> , CB, Nicholls State, 1990
		89	<b>Thomas, Earl</b> , WR/TE, Houston, 1976
		35	<b>Thomas, Jemea</b> , DB, Georgia Tech, 2014
		94	<b>Thomas, Juqua</b> , DE, Oklahoma State, 2001-04
		74	<b>Thomas, Lee</b> , DE, Jackson State, 1975
		20	<b>Thomas, Rodney</b> , RB, Texas A&M, 1995-98
		16	<b>Thomas, Sloan</b> , WR, Texas, 2005
		70	<b>Thomas, Stan</b> , T, Texas, 1993-95
		28	<b>Thomaselli, Rich</b> , RB, West Virginia-Wesleyan, 1981-82
		28	<b>Thompson, Emmuel</b> , CB, Texas A&I*, 1987
		29	<b>Thompson, Josh</b> , DB, Texas, 2022
		28/37	<b>Thompson, Lamont</b> , S, Washington State, 2003-06
		84	<b>Thompson, Taylor</b> , TE, Southern Methodist, 2012-14
		51	<b>Thompson, Ted</b> , LB, Southern Methodist, 1975-84
		50	<b>Thornton, David</b> , LB, North Carolina, 2006-10
		80	<b>Thornton, James</b> , TE, Cal State-Fullerton, 1995
		78	<b>Thornton, John</b> , DT, West Virginia, 1999-2002
		18	<b>Thurman, Andrae</b> , WR, Southern Oregon, 2005
		58	<b>Thweatt, Byron</b> , LB, Virginia, 2001
		78	<b>Tilleman, Mike</b> , DT, Montana, 1971-72
		33/32	<b>Tillman, Spencer</b> , RB, Oklahoma, 1987-88, 1992-94
		47	<b>Tobin, Bill</b> , RB, Missouri, 1963
		44	<b>Tolar, Charles</b> , RB, N.W. Louisiana, 1960-66
		42	<b>Tolbert, Jim</b> , CB, Lincoln, 1972
		11	<b>Tolliver, Billy Joe</b> , QB, Texas Tech, 1994
		49	<b>Toone, Spencer</b> , LB, Utah, 2006
		76	<b>Towns, Morris</b> , T, Missouri, 1977-83
		8	<b>Townsend, Johnny</b> , P, Florida, 2021
		47	<b>Trammell, Allen</b> , S, Florida, 1966
		79	<b>Trask, Orville</b> , DT, Rice, 1960-61
		41	<b>Trawick, Brynden</b> , S, Troy, 2017-18

## ALL-TIME PLAYER ROSTER

79	<b>Tretola, Sebastian</b> , G, Arkansas, 2016	56	<b>Wells, Ray</b> , LB, Arizona, 2003
86/84	<b>Troupe, Ben</b> , TE, Florida, 2004-07	70	<b>Wells, Robert</b> , T, J.C. Smith, 1972
10	<b>Trull, Don</b> , QB, Baylor, 1964-69	41	<b>Wells, Terence</b> , RB, Southern Mississippi, 1974
98	<b>Tuatagaloa, Natu</b> , DT/DE, California, 1995	35	<b>West, Terrance</b> , RB, Towson, 2015
20	<b>Tullis, Willie</b> , DB, Troy State, 1981-84	15	<b>Westbrook-Ikhine, Nick</b> , WR, Indiana, 2020-22
55	<b>Tulloch, Stephen</b> , LB, N.C. State, 2006-10	63	<b>Wharton, Hogan</b> , G, Houston, 1960-63
95	<b>Turner, Dwain</b> , DT, Rice*, 1987	33	<b>White, Bob</b> , RB, Ohio State, 1960
59	<b>Turner, Rob</b> , C/G, New Mexico, 2013	79	<b>White, Jim</b> , DE, Colorado State, 1974-75
86	<b>Turzilli, Andrew</b> , WR, Rutgers, 2015	86	<b>White, John</b> , TE, Texas Southern, 1960-61
59	<b>Tuszka, Derrek</b> , OLB, North Dakota State, 2022	25	<b>White, LenDale</b> , RB, Southern California, 2006-09
	<b>U</b>	44	<b>White, Lorenzo</b> , RB, Michigan State, 1988-94
56	<b>Underwood, Olen</b> , LB, Texas, 1966-70	79	<b>White, Marcus</b> , DT, Murray State, 2005
96	<b>Urban, Brent</b> , DE, Virginia, 2019	29	<b>White, Robert</b> , CB, Lamar*, 1987
	<b>V</b>	12	<b>Whitehurst, Charlie</b> , QB, Clemson, 2014-15
24	<b>Vaccaro, Kenny</b> , S, Texas, 2018-20	79	<b>Whitley, Wilson</b> , DT, Houston, 1983
45	<b>Valentine, Ira</b> , RB, Texas A&M, 1987	38	<b>Whittington, C.L.</b> , FS, Prairie View, 1974-78
93	<b>Vanden Bosch, Kyle</b> , DE, Nebraska, 2005-09	89	<b>Wick, Cole</b> , TE, Incarnate Word, 2018
73	<b>Vanoy, Vernon</b> , DT, Kansas, 1973	63	<b>Wilkerson, Doug</b> , G, North Carolina Central, 1970
99	<b>Veal, Demetrin</b> , DT, Tennessee, 2007	33	<b>Wilkins, Jordan</b> , RB, Mississippi, 2021
71/75	<b>Veasey, Craig</b> , DT/DE, Houston, 1992-93, 1995	42	<b>Williams, Armon</b> , S/LB, Arizona, 1997
61	<b>Velasco, Fernando</b> , C/G, Georgia, 2009-12	41	<b>Williams, Cary</b> , CB, Washburn, 2008-09
88	<b>Verhulst, Chris</b> , TE, Chico State, 1988-89	17	<b>Williams, Damian</b> , WR, Southern California, 2010-13
20	<b>Verner, Alterraun</b> , CB, UCLA, 2010-13	73	<b>Williams, David</b> , T, Florida, 1989-95
96	<b>Vickerson, Kevin</b> , DT, Michigan State, 2007-09	69	<b>Williams, Doug</b> , T/G, Texas A&M, 1986-88
34	<b>Viltz, Theo</b> , CB, Southern California, 1966	87	<b>Williams, Jamie</b> , TE, Nebraska, 1984-88
50	<b>Vogel, Paul</b> , LB, South Carolina*, 1987	40	<b>Williams, Jordan</b> , OLB, Tennessee, 2019
31	<b>Voight, Mike</b> , RB, North Carolina, 1977	97	<b>Williams, Lee</b> , DE, Bethune-Cookman, 1991-93
12/7	<b>Volek, Billy</b> , QB, Fresno State, 2000-06	78	<b>Williams, Maxie</b> , G, S.E. Louisiana, 1965
	<b>W</b>	18	<b>Williams, Mike</b> , WR, Southern California, 2007
36	<b>Waddell, Michael</b> , CB, North Carolina, 2004-06	14	<b>Williams, Nick</b> , WR, Connecticut, 2018
19	<b>Wade, Bobby</b> , WR, Arizona, 2005-06	86	<b>Williams, Oliver</b> , WR, Illinois*, 1987
53	<b>Wainscott, Lloyd</b> , LB, Texas, 1969-70	11	<b>Williams, Paul</b> , WR, Fresno State, 2007-08
91	<b>Wake, Cameron</b> , OLB, Penn State, 2019	68	<b>Williams, Ralph</b> , G, Southern, 1982
93	<b>Walden, Erik</b> , OLB, Middle Tennessee State, 2017	35	<b>Williams, Richard</b> , RB, Memphis State, 1984
42	<b>Walker, D'Andre</b> , OLB, Georgia, 2019	86	<b>Williams, Roydell</b> , WR, Tulane, 2005-07
82	<b>Walker, Delanie</b> , TE, Central Missouri, 2013-19	49	<b>Williams, Sam</b> , CB, New Mexico Highlands, 1976
95	<b>Walker, DeMarcus</b> , DL, Florida State, 2022	96	<b>Williams, Sylvester</b> , NT, North Carolina, 2017
25	<b>Walker, Denard</b> , CB, Louisiana State, 1997-2000	25	<b>Williams, Tank</b> , S, Stanford, 2002-05
96	<b>Walker, Gary</b> , DT, Auburn, 1995-98	78	<b>Williams, Todd</b> , G/T, Florida State, 2003-05
29	<b>Walker, Joe</b> , S, Nebraska, 2001	54/53	<b>Williamson, Avery</b> , LB, Kentucky, 2014-17, 21
77	<b>Walker, Rod</b> , DT, Troy State, 2000	10	<b>Williamson, Lee</b> , QB, Presbyterian (SC), 1994
15	<b>Walker, Wayne</b> , K, N.W. Louisiana, 1968	44	<b>Willis, Fred</b> , RB, Boston College, 1972-77
52	<b>Wallace, Aaron</b> , OLB, UCLA, 2016-18	7	<b>Willis, Malik</b> , QB, Liberty, 2022
89	<b>Wallace, Cooper</b> , TE, Auburn, 2006	21	<b>Wilson, George</b> , S, Arkansas, 2013-14
35	<b>Wallace, Ray</b> , FB, Purdue, 1986-87	79	<b>Wilson, Isaiah</b> , T, Georgia, 2020
64	<b>Wallner, Fred</b> , G, Notre Dame, 1960	33	<b>Wilson, J.C.</b> , DB, Pittsburgh, 1978-83
86/82/84	<b>Walls, Herkie</b> , WR, Texas, 1983-85	82	<b>Wilson, Shedrick</b> , WR, Louisiana State, 1996
32	<b>Walsh, Ward</b> , RB, Colorado, 1971-72	45	<b>Wilson, Tim</b> , RB/TE, Maryland, 1977-82
87	<b>Walter, Kevin</b> , WR, Eastern Michigan, 2013	35	<b>Wilson, Tracy</b> , S, Northern Illinois, 2012
83	<b>Walters, Joey</b> , WR, Clemson, 1987	8	<b>Wilson, Tyler</b> , QB, Arkansas, 2013
77	<b>Walton, Sam</b> , T, East Texas State, 1971	95	<b>Wimbley, Kamerion</b> , DE/OLB, Florida State, 2012-14
64	<b>Wand, Seth</b> , T, N.W. Missouri State, 2006	52	<b>Winborn, Jamie</b> , LB, Vanderbilt, 2009-10
33	<b>Ward, Jonathan</b> , RB, Central Michigan, 2022	79	<b>Winkler, Ulrich</b> , DE, None, 2008
70	<b>Warmack, Chance</b> , G, Alabama, 2013-16	22	<b>Wisener, Gary</b> , CB, Baylor, 1961
26/29	<b>Washington, Leon</b> , RB, Florida State, 2013-14	88	<b>Witcher, Albert</b> , S, Baylor, 1960
85	<b>Washington, Nate</b> , WR, Tiffin, 2009-14	92	<b>Witherspoon, Will</b> , LB, Georgia, 2010-12
53/59	<b>Washington, Ted</b> , LB, Mississippi Valley, 1973-82	12	<b>Witkowski, John</b> , QB, Columbia, 1986-87
23	<b>Washington, Vic</b> , RB, Wyoming, 1974	67	<b>Wittenborn, John</b> , G, S.E. Missouri, 1964-68
57	<b>Watson, Ed</b> , LB, Grambling, 1969	96	<b>Woods, Al</b> , NT, Louisiana State, 2014-16
99	<b>Weaver, Rashad</b> , OLB, Pittsburgh, 2021-22	75	<b>Woods, Antwaun</b> , NT, Southern California, 2016
38	<b>Webb, B.W.</b> , CB, William & Mary, 2015	80	<b>Woods, Glenn</b> , DT, Prairie View, 1969
90	<b>Webster, George</b> , LB, Michigan State, 1967-72	49	<b>Woods, LeVar</b> , LB, Iowa, 2006-07
3	<b>Weeden, Brandon</b> , QB, Oklahoma State, 2017	2	<b>Woods, Robert</b> , WR, Southern California, 2022
14	<b>Weems, Eric</b> , WR, Bethune-Cookman, 2017	42	<b>Woods, Robert</b> , WR, Grambling, 1978
86	<b>Wegener, Bucky</b> , DT, Missouri, 1962-63	5	<b>Woodside, Logan</b> , QB, Toledo, 2020-21
28	<b>Weger, Mike</b> , S, Bowling Green, 1976-77	59	<b>Woodyard, Wesley</b> , LB, Kentucky, 2014-19
20	<b>Weir, Sammy</b> , WR, Arkansas State, 1965	26	<b>Woolfolk, Andre</b> , CB, Oklahoma, 2003-06
88	<b>Wellman, Gary</b> , WR, Southern California, 1991-94	40	<b>Woolfolk, Butch</b> , RB, Michigan, 1985-86
		36	<b>Wooten, Khalid</b> , CB, Nevada, 2013-14
		52	<b>Wortham, Barron</b> , LB, Texas El-Paso, 1994-99
		29/25	<b>Wreh-Wilson, Blidi</b> , CB, Connecticut, 2013-15
		17	<b>Wright, Elmo</b> , WR, Houston, 1975

## ALL-TIME PLAYER ROSTER

13 **Wright, Kendall**, WR, Baylor, 2012-16  
 37 **Wright, Thomas**, S, Michigan State, 2003  
 41 **Wyatt, Alvin**, CB, Bethune-Cookman, 1973  
 89 **Wycheck, Frank**, TE, Maryland, 1995-2003  
 19 **Wylie, Devon**, WR, Fresno State, 2013  
 79 **Wynn, Jarius**, DE, Georgia, 2012

### Y

84 **Yamini, Bashir**, WR, Iowa, 2000  
 66 **Yarno, George**, C/G, Washington State, 1989  
 80 **Yeats, James**, TE, Florida, 1960  
 68 **Young, Almon**, G, Bethune-Cookman\*, 1987  
 56/63 **Young, Bob**, G, Howad Payne, 1971, 1980

77 **Young, James**, DE, Texas Southern, 1977-79  
 99 **Young, Robert**, DE, Mississippi State, 1996  
 10 **Young, Vince**, QB, Texas, 2006-10

### Z

87 **Zaeske, Paul**, WR, North Park, 1969-70  
 7 **Zendejas, Tony**, K, Nevada-Reno, 1985-90

\* Played in replacement games only

## ALL-TIME JERSEY NUMBERS

(\* Played in replacement games only)

### 00

Ken Burrough, WR, Texas Southern, 1971-81

### 1

Warren Moon, QB, Washington, 1984-93  
 Gary Anderson, K, Syracuse, 2003-04

### 2

Dickie Post, RB, Houston, 1971  
 Skip Butler, K, Texas-Arlington, 1972-77  
 Rob Bironas, K, Georgia Southern, 2005-13  
 Sam Sloman, K, Miami (Ohio), 2020  
 Julio Jones, WR, Alabama, 2021  
 Robert Woods, WR, Southern California, 2022

### 3

Roy Gerela, K, New Mexico State, 1969-70  
 Al Del Greco, K, Auburn, 1991-2000  
 Reggie Hodges, P, Ball State, 2009  
 Brandon Weeden, QB, Oklahoma State, 2017  
 Austin Barnard, K/P, Samford, 2018  
 Cody Parkey, K, Auburn, 2019  
 Ryan Santoso, K, Minnesota, 2019  
 Stephen Gostkowski, K, Memphis, 2020  
 Caleb Farley, CB, Virginia Tech, 2021-22

### 4

David Beverly, P, Auburn, 1974  
 Florian Kempf, K, Pennsylvania, 1982-84  
 Jasper Strong, WR, Illinois, 1995  
 Josh Miller, P, Arizona, 2007-08  
 Ryan Fitzpatrick, QB, Harvard, 2013  
 Ryan Succop, K, South Carolina, 2015-19  
 Ryan Stonehouse, K, Colorado State, 2022

### 5

Chester Marcol, K, Hillsdale, 1980  
 Kerry Collins, QB, Penn State, 2006-10  
 Jordan Palmer, QB, Texas-El Paso, 2014  
 Logan Woodside, QB, Toledo, 2020-21

### 6

John James, P, Florida, 1982-84  
 Mike Moroski, QB, California-Davis, 1985  
 Don McPherson, QB, Syracuse, 1990  
 Ian Howfield, K, Tennessee, 1991  
 Mike Elkins, QB, Wake Forest, 1992  
 Joe Nedney, K, San Jose State, 2001-04  
 Brett Kern, P, Toledo, 2009-21  
 Josh Lambo, K, Texas A&M, 2022

### 7

Dan Pastorini, QB, Santa Clara, 1971-79  
 Tony Zendejas, K, Nevada-Reno, 1985-90  
 Kent Sullivan, P, California-Lutheran, 1991  
 Bucky Richardson, QB, Texas A&M, 1992-94  
 Reggie Roby, P, Iowa, 1996-97  
 Billy Volek, QB, Fresno State, 2002-06  
 Chris Simms, QB, Texas, 2010  
 Zach Mettenberger, QB, Louisiana State, 2014-15  
 Blaine Gabbert, QB, Missouri, 2018  
 Cairo Santos, K, Tulane, 2019  
 Greg Joseph, K, Florida Atlantic, 2019  
 D'Onta Foreman, RB, Texas, 2021  
 Malik Willis, QB, Liberty, 2022

### 8

Ed Baker, QB, Lafayette, 1972  
 John Reaves, QB, Florida, 1981  
 Archie Manning, QB, Mississippi, 1982-83  
 Joe Cooper, K, Cal-Berkeley, 1984  
 Jeff Gossett, P, Eastern Illinois, 1987  
 Steve Superick, P, West Virginia\*, 1987  
 Teddy Garcia, K, N.E. Louisiana, 1990  
 Kent Sullivan, P, California-Lutheran, 1993  
 Aaron Elling, K, Wyoming, 2004  
 Matt Mauck, QB, Louisiana State, 2005  
 Chris Simms, QB, Texas, 2008  
 Matt Hasselbeck, QB, Boston College, 2011-12  
 John Skelton, QB, Fordham, 2013  
 Tyler Wilson, QB, Arkansas, 2013  
 Ryan Succop, K, South Carolina, 2014  
 Marcus Mariota, QB, Oregon, 2015-19  
 Ryan Allen, P, Louisiana Tech, 2020  
 Michael Badgley, K, Miami (Fla.), 2021  
 Johnny Townsend, P, Florida, 2021  
 Adrian Peterson, RB, Oklahoma, 2021  
 Cody Hollister, WR, Arkansas, 2022

### 9

John Dietrich, K, Ball State\*, 1987  
 Greg Montgomery, P, Michigan State, 1988-93  
 Steve McNair, QB, Alcorn State, 1995-2005

### 10

Don Trull, QB, Baylor, 1964-69  
 Lynn Dickey, QB, Kansas State, 1971-75  
 Craig Bradshaw, QB, Utah State, 1980  
 Oliver Luck, QB, West Virginia, 1982-86  
 Brent Pease, QB, Montana, 1987-88  
 Reggie Slack, QB, Auburn, 1990-91  
 Lee Williamson, QB, Presbyterian (SC), 1994  
 Vince Young, QB, Texas, 2006-10

Jake Locker, QB, Washington, 2011-14  
 Tre McBride, WR, William & Mary, 2016  
 Adam Humphries, WR, Clemson, 2019-20  
 Dez Fitzpatrick, WR, Louisville, 2021-22

### 11

Buddy Humphrey, QB, Baylor, 1966  
 Pete Beathard, QB, Southern California, 1967-69  
 Spike Jones, P, Georgia, 1970  
 Mark Moseley, K, Stephen F. Austin, 1971-72  
 Dave Green, P, Ohio, 1973  
 James Foote, QB, Delaware Valley, 1974  
 Tom Duniven, QB, Texas Tech, 1977-78  
 Harold Bailey, WR, Oklahoma State, 1981  
 Lee Johnson, P, Brigham Young, 1985-87  
 Billy Joe Tolliver, QB, Texas Tech, 1994  
 Steve Matthews, QB, Memphis State, 1998  
 Paul Williams, WR, Fresno State, 2007-08  
 Patrick Ramsey, QB, Tulane, 2009  
 Rusty Smith, QB, Florida Atlantic, 2010-13  
 T.J. Graham, WR, North Carolina State, 2014  
 Alex Tanney, QB, Monmouth, 2015-17  
 A.J. Brown, WR, Mississippi, 2019-21  
 Caleb Shudak, K, Iowa, 2022  
 Joshua Dobbs, QB, Tennessee, 2022

### 12

Charles Milstead, QB, Texas A&M, 1960-61  
 Bob Davis, QB, Virginia, 1967-69  
 Charley Johnson, QB, New Mexico State, 1970-71  
 George Amundson, RB, Iowa State, 1973-74  
 Guido Merzens, DB/WR, Sam Houston State, 1979  
 Ken Stabler, QB, Alabama, 1980-81  
 Brian Ransom, QB, Tennessee State, 1983-84  
 John Witkowski, QB, Columbia, 1986-87  
 Calvin Loveall, CB, Idaho, 1988  
 Chris Chandler, QB, Washington, 1995-96  
 Billy Volek, QB, Fresno State, 2000-01  
 Doug Johnson, QB, Florida, 2004  
 Justin Gage, WR, Missouri, 2007-10  
 Charlie Whitehurst, QB, Clemson, 2014-15  
 Austin Davis, QB, Southern Mississippi, 2018  
 Rashard Davis, WR, James Madison, 2019  
 Trevor Daniel, P, Tennessee, 2020  
 Mason Kinsey, WR, Berry College, 2021-22

### 13

Alvin Haymond, S, Southern, 1973  
 James Foote, QB, Delaware Valley, 1976  
 Kevin Daft, QB, California-Davis, 1999  
 Jason Gesser, QB, Washington State, 2003  
 Stafon Johnson, RB, Southern California, 2010  
 Kendall Wright, WR, Baylor, 2012-16

Taywan Taylor, WR, Western Kentucky, 2017-18  
Cameron Batson, WR, Texas Tech, 2019-2021  
Racey McMath, WR, Louisiana State, 2022

**14**

Billy Anderson, QB, Tulsa, 1967  
Bob Naponic, QB, Illinois, 1970  
Kent Nix, QB, Texas Christian, 1972  
Gifford Nielsen, QB, Brigham Young, 1978-83  
Cody Carlson, QB, Baylor, 1987-94  
Neil O'Donnell, QB, Maryland, 1999-03  
Michael Preston, WR, Heidelberg, 2012-13  
Damaris Johnson, WR, Tulsa, 2015  
Eric Weems, WR, Bethune-Cookman, 2017  
Nick Williams, WR, Connecticut, 2018  
Kalif Raymond, WR, Holy Cross, 2019-20  
Randy Bullock, K, Texas A&M, 2021-22

**15**

Jacky Lee, QB, Cincinnati, 1960-63, 1966-67  
Wayne Walker, K, N.W. Louisiana, 1968  
Al Johnson, S, Cincinnati, 1972-78  
Craig Hentrich, P/K, Notre Dame, 1998-2009  
O.J. Murdock, WR, Fort Hays State, 2011  
Justin Hunter, WR, Tennessee, 2013-15  
Darius Jennings, WR, Virginia, 2017-19  
Nick Westbrook-Ikhine, WR, Indiana, 2020-22

**16**

George Blanda, QB, Kentucky, 1960-66  
Kelly Cochrane, QB, Miami (Fla.), 1972  
Toni Fritsch, K, None, 1977-81  
Rich Camarillo, P, Washington, 1994-95  
James Ritchey, QB, Stephen F. Austin, 1996  
Sloan Thomas, WR, Texas, 2005  
Tre McBride, WR, William & Mary, 2015  
Matt Cassel, QB, Southern California, 2016-17  
Cody Hollister, WR, Arkansas, 2019-21  
Treyton Burks, WR, Arkansas, 2022

**17**

Jerry Rhome, QB, Tulsa, 1970  
Braden Beck, K, Stanford, 1971  
Elmo Wright, WR, Houston, 1975  
Reggie Brown, WR, Alabama State, 1993  
Will Furrer, QB, Virginia Tech, 1995  
Dave Krieg, QB, Milton (Wisc.), 1997-98  
Chris Coleman, WR, N.C. State, 2000  
Chris Davis, WR, Florida State, 2007-09  
Damian Williams, WR, Southern California, 2010-13  
Kris Durham, WR, Georgia, 2014  
Dorial Green-Beckham, WR, Oklahoma, 2015  
Cameron Batson, WR, Texas Tech, 2018  
Ryan Tannehill, QB, Texas A&M, 2019-22

**18**

Randy Kerbow, WR, Rice, 1963-64  
Charlie Joiner, WR, Grambling, 1970-72  
Paul Robinson, RB, Arizona, 1972-73  
Cliff Parsley, P, Oklahoma State, 1977-82  
Chris Sanders, WR, Ohio State, 2002  
O.J. Small, WR, Florida, 2005  
Andrae Thurman, WR, Southern Oregon, 2005  
Mike Williams, WR, Southern California, 2007  
Kenny Britt, WR, Rutgers, 2009-13  
Rishard Matthews, WR, Nevada, 2016-18  
Josh Reynolds, WR, Texas A&M, 2021  
Kevin Hogan, QB, Stanford, 2021  
Kyle Phillips, WR, UCLA, 2022

**19**

Willie Alexander, CB, Alcorn A&M, 1971-79  
Guido Merkens, DB/WR, Sam Houston State, 1980

Quintin Jones, S, Pittsburgh, 1989-90  
Drew Bennett, WR, UCLA, 2001  
Bobby Wade, WR, Arizona, 2005-06  
Justin McCareins, WR, Northern Illinois, 2008  
Dominique Edison, WR, Stephen F. Austin, 2009  
Devon Wylie, WR, Fresno State, 2013  
Tajaé Sharpe, WR, Massachusetts, 2016-19  
Josh Gordon, WR, Baylor, 2022  
Chris Conley, WR, Georgia, 2022

**20**

Billy Cannon, RB, Louisiana State, 1960-63  
Sammy Weir, WR, Arkansas State, 1965  
Dick Compton, WR, McMurray, 1965  
Miller Farr, CB, Wichita State, 1967-69  
Rhett Dawson, WR, Florida State, 1972  
Billy Parks, WR, Cal State-Long Beach, 1973-75  
Bill Currier, DB, South Carolina, 1977-79  
Willie Tullis, DB, Troy State, 1981-84  
Allen Pinkett, RB, Notre Dame, 1986-91  
Emanuel Martin, CB, Alabama State, 1993  
Rodney Thomas, RB, Texas A&M, 1995-98  
Mike Green, RB, Houston, 2000-02  
Mike Echols, CB, Wisconsin, 2003-04  
Travis Henry, RB, Tennessee, 2005-06  
Nick Harper, CB, Fort Valley State, 2007-09  
Alterraun Verner, CB, UCLA, 2010-13  
Bishop Sankey, RB, Washington, 2014-15  
Perrish Cox, CB Oklahoma State, 2016  
D'Joun Smith, CB, Florida Atlantic, 2016  
Demontre Hurst, CB, Oklahoma, 2017  
Kenneth Durden, CB, Youngstown State, 2018  
Kareem Orr, CB, Chattanooga, 2019  
Senorise Perry, RB, Louisville, 2020  
Jackrabbit Jenkins, CB, North Alabama, 2021  
Lonnie Johnson Jr., DB, Kentucky, 2022

**21**

Ken Hall, RB, Texas A&M, 1960-61  
Bobby Brezina, RB, Houston, 1963  
Pete Johns, S, Tulane, 1967-68  
John Douglas, CB, Texas Southern, 1969  
John Hadl, QB, Kansas, 1976-77  
Charles Jefferson, DB, McNeese State, 1979-80  
Tate Randle, DB, Texas Tech, 1982  
Derrick Hatchett, CB, Texas, 1983  
Bo Eason, S, California-Davis, 1984-86  
Craig Birdsong, S, North Texas State, 1987  
Bo Eason, S, California-Davis, 1987  
Tracey Eaton, S, Portland State, 1988-89  
Leander Knight, S, Montclair State, 1990  
Jerry Gray, CB, Texas, 1992  
Mel Gray, KR/WR, Purdue, 1995-97  
Samari Rolle, CB, Florida State, 1998-2004  
Reynaldo Hill, CB Florida, 2005-08  
Javon Ringer, RB, Michigan State, 2009-12  
George Wilson, S, Arkansas, 2013-14  
Da'Norris Searcy, S, North Carolina, 2015-17  
Malcolm Butler, CB, West Alabama, 2018-20  
Matthais Farley, S, Notre Dame, 2021  
Roger McCreary, CB, Auburn, 2022

**22**

Don Brown, RB, Houston, 1960  
Joe Majors, DB, Florida State, 1960  
Gary Wisener, CB, Baylor, 1961  
Bob Suci, S, Michigan State, 1962  
Benny Nelson, S, Alabama, 1964  
B.W. Cheeks, RB, Texas Southern, 1965  
Zeke Moore, CB, Lincoln, 1967-77  
Bill Kay, CB, Purdue, 1981-83  
Larry Griffin, DB, North Carolina, 1986  
Kenny Johnson, S, Mississippi State, 1986-89  
Herbie Anderson, CB, Texas A&I, 1991

Tony Brown, CB, Fresno State, 1992-93  
Tomur Barnes, CB, North Texas, 1994-96  
Mike Archie, RB, Penn State, 1997-98  
Andre Dyson, CB, Utah, 2001-04  
Vincent Fuller, S, Virginia Tech, 2005-10  
Jackie Battle, RB, Houston, 2013  
Dexter McCluster, RB, Mississippi, 2014-15  
Derrick Henry, RB, Alabama, 2016-22

**23**

Bobby Jancik, S, Lamar Tech, 1962-67  
Bob Smith, S, Miami (Ohio), 1968  
Jerry LeVias, WR, Southern Methodist, 1969-70  
Vic Washington, RB, Wyoming, 1974  
Tom Dempsey, K, Palomar J.C., 1977  
Greg Hill, CB, Oklahoma State, 1983  
Richard Johnson, CB, Wisconsin, 1985-92  
Blaine Bishop, S, Ball State, 1993-2001  
Donnie Nickey, S, Ohio State, 2003-10  
Jamie Harper, RB, Clemson, 2011-12  
Shonn Greene, RB, Iowa, 2013-14  
David Cobb, RB, Minnesota, 2015  
Brice McCain, CB, Utah, 2016-17  
Tye Smith, CB, Towson, 2018-20  
Chris Jones, CB, Nebraska, 2021  
Trenton Cannon, RB, Virginia State, 2022  
John Reid, DB, Penn State, 2022

**24**

Julian Spence, S, Huston-Tillotson, 1960-61  
Mike Richardson, RB, Southern Methodist, 1969-71  
Mike Montgomery, WR, Kansas State, 1974  
Steve Brown, CB, Oregon, 1983-87  
Charles Clinton, CB, San Jose State\*, 1987  
Steve Brown, CB, Oregon, 1988-90  
Steve Jackson, CB, Purdue, 1991-99  
Tony Beckham, CB, Wisconsin-Stout, 2002-05  
Chris Hope, S, Florida State, 2006-11  
Coty Sensabaugh, CB, Clemson, 2012-15  
Daimion Stafford, S, Nebraska, 2016  
Kalan Reed, CB, Southern Mississippi, 2017  
Kenny Vaccaro, S, Texas, 2018-20  
Elijah Molden, CB, Washington, 2021-22

**25**

Gene Jones, CB, Rice, 1961  
Ode Burrell, RB, Mississippi State, 1964-69  
John Charles, S, Purdue, 1971-74  
Kurt Knoff, DB, Kansas, 1977-78  
Keith Bostic, S, Michigan, 1983-88  
Bubba McDowell, S, Miami (Fla.), 1989-94  
Torey Hunter, CB, Washington State, 1995  
Denard Walker, CB, Louisiana State, 1997-2000  
DeRon Jenkins, CB, Tennessee, 2001  
Tank Williams, S, Stanford, 2002-05  
LenDale White, RB, Southern California, 2006-09  
Anthony Smith, S, Syracuse, 2011  
Darius Reynaud, RB/KR/PR, West Virginia, 2012-13  
Blidi Wreh-Wilson, CB, Connecticut, 2014-15  
Rashad Johnson, S, Alabama, 2016  
Adoree' Jackson, CB, Southern California, 2017-20  
Jamal Carter, S, Miami (Fla.), 2021  
Hassan Haskins, RB, Michigan, 2022

**26**

Lawrence Elkins, WR, Baylor, 1965-68  
Larry Eaglin, CB, Stephen F. Austin, 1973  
Rob Carpenter, RB, Miami (Ohio), 1977-81  
Darryl Meadows, DB, Toledo, 1983-84  
Audray McMillian, CB, Houston, 1985-87  
Tony Newsom, CB, Stephen F. Austin\*, 1987  
Bo Orlando, S, West Virginia, 1990-94  
Chuck Cecil, S, Arizona, 1995

## ALL-TIME JERSEY NUMBERS

Rayna Stewart, S/CB, Northern Arizona, 1996-97  
 Spencer George, RB, Rice, 1998-99  
 Andre Woolfolk, CB, Oklahoma, 2003-06  
 Tuff Harris, DB, Montana, 2008  
 Kevin Kaesviharn, S, Augustana (S.D.), 2009  
 Jordan Babineaux, S, Southern Arkansas, 2011-12  
 Markelle Martin, S, Oklahoma State, 2013  
 Leon Washington, RB, Florida State, 2013  
 Antonio Andrews, RB, Western Kentucky, 2014-16  
 Logan Ryan, CB, Rutgers, 2017-19  
 Kristian Fulton, CB, Louisiana State, 2020-22

### 27

Freddy Glick, S, Colorado State, 1961-66  
 Glen Bass, WR, East Carolina, 1967-68  
 Joe Blahak, S, Nebraska, 1973  
 Greg Stemrick, CB, Colorado State, 1975-82  
 Mike Kennedy, DB, Toledo, 1984  
 Sonny Brown, S, Oklahoma, 1987  
 Donovan Small, S, Minnesota\*, 1987  
 Tony Newsom, CB, Stephen F. Austin, 1987  
 Quintin Jones, S, Pittsburgh, 1988-89  
 Terry Kinard, S, Clemson, 1990  
 Terry Hoage, S, Georgia, 1993  
 Odie Harris, S/CB, Sam Houston State, 1995  
 Eddie George, RB, Ohio State, 1996-2003

### 28

Charles Frazier, WR, Texas Southern, 1962-68  
 Andy Hopkins, RB, Stephen F. Austin, 1971  
 Bill Thomas, RB, Boston College, 1973  
 Mike Weger, S, Bowling Green, 1976-77  
 Jack Tatum, DB, Ohio State, 1980  
 Rich Thomaselli, RB, West Virginia-Wesleyan,  
 1981-82  
 Allen Lyday, S, Nebraska, 1984-87  
 Emmuel Thompson, CB, Texas A&I\*, 1987  
 Cris Dishman, CB, Purdue, 1988-96  
 George McCullough, CB, Baylor, 1997-99  
 Aric Morris, S, Michigan State, 2000-02  
 Dwone Hicks, RB, Middle Tennessee State, 2003  
 Lamont Thompson, S, Washington State, 2004-06  
 Chris Barclay, RB, Wake Forest, 2007  
 Chidi Iwuoma, CB, California, 2007  
 Chris Johnson, RB, East Carolina, 2008-13  
 Marqueston Huff, DB, Wyoming, 2014-15  
 Cody Riggs, CB, Notre Dame, 2016  
 Khalfani Muhammad, RB, California, 2017  
 Kendrick Lewis, S, Mississippi, 2018  
 Dalyn Dawkins, RB, Colorado State, 2019  
 Jeremy McNichols, RB, Boise State, 2020-21  
 Joshua Kalu, DB, Nebraska, 2022

### 29

Ken Houston, S, Prairie View, 1967-72  
 Leonard Fairley, S, Alcorn A&M, 1974  
 Willie Germany, S, Morgan State, 1975  
 Rich Sowells, DB, Alcorn State, 1977  
 Guido Merkens, DB/WR, Sam Houston State, 1978  
 Patrick Allen, CB, Utah State, 1985-87  
 Robert White, CB, Lamar\*, 1987  
 Patrick Allen, CB, Utah State, 1988-90  
 Darryll Lewis, CB, Arizona, 1991-98  
 Joe Walker, S, Nebraska, 2001  
 Rich Coady, S, Texas A&M, 2002  
 Chris Brown, RB, Colorado, 2003-07  
 Chris Carr, DB, Boise State, 2008  
 Ryan Mouton, CB, Hawaii, 2009-12  
 Bliidi Wreh-Wilson, CB, Connecticut, 2013  
 Leon Washington, RB, Florida State, 2014  
 Perrish Cox, CB, Oklahoma State, 2015

DeMarco Murray, RB, Oklahoma, 2016-17  
 Dane Cruikshank, DB, Arizona, 2018-21  
 Josh Thompson, DB, Texas, 2022

### 30

Mike Dukes, LB, Clemson, 1960-63  
 Charles Rieves, LB, Houston, 1964  
 Bernie Parrish, CB, Florida, 1966  
 Hoyle Granger, RB, Mississippi State, 1972  
 Don Hardeman, RB, Texas A&I, 1975-77  
 Kenny King, RB, Oklahoma, 1979  
 Larry Moriarty, FB, Notre Dame, 1983-86  
 Mike Rozier, RB, Nebraska, 1987  
 Herman Hunter, RB, Tennessee State\*, 1987  
 Mike Rozier, RB, Nebraska, 1988-90  
 Victor Jones, RB, Louisiana State, 1991  
 Mike Davis, CB, Cincinnati, 1994  
 Anthony Dorsett, CB, Pittsburgh, 1996-97  
 Donald Mitchell, CB, Southern Methodist, 1999-2002  
 Rich Gardner, CB, Penn State, 2004-05  
 Eric King, CB, Wake Forest, 2006-08  
 Jason McCourty, CB, Rutgers, 2009-16  
 Jeremy McNichols, RB, Boise State, 2018  
 Mike Milton, CB, Georgia Tech, 2019-20  
 Bradley McDougald, S, Kansas, 2021  
 Greg Mabin, CB, Iowa, 2021  
 Tre Avery, CB, Rutgers, 2022

### 31

Doug Cline, LB, Clemson, 1960-66  
 Mike Voight, RB, North Carolina, 1977  
 Brian Duncan, RB, Southern Methodist, 1978  
 Gary Allen, RB, Hawaii, 1982  
 Jeff Donaldson, S, Colorado, 1984-87  
 Larry Joyner, S, Minnesota\*, 1987  
 Kurt Kafentzis, S, Hawaii\*, 1987  
 Keith McDonald, WR, San Jose State\*, 1987  
 Jeff Donaldson, S, Colorado, 1988-89  
 Quintin Jones, S, Pittsburgh, 1990  
 Marcus Robertson, S, Iowa State, 1991-2000  
 Lance Schulters, S, Hofstra, 2002-04  
 Marcus Randall, S, Louisiana State, 2005  
 Cortland Finnegan, CB, Samford, 2006-11  
 Markelle Martin, S, Oklahoma State, 2012  
 Bernard Pollard, S, Purdue, 2013-14  
 Josh Aubrey, S, Stephen F. Austin, 2015  
 Kevin Byard, S, Middle Tennessee State, 2016-22

### 32

Dave Smith, RB, Ripon, 1960-64  
 Jack Spikes, RB/K, Texas Christian, 1965  
 Hoyle Granger, RB, Mississippi State, 1966-70  
 Ward Walsh, RB, Colorado, 1971-72  
 Ron Lumpkin, CB, Arizona State, 1975  
 Vernon Perry, S, Jackson State, 1979-82  
 Stan Edwards, RB, Michigan, 1984-86  
 Alonzo Highsmith, FB, Miami (Fla.), 1987  
 Ricky Moore, FB, Alabama\*, 1987  
 Alonzo Highsmith, FB, Miami (Fla.), 1988-89  
 Spencer Tillman, RB, Oklahoma, 1992-94  
 Mike Archie, RB, Penn State, 1996  
 Tomur Barnes, CB, North Texas, 1997  
 Bobby Myers, S, Wisconsin, 2000-02  
 Antowain Smith, RB, Houston, 2004  
 Pacman Jones, CB, West Virginia, 2005-06  
 Robert Johnson, S, Utah, 2010-12  
 Micah Pellerin, DB, Hampton, 2013  
 Brandon Harris, CB, Miami (Fla.), 2014-15  
 David Fluellen, RB, Toledo, 2016-19  
 Darrynton Evans, RB, Appalachian State, 2020-21  
 Ugo Amadi, DB, Oregon, 2022

Greg Mabin, CB, Iowa, 2022

### 33

Bob White, RB, Ohio State, 1960  
 John Guzik, LB, Pittsburgh, 1961  
 Gene Babb, LB, Austin College, 1962-63  
 W.K. Hicks, CB, Texas Southern, 1964-69  
 Benny Johnson, CB, J.C. Smith, 1970-73  
 Mark Cotney, S, Cameron State, 1975  
 Joe Dawkins, RB, Wisconsin, 1976  
 J.C. Wilson, DB, Pittsburgh, 1978-83  
 Mike Rozier, RB, Nebraska, 1985-86  
 Spencer Tillman, RB, Oklahoma, 1987-88  
 Billy Bell, CB, Lamar, 1989  
 Gary Brown, RB, Penn State, 1991-95  
 Ronnie Harmon, RB, Iowa, 1996-97  
 Anthony Dorsett, CB, Pittsburgh, 1998-99  
 Michael Booker, CB, Nebraska, 2000-01  
 Greg Comella, FB, Stanford, 2002  
 Ray Jackson, RB, Cincinnati, 2003  
 Jarrett Payton, RB, Miami (Fla.), 2005  
 Michael Griffin, S, Texas, 2007-15  
 Tye Smith, CB, Towson, 2017  
 Dion Lewis, RB, Pittsburgh, 2018-19  
 Johnathan Joseph, CB, South Carolina, 2020  
 Desmond King II, CB, Iowa, 2020  
 Brady Breeze, S, Oregon, 2021  
 Jordan Wilkins, RB, Mississippi, 2021  
 A.J. Moore Jr., S, Mississippi, 2022  
 Jonathan Ward, RB, Central Michigan, 2022

### 34

Chuck Kendall, S, UCLA, 1960  
 Jack Laraway, LB, Purdue, 1961  
 Dalton Hoffman, RB, Baylor, 1964-65  
 Theo Viltz, CB, Southern California, 1966  
 Joe Dawkins, RB, Wisconsin, 1970-71  
 Willie Rodgers, RB, Kentucky State, 1972-75  
 Earl Campbell, RB, Texas, 1978-84

### 35

Bo Dickenson, RB, Southern Mississippi, 1963  
 John H. Johnson, RB, Arizona State, 1966  
 Woody Campbell, RB, Northwestern, 1967-71  
 Stan Edwards, RB, Michigan, 1982-83  
 Richard Williams, RB, Memphis State, 1984  
 Ray Wallace, FB, Purdue, 1986-87  
 Eric Cobble, RB, S.W. Texas State\*, 1987  
 John Henry Mills, TE/LB, Wake Forest, 1995  
 Marion Butts, RB, Florida State, 1995  
 Spencer George, RB, Rice, 1997  
 Perry Phenix, S, Southern Mississippi, 1998-2001  
 Robert Holcombe, RB, Illinois, 2002-04  
 Quinton Ganther, RB, Utah, 2006-08  
 Alvin Pearman, RB, Virginia, 2009  
 Chris Hawkins, CB, Louisiana State, 2011  
 Tracy Wilson, S, Northern Illinois, 2012  
 Shann Schillinger, S, Montana, 2013  
 Jemea Thomas, DB, Georgia Tech, 2014  
 Terrance West, RB, Towson, 2015  
 Curtis Riley, DB, Fresno State, 2016-17  
 Tramaine Brock Sr., CB, Belhaven, 2019  
 Chris Jackson, DB, Marshall, 2020-22

### 36

Donnie Stone, RB, Arkansas, 1966  
 Roy Hopkins, RB, Texas Southern, 1967-71  
 Bob Gresham, RB, West Virginia, 1973-74  
 Robert Holmes, RB, Southern, 1975  
 Carter Hartwig, DB, Southern California, 1979-84  
 Chuck Banks, FB, West Virginia Tech, 1987

## ALL-TIME JERSEY NUMBERS

Dee Thomas, CB, Nicholls State, 1990  
 Melvin Aldridge, S, Murray State, 1993  
 Mike Echols, CB, Wisconsin, 2002  
 Michael Waddell, CB, North Carolina, 2004-06  
 Rafael Little, RB, Kentucky, 2008  
 Jamar Love, CB, Arkansas, 2009  
 Darren Evans, Virginia Tech, 2012  
 Khalid Wooten, CB, Nevada, 2013-14  
 LeShaun Sims, CB, Southern Utah, 2016-19  
 Kareem Orr, CB, Chattanooga, 2020  
 Julius Chestnut, RB, Sacred Heart, 2022

### 37

Charlie Hennigan, WR, N.W. Louisiana, 1960  
 Ron Botchan, LB, Occidental, 1961  
 Jess Lewis, LB, Oregon State, 1970  
 Dave Olerich, LB, San Francisco, 1971  
 Jeff Severson, S, Cal State-Long Beach, 1973  
 Mike Reinfeldt, S, Wisconsin-Milwaukee, 1976-83  
 Rod Kush, S, Nebraska-Omaha, 1985-86  
 Victor Jones, RB, Louisiana State, 1990  
 Todd McNair, RB/FB, Temple, 1994  
 Rafael Robinson, S, Wisconsin, 1996  
 Dainon Sidney, CB, Alabama Birmingham, 1998-2002  
 Thomas Wright, S, Michigan State, 2003  
 Lamont Thompson, S, Washington State, 2003  
 Calvin Lowry, S, Penn State, 2006-07  
 Rod Hood, CB, Auburn, 2009-10  
 Tommie Campbell, CB, California (Pa.), 2011-13  
 Cody Riggs, CB, Notre Dame, 2015  
 Kalan Reed, CB, Southern Mississippi, 2016  
 Johnathan Cyprien, S, Florida International, 2017-18  
 Amani Hooker, DB, Iowa, 2019-2022

### 38

Rich Johnson, RB, Illinois, 1969  
 C.L. Whittington, FS, Prairie View, 1974-78  
 Willie Joyner, RB, Maryland, 1984  
 Domingo Bryant, S, Texas A&M, 1987  
 Mark Gehring, TE, Eastern Washington\*, 1987  
 Domingo Bryant, S, Texas A&M, 1988  
 Mike Dumas, S, Indiana, 1991-93  
 Dan Alexander, RB/FB, Nebraska, 2001  
 Jason Hebert, S, Rice, 2002  
 Tyrone Poole, CB, Fort Valley State, 2008  
 Pete Ittersagen, CB, Wheaton, 2010  
 Al Afalava, S, Oregon State, 2012  
 Brandon Ghee, CB, Wake Forest, 2014  
 B.W. Webb, CB, William & Mary, 2015  
 Greg Mabin, CB, Iowa, 2020  
 Mekhi Sargent, RB, Iowa, 2021  
 Buster Skrine, CB, Chattanooga, 2021  
 Davontae Harris, CB, Illinois State, 2022

### 39

Tom Smiley, RB, Lamar Tech, 1970  
 Robert Holmes, RB, Southern, 1971-72  
 Larry Poole, RB, Kent State, 1978  
 Adger Armstrong, RB, Texas A&M, 1980-82  
 Hubert Oliver, FB, Arizona, 1986  
 Andrew Jackson, RB, Iowa State, 1987  
 Lee Cole, CB, Arizona State, 1996  
 Nick Schommer, S, North Dakota State, 2010  
 Daimion Stafford, S, Nebraska, 2013-15  
 Dalyn Dawkins, RB, Colorado State, 2018  
 Breon Borders, CB, Duke, 2020-21  
 Terrance Mitchell, CB, Oregon, 2022

### 40

Tony Banfield, CB, Oklahoma State, 1960-65  
 Mickey Sutton, S, Auburn, 1966

Charlie Joiner, WR, Grambling, 1969  
 Lewis Jolley, RB, North Carolina, 1972-73  
 Donnie Craft, RB, Louisville, 1982-83  
 Butch Woolfolk, RB, Michigan, 1985-86  
 Dennis Lundy, RB, Northwestern, 1995  
 Wes Ours, FB, West Virginia, 2001  
 Justin Sandy, S, Northern Iowa, 2004-05  
 Jeremy Cain, FB/LS, Massachusetts, 2007  
 Yannik Cudjoe-Virgil, LB, Maryland, 2015  
 Jordan Williams, OLB, Tennessee, 2019  
 Kamalei Correa, OLB, Boise State, 2020  
 Dontrell Hilliard, RB, Tulane, 2021-22

### 41

Mark Johnston, CB, Northwestern, 1960-63  
 Keith Kinderman, RB, Florida State, 1965  
 Larry Carwell, CB, Iowa State, 1967-68  
 Leroy Mitchell, CB, Texas Southern, 1969-70  
 Leroy Sledge, RB, Bakersfield J.C., 1971  
 Alvin Wyatt, CB, Bethune-Cookman, 1973  
 Terence Wells, RB, Southern Mississippi, 1974  
 Sean Jackson, RB, Florida State, 1994  
 Lorenzo Neal, FB, Fresno State, 1999-2000  
 Kelly Herndon, CB, Toledo, 2007  
 Cary Williams, CB, Washburn, 2008-09  
 Corey Lynch, S, Appalachian State, 2013  
 J.R. Tavai, LB, Southern California, 2015  
 Brynden Trawick, S, Troy, 2017-18  
 Khari Blasingame, FB/RB, Vanderbilt, 2019-21  
 Zach Cunningham, LB, Vanderbilt, 2021-22

### 42

Sid Blanks, RB, Texas A&I, 1964-68  
 Jim Tolbert, CB, Lincoln, 1972  
 Tommy Maxwell, S, Texas A&M, 1974  
 Altie Taylor, RB, Utah State, 1976  
 Robert Woods, WR, Grambling, 1978  
 Boobie Clark, RB, Bethune-Cookman, 1979-80  
 Steve Avery, FB, Northern Michigan, 1989  
 Armon Williams, S/LB, Arizona, 1997  
 Skip Hicks, RB, UCLA, 2001  
 Scott McGarrahan, S, New Mexico, 2003-04  
 Damien Nash, RB, Missouri, 2005  
 Chris Henry, RB, Arizona, 2007-09  
 Collin Mooney, FB, Army, 2012-13  
 Dorin Dickerson, TE, Pittsburgh, 2015  
 Robert Spillane, LB, Western Michigan, 2018  
 D'Andre Walker, OLB, Georgia, 2019  
 Brooks Reed, OLB, Arizona, 2020  
 Joe Jones, LB, Northwestern, 2021-22

### 43

Jim Norton, S, Idaho, 1960-68

### 44

Charles Tolar, RB, N.W. Louisiana, 1960-66  
 Johnny Peacock, S, Houston, 1969-70  
 Fred Willis, RB, Boston College, 1972-77  
 Lorenzo White, RB, Michigan State, 1988-94  
 Steve Hendrickson, HB/F, California, 1995  
 Daryl Porter, S, Boston College, 2001  
 Troy Fleming, FB, Tennessee, 2004-05  
 Quinn Johnson, FB, Louisiana State, 2011  
 Jackie Battle, RB, Houston, 2014  
 Josh Carraway, OLB, Texas Christian, 2017  
 Kamalei Correa, OLB, Boise State, 2018-19  
 Vic Beasley Jr., OLB, Clemson, 2020  
 Matt Orzech, LS, Azusa Pacific, 2020  
 Tony Carter, FB, Louisiana State, 2021-22

### 45

Larry Onesti, LB, Northwestern, 1962-65  
 Jeff Severson, S, Cal State-Long Beach, 1974  
 Tim Wilson, RB/TE, Maryland, 1977-82  
 Ira Valentine, RB, Texas A&M, 1987  
 Tracy Johnson, FB, Clemson, 1989  
 John Simon, RB, Louisiana Tech, 2002  
 Ahmard Hall, FB, Texas, 2006-11  
 Quinn Johnson, FB, Louisiana State, 2012-13  
 Jalston Fowler, FB, Alabama, 2015-18  
 LaTroy Lewis, OLB, Tennessee, 2018  
 Rod Smith, RB, Ohio State, 2019  
 D'Onta Foreman, RB, Texas, 2020  
 Khari Blasingame, FB/RB, Vanderbilt, 2021  
 Chance Campbell, LB, Mississippi, 2022

### 46

Claude King, RB, Houston, 1961  
 Bob Jackson, RB, New Mexico State, 1964  
 Paul Guidry, LB, McNeese State, 1973  
 Jeff Queen, TE, Morgan State, 1974  
 Oliver Nicholson, LB, Texas Southern, 1975  
 Michael Roan, TE, Wisconsin, 1995  
 Connor Neighbors, FB, Louisiana State, 2015  
 Curtis Riley, CB, Fresno State, 2015  
 Joshua Kalu, DB, Nebraska, 2018-20  
 Morgan Cox, LS, Tennessee, 2021-22

### 47

Bobby Gordon, S, Tennessee, 1960  
 Bill Tobin, RB, Missouri, 1963  
 Pete Jaquess, CB, New Mexico, 1964-65  
 Allen Trammell, S, Florida, 1966  
 Ronnie Coleman, RB, Alabama A&M, 1974-81  
 Le'Shai Maston, RB, Baylor, 1993-94  
 Ben Hartsock, TE, Ohio State, 2006  
 Valentino Blake, CB, Texas El Paso, 2016  
 Matt Overton, LS, Western Washington, 2020  
 Andrew Adams, DB, Connecticut, 2022

### 48

Bob Atkins, S, Grambling, 1970-75  
 John Henry Mills, TE/LB, Wake Forest, 1993-94  
 Todd McNair, RB/FB, Temple, 1995  
 Brian Natkin, TE, Texas El-Paso, 2001  
 Casey Cramer, TE, Dartmouth, 2006-08  
 Beau Brinkley, LS, Missouri, 2012-20  
 Bud Dupree, OLB, Kentucky, 2021-22

### 49

Dick Cunningham, LB, Arkansas, 1973  
 Mike Barber, TE, Louisiana Tech, 1976  
 Sam Williams, CB, New Mexico Highlands, 1976  
 Arrike James, TE, Delta State, 1987  
 Roderick Lewis, TE, Arizona, 1994-97  
 Chad Hayes, TE, Maine, 2002  
 Spencer Toone, LB, Utah, 2006  
 LeVar Woods, LB, Iowa, 2006-07  
 Nick Dzubnar, LB, Cal Poly-San Luis Obispo, 2020-21

### 50

Dennit Morris, LB, Oklahoma, 1960-61  
 Bobby Maples, C, Baylor, 1965-70  
 Guy Murdock, C, Michigan, 1972  
 Bill Curry, C, Georgia Tech, 1973  
 Duane Benson, LB, Hamline, 1975-76  
 Daryl Hunt, LB, Oklahoma, 1979-84  
 Kirk Dodge, LB, Nevada-Las Vegas, 1986  
 Billy Kidd, C, Houston, 1987  
 Paul Vogel, LB, South Carolina\*, 1987  
 Eddie Robinson, LB, Alabama State, 1992-95

## ALL-TIME JERSEY NUMBERS

Terry Killens, LB, Penn State, 1996-2000  
 Rocky Boiman, LB, Notre Dame, 2002-05  
 David Thornton, LB, North Carolina, 2006-10  
 Kevin Malast, LB, Rutgers, 2011-12  
 Zaviar Gooden, LB, Missouri, 2013-14  
 Nate Palmer, LB Illinois State, 2016-18  
 Derick Roberson, OLB, Sam Houston State, 2019-21  
 Jack Gibbens, LB, Minnesota, 2022

### 51

John Simerson, G, Purdue, 1960  
 Ron Caveness, LB, Arkansas, 1966-68  
 Calvin Hunt, C, Baylor, 1972  
 Ron Lou, C, Arizona State, 1973  
 Ted Thompson, LB, Southern Methodist, 1975-84  
 Eric Fairs, LB, Memphis State, 1986-91  
 Micheal Barrow, LB, Miami (Fla.), 1993  
 Lemanski Hall, LB, Alabama, 1994-97  
 Lonnie Marts, LB, Tulane, 1998  
 Greg Favors, LB, Mississippi State, 1999-2001  
 Robert Reynolds, LB, Ohio State, 2004-06  
 Jorge Cordova, LB, Nevada, 2007  
 Gerald McRath, LB, Southern Mississippi, 2009-12  
 David Bass, LB, Missouri Western State, 2015-16  
 Will Compton, LB, Nebraska, 2018  
 David Long Jr., LB, West Virginia, 2019-22

### 52

Bob Schmidt, C, Minnesota, 1961-63  
 Sammy Odom, LB, N.W. Louisiana, 1964  
 Garland Boyette, LB, Grambling, 1966-72  
 Calvin Hunt, C, Baylor, 1973  
 Duane Benson, LB, Hamline, 1974  
 Robert Brazile, LB, Jackson State, 1975-84  
 Jay Pennison, C, Nicholls State, 1986  
 Billy Kidd, C, Houston\*, 1987  
 Jay Pennison, C, Nicholls State, 1987-90  
 Barron Wortham, LB, Texas El-Paso, 1994-99  
 Justin Ena, LB, Brigham Young, 2004  
 Colby Bockwoldt, LB, Brigham Young, 2006  
 Ryan Fowler, LB, Duke, 2007-08  
 Jamie Winborn, LB, Vanderbilt, 2009-10  
 Colin McCarthy, LB, Miami, 2011-14  
 Steve Johnson, LB, Kansas, 2015  
 Aaron Wallace, LB, UCLA, 2016-18  
 Hroniss Grasu, C, Oregon, 2019  
 Daniel Munyer, C, Colorado, 2020-21  
 Joe Schobert, LB, Wisconsin, 2022

### 53

Hugh Pitts, C, Texas Christian, 1960  
 Jerry Fowler, G, N.W. Louisiana, 1964  
 John Carrell, LB, Texas Tech, 1966  
 Lloyd Wainscott, LB, Texas, 1969-70  
 Ted Washington, LB, Mississippi Valley, 1973  
 Fred Hoaglin, C, Pittsburgh, 1974-75  
 Ron Lou, C, Arizona State, 1976  
 Art Stringer, LB, Ball State, 1977-79  
 Thomas Henderson, LB, Langston, 1980  
 Avon Riley, LB, UCLA, 1981-86  
 Eugene Seale, LB, Lamar, 1987  
 Thad Jefferson, LB, Hawaii\*, 1987  
 Eugene Seale, LB, Lamar, 1988-92  
 Brett Faryniarz, LB, San Diego State, 1994  
 Mark Stepnoski, C, Pittsburgh, 1995-98  
 Keith Bulluck, LB, Syracuse, 2000-09  
 Rennie Curran, LB, Georgia, 2010  
 Zac Diles, LB, Kansas State, 2012  
 Moise Fokou, LB, Maryland, 2013  
 Quentin Groves, LB, Auburn, 2014  
 Deiontrez Mount, LB, Louisville, 2015

Daren Bates, LB, Auburn, 2017-19  
 Will Compton, LB, Nebraska, 2020  
 Sharif Finch, OLB, Temple, 2021  
 Avery Williamson, LB, Kentucky, 2021  
 Dylan Cole, LB, Missouri State, 2021-22

### 54

John Meyer, LB, Notre Dame, 1966-67  
 Steve Quinn, C, Notre Dame, 1968  
 Claude Harvey, LB, Prairie View, 1971  
 Gregg Bingham, LB, Purdue, 1973-84  
 Al Smith, LB, Utah State, 1987  
 Larry Smith, LB, Kentucky\*, 1987  
 Al Smith, LB, Utah State, 1988-96  
 Phil Glover, LB, Utah, 1999  
 Rocky Calmus, LB, Oklahoma, 2002-04  
 Eugene Amano, C/G, S.E. Missouri State, 2005-12  
 Zac Diles, LB, Kansas State, 2013  
 Avery Williamson, LB, Kentucky, 2014-17  
 Rashaan Evans, LB, Alabama, 2018-21  
 Andre Smith, LB, North Carolina, 2022

### 55

John Frongillo, C, Baylor, 1962-66  
 Marion Rushing, LB, Southern Illinois, 1968  
 Richard Lewis, LB, Portland State, 1972  
 Ralph Cindrich, LB, Pittsburgh, 1973-74  
 Carl Mauck, C, Southern Illinois, 1975-81  
 Jim Romano, C, Penn State, 1984-86  
 John Flannery, G/C, Syracuse, 1991-94  
 John Henry Mills, TE/LB, Wake Forest, 1995-96  
 Eddie Robinson, LB, Alabama State, 1998-2001  
 Brad Kassell, LB, N. Texas State, 2002-05  
 Stephen Tulloch, LB, N.C. State, 2006-10  
 Barrett Ruud, LB, Nebraska, 2011  
 Zach Brown, LB, North Carolina, 2012-15  
 Sean Spence, LB, Miami (Fla.), 2016  
 Jayon Brown, LB, UCLA, 2017-21  
 Aaron Brewer, G/C, Texas State, 2022

### 56

Phil Perlo, G, Maryland, 1960  
 Wayne Frazier, C, Auburn, 1965  
 Olen Underwood, LB, Texas, 1966-70  
 Bob Young, G, Howad Payne, 1971  
 Guy Roberts, LB, Maryland, 1972-75  
 Dennis Havig, G, Colorado, 1976  
 Mike Murphy, LB, S.W. Missouri State, 1979  
 Art Stringer, LB, Ball State, 1980-81  
 Robert Abraham, LB, N.C. State, 1982-87  
 Toby Caston, LB, Louisiana State, 1988  
 Scott Kozak, LB, Oregon, 1989-93  
 Micheal Barrow, LB, Miami (Fla.), 1994-96  
 Lonnie Marts, LB, Tulane, 1997  
 Randall Godfrey, LB, Georgia, 2000-02  
 Ray Wells, LB, Arizona, 2003  
 Cody Spencer, LB, North Texas, 2004-05  
 Jon Dorenbos, LS, Texas El-Paso, 2006  
 Colin Allred, LB, Baylor, 2007-10  
 Akeem Ayers, LB, UCLA, 2011-14  
 Dontay Moch, OLB, Nevada, 2014  
 Sharif Finch, OLB, Temple, 2018-19  
 Daren Bates, LB, Auburn, 2020  
 Monty Rice, LB, Georgia, 2021-22

### 57

George Belotti, C, Southern California, 1960-61  
 Ed Watson, LB, Grambling, 1969  
 Richard Cheek, G, Auburn, 1972  
 Sam Gruneisen, C, Villanova, 1973  
 Steve Kiner, LB, Tennessee, 1974-78

John Corker, LB, Oklahoma State, 1980-82  
 Tim Joiner, LB, Louisiana State, 1983-84  
 Walter Johnson, LB, Louisiana Tech, 1987  
 Byron Johnson, LB, Baylor\*, 1987  
 Walter Johnson, LB, Louisiana Tech, 1988  
 Lenoy Jones, LB, Texas Christian, 1996-98  
 Frank Chamberlin, LB, Boston College, 2000-02  
 Jordan Kramer, LB, Idaho, 2003-04  
 Jon Dorenbos, LS, Texas El-Paso, 2005  
 Terna Nande, LB, Miami (Ohio), 2006  
 Rich Scanlon, LB, Syracuse, 2007  
 Josh Stamer, LB, South Dakota, 2008  
 Patrick Bailey, LB, Duke, 2010-13  
 James Anderson, LB, Virginia Tech, 2014  
 Justin Staples, LB, Illinois, 2014-16  
 Nigel Harris, LB, South Florida, 2018-19  
 Wyatt Ray, OLB, Boston College, 2020, 2022  
 Tarell Basham, OLB, Ohio, 2022

### 58

Pete Barnes, LB, Southern, 1967-68  
 Ron Pritchard, LB, Arizona State, 1969-72  
 Marvin Davis, LB, Southern, 1974  
 Ralph Cindrich, LB, Pittsburgh, 1975  
 Tim Rossovich, LB, Southern California, 1976  
 David Carter, C, Western Kentucky, 1977-84  
 Mike Kelley, C/G, Notre Dame, 1985-87  
 John Brantley, LB, Georgia, 1989  
 Joe Bowden, LB, Oklahoma, 1992  
 Wilber Marshall, LB, Florida, 1993  
 Joe Bowden, LB, Oklahoma, 1995-99  
 Byron Thweatt, LB, Virginia, 2001  
 Ken Amato, LS, Montana State, 2003-11  
 Xavier Adibi, LB, Virginia Tech, 2012  
 Shaun Phillips, OLB, Purdue, 2014  
 Kaelin Burnett, LB, Nevada, 2014  
 Harold Landry III, OLB, Boston College, 2018-22

### 59

Phil Croyle, LB, Cal-Berkeley, 1971-73  
 Brian McConnell, LB, Michigan, 1973  
 Ted Washington, LB, Mississippi Valley, 1974-82  
 John Grimsley, LB, Kentucky, 1984-87  
 Scott Fox, LB, Austin Peay\*, 1987  
 John Grimsley, LB, Kentucky, 1988-90  
 Joe Bowden, LB, Oklahoma, 1993-94  
 James Logan, LB, Memphis, 1995  
 Dennis Stallings, LB, Illinois, 1997-98  
 Doug Colman, LB, Nebraska, 1999  
 Peter Sirmon, LB, Oregon, 2000-06  
 Gilbert Gardner, LB, Purdue, 2007  
 Stanford Kegl, LB, Purdue, 2008-09  
 Tim Shaw, LB, Penn State, 2010-12  
 Rob Turner, C/G, New Mexico, 2013  
 Wesley Woodyard, LB, Kentucky, 2014-19  
 Tuzar Skipper, OLB, Toledo, 2020  
 John Simon, OLB, Ohio State, 2021  
 Derrek Tuszka, OLB, North Dakota State, 2022  
 Sam Okuayinonu, DE, Maryland, 2022

### 60

Jim McCanless, G, Clemson, 1960  
 Buzz Guy, G, Duke, 1961  
 Tom Regner, G, Notre Dame, 1967-72  
 Al Jenkins, G, Morris Brown, 1973  
 Ed Fisher, G, Arizona State, 1975-82  
 Hicham El-Mashtoub, C, Arizona, 1995-96  
 Kevin Long, C, Florida State, 1998-2001  
 Aaron Graham, C, Nebraska, 2002  
 Jacob Bell, G/T, Miami (Ohio), 2004-07  
 Kevin Matthews, C, Texas A&M, 2010-12

## ALL-TIME JERSEY NUMBERS

Chris Spencer, G/C, Mississippi, 2013-14  
 Quinton Spain, G, West Virginia, 2015  
 Ben Jones, C, Georgia, 2016-22

### 61

Bob Talamini, G, Kentucky, 1960-67  
 Hank Autry, C, Southern Mississippi, 1969-70  
 Walter Highsmith, T, Florida A&M, 1972  
 Harris Jones, G, J.C. Smith, 1973-74  
 Larry Harris, G, Oklahoma State, 1978  
 Wes Phillips, T, Lenoir Rhyne, 1979  
 Purvis Hunt, G/T, Mississippi State, 1995-96  
 Evan Pilgrim, G, Brigham Young, 1998  
 Barry Hall, OT, Middle Tennessee State, 2001  
 Marico Portis, G, Alabama, 2004  
 Joel Rodriguez, C, Miami (Fla.), 2005  
 Fernando Velasco, C/G, Georgia, 2009-12  
 Kevin Matthews, C, Texas A&M, 2013  
 Corey Levin, G/C, Chattanooga, 2017  
 Aaron Stinnie, G, James Madison, 2018-19  
 Corey Levin, G/C, Chattanooga, 2021  
 Le'Raven Clark, T, Texas Tech, 2022

### 62

Wahoo McDaniel, LB, Oklahoma, 1960  
 Dick Frey, G, Texas A&M, 1961  
 Jim Hayes, DT, Jackson State, 1965-66  
 Ed Marcontell, G, Lamar Tech, 1967  
 Jim LeMoine, G, Utah State, 1968-69  
 Ken Grant, G, Howard Payne, 1970  
 Jerry Sturm, C, Illinois, 1971  
 Ralph Miller, G, Alabama State, 1972-73  
 John Schuhmacher, G, Southern California, 1978-85  
 Jerrell Franklin, G, Southern\*, 1987  
 Doug Kellemeier, G, Brigham Young\*, 1987  
 Craig Page, C, Georgia Tech, 1999  
 Kyle DeVan, C/G, Oregon State, 2012  
 Brian Schwenke, C, California, 2013-17  
 Corey Levin, G/C, Chattanooga, 2018  
 Aaron Brewer, G/C, Texas State, 2020-21  
 Corey Levin, C/G, Chattanooga, 2022

### 63

Hogan Wharton, G, Houston, 1960-63  
 Doug Wilkerson, G, North Carolina Central, 1970  
 Levert Carr, T, No. Central State, 1972-73  
 Ronnie Carroll, G/DT, Sam Houston State, 1974-75  
 Steve Baumgartner, DE, Purdue, 1977-79  
 Bob Young, G, Howad Payne, 1980  
 Mike Munchak, G, Penn State, 1982-93

### 64

Fred Wallner, G, Notre Dame, 1960  
 Willis Perkins, G, Texas Southern, 1961, 1963  
 Bud McFadin, DT, Texas, 1964-65  
 Dick Swatland, G, Notre Dame, 1968  
 Ron Saul, G, Michigan State, 1970-75  
 George Reihner, G, Penn State, 1977-80, 1982  
 Joe Dixon, DT, Tulsa, 1987  
 Erik Norgard, C/G, Colorado, 1990-98  
 Gennaro DiNapoli, G, Virginia Tech, 2002  
 Eugene Amano, C/G, S.E. Missouri State, 2004  
 Seth Wand, T, N.W. Missouri State, 2006  
 Leroy Harris, G/C, N.C. State, 2007-12  
 Josh Kline, G, Kent State, 2016-18  
 Nate Davis, G, Charlotte, 2019-22

### 65

Gary Greaves, DE, Miami (Fla.), 1960  
 Elvin Bethea, DE, North Carolina A&T, 1968-83

### 66

Leo Reed, G, Colorado State, 1961  
 Sonny Bishop, G, Fresno State, 1964-69  
 Tom Funchess, T, Jackson State, 1971-73  
 Greg Davidson, C, North Texas, 1980-82  
 Pat Howell, G, Southern California, 1983-85  
 Clay Miller, T, Michigan\*, 1987  
 George Yarno, C/G, Washington State, 1989  
 Doug Dawson, G, Texas, 1990-93  
 Jason Layman, T/G, Tennessee, 1996-99  
 Gennaro DiNapoli, G, Virginia Tech, 2000-01  
 Mike Otto, T, Purdue, 2007-13  
 Josue Matias, G/T, Florida State, 2016  
 Kevin Pamphile, G/T, Purdue, 2018-19

### 67

John Wittenborn, G, S.E. Missouri, 1964-68  
 Mike Fanucci, DE, Arizona State, 1973  
 Jimmy Dean, DE, Texas A&M, 1978  
 Mike Stensrud, DT, Iowa State, 1979-85  
 Karl Morgan, DT, UCLA, 1986  
 Bob Otto, DE, Idaho State\*, 1987  
 Jim Reid, T/G, Virginia, 1994-95  
 Tom Ackerman, G, Eastern Washington, 2002-03  
 Mitch Petrus, G, Arkansas, 2012  
 Andy Levitre, G, Oregon State, 2013-14  
 Quinton Spain, G, West Virginia, 2016-18  
 Xavier Newman, C/G, Baylor, 2022

### 68

Tom Goode, C, Mississippi State, 1963-65  
 Rich Stotter, LB, Houston, 1968  
 Brian Goodman, G, UCLA, 1973-74  
 Al Burton, DE, Bethune-Cookman, 1976  
 Tom Randall, G, Iowa State, 1979  
 Ralph Williams, G, Southern, 1982  
 Les Studdard, C, Texas, 1983  
 Mike Golic, DT, Notre Dame, 1985-87  
 Vince Stroth, G, Brigham Young, 1987  
 Almon Young, G, Bethune-Cookman\*, 1987  
 Tim Roberts, DT, Southern Mississippi, 1992-94  
 Matt Martin, T, Kansas State, 2002-03  
 Kevin Mawae, C, Louisiana State, 2006-09  
 Byron Stingily, T, Louisville, 2011-14  
 Austin Pasztor, OL, Virginia, 2018  
 Bobby Hart, T, Florida State, 2021  
 Zack Johnson, OL, North Dakota State, 2022

### 69

Tom Goode, C, Mississippi State, 1962  
 Terry Stoepel, T, Tulsa, 1970  
 Solomon Freelon, G, Grambling, 1972-74  
 Andy Dorris, DE, New Mexico State, 1977-81  
 Al Steinfeld, G/T, C.W. Post, 1983  
 Doug Williams, T/G, Texas A&M, 1986-87  
 Brett Petersmark, C, Eastern Michigan\*, 1987  
 Doug Williams, T/G, Texas A&M, 1988  
 Jon Runyan, T, Michigan, 1996-99  
 Zach Piller, G, Florida, 2000-2006  
 Zach Clayton, DT, Auburn, 2011  
 Eric Olsen, G/C, Notre Dame, 2014  
 Andy Gallik, C/G, Boston College, 2015  
 Tyler Marz, T, Wisconsin, 2018  
 Christian DiLauro, T, Illinois, 2021  
 Daniel Munyer, C, Colorado, 2022

### 70

Al Jamison, T, Colgate, 1960-62  
 Scott Appleton, DT, Texas, 1964-66  
 Carel Stith, DT, Nebraska, 1967-69  
 Jim Harvey, G, Mississippi, 1972

Robert Wells, T, J.C. Smith, 1972  
 Tody Smith, DE, Southern California, 1973  
 Ed Fisher, G, Arizona State, 1974  
 Conway Hayman, G, Delaware, 1975-80  
 Malcolm Taylor, DE, Tennessee State, 1982-83  
 Dean Steinkuhler, G/T, Nebraska, 1984-91  
 Stan Thomas, T, Texas, 1993-95  
 Mark Hatfield, T, Bishop's (Que.), 1995  
 Adam Haayer, OT, Minnesota, 2001  
 Daniel Loper, OT, Texas Tech, 2005-08  
 Troy Kropog, OL, Tulane, 2009-10, 2012  
 Daniel Baldrige, T, Marshall, 2012  
 Chance Warmack, G, Alabama, 2013-16  
 Ty Sambrailo, T, Colorado State, 2020-21  
 Jordan Roos, G, Purdue, 2022

### 71

Pete Davidson, WR, Citadel, 1960  
 Stanley Faulkner, T, Texas, 1964  
 Willie Jones, DE, Kansas State, 1967  
 Tom Domres, DT, Wisconsin, 1968-71  
 Bubba McCollum, DT, Kentucky, 1974  
 Todd Simonsen, T, South Dakota State, 1976  
 Joe Owens, DE, Alcorn State, 1976  
 Ken Kennard, DE, Angelo State, 1977-83  
 Richard Byrd, DT, Southern Mississippi, 1985-89  
 Craig Veasey, DT/DE, Houston, 1992  
 Mike Teeter, DE, Michigan, 1993-94  
 Craig Veasey, DT/DE, Houston, 1995  
 Melvin Hayes, T, Mississippi State, 1996-97  
 Zach Piller, G, Florida, 1999  
 Fred Miller, T, Baylor, 2000-04  
 Michael Roos, T, Eastern Washington, 2005-14  
 Dennis Kelly, T, Purdue, 2016-20  
 Kendall Lamm, T, Appalachian State, 2021  
 Dennis Daley, OL, South Carolina, 2022

### 72

Jerry Helluin, DT, Tulane, 1960  
 Bob Kelly, DT, New Mexico State, 1962  
 Dan Lanphear, DE, Wisconsin, 1962  
 Jack Klotz, T, Penn State, 1964  
 George Rice, DT, Louisiana State, 1966-70  
 Kevin Hunt, T, Doane (Neb.), 1973-77  
 Mark Koncar, T, Colorado, 1982  
 Brian Sochia, DT, N.W. Oklahoma, 1983-85  
 Kent Hill, G, Georgia Tech, 1986-87  
 Willis Peguese, DE, Miami (Fla.), 1990-92  
 Brad Hopkins, T, Illinois, 1993-2005  
 Hall Davis, DE, Louisiana-Lafayette, 2010  
 Deuce Lutui, G, Southern California, 2012  
 Pat McQuistan, G/T, Weber State, 2013  
 Michael Oher, T, Mississippi, 2014  
 David Quessenberry, OL, San Jose State, 2019-21  
 Jayden Peevy, DE, Texas A&M, 2022

### 73

Dan Lanphear, DE, Wisconsin, 1960  
 Bob Kelly, DT, New Mexico State, 1961  
 Bill Herchman, DT, Texas Tech, 1962  
 Bob Kelly, DT, New Mexico State, 1963-64  
 Norman Evans, T, Texas Christian, 1965  
 George Allen, DT, West Texas State, 1966-67  
 Bob Robertson, T, Illinois, 1968  
 Leo Brooks, DT, Texas-Austin, 1970-72  
 Vernon Vanoy, DT, Kansas, 1973  
 Greg Sampson, T, Stanford, 1973-78  
 Harvey Salem, T, Cal-Berkeley, 1983-86  
 John Davis, G/C, Georgia Tech, 1987-88  
 David Williams, T, Florida, 1989-95  
 Scott Sanderson, T, Washington State, 1997-2000



## ALL-TIME JERSEY NUMBERS

Justin Geisinger, C/G, Vanderbilt, 2006  
 Jake Scott, G, Idaho, 2008-11  
 Steve Hutchinson, G, Michigan, 2012  
 Jeremiah Poutasi, G/T, Utah, 2015  
 Jemarco Jones, OL, Ohio State, 2022

### 74

George Shirkey, DT, Stephen F. Austin, 1960-61  
 Dudley Meredith, DT, Lamar Tech, 1963  
 Arthur Strahan, DE, Texas Southern, 1965  
 Willie Parker, DT, Arkansas AM&N, 1967-70  
 Gene Ferguson, T, Norfolk State, 1971-72  
 Lee Thomas, DE, Jackson State, 1975  
 Leon Gray, OT, Jackson State, 1979-81  
 Bruce Matthews, G/C/T, Southern California, 1983-2001

### 75

Don Floyd, DE, Texas Christian, 1960-68  
 Dudley Meredith, DT, Lamar Tech, 1968  
 Elbert Drungo, T, Tennessee State, 1969-77  
 Jesse Baker, DE, Jacksonville State (Ala.), 1979-87  
 Kenny Neil, DE, Iowa State\*, 1987  
 Vince Stroth, G, Brigham Young, 1988  
 Craig Veasey, DT/DE, Houston, 1993  
 Bill Schultz, G, Southern California, 1994  
 Irv Eatman, T, UCLA, 1995-96  
 Benji Olson, G, Washington, 1998-2007  
 Jovan Haye, DT, Vanderbilt, 2009-10  
 Keyunta Dawson, DE, Texas Tech, 2012-13  
 Terren Jones, T, Alabama State, 2014  
 Antwaun Woods, NT, Southern California, 2016  
 Jamil Douglas, G, Arizona State, 2019-20  
 Dillon Radunz, OL, North Dakota State, 2021-22

### 76

Dalva Allen, DE, Houston, 1960  
 Walt Suggs, T, Mississippi State, 1962-71  
 Al Cowlings, LB, Southern California, 1973-74  
 Morris Towns, T, Missouri, 1977-83  
 Eric Moran, T, Washington, 1984-86  
 Vince Stroth, G, Brigham Young, 1987  
 Doug Mikolas, NT, Portland State, 1988  
 Jeff Alm, DT, Notre Dame, 1990-93  
 Jason Matthews, T, Texas A&M, 1998-2004  
 David Stewart, T, Mississippi State, 2005-13  
 Will Svitek, T, Stanford, 2014  
 Byron Bell, OL, New Mexico, 2015-16  
 Rodger Saffold III, G, Indiana, 2019-21

### 77

Rich Michael, T, Ohio State, 1960-66  
 Rich Marshall, DT, Stephen F. Austin, 1967-68  
 Ben Mayes, DT, Drake, 1969  
 Spain Musgrove, DT, Utah State, 1970  
 Sam Walton, T, East Texas State, 1971  
 Council Rudolph, DE, Kentucky State, 1972  
 Sid Smith, C, Southern California, 1974  
 Bubba Smith, DE, Michigan State, 1975-76  
 James Young, DE, Texas Southern, 1977-79  
 Angelo Fields, T, Michigan State, 1980-81  
 Doug France, T, Ohio State, 1983-84  
 Malcolm Taylor, DE, Tennessee State, 1986  
 Barry Pettyjohn, T, Pittsburgh, 1987  
 Scott Boucher, G, N.E. Louisiana\*, 1987  
 Bruce Davis, T, UCLA, 1987-89  
 Kevin Donnalley, T/G, North Carolina, 1991-97  
 Rod Walker, DT, Troy State, 2000  
 Justin Hartwig, G, Kansas, 2002-05  
 Sean Conover, DE, Bucknell, 2006-07  
 Ryan Durand, G, Syracuse, 2010, 2012

Taylor Lewan, T, Michigan, 2014-22

### 78

Ron Morrison, T, New Mexico, 1960  
 Byron Beams, DT, Notre Dame, 1961  
 Ed Culpepper, DT, Alabama, 1962-63  
 Maxie Williams, G, S.E. Louisiana, 1965  
 Glen Ray Hines, T, Arkansas, 1966-70  
 Mike Tilleman, DT, Montana, 1971-72  
 John Matuszak, DT, Tampa, 1973  
 Curley Culp, DT, Arizona State, 1974-80  
 Nick Eyre, T, Brigham Young, 1981  
 Jerome Foster, DE, Ohio State, 1983-84  
 Don Maggs, T/G, Tulane, 1986-92  
 Keith McCants, DE, Alabama, 1993-94  
 Anthony Cook, DE/DT, South Carolina State, 1995-98  
 John Thornton, DT, West Virginia, 1999-2002  
 Todd Williams, G/T, Florida State, 2003-05  
 DeQuincy Scott, DE/DT, Southern Mississippi, 2006  
 Jacob Ford, DE, Central Arkansas, 2007-10  
 Leger Douzable, DE, Central Florida, 2012  
 Joe Looney, C, Wake Forest, 2015  
 Jack Conklin, T, Michigan State, 2016-19  
 Marshall Newsome, T, Texas Christian, 2020  
 Woodrow Hamilton IV, DT, Mississippi, 2021  
 Da'Shawn Hand, DE, Alabama, 2021  
 Nicholas Petit-Frere, OL, Ohio State, 2022

### 79

Orville Trask, DT, Rice, 1960-61  
 Pat Holmes, DE, Texas Tech, 1966-72  
 Jim White, DE, Colorado State, 1974-75  
 Ernest Kirk, DE, Howard Payne, 1977  
 Wilson Whitley, DT, Houston, 1983  
 Bryan Caldwell, DE, Arizona State, 1984  
 Ray Childress, DL, Texas A&M, 1985-95  
 Saul Patu, DT, Oregon, 2001  
 Kevin Aldridge, DE/DT, Southern Methodist, 2002  
 Marcus White, DT, Murray State, 2005  
 Ulrich Winkler, DE, None, 2008  
 Kareem Brown, DL, Miami (Fla.), 2010  
 Pannel Egboh, DE, Stanford, 2012  
 Jarius Wynn, DE, Georgia, 2012  
 Jamon Meredith, T, South Carolina, 2014-15  
 Sebastian Tretola, G, Arkansas, 2016  
 Isaiah Wilson, T, Georgia, 2020

### 80

James Yeats, TE, Florida, 1960  
 Dalva Allen, DE, Houston, 1961  
 Gary Cutsinger, DE, Oklahoma State, 1962-67  
 Andy Rice, DT, Texas Southern, 1967  
 Gary Cutsinger, DE, Oklahoma State, 1968  
 Glenn Woods, DT, Prairie View, 1969  
 Ron Mayo, TE, Morgan State, 1973  
 John Little, DT, Oklahoma State, 1975-76  
 Harold Bailey, WR, Oklahoma State, 1982-83  
 Eric Mullins, WR, Stanford, 1984-85  
 Steve Tasker, WR, Northwestern, 1985-86  
 Curtis Duncan, WR, Northwestern, 1987  
 Leonard Harris, WR, Texas Tech\*, 1987  
 Curtis Duncan, WR, Northwestern, 1988-93  
 Haywood Jeffires, WR, N.C. State, 1994  
 James Thornton, TE, Cal State-Fullerton, 1995  
 Michael Roan, TE, Wisconsin, 1996-99  
 Chris Coleman, WR, N.C. State, 2001  
 Darrell Hill, WR, Northern Illinois, 2002-04  
 Bo Scaife, TE, Texas, 2005-10  
 Visanthe Shiancoe, TE, Morgan State, 2013  
 Derek Hagan, WR, Arizona State, 2014

Anthony Fasano, TE, Notre Dame, 2015-16  
 Chester Rogers, WR, Grambling State, 2021  
 C.J. Board, WR, Chattanooga, 2022

### 81

Bob McLeod, TE, Abilene Christian, 1961-65  
 Jim Beirne, WR, Purdue, 1968-73  
 John Sawyer, TE, Southern Mississippi, 1975-76  
 Johnnie Dirden, WR, Sam Houston, 1978  
 Jeff Groth, WR, Bowling Green, 1979-80  
 Steve Bryant, WR, Purdue, 1982-84  
 Ernest Givins, WR, Louisville, 1986-94  
 Chris Sanders, WR, Ohio State, 1995-2001  
 Jake Schifino, WR, Akron, 2002-04  
 Jason McAddley, WR, Alabama, 2004  
 Brandon Jones, WR, Oklahoma, 2005-08  
 Kevin Curtis, WR, Utah State, 2011  
 Brandon Barden, TE, Vanderbilt, 2012-13  
 Josh Stewart, WR, Oklahoma State, 2014  
 Rico Richardson, WR, Jackson State, 2015  
 Jonnu Smith, TE, Florida International, 2017-20  
 Racey McMath, WR, Louisiana State, 2021  
 Austin Hooper, TE, Stanford, 2022

### 82

John Carson, TE, Georgia, 1960  
 Ed Husmann, DT, Nebraska, 1961-65  
 Ron Billingsley, DT, Wyoming, 1971-72  
 Mack Alston, TE, Maryland State, 1974-76  
 Gary Garrison, WR, San Diego State, 1977  
 Mike Renfro, WR, Texas Christian, 1978-83  
 Herkie Walls, WR, Texas, 1984  
 Willie Drewrey, WR, West Virginia, 1985-88  
 Tony Jones, WR, Texas, 1990-91  
 Mario Bailey, WR, Washington, 1992  
 Travis Hannah, WR, Southern California, 1993-95  
 Shedrick Wilson, WR, Louisiana State, 1996  
 Derrick Mason, WR, Michigan State, 1997  
 Yancey Thigpen, WR, Winston-Salem State, 1998-2000  
 Eddie Berlin, WR, Northern Iowa, 2001-04  
 Courtney Roby, WR, Indiana, 2005-06  
 Biren Ealy, WR, Houston, 2007  
 Donnie Avery, WR, Houston, 2011  
 Delanie Walker, TE, Central Missouri, 2013-19

### 83

Ron Nery, DE, Kansas State, 1963  
 Willie Frazier, TE, Arkansas A&M, 1964-65, 1971  
 Bruce Bergey, DT, UCLA, 1971  
 Dave Parks, WR, Texas Tech, 1973  
 Jerry Broadnax, TE, Southern, 1974  
 Willie Frazier, TE, Arkansas A&M, 1975  
 Melvin Baker, WR, Texas Southern, 1976  
 Warren Anderson, WR, West Virginia State, 1978  
 Tim Smith, WR, Nebraska, 1980-86  
 Joey Walters, WR, Clemson, 1987  
 Leonard Harris, WR, Texas Tech, 1988-93  
 Tony Jones, WR, Texas, 1993  
 Malcolm Floyd (Seabron), WR, Fresno State, 1994-96  
 Isaac Byrd, WR, Kansas, 1997-99  
 Mike Leach, TE, William & Mary, 2000-01  
 Drew Bennett, WR, UCLA, 2002-06  
 Eric Moulds, WR, Mississippi State, 2007  
 Alge Crumpler, TE, North Carolina, 2008-09  
 Marc Mariani, WR, Montana, 2010-13  
 Rico Richardson, WR, Jackson State, 2014  
 Harry Douglas, WR, Louisville, 2015-17  
 Ryan Izzo, TE, Florida State, 2021

### 84

## ALL-TIME JERSEY NUMBERS

Jack Atchason, TE, Western Illinois, 1960  
 Ron McDole, DE, Nebraska, 1962  
 Bill Miller, DT, New Mexico Highlands, 1962  
 Ray Jacobs, DT, Howard Payne, 1963  
 Johnny Baker, LB, Mississippi State, 1963-66  
 Donnie Davis, TE, Southern, 1970  
 Mack Alston, TE, Maryland State, 1973  
 Billy Johnson, WR/KR, Widener, 1974-80  
 Mike Holston, WR, Morgan State, 1981-84  
 Herkie Walls, WR, Texas, 1985  
 Haywood Jeffires, WR, N.C. State, 1987-93  
 Webster Slaughter, WR, San Diego State, 1994  
 Haywood Jeffires, WR, N.C. State, 1995  
 Willie Davis, WR, Central Arkansas, 1997-98  
 Roell Preston, WR, Mississippi, 1999  
 Larry Brown, TE, Georgia, 1999-2000  
 Bashir Yamini, WR, Iowa, 2000  
 Chris Jackson, WR, Washington State, 2000  
 Shad Meier, TE, Kansas State, 2001-04  
 Ben Troupe, TE, Florida, 2005-07  
 Dwayne Blakley, TE, Missouri, 2008  
 Mark Jones, WR, Tennessee, 2009  
 Randy Moss, WR, Marshall, 2010  
 Taylor Thompson, TE, Southern Methodist, 2012-14  
 Corey Davis, WR, Western Michigan, 2017-20

### 85

Danny Brabham, LB, Arkansas, 1963-67  
 Floyd Rice, LB, Alcorn A&M, 1971-73  
 Tody Smith, DE, Southern California, 1974-76  
 Richard Ellender, WR, McNeese State, 1979  
 Carl Roaches, KR, Texas A&M, 1980-84  
 Drew Hill, WR, Georgia Tech, 1985-87  
 Chris Darrington, WR, Weber State\*, 1987  
 Drew Hill, WR, Georgia Tech, 1988-91  
 Willie Drewrey, WR, West Virginia, 1993  
 Pat Carter, TE, Florida State, 1994  
 Derek Russell, WR, Arkansas, 1996-97  
 Derrick Mason, WR, Michigan State, 1998-2004  
 Gregg Guenther, TE, Southern California, 2005  
 Jonathan Orr, WR, Wisconsin, 2006  
 Jamie Petrowski, TE, Indiana State, 2007  
 Nate Washington, WR, Tiffin, 2009-14  
 Chase Coffman, TE, Missouri, 2015  
 MyCole Pruitt, TE, Southern Illinois, 2018-21  
 Chig Okonkwo, TE, Maryland, 2022

### 86

John White, TE, Texas Southern, 1960-61  
 Bucky Wegener, DT, Missouri, 1962-63  
 Stan Fanning, DE, Idaho, 1964  
 Robert Evans, E, Texas A&M, 1965  
 Monte Ledbetter, WR, N.W. Louisiana, 1967  
 Mac Haik, WR, Mississippi, 1968-71  
 Clifton McNeil, WR, Grambling, 1973  
 Nat Hawkins, WR, Nevada-Las Vegas, 1975  
 Mike Barber, TE, Louisiana Tech, 1977-81  
 Walt Arnold, TE, New Mexico, 1982  
 Herkie Walls, WR, Texas, 1983  
 Mike Akiu, WR, Hawaii, 1985-86  
 Oliver Williams, WR, Illinois\*, 1987  
 Kenny Jackson, WR, Penn State, 1989  
 Alex Johnson, WR, Miami (Fla.), 1991  
 Corey Harris, WR, Vanderbilt, 1992  
 Damon Mays, WR, Missouri, 1992-93  
 Derek Russell, WR, Arkansas, 1995  
 Willie Davis, WR, Central Arkansas, 1996  
 Joey Kent, WR, Tennessee, 1997-99  
 Carl Pickens, WR, Tennessee, 2000  
 Justin McCareins, WR, Northern Illinois, 2001-03  
 Ben Troupe, TE, Florida, 2004  
 Roydell Williams, WR, Tulane, 2005-07

Daniel Graham, TE, Colorado, 2011  
 Chase Coffman, TE, Missouri, 2014  
 Andrew Turzilli, WR, Rutgers, 2015  
 Paul Zaeske, WR, North Park, 1969-70  
 Anthony Firkser, TE, Harvard, 2018-21  
 Kevin Rader, TE, Youngstown State, 2022

### 87

Charlie Hennigan, WR, N.W. Louisiana, 1961-66  
 Lionel Taylor, WR, New Mexico Highlands, 1967-68  
 Paul Zaeske, WR, North Park, 1969-70  
 Linzy Cole, WR, Texas Christian, 1971  
 Jim Butler, TE, Tulsa, 1972  
 Dave Smith, WR, Indiana (Pa.), 1972  
 Eddie Hinton, WR, Oklahoma, 1973  
 Emmett Edwards, WR, Kansas, 1975  
 Al Darby, WR, Florida, 1976  
 Conrad Rucker, TE, Southern, 1978-79  
 Dave Casper, TE, Notre Dame, 1980-83  
 Walt Arnold, TE, New Mexico, 1983  
 Jamie Williams, TE, Nebraska, 1984-87  
 Scott Eccles, TE, E. New Mexico\*, 1987  
 Jamie Williams, TE, Nebraska, 1988  
 Bob Mrosko, TE, Penn State, 1989  
 Pat Coleman, WR, Mississippi, 1990-94  
 James McKeenan, TE, Texas A&M, 1995-97  
 Kevin Dyson, WR, Utah, 1998-2002  
 Tyrone Calico, WR, Middle Tennessee State, 2003-05  
 David Givens, WR, Notre Dame, 2006-07  
 Lavelle Hawkins, WR, California, 2008-12  
 Kevin Walter, WR, Eastern Michigan, 2013  
 Brett Brackett, TE, Penn State, 2014  
 Marc Mariani, WR, Montana, 2016  
 Eric Decker, WR, Minnesota, 2017  
 Geoff Swaim, TE, Texas, 2020-22

### 88

Albert Witcher, S, Baylor, 1960  
 Willard Dewweall, TE, Southern Methodist, 1961-64  
 Bob Poole, TE, Clemson, 1966-67  
 Ed Carrington, TE, Virginia, 1969  
 Claude Harvey, LB, Prairie View, 1970  
 Allen Aldridge, DE, Prairie View, 1972  
 Jim Beirne, WR, Purdue, 1975-76  
 Jimmie Giles, TE, Alcorn, 1977  
 Rich Caster, WR, Jackson State, 1978-80  
 Billy Brooks, WR, Oklahoma, 1981  
 Chris Dressel, TE, Stanford, 1983-86  
 Mitch Daum, TE, Wyoming, 1987  
 Chris Verhulst, TE, Chico State, 1988-89  
 Bernard Ford, WR, Central Florida, 1990  
 Gary Wellman, WR, Southern California, 1991-94  
 Jackie Harris, TE, N.E. Louisiana, 1998-99  
 Erron Kinney, TE, Florida, 2000-06  
 Ben Hartscock, TE, Ohio State, 2007  
 Craig Stevens, TE, California, 2008-15  
 Jace Amaro, TE, Texas Tech, 2016  
 Luke Stocker, TE, Tennessee, 2017-18  
 Marcus Johnson, WR, Texas, 2021

### 89

Bill Groman, WR, Heidelberg, 1960-62  
 Dobie Craig, WR, Howard Payne, 1964  
 George Kinney, DE, Wylie, 1965  
 Bill Groman, WR, Heidelberg, 1966  
 Alvin Reed, TE, Prairie View, 1967-72  
 Earl Thomas, WR/TE, Houston, 1976  
 Eddie Foster, WR, Houston 1977-78  
 Mike McCloskey, TE, Penn State, 1983-85  
 Jeff Parks, TE, Auburn, 1986-87  
 Gerald McNeil, WR, Baylor, 1990

Frank Miotke, WR, Grand Valley State, 1991  
 Webster Slaughter, WR, San Diego State, 1992-93  
 Reggie Brown, WR, Alabama State, 1994  
 Frank Wycheck, TE, Maryland, 1995-2003  
 Cooper Wallace, TE, Auburn, 2006  
 Jared Cook, TE, South Carolina, 2009-12  
 Richard Gordon, TE, Miami (Fla.), 2014  
 Matthew Mulligan, TE, Maine, 2014  
 Phillip Supernaw, TE, Ouachita Baptist, 2015-17  
 Cole Wick, TE, Incarnate Word, 2018  
 Tommy Hudson, TE, Arizona State, 2021

### 90

George Webster, LB, Michigan State, 1967-72  
 Daryle Skaugstad, DT, California-Berkeley, 1981-82  
 Bob Hamm, DE, Nevada-Reno, 1983-84  
 Toby Caston, LB, Louisiana State, 1987  
 Ezra Johnson, DE, Morris Brown, 1990-91  
 Kenny Davidson, DE, Louisiana State, 1994-95  
 James Roberson, DE, Florida State, 1996-98  
 Jevon Kearse, DE, Florida, 1999-2003  
 Randy Starks, DT, Maryland, 2004-07  
 Jevon Kearse, DE, Florida, 2008-09  
 Marcus Howard, DE, Georgia, 2010  
 Derrick Morgan, DE/OLB, Georgia Tech, 2010-11  
 Scott Solomon, DE, Rice, 2012  
 Antonio Johnson, DT, Mississippi State, 2013  
 DaQuan Jones, DL, Penn State, 2014-20  
 Naquan Jones, DT, Michigan State, 2021-22

### 91

Greg Sampson, T, Stanford, 1972-73  
 Johnny Meads, LB, Nicholls State, 1984-92  
 Josh Evans, DT, Alabama Birmingham, 1995-99, 2001  
 Albert Haynesworth, DT, Tennessee, 2002  
 Anthony Dunn, DE, Northern Colorado, 2003  
 Travis LaBoy, DE, Hawaii, 2004-07  
 Jason Jones, DT, Eastern Michigan, 2008-11  
 Derrick Morgan, DE/OLB, Georgia Tech, 2012-18  
 Cameron Wake, OLB, Penn State, 2019  
 Larrell Murchison, DL, North Carolina State, 2020-22

### 92

Tom Briebl, LB, Stanford, 1985-87  
 Anthony Spears, DE, Portland State, 1989  
 Henry Ford, DE, Arkansas, 1994-2002  
 Albert Haynesworth, DT, Tennessee, 2003-08  
 Will Witherspoon, LB, Georgia, 2010-12  
 Ropati Pitoitua, DE, Washington State, 2013-15  
 Mehdi Abdesmad, DE, Boston College, 2016  
 Kevin Dodd, OLB, Clemson, 2017  
 Matt Dickerson, DE, UCLA, 2018-20  
 Ola Adeniyi, OLB, Toledo, 2021-22

### 93

Robert Lyles, LB, Texas Christian, 1984-90  
 Rick Graf, LB, Wisconsin, 1991-92  
 Jeremy Nunley, DE, Alabama, 1994-95  
 Mike Halapin, DT, Pittsburgh, 1996-97  
 Mike Sutton, DE, Louisiana State, 1998  
 Byron Frisch, DE, Brigham Young, 2000  
 Kevin Carter, DE, Florida, 2001-04  
 Kyle Vanden Bosch, DE, Nebraska, 2005-09  
 Jason Babin, DE, Western Michigan, 2010  
 Shaun Smith, DT, South Carolina, 2011  
 Mike Martin, DL, Michigan, 2012-15  
 Kevin Dodd, OLB, Clemson, 2016  
 Erik Walden, OLB, Middle Tennessee State, 2017  
 Reggie Gilbert, OLB, Arizona, 2019  
 Tear Tart, NT, Florida International, 2020-22

**94**

Frank Bush, LB, N.C. State, 1985-86  
 Charles Martin, DT, Livingston, 1987  
 Eric Larkin, T, Miami (Fla.)\*, 1987  
 Glenn Montgomery, DT, Houston, 1989-95  
 Kendrick Burton, DE, Alabama, 1996  
 Mike Frederick, DE, Virginia, 1999  
 Juqua Thomas, DE, Oklahoma State, 2001-04  
 Jesse Mahelona, DT, Tennessee, 2006-07  
 Bryce Fisher, DE, Air Force, 2007  
 Sen'Derrick Marks, DT, Auburn, 2009-12  
 Sammie Hill, DT/NT, Stillman, 2013-15  
 Austin Johnson, DL, Penn State, 2016-19  
 Jack Crawford, DE, Penn State, 2020  
 Amani Bledsoe, DE, Oklahoma, 2021  
 Da'Shawn Hand, DE, Alabama, 2022  
 Mario Edwards Jr., DE, Florida State, 2022

**95**

Allen Aldridge, DE, Prairie View, 1971  
 William Fuller, DE, North Carolina, 1986-87  
 Dwain Turner, DT, Rice\*, 1987  
 William Fuller, DE, North Carolina, 1988-93  
 Kanavis McGhee, DE, Colorado, 1995  
 Joe Salave'a, DT, Arizona, 1998-2001  
 Bo Schobel, DE, Texas Christian, 2004-05  
 Josh Savage, DE, Utah, 2006  
 William Hayes, DE, Winston-Salem State, 2008-11  
 Kamerion Wimbley, DE/OLB, Florida State, 2012-14  
 Angelo Blackson, DE, Auburn, 2015-16  
 David King, DE, Oklahoma, 2017  
 Anthony Rush, DT, Alabama-Birmingham, 2021  
 Eli Ankou, DT, UCLA, 2021  
 Kyle Peko, DT, Oregon State, 2021  
 DeMarcus Walker, DL, Florida State, 2022

**96**

Sean Jones, DE, Northeastern, 1988-93  
 Gary Walker, DT, Auburn, 1995-98  
 Mike Jones, DT/DE, N.C. State, 1999

Keith Embray, DE, Utah, 2000-01  
 James Atkins, DT, Virginia Union, 2002-03  
 Jared Clauss, DT, Iowa, 2004-05  
 Robaire Smith, DT, Michigan State, 2006  
 Antonio Johnson, DT, Mississippi State, 2007  
 Corey Simon, DT, Florida State, 2007  
 Kevin Vickerson, DT, Michigan State, 2007-09  
 Amon Gordon, DT, Stanford, 2010  
 Malcolm Sheppard, DT, Arkansas, 2010-11  
 DaJohn Harris, DT, Southern California, 2012  
 Al Woods, NT, Louisiana State, 2014-16  
 Sylvester Williams, NT, North Carolina, 2017  
 Bennie Logan, DL, Louisiana State, 2018  
 Brent Urban, DE, Virginia, 2019  
 Joey Ivie, DT, Florida, 2019  
 Denico Autry, DL, Mississippi State, 2021-22

**97**

Mike Johnson, DE, Illinois, 1984-85  
 Robert Banks, DE, Notre Dame, 1988  
 Lee Williams, DE, Bethune-Cookman, 1991-93  
 Bryant Mix, DT, Alcorn State, 1996-97  
 Jason Fisk, DT, Stanford, 1999-2001  
 Carlos Hall, DE, Arkansas, 2002-04  
 Tony Brown, DT, Memphis, 2006-10  
 Karl Klug, DT, Iowa, 2011-17  
 Darius Kilgo, NT, Maryland, 2018  
 Isaiah Mack, DT, Chattanooga, 2019-20  
 Caraun Reid, DT, Princeton, 2021  
 Kevin Strong, DE, Texas-San Antonio, 2021-22

**98**

Mark Studaway, DE, Tennessee, 1984  
 Lynn Madsen, DE, Washington, 1986  
 Rayford Cooks, DE, North Texas State\*, 1987  
 Natu Tuatagaloa, DT/DE, California, 1995  
 Pratt Lyons, DT/DE, Troy State (Ala.), 1997-98  
 Robaire Smith, DT, Michigan State, 2000-03  
 Antwan Odom, DE, Alabama, 2004-07  
 Dave Ball, DE, UCLA, 2008-12  
 Lavar Edwards, DE, Louisiana State, 2013

Brian Orakpo, LB, Texas, 2015-18  
 Jeffery Simmons, DT, Mississippi State, 2019-2022

**99**

Ernie Ladd, DT, Grambling, 1966  
 Doug Smith, DT, Auburn, 1985-92  
 Robert Young, DE, Mississippi State, 1996  
 Kenny Holmes, DE, Miami (Fla.), 1997-2000  
 Kris Kocurek, DT, Texas Tech, 2001-02  
 Rien Long, DT, Washington State, 2003-06  
 Demetris Veal, DT, Tennessee, 2007  
 Amon Gordon, DT, Stanford, 2008  
 Eric Bakhtiari, DE, San Diego, 2009  
 Marques Douglas, DT, Howard, 2010  
 Jurrell Casey, DT, Southern California, 2011-19  
 Jadeveon Clowney, OLB, South Carolina, 2020  
 Rashad Weaver, OLB, Pittsburgh, 2021-22

\* Played in replacement games only



## ALL-TIME PRACTICE SQUAD PLAYERS

Ross, Richie WR  
 Snell, Isaac G  
**Toone, Spencer** LB  
**Wallace, Cooper** TE

### 2007

**Allred, Colin** LB  
 Birdine, Larry DE  
**Cain, Jeremy** LB/FB  
 Campbell, Kurt LB  
 Cole, Marquice CB  
**Ealy, Biren** WR  
**Ganther, Quinton** RB  
 Martin, Ingle QB  
 Matua, Fred G  
 Murphy, Jason C  
**Otto, Mike** T  
 Pakulak, Glenn P  
**Petrowski, Jamie** TE  
 Snell, Isaac G  
**Vickerson, Kevin** DT  
 Wallace, Cooper TE  
 Winkler, Ulrich DE

### 2008

Bennett, Charles DE  
 Datish, Doug C/G  
 Davis, Tanard CB  
 Ealy, Biren WR  
**Gordon, Amon** DT  
**Harris, Tuff** DB  
 Johnson, Antonio DT  
 Jones, Derrick DT  
 Martin, Ingle QB  
 Mulligan, Matthew TE  
 Murphy, Jason C  
 Parsons, Preston QB  
 Petrowski, Jamie TE  
 Velasco, Fernando C/G  
**Williams, Cary** CB

### 2009

**Bakhtiari, Eric** DE  
 Ball, Lance RB  
 Booty, John David QB  
 Brown, Kareem DL  
 Durand, Ryan G  
**Edison, Dominique** WR  
 Ferguson II, Rodney RB  
 King, Mitch DT  
 Morris, Phillip WR  
 Rivera, Mike LB  
 Schommer, Nick S  
 Trapasso, A.J. P  
**Velasco, Fernando** C/G  
**Williams, Cary** CB  
 Williams, Paul WR

### 2010

Butler, Carson TE  
 Corcoran, Jack FB  
**Davis, Hall** DE  
 Donaldson, Herb RB  
**Durand, Ryan** G  
 Edison, Dominique WR  
 Egboh, Pannel DE  
 Gamble, Joel FB/TE  
 Geer, Riar TE  
 Hansen, Jeff G  
 Hawkins, Chris CB

**Ittersagen, Pete** CB  
**Matthews, Kevin** C  
 Rolle, Myron S  
 Trahan, Patrick LB

### 2011

Donaldson, Herb RB  
**Durand, Ryan** G  
 Egboh, Pannel DE  
 Graham, Cameron TE  
**Johnson, Robert** S  
 Kirkendoll, James WR  
 Kropog, Troy T  
 Preston, Michael WR  
 Wheatley, Terrence CB

### 2012

Alexander, Alvester RB  
**Barden, Brandon** TE  
 Borel, Diondre WR  
 Clayton, Zach DT  
 Creer, Lennon RB  
 DeGeare, Chris G  
**Evans, Darren** RB  
 Gibson, Thaddeus DE  
 Hazelton, Vidal WR  
 Horn, Tyler C  
 Mohamed, Mike LB  
**Mooney, Collin** FB  
**Preston, Michael** WR  
 Tuimaunei, Suaesi S  
 Webb, Martell TE  
**Wilson, Tracy** S

### 2013

Adams, Jeff T  
 Anunoby, Chigbo DT  
 Baker, George CB  
 Charles, Stefan DT  
 Copeland, Brandon LB  
 Gaskins, Kendall RB  
 Horn, Tyler C/G  
 Johnson, Oscar G  
 Kearse, Frank DT  
 Netter, Al T  
 Ojomo, Adewale DE  
**Preston, Michael** WR  
 Ross, Rashad WR  
 Schiltz, Adam TE  
**Smith, Rusty** QB  
 Taufa'Asau, Kurt DT  
 Willard, Jonathan LB  
**Wooten, Khalid** CB  
**Wylie, Devon** WR

### 2014

Anderson, Ri'Shard CB  
**Andrews, Antonio** RB  
 Anunoby, Chigbo DL  
 Askew, Nate LB  
**Brackett, Brett** TE  
 Charles, Orson TE  
 Copeland, Brandon OLB  
 McCray, Justin G  
**Moch, Dontay** OLB  
 Moye, Derek WR  
 Poehls, Will T  
**Richardson, Rico** WR  
 Seastrunk, Lache RB

Smallwood, Yawin LB  
 Sorensen, Brad QB  
**Staples, Justin** LB  
 Sutton, Chaz LB  
 Tanney, Alex QB

### 2015

Ankrah, Jason OLB  
**Aubrey, Josh** S  
**Cudjoe-Virgill, Yannik** OLB  
 Farrell, Dillon C/G  
 Fluellen, David RB  
 Greene, Kevin TE  
 Harwell, Nick WR  
 Kafka, Mike QB  
 Lutman, Gavin WR  
 Matias, Josue G  
**McBride, Tre** WR  
 Pierce-Brewster, Markus LB  
 Poehls, Will T  
 Renner, Bryn QB  
**Richardson, Rico** WR  
 Richardson, Shaquille CB  
**Staples, Justin** LB  
**Tavai, J.R.** OLB  
**Webb, B.W.** CB  
 Westbrook, Tevin TE

### 2016

**Abdesmad, Mehdi** DE  
 Barton, Karim G  
 Brown, Kourtnei OLB  
 Cunningham, Jerome TE  
**Fluellen, David** RB  
 Krause, Jonathan WR  
 Leslie, Jordan WR  
 Marz, Tyler T  
 Maye, K.J. WR  
**McBride, Tre** WR  
 McKinnon, Jeremiah CB  
 Patrick, Ronald C  
**Reed, Kalan** CB  
 Riggs, Cody CB  
**Riley, Curtis** DB  
**Smith, D'Joun** CB  
**Staples, Justin** LB  
**Tanney, Alex** QB  
 Tavai, J.R. OLB  
**Woods, Antwaun** NT

### 2017

Board, C.J. WR  
**Carraway, Josh** OLB  
 Cunningham, Jerome TE  
 Durden, Kenneth CB  
 Ferguson, Tyler QB  
**Jennings, Darius** WR  
 Johnson, Denzel S  
 Marz, Tyler T  
 Maxey, Johnny DE  
 Moore, Steven T  
**Muhammad, Khalfani** RB  
**Pascal, Zach** WR  
 Seaton, Brad T  
 Semisch, Tim TE  
 Warmsley, Julius DE  
 Washington Jr., Tony OLB  
 Wichmann, Cody OL  
 Woods, Antwaun NT

## ALL-TIME PRACTICE SQUAD PLAYERS

### 2018

<b>Batson, Cameron</b>	WR
Cunningham, Jerome	TE
<b>Dawkins, Dalyn</b>	RB
Douglas, Jamil	G
<b>Durden, Kenneth</b>	CB
<b>Firkser, Anthony</b>	TE
Hansen, Chad	WR
<b>Harris, Nigel</b>	LB
Jordan, Mike	DB
<b>Kalu, Joshua</b>	DB
<b>Kilgo, Darius</b>	NT
<b>Lewis, LaTroy</b>	LB
Lewis Jr., Roger	WR
<b>Marz, Tyler</b>	T
Morgan, Jordan	OL
President, Gimel	OLB
Proehl, Austin	WR
Quessenberry, David	OL
Raymond, Kalif	WR
Ross, Devin	WR
Shelton, Coleman	C/G
Silberman, Ian	OL
Simon, Deon	DL
<b>Spillane, Robert</b>	LB
Stringfellow, Damore'ea	WR
Vickers, Kendal	DE
Webb, Damon	S
Woodside, Logan	QB

### 2019

Bledsoe, Amani	DE
Davis II, Jamal	OLB
<b>Davis, Rashard</b>	WR
<b>Dawkins, Dalyn</b>	RB
Durden, Kenneth	CB
Eligwe, Ukeme	LB
<b>Harris, Nigel</b>	LB
Hesse, Parker	TE
<b>Hollister, Cody</b>	WR
<b>Ivie, Joey</b>	DT
Johnson, Lyndon	DT
Munyer, Daniel	C
<b>Orr, Kareem</b>	CB
Pankey, Adam	OL
<b>Quessenberry, David</b>	OL
<b>Raymond, Kalif</b>	WR
<b>Roberson, Derick</b>	OLB
Smith, Josh	OLB
<b>Stinnie, Aaron</b>	G
Thompson, Trevion	WR
White, Papi	WR
Wilson, Shaun	RB
Woodside, Logan	QB

### 2020

Adams, Paul	T
Allen, Ryan	P
<b>Bates, Daren</b>	LB
<b>Batson, Cameron</b>	WR
<b>Borders, Breon</b>	CB
Brown, Miles	DL
<b>Compton, Will</b>	LB
<b>Daniel, Trevor</b>	P
Davis II, Jamal	OLB
Davis, Rashard	WR
<b>Foreman, D'Onta</b>	RB
Hesse, Parker	TE
<b>Hollister, Cody</b>	WR
Hudson, Tommy	TE
Kemp, Brandon	T

Kizer, DeShone	QB
<b>Mabin, Greg</b>	CB
McCann, Tucker	K
<b>Munyer, Daniel</b>	C
Nelson, Picasso	DB
<b>Newhouse, Marshall</b>	T
Orchard, Nate	OLB
<b>Orr, Kareem</b>	CB
Orzech, Matt	LS
<b>Overton, Matt</b>	LS
<b>Quessenberry, David</b>	T
<b>Ray, Wyatt</b>	OLB
<b>Reed, Brooks</b>	OLB
Rogers, Chester	WR
Siemian, Trevor	QB
<b>Skipper, Tuzar</b>	OLB
<b>Sloman, Sam</b>	K
Smith, Kobe	NT
Smith, Maurice	DB
<b>Tart, Teair</b>	DT
Tavecchio, Gio	K

### 2021

Adams, Paul	T
Anderson, Abdullah	DE
<b>Ankou, Eli</b>	DT
<b>Badgley, Michael</b>	K
Barkley, Matt	QB
<b>Bledsoe, Amani</b>	DE
Boddy-Calhoun, Brieann	CB
<b>Borders, Breon</b>	CB
Brooks, Nate	CB
Brown, Andrew	DL
<b>Bullock, Randy</b>	K
<b>Carter, Jamal</b>	S
Carter, Shyheim	DB
<b>Carter, Tory</b>	FB
Clemons, Rodney	DB
<b>Cole, Dylan</b>	LB
<b>DiLauro, Christian</b>	T
<b>Finch, Sharif</b>	OLB
<b>Fitzpatrick, Dez</b>	WR
<b>Foreman, D'Onta</b>	RB
Forristall, Miller	TE
Fort, Austin	TE
Gray, Derwin	OL
<b>Hamilton IV, Woodrow</b>	DT
<b>Hand, Da'Shawn</b>	DE
<b>Hart, Bobby</b>	T
<b>Hilliard, Dontrell</b>	RB
Hogan, Kevin	QB
<b>Hollister, Cody</b>	WR
<b>Hudson, Tommy</b>	TE
Johnson, Jan	LB
<b>Jones, Chris</b>	CB
<b>Jones, Joe</b>	LB
<b>Jones, Naquan</b>	DT
<b>Kinsey, Mason</b>	WR
Kizer, DeShone	QB
<b>Levin, Corey</b>	C
Mack, Austin	WR
<b>McDougald, Bradley</b>	S
<b>McNichols, Jeremy</b>	RB
<b>Munyer, Daniel</b>	C
Murray, Jimmy	C
Ogbuehi, Cedric	T
<b>Peko, Kyle</b>	DT
<b>Peterson, Adrian</b>	RB
<b>Pruitt, MyCole</b>	TE
<b>Reid, Caraun</b>	DT
Roos, Jordan	G
Rowland, Chris	WR

Santoso, Ryan	K
<b>Sargent, Mekhi</b>	RB
Scott, Caleb	WR
Scott, Niles	NT
<b>Simon, John</b>	OLB
Skipper, Tuzar	OLB
Smith, Rodney	RB
<b>Strong, Kevin</b>	DE
Tate, Golden	WR
<b>Wilkins, Jordan</b>	RB

### 2022

Anenih, David	OLB
Auclair, Antony	TE
<b>Board, C.J.</b>	WR
Brooks, Curtis	DT
Brooks, Nate	DB
Brown, Kyron	CB
Carter, Shyheim	CB
<b>Chestnut, Julius</b>	RB
<b>Conley, Chris</b>	WR
DiLauro, Christian	T
<b>Fitzpatrick, Dez</b>	WR
<b>Gibbens, Jack</b>	LB
<b>Gordon, Josh</b>	WR
Green, Gerri	OLB
<b>Harris, Davontae</b>	CB
Hogan, Kevin	QB
Isidora, Danny	G
<b>Jackson, Chris</b>	CB
<b>Jackson, Theo</b>	DB
<b>Johnson, Zack</b>	OL
<b>Kinsey, Mason</b>	WR
<b>Mabin, Greg</b>	CB
McCloud, Zach	OLB
McKinley, Takk	OLB
Meadors, Nate	DB
<b>Murchison, Larrell</b>	DL
<b>Newman, Xavier</b>	C/G
Odukoya, Thomas	TE
<b>Okuayinonu, Sam</b>	DE
Parker, Steven	S
<b>Peevy, Jayden</b>	DE
<b>Rader, Kevin</b>	TE
<b>Ray, Wyatt</b>	OLB
Roberson Jr., Reggie	WR
<b>Roos, Jordan</b>	G
Rupcich, Andrew	T
<b>Schobert, Joe</b>	LB
<b>Shudak, Caleb</b>	K
<b>Smith, Andre</b>	LB
Smith, Eric	T
<b>Ward, Jonathan</b>	RB
Woodside, Logan	QB

*(Bold denotes promoted to active roster)*

## ALL-TIME NFL EUROPA PLAYERS

*(Bold denotes played on Titans active roster)*

			<b>2002</b>						<b>2005</b>		
			Carson, Elliott	TE	Scotland	Herrell, Ben	T	Amsterdam			
			Cooper, Rafael	RB	Amsterdam	LeJeune, Norman	S	Amsterdam			
<b>McCullough, George</b>	<b>CB</b>	<b>Barcelona</b>	<b>Daft, Kevin</b>	<b>QB</b>	<b>Amsterdam</b>	Massey, Sam	CB	Berlin			
Mustafa, Isaiah	WR	Barcelona	Rafferty, Ian	G	Amsterdam	<b>Payton, Jarrett</b>	<b>RB</b>	<b>Amsterdam</b>			
<b>Ritchey, James</b>	<b>QB</b>	<b>Barcelona</b>	Raynock, Chase	T	Amsterdam	Smith, Joe	RB	Rhein			
<b>Williams, Armon</b>	<b>S</b>	<b>Barcelona</b>	Snelling, Robbie	TE	Barcelona	Strong, Derrick	DE	Rhein			
			Thomas, Mark	TE	Rhein	Swaggert, Brent	T	Cologne			
			Witczak, Jason	K	Rhein						
			<b>2003</b>						<b>2006</b>		
Byrd, Israel	CB	Berlin	<b>Aldridge, Kevin</b>	<b>DE</b>	<b>Barcelona</b>	Anderson, Jason	WR	Frankfurt			
<b>Sutton, Mike</b>	<b>DE</b>	<b>Rhein</b>	<b>Hayes, Chad</b>	<b>TE</b>	<b>Berlin</b>	Erickson, Mike	G	Berlin			
						Newberry, Jared	LB	Frankfurt			
						Rodriguez, Joel	C	Berlin			
<b>Daft, Kevin</b>	<b>QB</b>	<b>Scotland</b>				<b>Sandy, Justin</b>	<b>S</b>	<b>Frankfurt</b>			
<b>Glover, Phil</b>	<b>LB</b>	<b>Scotland</b>				<b>Small, O.J.</b>	<b>WR</b>	<b>Amsterdam</b>			
Ware, Brad	S	Barcelona									
			<b>2004</b>						<b>2007</b>		
			Blakley, Dwayne	TE	Rhein	Adibi, Nathaniel	DE	Hamburg			
			Branch, Mario	T	Amsterdam	Douglas, Cody	G	Cologne			
			Jackson, Ray	RB	Berlin	Pakulak, Glenn	P	Amsterdam			
			Smith, Steve	CB	Cologne	<b>Petrowski, Jamie</b>	<b>TE</b>	<b>Frankfurt</b>			
Brown, Demario	RB	Rhein	Washburn, Brady	T	Amsterdam	Ross, Richie	WR	Amsterdam			
<b>Coleman, Chris</b>	<b>WR</b>	<b>Amsterdam</b>	Wright, Thomas	S	Scotland						
Davis, Wade	CB	Berlin									
<b>Green, Mike</b>	<b>RB</b>	<b>Barcelona</b>									

## ALL-TIME STARTING QUARTERBACK SUMMARY (REGULAR SEASON)

Quarterback	Seasons	Wins	Losses	Ties	Pct.	Quarterback	Seasons	Wins	Losses	Ties	Pct.
George Blanda	1960-66	44	38	0	.537	Chris Chandler	1995-96	11	14	0	.440
Jacky Lee	1960-67	4	5	1	.450	Steve McNair	1995-05	76	55	0	.580
Don Trull	1964-69	4	9	2	.333	Neil O'Donnell	1999-03	6	2	0	.750
Buddy Humphrey	1966	0	1	0	.000	Billy Volek	2000-06	3	7	0	.300
Pete Beathard	1967-69	15	11	0	.577	Matt Mauck	2005	0	1	0	.000
Bob Davis	1967-69	3	2	1	.583	Vince Young	2006-10	30	17	0	.638
Charley Johnson	1970-71	3	11	0	.214	Kerry Collins	2006-10	15	17	0	.469
Jerry Rhome	1970	0	3	1	.125	Rusty Smith	2010-11	0	1	0	.000
Dan Pastorini	1971-79	53	54	0	.495	Matt Hasselbeck	2011-12	11	10	0	.524
Lynn Dickey	1971-74	2	7	1	.250	Jake Locker	2011-14	9	14	0	.391
Kent Nix	1972	0	2	0	.000	Ryan Fitzpatrick	2013	3	6	0	.333
John Hadl	1976-77	1	5	0	.167	Charlie Whitehurst	2014	1	4	0	.200
Gifford Nielsen	1978-83	3	11	0	.214	Zach Mettenberger	2014-15	0	10	0	.000
Ken Stabler	1980-81	16	12	0	.571	Marcus Mariota	2015-19	29	32	0	.475
John Reaves	1981	1	1	0	.500	Matt Cassel	2016-17	1	1	0	.500
Archie Manning	1982-83	0	8	0	.000	Blaine Gabbert	2018	2	1	0	.667
Oliver Luck	1982-86	3	6	0	.333	Ryan Tannehill	2019-22	36	19	0	.655
Warren Moon	1984-93	70	69	0	.504	Malik Willis	2022	1	2	0	.333
Brent Pease	1987-88	2	1	0	.667	Joshua Dobbs	2022	0	2	0	.000
Cody Carlson	1987-94	11	8	0	.579						
Billy Joe Tolleriver	1994	0	7	0	.000						
Bucky Richardson	1992-94	1	3	0	.250						



*Ryan Tannehill led the Titans to 36 regular season wins and three playoff appearances from 2019 to 2022.*

## YEAR-BY-YEAR STARTING QUARTERBACKS

### 2022 (7-10)

Date	W-L	Opponent	Starter
Sept. 11	L	N.Y. Giants	Tannehill
Sept. 19	L	at Buffalo	Tannehill
Sept. 25	W	Las Vegas	Tannehill
Oct. 2	W	at Indianapolis	Tannehill
Oct. 9	W	at Washington	Tannehill
Oct. 23	W	Indianapolis	Tannehill
Oct. 30	W	at Houston	Willis
Nov. 6	L	at Kansas City	Willis
Nov. 13	W	Denver	Tannehill
Nov. 17	W	at Green Bay	Tannehill
Nov. 27	L	Cincinnati	Tannehill
Dec. 4	L	at Philadelphia	Tannehill
Dec. 11	L	Jacksonville	Tannehill
Dec. 18	L	at L.A. Chargers	Tannehill
Dec. 24	L	Houston	Willis
Dec. 29	L	Dallas	Dobbs
Jan. 7	L	at Jacksonville	Dobbs

**Tannehill (6-6), Willis (1-2), Dobbs (0-2)**

### 2021 (12-5)

Date	W-L	Opponent	Starter
Sept. 12	L	Arizona	Tannehill
Sept. 19	W	at Seattle	Tannehill
Sept. 27	W	Indianapolis	Tannehill
Oct. 3	L	at N.Y. Jets	Tannehill
Oct. 10	W	at Jacksonville	Tannehill
Oct. 18	W	Buffalo	Tannehill
Oct. 24	W	Kansas City	Tannehill
Oct. 31	W	at Indianapolis	Tannehill
Nov. 7	W	at L.A. Rams	Tannehill
Nov. 14	W	New Orleans	Tannehill
Nov. 21	L	Houston	Tannehill
Nov. 28	L	at New England	Tannehill
Dec. 12	W	Jacksonville	Tannehill
Dec. 19	L	at Pittsburgh	Tannehill
Dec. 23	W	San Francisco	Tannehill
Jan. 2	W	Miami	Tannehill
Jan. 9	W	at Houston	Tannehill

#### Divisional

Jan. 22	L	Cincinnati	Tannehill
---------	---	------------	-----------

**Tannehill (12-5, 0-1)**

### 2020 (11-5)

Date	W-L	Opponent	Starter
Sept. 14	W	at Denver	Tannehill
Sept. 20	W	Jacksonville	Tannehill
Sept. 27	W	at Minnesota	Tannehill
Oct. 13	W	Buffalo	Tannehill
Oct. 18	W	Houston	Tannehill
Oct. 25	L	Pittsburgh	Tannehill
Nov. 1	L	at Cincinnati	Tannehill
Nov. 8	W	Chicago	Tannehill
Nov. 12	L	Indianapolis	Tannehill
Nov. 22	W	at Baltimore	Tannehill
Nov. 29	W	at Indianapolis	Tannehill
Dec. 6	L	Cleveland	Tannehill
Dec. 13	W	at Jacksonville	Tannehill
Dec. 20	W	Detroit	Tannehill
Dec. 27	L	at Green Bay	Tannehill
Jan. 3	W	at Houston	Tannehill

#### Wild Card

Jan. 10	L	Baltimore	Tannehill
---------	---	-----------	-----------

**Tannehill (11-5, 0-1)**

### 2019 (9-7)

Date	W-L	Opponent	Starter
Sept. 8	W	at Cleveland	Mariota
Sept. 15	L	Indianapolis	Mariota
Sept. 19	L	at Jacksonville	Mariota
Sept. 29	W	at Atlanta	Mariota

Oct. 6	L	Buffalo	Mariota
Oct. 13	L	at Denver	Mariota
Oct. 20	W	L.A. Chargers	Tannehill
Oct. 27	W	Tampa Bay	Tannehill
Nov. 3	L	at Carolina	Tannehill
Nov. 10	W	Kansas City	Tannehill
Nov. 24	W	Jacksonville	Tannehill
Dec. 1	W	at Indianapolis	Tannehill
Dec. 8	W	at Oakland	Tannehill
Dec. 15	L	Houston	Tannehill
Dec. 22	L	New Orleans	Tannehill
Dec. 30	W	at Houston	Tannehill

#### Wild Card

Jan. 4	W	at New England	Tannehill
--------	---	----------------	-----------

#### Divisional

Jan. 11	W	at Baltimore	Tannehill
---------	---	--------------	-----------

#### AFC Championship

Jan. 19	L	at Kansas City	Tannehill
---------	---	----------------	-----------

**Mariota (2-4), Tannehill (7-3, 2-1)**

### 2018 (9-7)

Date	W-L	Opponent	Starter
Sept. 9	L	at Miami	Mariota
Sept. 16	W	Houston	Gabbert
Sept. 23	W	at Jacksonville	Gabbert
Sept. 30	W	Philadelphia	Mariota
Oct. 7	L	at Buffalo	Mariota
Oct. 14	L	Baltimore	Mariota
Oct. 21	L	at L.A. Chargers	Mariota
Nov. 5	W	at Dallas	Mariota
Nov. 11	W	New England	Mariota
Nov. 18	L	at Indianapolis	Mariota
Nov. 26	L	at Houston	Mariota
Dec. 2	W	N.Y. Jets	Mariota
Dec. 6	W	Jacksonville	Mariota
Dec. 16	W	at N.Y. Giants	Mariota
Dec. 22	W	Washington	Mariota
Dec. 30	L	Indianapolis	Gabbert

**Mariota (7-6), Gabbert (2-1)**

### 2017 (9-7)

Date	W-L	Opponent	Starter
Sept. 10	L	Oakland	Mariota
Sept. 17	W	at Jacksonville	Mariota
Sept. 24	W	Seattle	Mariota
Oct. 1	L	at Houston	Mariota
Oct. 8	L	at Miami	Cassel
Oct. 16	W	Indianapolis	Mariota
Oct. 22	W	at Cleveland	Mariota
Nov. 5	W	Baltimore	Mariota
Nov. 12	W	Cincinnati	Mariota
Nov. 16	L	at Pittsburgh	Mariota
Nov. 26	W	at Indianapolis	Mariota
Dec. 3	W	Houston	Mariota
Dec. 10	L	at Arizona	Mariota
Dec. 17	L	at San Francisco	Mariota
Dec. 24	L	Los Angeles Rams	Mariota
Dec. 31	W	Jacksonville	Mariota

#### Wild Card

Jan. 6	W	at Kansas City	Mariota
--------	---	----------------	---------

#### Divisional

Jan. 13	L	at New England	Mariota
---------	---	----------------	---------

**Mariota (9-6, 1-1), Cassel (0-1)**

### 2016 (9-7)

Date	W-L	Opponent	Starter
Sept. 11	L	Minnesota	Mariota
Sept. 18	W	at Detroit	Mariota
Sept. 25	L	Oakland	Mariota
Oct. 2	L	at Houston	Mariota

Oct. 9	W	at Miami	Mariota
Oct. 16	W	Cleveland	Mariota
Oct. 23	L	Indianapolis	Mariota
Oct. 27	W	Jacksonville	Mariota
Nov. 6	L	at San Diego	Mariota
Nov. 13	W	Green Bay	Mariota
Nov. 20	L	at Indianapolis	Mariota
Nov. 27	W	at Chicago	Mariota
Dec. 11	W	Denver	Mariota
Dec. 18	W	at Kansas City	Mariota
Dec. 24	L	at Jacksonville	Mariota
Jan. 1	W	Houston	Cassel

**Mariota (8-7), Cassel (1-0)**

### 2015 (3-13)

Date	W-L	Opponent	Starter
Sept. 13	W	at Tampa Bay	Mariota
Sept. 20	L	at Cleveland	Mariota
Sept. 27	L	Indianapolis	Mariota
Oct. 11	L	Buffalo	Mariota
Oct. 18	L	Miami	Mariota
Oct. 25	L	Atlanta	Mettenberger
Nov. 1	L	at Houston	Mettenberger
Nov. 8	W	at New Orleans	Mariota
Nov. 15	L	Carolina	Mariota
Nov. 19	L	at Jacksonville	Mariota
Nov. 29	L	Oakland	Mariota
Dec. 6	W	Jacksonville	Mariota
Dec. 13	L	at N.Y. Jets	Mariota
Dec. 20	L	at New England	Mariota
Dec. 27	L	Houston	Mettenberger
Jan. 3	L	at Indianapolis	Mettenberger

**Mariota (3-9), Mettenberger (0-4)**

### 2014 (2-14)

Date	W-L	Opponent	Starter
Sept. 7	W	at Kansas City	Locker
Sept. 14	L	Dallas	Locker
Sept. 21	L	at Cincinnati	Locker
Sept. 28	L	at Indianapolis	Whitehurst
Oct. 5	L	Cleveland	Locker
Oct. 12	W	Jacksonville	Whitehurst
Oct. 19	L	at Washington	Whitehurst
Oct. 26	L	Houston	Mettenberger
Nov. 9	L	at Baltimore	Mettenberger
Nov. 17	L	Pittsburgh	Mettenberger
Nov. 23	L	at Philadelphia	Mettenberger
Nov. 30	L	at Houston	Mettenberger
Dec. 7	L	N.Y. Giants	Mettenberger
Dec. 14	L	N.Y. Jets	Locker
Dec. 18	L	at Jacksonville	Whitehurst
Dec. 28	L	Indianapolis	Whitehurst

**Locker (1-4), Whitehurst (1-4), Mettenberger (0-6)**

### 2013 (7-9)

Date	W-L	Opponent	Starter
Sept. 8	W	at Pittsburgh	Locker
Sept. 15	L	at Houston	Locker
Sept. 22	W	San Diego	Locker
Sept. 29	W	N.Y. Jets	Locker
Oct. 6	L	Kansas City	Fitzpatrick
Oct. 13	L	at Seattle	Fitzpatrick
Oct. 20	L	San Francisco	Locker
Nov. 3	W	at St. Louis	Locker
Nov. 10	L	Jacksonville	Locker
Nov. 14	L	Indianapolis	Fitzpatrick
Nov. 24	W	at Oakland	Fitzpatrick
Dec. 1	L	at Indianapolis	Fitzpatrick
Dec. 8	L	at Denver	Fitzpatrick



## YEAR-BY-YEAR STARTING QUARTERBACKS

Dec. 15	L	Arizona	Fitzpatrick
Dec. 22	W	at Jacksonville	Fitzpatrick
Dec. 29	W	Houston	Fitzpatrick

**Locker (4-3), Fitzpatrick (3-6)****2012 (6-10)**

Date	W-L	Opponent	Starter
Sept. 9	L	New England	Locker
Sept. 16	L	at San Diego	Locker
Sept. 23	W	Detroit	Locker
Sept. 30	L	at Houston	Locker
Oct. 7	L	at Minnesota	Hasselbeck
Oct. 11	W	Pittsburgh	Hasselbeck
Oct. 21	W	at Buffalo	Hasselbeck
Oct. 28	L	Indianapolis	Hasselbeck
Nov. 4	L	Chicago	Hasselbeck
Nov. 11	W	at Miami	Locker
Nov. 25	L	at Jacksonville	Locker
Dec. 2	L	Houston	Locker
Dec. 9	L	at Indianapolis	Locker
Dec. 17	W	N.Y. Jets	Locker
Dec. 23	L	at Green Bay	Locker
Dec. 30	W	Jacksonville	Locker

**Locker (4-7), Hasselbeck (2-3)****2011 (9-7)**

Date	W-L	Opponent	Starter
Sept. 11	L	at Jacksonville	Hasselbeck
Sept. 18	W	Baltimore	Hasselbeck
Sept. 25	W	Denver	Hasselbeck
Oct. 2	W	at Cleveland	Hasselbeck
Oct. 9	L	at Pittsburgh	Hasselbeck
Oct. 23	L	Houston	Hasselbeck
Oct. 30	W	Indianapolis	Hasselbeck
Nov. 6	L	Cincinnati	Hasselbeck
Nov. 13	W	at Carolina	Hasselbeck
Nov. 20	L	at Atlanta	Hasselbeck
Nov. 27	W	Tampa Bay	Hasselbeck
Dec. 4	W	at Buffalo	Hasselbeck
Dec. 11	L	New Orleans	Hasselbeck
Dec. 18	L	at Indianapolis	Hasselbeck
Dec. 24	W	Jacksonville	Hasselbeck
Jan. 1	W	at Houston	Hasselbeck

**Hasselbeck (9-7)****2010 (6-10)**

Date	W-L	Opponent	Starter
Sept. 12	W	Oakland	Young
Sept. 19	L	Pittsburgh	Young
Sept. 26	W	at N.Y. Giants	Young
Oct. 3	L	Denver	Young
Oct. 10	W	at Dallas	Young
Oct. 18	W	at Jacksonville	Young
Oct. 24	W	Philadelphia	Collins
Oct. 31	L	at San Diego	Young
Nov. 14	L	at Miami	Collins
Nov. 21	L	Washington	Young
Nov. 28	L	at Houston	Smith
Dec. 5	L	Jacksonville	Collins
Dec. 9	L	Indianapolis	Collins
Dec. 19	W	Houston	Collins
Dec. 26	L	at Kansas City	Collins
Jan. 2	L	at Indianapolis	Collins

**Young (4-4), Collins (2-5), Smith (0-1)****2009 (8-8)**

Date	W-L	Opponent	Starter
Sept. 10	L	at Pittsburgh	Collins
Sept. 20	L	Houston	Collins
Sept. 27	L	at N.Y. Jets	Collins
Oct. 4	L	at Jacksonville	Collins

Oct. 11	L	Indianapolis	Collins
Oct. 18	L	at New England	Collins
Nov. 1	W	Jacksonville	Young
Nov. 8	W	at San Francisco	Young
Nov. 15	W	Buffalo	Young
Nov. 23	W	at Houston	Young
Nov. 29	W	Arizona	Young
Dec. 6	L	at Indianapolis	Young
Dec. 13	W	St. Louis	Young
Dec. 20	W	Miami	Young
Dec. 25	L	San Diego	Young
Jan. 3	W	at Seattle	Young

**Young (8-2), Collins (0-6)****2008 (13-3)**

Date	W-L	Opponent	Starter
Sept. 7	W	Jacksonville	Young
Sept. 14	W	at Cincinnati	Collins
Sept. 21	W	Houston	Collins
Sept. 28	W	Minnesota	Collins
Oct. 5	W	at Baltimore	Collins
Oct. 19	W	at Kansas City	Collins
Oct. 27	W	Indianapolis	Collins
Nov. 2	W	Green Bay	Collins
Nov. 9	W	at Chicago	Collins
Nov. 16	W	at Jacksonville	Collins
Nov. 23	L	N.Y. Jets	Collins
Nov. 27	W	at Detroit	Collins
Dec. 7	W	Cleveland	Collins
Dec. 14	L	at Houston	Collins
Dec. 21	W	Pittsburgh	Collins
Dec. 28	L	at Indianapolis	Collins

**Divisional**

Jan. 10 L (P) Baltimore Collins

**Young (1-0), Collins (12-3, 0-1)****2007 (10-6)**

Date	W-L	Opponent	Starter
Sept. 9	W	at Jacksonville	Young
Sept. 16	L	Indianapolis	Young
Sept. 24	W	at New Orleans	Young
Oct. 7	W	Atlanta	Young
Oct. 14	L	at Tampa Bay	Young
Oct. 21	W	at Houston	Collins
Oct. 28	W	Oakland	Young
Nov. 4	W	Carolina	Young
Nov. 11	L	Jacksonville	Young
Nov. 19	L	at Denver	Young
Nov. 25	L	at Cincinnati	Young
Dec. 2	W	Houston	Young
Dec. 9	L	San Diego	Young
Dec. 16	W	at Kansas City	Young
Dec. 23	W	N.Y. Jets	Young
Dec. 30	W	at Indianapolis	Young

**Wild Card**

Jan. 6 L (P) at San Diego Young

**Young (9-6, 0-1), Collins (1-0)****2006 (8-8)**

Date	W-L	Opponent	Starter
Sept. 10	L	N.Y. Jets	Collins
Sept. 17	L	at San Diego	Collins
Sept. 24	L	at Miami	Collins
Oct. 1	L	Dallas	Young
Oct. 8	L	at Indianapolis	Young
Oct. 15	W	at Washington	Young
Oct. 29	W	Houston	Young
Nov. 5	L	at Jacksonville	Young
Nov. 12	L	Baltimore	Young
Nov. 19	W	at Philadelphia	Young
Nov. 26	W	N.Y. Giants	Young

Dec. 3	W	Indianapolis	Young
Dec. 10	W	at Houston	Young
Dec. 17	W	Jacksonville	Young
Dec. 24	W	at Buffalo	Young
Dec. 31	L	New England	Young

**Young (8-5), Collins (0-3)****2005 (4-12)**

Date	W-L	Opponent	Starter
Sept. 11	L	at Pittsburgh	McNair
Sept. 18	W	Baltimore	McNair
Sept. 25	L	at St. Louis	McNair
Oct. 2	L	Indianapolis	McNair
Oct. 9	W	at Houston	McNair
Oct. 16	L	Cincinnati	McNair
Oct. 23	L	at Arizona	Volek
Oct. 30	L	Oakland	McNair
Nov. 6	L	at Cleveland	McNair
Nov. 20	L	Jacksonville	McNair
Nov. 27	W	San Francisco	McNair
Dec. 4	L	at Indianapolis	McNair
Dec. 11	W	Houston	McNair
Dec. 18	L	Seattle	McNair
Dec. 24	L	at Miami	McNair
Jan. 1	L	at Jacksonville	Mauck

**McNair (4-10), Volek (0-1), Mauck (0-1)****2004 (5-11)**

Date	W-L	Opponent	Starter
Sept. 11	W	at Miami	McNair
Sept. 19	L	Indianapolis	McNair
Sept. 26	L	Jacksonville	McNair
Oct. 3	L	at San Diego	Volek
Oct. 11	W	at Green Bay	McNair
Oct. 17	L	Houston	McNair
Oct. 24	L	at Minnesota	McNair
Oct. 31	W	Cincinnati	Volek
Nov. 14	L	Chicago	Volek
Nov. 21	W	at Jacksonville	McNair
Nov. 28	L	at Houston	McNair
Dec. 5	L	at Indianapolis	Volek
Dec. 13	L	Kansas City	Volek
Dec. 19	L	at Oakland	Volek
Dec. 25	L	Denver	Volek
Jan. 2	W	Detroit	Volek

**Volek (2-6), McNair (3-5)****2003 (12-4)**

Date	W-L	Opponent	Starter
Sept. 7	W	Oakland	McNair
Sept. 14	L	at Indianapolis	McNair
Sept. 21	W	New Orleans	McNair
Sept. 28	W	at Pittsburgh	McNair
Oct. 5	L	at New England	McNair
Oct. 12	W	Houston	McNair
Oct. 19	W	at Carolina	McNair
Oct. 26	W	at Jacksonville	McNair
Nov. 9	W	Miami	McNair
Nov. 16	W	Jacksonville	McNair
Nov. 23	W	at Atlanta	McNair
Dec. 1	L	at N.Y. Jets	McNair
Dec. 7	L	at Indianapolis	McNair
Dec. 14	W	Buffalo	Volek
Dec. 21	W	at Houston	McNair
Dec. 28	W	Tampa Bay	O'Donnell

**Wild Card**

Jan. 3 W (P) at Baltimore McNair

**Divisional**

Jan. 10 L (P) at New England McNair

**McNair (10-4, 1-1), Volek (1-0), O'Donnell (1-0)**

## YEAR-BY-YEAR STARTING QUARTERBACKS

### 2002 (11-5)

Date	W-L	Opponent	Starter
Sept. 8	W	Philadelphia	McNair
Sept. 15	L	at Dallas	McNair
Sept. 22	L	Cleveland	McNair
Sept. 28	L	at Oakland	McNair
Oct. 6	L	Washington	McNair
Oct. 13	W	Jacksonville	McNair
Oct. 27	W	at Cincinnati	McNair
Nov. 3	W	at Indianapolis	McNair
Nov. 10	W	Houston	McNair
Nov. 17	W	Pittsburgh	McNair
Nov. 24	L	at Baltimore	McNair
Dec. 1	W	at N.Y. Giants	McNair
Dec. 8	W	Indianapolis	McNair
Dec. 16	W	New England	McNair
Dec. 22	W	at Jacksonville	McNair
Dec. 29	W	at Houston	McNair

**Divisional**  
Jan. 11 W (P) Pittsburgh McNair

**AFC Championship**  
Jan. 19 L (P) at Oakland McNair

**McNair (11-5, 1-1)**

### 2001 (7-9)

Date	W-L	Opponent	Starter
Sept. 9	L	Miami	McNair
Sept. 23	L	at Jacksonville	O'Donnell
Oct. 7	L	at Baltimore	McNair
Oct. 14	W	Tampa Bay	McNair
Oct. 21	W	at Detroit	McNair
Oct. 29	L	at Pittsburgh	McNair
Nov. 4	W	Jacksonville	McNair
Nov. 12	L	Baltimore	McNair
Nov. 18	W	at Cincinnati	McNair
Nov. 25	L	Pittsburgh	McNair
Dec. 2	W	at Cleveland	McNair
Dec. 9	L	at Minnesota	McNair
Dec. 16	W	Green Bay	McNair
Dec. 22	W	at Oakland	McNair
Dec. 30	L	Cleveland	McNair
Jan. 6	L	Cincinnati	McNair

**McNair (7-8), O'Donnell (0-1)**

### 2000 (13-3)

Date	W-L	Opponent	Starter
Sept. 3	L	at Buffalo	McNair
Sept. 10	W	Kansas City	McNair
Sept. 24	W	at Pittsburgh	O'Donnell
Oct. 1	W	N.Y. Giants	McNair
Oct. 8	W	at Cincinnati	McNair
Oct. 16	W	Jacksonville	McNair
Oct. 22	W	at Baltimore	McNair
Oct. 30	W	at Washington	McNair
Nov. 5	W	Pittsburgh	McNair
Nov. 12	L	Baltimore	McNair
Nov. 19	W	Cleveland	McNair
Nov. 26	L	at Jacksonville	McNair
Dec. 3	W	at Philadelphia	McNair
Dec. 10	W	Cincinnati	McNair
Dec. 17	W	at Cleveland	McNair
Dec. 25	W	Dallas	McNair

#### Divisional

Jan. 7 L (P) Baltimore McNair

**McNair (12-3, 0-1), O'Donnell (1-0)**

### 1999 (13-3)

Date	W-L	Opponent	Starter
Sept. 12	W	Cincinnati	McNair
Sept. 19	W	Cleveland	O'Donnell
Sept. 26	W	at Jacksonville	O'Donnell

Oct. 3	L	at San Francisco	O'Donnell
Oct. 10	W	Baltimore	O'Donnell
Oct. 17	W	at New Orleans	O'Donnell
Oct. 31	W	St. Louis	McNair
Nov. 7	L	at Miami	McNair
Nov. 14	W	at Cincinnati	McNair
Nov. 21	W	Pittsburgh	McNair
Nov. 28	W	at Cleveland	McNair
Dec. 5	L	at Baltimore	McNair
Dec. 9	W	Oakland	McNair
Dec. 19	W	Atlanta	McNair
Dec. 26	W	Jacksonville	McNair
Jan. 2	W	at Pittsburgh	McNair

#### Wild Card

Jan. 8 W (P) Buffalo McNair

#### Divisional

Jan. 16 W (P) at Indianapolis McNair

#### AFC Championship

Jan. 23 W (P) at Jacksonville McNair

#### Super Bowl XXXIV

Jan. 30 L (P) St. Louis McNair

**McNair (9-2, 3-1), O'Donnell (4-1)**

### 1998 (8-8)

Date	W-L	Opponent	Starter
Sept. 6	W	at Cincinnati	McNair
Sept. 13	L	San Diego	McNair
Sept. 20	L	at New England	McNair
Sept. 27	L	Jacksonville	McNair
Oct. 11	W	at Baltimore	McNair
Oct. 18	W	Cincinnati	McNair
Oct. 25	L	Chicago	McNair
Nov. 1	W	at Pittsburgh	McNair
Nov. 8	W	at Tampa Bay	McNair
Nov. 15	W	Pittsburgh	McNair
Nov. 22	L	N.Y. Jets	McNair
Nov. 29	L	at Seattle	McNair
Dec. 6	W	Baltimore	McNair
Dec. 13	W	at Jacksonville	McNair
Dec. 20	L	at Green Bay	McNair
Dec. 26	L	Minnesota	McNair

**McNair (8-8)**

### 1997 (8-8)

Date	W-L	Opponent	Starter
Aug. 31	W	Oakland	McNair
Sept. 7	L	at Miami	McNair
Sept. 21	L	Baltimore	McNair
Sept. 28	L	at Pittsburgh	McNair
Oct. 5	L	at Seattle	McNair
Oct. 12	W	Cincinnati	McNair
Oct. 19	W	Washington	McNair
Oct. 26	W	at Arizona	McNair
Nov. 2	L	Jacksonville	McNair
Nov. 9	W	N.Y. Giants	McNair
Nov. 16	L	at Jacksonville	McNair
Nov. 23	W	Buffalo	McNair
Nov. 27	W	at Dallas	McNair
Dec. 4	L	at Cincinnati	McNair
Dec. 14	L	at Baltimore	McNair
Dec. 21	W	Pittsburgh	McNair

**McNair (8-8)**

### 1996 (8-8)

Date	W-L	Opponent	Starter
Sept. 1	L	Kansas City	Chandler
Sept. 8	W	at Jacksonville	Chandler
Sept. 15	W	Baltimore	Chandler
Sept. 29	L	at Pittsburgh	Chandler
Oct. 6	W	at Cincinnati	Chandler
Oct. 13	W	at Atlanta	Chandler
Oct. 20	W	Pittsburgh	Chandler

Oct. 27	L	San Francisco	Chandler
Nov. 3	L	at Seattle	McNair
Nov. 10	W	at New Orleans	Chandler
Nov. 17	L	Miami	Chandler
Nov. 24	L	Carolina	Chandler
Dec. 1	W	N.Y. Jets	McNair
Dec. 8	L	Jacksonville	McNair
Dec. 15	L	Cincinnati	Chandler
Dec. 22	W	at Baltimore	McNair

**Chandler (6-6), McNair (2-2)**

### 1995 (7-9)

Date	W-L	Opponent	Starter
Sept. 3	W	at Jacksonville	Chandler
Sept. 10	L	Pittsburgh	Chandler
Sept. 17	L	Cleveland	Furrer
Sept. 24	W	at Cincinnati	Chandler
Oct. 1	L	Jacksonville	Chandler
Oct. 8	L	at Minnesota	Chandler
Oct. 22	L	at Chicago	Chandler
Oct. 29	W	Tampa Bay	Chandler
Nov. 5	W	at Cleveland	Chandler
Nov. 12	L	Cincinnati	Chandler
Nov. 19	L	at Kansas City	Chandler
Nov. 26	W	Denver	Chandler
Dec. 3	L	at Pittsburgh	Chandler
Dec. 10	L	Detroit	Chandler
Dec. 17	W	N.Y. Jets	McNair
Dec. 24	W	Buffalo	McNair

**Chandler (5-8), McNair (2-0), Furrer (0-1)**

### 1994 (2-14)

Date	W-L	Opponent	Starter
Sept. 4	L	at Indianapolis	Carlson
Sept. 11	L	at Dallas	Richardson
Sept. 18	L	Buffalo	Richardson
Sept. 25	W	Cincinnati	Carlson
Oct. 3	L	at Pittsburgh	Carlson
Oct. 13	L	Cleveland	Richardson
Oct. 24	L	at Philadelphia	Carlson
Oct. 30	L	at L.A. Raiders	Tolliver
Nov. 6	L	Pittsburgh	Carlson
Nov. 13	L	at Cincinnati	Tolliver
Nov. 21	L	N.Y. Giants	Tolliver
Nov. 27	L	at Cleveland	Tolliver
Dec. 4	L	Arizona	Tolliver
Dec. 11	L	Seattle	Tolliver
Dec. 18	L	at Kansas City	Tolliver
Dec. 24	W	N.Y. Jets	Richardson

**Tolliver (0-7), Carlson (1-4), Richardson (1-3)**

### 1993 (12-4)

Date	W-L	Opponent	Starter
Sept. 5	L	at New Orleans	Moon
Sept. 12	W	Kansas City	Moon
Sept. 19	L	at San Diego	Moon
Sept. 26	L	L.A. Rams	Moon
Oct. 11	L	at Buffalo	Moon
Oct. 17	W	at New England	Carlson
Oct. 24	W	Cincinnati	Moon
Nov. 7	W	Seattle	Moon
Nov. 14	W	at Cincinnati	Moon
Nov. 21	W	at Cleveland	Moon
Nov. 28	W	Pittsburgh	Moon
Dec. 5	W	Atlanta	Moon
Dec. 12	W	Cleveland	Moon
Dec. 19	W	at Pittsburgh	Moon
Dec. 25	W	at San Francisco	Moon
Jan. 2	W	N.Y. Jets	Carlson

#### Divisional

Jan. 16 L (P) Kansas City Moon

**Moon (10-4, 0-1), Carlson (2-0)**

## YEAR-BY-YEAR STARTING QUARTERBACKS

### 1992 (10-6)

Date	W-L	Opponent	Starter
Sept. 6	L	Pittsburgh	Moon
Sept. 13	W	at Indianapolis	Moon
Sept. 20	W	Kansas City	Moon
Sept. 27	W	San Diego	Moon
Oct. 11	W	at Cincinnati	Moon
Oct. 18	L	at Denver	Moon
Oct. 25	W	Cincinnati	Moon
Nov. 1	L	at Pittsburgh	Moon
Nov. 8	L	Cleveland	Moon
Nov. 15	W	at Minnesota	Moon
Nov. 22	L	at Miami	Carlson
Nov. 26	W	at Detroit	Carlson
Dec. 7	W	Chicago	Carlson
Dec. 13	L	Green Bay	Carlson
Dec. 20	W	at Cleveland	Carlson
Dec. 27	W	Buffalo	Carlson

#### Wild Card

Jan. 3 L (P) at Buffalo Moon

**Moon (6-4, 0-1), Carlson (4-2)**

### 1991 (11-5)

Date	W-L	Opponent	Starter
Sept. 1	W	L.A. Raiders	Moon
Sept. 8	W	at Cincinnati	Moon
Sept. 16	W	Kansas City	Moon
Sept. 22	L	at New England	Moon
Oct. 6	W	Denver	Moon
Oct. 13	W	at N.Y. Jets	Moon
Oct. 20	W	at Miami	Moon
Oct. 27	W	Cincinnati	Moon
Nov. 3	L	at Washington	Moon
Nov. 10	W	Dallas	Moon
Nov. 17	W	Cleveland	Moon
Nov. 24	L	at Pittsburgh	Moon
Dec. 2	L	Philadelphia	Moon
Dec. 8	W	Pittsburgh	Moon
Dec. 15	W	at Cleveland	Moon
Dec. 21	L	at N.Y. Giants	Moon

#### Wild Card

Dec. 29 W (P) N.Y. Jets Moon

#### Divisional

Jan. 4 L (P) at Denver Moon

**Moon (11-5, 1-1)**

### 1990 (9-7)

Date	W-L	Opponent	Starter
Sept. 9	L	at Atlanta	Moon
Sept. 16	L	at Pittsburgh	Moon
Sept. 23	W	Indianapolis	Moon
Sept. 30	W	at San Diego	Moon
Oct. 7	L	San Francisco	Moon
Oct. 14	W	Cincinnati	Moon
Oct. 21	W	New Orleans	Moon
Oct. 28	L	N.Y. Jets	Moon
Nov. 4	L	at L.A. Rams	Moon
Nov. 18	W	at Cleveland	Moon
Nov. 25	W	Buffalo	Moon
Dec. 2	L	at Seattle	Moon
Dec. 9	W	Cleveland	Moon
Dec. 16	W	at Kansas City	Moon
Dec. 23	L	at Cincinnati	Moon
Dec. 30	W	Pittsburgh	Carlson

#### Wild Card

Jan. 6 L (P) at Cincinnati Carlson

**Moon (8-7), Carlson (1-0, 0-1)**

### 1989 (9-7)

Date	W-L	Opponent	Starter
Sept. 10	L	at Minnesota	Moon
Sept. 17	W	at San Diego	Moon
Sept. 24	L	Buffalo	Moon
Oct. 1	W	Miami	Moon
Oct. 8	L	at New England	Moon
Oct. 15	W	at Chicago	Moon
Oct. 22	W	Pittsburgh	Moon
Oct. 29	L	at Cleveland	Moon
Nov. 5	W	Detroit	Moon
Nov. 13	W	Cincinnati	Moon
Nov. 19	W	L.A. Raiders	Moon
Nov. 26	L	at Kansas City	Moon
Dec. 3	W	at Pittsburgh	Moon
Dec. 10	W	Tampa Bay	Moon
Dec. 17	L	at Cincinnati	Moon
Dec. 23	L	Cleveland	Moon

#### Wild Card

Dec. 31 L (P) Pittsburgh Moon

**Moon (9-7, 0-1)**

### 1988 (10-6)

Date	W-L	Opponent	Starter
Sept. 4	W	at Indianapolis	Moon
Sept. 11	W	L.A. Raiders	Carlson
Sept. 18	L	at N.Y. Jets	Carlson
Sept. 25	W	New England	Carlson
Oct. 2	L	at Philadelphia	Carlson
Oct. 9	W	Kansas City	Carlson
Oct. 16	W	at Pittsburgh	Moon
Oct. 23	L	at Cincinnati	Moon
Oct. 30	W	Washington	Moon
Nov. 7	W	Cleveland	Moon
Nov. 13	L	at Seattle	Moon
Nov. 20	W	Phoenix	Moon
Nov. 24	W	at Dallas	Moon
Dec. 4	L	Pittsburgh	Moon
Dec. 11	W	Cincinnati	Moon
Dec. 18	L	at Cleveland	Moon

#### Wild Card

Dec. 24 W (P) at Cleveland Moon

#### Divisional

Jan. 1 L (P) at Buffalo Moon

**Moon (7-4, 1-1), Carlson (3-2)**

### 1987 (9-6)

Date	W-L	Opponent	Starter
Sept. 13	W	L.A. Rams	Moon
Sept. 20	L	at Buffalo	Moon
Oct. 4	W	at Denver	Pease
Oct. 11	W	at Cleveland	Pease
Oct. 18	L	New England	Pease
Oct. 25	W	Atlanta	Moon
Nov. 1	W	at Cincinnati	Moon
Nov. 8	L	at San Francisco	Moon
Nov. 15	W	at Pittsburgh	Moon
Nov. 22	L	Cleveland	Moon
Nov. 29	L	at Indianapolis	Moon
Dec. 6	W	San Diego	Moon
Dec. 13	L	at New Orleans	Moon
Dec. 20	W	Pittsburgh	Moon
Dec. 27	W	Cincinnati	Moon

#### Wild Card

Jan. 3 W (P) Seattle Moon

#### Divisional

Jan. 10 L (P) at Denver Moon

**Moon (7-5, 1-1), Pease (2-1)**

### 1986 (5-11)

Date	W-L	Opponent	Starter
Sept. 7	W	at Green Bay	Moon
Sept. 14	L	Cleveland	Moon
Sept. 21	L	at Kansas City	Moon
Sept. 28	L	Pittsburgh	Moon
Oct. 5	L	at Detroit	Moon
Oct. 12	L	Chicago	Moon
Oct. 19	L	at Cincinnati	Moon
Oct. 26	L	L.A. Raiders	Moon
Nov. 2	L	at Miami	Moon
Nov. 9	W	Cincinnati	Moon
Nov. 16	L	at Pittsburgh	Moon
Nov. 23	W	Indianapolis	Moon
Nov. 30	L	at Cleveland	Moon
Dec. 7	L	at San Diego	Luck
Dec. 14	W	Minnesota	Moon
Dec. 21	W	Buffalo	Moon

**Moon (5-10), Luck (0-1)**

### 1985 (5-11)

Date	W-L	Opponent	Starter
Sept. 8	W	Miami	Moon
Sept. 15	L	at Washington	Moon
Sept. 22	L	at Pittsburgh	Moon
Sept. 29	L	Dallas	Moon
Oct. 6	L	at Denver	Moon
Oct. 13	L	Cleveland	Moon
Oct. 20	W	Cincinnati	Moon
Oct. 27	W	at St. Louis	Moon
Nov. 3	W	Kansas City	Moon
Nov. 10	L	at Buffalo	Moon
Nov. 17	L	Pittsburgh	Moon
Nov. 24	W	San Diego	Luck
Dec. 1	L	at Cincinnati	Luck
Dec. 8	L	N.Y. Giants	Moon
Dec. 15	L	at Cleveland	Moon
Dec. 22	L	at Indianapolis	Moon

**Moon (4-10), Luck (1-1)**

### 1984 (3-13)

Date	W-L	Opponent	Starter
Sept. 2	L	L.A. Raiders	Moon
Sept. 9	L	Indianapolis	Moon
Sept. 16	L	at San Diego	Moon
Sept. 23	L	at Atlanta	Moon
Sept. 30	L	New Orleans	Moon
Oct. 7	L	at Cincinnati	Moon
Oct. 14	L	at Miami	Moon
Oct. 21	L	San Francisco	Moon
Oct. 28	L	Cincinnati	Moon
Nov. 4	L	at Pittsburgh	Moon
Nov. 11	W	at Kansas City	Moon
Nov. 18	W	N.Y. Jets	Moon
Nov. 25	L	at Cleveland	Moon
Dec. 2	W	Pittsburgh	Moon
Dec. 9	L	at L.A. Rams	Moon
Dec. 16	L	Cleveland	Moon

**Moon (3-13)**

### 1983 (2-14)

Date	W-L	Opponent	Starter
Sept. 4	L	Green Bay	Manning
Sept. 11	L	at L.A. Raiders	Manning
Sept. 18	L	Pittsburgh	Manning
Sept. 25	L	at Buffalo	Nielsen
Oct. 2	L	at Pittsburgh	Nielsen
Oct. 9	L	Denver	Nielsen
Oct. 16	L	at Minnesota	Nielsen
Oct. 23	L	Kansas City	Nielsen
Oct. 30	L	at Cleveland	Nielsen

## YEAR-BY-YEAR STARTING QUARTERBACKS

Nov. 6	L	Cincinnati	Nielsen
Nov. 13	W	Detroit	Luck
Nov. 20	L	at Cincinnati	Luck
Nov. 27	L	at Tampa Bay	Luck
Dec. 4	L	Miami	Luck
Dec. 11	W	Cleveland	Luck
Dec. 18	L	at Baltimore	Luck

**Nielsen (0-7), Luck (2-4), Manning (0-3)**

### 1982 (1-8)

Date	W-L	Opponent	Starter
Sept. 12	L	at Cincinnati	Nielsen
Sept. 19	W	Seattle	Nielsen
Nov. 21	L	Pittsburgh	Nielsen
Nov. 28	L	at New England	Manning
Dec. 5	L	at N.Y. Giants	Manning
Dec. 13	L	Dallas	Manning
Dec. 19	L	at Philadelphia	Manning
Dec. 26	L	Cleveland	Manning
Jan. 2	L	Cincinnati	Nielsen

**Nielsen (1-3), Manning (0-5)**

### 1981 (7-9)

Date	W-L	Opponent	Starter
Sept. 6	W	at L.A. Rams	Stabler
Sept. 13	W	at Cleveland	Stabler
Sept. 20	L	Miami	Stabler
Sept. 27	L	at N.Y. Jets	Stabler
Oct. 4	W	Cincinnati	Stabler
Oct. 11	W	Seattle	Stabler
Oct. 18	L	at New England	Stabler
Oct. 26	L	at Pittsburgh	Stabler
Nov. 1	L	at Cincinnati	Stabler
Nov. 8	W	Oakland	Reaves
Nov. 15	L	at Kansas City	Reaves
Nov. 22	L	New Orleans	Stabler
Nov. 29	L	Atlanta	Stabler
Dec. 3	W	Cleveland	Stabler
Dec. 13	L	at San Francisco	Nielsen
Dec. 20	W	Pittsburgh	Nielsen

**Stabler (5-7), Reaves (1-1), Nielsen (1-1)**

### 1980 (11-5)

Date	W-L	Opponent	Starter
Sept. 7	L	at Pittsburgh	Stabler
Sept. 15	W	at Cleveland	Stabler
Sept. 21	W	Baltimore	Stabler
Sept. 28	W	at Cincinnati	Stabler
Oct. 5	L	Seattle	Stabler
Oct. 12	L	at Kansas City	Stabler
Oct. 19	W	Tampa Bay	Stabler
Oct. 26	W	Cincinnati	Stabler
Nov. 2	W	at Denver	Stabler
Nov. 10	W	New England	Stabler
Nov. 16	W	at Chicago	Stabler
Nov. 23	L	at N.Y. Jets	Stabler
Nov. 30	L	Cleveland	Stabler
Dec. 4	W	Pittsburgh	Stabler
Dec. 14	W	at Green Bay	Stabler
Dec. 21	W	Minnesota	Stabler

**Wild Card**  
Dec. 28 L (P) at Oakland Stabler

**Stabler (11-5, 0-1)**

### 1979 (11-5)

Date	W-L	Opponent	Starter
Sept. 2	W	at Washington	Pastorini
Sept. 9	L	at Pittsburgh	Pastorini
Sept. 16	W	Kansas City	Nielsen
Sept. 23	W	at Cincinnati	Pastorini
Sept. 30	W	Cleveland	Pastorini

Oct. 7	L	St. Louis	Pastorini
Oct. 14	W	at Baltimore	Pastorini
Oct. 21	L	at Seattle	Pastorini
Oct. 28	W	N.Y. Jets	Pastorini
Nov. 5	W	at Miami	Pastorini
Nov. 11	W	Oakland	Pastorini
Nov. 18	W	Cincinnati	Pastorini
Nov. 22	W	at Dallas	Pastorini
Dec. 2	L	at Cleveland	Pastorini
Dec. 10	W	Pittsburgh	Pastorini
Dec. 16	L	Philadelphia	Pastorini

### Wild Card

Dec. 23	W (P)	Denver	Pastorini
---------	-------	--------	-----------

### Divisional

Dec. 29	W (P)	at San Diego	Nielsen
---------	-------	--------------	---------

### AFC Championship

Jan. 6	L (P)	at Pittsburgh	Pastorini
--------	-------	---------------	-----------

**Pastorini (10-5, 1-1), Nielsen (1-0, 1-0)**

### 1978 (10-6)

Date	W-L	Opponent	Starter
Sept. 3	L	at Atlanta	Pastorini
Sept. 10	W	at Kansas City	Pastorini
Sept. 17	W	San Francisco	Pastorini
Sept. 24	L	L.A. Rams	Pastorini
Oct. 1	W	at Cleveland	Pastorini
Oct. 8	L	at Oakland	Pastorini
Oct. 15	W	Buffalo	Pastorini
Oct. 23	W	at Pittsburgh	Pastorini
Oct. 29	L	at Cincinnati	Pastorini
Nov. 5	W	Cleveland	Pastorini
Nov. 12	W	at New England	Pastorini
Nov. 20	W	Miami	Pastorini
Nov. 26	W	Cincinnati	Pastorini
Dec. 3	L	Pittsburgh	Pastorini
Dec. 10	W	at New Orleans	Pastorini
Dec. 17	L	San Diego	Pastorini

### Wild Card

Dec. 24	W (P)	at Miami	Pastorini
---------	-------	----------	-----------

### Divisional

Dec. 31	W (P)	at New England	Pastorini
---------	-------	----------------	-----------

### AFC Championship

Jan. 7	L (P)	at Pittsburgh	Pastorini
--------	-------	---------------	-----------

**Pastorini (10-6, 2-1)**

### 1977 (8-6)

Date	W-L	Opponent	Starter
Sept. 18	W	N.Y. Jets	Pastorini
Sept. 25	W	at Green Bay	Pastorini
Oct. 2	L	at Miami	Pastorini
Oct. 9	W	Pittsburgh	Pastorini
Oct. 16	L	Cleveland	Hadl
Oct. 23	L	at Pittsburgh	Pastorini
Oct. 30	L	at Cincinnati	Hadl
Nov. 6	W	Chicago	Pastorini
Nov. 13	L	at Oakland	Pastorini
Nov. 20	W	at Seattle	Pastorini
Nov. 27	W	Kansas City	Pastorini
Dec. 4	L	Denver	Pastorini
Dec. 11	W	at Cleveland	Pastorini
Dec. 18	W	Cincinnati	Pastorini

**Pastorini (8-4), Hadl (0-2)**

### 1976 (5-9)

Date	W-L	Opponent	Starter
Sept. 12	W	Tampa Bay	Pastorini
Sept. 19	W	at Buffalo	Pastorini
Sept. 26	L	Oakland	Pastorini
Oct. 3	W	at New Orleans	Pastorini
Oct. 10	W	Denver	Pastorini
Oct. 17	L	at San Diego	Pastorini
Oct. 24	L	Cincinnati	Pastorini

Nov. 1	L	at Baltimore	Pastorini
Nov. 7	L	Cleveland	Pastorini
Nov. 14	L	at Cincinnati	Hadl
Nov. 21	L	at Pittsburgh	Hadl
Nov. 28	W	Atlanta	Hadl
Dec. 5	L	at Cleveland	Hadl
Dec. 11	L	Pittsburgh	Pastorini

**Pastorini (4-6), Hadl (1-3)**

### 1975 (10-4)

Date	W-L	Opponent	Starter
Sept. 21	W	at New England	Pastorini
Sept. 28	W	San Diego	Pastorini
Oct. 5	L	Cincinnati	Pastorini
Oct. 12	W	at Cleveland	Pastorini
Oct. 19	W	Washington	Pastorini
Oct. 26	W	Detroit	Pastorini
Nov. 2	W	at Kansas City	Pastorini
Nov. 9	L	at Pittsburgh	Pastorini
Nov. 16	W	Miami	Pastorini
Nov. 24	L	Pittsburgh	Pastorini
Nov. 30	L	at Cincinnati	Pastorini
Dec. 7	W	at San Francisco	Pastorini
Dec. 14	W	at Oakland	Pastorini
Dec. 21	W	Cleveland	Pastorini

**Pastorini (10-4)**

### 1974 (7-7)

Date	W-L	Opponent	Starter
Sept. 15	W	San Diego	Dickey
Sept. 22	L	at Cleveland	Dickey
Sept. 29	L	Kansas City	Dickey
Oct. 6	L	Pittsburgh	Dickey
Oct. 13	L	at Minnesota	Pastorini
Oct. 20	L	St. Louis	Pastorini
Oct. 27	W	at Cincinnati	Pastorini
Nov. 3	W	at N.Y. Jets	Pastorini
Nov. 10	W	at Buffalo	Pastorini
Nov. 17	W	Cincinnati	Pastorini
Nov. 24	L	Dallas	Pastorini
Dec. 1	W	at Pittsburgh	Pastorini
Dec. 8	L	at Denver	Pastorini
Dec. 15	W	Cleveland	Pastorini

**Pastorini (6-4), Dickey (1-3)**

### 1973 (1-13)

Date	W-L	Opponent	Starter
Sept. 16	L	at N.Y. Giants	Pastorini
Sept. 23	L	at Cincinnati	Pastorini
Sept. 30	L	Pittsburgh	Pastorini
Oct. 7	L	L.A. Rams	Pastorini
Oct. 14	L	Denver	Pastorini
Oct. 21	L	at Cleveland	Pastorini
Oct. 28	L	at Chicago	Pastorini
Nov. 4	W	at Baltimore	Dickey
Nov. 11	L	Cleveland	Dickey
Nov. 18	L	at Kansas City	Dickey
Nov. 25	L	New England	Dickey
Dec. 2	L	Oakland	Pastorini
Dec. 9	L	at Pittsburgh	Pastorini
Dec. 16	L	Cincinnati	Pastorini

**Pastorini (0-10), Dickey (1-3)**

### 1972 (1-13)

Date	W-L	Opponent	Starter
Sept. 17	L	at Denver	Pastorini
Sept. 24	L	at Miami	Pastorini
Oct. 1	W	N.Y. Jets	Pastorini
Oct. 9	L	Oakland	Pastorini
Oct. 15	L	at Pittsburgh	Pastorini
Oct. 22	L	Cleveland	Pastorini

## YEAR-BY-YEAR STARTING QUARTERBACKS

Oct. 29	L	at Cincinnati	Pastorini
Nov. 5	L	at Cleveland	Pastorini
Nov. 12	L	Philadelphia	Pastorini
Nov. 19	L	Green Bay	Pastorini
Nov. 26	L	at San Diego	Pastorini
Dec. 3	L	at Atlanta	Nix
Dec. 10	L	Pittsburgh	Pastorini
Dec. 17	L	Cincinnati	Nix

**Pastorini (1-11), Nix (0-2)**

### 1971 (4-9-1)

Date	W-L	Opponent	Starter
Sept. 19	L	at Cleveland	Johnson
Sept. 26	L	Kansas City	Johnson
Oct. 3	T	New Orleans	Dickey
Oct. 10	L	at Washington	Johnson
Oct. 17	L	Detroit	Pastorini
Oct. 24	L	at Pittsburgh	Pastorini
Oct. 31	W	Cincinnati	Pastorini
Nov. 7	L	at New England	Pastorini
Nov. 14	L	at Oakland	Dickey
Nov. 21	L	at Cincinnati	Pastorini
Nov. 28	L	Cleveland	Johnson
Dec. 5	W	Pittsburgh	Pastorini
Dec. 12	W	at Buffalo	Pastorini
Dec. 19	W	San Diego	Pastorini

**Johnson (0-4), Pastorini (4-4), Dickey (0-1-1)**

### 1970 (3-10-1)

Date	W-L	Opponent	Starter
Sept. 20	W	at Pittsburgh	Johnson
Sept. 27	L	Miami	Johnson
Oct. 4	W	at Cincinnati	Johnson
Oct. 11	L	Baltimore	Johnson
Oct. 18	L	Pittsburgh	Johnson
Oct. 25	T	at San Diego	Rhyme
Nov. 1	L	at St. Louis	Rhyme
Nov. 8	L	at Kansas City	Johnson
Nov. 15	L	San Francisco	Johnson
Nov. 22	L	at Cleveland	Johnson
Nov. 29	W	Denver	Johnson
Dec. 7	L	Cleveland	Johnson
Dec. 13	L	Cincinnati	Rhyme
Dec. 20	L	at Dallas	Rhyme

**Johnson (3-7), Rhyme (0-3-1)**

### 1969 (6-6-2)

Date	W-L	Opponent	Starter
Sept. 14	L	at Oakland	Beathard
Sept. 21	W	at Buffalo	Beathard
Sept. 28	W	Miami	Beathard
Oct. 5	W	Buffalo	Beathard
Oct. 12	L	at Kansas City	Beathard
Oct. 20	L	at N.Y. Jets	Beathard
Oct. 26	W	Denver	Beathard
Nov. 2	L	at Boston	Beathard
Nov. 9	T	Cincinnati	Trull
Nov. 16	T	at Denver	Trull
Nov. 23	W	at Miami	Beathard
Nov. 27	L	San Diego	Beathard
Dec. 6	L	N.Y. Jets	Trull
Dec. 14	W	Boston	Beathard

#### Playoff

Dec. 21	L (P)	at Oakland	Beathard
---------	-------	------------	----------

**Beathard (6-5, 0-1), Trull (0-1-2)**

### 1968 (7-7)

Date	W-L	Opponent	Starter
Sept. 9	L	Kansas City	Beathard
Sept. 14	W	at Miami	Beathard
Sept. 21	L	at San Diego	Beathard

Sept. 29	L	Oakland	Beathard
Oct. 6	L	Miami	Davis
Oct. 13	W	at Boston	Davis
Oct. 20	L	N.Y. Jets	Davis
Oct. 27	W	at Buffalo	Trull
Nov. 3	W	at Cincinnati	Trull
Nov. 10	L	at N.Y. Jets	Trull
Nov. 17	W	Denver	Beathard
Nov. 28	L	at Kansas City	Beathard
Dec. 7	W	Buffalo	Beathard
Dec. 15	W	Boston	Trull

**Beathard (3-4), Trull (3-1), Davis (1-2)**

### 1967 (9-4-1)

Date	W-L	Opponent	Starter
Sept. 9	L	Kansas City	Lee
Sept. 17	W	at Buffalo	Lee
Sept. 24	L	at San Diego	Lee
Oct. 1	W	Denver	Davis
Oct. 15	T	at N.Y. Jets	Davis
Oct. 22	W	at Kansas City	Beathard
Oct. 29	W	Buffalo	Beathard
Nov. 5	L	at Boston	Beathard
Nov. 12	W	at Denver	Beathard
Nov. 26	W	Boston	Beathard
Dec. 3	W	Miami	Beathard
Dec. 10	L	Oakland	Beathard
Dec. 16	W	San Diego	Beathard
Dec. 23	W	at Miami	Beathard

#### AFL Championship

Dec. 31	L (P)	at Oakland	Beathard
---------	-------	------------	----------

**Beathard (7-2, 0-1), Lee (1-2), Davis (1-0-1)**

### 1966 (3-11)

Date	W-L	Opponent	Starter
Sept. 3	W	Denver	Blanda
Sept. 10	W	Oakland	Blanda
Sept. 18	L	at N.Y. Jets	Blanda
Sept. 25	L	at Buffalo	Blanda
Oct. 2	L	at Denver	Blanda
Oct. 16	W	N.Y. Jets	Blanda
Oct. 23	L	Miami	Blanda
Oct. 30	L	at Kansas City	Blanda
Nov. 6	L	at Oakland	Trull
Nov. 13	L	at Boston	Trull
Nov. 20	L	Buffalo	Trull
Dec. 4	L	San Diego	Trull
Dec. 11	L	Boston	Humphrey
Dec. 18	L	at Miami	Trull

**Blanda (3-5), Trull (0-5), Humphrey (0-1)**

### 1965 (4-10)

Date	W-L	Opponent	Starter
Sept. 12	W	N.Y. Jets	Blanda
Sept. 19	W	Boston	Blanda
Sept. 26	L	at Oakland	Blanda
Oct. 3	L	at San Diego	Blanda
Oct. 17	L	at Denver	Blanda
Oct. 24	W	Kansas City	Trull
Oct. 31	W	at Buffalo	Trull
Nov. 7	L	Oakland	Blanda
Nov. 14	L	Denver	Blanda
Nov. 21	L	at N.Y. Jets	Blanda
Nov. 28	L	at Kansas City	Blanda
Dec. 5	L	Buffalo	Blanda
Dec. 12	L	San Diego	Trull
Dec. 18	L	at Boston	Blanda

**Blanda (2-9), Trull (2-1)**

### 1964 (4-10)

Date	W-L	Opponent	Starter
Sept. 12	L	at San Diego	Blanda
Sept. 19	W	Oakland	Blanda
Sept. 27	W	at Denver	Blanda
Oct. 4	L	at Kansas City	Blanda
Oct. 11	L	Buffalo	Blanda
Oct. 17	L	at N.Y. Jets	Blanda
Oct. 25	L	San Diego	Blanda
Nov. 1	L	at Buffalo	Blanda
Nov. 6	L	at Boston	Blanda
Nov. 15	L	at Oakland	Blanda
Nov. 22	L	Kansas City	Trull
Nov. 29	L	Boston	Blanda
Dec. 13	W	N.Y. Jets	Blanda
Dec. 20	W	Denver	Blanda

**Blanda (4-9), Trull (0-1)**

### 1963 (6-8)

Date	W-L	Opponent	Starter
Sept. 7	L	Oakland	Blanda
Sept. 14	W	Denver	Blanda
Sept. 22	L	at N.Y. Jets	Blanda
Sept. 28	W	Buffalo	Blanda
Oct. 6	L	Kansas City	Blanda
Oct. 13	W	Denver	Blanda
Oct. 20	W	Buffalo	Blanda
Oct. 27	W	Kansas City	Blanda
Nov. 1	L	at Boston	Blanda
Nov. 10	W	N.Y. Jets	Blanda
Dec. 1	L	at San Diego	Blanda
Dec. 8	L	Boston	Blanda
Dec. 15	L	San Diego	Lee
Dec. 22	L	at Oakland	Blanda

**Blanda (6-7), Lee (0-1)**

### 1962 (11-3)

Date	W-L	Opponent	Starter
Sept. 9	W	at Buffalo	Blanda
Sept. 16	L	at Boston	Blanda
Sept. 23	W	at San Diego	Blanda
Oct. 7	W	Buffalo	Blanda
Oct. 14	W	N.Y. Titans	Blanda
Oct. 21	L	at Denver	Blanda
Oct. 28	L	Dallas	Blanda
Nov. 4	W	at Dallas	Blanda
Nov. 11	W	at Oakland	Blanda
Nov. 18	W	Boston	Blanda
Nov. 25	W	San Diego	Blanda
Dec. 2	W	Denver	Blanda
Dec. 9	W	Oakland	Blanda
Dec. 15	W	at N.Y. Titans	Blanda

#### AFL Championship

Dec. 23	L (P)	Dallas	Blanda
---------	-------	--------	--------

**Blanda (11-3, 0-1)**

### 1961 (10-3-1)

Date	W-L	Opponent	Starter
Sept. 9	W	Oakland	Blanda
Sept. 24	L	at San Diego	Blanda
Oct. 1	L	at Dallas	Blanda
Oct. 8	L	Buffalo	Lee
Oct. 13	T	at Boston	Lee
Oct. 22	W	Dallas	Lee
Oct. 29	W	at Buffalo	Blanda
Nov. 5	W	at Denver	Blanda
Nov. 12	W	Boston	Blanda
Nov. 19	W	N.Y. Titans	Blanda
Nov. 26	W	Denver	Blanda
Dec. 3	W	San Diego	Blanda
Dec. 10	W	at N.Y. Titans	Blanda

## YEAR-BY-YEAR STARTING QUARTERBACKS

Dec. 17 W at Oakland Blanda

### **AFL Championship**

Dec. 24 W (P) at San Diego Blanda

**Blanda (9-2, 1-0), Lee (1-1-1)**

### **1960 (10-4)**

Date	W-L	Opponent	Starter
Sept. 11	W	at Oakland	Blanda
Sept. 18	W	L.A. Chargers	Blanda
Sept. 25	L	Oakland	Blanda
Oct. 9	W	N.Y. Titans	Blanda
Oct. 16	W	Dallas	Blanda
Oct. 23	W	at N.Y. Titans	Blanda
Oct. 30	L	at Buffalo	Blanda
Nov. 6	W	at Denver	Blanda
Nov. 13	L	at L.A. Chargers	Blanda
Nov. 20	W	Denver	Lee
Nov. 25	W	at Boston	Lee
Dec. 4	L	at Dallas	Lee
Dec. 11	W	Buffalo	Blanda
Dec. 18	W	Boston	Blanda

### **AFL Championship**

Jan. 1 W (P) L.A. Chargers Blanda

**Blanda (8-3, 1-0), Lee (2-1)**

## ALL-TIME ALL-PRO SELECTIONS

### **AFL ALL-PRO**

- 1960** George Blanda, QB (Honorable Mention, UPI)  
 Billy Cannon, RB (Second Team, UPI, OF)  
 Mike Dukes, LB (First Team, UPI)  
 Don Floyd, DE (Honorable Mention, UPI)  
 Bill Groman, E (First Team, UPI, OF)  
 Charlie Hennigan, RB (Honorable Mention, UPI)  
 Al Jamison, T (First Team, AP, Second Team OF)  
 Mark Johnston, S (First Team, AP, Second Team, UPI, OF)  
 Rich Michael, T (First Team, UPI, OF)  
 Dennit Morris, LB (Second Team OF, Honorable Mention, UPI)  
 Jim Norton, S (Honorable Mention, UPI)  
 Hugh Pitts, LB (Honorable Mention, UPI)  
 Dave Smith, (First Team, AP, UPI, OF)  
 Julian Spence, CB (First Team, UPI)  
 Orville Trask, DT (Second Team, UPI, OF)  
 Fred Wallner, T (Honorable Mention, UPI)
- 1961** Tony Banfield, CB (First Team, AP, UPI, OF, SN, Second Team, NY)  
 George Blanda, QB (First Team, AP, UPI, OF, SN, NY)  
 Billy Cannon, HB (First Team, AP, UPI, OF, SN, NY)  
 Don Floyd, DE (First Team, OF)  
 Bill Groman, E (First Team, AP, SN, Second Team, UPI, NY)  
 Charlie Hennigan, E (First Team, AP, UPI, OF, SN, NY)  
 Ed Husmann, DT (Second Team, UPI, NY)  
 Al Jamison, T (First Team, AP, UPI, OF, SN, NY)  
 Mark Johnston, S (First Team, NY)  
 Jim Norton, S (Second Team, UPI, NY)  
 Bob Schmidt, C (Second Team, OF)  
 Bob Talamini, G (Second Team, OF, UPI)  
 Charley Tolar, FB (Second Team, UPI, OF)
- 1962** Tony Banfield, CB, (First Team, AP, UPI, OF)  
 George Blanda, QB (Second Team, AP, UPI)  
 Doug Cline, OLB (Second Team, AP UPI)  
 Don Floyd, DE (First Team, AP, UPI, OF)  
 Charlie Hennigan, E (First Team, AP, UPI, OF)  
 Ed Husmann, DT (First Team AP, UPI)  
 Al Jamison, T (First Team, AP, UPI)  
 Jim Norton, S (First Team, UPI, Second Team, AP)  
 Bob Schmidt, C (Second Team, AP, UPI)  
 Bob Talamini, G (First Team UPI, OF)  
 Charley Tolar, FB (Second Team, AP, UPI)
- 1963** Tony Banfield, CB (First Team, AP, UPI, OF, PF)

- George Blanda, QB (Second Team, AP, NY)  
 Doug Cline, OLB (Second Team, AP, NY, UPI)  
 Don Floyd, DE (Second Team, NY)  
 Fred Glick, S (First Team, AP, UPI, OF, NEA, NY)  
 Charlie Hennigan, E (Second Team, NEA, NY, Honorable Mention, AP)  
 Ed Husmann, DT (Second Team, UPI)  
 Bobby Jancik, S (Second Team, NY, Honorable Mention, AP, UPI)  
 Rich Michael, T (Honorable Mention, UPI)  
 Bob Schmidt, C (Second Team, UPI, NEA)  
 Bob Talamini, G (First Team, AP, OF, NEA, NY, Second Team, UPI)  
 Hogan Wharton, G (Honorable Mention, AP)
- 1964** Sonny Bishop, T (Second Team, UPI)  
 Sid Blanks, T (Second Team, UPI)  
 Don Floyd, DE (Second Team, UPI)  
 Fred Glick, S (First Team, OF, Second Team, NEA)  
 Charlie Hennigan, E (First Team, AP, UPI, NEA, OF, NY)  
 Pete Jaquess, CB (Second Team, AP)  
 Bob Talamini, G (First Team, NEA, OF, Second Team, AP, UPI, NY)
- 1965** Sonny Bishop, G (Second Team, NY)  
 Ode Burrell, RB (Second Team, NY)  
 Willie Frazier, TE (First Team, AP, UPI, OF, NEA, NY)  
 W.K. Hicks, CB (Second Team, AP, UPI, NY)  
 Bob Talamini, G (First Team, AP, UPI, OF, NY)
- 1966** Johnny Baker, OLB (Second Team, NEA)  
 George Blanda, K (Second Team, NY)  
 Walter Suggs, T (Second Team, UPI, NEA)  
 Bob Talamini, G (First Team, OF, Second Team, UPI, NEA, NY)
- 1967** Miller Farr, CB (First Team, AP, UPI, NEA, SN, FN, NY, DE)  
 Hoyle Granger, RB (Second Team, AP, UPI, NEA)  
 Pat Holmes, DE (First Team, AP, UPI, NEA, FN, DE, Second Team, SN, NY)  
 Bobby Maples, C (Second Team, AP, UPI, NY)  
 Jim Norton, S (First Team, FN, DE, Second Team, AP, UPI, NY)  
 Walter Suggs, T (First Team, SN, FN, Second Team, AP, UPI, NEA)  
 Bob Talamini, G (First Team, AP, UPI, NEA, SN, FN, DE)  
 George Webster, OL (First Team, AP, UPI, NEA, SN, FN, NY, DE)
- 1968** Miller Farr, CB (First Team, PF, AP, UPI, NEA, SN, FN, NY, FW)  
 Hoyle Granger, RB (Second Team, FN)  
 Ken Houston, S (Second Team, SN, NEA)  
 Alvin Reed, TE (First Team, SN, FN, NY, Second Team, AP, UPI)  
 Walter Suggs, T (First Team, SN, Second Team, AP, UPI, NEA, FN)  
 George Webster, OLB (First Team, PF, WA, AP, UPI, NEA, SN, FN)

NY, FW)  
**1969** Elvin Bethea, DE (Second Team, UPI)  
 Sonny Bishop, G (Second Team, SN, Honorable Mention, UPI)  
 Garland Boyette, MLB (Honorable Mention, UPI)  
 Miller Farr, CB (First Team, SN, Second Team, AP, UPI, NEA, NY, SI)  
 Hoyle Granger, RB (Second Team, SI, Honorable Mention, UPI, PF)  
 Ken Houston, S (First Team, NY, SI, Second Team, AP, UPI, SN, FN)  
 Alvin Reed, TE (First Team, SN, Second Team, AP, UPI, NEA, NY, SI, PF)  
 Tom Regner, G (Honorable Mention, UPI)  
 George Webster, OLB (First Team, WA, AP, UPI, NEA, SN, NY, SI, PF, Second Team, HF, NEA)  
 Walter Suggs, T (Second Team, AP, UPI, NEA, NY)

## NFL ALL-PRO

**1970** Ken Houston, S (Second Team, NEA)  
**1971** Ken Houston, S (First Team, DZ, TP, FW, Second Team, WA, NEA, FN)  
**1972** Ken Houston, S (Second Team, WA, NEA)  
**1973** Elvin Bethea, DE (Second Team, NEA)  
**1975** Elvin Bethea, DE (First Team, FN, CP, Second Team, AP, NEA)  
 Robert Brazile, OLB (First Team, DZ)  
 Curley Culp, DT (First Team, AP, WA, NEA, NY, FW)  
 Billy Johnson, KR (First Team, FW, Second Team, FN)  
**1976** Robert Brazile, OLB (First Team, WA, FN, NY, Second Team, AP)  
**1977** Robert Brazile, OLB (First Team, NEA, Second Team, AP)  
 Ken Burrough, WR (Second Team, AP, NEA)  
 Curley Culp, DT (Second Team, NEA)  
 Billy Johnson, KR (First Team, AP, WA, TP, NY, FX, CP, RS, FW)  
**1978** Elvin Bethea, DE (Second Team, NEA)  
 Robert Brazile, OLB (First Team, AP, WA, NEA, CP, FW)  
 Earl Campbell, RB (First Team, AP, WA, NEA, CP, DZ, NY, FX, FW)  
 Curley Culp, DT (Second Team, AP, NEA)  
**1979** Elvin Bethea, DE (Second Team, AP)  
 Robert Brazile, OLB (First Team, AP, FW, NEA, WA)  
 Earl Campbell, RB (First Team, AP, SN, FW, NEA, WA)  
 Curly Culp, DT (Second Team, AP)  
 Toni Fritsch, PK (First Team, AP, WA, NEA, DZ)  
 Leon Gray, T (First Team, AP, WA, NEA, CP, FW)  
 Vernon Perry, S (First Team, DZ)  
 Mike Reinfeldt, S (First Team, AP, WA, NEA, CP, NY, FX, FW)  
**1980** Gregg Bingham, ILB (First Team, FX)  
 Robert Brazile, OLB (First Team, WA, NEA, SN, CP, FD, FX, FW, Second Team, AP)  
 Earl Campbell, RB (First Team, AP, WA, NEA, SN, CP, FD, DZ, NY, FX, FW)  
 Leon Gray, T (First Team, AP, WA, SN, FD, FW, Second Team, NEA)  
 Bob Young, G (First Team, FD)  
**1981** Gregg Bingham, ILB (Honorable Mention, DH)  
 Robert Brazile, OLB (Second Team, AP, DH)  
 Earl Campbell, RB (First Team, CP, Second Team, DH)  
 Dave Casper, TE (Honorable Mention, DH)  
 Vernon Perry, S (First Team, CP, Honorable Mention, DH)  
**1982** Earl Campbell, RB (Honorable Mention, DH)  
 Dave Casper, TE (Honorable Mention, OA)  
**1983** Earl Campbell, RB (Honorable Mention, DH)  
 Mike Munchak, G (Second Team, NEA)  
**1984** Mike Munchak, G (Second Team, NEA, DH)  
**1985** Bo Eason, S (Second Team, NEA)  
 Bruce Matthews, T (Honorable Mention, DH)  
 Mike Munchak, T (First Team, FD, Second Team, AP, NEA, DH)  
**1986** Bruce Matthews, T (Third Team, GN)  
**1987** Keith Bostic, S (First Team, NEA, FD, FI, Second Team, AP, DH)  
 Ray Childress, DE (Honorable Mention, DH)  
 Ernest Givins, WR (Honorable Mention, DH)  
 Warren Moon, QB (Honorable Mention, DH)  
 Mike Munchak, G (First Team, AP, WA, NEA, SN, FO, FD, TP, DH)  
 Mike Rozier, RB (Honorable Mention, DH)  
**1988** Patrick Allen, CB (Honorable Mention, AP)  
 Keith Bostic, S (Honorable Mention, AP)  
 Ray Childress, DE (Second Team, AP, NEA, CP, FD, Honorable

## LEGEND

**AP** - Associated Press  
**CP** - College & Pro Football Newsweekly  
**DMN** - Dallas Morning News  
**DB** - Dick Butkus Football Network  
**DE** - Detroit News  
**DH** - Don Heinrich (Pro Football Scouts)  
**DP** - Diet Pepsi Rookie of the Year  
**DZ** - Paul Zimmerman (N.Y. Post, 1969 -78; Sports Ill., 1979-present)  
**FD** - Football Digest  
**FI** - NFL Films  
**FN** - Football News  
**FO** - Gordon Forbes, USA Today  
**FW** - Pro Football Weekly  
**FX** - Larry Fox, N.Y. Daily News  
**GN** - Gannett News Service  
**HF** - Pro Football Hall of Fame  
**JT** - Joe Theismann  
**NA** - The National  
**NBC** - NBC Sports.com  
**NEA** - Newspaper Enterprise Association  
**NY** - New York Daily News  
**OA** - Bob Oates, L.A. Times  
**OF** - Official AFL Team  
**PF** - Pro Football Digest  
**PK** - Peter King, Sports Illust.  
**RS** - Pamela Robbins Scott  
**SI** - Sports Illustrated  
**SN** - The Sporting News  
**TP** - Topps All-Pro Team  
**UPI** - United Press International  
**USA** - USA Today  
**WA** - Pro Football Writers of America

Mention, DH)  
 Jeff Donaldson, S (Second Team, CP, Honorable Mention, AP, DH)  
 Drew Hill, WR (First Team, DH, Honorable Mention, AP)  
 Bruce Matthews, G (First Team, AP, WA, SN, FD, FO, DZ, DH, FW, Second Team, NEA, CP)  
 Warren Moon, QB (Honorable Mention, DH)  
 Mike Munchak, G (First Team, WA, NEA, FO, FW, Second Team, AP)  
**1989** Ray Childress, DE (Second Team, AP, Honorable Mention, DH)  
 Bruce Matthews, G (First Team, AP, SN, DZ, FD, FI, FW, Second Team, NEA, CP)  
 Greg Montgomery, P (First Team, NEA, Honorable Mention, DH)  
 Warren Moon, QB (Honorable Mention, DH)  
 Mike Munchak, G (First Team, NEA, FO, Second Team, AP)  
 Eugene Seale, ST (First Team, FW)  
**1990** Ray Childress, DE (First Team, WA, CP, FO, DZ, SN, DH, Second Team, AP, NEA, NA, Honorable Mention, PK)  
 Ernest Givins, WR (Second Team, AP, Honorable Mention, DH, PK)  
 Drew Hill, WR (Honorable Mention, AP, DH)  
 Haywood Jeffires, WR (Second Team, CP, NA, Honorable Mention, DH)  
 Richard Johnson, CB (Second Team, CP, Honorable Mention, AP)  
 Terry Kinard, S (Honorable Mention, AP)  
 Bruce Matthews, G (First Team, AP, WA, NEA, CP, FO, SN, FI, DH, FW, Second Team, PK)  
 Bubba McDowell, S (Honorable Mention, AP, DH)

## ALL-TIME ALL-PRO SELECTIONS

- Greg Montgomery, P (Honorable Mention, AP, DH)  
Warren Moon, QB (First Team, SN, FI, Second Team, AP, DH, Honorable Mention, FD, PK)  
Mike Munchak, G (Second Team, AP, DH)
- 1991** Ray Childress, DT (First Team, NEA, CP, FO, FD, FI, DH, Honorable Mention, AP)  
Cris Dishman, CB (First Team, AP, FO, FD, FI, DH, FW, Second Team, CP)  
William Fuller, DE (Honorable Mention, AP, DH)  
Haywood Jeffires, WR (First Team, AP, WA, FD, FI, Second Team, NEA, CP, DH)  
Bruce Matthews, C (First Team, NEA, FD, FI, FW, Second Team, AP, CP)  
Bubba McDowell, S (Second Team, AP, CP, DH)  
Warren Moon, QB (Honorable Mention, AP, DH)  
Mike Munchak, G (First Team, AP, WA, FW, CP, FD, Second Team, NEA, Honorable Mention, DH)  
Bo Orlando, S (Honorable Mention, AP)  
Al Smith, MLB (First Team, WA, FW, Second Team, CP, DH, Honorable Mention, AP)
- 1992** Ray Childress, DT (First Team, AP, WA, NEA, CP, FO, DZ, FI, JT)  
Cris Dishman, S (Honorable Mention, AP)  
William Fuller, DE (Honorable Mention, AP, JT)  
Ernest Givins, WR (Honorable Mention, JT)  
Haywood Jeffires, WR (Honorable Mention, AP, JT)  
Bruce Matthews, C (First Team, AP, WA, NEA, SN, FD, JT, Second Team, CP)  
Bubba McDowell, S (First Team, JT, Honorable Mention, AP)  
Greg Montgomery, P (Honorable Mention, AP, JT)  
Mike Munchak, G (Second Team, AP, CP, JT)  
Al Smith, MLB (First Team, AP, FD, Second Team, NEA, CP, FO, Honorable Mention, JT)  
Lorenzo White, RB (Honorable Mention, AP, JT)
- 1993** Ray Childress, DT (First Team, FO, Second Team, AP, CP, FD, Honorable Mention, JT)  
Al Del Greco, K (Second Team, FD, Honorable Mention, AP)  
Cris Dishman, CB (Honorable Mention, AP, JT)  
Sean Jones, DE (Honorable Mention, AP, JT)  
Bruce Matthews, C (First Team, WA, SN, CP, FD, FI, Second Team, AP)  
Greg Montgomery, P (First Team, AP, WA, SN, CP, FD, FI, Honorable Mention, JT)  
Warren Moon, QB (Honorable Mention, AP, JT)  
Mike Munchak, G (First Team, FD, FI, Second Team, AP, CP)  
Bo Orlando, S (Honorable Mention, AP)  
Marcus Robertson, S (First Team, AP, SN, JT, Second Team, CP)  
Webster Slaughter, WR (Honorable Mention, AP)  
Al Smith, MLB (Honorable Mention, AP)
- 1994** Rich Camarillo, P (Honorable Mention, AP)  
Bruce Matthews, C (Honorable Mention, AP)
- 1995** Michael Barrow, MLB (First Team, DZ)  
Blaine Bishop, S (First Team, DZ, Second Team, FD, Honorable Mention, AP)  
Darryll Lewis, CB (First Team, FD, TJ, Honorable Mention, AP)  
Bruce Matthews, G (Second Team, BM, Honorable Mention, AP)  
Mark Stepnoski, C (Honorable Mention, AP)
- 1996** Blaine Bishop, S (Honorable Mention, AP)  
Al Del Greco, K (Honorable Mention, AP)  
Cris Dishman, CB (Honorable Mention, AP)  
Mel Gray, KR (Honorable Mention, AP)  
Bruce Matthews, G, (First Team, DB, Second Team, AP, FD)  
John Henry Mills, ST (Second Team, FI)  
Mark Stepnoski, C (Second Team, AP, FD)
- 1997** Blaine Bishop, S (Honorable Mention, AP)  
Brad Hopkins, T (First Team, DZ, Honorable Mention, AP)  
Bruce Matthews, G (Honorable Mention, AP)  
Marcus Robertson, S (First Team, DZ, Honorable Mention, AP)
- 1998** Craig Hentrich, P (First Team, AP, WA, CP, SN, FD, USA)  
Bruce Matthews, G (First Team, AP, WA, SN, USA, Second Team, FD)  
Frank Wycheck, TE (First Team, DZ, Second Team, CP, FD)
- 1999** Eddie George, RB (Second Team, AP, CP, FD)  
Jevon Kearse, DE (First Team, AP, DZ, CP, SN, FD, FW, WA)  
Bruce Matthews, G (First Team, AP, FD, FW, WA)  
Jon Runyan, T (Second Team, AP, FD)
- 2000** Blaine Bishop, S (First Team, FD, Second Team, AP)  
Keith Bulluck, ST (Second Team, FD)  
Eddie George, RB (First Team, AP, CP, FD, FW, WA)  
Jevon Kearse, DE (First Team, FO)  
Derrick Mason, KR (First Team, AP, CP, DZ, FO, FW, SN, WA, Second Team, FD)  
Bruce Matthews, G (First Team, AP, FW, SN, FD, WA)  
Samari Rolle, CB (First Team, AP, CP, FD, FW, SN, WA)
- 2001** Frank Wycheck, TE (Second Team, AP)
- 2002** Keith Bulluck, LB (Second Team, AP)
- 2003** Keith Bulluck, LB (First Team, AP, DZ, FW, WA, PK)  
Steve McNair, QB (Second Team, AP, FD, First Team, DZ)  
Craig Hentrich, P (First Team, PD)
- 2004** Keith Bulluck, LB (First Team, DZ)
- 2007** Albert Haynesworth, DT (First Team, AP, DZ, FW, WA)  
Rob Bironas, K (First Team, AP, SN, SI)
- 2008** Albert Haynesworth, DT (First Team, AP, SN, SI, NBC, DMN)  
Cortland Finnegan, CB (First Team, AP, SN, SI, NBC, DMN)  
Kevin Mawae, C (First Team, AP, NBC)  
Michael Roos, OT (First Team, AP, SN, SI, DMN)  
David Stewart, OT (Second Team, AP)
- 2009** Tony Brown, DT (SI)  
Chris Johnson, RB (First Team, AP, SN, SI, FW/WA)  
Michael Roos, OT (First Team, DMN, Second Team, AP)
- 2010** Michael Griffin, S (Second Team, AP)
- 2011** Michael Roos, OT (First Team, SN)
- 2013** Jurrell Casey, DT (Second Team, AP)  
Alterraun Verner, CB (First Team, SI, Second Team, AP)
- 2016** Jack Conklin, T (First Team, AP)
- 2017** Kevin Byard, S (First Team, AP, WA)  
Brett Kern, P (First Team, SN, Second Team, AP)  
Taylor Lewan, T (First Team, SN)
- 2018** Kevin Byard, S (Second Team, WA)
- 2019** Derrick Henry, RB (First Team, WA, Second Team, AP)  
Derrick Henry, Flex (Second Team, AP)  
Brett Kern, P (First Team, AP, WA, SN)
- 2020** Derrick Henry, RB (First Team, AP, WA, SN)
- 2021** Kevin Byard, S (First Team, AP, WA, SN)  
Jeffery Simmons, DT (Second Team, AP)
- 2022** Derrick Henry, RB (First Team, SN)  
Jeffery Simmons, DT (First Team, SN, Second Team, AP)  
Ryan Stonehouse (First Team, SN, Second Team, AP)

### ALL-AFC

- 1970** Elvin Bethea, DE (Honorable Mention, UPI)  
Glen Ray Hines, T (Honorable Mention, UPI)  
Ken Houston, S (First Team, FW, Second Team, UPI)  
Jerry LeVias, WR (Honorable Mention, UPI)  
Zeke Moore, CB (Honorable Mention, UPI)  
Ron Pritchard, OLB (Second Team, UPI)  
Alvin Reed, TE (First Team, UPI, FW)  
Walter Suggs, T (Honorable Mention, UPI)
- 1971** Elvin Bethea, DE (First Team, FW, Second Team, UPI)  
Ken Houston, S (First Team, UPI, SN, FW)  
Ron Pritchard, OLB (Second Team, UPI)
- 1972** Elvin Bethea, DE (First Team, SN, Second Team, UPI)  
Ken Houston, S (Second Team, UPI)  
Guy Murdock, C (All-Rookie)  
Mike Tilleman, DT (Honorable Mention, UPI)
- 1973** Gregg Bingham, LB (All-Rookie)  
Elvin Bethea, DE (Second Team, UPI)  
John Matuszak, DT (All-Rookie)
- 1974** Elvin Bethea, DE (First Team, FW, TP, Second Team, UPI)  
Gregg Bingham, MLB (Honorable Mention, UPI)  
Ken Burrough, WR (Honorable Mention, UPI)
- 1975** Elvin Bethea, DE (First Team, NY)  
Robert Brazile, OLB (Second Team, UPI, All-Rookie)  
Curley Culp, DT (First Team, AP, UPI, SN, FW, NY, TP)



## ALL-TIME ALL-PRO SELECTIONS

- Billy Johnson, KR (First Team, FW, TP)
- 1976** Elvin Bethea, DE (Honorable Mention, UPI)  
Robert Brazile, OLB (First Team, UPI, SN, FW, NY, TP, PB)  
Curley Culp, DT (First Team, SN, FW, TP, PB, Second Team, UPI)
- 1977** Elvin Bethea, DE (Honorable Mention, UPI)  
Robert Brazile, OLB (Second Team, UPI)  
Ken Burrough, WR (Second Team, UPI)  
Rob Carpenter, RB (All-Rookie)  
Curley Culp, DT (First Team, FW, Honorable Mention, UPI)  
Bill Currier, DB (All-Rookie)  
Billy Johnson, KR (First Team, FW, NY)  
George Reihner, G (All-Rookie)
- 1978** Elvin Bethea, DE (First Team, UPI, FW, NY, FX)  
Robert Brazile, OLB (First Team, UPI, SN, FW, FX, TP)  
Earl Campbell, RB (First Team, UPI, SN, FW, NY, FX, TP, All-Rookie)  
Curley Culp, DT (Second Team, UPI)  
Greg Sampson, T (Second Team, UPI)
- 1979** Jesse Baker, DE (All-Rookie)  
Robert Brazile, OLB (First, UPI, SN, FW)  
Earl Campbell, RB (First Team, UPI, SN, FW, NY, FX, TP)  
Curley Culp, DT (Second Team, UPI)  
Toni Fritsch, PK (First Team, UPI, SN, FW, NY, FX, TP)  
Leon Gray, T (First Team, UPI, SN, FW)  
Carl Mauck, C (Second Team, UPI)  
Vernon Perry, S (All-Rookie)  
Mike Reinfeldt, S (First Team, UPI, SN, FW, NY, FX, TP)
- 1980** Gregg Bingham, ILB (First Team, FX)  
Robert Brazile, OLB (First Team, UPI, FW, NY, FX, TP, PB)  
Earl Campbell, RB (First Team, UPI, FW, NY, FX, TP, PB)  
Leon Gray, T (First Team, UPI, FW, TP)  
Carl Mauck, C (First Team, FX, Honorable Mention, UPI)  
Vernon Perry, S (Second Team, UPI)  
Mike Reinfeldt, S (Second Team, UPI)  
Carl Roaches, KR (All-Rookie)  
Greg Stemrick, CB (Second Team, UPI)
- 1981** Robert Brazile, OLB (First Team, TP, Second Team, UPI)  
Earl Campbell, RB (First Team, FX, NY, Second Team, UPI)  
Leon Gray, T (Second Team, UPI)  
Vernon Perry, S (First Team, FX)  
Carl Roaches, KR (First Team, FW, TP)
- 1982** Robert Brazile, OLB (First Team, UPI)
- 1983** Steve Brown, CB (All-Rookie)  
Bruce Matthews, T (All-Rookie)  
Harvey Salem, T (All-Rookie)  
Tim Smith, WR (First Team, FW)  
Brian Sochia, DT (All-Rookie)
- 1984** Warren Moon (All-Rookie)  
Mike Munchak, G (First Team, FW, Second Team, UPI)  
Dean Steinkuhler, T (All-Rookie)
- 1985** Ray Childress, DE (All-Rookie, WA)  
Mike Munchak, G (First Team, FN, Second Team, FN, UPI)
- 1986** Ray Childress, DE (First Team, FN)  
Ernest Givins, WR (All-Rookie, FW, WA)
- 1987** Keith Bostic, S (First Team, UPI, FW)  
Mike Munchak, G (First Team, UPI, FW, FN)  
Mike Rozier, RB (Second Team, UPI)
- 1988** Ray Childress, DE (First Team, UPI, FW)  
Drew Hill, WR (Second Team, UPI)  
Bruce Matthews, G (First Team, UPI, FW, FN)  
Warren Moon, QB (Second Team, UPI)  
Mike Munchak, G (First Team, FW, Second Team, UPI)  
Eugene Seale, ST (First Team, FW)
- 1989** Ray Childress, DE (Second Team, UPI)  
John Grimsley, ILB (Second Team, UPI)  
Bruce Matthews, G (First Team, UPI, FW, FN)  
Bubba McDowell, CB (All-Rookie, FW, WA)  
Greg Montgomery, P (First Team, UPI, FN)  
Warren Moon, QB (First Team, UPI, FN)  
Mike Munchak, G (First Team, UPI, FW)  
Tony Zendejas, K (Second Team, UPI)
- 1990** Ray Childress, DT (First Team, FN, Second Team, UPI)
- Ernest Givins, WR (First Team, UPI)  
Drew Hill, WR (First Team, FN, Second Team, UPI)  
Bruce Matthews, G (First Team, UPI, FW, FN)  
Warren Moon, QB (First Team, UPI, FW, FN)  
Mike Munchak, G (First Team, FN, Second Team, UPI)
- 1991** Ray Childress, DT (First Team, UPI, FW)  
Cris Dishman, CB (First Team, UPI, FW, FN)  
John Flannery, G/C (All-Rookie, FW, WA)  
William Fuller, DE (First Team, UPI, FW, FN)  
Haywood Jeffires, WR (First Team, UPI, FW, FN)  
Bruce Matthews, C (First Team, FW)  
Mike Munchak, G (First Team, UPI, FW, FN)  
Al Smith, (First Team, UPI, FW, FN)
- 1992** Ray Childress, DT (First Team, FW)  
Haywood Jeffires, WR (First Team, UPI, FW, FN)  
Bruce Matthews, C (First Team, UPI, FW, FN)  
Greg Montgomery, P (First Team, UPI)  
Mike Munchak, G (First Team, UPI, FW, FN)  
Eddie Robinson, LB (All-Rookie, FW, WA)  
Al Smith, MLB (First Team, FW, FN)
- 1993** Ray Childress, DT (First Team, UPI, FW, FN)  
Brad Hopkins, T (All-Rookie, FW, WA)  
Bruce Matthews, C (First Team, UPI, FW, FN)  
Greg Montgomery, P (First Team, UPI, FW, FN)  
Mike Munchak, G (First Team, UPI, FW, FN)
- 1995** Blaine Bishop, S (First Team, UPI, FW, FN)  
Darryll Lewis, CB (First Team, FN, Second Team, UPI)  
Bruce Matthews, G (First Team, UPI, FW, FN)  
Marcus Robertson, S (First Team, UPI, FW, FN)  
Chris Sanders, WR (All-Rookie, FW, WA)  
Gary Walker, DT (All-Rookie, FW, WA)
- 1996** Blaine Bishop, S (Second Team, UPI)  
Al Del Greco, K (Second Team, UPI)  
Eddie George, RB (Second Team, UPI, All-Rookie, FW, WA)  
Bruce Matthews, G (First Team, UPI, FW, FN)  
John Henry Mills, ST (First Team, FW)  
Mark Stepnoski, C (Second Team, UPI)
- 1997** Kenny Holmes, DE (All-Rookie, FW, WA)  
Bruce Matthews, G (First Team, FW, FN)
- 1998** Craig Hentrich, P (First Team, FW, FN)  
Kevin Long, C (All-Rookie, FW, WA)  
Bruce Matthews, G (First Team, FW, FN)
- 1999** Eddie George, RB (First Team, FW)  
Jevon Kearse, DE (First Team, FW, FN, All-Rookie, FW, WA)  
Bruce Matthews, G (First Team, FW, FN)  
John Thornton, DT (All-Rookie, FW, WA)
- 2000** Blaine Bishop, S (First Team, FN)  
Eddie George, RB (First Team, FN, FW)  
Brad Hopkins, T (First Team, FW)  
Derrick Mason, KR (First Team, FN, FW), PR (First Team, FW)  
Bruce Matthews, G (First Team, FN, FW)  
Samar Rolle, CB (First Team, FW, FN)
- 2002** Jeff Fisher (Coach of the Year, FD)  
Steve McNair, QB (First Team, SI) (3rd in MVP voting, AP)  
Carlos Hall, DE (All-Rookie, FW, WA)  
Keith Bulluck, LB (First Team, FW, FD) (Second Team All-Pro, AP)  
Lance Schulters, S (First Team, FW)  
Kevin Carter, DE (Second Team, FD)
- 2003** Keith Bulluck, LB (First Team, FW)  
Craig Hentrich, P (First Team, FW)
- 2004** Jacob Bell, G (All-Rookie, FW, WA)
- 2005** Pacman Jones, CB/PR/KR (All-Rookie, CP, FW, WA)
- 2006** Vince Young, QB (All-Rookie, PF, WA)
- 2007** Kevin Mawae, C (First Team, PK)
- 2008** Cortland Finnegan, CB (First Team, WA)  
Chris Johnson, RB (First Team, WA, All-Rookie, FW, WA, SN)  
Kevin Mawae, C (First Team, WA)
- 2009** Chris Johnson, RB (First Team, WA)
- 2010** Marc Mariani, PR/KR (All-Rookie, FW, WA, SN)
- 2013** Jurrell Casey, DT (First Team, WA)
- 2016** DeMarco Murray, RB (First Team, WA)
- 2017** Kevin Byard, S (First Team, WA)

## ALL-TIME ALL-PRO SELECTIONS

- Brett Kern, P (First Team, WA)  
**2018** Derrick Henry, RB (First Team, WA)  
 Brett Kern, P (First Team, WA)  
 Taylor Lewan, T (First Team, WA)  
**2019** Derrick Henry, RB (First Team, WA)  
 Brett Kern, P (First Team, WA)  
**2020** Derrick Henry, RB (First Team, WA)  
**2021** Kevin Byard, S (First Team, WA)

## ALL-TIME HONORS

*(Number of individual Pro Bowls selected in parenthesis)*

### AFL ALL-STARS

- 1961** Tony Banfield, CB (1)  
 George Blanda, QB (1)  
 Billy Cannon, HB (1)  
 Don Floyd, DE (1)  
 Charlie Hennigan, E (1)  
 Ed Husmann, DT (1)  
 Al Jamison, T (1)  
 Mark Johnston, S (1)  
 Bob McLeod, E (1)  
 Dennit Morris, LB (1)  
 Bob Schmidt, C (1)  
 Charley Tolar, FB (1)  
**1962** Tony Banfield, CB (2)  
 George Blanda, QB (2)  
 Willard Dewveall, E (1)  
 Don Floyd, DE (2)  
 Fred Glick, S (1)  
 Charlie Hennigan, E (2)  
 Ed Husmann, DT (2)  
 Al Jamison, T (2)  
 Rich Michael, T (1)  
 Jim Norton, S (1)  
 Bob Schmidt, C (2)  
 Bob Talamini, G (1)  
 Charley Tolar, FB (2)  
**1963** Tony Banfield, CB (3)  
 George Blanda, QB (3)  
 Fred Glick, S (2)  
 Charlie Hennigan, E (3)  
 Ed Husmann, DT (3)  
 Rich Michael, T (2)  
 Jim Norton, S (2)  
 Bob Schmidt, C (3)  
 Bob Talamini, G (2)  
**1964** Sid Blanks, RB (1)  
 Don Floyd, DE (3)  
 Fred Glick, S (3)  
 Charlie Hennigan, E (4)  
 Pete Jaquess, CB (1)  
 Bob Talamini, G (3)  
**1965** Ode Burrell, RB (2)  
 Willie Frazier, TE (1)  
 Charlie Hennigan, E (5)  
 Bob Talamini, G (4)  
**1966** Charles Frazier, E (1)  
 W.K. Hicks, CB (1)  
 Bob Talamini, G (5)  
**1967** Woody Campbell, RB (1)  
 Miller Farr, CB (1)  
 Hoyle Granger, RB (1)  
 Pat Holmes, DE (1)  
 Jim Norton, S (3)  
 Walter Suggs, T (1)  
 Bob Talamini, G (6)

- 1968** George Webster, LB (1)  
 Sonny Bishop, G (1)  
 Garland Boyette, MLB (1)  
 Miller Farr, CB (2)  
 Hoyle Granger, RB (2)  
 Glen Ray Hines, T (1)  
 Pat Holmes, DE (2)  
 Bobby Maples, C (1)  
 Alvin Reed, TE (1)  
 Walter Suggs, T (2)  
 George Webster, LB (2)  
**1969** Jim Beirne, WR (1)  
 Elvin Bethea, DE (1)  
 Garland Boyette, MLB (2)  
 Miller Farr, CB (3)  
 Glen Ray Hines, T (2)  
 Ken Houston, S (2)  
 Jerry LeVias, WR (1)  
 Zeke Moore, CB (1)  
 Alvin Reed, TE (2)  
 George Webster, LB (3)

### AFC PRO BOWL

- 1970** Ken Houston, S (3)  
 Zeke Moore, CB (2)  
**1971** Elvin Bethea, DE (2)  
 Ken Houston, S (4)  
**1972** Elvin Bethea, DE (3)  
 Ken Houston, S (5)  
**1973** Elvin Bethea, DE (4)  
**1974** Elvin Bethea, DE (5)  
**1975** Elvin Bethea, DE (6)  
 Ken Burrough, WR (1)  
 Curley Culp, DT (1)  
 Billy Johnson, RB (1)  
 Dan Pastorini, QB (1)  
**1976** Robert Brazile, OLB (1)  
 Curley Culp, DT (2)  
**1977** Robert Brazile, OLB (2)  
 Ken Burrough, WR (2)  
 Curley Culp, DT (3)  
 Billy Johnson, KR (2)  
**1978** Elvin Bethea, DE (7)  
 Robert Brazile, OLB (3)  
 Earl Campbell, RB (1)  
 Curley Culp, DT (4)  
**1979** Elvin Bethea, DE (8)  
 Robert Brazile, OLB (4)  
 Earl Campbell, RB (2)  
 Toni Fritsch, K (1)  
 Leon Gray, T (1)  
 Mike Reinhardt, S (1)  
**1980** Robert Brazile, OLB (5)  
 Dave Casper, TE (1)  
 Earl Campbell, RB (3)  
 Greg Stenrick, CB (1)  
**1981** Robert Brazile, OLB (6)  
 Earl Campbell, RB (4)
- 1982** Leon Gray, T (2)  
 Carl Roaches, KR (1)  
**1983** Robert Brazile, OLB (7)  
**1984** Earl Campbell, RB (5)  
**1985** Mike Munchak, G (1)  
**1987** Mike Munchak, G (2)  
 Keith Bostic, S (1)  
 Mike Munchak, G (3)  
 Mike Rozier, RB (1)  
**1988** Keith Bostic, S (2)  
 Ray Childress, DE (1)  
 John Grimsley, ILB (1)  
 Drew Hill, WR (1)  
 Bruce Matthews, G (1)  
 Warren Moon, QB (1)  
 Mike Munchak, G (4)  
 Mike Rozier, RB (2)  
**1989** Bruce Matthews, G (2)  
 Warren Moon, QB (2)  
 Mike Munchak, G (5)  
**1990** Ray Childress, DT (2)  
 Ernest Givins, WR (1)  
 Drew Hill, WR (2)  
 Bruce Matthews, G (3)  
 Warren Moon, QB (3)  
 Mike Munchak, G (6)  
**1991** Ray Childress, DT (3)  
 Cris Dishman, CB (1)  
 William Fuller, DE (1)  
 Haywood Jeffires, WR (1)  
 Bruce Matthews, C (4)  
 Warren Moon, QB (4)  
 Mike Munchak, G (7)  
 Al Smith, MLB (1)  
**1992** Ray Childress, DT (4)  
 Curtis Duncan, WR (1)  
 Ernest Givins, WR (2)  
 Haywood Jeffires, WR (2)  
 Bruce Matthews, C (5)  
 Warren Moon, QB (5)  
 Mike Munchak, G (8)  
 Al Smith, MLB (2)  
 Lorenzo White, RB (1)  
 Ray Childress, DT (5)  
 Haywood Jeffires, WR (3)  
 Sean Jones, DE (1)  
 Bruce Matthews, C (6)  
 Greg Montgomery, P (1)  
 Warren Moon, QB (6)  
 Mike Munchak, G (9)  
 Webster Slaughter, WR (2,1)  
**1994** Bruce Matthews, C (7)  
**1995** Blaine Bishop, S (1)  
 Darryll Lewis, CB (1)  
 Bruce Matthews, C (8)  
 Mark Stepanoski, C (4, 1)  
**1996** Blaine Bishop, S (2)  
 Bruce Matthews, G (9)  
 John Henry Mills, ST (1)

## ALL-TIME HONORS

1997 Mark Stepnoski, C (5, 2)  
Blaine Bishop, S (3)  
Eddie George, RB (1)  
Bruce Matthews, G (10)  
1998 Eddie George, RB (2)  
Craig Hentrich, P (1)  
Bruce Matthews, G (11)  
Frank Wycheck, TE (1)  
1999 Eddie George, RB (3)  
Jevon Kearse, DE (1)  
Frank Wycheck, TE (2)  
Bruce Matthews, G (12)  
2000 Blaine Bishop, S (4)  
Eddie George, RB (4)  
Brad Hopkins, T (1)  
Jevon Kearse, DE (2)  
Derrick Mason, KR (1)  
Bruce Matthews, G (13)  
Steve McNair, QB (1)  
Samar Rolle, CB (1)  
Frank Wycheck, TE (3)  
2001 Bruce Matthews, G (14)  
Jevon Kearse, DE (3)  
2002 Kevin Carter, DE (2, 1)  
2003 Steve McNair, QB (2)  
Keith Bulluck, LB (1)  
Brad Hopkins, OT (2)  
Craig Hentrich, P (2)  
Derrick Mason, WR (2)  
2005 Steve McNair, QB (3)  
Kyle Vanden Bosch, DE (1)  
2006 Vince Young, QB (1)  
2007 Rob Bironas, K (1)  
Albert Haynesworth, DT (1)  
Kyle Vanden Bosch, DE (2)  
2008 Cortland Finnegan, CB (1)  
Albert Haynesworth, DT (2)  
Kevin Mawae, C (7, 1)  
Chris Hope, S (1)  
Chris Johnson, RB (1)  
Michael Roos, OT (1)  
Kerry Collins, QB (2, 1)  
Michael Griffin, S (1)  
2009 Chris Johnson, RB (2)  
Kevin Mawae, C (8, 2)  
Kyle Vanden Bosch, DE (3)  
Vince Young, QB (2)  
2010 Jason Babin, DE (1)  
Michael Griffin, S (2)  
Chris Johnson, RB (3)  
Marc Mariani, KR/PR (1)  
2013 Alterraun Verner, CB (1)  
2015 Jurrell Casey, DT (1)  
Delanie Walker, TE (1)  
2016 DT Jurrell Casey (2)  
T Taylor Lewan (1)  
RB DeMarco Murray (3, 1)  
OLB Brian Orakpo (4, 1)  
TE Delanie Walker (2)  
2017 S Kevin Byard (1)  
DT Jurrell Casey (3)  
P Brett Kern (1)  
T Taylor Lewan (2)  
ST Brynden Trawick (1)  
TE Delanie Walker (3)  
2018 DT Jurrell Casey (4)  
P Brett Kern (2)  
T Taylor Lewan (3)  
2019 DT Jurrell Casey (5)  
RB Derrick Henry (1)  
P Brett Kern (3)  
QB Ryan Tannehill (1)

2020 WR A.J. Brown (1)  
RB Derrick Henry (2)  
2021 S Kevin Byard (2)  
OLB Harold Landry III (1)  
G Rodger Saffold III (1)  
DT Jeffery Simmons (1)  
2022 RB Derrick Henry (3)  
C Ben Jones (1)  
DT Jeffery Simmons (2)  
LS Morgan Cox (4, 1)

### ASSOCIATED PRESS NFL MVP

1979 Earl Campbell, RB  
2003 Steve McNair, QB

### ASSOCIATED PRESS COMEBACK PLAYER OF THE YEAR

2019 Ryan Tannehill, QB

### ASSOCIATED PRESS COACH OF THE YEAR

2021 Mike Vrabel

### PRO FOOTBALL WRITERS ASSOCIATION COACH OF THE YEAR

2021 Mike Vrabel

### BERT BELL TROPHY

(NFL Most Valuable Player presented by Philadelphia Maxwell Club)

1979 Earl Campbell, RB

### BERT BELL ROOKIE OF YEAR

(NFL Rookie Most Valuable Player presented by Philadelphia Maxwell Club)

1996 Eddie George, RB

### AFL PLAYER OF YEAR

1961 George Blanda, QB (UPI, SN)  
1967 George Blanda, QB (SN)

### AFL DEFENSIVE ROOKIE OF YEAR

1967 George Webster, LB (SN)

### NFL PLAYER OF THE YEAR

1978 Earl Campbell, RB (NEA, WA, FD, NY)  
1979 Earl Campbell, RB (NEA, WA)  
1980 Earl Campbell, RB (NEA, NY, CP)  
2003 Steve McNair, QB (DZ)

### NFL OFFENSIVE PLAYER OF YEAR

1978 Earl Campbell, RB (AP)  
1979 Earl Campbell, RB (AP, FW)  
1980 Earl Campbell, RB (AP)  
1990 Warren Moon, QB (AP)  
2009 Chris Johnson, RB (AP)  
2020 Derrick Henry, RB (AP)

### NFL DEFENSIVE PLAYER OF YEAR

1975 Curley Culp, DT (NEA)  
1979 Jesse Baker, DT (FW)

### NFL ROOKIE OF YEAR

1978 Earl Campbell, RB (AP)  
1979 Jesse Baker, DT (FW)  
1996 Eddie George, RB (SN, FW, SI)  
2006 Vince Young, QB (SI, DP)

### NFL OFFENSIVE ROOKIE OF YEAR

1978 Earl Campbell, RB (FW)  
1996 Eddie George, RB (AP, FW, FD, CP)  
2006 Vince Young, QB (AP, PF, WA)

### NFL DEFENSIVE ROOKIE OF YEAR

1975 Robert Brazile, LB (AP)  
1979 Jesse Baker, DT (FW)  
1999 Jevon Kearse, DE (AP, FN, FW, CP, FD)

### AFC PLAYER OF YEAR

1978 Earl Campbell, RB (SN, NY)  
2000 Eddie George, RB (FN)

### AFC OFFENSIVE PLAYER OF YEAR

1978 Earl Campbell, RB (UPI, KC)  
1990 Warren Moon, QB (UPI)

### AFC DEFENSIVE PLAYER OF YEAR

1975 Robert Brazile, LB (SN)  
1979 Jesse Baker, DT (FW)  
Mike Reinfeldt, S (KC)

### DIET PEPSI ROOKIE OF YEAR

2006 Vince Young, QB

### ED BLOCK COURAGE AWARD

(nominee from each NFL team for courage in battling injuries)

1984 Bob Hamm  
1985 Pat Howell  
1986 Dean Steinkuhler  
1987 Kent Hill  
1988 Alonzo Highsmith  
1989 Doug Smith  
1990 Mike Munchak  
1991 Bubba McDowell  
1992 Warren Moon  
1993 Curtis Duncan  
1994 Marcus Robertson  
1995 Barron Wortham  
1996 Blaine Bishop  
1997 Bruce Matthews  
1998 Steve Jackson  
1999 Steve McNair  
2000 Kenny Holmes  
2001 Kevin Dyson  
2002 Eddie George  
2003 Kevin Carter  
2004 Keith Bulluck  
2005 Tank Williams  
2006 Brandon Jones  
2007 David Thornton  
2008 Chris Hope  
2009 Kevin Mawae  
2010 Will Witherspoon  
2011 Derrick Morgan  
2012 Kenny Britt  
2013 David Stewart  
2014 Michael Griffin  
2015 Craig Stevens  
2016 Jason McCourty  
2017 Karl Klug  
2018 Jack Conklin  
2019 Jonnu Smith  
2020 Jeffery Simmons  
2021 Nick Westbrook-Ikhine  
2022 Robert Woods

## ALL-TIME HONORS

**TITANS MAN OF THE YEAR**

(nominee from each NFL team for Walter Payton NFL Man of the Year)

1996	Marcus Robertson
1997	Al Del Greco
1998	Al Del Greco
1999	Chris Sanders
2000	Kenny Holmes
2001	Jason Fisk
2002	Kevin Carter
2003	Kevin Carter
2004	Kevin Carter
2005	Steve McNair
2006	Keith Bulluck
2007	Keith Bulluck
2008	David Thornton
2009	Kyle Vanden Bosch
2010	Cortland Finnegan
2011	Cortland Finnegan
2012	Jared Cook
2013	Delanie Walker
2014	Jason McCourty
2015	Delanie Walker
2016	Jurrell Casey
2017	Wesley Woodyard
2018	Jurrell Casey
2019	Ben Jones
2020	Kevin Byard
2021	Derrick Henry
2022	Derrick Henry

**NFL PLAYER OF WEEK**

1984	<b>Larry Moriarty, RB, Week 11</b> (AFC Offensive)
1985	<b>Steve Brown, CB, Week 1</b> (AFC Defensive) <b>Bo Eason, S, Week 12</b> (AFC Defensive)
1987	<b>Eugene Seale, LB, Week 4</b> (AFC Defensive)
1988	<b>Ray Childress, DT, Week 1</b> (AFC Defensive) <b>Allen Pinkett, RB, Week 4</b> (AFC Offensive) <b>Drew Hill, WR, Week 9</b> (AFC Offensive)
1989	<b>Warren Moon, QB, Week 6</b> (AFC Offensive)
1990	<b>Warren Moon, QB, Week 6</b> (AFC Offensive) <b>Johnny Meads, LB, Week 7</b> (AFC Defensive) <b>Warren Moon, QB, Week 11</b> (AFC Offensive) <b>Lorenzo White, RB, Week 12</b> (AFC Offensive) <b>Warren Moon, QB, Week 15</b> (AFC Offensive) <b>Cody Carlson, QB, Week 17</b> (AFC Offensive)
1991	<b>Lamar Lathon, LB, Week 2</b> (AFC Defensive) <b>Ernest Givins, WR, Week 6</b> (AFC Offensive) <b>Haywood Jeffires, WR, Week 7</b> (AFC Offensive) <b>Warren Moon, QB, Week 12</b> (AFC Offensive) <b>Ray Childress, DT, Week 15</b> (AFC Defensive) <b>William Fuller, DE, Week 16</b> (AFC Defensive)

1992	<b>Cody Carlson, QB, Week 13</b> (AFC Offensive) <b>Lorenzo White, RB, Week 16</b> (AFC Offensive) <b>Ray Childress, DT, Week 17</b> (AFC Defensive)
1993	<b>Marcus Robertson, S, Week 2</b> (AFC Defensive) <b>Greg Montgomery, P, Week 7</b> (AFC Special Teams) <b>Warren Moon, QB, Week 8</b> (AFC Offensive) <b>Gary Brown, RB, Week 11</b> (AFC Offensive) <b>Marcus Robertson, S, Week 12</b> (AFC Defensive) <b>William Fuller, DE, Week 13</b> (AFC Defensive) <b>Steve Jackson, CB, Week 14</b> (AFC Defensive) <b>Gary Brown, RB, Week 16</b> (AFC Offensive) <b>Blaine Bishop, S, Week 17</b> (AFC Defensive) <b>Ray Childress, DT, Week 18</b> (AFC Defensive)
1995	<b>Chris Chandler, QB, Week 4</b> (AFC Offensive) <b>John Henry Mills, LB, Week 4</b> (AFC Special Teams) <b>Cris Dishman, CB, Week 9</b> (AFC Defensive)
1996	<b>Eddie George, RB, Week 2</b> (AFC Offensive) <b>Mel Gray, KR, Week 6</b> (AFC Defensive)
1997	<b>Eddie George, RB, Week 1</b> (AFC Offensive) <b>M. Robertson, FS, Week 14</b> (AFC Defensive)
1998	<b>Blaine Bishop, SS, Week 6</b> (AFC Defensive) <b>Mike Archie, RB, Week 7</b> (AFC Special Teams) <b>Eddie George, RB, Week 10</b> (AFC Offensive) <b>Craig Hentrich, P, Week 10</b> (AFC Special Teams)
1999	<b>Al Del Greco, K, Divisional</b> (AFC Special Teams) <b>Steve McNair, QB, Week 8, 16,</b> <b>AFC Champ.</b> (AFC Offensive) <b>Derrick Mason, WR/KR,</b> <b>Week 12, AFC Champ.</b> (AFC Special Teams) <b>Eddie Robinson, LB, Week 14</b> (AFC Defensive) <b>Kevin Dyson, Frank Wycheck,</b> <b>Wild Card</b> (AFC Special Teams)
2000	<b>Derrick Mason, KR/PR, Week 4</b> (AFC Special Teams) <b>Randall Godfrey, LB, Week 8, 17</b> (AFC Defensive) <b>Samari Rolle, CB, Week 9</b> (AFC Defensive) <b>Al Del Greco, K, Week 14</b> (AFC Special Teams) <b>Eddie Robinson, LB, Week 14</b> (AFC Defensive) <b>Eddie George, RB, Week 16</b>

(AFC Offensive)	
2001	<b>Joe Nedney, K, Week 5</b> (AFC Special Teams) <b>Joe Nedney, K, Week 6</b> (AFC Special Teams) <b>Steve McNair, QB, Week 8</b> (AFC Offensive) <b>Derrick Mason, WR, Week 10</b> (AFC Special Teams) <b>Steve McNair, QB, Week 12</b> (AFC Offensive)
2002	<b>Carlos Hall, DE, Week 1</b> (AFC Defensive) <b>Steve McNair, QB, Week 9</b> (AFC Offensive) <b>Frank Wycheck, TE, Divisional</b> (NFL Offensive)
2003	<b>Craig Hentrich, P, Week 1</b> (AFC Special Teams) <b>Rocky Boiman, LB, Week 4</b> (AFC Defensive) <b>Jevon Kearse, DE, Week 7</b> (AFC Defensive) <b>Justin McCareins, WR, Week 12</b> (AFC Special Teams) <b>Craig Hentrich, P, Week 16</b> (AFC Special Teams) <b>Gary Anderson, K, Week 17</b> (AFC Special Teams) <b>Gary Anderson, K, Wild Card</b> (AFC Special Teams)
2004	<b>Chris Brown, RB, Week 5</b> (AFC Offensive)
2005	<b>Pacman Jones, CB, Week 14</b> (AFC Special Teams)
2006	<b>Vince Young, QB, Week 16</b> (AFC Offensive) <b>Casey Cramer, TE, Week 6</b> (AFC Special Teams) <b>Rob Bironas, K, Week 13</b> (AFC Special Teams)
2007	<b>Chris Brown, RB, Week 1</b> (AFC Offensive) <b>Keith Bulluck, LB, Week 3</b> (AFC Defensive) <b>Kyle Vanden Bosch, DE, Week 16</b> (AFC Defensive) <b>Rob Bironas, K, Week 7</b> (AFC Special Teams) <b>Rob Bironas, K, Week 17</b> (AFC Special Teams)
2008	<b>Cortland Finnegan, Week 1</b> (AFC Defensive) <b>Keith Bulluck, LB, Week 2</b> (AFC Special Teams) <b>Craig Hentrich, P, Week 10</b> (AFC Special Teams) <b>Chris Hope, S, Week 8</b> (AFC Defensive)
2009	<b>Chris Johnson, RB, Week 8</b> (AFC Offensive) <b>Vince Young, QB, Week 12</b> (AFC Offensive) <b>Keith Bulluck, LB, Week 14</b> (AFC Defensive)
2010	<b>Chris Johnson, RB, Week 5</b> (AFC Offensive) <b>Marc Mariani, KR/PR, Week 11</b> (AFC Special Teams)
2011	<b>Marc Mariani, KR/PR, Week 10</b> (AFC Special Teams) <b>Chris Johnson, RB, Week 12</b>

## ALL-TIME HONORS

	(AFC Offensive)
	<b>Colin McCarthy, LB, Week 13</b>
	(AFC Defensive)
2012	<b>Darius Reynaud, KR/PR, Week 3</b> (AFC Special Teams)
	<b>Chris Johnson, RB, Week 7</b> (AFC Offensive)
	<b>Darius Reynaud, KR/PR, Week 17</b> (AFC Special Teams)
2013	<b>Alterraun Verner, CB, Week 4</b> (AFC Defensive)
2014	<b>Jurrell Casey, DT, Week 6</b> (AFC Defensive)
2015	<b>Marcus Mariota, QB, Week 1, 9</b> (AFC Offensive)
2016	<b>Marcus Mariota, QB, Week 10</b> (AFC Offensive)
	<b>Ryan Succop, K, Week 15</b> (AFC Special Teams)
2017	<b>Ryan Succop, K, Week 6</b> (AFC Special Teams)
	<b>Kevin Byard, S, Week 7, 17</b> (AFC Defensive)
2018	<b>Dane Cruikshank, S, Week 2</b> (AFC Special Teams)
	<b>Marcus Mariota, QB, Week 4</b> (AFC Offensive)
	<b>Wesley Woodyard, LB, Week 10</b> (AFC Defensive)
	<b>Derrick Henry, RB, Week 14</b> (AFC Offensive)
2019	<b>Cameron Wake, OLB, Week 1</b> (AFC Defensive)
	<b>Ryan Tannehill, QB, Week 14</b> (AFC Offensive)
	<b>Derrick Henry, RB, Week 17</b> (AFC Offensive)
2020	<b>Stephen Gostkowski, K, Week 3</b> (AFC Special Teams)
	<b>Derrick Henry, RB, Week 6, 17</b> (AFC Offensive)
	<b>Jeffery Simmons, DT, Week 9</b> (AFC Defensive)
2021	<b>Derrick Henry, RB, Week 2</b> (AFC Offensive)
	<b>Derrick Henry, RB, Week 6</b> (AFC Offensive)
	<b>Randy Bullock, K, Week 8</b> (AFC Special Teams)
	<b>Ryan Tannehill, QB, Week 18</b> (AFC Offensive)
2022	<b>Randy Bullock, K, Week 7</b> (AFC Special Teams)
	<b>Derrick Henry, RB, Week 8</b> (AFC Offense)
	<b>Ryan Stonehouse, P, Week 10</b> (AFC Special Teams)

### NFL.COM ALL-HEART PLAYER OF WEEK

2000	Eddie George, RB, Week 6 Bruce Matthews, G, Week 7
------	---

### NFL PLAYER OF MONTH

1988	<b>Drew Hill, WR, September</b> (AFC Offensive)
1990	<b>Warren Moon, QB, November</b> (AFC Offensive)
1991	<b>Cris Dishman, CB, October</b> (AFC Defensive)
1992	<b>Lorenzo White, RB, December</b>

	(AFC Offensive)
1993	<b>Gary Brown, RB, November</b> (AFC Offensive)
	<b>Al Del Greco, K, November</b> (AFC Special Teams)
	<b>Cris Dishman, CB, December</b> (AFC Defensive)
1996	<b>Al Del Greco, K, October</b> (AFC Special Teams)
1998	<b>Craig Hentrich, P, November</b> (AFC Special Teams)
1999	<b>Jevon Kearse, DE, December</b> (AFC Defensive)
2000	<b>Derrick Mason, KR/PR, October</b> (AFC Special Teams)
2002	<b>Steve McNair, QB, December</b> (AFC Offensive)
2003	<b>Steve McNair, QB, October</b> (AFC Offensive)
2007	<b>Rob Bironas, K, October</b> (AFC Special Teams)
2008	<b>Albert Haynesworth, DT, September</b> (AFC Defensive)
2009	<b>Chris Johnson, RB, November</b> (AFC Offensive)
2010	<b>Michael Griffin, S, October</b> (AFC Defensive)
2012	<b>Darius Reynaud, KR/PR, September</b> (AFC Special Teams)
2016	<b>Marcus Mariota, QB, November</b> (AFC Offensive)
2017	<b>Ryan Succop, K, September</b> (AFC Special Teams)
2018	<b>Derrick Henry, RB, December</b> (AFC Offensive)
2019	<b>Ryan Tannehill, QB, December</b> (AFC Offensive)
2020	<b>Stephen Gostkowski, K, September</b> (AFC Special Teams)
	<b>Derrick Henry, RB, October</b> (AFC Offensive)
2021	<b>Kevin Byard, S, October</b> (AFC Defensive)
2022	<b>Derrick Henry, RB, October</b> (AFC Offensive)
	<b>Ryan Stonehouse, P, October</b> (AFC Special Teams)

### FEDEX AIR PLAYER OF WEEK

2003	Steve McNair, QB, Week 6
2004	Billy Volek, QB, Week 14
2015	Marcus Mariota, QB, Week 9
2016	Marcus Mariota, QB, Week 10
2019	Ryan Tannehill, QB, Week 14
2020	Ryan Tannehill, QB, Week 6

### FEDEX GROUND PLAYER OF WEEK

2004	Chris Brown, RB, Week 5
2007	Chris Brown, RB, Week 1
2009	Chris Johnson, RB, Week 8 Chris Johnson, RB, Week 12
2012	Chris Johnson, RB, Week 7
2013	Chris Johnson, RB, Week 9
2016	DeMarco Murray, RB, Week 10
2018	Derrick Henry, RB, Week 14 Derrick Henry, RB, Week 15
2019	Derrick Henry, RB, Week 10 Derrick Henry, RB, Week 12 Derrick Henry, RB, Week 13 Derrick Henry, RB, Week 14 Derrick Henry, RB, Week 17
2020	Derrick Henry, RB, Week 6

	Derrick Henry, RB, Week 11
	Derrick Henry, RB, Week 12
	Derrick Henry, RB, Week 14
	Derrick Henry, RB, Week 15
2021	Derrick Henry, RB, Week 2 Derrick Henry, RB, Week 3 Derrick Henry, RB, Week 5

### FEDEX GROUND PLAYER OF YEAR

2009	Chris Johnson, RB
2019	Derrick Henry, RB
2020	Derrick Henry, RB

### NFL ROOKIE OF MONTH

1996	Eddie George, RB, Sept.
1999	Jevon Kearse, DE, Sept., Nov., Dec.
2008	Chris Johnson, RB, Sept.
2015	Marcus Mariota, QB, Sept.
2019	A.J. Brown, WR, Dec.

### PEPSI NFL ROOKIE OF THE WEEK

2006	Vince Young, QB, Week 12 Vince Young, QB, Week 13 Vince Young, QB, Week 14 Vince Young, QB, Week 16
2008	Chris Johnson, RB, Week 7 Chris Johnson, RB, Week 9
2011	Colin McCarthy, LB, Week 13
2015	Marcus Mariota, QB, Week 1
2019	A.J. Brown, WR, Week 12

### AFC OFFENSIVE ROOKIE OF YEAR

1996	Eddie George, RB (PF, FD, CP)
2006	Vince Young, QB (AP, PF, WA)

### AFC DEFENSIVE ROOKIE OF YEAR

1999	Jevon Kearse, DE (AP, PFW, FN, CPFW)
------	--------------------------------------

### AFL ALL-ROOKIE

1967	George Webster, LB
------	--------------------

### NFL ALL-ROOKIE

1972	Guy Murdock, C
1973	Gregg Bingham, LB John Matuszak, DT
1975	Robert Brazile, LB
1977	Rob Carpenter, RB Bill Currier, DB George Reihner, G
1978	Earl Campbell, RB
1979	Jesse Baker, DT Vernon Perry, S
1980	Carl Roaches, KR
1983	Steve Brown, CB Bruce Matthews, T Harvey Salem, T Brian Sochia, DT Warren Moon, QB
1984	Dean Steinkuhler, T
1985	Ray Childress, DT
1986	Ernest Givins, WR
1989	Bubba McDowell, S
1991	John Flannery, C
1992	Eddie Robinson, LB
1993	Brad Hopkins, T
1995	Chris Sanders, WR Gary Walker, DT
1996	Eddie George, RB
1997	Kenny Holmes, DE

## ALL-TIME HONORS

<b>1998</b>	Kevin Long, C
<b>1999</b>	Jevon Kearse, DE John Thornton, DT
<b>2002</b>	Carlos Hall, DE
<b>2004</b>	Jacob Bell, G
<b>2005</b>	Pacman Jones, CB/PR/KR
<b>2006</b>	Vince Young, QB
<b>2008</b>	Chris Johnson, RB
<b>2010</b>	Marc Mariani, PR/KR
<b>2014</b>	Taylor Lewan, T
<b>2016</b>	Jack Conklin, T
<b>2019</b>	A.J. Brown, WR
<b>2022</b>	Chig Okonkwo, TE Ryan Stonehouse, P

### PRO BOWL PLAYER OF GAME

<b>1976</b>	Billy Johnson, PR
<b>2017</b>	Delanie Walker, TE (Offensive MVP)

### NFL 75th ANNIVERSARY TEAM

Ken Houston, S  
Billy Johnson, PR

### AFL ALL-TIME TEAM

George Blanda, K (First Team)  
Miller Farr, CB (Second Team)  
Charlie Hennigan, WR (Second Team)  
Bob Talamini, G (Second Team)  
George Webster, LB (First Team)

### NFL ALL-DECADE TEAM

<b>1970s</b>	Robert Brazile, LB (Second Team) Earl Campbell, RB (Second Team) Ken Houston, S (First Team) Billy Johnson, KR (Second Team)
<b>1980s</b>	Billy Johnson, PR (First Team) Mike Munchak, G (Second Team)
<b>1990s</b>	Mel Gray, PR & KR (Second Team) Bruce Matthews, G (First Team) Mark Stepnoski, C (Second Team)
<b>2000s</b>	Kevin Mawae, C (First Team)

### PRO FOOTBALL HALL OF FAME ALL-TIME TEAM

Bruce Matthews, G  
George Blanda, K

### NFL ALUMNI

<b>1999</b>	Jevon Kearse, DE (Pass Rusher of the Year)
<b>2000</b>	Bruce Matthews, G (Offensive Lineman of the Year)

### TEAM CAPTAINS (SINCE 2007)

<b>2007</b>	Vince Young, QB (offense) Kevin Mawae, C (offense) Keith Bulluck, LB (defense) Kyle Vanden Bosch, DE (defense) Craig Hentrich, P (special teams)
<b>2008</b>	Vince Young, QB (offense) Kevin Mawae, C (offense) Keith Bulluck, LB (defense) Kyle Vanden Bosch, DE (defense) Craig Hentrich, P (special teams)
<b>2009</b>	Kerry Collins, QB (offense) Kyle Vanden Bosch, DE (defense) Craig Hentrich, P (special teams) Donnie Nicky, S (special teams)
<b>2010</b>	Vince Young, QB (offense) Ahmard Hall, FB (offense) Stephen Tulloch, LB (defense) Donnie Nicky, S (special teams)
<b>2011</b>	Matt Hasselbeck, QB (offense) Cortland Finnegan, CB (defense) Tim Shaw, LB (special teams)
<b>2012</b>	Jake Locker, QB (offense) Steve Hutchinson, G (offense) Jason McCourty, CB (defense) Colin McCarthy, LB (defense) Tim Shaw, LB (special teams)
<b>2013</b>	Jake Locker, QB (offense) Michael Roos, T (offense) Nate Washington, WR (offense) Jason McCourty, CB (defense) Bernard Pollard, S (defense) Patrick Bailey, LB (special teams)
<b>2014</b>	Jake Locker, QB (offense) Nate Washington, WR (offense) Jurrell Casey, DT (defense) Wesley Woodyard, LB (defense) George Wilson, S (special teams)
<b>2015</b>	Taylor Lewan, T (offense) Delanie Walker, TE (offense) Jurrell Casey, DT (defense) Marcus Mariota, QB (offense)

<b>2016</b>	Dexter McCluster, RB (offense) Jason McCourty, CB (defense) Brian Orakpo, OLB (defense) Wesley Woodyard, LB (special teams) Marcus Mariota, QB (offense) Delanie Walker, TE (offense) Jurrell Casey, DT (defense) Brian Orakpo, OLB (defense) Daimion Stafford, S (special teams) Wesley Woodyard, LB (special teams)
<b>2017</b>	Marcus Mariota, QB (offense) Delanie Walker, TE (offense) Jurrell Casey, DT (defense) Brian Orakpo, OLB (defense) Tim Shaw, Alumni (special teams) Wesley Woodyard, LB (special teams)
<b>2018</b>	Ben Jones, C (offense) Marcus Mariota, QB (offense) Delanie Walker, TE (offense) Jurrell Casey, DT (defense) Wesley Woodyard, LB (defense) Daren Bates, LB (special teams) Ben Jones, C (offense) Marcus Mariota, QB (offense) Kevin Byard, S (defense) Jurrell Casey, DT (defense) Wesley Woodyard, LB (special teams)
<b>2019</b>	Derrick Henry, RB (offense) Ryan Tannehill, QB (offense) Kevin Byard, S (defense) DaQuan Jones, NT (defense) Brett Kern, P (special teams)
<b>2020</b>	Derrick Henry, RB (offense) Ryan Tannehill, QB (offense) Kevin Byard, S (defense) Jeffery Simmons, DT (defense) Brett Kern, P (special teams)
<b>2021</b>	Derrick Henry, RB (offense) Ryan Tannehill, QB (offense) Kevin Byard, S (defense) Jeffery Simmons, DT (defense) Brett Kern, P (special teams)
<b>2022</b>	Derrick Henry, RB (offense) Ryan Tannehill, QB (offense) Ben Jones, C (offense) Kevin Byard, S (defense) Jeffery Simmons, DT (defense)

## TITANS/OILERS HALL OF FAME & RING OF HONOR

In recognition of the 40th season of the Houston Oilers/Tennessee Titans organization in 1999, the team's late owner K.S. "Bud" Adams, Jr. created an official team Hall of Fame, featuring players and staff from the past, while creating a special place for Titans stars of the future to be recognized.

On Sept. 7, 2008, the same day Titans owner K.S. "Bud" Adams, Jr. was added to the Titans/Oilers Hall of Fame, he unveiled the Ring of Honor at Nissan Stadium during the team's season opener. The Ring of Honor would feature the same players inducted into the team Hall of Fame. The initial members of the Ring of Honor included Adams, Elvin Bethea, George Blanda, Earl Campbell, Mike Holovak, Ken Houston, Mike Munchak, Jim Norton, Warren Moon and Bruce Matthews.

Through 2022, 17 individuals were named to the franchise's Hall of Fame and Ring of Honor. Most recently, the franchise added former head coaches Bum Phillips and Jeff Fisher and former general manager Floyd Reese to the Hall of Fame in 2021.

NAME	POSITION	YEARS WITH FRANCHISE	INDUCTED
K.S. "Bud" Adams, Jr.	Team Owner/Founder	1959-2013	Sept. 7, 2008
Elvin Bethea	Defensive End	1968-83	Dec. 9, 1999
George Blanda	Quarterback/Kicker	1960-66	Dec. 9, 1999
Robert Brazile	Linebacker	1975-84	Oct. 14, 2018
Earl Campbell	Running Back	1978-84	Dec. 9, 1999
Jeff Fisher	Head Coach	1994-2010	Nov. 21, 2021
Eddie George	Running Back	1996-2003	Oct. 27, 2008
Mike Holovak	General Manager	1981-99	Dec. 9, 1999
Ken Houston	Safety	1967-72	Dec. 9, 1999
Bruce Matthews	Offensive Lineman	1983-2002	Dec. 8, 2002
Steve McNair	Quarterback	1995-2005	Oct. 27, 2008
Warren Moon	Quarterback	1984-93	Oct. 1, 2006
Mike Munchak	Guard	1982-93	Dec. 9, 1999
Jim Norton	Safety/Punter	1960-68	Dec. 9, 1999
O.A. "Bum" Phillips	Head Coach	1975-80	Sept. 26, 2021
Floyd Reese	General Manager	1986-2006	Nov. 21, 2021
Frank Wycheck	Tight End	1995-2003	Oct. 27, 2008



Eddie George, Steve McNair and Frank Wycheck were inducted into the team's Hall of Fame and Ring of Honor during the 2008 season.

## FRANCHISE PRO FOOTBALL HALL OF FAMERS

16



### GEORGE BLANDA

QUARTERBACK/KICKER • 6'2" • 215 lbs • COLLEGE: KENTUCKY  
 NFL SEASONS: 26 • YEARS WITH OILERS: 7 (1960-66)  
 HOMETOWN: YOUNGWOOD, PA. • BORN: SEPT. 27, 1927  
 GAMES PLAYED: 340 • HALL OF FAME INDUCTION: 1981



George Blanda, who came out of retirement with the emergence of the American Football League in 1960, was the offensive catalyst for the explosive Oiler squads of the early 1960s. He played quarterback and handled the placekicking chores in Columbia blue for seven of his NFL-record 26 seasons in the league. Blanda was the team's leading passer and scorer in each of those seven seasons and still owns franchise records for most extra points (299), most touchdown passes in a season (36) and most touchdown passes in a game (7). He is also third in points scored with 596. The 36 scoring tosses stood as an NFL record for an astounding 23 years. Blanda's NFL career records included most games

(340), most points (2,002) and most extra points (943). He also passed for 236 touchdowns. Blanda captained the Oilers to two consecutive AFL titles in 1960 and 1961, earning AFL Player of the Year honors in 1961. Blanda's career was divided into three distinct parts, 10 years with the Chicago Bears, seven seasons with the Houston Oilers and nine years with the Oakland Raiders. In 1970, he became the oldest quarterback to play in a title game. He was just a month shy of his 49th birthday when he retired before the 1976 season. Blanda passed away at age 83 on Sept. 27, 2010.



### GEORGE BLANDA'S CAREER STATISTICS

Year	Team	GP	PASSING						RUSHING			
			Att	Cmp	Yds	TD	Int	Rating	Att	Yds	Avg	TD
1949-58	Chicago	116	988	445	5,936	48	70	51.3	91	312	3.4	5
1960-66	Houston	98	2,784	1,347	19,149	165	189	73.8	41	28	-0.6	4
1967-75	Oakland	126	235	119	1,835	23	18	69.4	3	4	1.3	0
<b>Totals</b>		<b>340</b>	<b>4,007</b>	<b>1,911</b>	<b>26,920</b>	<b>236</b>	<b>277</b>	<b>60.6</b>	<b>135</b>	<b>344</b>	<b>2.5</b>	<b>9</b>

Year	Team	GP	KICKING				
			FG	FGA	Pct.	PATs	Pts
1949-58	Chicago	116	82	201	40.8	247	541
1960-66	Houston	98	91	187	48.6	301	598
1967-75	Oakland	126	162	249	65.1	395	863
<b>Totals</b>		<b>340</b>	<b>335</b>	<b>637</b>	<b>52.6</b>	<b>943</b>	<b>2,002</b>



## FRANCHISE PRO FOOTBALL HALL OF FAMERS

29



## KEN HOUSTON

**SAFETY** • 6'3" • 197 lbs • **COLLEGE:** PRAIRIE VIEW A&M  
**NFL SEASONS:** 14 • **YEARS WITH OILERS:** 6 (1967-72)  
**HOMETOWN:** LUFKIN, TEXAS • **BORN:** NOV. 12, 1944  
**GAMES PLAYED:** 196 • **HALL OF FAME INDUCTION:** 1986



Considered one of the best safeties in football history, Ken Houston picked off 49 passes (898 yards), recovered 21 fumbles and scored 12 touchdowns over his 14-season NFL career, earning Pro Bowl honors 12 consecutive times (1968-69 AFL, 1970-79 NFL). Houston returned an NFL-record nine interceptions for a touchdown in his six seasons as an Oiler. Four of those scores came in 1971, tying an NFL record. He returned two in one game against San Diego in the 1971 season finale, which also ties an NFL mark. His other three touchdowns came on a punt return, a fumble return and a blocked field goal return. Houston also holds the Oilers record for most career interception return yards with 650. With a long, fluid stride, Houston had excellent speed and quickness. His 6-3, 197-pound frame made him an ideal pass defender. Yet his lean, muscular body helped him to become a punishing tackler. Originally a ninth-round draft

choice out of Prairie View A&M, Houston earned a starter's role by the third game of his rookie season. Two weeks later in a game against the New York Jets, he scored two touchdowns, one on a 71-yard blocked field goal attempt, and the other on a 43-yard interception return. After excelling for six years with the Oilers, Ken was traded to the Washington for five veteran players in 1973. Washington once referred to Houston as "pro football's most underrated superstar," but his capabilities were widely recognized. He won all-league acclaim with the Oilers in 1969 and 1971, and then was either All-Pro or All-NFC with Washington every year from 1973 to 1979. He was selected for either the AFL All-Star game or the AFC-NFC Pro Bowl 12 straight seasons from 1968 through 1979. He played in 183 consecutive games before suffering a broken arm against the New York Giants Nov. 25, 1979.



## KEN HOUSTON'S CAREER STATISTICS

Year	Team	G	Int	Yds	Avg	TD	FR	TD
1967-72	Houston	84	25	650	26.0	9	11	1
1973-80	Washington	112	24	248	10.3	0	10	0
<b>Totals</b>		<b>196</b>	<b>49</b>	<b>898</b>	<b>18.3</b>	<b>9</b>	<b>21</b>	<b>1</b>

**Additional Career Statistics:** Punt Returns: 51 returns for 333 yards, 1 TD; Kickoff Returns: 3 returns for 80 yards

## FRANCHISE PRO FOOTBALL HALL OF FAMERS

34



## EARL CAMPBELL

RUNNING BACK • 5'11" • 232 lbs • COLLEGE: TEXAS  
 NFL SEASONS: 8 • YEARS WITH OILERS: 7 (1978-84)  
 HOMETOWN: TYLER, TEXAS • BORN: MARCH 29, 1955  
 GAMES PLAYED: 115 • HALL OF FAME INDUCTION: 1991



Earl Campbell, a 5-11, 232-pound ball-carrying dynamo from the University of Texas, joined the Houston Oilers as the first player taken in the 1978 National Football League Draft. The first player to earn All-Southwest Conference honors four years, Campbell was a consensus All-America and the Heisman Trophy winner in 1977. Campbell took the NFL by storm from the outset. In 1978, he was named the NFL's Most Valuable Player, All-Pro, and Rookie of the Year. He won the league rushing championship with a club-record 1,450 yards and was named to the AFC Pro Bowl squad. It was more of the same the next two years with NFL rushing titles, MVP honors, and consensus All-Pro acclaim each season. He followed his rookie campaign with 1,697 yards in 1979, but his finest year came in 1980 when he rushed for 1,934 yards, which at the time was second only to O. J. Simpson's 2,003 yards gained in 1973. That year, Campbell gained over 200 yards in four games. In 1981, he won his fourth straight AFC rushing title with 1,376 yards. A sensational runner, Campbell was picked for the Pro Bowl five of his first six NFL seasons (1978-81, 1983). In his eight-year career, which finished in New Orleans, Campbell rushed 2,187 times

for 9,407 yards, and 74 touchdowns, retiring as the NFL's seventh all-time leading rusher. He also gained 806 yards on 121 receptions to bring his career combined net yards total to 10,213. He set Oilers records for most career yards (8,574), most career attempts (1,979), most touchdown runs (73) and most consecutive games with a rushing touchdown (5). His most famous performance came in a Monday night game against Miami in his rookie season. That night, he rushed for 199 yards and four touchdowns to lead the Oilers to a spectacular 35-30 victory. In spite of the constant pounding he took from opposing defenders, Earl missed only six games out of 115 because of injuries. Midway into his seventh season, he was traded by the Oilers to the New Orleans Saints for a first-round draft pick. He played a season and a half with the Saints before retiring after the 1985 campaign. Campbell is one of just four people officially designated a Texas Legend by the Texas State Legislature. The others are Davy Crockett, Sam Houston and Stephen F. Austin. Campbell was the only designee of the 20th century.



## EARL CAMPBELL'S CAREER STATISTICS

Years	Team	G	RUSHING				RECEIVING				
			Att	Yds	Avg	TD	Rec	Yds	Avg	Lg	TD
1978-84	Houston	91	1,979	8,574	4.3	73	115	718	6.2	66	0
1984-85	New Orleans	24	208	833	4.0	1	6	88	14.7	39	0
<b>Totals</b>		<b>115</b>	<b>2,187</b>	<b>9,407</b>	<b>4.3</b>	<b>74</b>	<b>121</b>	<b>806</b>	<b>6.7</b>	<b>66</b>	<b>0</b>

**Additional Career Statistics:** Passing: 1 for 3 for 57 yards, 1 TD, 1 Int

## FRANCHISE PRO FOOTBALL HALL OF FAMERS

# 18




### CHARLIE JOINER

WIDE RECEIVER • 5'11" • 188 lbs • COLLEGE: GRAMBLING  
 NFL SEASONS: 18 • YEARS WITH OILERS: 4 (1969-72)  
 HOMETOWN: MANY, LA. • BORN: OCT. 14, 1947  
 GAMES PLAYED: 239 • HALL OF FAME INDUCTION: 1996



Charlie Joiner played 18 seasons in the NFL, including his first four with the Houston Oilers. One of the league's most prolific receivers, he amassed 750 career receptions for 12,146 yards and 65 touchdowns, ranking as the league's leading receiver of all-time when he retired at the age of 39 in 1986. His 18 seasons played were longer than any other wide receiver in history at the time of his retirement. The Oilers originally targeted Joiner for the defensive backfield when they picked the 5-11, 180-pounder from Grambling in the fourth round of the 1969 AFL-NFL Draft. Joiner played briefly on defense and the kickoff return team but soon became established as a premier pass catcher. Joiner caught 82 of his 750 career passes as an Oiler, totaling 1,480 yards and 12 touchdowns. He paced the squad with 681 yards and seven touchdown grabs in 1971. In his fourth season in 1972, Houston sent him to the Cincinnati Bengals in a four-player swap. Four years later in 1976, he was traded to San Diego. With the Chargers, Joiner blossomed into super-stardom. He and quarterback Dan Fouts

formed a lethal pass-catch team that accounted for the preponderance of his 586 receptions as a Charger. During his 11 years in San Diego, Joiner caught 50 or more passes seven times and had 70 or more receptions three seasons. Injuries cut into his playing time at the beginning, but in a 193-game span over his final 13 seasons, Joiner missed only one game. He was an All-NFL pick in 1980 and a Pro Bowl choice three times. In the 1980 AFC title game, he led the Chargers with six receptions for 130 yards and two touchdowns. Blessed with excellent speed and tantalizing moves, Joiner averaged 16.2 yards per catch and accounted for 12,146 yards and 65 touchdowns. When he was inducted into the Pro Football Hall of Fame in 1996, Joiner ranked fifth in receptions and sixth in receiving yardage on the NFL's all-time list. Joiner was once described by San Francisco 49ers coaching great Bill Walsh as "the most intelligent, the smartest, the most calculating receiver the game has ever known."



### CHARLIE JOINER'S CAREER STATISTICS

Years	Team	RECEIVING				
		G	Rec	Yds	Avg	TD
1969-72	Houston	48	106	1,919	18.1	14
1972-75	Cincinnati	39	82	1,463	17.8	6
1976-86	San Diego	152	562	8,764	15.6	45
<b>Totals</b>		<b>239</b>	<b>750</b>	<b>12,146</b>	<b>16.2</b>	<b>65</b>

**Additional Career Statistics:** Passing: 0-1; Rushing: 8 rushes for 22 yards; Kickoff Returns: 10 returns for 94 yards

## FRANCHISE PRO FOOTBALL HALL OF FAMERS

63



## MIKE MUNCHAK

GUARD • 6'3" • 281 lbs • COLLEGE: PENN STATE  
 NFL SEASONS: 12 • YEARS WITH OILERS: 12 (1982-93)  
 HOMETOWN: SCRANTON, PA. • BORN: MARCH 5, 1960  
 GAMES PLAYED: 159 • HALL OF FAME INDUCTION: 2001



Mike Munchak was the eighth player overall and the first offensive lineman chosen in the 1982 National Football League draft. Selected by the Oilers, the former Penn State standout was an immediate success with the Houston club, earning the starting left guard spot in his first training camp. The 6-3, 281-pound lineman wasted little time establishing himself as one of the premier guards in the NFL. In 1984, in just his third year in the league, he was named to the first of seven All-AFC teams. That same year he received the first of nine Pro Bowl invitations. Not coincidentally, the Oilers' on-the-field successes increased as Munchak's development and experience increased. From their dismal 1-8 record in the strike-shortened 1982 season, the Oilers improved nearly every year that Munchak played. Along the way, the team advanced to the playoffs seven consecutive years (1987-1993) and captured the 1991 and 1993 AFC Central Divisional crowns. Munchak was a devastating blocker and considered the key to an offensive line that kept the Oilers at or near the top of the NFL's offensive statistical categories. In 1988 he led the Oilers' offensive line that gave

up just 24 quarterback sacks which was third in the NFL. It was also the fewest sacks allowed by the team in 10 seasons. The following season the offensive line held opponents to no sacks in six games. In 1991, the Oilers offensive line finished second in the AFC and fourth in the NFL in the fewest quarterback sacks allowed. Behind the Munchak-led line, Houston led the NFL in total offense in 1990 and passing offense in 1990 and 1991. The Oilers finished second in points scored in 1990 and second in total offense in 1991. Equally effective as a run blocker, Munchak led the Oilers offensive charge in 1993 as the team finished fourth in the NFL in both average gain per rushing play (4.4) and average gain per offensive play (5.3). Although he suffered from chronic knee problems, Munchak played in 159 regular season games. His 12 seasons with the Oilers tied him for second longest in the franchise's history at the time of his retirement. He became the first player inducted into the Hall of Fame who played his entire career with the Oilers. Long-time teammate Bruce Matthews presented Munchak for induction.



## MIKE MUNCHAK'S CAREER STATISTICS

**Career Games Played/Started (Playoffs):** 1982: 4/3, 1983: 16/16, 1984: 16/16, 1985: 16/16, 1986: 6/6, 1987: 12/12 (2/2), 1988: 16/16 (2/2), 1989: 16/16 (1/1), 1990: 16/16 (1/1), 1991: 13/13 (2/2), 1992: 15/14 (1/1), 1993: 13/12 (1/1) **Totals: 159/156 (10/10)**

**Additional Statistics:** 1 TD (1-yard fumble recovery vs. Cleveland, 9/14/86)

## FRANCHISE PRO FOOTBALL HALL OF FAMERS

65



## ELVIN BETHEA

DEFENSIVE END • 6'2" • 260 lbs • COLLEGE: NORTH CAROLINA A&T  
 NFL SEASONS: 16 • YEARS WITH OILERS: 16 (1968-83)  
 HOMETOWN: TRENTON, N.J. • BORN: MARCH 1, 1946  
 GAMES PLAYED: 210 • HALL OF FAME INDUCTION: 2003



Defensive end Elvin Bethea, an eight-time Pro Bowl selection during his outstanding career with the Houston Oilers, was named to the five-man class of the 2003 Pro Football Hall of Fame that included running back Marcus Allen, guard Joe DeLamielleure, wide receiver James Lofton, and coach Hank Stram. A third-round draft pick in 1968 (77th player overall) Bethea played in 210 games over 16 seasons, never missing a game until breaking his arm on Nov. 13, 1977. He was considered a "steal" in a draft class that produced three future Hall of Fame players in Larry Csonka, Art Shell, and Ron Yary. When he retired, he held three team records relating to career service: most seasons (16), most career regular season games played (210), and most consecutive regular season games played (135). Having led the team in sacks in six seasons, Bethea's unofficial 105-career sack total still ranks first in franchise history, including his team-best 17 sacks in 1973. He recorded four sacks and a fumble recovery in his best single game performance against San Diego in 1976. He played in eight playoff games and posted 691 career tackles. Bethea also played in eight

Pro Bowls (1970, 1972-1976, 1979, 1980) and earned All-Pro second-team honors in 1973, 1975, 1978, and 1979. More than just a pass rusher, Bethea was also effective against the run. Even though 1974 was the first year such statistics were compiled by the Oilers, his 691 career tackles, are still among the best in franchise history, even excluding the first six years of his career. "When people ask me who the best guy I ever played against was I always tell them Elvin Bethea and Lyle Alzado because both of them were complete ballplayers," said Art Shell, Hall of Fame member of the Oakland Raiders. "Elvin was one of the quickest guys I've ever been around. We always had to double-team him. There were times when I was supposed to block him when he would get by me so quick. And then Gene Upshaw was supposed to pick him up and he also got by him so quick that we would get back to the huddle and Upshaw would say, 'Did you see that?' and I'd say, 'Yeah, I saw that. He just beat the heck out of me too!' Elvin was just a great player."



## ELVIN BETHEA'S CAREER STATISTICS

Years	Team	GP	Tackles	Sacks	FR	Int	Yds	TD
1968-83	Houston	210	691	105.0	16	0	0	1
<b>Totals</b>		<b>210</b>	<b>691</b>	<b>105.0</b>	<b>16</b>	<b>0</b>	<b>0</b>	<b>1</b>

**Additional Career Statistics:** Safeties - 2, Fumble Return for TD - 1

## FRANCHISE PRO FOOTBALL HALL OF FAMERS

1



## WARREN MOON

QUARTERBACK • 6'3" • 212 lbs • COLLEGE: WASHINGTON  
 NFL SEASONS: 17 • YEARS WITH OILERS: 10 (1984-93)  
 HOMETOWN: LOS ANGELES, CALIF. • BORN: NOVEMBER 18, 1956  
 GAMES PLAYED: 208 • HALL OF FAME INDUCTION: 2006



Warren Moon was inducted into the 2006 class of the Pro Football Hall of Fame. Moon played 10 years (1984-93) with the Oilers/Titans organization and holds the franchise records for passing yards (33,685) and touchdowns (196), while leading the Oilers to seven consecutive playoff appearances from 1987-93. During a 17-year NFL career, Moon played for the Houston Oilers, Minnesota Vikings, Seattle Seahawks and Kansas City Chiefs and amassed 49,325 passing yards, 291 touchdowns and 102 wins. He earned nine Pro Bowl invitations (at the time of his retirement, tied for the most by a quarterback with John Elway and Dan Marino), posted nine 3,000 yard seasons, 49 300-yard games and led his team to nine playoff appearances. His eight consecutive playoff berths matched a feat accomplished by Terry Bradshaw and Joe Montana. At the time of his retirement, he held the single-season passing yardage record for three different franchises: Oilers (4,367 in 1991), Vikings (4,364 in 1994) and Seahawks (3,678 in 1997). Moon tallied many accomplishments during his Oilers career. His finest season came in 1990, throwing for 4,689 yards (363 for 584) and 33 touchdowns in 15

games. He earned AP NFL Offensive Player of the Year for his efforts and his third of nine Pro Bowl invitations. Against Kansas City in 1990, Moon threw for 527 yards, which at the time ranked as the second highest single-game total in NFL history (Norm Van Brocklin, 554 yards in 1951). In 1991, he surpassed the previous season's yardage total with 4,690 yards and became just the third player (Marino, Fouts) in NFL history to produce consecutive 4,000 yard passing seasons. Moon joined the Oilers and the NFL in 1984, after six seasons in the Canadian Football League, where he led his team to five Grey Cups (League Champions). In the CFL, Moon threw for 21,228 yards and 144 touchdowns. Moon was driven to play in the CFL after drawing little interest from the NFL as a starting quarterback following his senior season at the University of Washington. Moon became the first African-American quarterback to be inducted into the Pro Football Hall of Fame, and his legacy as a minority quarterback cannot be underestimated. At the time of his arrival in the NFL only two black quarterbacks had been significant starters for their NFL teams (Shack Harris, Rams; Doug Williams, Tampa Bay).



## WARREN MOON'S CAREER STATISTICS

Year	Team	G	PASSING						RUSHING			
			Att	Comp	Yds	TD	Int	Rating	Att	Yds	Avg	TD
1978-83	Edmonton	96	2,382	1,369	21,228	144	77	93.8	330	1,700	5.2	16
1984-1993	Houston	141	4,546	2,632	33,685	196	166	80.3	439	1,461	3.3	21
1994-96	Minnesota	39	1,454	882	10,102	58	42	80.0	69	143	2.1	0
1997-98	Seattle	25	786	458	5,310	36	24	80.2	33	50	1.5	1
1999-00	Kansas City	3	37	16	228	1	1	59.8	2	2	1	0
<b>CFL Totals</b>		<b>96</b>	<b>2,382</b>	<b>1,369</b>	<b>21,228</b>	<b>144</b>	<b>77</b>	<b>93.8</b>	<b>330</b>	<b>1,700</b>	<b>5.2</b>	<b>16</b>
<b>NFL Totals</b>		<b>208</b>	<b>6,823</b>	<b>3,988</b>	<b>49,325</b>	<b>291</b>	<b>233</b>	<b>80.9</b>	<b>543</b>	<b>1,736</b>	<b>3.2</b>	<b>22</b>
<b>Career Totals</b>		<b>304</b>	<b>9,205</b>	<b>4,157</b>	<b>70,553</b>	<b>435</b>	<b>310</b>	<b>87.4</b>	<b>873</b>	<b>3,436</b>	<b>4.2</b>	<b>38</b>

## FRANCHISE PRO FOOTBALL HALL OF FAMERS

74



## BRUCE MATTHEWS

GUARD/TACKLE/CENTER • 6'5" • 305 lbs • COLLEGE: USC  
 NFL SEASONS: 19 • YEARS WITH OILERS: 19 (1983-2001)  
 HOMETOWN: ARCADIA, CALIF. • BORN: AUGUST 8, 1961  
 GAMES PLAYED: 296 • HALL OF FAME INDUCTION: 2007



Arguably one of the best offensive linemen to ever play the game, Bruce Matthews became the first Tennessee Titan to be inducted into the Pro Football Hall of Fame. At the time of his retirement, Matthews played in more NFL games (296) than any non-kicker in the league's history. Longevity and durability were his hallmarks, but that coupled with his unparalleled play, earning a league record 14 consecutive Pro Bowl (9 at guard and 6 at center) selections (tied with Merlin Olsen) and seven times named AP All-Pro, made him one of the all-time greats. He rose to the challenges presented to him in starting at every position on the offensive line during his NFL career (87 C, 99 LG, 67 RG, 22 RT, 17 LT). He becomes the first Hall of Fame offensive lineman to play significant time at all five offensive line positions. A constant for the Oilers/Titans franchise, Matthews started in a team record 229 consecutive games (streak started at Indianapolis, Nov. 29, 1987) and never missed a game because of injury. His 19 seasons also are a team record and he ranks second in NFL history for years with one team behind Jackie Slater, who spent 20 seasons with the Rams. Matthews and G Randall McDaniel (Vikings) were the only two NFL players to play in every game during the decade of the 90's. Matthews was a part of nearly one-half of the franchise's first 42-years of history and helped the team win 146 games, make the playoffs

nine times, earn the only three AFC Central titles in team history, earn an AFC Championship and the franchise's only Super Bowl appearance. He blocked for 15 quarterbacks and 27 running backs, including five different 1,000-yard rushers (Earl Campbell, Mike Rozier, Lorenzo White, Gary Brown and Eddie George). During his career, he played in offenses that produced nine 1,000-yard rushing seasons and eight 3,000-yard passers. Additionally, he played in 42 different stadiums during his NFL career. During his career, Matthews blocked on a line that helped produce 65 100-yard rushing performances and 48 300-yard passing performances. Originally drafted by the Houston Oilers in the first round (ninth overall) of the 1983 NFL Draft, Matthews earned All-America honors at the University of Southern California. Matthews and his brother, Clay, each played 19 NFL seasons and the duo set an NFL record for games played by a pair of brothers with 574 games. Clay Matthews played in 278 games during his NFL career. Matthews had his number 74 jersey retired by the team and was inducted into the organization's Hall of Fame during a December, 2002 ceremony. Matthews joined a 2007 Hall of Fame class that included Dallas Cowboys WR Michael Irvin, Buffalo Bills RB Thurman Thomas, Detroit Lions TE Charlie Sanders, Cleveland Browns G Gene Hickerson, and St. Louis CB Roger Wehrli.



## BRUCE MATTHEWS' CAREER STATISTICS

**Career Games Played/Started (Playoffs):** 1983: 16/15, 1984: 16/16, 1985: 16/16, 1986: 16/16, 1987: 8/5 (2/2), 1988: 16/16 (2/2), 1989: 16/16 (1/1), 1990: 16/16 (1/1), 1991: 16/16 (2/2), 1992: 16/16 (1/1), 1993: 16/16 (1/1), 1994: 16/16, 1995: 16/16, 1996: 16/16, 1997: 16/16, 1998: 16/16, 1999: 16/16 (4/4), 2000: 16/16 (1/1), 2001: 16/16, **Totals: 296/292 (15/15)**

**Career Starts Breakdown by Position:** 1983, RG 15; 1984, C 9, RG 1, RT 6; 1985, RT 16; 1986, LT 16; 1987, RG 5; 1988, RG 16; 1989, RG 15, C 1; 1990, RG 15, C 1; 1991, C 16; 1992, C 16; 1993, C 16; 1994, C 15, LT 1; 1995, LG 16; 1996, LG 16; 1997, LG 16; 1998, LG 16; 1999, LG 12, C 4; 2000, LG 16; 2001, LG 7, C 9; **Totals: 87 C, 99 LG, 67 RG, 22 RT, 17 LT**

# FRANCHISE PRO FOOTBALL HALL OF FAMERS

# 78



## CURLEY CULP

DEFENSIVE TACKLE • 6'2" • 265 lbs • COLLEGE: ARIZONA STATE  
 NFL SEASONS: 14 • YEARS WITH OILERS: 7 (1974-1980)  
 HOMETOWN: YUMA, ARIZ. • BORN: MARCH 10, 1946  
 GAMES PLAYED: 179 • HALL OF FAME INDUCTION: 2013



Curley Culp was voted into the Pro Football Hall of Fame in 2013. A six-time Pro Bowl selection, Culp played in 179 games during his NFL career with the Kansas City Chiefs (1968-1974), Houston Oilers (1974-1980) and Detroit Lions (1980-81). He was considered the prototypical nose tackle and helped pioneer the 3-4 defense. Hailing from Arizona State, where he was an All-American in both football and wrestling, Culp was selected in the second round of the 1968 NFL Draft by the Denver Broncos, who intended to use him as an offensive guard. However, his brief stint in Denver ended when he was traded to the Chiefs, who inserted him permanently on the defensive side. In 1969, the Chiefs won Super Bowl IV, and Culp was an instrumental member of one of the league's top defenses. He helped the Chiefs defeat the Oakland Raiders in the AFL Championship Game and the Minnesota Vikings in the Super Bowl. In 1974, during his seventh campaign in Kansas City, Culp was traded to the Oilers along with a first-round draft pick (used to select Robert Brazile) in exchange for John Matuszak. The move paid almost immediate dividends for the Oilers, who previously suffered through 1-13 records in both 1972 and 1973. In 1975, Culp's first full season in Houston, he helped the Oilers to a record of 10-4,

the first winning mark for the club in eight years. With Culp anchoring the defense, the Oilers finished with the AFC's top-ranked run defense (third in the NFL). Individually, Culp produced arguably the finest season of his career, recording 11.5 sacks and earning NFL Defensive Player honors by the Newspaper Enterprise Association. Culp continued as a leader of the Oilers defense that culminated in back-to-back appearances in the AFC championship games in 1978 and 1979. He was named to one AFL All-Star Game and five Pro Bowls during his career. Culp also was picked as a first-team All-Pro in 1975 and a second-team selection in 1971, 1977, 1978, and 1979. He was selected first- or second-team All-AFC five times. "Curley Culp was perhaps the strongest man I ever lined up against," said Raiders Hall of Fame center Jim Otto. Culp used his strong wrestling background to create havoc for opposing guards and centers. He was the 1968 NCAA heavyweight wrestling champion and was named to the U.S. Olympic wrestling team that year. Culp joined a 2013 Hall of Fame class that included offensive linemen Larry Allen and Jonathan Ogden, wide receiver Cris Carter, coach Bill Parcells, linebacker Dave Robinson and defensive lineman Warren Sapp.




## CURLEY CULP'S CAREER STATISTICS

Years	Team	GP
1968-74	Kansas City	82
1974-80	Houston	92
1980-81	Detroit	5
<b>Totals</b>		<b>179</b>



**FRANCHISE PRO FOOTBALL HALL OF FAMERS**

**52**



**ROBERT BRAZILE**

LINEBACKER • 6'4" • 241 lbs • COLLEGE: JACKSON STATE  
 NFL SEASONS: 10 • YEARS WITH OILERS: 10 (1975-1984)  
 HOMETOWN: MOBILE, ALA. • BORN: FEB. 7, 1953  
 GAMES PLAYED: 147 • HALL OF FAME INDUCTION: 2018



Robert Brazile was elected into the Pro Football Hall of Fame in 2018. As a rookie in 1975, he made an instant impact as he helped Houston notch the franchise's first winning season in eight years with a 10-4 record. He went on to win Defensive Rookie of the Year in 1975. With his speed, strength, tackling and coverage ability, Brazile helped revolutionize the outside linebacker position in a 3-4 defense. Nicknamed 'Dr. Doom,' Brazile started all 147 regular season games during his career and made seven postseason starts, including back-to-back AFC Championship Games (1978-79). He recorded nine tackles and one fumble recovery in the 1978 AFC Championship game. He was elected to seven career Pro

Bowls and named All-Pro for five consecutive seasons (1976-80). Brazile registered a career-best 185 tackles in 1978 on his way to helping the Oilers secure three consecutive 10-win seasons and three consecutive playoff berths (1987-80). His career statistics include 13 interceptions, 14 fumble recoveries and 6.5 sacks in both 1976 and 1980. Brazile was named to the NFL's All-Decade Team of the 1970s.



**ROBERT BRAZILE'S CAREER STATISTICS**

Years	Team	GP	Tackles	Sacks	FR	Int	Yds	TD
1975-84	Houston	147	1,281	48.0	14	13	201	0
<b>Totals</b>		<b>147</b>	<b>1,281</b>	<b>48.0</b>	<b>14</b>	<b>13</b>	<b>201</b>	<b>0</b>

## FRANCHISE PRO FOOTBALL HALL OF FAMERS

68



## KEVIN MAWAE

CENTER • 6'4" • 289 lbs • COLLEGE: LOUISIANA STATE  
 NFL SEASONS: 16 • YEARS WITH TITANS: 4 (2006-09)  
 HOMETOWN: LEEVILLE, LA. • BORN: JANUARY 23, 1971  
 GAMES PLAYED: 241 • HALL OF FAME INDUCTION: 2019



Kevin Mawae was elected to the Pro Football Hall of Fame Class of 2019 and became the first established Titan without connections to the Houston Oilers to receive the honor. He played four seasons (2006-09) in Tennessee. Mawae entered the NFL as a second-round pick of the Seattle Seahawks in the 1994 NFL Draft. He began his career at right guard before being moved to center at the start of the 1996 season and remained at that position for the rest of his NFL career. After four seasons (1994-97) in the Northwest, the Louisiana State product signed a free agent deal with the New York Jets in 1998. In his first season in New York, Mawae helped running back Curtis Martin rush for a Jets franchise record eight 100-yard rushing games en route to 1,287-yard season. In 1999, he was named to his first of eight Pro Bowls and paved the way for Martin's then franchise-record 1,464 rushing yards. The 6-foot-4-inch, 289-pounder played in an astounding 177 consecutive games before a serious triceps

injury ended his 2005 campaign after six games. Mawae signed a free agent deal with the Titans in 2006. In his first season with Tennessee, he made an immediate impact and was a part of an offense that ranked third in the AFC and fifth in the NFL in rushing with 2,214 yards. Three seasons later, he helped Chris Johnson amass a franchise-best 2,006 rushing yards, becoming just the sixth player all-time to accomplish the feat. In 241 career games over 16 seasons, Mawae was extremely durable and known for his toughness in the trenches. He was a first-team, all-decade center for the 2000s and blocked for a 1,000-yard rusher in 13 of his 16 seasons. Running backs Chris Warren (1,545 yards in 1994), Martin (1,697 in 2004), LenDale White (1,110 in 2007) and Johnson (2,006 in 2009) had the highest season rushing totals of their careers with Mawae on the line. He played 90 games in which there was a 100-yard rusher, the most by any offensive lineman in NFL history.



## KEVIN MAWAE'S CAREER STATISTICS

**Career Games Played/Started (Playoffs):** 1994: 14/11, 1995: 16/16, 1996: 16/16, 1997: 16/16, 1998: 16/16 (2/2), 1999: 16/16, 2000: 16/16, 2001: 16/16 (1/1), 2002: 16/16, 2002: 16/16 (2/2), 2003: 16/16, 2004: 16/16 (2/2), 2005: 6/6, 2006: 16/16, 2007: 14/14, 2008: 15/15, 2009: 16/16 **Totals: 241/238 (7/7)**

## RETIRED JERSEY NUMBERS

In the history of the Oilers/Titans franchise, only eight players have had the distinction of having their jersey number retired — **Jim Norton** (No. 43), **Elvin Bethea** (No. 65), **Earl Campbell** (No. 34), **Mike Munchak** (No. 63), **Bruce Matthews** (No. 74), **Warren Moon** (No. 1), **Eddie George** (No. 27) and **Steve McNair** (No. 9).



**Jim Norton** played nine seasons for the Oilers (1960-68) as a safety and as a punter, establishing team records at both positions. As a rookie from the University of Idaho, Norton was a member of the Oilers' 1960 AFL Championship team. A four-time league all-star, he holds the club record for most interceptions in a career with 45. Also an accomplished punter, Norton was tops in club history with 519 career punts for a 42.3-yard career average and a long kick of 79 yards (11/22/64 vs. Kansas City).



**Elvin Bethea** joined the Oilers in 1968 after an outstanding career at North Carolina A&T. He started at defensive end in the 1968 season opener and didn't miss a game until breaking his arm in November 1977. That streak of 135 consecutive games played stands third in team history. An eight-time Pro Bowler (1970, 1972-76, 1978-80), Bethea ranks second for most seasons played (16, 1968-83), while his 210 games played (1968-83) also stands second behind Bruce Matthews. Bethea led the team

in sacks six times, including a career-best mark of 17 in 1973. The Oilers honored him with an "Elvin Bethea Appreciation Night" on Aug. 4, 1983. He became the sixth player in franchise history to be inducted into the Pro Football Hall of Fame on Aug. 3, 2003.



**Earl Campbell**, the franchise's second leading rusher and a member of the Pro Football Hall of Fame, was honored by having his number retired at ceremonies on Aug. 13, 1987. He set a single-season club record with a league-leading 1,450 yards his rookie season. Campbell followed that performance with 1,697 yards in 1979 and an astounding 1,934 yards in 1980. Both those totals led the NFL and the latter was second only to O.J. Simpson's 2,003 yards in 1973. Campbell was selected to five

Pro Bowls (1978-81, 1983) and retired as the NFL's seventh all-time leading rusher (9,407). He ranks second in franchise history in career rushing yards (8,574) and attempts (1,979), first in touchdown runs (73) and first in most consecutive games with a rushing touchdown (5).



**Mike Munchak** joined the Oilers as a first-round draft pick in 1982 out of Penn State. He was the first offensive lineman selected in the draft and the eighth overall selection. Munchak won the starting left guard position as a rookie and went on to play in 12 campaigns (1982-93) and 159 games (156 starts) for the Oilers. He is tied for third on the team's all-time list for seasons played and ranks fifth in games played. Munchak became a fixture on an offensive line that helped the Oilers to seven consecutive

playoff appearances (1987-93). One of the premier guards in the National Football League, Munchak was selected to NFL's "Team of the Decade" for the 1980s and was chosen in 1989 to Oilers' 30th Anniversary "Dream Team." He ranks second in club annals with nine Pro Bowl selections, seven as a starter. Munchak announced his retirement on July 21, 1994, and on the same day, K.S. "Bud" Adams, Jr., announced that jersey No. 63 would be retired on "Mike Munchak Appreciation Day" on Nov. 6, 1994.



**Bruce Matthews** played in more games (296) than any non-kicker in NFL history. Longevity and durability were his hallmark. And that, coupled with his unparalleled play, in which he tied a league record with 14 Pro Bowl selections (tied with Merlin Olsen) and earned All-Pro honors six times, made him one of the all-time greats. He rose to the challenges presented to him in playing every position on the offensive line during his NFL career (87 at center, 99 at left guard, 67 at right guard, 22 at right tackle,

and 17 at left tackle). His number was retired during a halftime ceremony in Nashville on Dec. 8, 2002.



**Warren Moon**, the fourth leading passer in NFL history at the time his number was retired, played 10 years (1984-93) with the organization and holds the franchise records for passing yards (33,685) and touchdowns (196), while leading the Oilers to seven consecutive playoff appearances from 1987-93. Moon's finest season came in 1990, throwing for 4,689 yards (363-for-584) and 33 touchdowns in only 15 games and becoming the third player in NFL history to produce consecutive 4,000-yard

passing seasons. He earned AP NFL Offensive Player of the Year for his efforts and his third Pro Bowl berth. His jersey was retired in a halftime ceremony in Nashville on Oct. 1, 2006.



**Eddie George** became the organization's all-time leading rusher as well as its all-time scrimmage yards leader in eight seasons with the team. His 10,009 rushing yards from 1996–2003 ranked second in the NFL (Curtis Martin), while his 12,153 scrimmage yards in the same time frame were third (Marshall Faulk, Martin). His accolades included four Pro Bowl selections (1997–2000), AP All-Pro honors (2000) and the AP Rookie of the Year Award (1996). George also set franchise standards for career rushing

attempts (2,733), career touchdowns (74), 1,000-yard rushing seasons (seven), seasons as the team's leading rusher (eight) and career playoff rushing yards (776). During his time with the Titans he amassed 36 100-yard rushing performances (second to Earl Campbell's 39), resulting in a 30-6 record in those contests. He established an NFL mark with 130 consecutive starts by a running back to begin a career—a total which ranked second in NFL history for consecutive starts by a running back at any point. His jersey was retired in a halftime ceremony in Nashville on Sept. 15, 2019.



**Steve McNair** played 11 seasons with the organization (1995–2005), becoming its second all-time leading passer (27,141 yards) and recording the most wins as a starting quarterback (76). At the time his jersey was retired, he trailed only Warren Moon on the franchise's all-time passing yards list and also ranked second for the organization in completions (2,305), completion percentage (59.5) and passer rating (83.3). He ranked third in touchdown passes (156). His 3,439 rushing yards and 36 touchdown runs

were the most in team history by a quarterback. McNair earned three of his four career Pro Bowl berths with the Titans (2000, 2003 and 2005), and in 2003, he shared Associated Press NFL Most Valuable Player honors with Peyton Manning after leading the league with a 100.4 rating. He became the first African-American quarterback to win MVP honors. McNair was the third player in the history of the NFL to pass for 30,000 yards and rushed for 3,500 yards, along with Fran Tarkenton and Steve Young. Only Brett Favre and Manning started more combined NFL regular season and postseason games than McNair (134) from the time he became a full-time starter in 1997 through 2005. He was selected with the third overall draft pick in 1995. His jersey was retired in a halftime ceremony in Nashville on Sept. 15, 2019.

## OILERS LOGO HISTORY

The original Oilers helmet, circa 1960, was blue with a white stripe down the middle. The oil derrick logo was also white. Although the derrick itself remained, many subtle changes were made to the helmets over the years. In 1964, two red stripes were added to the white striping on top of the helmet. Two years later, the helmet color was changed to silver with red and blue striping. The derrick, meanwhile, was changed to blue with a red outline and white background. In 1972, the helmet color was switched back to blue with red and white striping, while the derrick was changed to white with a red outline. Three years later, the helmet color was changed to its familiar white with red and blue striping. The derrick was then switched to blue with a red outline. The helmets boasted a gray facemask. In 1981, the facemask was switched to red. In 1997, the Oilers added the Tennessee logo to the back of their helmet upon their relocation to Nashville. In 1999, the franchise unveiled a new logo as the team was renamed the Tennessee Titans.



The original Houston Oilers helmet from 1960-65 was blue with a white stripe down the middle.



## HELMET HISTORY



**1960-1965, 1994 Throw-back Games**  
(Red stripe added in 1964)



**1966-1970**



**1971**  
(Additional silver stripe was used for some games; gap between the blue and red stripe pictured)



**1972-1974**



**1975-1980**



**1981-1998**




**1999-2017**



**2018-present**

# STADIUM HISTORY

## JEPPESEN STADIUM — Houston



**Years Played** . . . . . 1960-64  
**Record** . . . . . 26-11  
**First Game** . . . . . 9/18/60 — Oilers 38, Los Angeles Chargers 28 (20,156)  
**Last Game** . . . . . 12/20/64 — Oilers 34, Denver 15 (15,839)  
**Highlights:** Oilers capture inaugural AFL Championship with a 24-16 win over the San Diego Chargers at Jeppesen Stadium (1/1/61)...Oilers defend that title the following year with a 10-3 win at San Diego...Jeppesen record crowd of 37,981 watches Dallas nip Oilers 20-17 in overtime in the 1962 AFL Championship Game (12/23/62).

## RICE STADIUM — Houston



**Years Played** . . . . . 1965-67  
**Record** . . . . . 11-10  
**First Game** . . . . . 9/12/65 — Oilers 27, New York Jets 21 (52,680)  
**Last Game** . . . . . 12/16/67 — Oilers 24, San Diego 17 (19,870)  
**Highlights:** Oilers wallop Denver 45-7 (9/3/66), setting an AFL record by not allowing a Broncos first down...after four straight losing seasons, Oilers clinch Eastern Division title with 24-17 win over Chargers (12/17/67)...in 1967, Oilers become first team to go from last in the division to first in one season.

## ASTRODOME — Houston



**Years Played** . . . . . 1968-96  
**Record** . . . . . 113-103-2 (regular season), 3-2 (playoffs)  
**First Game** . . . . . 9/9/68 — Kansas City 26, Oilers 21 (45,083)  
**Last Game** . . . . . 12/15/96 — Cincinnati 21, Oilers 13 (15,131)  
**Highlights:** Astrodome was the first domed stadium in the NFL...Oilers 3-2 in playoff games at Astrodome...Oilers appeared in 16 "Monday Night Football" telecasts, going 10-6...in 1980 season finale against Minnesota (12/21/80), Earl Campbell sets NFL record with his fourth 200-yard rushing game of the season...Campbell finishes with 1,934 yards, then the second-highest total in league history...Oilers set team record for points in a game with 58-14 drubbing of Cleveland (12/9/90)...Oilers beat Steelers 31-6 to win first-ever undisputed AFC Central Division title (12/8/91)...Oilers win club-record 11th consecutive game with 24-0 win over the New York Jets (1/2/94)...three former Oilers — Elvin Bethea (No. 65), Campbell (No. 34) and Mike Munchak (No. 63) — have their numbers retired.

## LIBERTY BOWL — Memphis




**Year Played** . . . . . 1997  
**Record** . . . . . 6-2  
**First Game** . . . . . 8/31/97 — Oilers 24, Oakland 21, OT (30,171)  
**Last Game** . . . . . 12/21/97 — Oilers 16, Pittsburgh 6 (50,677)  
**Highlights:** The Oilers played their first season in Tennessee at the Liberty Bowl in Memphis...Eddie George ties a franchise record with 216 yards rushing as the Tennessee Oilers win their inaugural game in Tennessee, a 24-21 overtime win over Oakland in Memphis...Oilers close out season with 16-6 win over division-winner Pittsburgh.

## DUDLEY FIELD (VANDERBILT STADIUM) — Nashville



**Year Played**.....1998  
**Record**.....3-5  
**First Game**.....9/13/98 — San Diego 13, Oilers 7 (41,089)  
**Last Game**.....12/26/98 — Minnesota 26, Oilers 16 (41,121)  
**Highlights:** Frank Wycheck catches pass from Steve McNair to score club's first touchdown in Nashville (9/13)...Oilers pummel Cincinnati 44-14 for first win in Nashville (10/18)...Al Del Greco kicks game-winning field goal to secure season sweep of Pittsburgh (11/15).

## NISSAN STADIUM — Nashville



**Years Played** . . . . . 1999-Present  
**Record** . . . . . 110-83 (regular season), 2-4 (playoffs)  
**First Game** . . . . . 9/12/99 — Tennessee 36, Cincinnati 35 (65,272)  
**Highlights:** At Nissan Stadium, the Tennessee Titans have recorded a 112-87 home record (combined regular season and playoffs through 2022), including an undefeated 9-0 home mark in 1999. Adelphia Coliseum, as the stadium was first named, opened its doors in the national spotlight with a preseason victory over the Atlanta Falcons on Aug. 27, 1999. Tennessee opened the regular season with a come-from-behind 36-35 victory over Cincinnati. But the most memorable victory of the season came in a 22-16 Wild Card victory over Buffalo on Jan. 8, 2000. In that game, Kevin Dyson fielded a lateral pass from Frank Wycheck with 16 seconds left and raced 75 yards down the sideline for the winning score. That play, which propelled Tennessee into an AFC Divisional showdown at Indianapolis the following week, was immediately dubbed "The Music City Miracle" and will go down as one of the most memorable moments in NFL history. The Titans won 12 consecutive games to open their new stadium, breaking the NFL record. The Coliseum's name was changed to LP Field in 2006. On June 25, 2015, Nissan and the Titans announced a 20-year stadium naming rights agreement.

## HISTORICAL HIGHLIGHTS

### THE “FOOLISH CLUB”

In 1959, after numerous failed attempts to enter the NFL as owners through expansion or purchase (Chicago Cardinals), Lamar Hunt and K.S. “Bud” Adams, Jr. agree that forming a new league is a viable alternative to NFL ownership. They would recruit a number of other future owners, who like themselves were looking to enter the world of football ownership, but had been rebuffed. The eight original teams, which would later be dubbed the “Foolish Club” for taking on the NFL were: Dallas (Hunt), Houston (Adams), Denver (Bob Howsam), New York (Harry Wismer), Los Angeles (Barron Hilton), Buffalo (Ralph Wilson), Boston (William Sullivan) and Oakland (Wayne Valley). Minneapolis was set to become one of the original AFL teams, but they were replaced by Oakland when the NFL awarded an expansion franchise to the Minneapolis market in 1960.

All eight teams agreed to contribute \$25,000 to create a league office, which was headed by the first AFL commissioner, Joe Foss. The AFL held their first draft on Nov. 22, 1959 and began play in the fall of 1960 with games televised on ABC.

### 1959

**August 3** – K.S. “Bud” Adams, Jr., announces Houston’s entry into the American Football League.

**August 15** – AFL formally organized with six cities: Los Angeles, New York, Denver, Dallas, Houston and Minneapolis-St Paul.

**October 31** – Adams names the team “Oilers” — “for sentimental and social reasons.”

**November 22** – AFL conducts first player draft. Oilers select Heisman Trophy winner Billy Cannon of LSU.

**December 8** – Oilers sign first players, Don Hitt and Tony Banfield, both of Oklahoma State.

### 1960

**January 1** – Oilers sign their first draft choice in LSU’s Billy Cannon.

**January 3** – Oilers name former Cleveland great Lou Rymkus as first head coach.

**February 20** – Oilers sign veteran pro quarterback George Blanda.

**March 8** – Houston School Board approves lease of Jeppesen Stadium to K.S. “Bud” Adams, Jr., and gives permission to increase seating capacity from 22,000 to 36,000.

**June 21** – Court rules that Billy Cannon will play with the Houston Oilers.

**July 15** – Houston opens first training camp at the University of Houston with daily practices to be held at Busch Field during season.

**August 6** – Oilers lose 27-10 to Dallas Texans in first preseason game at Tulsa.

**August 20** – Oilers defeat Denver 42-3 before 18,500 in home debut at Jeppesen.

**September 11** – Oilers win first regular season contest 37-22 over Oakland at San Francisco. Charles Hennigan scores first Oiler TD on a 43-yard pass from George Blanda. Dave Smith scores first Oiler rushing TD on eight-yard run.

**December 11** – Oilers clinch AFL Eastern Division title with 31-23 win over Buffalo at Houston.

**December 29** – Lou Rymkus named AFL’s first Coach of the Year.

### 1961

**January 1** – Oilers win first AFL Championship by defeating Los Angeles Chargers 24-16 before 32,000 fans at Jeppesen Stadium. Billy Cannon is named game’s MVP; Blanda completes 16 of 32 passes for 301 yards and three TDs. Winning players share: \$1,016.42.

**September 9** – Oilers open regular season with a 55-0 rout of Oakland at Jeppesen despite threats from Hurricane Carla.

**October 16** – Wally Lemm replaces Lou Rymkus as head coach after Oilers open with 1-3-1 record.

**October 22** – Oilers defeat Dallas Texans 38-7 in first outing under Wally Lemm. George Blanda comes off the bench to throw three TD passes, make a 53-yard field goal, and kick three PAT’s.

**October 29** – George Blanda sets AFL passing record with 464 yards on 18-of-32 passing for four TDs as Oilers win 28-16 at Buffalo.

**November 19** – George Blanda throws seven touchdown passes against New York in 49-13 win to set AFL record and the all-time pro record.

**December 3** – Oilers defeat previously unbeaten San Diego 33-13 before Houston’s largest crowd, 37,845. Charles Hennigan catches 10 passes for 214 yards and three TDs. George Blanda hits on 20 of 34 attempts for 351 yards and four TDs and kicks AFL-record 55-yard field goal.

**December 17** – Oilers win second consecutive Eastern Division crown by beating Oakland 47-16 in Oakland. Oilers become first pro team in history to score over 500 points in one season with 513 points in 14 games.

**December 20** – Wally Lemm is named AFL Coach of the Year.

**December 23** – George Blanda is named AFL Player of the Year.

**December 24** – Oilers win second consecutive AFL title, defeating Chargers 10-3 at San Diego. Billy Cannon wins MVP award for second consecutive year. Winning players share: \$1,724.00.

### 1962

**February 23** – Wally Lemm resigns to become the head coach of St. Louis Cardinals.

**March 5** – Oilers name Frank “Pop” Ivy as head coach.

**September 16** – Oilers lose to Boston 34-21 in first pro game in historic Harvard Stadium.

**October 14** – Oilers set AFL scoring record with 56-17 win over New York

### EARLY DOMINANCE & AFL SUPREMACY

With a mix of cast-off players from other professional leagues (QB George Blanda, C Bob Schmidt, T Al Jamison), pro football rookies (RB Billy Cannon, G Bob Talamini) and local college players who never entered the NFL (WR Charles Hennigan, DT Orville Trask), the Oilers quickly became the dominant team in the newly formed American Football League. In each of the league’s first three years, the Oilers advanced to the AFL title game, winning the first two league championships (1960 and 1961). Amazingly, the Oilers reached each of those title games under three different coaches: Lou Rymkus (1960), Wally Lemm (1961) and Frank “Pop” Ivy (1962).

The fiery Rymkus led the inaugural Oilers to the Eastern Division title with a 10-4 mark. They met the Western Division winner Los Angeles Chargers at Jeppesen Stadium in Houston to crown the first AFL champion. The two teams split their two matchups during the regular season. The Oilers took a one-point lead into the fourth quarter and then Blanda hit Cannon for an 88-yard score early in the fourth quarter to end the scoring, 24-16. Blanda tallied 301 passing yards and three touchdowns in the game.

After the Oilers opened the 1961 season 1-3-1, head coach Lou Rymkus was replaced by Wally Lemm, who had been on the 1960 staff but left for private business prior to the 1961 season. The Oilers would win nine consecutive games under Lemm to end the regular season with a 10-3-1 mark and first place in the Eastern Division. The 1961 AFL Championship game was a defensive struggle as the Oilers defeated the San Diego Chargers 10-3 in San Diego.

After leading the Oilers to a second title, the St. Louis Cardinals hired Wally Lemm as their head coach for the 1962 season. The Oilers tabbed Frank “Pop” Ivy to lead the team in 1962. The team again won the Eastern Division with an 11-3 record and faced the Dallas Texans at Jeppesen Stadium for the 1962 AFL title. Dallas raced out to a 17-0 halftime lead, but the Oilers mounted a second half rally to knot the score at 17 with five minutes remaining in the game. The game would go to overtime and was eventually decided in double overtime (6th quarter) with a Dallas 25-yard field goal.

## HISTORICAL HIGHLIGHTS

### OILERS' AFL SUMMARY

In the 10-year history of the AFL from 1960-69, the Oilers amassed a 70-66-5 record, reached the AFL title game four times (1960, '61, '62, '67) and won two AFL titles (1960 and 1961). They had some of the greats of the game, including QB George Blanda, WR Charlie Hennigan, G Bob Talamini, CB Ken Houston and DE Elvin Bethea. Four decades removed from their playing days, these names still sit atop several categories throughout the franchise record book: Blanda threw a franchise-best 36 touchdowns in 1961, Hennigan caught a franchise-best 101 balls in 1964, Houston returned nine interceptions for touchdowns during his Oilers career, and Bethea (unofficially) totaled 105 sacks during his career. The Oilers also saw profound popularity growth as they averaged 20,000 fans in their inaugural 1960 season at Jeppesen Stadium all the way to moving into the Astrodome in 1968, and averaging 44,000 fans in their final AFL campaign.

as George Blanda throws six TD passes.

**December 15** – Oilers win third consecutive Eastern Division title with 44-10 victory over New York. Charlie Tolar gets 107 yards on 18 carries to become the first Oiler back to gain over 1,000 yards in a season. Oilers compile best regular season record in club's history with 11-3 mark.

**December 23** – Oilers lose AFL title to Dallas Texans 20-17 in historic six-quarter game.

### 1963

**December 22** – Oilers lose 52-49 at Oakland in "Pop" Ivy's final game as head coach.

### 1964

**March 1** – Oilers announce building of a new training site at Fannin and Braeswood in Houston.

**June 2** – Frank "Pop" Ivy relieved of head coach-general manager duties. "Bud" Adams names Sammy Baugh as head coach and Carroll Martin as general manager.

**July 15** – Oilers open training camp at new site—Fannin and Braeswood.

**September 8** – Oilers trade Billy Cannon to Oakland for Bob Jackson, Sonny Bishop and Dobie Craig.

**September 13** – Rookie Sid Blanks sets AFL record with 91-yard TD run against New York at Houston.

**December 18** – Sammy Baugh resigns as Oiler head coach.

**December 20** – Oilers play final game in Jeppesen Stadium, defeating Denver 34-15 to end season with 4-10 record. Charles Hennigan catches 101st pass of season to set new all-time pro record.

**December 22** – Hugh "Bones" Taylor named Oiler head coach as Sammy Baugh stays on staff as assistant.

### 1965

**June 5** – Oilers announce they will not play in Harris County Dome Stadium because of "unrealistic lease agreement"; sign five-year lease with Rice University for use of Rice Stadium.

### 1966

**January 13** – K.S. "Bud" Adams, Jr., names Don Klosterman as Oilers' Executive Vice-President and General Manager.

**January 29** – Wally Lemm is named Oiler Head Coach by Dan Klosterman.

**June 8** – Oilers sign Ernie Ladd; Commissioner awards Willie Frazier and Pete Jaquess to San Diego in compensation.

**June 9** – The AFL and NFL announce plans to merge into one league by 1970. Common draft and championship game are scheduled immediately.

**September 3** – Oilers open regular season play with 45-7 home victory over the Denver Broncos. Denver was held to no first downs, an AFL record.

### 1967

**March 14** – First common draft between AFL and NFL; Oilers take

Michigan State All-America George Webster as their No. 1 choice.

**April 2** – Oilers announce they will hold 1967 training camp at Schreiner Institute in Kerrville, Texas. Only third time in history Oilers will have trained outside Houston.

**December 17** – Oilers clinch Eastern Division title with 24-17 win over San Diego at Rice Stadium and become first team to go from cellar to division title in one season, a feat accomplished with 15 rookies on the squad.

**December 20** – Four Oilers are named to All-AFL team. DE Pat Holmes, CB Miller Farr, G Bob Talamini and rookie LB George Webster named to AFL elite unit.

**December 23** – Oiler LB George Webster is unanimous choice as AFL's Defensive Rookie of the Year.

**December 31** – Oakland Raiders break open close game in second quarter and defeat Oilers 40-7 in AFL Championship Game. The only Oiler touchdown comes in fourth quarter on pass from Pete Beathard to Charles Frazier.

### 1968

**February 10** – Oiler owner K.S. "Bud" Adams, Jr., announces that the Oilers will move to the Harris County Dome Stadium for the 1968 season. Contract with Rice will be settled.

**September 9** – Oilers play their first game in the Astrodome, a 25-21 loss to Kansas City before 45,083 fans, and become the first professional football team to play their home games in a domed stadium.

### 1969

**January 25** – Oiler LB George Webster is one of four AFL players named to Pro Football Writers Association's first combined All-Pro team.

**April 15** – Jim Norton, last of the original Houston Oilers, announces his retirement after nine years and Oiler owner K.S. "Bud" Adams, Jr., retires his No. 43 jersey.

**December 14** – Oilers need victory over Boston in Astrodome to assure playoff spot as runner-up team in Eastern Division despite 5-6-2 record. Oilers come from behind to take 27-23 triumph.

**December 21** – Oilers lose bid for championship in 56-7 loss to Oakland in playoff game. Daryle Lamonica hurls six TD passes for Raiders.

### 1970

**January 15** – Oiler LB George Webster named to Pro Football Hall of Fame's All-Time AFL defensive unit. The three-year Oiler veteran was youngest player named to the team.

**June 30** – Oiler veterans join NFL Players Association strike. Owners bar veterans from training camps. Dispute revolved around pension plan.

**July 14** – Oilers open training camp at Schreiner Institute in Kerrville, Texas with only rookies reporting.

**August 3** – Veterans report to training camp after settlement of NFL-NFLPA pension dispute.

**November 1** – Oiler Head Coach Wally Lemm, who led Oilers to AFL title in 1961 and to Eastern Division title in 1967, announces he will retire at the end of 1970 season.

### 1971

**January 21** – Oiler owner K.S. "Bud" Adams, Jr., names Ed Hughes to be the sixth head coach in Oiler history.

**January 26** – Oilers trade RB Hoyle Granger, T Terry Stoepel and DE Charles Blossom to New Orleans for DT Dave Rowe and WR Ken Burrough.

**January 28** – The Oilers, who pick third behind Boston and New Orleans in the college draft, select QB Dan Pastorini of Santa Clara in the first round and grab QB Lynn Dickey of Kansas State in the third round.

**May 5** – Oilers name John W. Breen as general manager, replacing Bob Brodhead. Breen was the first employee hired by Oiler owner K.S. "Bud" Adams, Jr., in 1959 when the American Football League was formed.

**December 12** – S Ken Houston ties all-time pro record for touchdowns on interceptions with theft against Buffalo in Oilers' 20-14 victory. Houston tied record of seven set by Erich Barnes and Herb Adderley.

**December 19** – Oilers close out season with third straight victory by blasting San Diego 49-33 for highest point production since 1963. S Ken Houston establishes all-time pro record with two touchdowns on interceptions. The five-year veteran intercepted successive John Hadl passes in the third quarter and returned them for touchdowns of 35 and 29 yards to run his

## HISTORICAL HIGHLIGHTS

career total to nine. His four returns of interceptions for TDs in one year is also an NFL record.

**December 24** – Oiler DE Elvin Bethea and S Ken Houston are named to AFC Pro Bowl squad. It is second straight selection for Houston.

**December 30** – Oilers name former Florida State and Rice University coach Bill Peterson as their new head coach.

### 1972

**March 21** – K.S. “Bud” Adams, Jr., spearheads a drive which lands the 1974 Super Bowl game for Houston. The game will be played in Rice Stadium on January 13, 1974.

**October 1** – Oilers stun Joe Namath and New York Jets 26-20 in the Astrodome for only victory of 1972 season.

### 1973

**March 2** – Veteran coach and front office executive Sid Gillman accepts position of Executive Vice-President and General Manager of Houston Oilers, replacing John Breen, who retired.

**October 16** – Bill Peterson is fired as head coach of Oilers after 48-20 loss to Denver, making Peterson’s regular season record in 1 1/2 years 1-18. Sid Gillman assumes dual role of General Manager/Head Coach for the rest of year.

**November 5** – Oilers win only game of 1973 season, 31-27, over Baltimore Colts as QB Lynn Dickey completes 22-of-32 passes for 340 yards and three touchdowns.

**December 19** – Oiler DE Elvin Bethea named to Pro Bowl team for third straight year.

### 1974

**January 18** – Sid Gillman announces decision to remain as General Manager/Head Coach for at least one more season, ending speculation that a new head coach would be named.

**February 8** – Former New Orleans and New York Jets coach Ed Biles joins Oilers as defensive assistant.

**March 7** – O.A. “Bum” Phillips, a veteran Texas high school and college coach who was with Sid Gillman at San Diego, is hired by Oilers as defensive coordinator.

**August 28** – Oiler T John Matuszak tries to jump his contract and sign with World Football League Houston Texans. Oilers obtain temporary restraining order and present it to Matuszak at Texans’ game with New York Stars. Matuszak is put on inactive list until trial.

**September 9** – State District Judge Arthur Leshner grants temporary injunction against John Matuszak playing for any other team than Oilers until further court hearings. Matuszak remains on inactive list.

**October 22** – Oilers trade John Matuszak and No. 3 draft choice to Kansas City for Curley Culp and draft choice, ending court battle.

## BUM PHILLIPS

If ever there was a coach made for a team and a team that embodied their coach, it was the marriage between O.A. “Bum” Phillips and the Houston Oilers. A native of Orange, Texas, Phillips spent the majority of his first 15 years in coaching in the Texas high school ranks before moving up the ladder as a defensive coordinator in the college and pro level. He would join the Oilers as a defensive coordinator in 1974 and was named head coach in 1975, where he would remain through the 1980 season. Known for strolling the sidelines in his cowboy hat and boots, he was the face of the Oilers for six seasons (59-38 record) and saw the birth of the “Luv Ya Blue” era. In 1978, he led the Oilers back to the playoffs for the first time in 11 years with their march to the AFC Championship. The Oilers would again reach the AFC Championship game in 1979 and wild card round in 1980. Phillips was let go by the Oilers following the 1980 season.

## LUV YA BLUE!

With Oiler fever in full bloom following the march to the AFC Championship game in the 1978 season, the team looked to tap into the frenzy with a marketing campaign that captured that team spirit. The result was the “Luv Ya Blue!” phrase that would sweep the area and be forever remembered with the 1979 and 1980 seasons. The phrase was trademarked by the team and became as popular as regular Oilers merchandise. The campaign included a song which was written and sung by Mack Hayes, a local musician and was performed before each game at the Astrodome during those seasons.

### 1975

**January 25** – O.A. “Bum” Phillips named Oiler head coach by Sid Gillman, who says he will remain in single role as general manager.

**February 14** – Sid Gillman leaves Oilers as general manager by mutual consent with owner “Bud” Adams. Bum Phillips adds title of general manager to head coaching duties.

**October 19** – Oilers come from behind to defeat Washington 13-10 in Astrodome for first win ever over NFC team.

**November 16** – Oilers get 20-19 win over Miami as Billy Johnson ties all-time pro record for return TDs in one season (4).

**December 21** – Oilers close out finest season since 1962 with 21-10 win over Cleveland, giving Bum Phillips a 10-4-0 record in his first year as a head coach. Oilers set a new home attendance record, averaging 48,000 in seven home games.

### 1976

**February 10** – Wade Phillips, son of Head Coach Bum Phillips, named to Oiler coaching staff as LB coach. Phillips had been an assistant at University of Kansas.

**April 1** – Oilers lose Fred Hoaglin, Mark Cotney and Jesse O’Neal in NFL expansion draft.

**April 2** – Oilers trade QB Lynn Dickey to Green Bay for QB John Hadl, CB Ken Ellis, draft choices and cash.

### 1977

**October 9** – Oilers march into first place in the AFC Central Division after whipping Pittsburgh 27-10 at the Astrodome, but lose Dan Pastorini to an ankle and back injury.

**November 13** – Oakland holds off Oilers 34-29 as Houston DE Elvin Bethea suffers a broken arm after playing in 135 consecutive games, a team record.

### 1978

**January 7** – Owner K.S. “Bud” Adams, Jr., announces the appointment of Ladd K. Herzog as Senior Vice-President and Chief Administrative Officer of the Houston Oilers.

**January 24** – Curley Culp, Ken Burrough, Billy Johnson and Robert Brazile play for AFC on Pro Bowl team.

**April 24** – Oilers trade three draft picks and TE Jimmie Giles to Tampa Bay for rights to 1978 number one draft selection in order to choose Texas All-America and Heisman Trophy winner Earl Campbell.

**October 23** – Houston ends Pittsburgh’s seven-game win streak with Monday night victory over the Steelers, 21-17. It marks Houston’s first win ever on Monday Night Football.

**November 12** – Houston comes from 23-0 deficit to capture 26-23 win over New England Patriots.

**November 20** – Earl Campbell rushes for four touchdowns against Miami Dolphins in Oilers’ 35-30 victory. Campbell’s two Monday night appearances net him 7 of his 13 season TDs.

**November 26** – Earl Campbell gains 100 yards rushing vs. Cincinnati before home crowd to tie NFL record for most 100-yard games by a rookie – 7 (ties Franco Harris and Don Woods). Also breaks Oiler single season records for most yards rushing (Hoyle Granger, 1,194 yards in 1967) and most rushing attempts (Charlie Tolar, 224 yards in 1962).

**December 10** – Houston captures 17-12 decision over New Orleans Saints



## HISTORICAL HIGHLIGHTS

### EARL CAMPBELL

Tabbed the "Tyler Rose", Earl Campbell was a Texas high school legend who would go on to the University of Texas and earn the 1977 Heisman Trophy. The Oilers pulled off a draft blockbuster to acquire Campbell, trading four picks and TE Jimmie Giles to acquire the first pick in the 1978 draft from the Tampa Bay Buccaneers. Campbell made an immediate impact as a rookie, gaining 1,450 yards and scoring 13 touchdowns in his initial campaign and earning NFL Rookie of the Year and NFL Offensive Player of the Year honors. In one of the most famous performances in Monday Night Football history, Campbell gained 199 yards and scored four touchdowns on 28 carries against the Miami Dolphins in November of 1978. From 1978 to 1984 Campbell led the Oilers to three playoff appearances, gained 8,547 yards and earned five Pro Bowl invitations. During the 1984 season, Campbell was traded to New Orleans to be reunited with Bum Phillips for a first round draft choice. He was inducted into the Pro Football Hall of Fame in 1991.

to clinch berth in AFC Wild Card game versus Miami.

**December 24** – Houston wins first playoff game since 1961 by defeating Miami 17-9 in the Orange Bowl.

**December 31** – Oilers continue playoff march with 31-14 win against New England before 61,297 chilled fans in Foxboro, Mass.

### 1979

**January 7** – Houston playoff dreams end as Pittsburgh takes 34-5 victory in AFC Championship Game. Oilers welcomed by 50,000 loyal fans in the Astrodome as radio station KILT sponsors homecoming.

**January 30** – Earl Campbell, Elvin Bethea, Robert Brazile and Curley Culp represent Houston in the Pro Bowl in Los Angeles.

**August 3** – Oiler T Greg Sampson undergoes brain surgery which signals the end to a promising career.

**December 10** – Before national television audience, Houston defeats division nemesis Pittsburgh 20-17, giving Oilers spot in 1979 playoffs.

**December 17** – Several Oilers lock up individual titles: Earl Campbell is NFL rushing champion for the second consecutive year; Mike Reinfeldt captures the crown for most interceptions in NFL with 12; Toni Fritsch is the most accurate field goal kicker, connecting on 21-25 attempts; and Jesse Baker leads the AFC in QB sacks with 15 1/2.

**December 23** – In first playoff game played in Houston since 1962, Oilers defeat Denver Broncos 13-7. Key offensive players Earl Campbell, Dan Pastorini and Ken Burrough are all injured in the contest.

**December 29** – Oilers defeat San Diego 17-14 without injured Earl Campbell, Dan Pastorini and Ken Burrough. Backup QB Gifford Nielsen plays conservative offense as Rob Carpenter, who was injured earlier in the week and was on crutches the night before the game, gains 67 yards rushing in his best effort of the season. The big star of the game is S Vernon Perry, as he intercepts an NFL-record four passes in a playoff game.

### 1980

**January 6** – In a rematch of the 1978 AFC Championship Game, the Steelers win 27-13 in a game that saw a controversial call keep Mike Renfro from scoring what would have been the tying score late in third quarter.

**January 7** – In the wee hours of the morning, the Oilers return from Pittsburgh to an excited throng of 70,000 people at the Astrodome.

**January 28** – Six Oilers represent Houston in the Pro Bowl: RB Earl Campbell, T Leon Gray, PK Toni Fritsch, LB Robert Brazile, S Mike Reinfeldt and DE Elvin Bethea.

**September 15** – Before the largest stadium crowd to ever witness an Oilers' game (80,243), Houston defeats the Browns in Cleveland Stadium 16-7. The game was also televised before a national audience on Monday Night Football.

**October 14** – Oilers acquire All-Pro TE Dave Casper from Oakland for undisclosed draft picks.

**October 19** – Earl Campbell becomes only the second RB in the history of the Oiler franchise to rush for over 200 yards in a single game when he leads the Oilers to a 21-14 triumph over Tampa Bay with 206 yards. Club rushing record for single game is 216 yards by Billy Cannon (Dec. 10, 1961 vs. New York Titans).

**October 26** – Earl Campbell ties NFL record for most consecutive 200-yard games rushing (two) with 202 yards vs. Cincinnati in the Astrodome. Campbell now shares record with O.J. Simpson (Buffalo, 1973, 1976). Oilers defeat Bengals 23-3.

**December 4** – Houston's defense shuts out the Pittsburgh Steelers 6-0. Toni Fritsch provides all the points the Oilers need with two field goals. This marked the third evening prime-time win of the season for the Oilers as the game was played in the Astrodome before a sellout crowd and a national television audience. It marked the first shutout registered by the Oilers since a 47-0 win over the Chicago Bears. (November 6, 1977).

**December 21** – Oilers clinch third playoff spot in as many years with 20-16 victory over the Minnesota Vikings in the Astrodome. Earl Campbell sets NFL record by rushing for over 200 yards in single game four times in one season. He finishes season with 1,934 yards, second highest total in NFL history behind O.J. Simpson's 2,003 yards in 1973. The Oilers must wait until the final game of the season to see who their playoff opponent will be, as their 11-5 record equals that of division foe Cleveland, but Oilers become Wild Card participant due to tie-breaker procedures.

**December 28** – Oilers season comes to an end with disappointing AFC Wild Card loss at the hands of the eventual Super Bowl champion Oakland Raiders. The loss marks the third consecutive year that the Oilers have been eliminated from the playoff picture by the eventual Super Bowl champions (Pittsburgh Steelers in both 1978 and 1979).

**December 31** – K.S. "Bud" Adams Jr., relieves Bum Phillips of his duties as Head Coach and General Manager. Ladd K. Herzeg is promoted from post of Senior Vice-President/Chief Administrative Officer to the position of Executive Vice-President and General Manager of the Oilers.

### 1981

**January 3** – announce the selection of Ed Biles as their new head coach. Biles had been Oilers' defensive coordinator since 1975.

**February 8** – Dick Nolan, former Head Coach for the New Orleans Saints and the San Francisco 49ers, is named defensive coordinator.

**February 15** – Mike Holovak is named as Assistant General Manager by the Oilers.

**September 6** – Oilers defeat Rams at season opener at Los Angeles 27-20 as rookie Willie Tullis returns kickoff 95 yards for score in final minute of game. Win gives Ed Biles his first as head coach of NFL club.

### 1982

**January 19** – Former All-Pro S Ken Houston returns to Oilers as defensive assistant assigned to work with the DBs. Houston had been All-Pro performer before being traded to Washington where he retired following 1980 season.

**January 31** – Oilers open 2.5 million dollar training facility less than two miles from Astrodome. Owner-President K.S. "Bud" Adams, Jr., provides funds for what is considered one of top facilities in the NFL.

**February 3** – Oilers announce new three-year contract with Mutual Broadcasting System for radio rights to Houston's games. KTRH-AM in Houston will serve as flagship station.

**March 18** – Oilers announce that head coach Ed Biles has been given a contract extension.

**April 28** – Oilers select Penn State G Mike Munchak in first round of NFL draft. It is the first number one choice in the draft that Oilers have had since Earl Campbell was selected in first round in 1978.

**May 3** – Computer added to Oilers offices to assist club with player personnel, college scouting, ticket and business operations as well as many other functions within the organization.

**September 17** – Oilers acquire QB Archie Manning from New Orleans Saints in one-for-one swap for T Leon Gray.

**September 20** – NFL Players Association strike announced.

**November 16** – Settlement of 57-day player strike announced by NFL Management Council and NFL Players Association.

### 1983

**January 2** – Oilers fall to Cincinnati Bengals 35-27 to conclude 1982

## HISTORICAL HIGHLIGHTS

regular season play in a game that was re-scheduled from November 14 (canceled due to players' strike).

**January 25** – Chuck Studley joins Oilers as defensive coordinator after successful stints with San Francisco 49ers (Super Bowl champs following '81 season) and Cincinnati Bengals.

**February 1** – Oilers perennial All-Pro DE Elvin Bethea decides not to retire following 1982 season and will return for his 16th year in the NFL, all with the Oilers.

**February 2** – Oilers announce promotion of Mike Holovak from Assistant General Manager to VP/Player Personnel.

**April 23** – The Oilers announce trade of their second pick in first round to Los Angeles Rams for the third pick overall in draft. Oilers receive Rams' fourth-round choice in 1983 and fourth-round choice in 1984 for moving down one notch in first round.

**April 24** – The Oilers announce their second trade in as many days involving Oilers' first-round draft pick. Oilers trade third choice overall in first round to Seattle for ninth choice overall in first round plus Seahawks' second- and third-round picks in 1983 (combining trades of April 24-25, Oilers moved from second position in first round to ninth and acquired Seahawks' second- and third-round choice in 1983 and Rams' fourth round choice in 1983 and 1984, a total of four additional picks).

**April 26** – Oilers select T Bruce Matthews from USC in round one of NFL draft with the ninth choice in the round. Also, for first time since 1969, the Oilers had each of their choices through the first nine rounds.

**August 4** – In preseason opener, ceremonies honoring Elvin Bethea's 16 years with the club occur at halftime. Bethea's jersey, No. 65, will be retired at the conclusion of the season.

**October 10** – Head Coach Ed Biles resigns after two and one-half years as head coach.

**October 11** – The Oilers appoint Defensive Coordinator Chuck Studley as interim head coach.

**October 20** – Oilers trade QB Archie Manning and TE Dave Casper to Minnesota for second- and fourth-round picks in 1984 draft.

**December 18** – Oilers close season with 20-10 loss at Baltimore in what would be the Colts' final game played in Baltimore before moving to Indianapolis.

### 1984

**January 3** – The Oilers name Hugh Campbell as new head coach.

**January 30** – Announcement is made that Kay Dalton will remain as offensive coordinator and also that Jerry Glanville will become new defensive coordinator.

**February 3** – The Oilers announce that they win the "recruiting war" for free agent QB Warren Moon.

**February 10** – Entire organization loses tremendous friend with the passing of radio talk-show host John Breen. Breen was first employee hired by the Oilers in 1959 and served in numerous front office capacities, including General Manager and Director of Player Personnel.

**May 1** – Oilers draft Dean Steinkuhler among a total of 14 players during the one-day marathon. Of the 14 players selected, 10 were defensive players.

**September 6** – Oilers and City of Houston celebrate 25th season of professional football at "Silver Salute," which is held on the floor of the Astrodome. The black-tie gala consists of dinner, dancing and an auction with all proceeds benefiting the Ronald McDonald House. This date is also proclaimed "Houston Oilers Day" by Mayor Kathryn J. Whitmire.

**October 9** – Oilers trade RB Earl Campbell to New Orleans Saints for first round choice in 1985 draft. The Oilers also obtain C Jim Romano from Raiders for Houston's third- and sixth-round picks in 1985.

**October 26** – Oilers announce that KODA-FM will be new flagship station for Oilers' radio broadcasts beginning in 1985. The Oilers and KODA-FM sign a multi-year contract.

**November 11** – Oilers defeat Chiefs 17-16 in Kansas City after losing opening 10 games of the season, as Hugh Campbell gets first win as NFL head coach.

**December 2** – Houston defeats Steelers in overtime thriller 23-20 for third win in four weeks before home crowd. Joe Cooper kicks winning field goal with 5:53 elapsed in extra period. It is the first overtime loss in Steeler history.

**December 12** – G Mike Munchak is selected to play in the AFC-NFC Pro Bowl game in Honolulu.

**December 17** – Warren Moon completes his first NFL season with 3,338 yards passing, breaking the team record set by George Blanda in 1961 (3,330). Tim Smith's 1,141 yards receiving enabled him to become third player in Oilers' history to post consecutive 1,000-yard receiving seasons after gaining 1,176 in 1983. Bill Groman (1960-61) and Charlie Hennigan (1963-64) were the others.

### 1985

**July 1** – The Oilers sign 1983 Heisman Trophy winner Mike Rozier. Rozier was selected by the Oilers in the first round of the 1984 Supplemental Draft of USFL players.

**July 2** – WR Drew Hill is acquired by the Oilers in a trade with the Los Angeles Rams.

**August 3** – The Oilers battle the New York Giants in the annual NFL Hall of Fame Game in Canton, Ohio, with the Giants winning 21-20. The game also makes radio history as the first stereo broadcast of an NFL game on KODA-FM.

**December 9** – Hugh Campbell is relieved of his duties as head coach. The club names Defensive Coordinator Jerry Glanville as interim head coach for the season's remaining two games.

### 1986

**January 2** – The Oilers release seven assistant coaches from their employment contracts: John Devlin, Joe Faragalli, Gene Gaines, Ken Houston, Bruce Lemmerman, Bob Padilla and Al Roberts.

**January 20** – Jerry Glanville signs a five-year contract as Head Coach of the Oilers.

**February 2** – G Mike Munchak starts for the AFC in the annual Pro Bowl in Honolulu, Hawaii.

**April 29** – The Oilers select Purdue QB Jim Everett with their first selection in the 1986 NFL Draft. The team follows by selecting Louisville WR Ernest Givins in the second round and RB Allen Pinkett of Notre Dame in the third round.

**September 18** – The Oilers trade QB Jim Everett, the third player selected in the 1986 draft, to the Los Angeles Rams in exchange for G Kent Hill, DE William Fuller, the Rams' number one draft choices in 1987 and '88 and L.A.'s fifth rounder in 1987.

**December 21** – Houston concludes the 1986 season on a positive note, defeating the Buffalo Bills 16-7. WR Drew Hill catches five passes for 114 yards giving him 1,112 yards for the season as he joins rookie Ernest Givins (1,062 yards) to form the 19th tandem in NFL history to each surpass the 1,000-yard receiving mark. In addition, QB Warren Moon throws for 208 yards to finish the year with 3,489 yards and break his own single-season club record. PK Tony Zendejas connects on all three of his field goal attempts and his 22 three-pointers establishes a new Oiler high.

### 1987

**July 1** – The Oilers announce plans to retire the No. 34 jersey of former RB Earl Campbell, the leading rusher in club history. The ceremony is scheduled for August 13.

**October 4** – The Oilers win their first "replacement" game in Denver 40-10 as QB Brent Pease throws for 260 yards and a TD and LB Eugene Seale returns an interception 73 yards for a touchdown.

**October 25** – With the players' strike over, the Oiler "regulars" return to action with a 37-33 win over the Falcons as RB Mike Rozier rushes for 144 yards while rookie WR Curtis Duncan catches two TD passes including the game-winner.

**October 28** – First-round draftee FB Alonzo Highsmith ends his holdout by agreeing to a multi-year contract.

**November 3** – The Oilers acquire veteran T Bruce Davis from the Raiders for what later becomes a 1988 second-round draft choice.

**November 4** – T/G Bruce Matthews ends his holdout by agreeing to terms with the Oilers.

**December 15** – Along with several prominent Houston business leaders, K.S. "Bud" Adams, Jr., holds a press conference to announce that the goal of marketing 75% of the new Columbia Suites by December 15 has been met.

**December 23** – The Oilers place three players on the AFC Pro Bowl roster, their largest contingent since 1981. Chosen to play in the Honolulu all-star game are S Keith Bostic, G Mike Munchak and RB Mike Rozier.

**December 27** – The Oilers clinch their first playoff berth since 1980 as they

## HISTORICAL HIGHLIGHTS

defeat the Bengals 21-17 before an SRO crowd at the Astrodome. Rookie FB Alonzo Highsmith scores two TDs and QB Warren Moon throws his 21st scoring pass of the season. That marks the most TD passes by an Oiler since George Blanda tossed 24 in 1963.

### 1988

**January 3** – In an AFC Wild Card Playoff, the Oilers defeat the Seahawks 23-20 in overtime on Tony Zendejas' 42-yard field goal.

**January 10** – The Oilers' season ends as the Broncos defeat them 34-10 in an AFC Divisional Playoff before 75,968 fans in Mile High Stadium.

**April 21** – The Oilers acquire DE Sean Jones from Raiders along with L.A.'s second-round draft choice. Houston gives up one of its first-round draft picks, a fourth-round selection and changes places with Raiders in the third round.

**May 6** – The Oilers announce that they will hold training camp at Southwest Texas State University in San Marcos. SWTSU thus becomes the Oilers' eighth training camp site since the team's inception in 1960.

**May 17** – Oilers re-assign Mike Holovak as Assistant to the General Manager.

**November 7** – The Oilers appear on Monday Night Football for the first time since 1982 and defeat the Cleveland Browns 24-17.

**December 14** – The rosters for the AFC-NFC Pro Bowl are released and feature eight Oilers: DE Ray Childress, WR Drew Hill, G Bruce Matthews, QB Warren Moon, G Mike Munchak and RB Mike Rozier.

**December 24** – The Oilers beat the Cleveland Browns 24-23 in an AFC Wild Card Playoff Game as RB Allen Pinkett scores two touchdowns.

### 1989

**January 1** – In an AFC Divisional Playoff Game, the Oilers drop a 17-10 decision to the Bills before 79,532 fans at Rich Stadium in Buffalo.

**February 1** – Executive Vice-President/General Manager Ladd K. Herzeg announces his resignation.

**February 2** – The Oilers announce the promotion of Mike Holovak to General Manager, replacing Ladd Herzeg. Also, under NFL's new "Plan B" free agency, 21 Oilers are left unprotected while 37 are protected.

**February 22** – The Oilers name Kevin Gilbride to the post of Quarterbacks Coach. He joins the club after serving as Offensive Coordinator at East Carolina.

**April 1** – The Oilers end up losing 15 players and signing seven under the NFL's first "Plan B" free agency system.

**April 7** – The Oilers sign QB Warren Moon to a new long-term contract.

**September 24** – Despite a sellout crowd in the first game in the newly-expanded Astrodome, the Oilers lose to the Buffalo Bills, 47-41 in OT.

**October 1** – The Oilers defeat the Miami Dolphins 39-7 as QB Warren Moon completes a career-best 82.6% of his passes (19/23). In addition, Houston's defense holds Dolphin QB Dan Marino to his worst game as a starter (11/29, 103 yds.).

**October 22** – The Oilers record the ninth shutout in club history and their first in nine years (spanning 132 games) with a 27-0 whitewash of the Pittsburgh Steelers. Pittsburgh manages just 132 total yards, the fewest yards allowed by Houston in 12 seasons.

**December 3** – The Oilers win at Pittsburgh 23-16 despite a blizzard and windchill temperatures of -20 degrees. RB Lorenzo White's one-yard run with 21 seconds remaining wins it as the Oilers claim sole possession of first place after the season's 13th game, the latest the team has been in first place in a season since 1967.

**December 10** – The Oilers honor their 30th Anniversary "Dream Team" while defeating the T.B. Buccaneers 20-17.

**December 20** – G Bruce Matthews, QB Warren Moon and G Mike Munchak are named starters for the February 4 Pro Bowl.

**December 23** – In a regular season finale battle for the AFC Central Division title, the Oilers lose to the Cleveland Browns 24-20 on RB Kevin Mack's TD with 39 seconds left. The Oilers fall short after battling back from a 17-0 deficit as QB Warren Moon establishes personal bests for attempts (51), completions (32) and yards (414, most since George Blanda's 418 in 1961). Oilers set all-time single season attendance record with 451,027 fans, eclipsing 411,652 in 1978.

**December 31** – In an AFC Wild Card playoff game, the Oilers lose a 26-23 OT decision to the Pittsburgh Steelers as PK Gary Anderson kicks a 50-yard field goal. Houston WR Ernest Givins catches 11 passes for 136 yards and two TDs.

### MOON ERA

In February of 1984, the Oilers won a recruiting battle for a five-time Canadian Football League champion quarterback named Warren Moon and by doing so, changed the future of the franchise. Houston had a leg up on the competition with the hiring of Hugh Campbell, who coached Moon for five seasons in Canada, just a month earlier. Moon would play 10 seasons for the Oilers and lead them to the playoffs in each of his final seven seasons (1987-93) with the team and earn six Pro Bowl invitations. Moon established many of the franchise's passing records, including career passing yards (33,685), career touchdowns (196), single season passing yards (4,690 in 1991), passing yards in a game (527 at KC in 1990) and career 300-yard passing games (38). His quick release, decision-making and mobility made him a perfect fit for the Oilers high-octane passing offense. Moon's reign at quarterback for the Oilers came to end with the advent of the salary cap prior to the 1994 season. Most of the Oilers' high-priced talent was released or traded away to comply with the new NFL structure, including Moon, who was traded to Minnesota in April 1994. In 2006, Moon became the first African-American quarterback to be inducted into the Pro Football Hall of Fame.

### 1990

**January 6** – Jerry Glanville leaves his position as Oilers' head coach by "mutual agreement."

**January 9** – Jack Pardee signs a five-year contract to become the 14th head coach in Houston Oiler history. Pardee joins the Oilers after enjoying a successful three seasons as the head coach at the University of Houston.

**January 30** – The Oilers extend the contract of Executive Vice President/General Manager Mike Holovak. In addition, the team names former LBs Coach Floyd Reese to the newly-created position of Assistant General Manager and promotes Quarterbacks Coach Kevin Gilbride to Offensive Coordinator. Also, the team announces the signing of a multi-year contract that allows KTRH-AM/KLOL-FM to broadcast all Oiler football games beginning in 1990.

**September 23** – The Oilers win their 1990 home opener 24-10 over the Indianapolis Colts as QB Warren Moon becomes the all-time leading passer in club history. Moon throws for 308 yards (plus three TDs) to surpass George Blanda's team record of 19,149 yards. The record fell on a third quarter seven-yard pass to WR Haywood Jeffires. WR Drew Hill catches ten passes for 123 yards to help key the victory.

**October 14** – QB Warren Moon passes for 369 yards and a career-best five TDs as the Oilers hammer the Cincinnati Bengals 48-17. Moon thus becomes the first player in pro football history to throw for over 20,000 yards in two different leagues (21,228 in Canadian Football League).

**December 9** – The Oilers shatter several team records while drubbing Cleveland 58-14. Included among the records set are most points in a game, in a quarter (31) and in a half (45). RB Lorenzo White ties a club mark with four rushing touchdowns, the first time that has been accomplished in the NFL in two years.

**December 16** – The Oilers win a key road game, beating Kansas City 27-10 at Arrowhead Stadium. QB Warren Moon again supplies the big news, completing 27-of-45 passes for 527 yards. That represents the second-best single-game passing performance in NFL history. The record belongs to the Rams' Norm Van Brocklin, who threw for 554 yards against the New York Yanks on September 28, 1951. Moon had an opportunity to break the record but declined to do so based on the Oilers' comfortable lead. Almost overshadowed by Moon's effort was WR Haywood Jeffires catching nine balls for 245 yards (including an 87-yard TD), which marked the second best receiving day in Oiler history. Charles Hennigan had 272 receiving yards versus the Patriots on October 13, 1961.

**December 19** – Six Oilers are named to the AFC squad for the Feb. 3 Pro Bowl. The six include starters G Bruce Matthews, QB Warren Moon and G Mike Munchak, plus reserves DT Ray Childress, WR Ernest Givins and WR Drew Hill.

## HISTORICAL HIGHLIGHTS

### RUN 'N SHOOT

Born in the 1970's under the offensive master "Mouse" Davis, the "Run 'N Shoot" offense and its concepts started to enter the NFL in the late 1980's. The Houston Oilers were one of the first teams to run the pass oriented offense that featured one running back and four wide receivers. The Oilers hired June Jones, a Mouse Davis disciple, in 1987 as quarterback coach and he integrated some of the "Run 'N Shoot" concepts into offense. Jones left following the 1988 season to join Wayne Fontes in Detroit. Kevin Gilbride, who also had worked with Davis, took over in 1989 and continued to mold the offense. With Jack Pardee's arrival as head coach in 1990, the Oilers offense became a full-time "Run 'N Shoot" offense, where in previous years it was only used in passing situations. During a three-year stretch (1990-92), the Oilers ranked first in the NFL in passing yards (avg. 4,485 passing yards per season) and second in total yards (avg. 5,954 yards per season). They set a then-franchise record for points scored in 1990 with 405. Warren Moon drove the offense and under his leadership the offense took flight and his receiving corps of Drew Hill, Haywood Jeffires, Ernest Givens and Curtis Duncan totaled unbelievable numbers as they tortured NFL defenses. Head coach Jack Pardee was relieved of his duties 10 games into the 1994 season and with that came the death of the "Run 'N Shoot" offense. New head coach Jeff Fisher moved the offense back to a conventional approach in 1995.

**December 30** – Led by backup QB Cody Carlson, who played for the injured Warren Moon (dislocated thumb), the Oilers earn a Wild Card playoff berth by defeating the Pittsburgh Steelers 34-14 in the Astrodome. Carlson completes 22 of 29 passes for 247 yards and three TDs. With the victory, the Oilers end up in a three-way tie for first place with Cincinnati and Pittsburgh in the AFC Central.

### 1991

**January 6** – The Oilers' 1990 season comes to a close as they are eliminated from the playoffs by the Cincinnati Bengals. Houston loses at Riverfront Stadium 41-14 in an AFC Wild Card game.

**January 26** – It is announced that Earl Campbell has been voted into the Pro Football Hall of Fame. The announcement is made in Tampa, Florida. Campbell is to be enshrined on July 27.

**May 17** – The Oilers and the City of San Antonio formally sign six-year contract which will allow the Oilers to hold training camp there. Trinity University is chosen as the host school.

**September 16** – In a pre-game ceremony, Earl Campbell receives his Hall of Fame ring from Hall Executive Director Pete Elliott. In the game that follows, the Oilers defeat Kansas City 17-7 to signal the first 3-0 start in franchise history.

**October 13** – In a 23-20 victory over the Jets at Giants Stadium, WR Haywood Jeffires ties Charlie Hennigan's 30-year-old team record for receptions in a game with 13 (186 yards). QB Warren Moon completes 35-of-50 passes for 423 yards, which is the fifth-best total in team annals. Also, WR Drew Hill surpasses Hennigan's 410 catches to become the all-time leading receiver in Oiler history.

**November 3** – Despite a 16-13 OT loss at Washington, WR Drew Hill moves past WR Ken Burrough's 6,907 receiving yards to become the Oilers' all-time leader in that category.

**November 10** – QB Warren Moon establishes career highs for completions (41) and attempts (56) as he throws for 432 yards, which is fourth best in team history, in Oilers' 26-23 OT victory over Dallas. Moon also passes Fran Tarkenton's 47,003 yards and moves into second place behind Ron Lancaster on all-time professional passing yards chart.

**December 8** – The Oilers defeat the Steelers 31-6 in the Astrodome as Houston captures its first-ever undisputed AFC Central Division championship. QB Warren Moon throws for 254 yards and becomes just the third QB in NFL history (Miami's Dan Marino, San Diego's Dan Fouts) to have back-to-back 4,000-yard seasons.

**December 15** – QB Warren Moon surpasses Dan Marino's NFL record

(378 in 1986) for completions in a season as the Oilers beat the Browns 17-14.

**December 18** – Eight Oilers (tied NFL-best), including a league-high six starters are named to the AFC team for the February 2 Pro Bowl. The six starters include CB Cris Dishman, DE William Fuller, WR Haywood Jeffires, C Bruce Matthews, G Mike Munchak and LB Al Smith. DT Ray Childress and QB Warren Moon are also named to the squad although Childress was eventually unable to play because of a back/rib injury.

**December 21** – WR Haywood Jeffires becomes just the fifth player in NFL history to record 100 receptions in a single season despite the Oilers' 24-20 road loss to the Giants. Coupled with Drew Hill's 90 catches, that pair's 190 represents the most receptions by two teammates in one season in league annals. In addition, QB Warren Moon eclipses Dan Marino's NFL record (623 in 1986) for attempts in a season. DE William Fuller registers his 15th sack of the season and thus becomes the first Oiler ever to lead the conference in that category.

**December 29** – The Oilers defeat the New York Jets 17-10 in an AFC Wild Card playoff game before 61,485 fans in the Astrodome. S Bubba McDowell intercepts two key passes inside the Oiler five-yard line to preserve the win.

### 1992

**January 4** – After leading for most of the game, the Oilers end up losing a 26-24 decision to the Denver Broncos in an AFC Divisional Playoff game in front of 75,301 fans at Mile High Stadium. PK David Treadwell's 28-yard field goal with 16 seconds left in the game proves to be the deciding points. The loss mars a great performance by Oiler QB Warren Moon, who completes 75% of his passes (27 of 36) for 325 yards and three touchdowns.

**March 6** – The Oilers name Steve Underwood as General Counsel. Underwood joins the Oilers from the Houston firm of Caldwell and Hurst where he has handled most of the team's legal work since 1977.

**August 1** – The Oilers defeat the Dallas Cowboys 34-23 in the American Bowl in Tokyo, Japan, which marks Houston's first game outside of the United States.

**August 31** – The Oilers and QB Warren Moon reach agreement on a new multi-year contract that includes a settlement of a controversial escalator clause.

**September 29** – The Oilers sign free agent WR Webster Slaughter to a two-year contract. Slaughter had been one of four players who were declared free agents by a Minneapolis judge on September 24.

**October 11** – In a 38-24 win at Cincinnati, QB Warren Moon ties a personal best with five TD passes to eclipse George Blanda's team record for career touchdown passes (165, Moon now has 169). Also, WR Haywood Jeffires catches three TD passes to tie the franchise record, and RB Lorenzo White rushes for a career-best 149 yards.

**October 18** – QB Warren Moon becomes the leading passer in professional football history by surpassing Ron Lancaster's 50,535 yards (in 19 years). After the Oilers' heartbreaking 27-21 loss at Denver, Moon now has 50,589 yards. Moon's total, accumulated in less than 15 seasons, includes 21,228 yards in the CFL and 29,361 yards in the NFL.

**November 15** – In Houston's 17-13 win at Minnesota, QB Warren Moon suffers a fractured upper left arm on a fourth quarter hit by Viking S Vencie Glenn and misses the next five games. Despite the injury, Moon becomes just the 14th NFL QB to surpass 30,000 passing yards as he accomplishes that faster (125 games) than any player in league history except for Miami's Dan Marino (114 games).

**November 26** – Subbing for the injured Warren Moon, QB Cody Carlson throws for a career-high 338 yards as the Oilers defeat the Lions 24-21 on Thanksgiving Day in Detroit.

**December 11** – After being diagnosed with kidney cancer, Offensive Coordinator Kevin Gilbride undergoes surgery for the removal of his cancerous kidney. He misses two games as Receivers Coach Chris Palmer and injured QB Warren Moon help to handle Gilbride's game day responsibilities.

**December 23** – An NFL-best nine Oilers earn Pro Bowl honors with four players designated as starters for the February 7 game. The starters include WR Haywood Jeffires, C Bruce Matthews, G Mike Munchak and LB Al Smith. The Houston reserves feature DT Ray Childress, WR Curtis Duncan, WR Ernest Givins, QB Warren Moon and RB Lorenzo White. The inclusion of Jeffires, Givins and Duncan represents the first time ever that

## HISTORICAL HIGHLIGHTS

three receivers from the same team have been designated as Pro Bowlers. **December 20** – Shortly after their exciting, come-from-behind 17-14 win at Cleveland, the Oilers learn that they have clinched a playoff berth for the sixth straight season. That represents the longest current post-season streak in the NFL.

**December 27** – As Houston routs Buffalo 27-3 in the regular season finale, WR Haywood Jeffires catches six passes to finish with 90 receptions. He thus leads the AFC in that category for the third straight season, becoming only the second player since the 1970 AFL-NFL merger to accomplish that feat.

### 1993

**January 3** – The Oilers lose a 41-38 OT decision at Buffalo in an AFC Wild Card playoff game. QB Warren Moon completes 36 of 50 passes for 371 yards and four first-half touchdowns.

**January 29** – The Oilers name Buddy Ryan as the team's defensive coordinator.

**July 2** – NFL Commissioner Paul Tagliabue rules in a dispute between the Oilers and Washington. Tagliabue completes a trade which sends Washington LB Wilber Marshall to Houston in exchange for the Oilers' third-round draft choice in 1994 and their fifth-round selection in 1995.

**November 21** – RB Gary Brown explodes for 194 rushing yards to lead Houston to its fifth consecutive win, a 27-20 victory at Cleveland. Brown's rushing total is the highest by any AFC back in three years and the most by an Oiler in 13 years. His back-to-back running sum of 360 yards is also the team's best in 13 seasons. Brown becomes the first NFL back in ten years to gain over 100 yards in his first two career starts.

**November 28** – In the Oilers' 23-3 Astrodome victory over the Steelers, WR Ernest Givins passes Drew Hill's 480 catches to become Houston's all-time leading receiver.

**December 5** – As Houston captures its seventh straight win with a 33-17 home decision over Atlanta, the Oilers' defense forces seven turnovers (including a team record-tying six interceptions) for its highest such total in 16 years.

**December 14** – Oilers DT Jeff Alm commits suicide following the death of his best friend in a traffic accident. The Oilers hold a memorial service for their teammate the following day.

**December 19** – The Oilers clinch their second outright AFC Central Division championship with a 26-17 win over the Steelers at Three Rivers Stadium. Houston thus cements a playoff berth for the seventh consecutive season, the longest current streak in the NFL. The Oilers also become just the second team since the 1970 AFL-NFL merger to go undefeated within the AFC's Central Division (also 1975 Steelers). Against Pittsburgh, PK Al Del Greco surpasses the team record of 115 points in a single season.

**December 28** – G Mike Munchak establishes an Oiler record by being named to the Pro Bowl for the ninth time (Elvin Bethea had eight appearances).

### 1994

**January 2** – The Oilers close the regular season with their club record 11th consecutive win, a 24-0 shutout of the Jets in the Astrodome. The winning streak is the longest in the NFL in nine years as the Oilers become just the fifth team in league history to close a season with 11 straight victories. The Oilers also set a franchise record with 12 wins for the season and go undefeated in both November and December for just the third time ever. Amazingly, RB Gary Brown finished with 1,002 yards in just eight starts.

**January 27** – The Oilers promote Assistant General Manager Floyd Reese to the position of Executive Vice-President/General Manager. Reese succeeds Mike Holovak, who assumes the title of Vice-President/Player Personnel and Scouting.

**February 9** – Houston names Jeff Fisher as its new Defensive Coordinator, replacing Buddy Ryan, who left the Oilers to become General Manager/Head Coach of the Arizona Cardinals.

**April 13** – The Minnesota Vikings announce that they have reached an agreement to acquire QB Warren Moon from the Oilers in exchange for draft choices.

**August 15** – The Oilers defeat the Dallas Cowboys 6-0 before 112,376 fans at Azteca Stadium in Mexico City. The in-house attendance is the largest ever for an NFL game.

**September 4** – WR Ernest Givins becomes Oilers' all-time receiving yardage leader, surpassing Drew Hill's mark of 7,477. Givins would end the

season with 7,935 yards on 542 career receptions.

**November 6** – G Mike Munchak, who announced his retirement on July 21, 1994 to join the Oilers under the title of Assistant to Football Operations, is honored by Oiler Owner/President K.S. "Bud" Adams, Jr., by having his No. 63 jersey retired at halftime ceremonies of Oilers-Steelers game.

**November 14** – After a 1-9 start, Head Coach Jack Pardee and Assistant Head Coach/Offense Kevin Gilbride are relieved of their duties. Jeff Fisher is elevated to title of Head Coach/Defensive Coordinator.

**December 24** – Houston closes out season with 24-10 victory over the N.Y. Jets for Fisher's first win as a head coach.

### 1995

**January 5** – Oilers announce that Jeff Fisher will remain as head coach, officially becoming the 15th head coach in franchise history.

**January 17** – As his first hire, Fisher brings in Jerry Rhome under the title of Offensive Coordinator.

**March 3** – The Oilers jump into the free-agent pool and sign the NFL's all-time leading kickoff returner, Mel Gray. Gray joins the Oilers after successful stints with the Detroit Lions and New Orleans Saints.

**March 7** – The team announces five-year contract with KHTV/Channel 39 to broadcast Oilers' preseason games. The pact reunites the team and KHTV, which carried Oilers' preseason action in '89.

**March 23** – Houston lures in one of the most coveted unrestricted free agents by signing C Mark Stepnoski from the Dallas Cowboys.

**March 28** – The Oilers sign veteran QB Chris Chandler from the Rams.

**April 22** – With the third overall choice in the draft, Houston selects Alcorn State QB Steve McNair.

**July 25** – QB Steve McNair signs contract at press conference held at Oilers' training camp.

**August 11** – Tennessee newspaper reports that Nashville Mayor Phil Bredesen is meeting with Oiler officials. Nashville is willing to build new stadium if it will attract a professional team. K.S. "Bud" Adams, Jr. and Bredesen execute an agreement that gives the City of Nashville a 70-day exclusive negotiating period with the Houston Oilers to build a stadium and relocate the team.

**August 19** – Oilers-Chargers preseason game is canceled by NFL after field is deemed unplayable for safety reasons.

**September 3** – The Oilers travel to Jacksonville and defeat the Jaguars 10-3 in the expansion team's inaugural game.

**September 24** – QB Chris Chandler connects on 23 of 26 passes for 352 yards and four touchdowns, leading Oilers to a 38-28 win over the Bengals at Riverfront Stadium. Chandler's 88.46 completion percentage misses the NFL record by one completion. Chandler, who hooked up with rookie WR Chris Sanders on touchdown passes of 58 and 46 yards, is named AFC Offensive Player of the Week.

**November 2** – Oilers' long-time equipment assistant Bill "Mojo" Lackey passes away after a massive stroke.

**November 5** – Oilers win 37-10 over Browns and dedicate game to "Mojo" and his family. The win marks the Oilers' largest margin of victory at Cleveland since a 40-10 decision on Oct. 12, 1975.

**November 12** – K.S. "Bud" Adams, Jr. and the Oilers announce the establishment of the Bill "Mojo" Lackey Memorial Award, which would be given to the player, coach or front office staff member that best exemplifies the qualities of the former equipment assistant. A \$10,000 check is given to the winner to be awarded to charity in his or her name.

**November 16** – K.S. "Bud" Adams, Jr. and Nashville Mayor Phil Bredesen sign a relocation agreement to move the Oilers to Tennessee.

**December 14** – G Bruce Matthews, S Blaine Bishop, CB Darryll Lewis and C Mark Stepnoski are selected to the Pro Bowl. Matthews sets the Oiler mark for consecutive selections with his eighth consecutive Pro Bowl honor.

**December 17** – Paul "Hoss" Noska, equipment assistant, is honored with the first Bill "Mojo" Lackey Memorial Award.

### 1996

**March 26** – Oilers sign veteran WR Willie Davis from the Kansas City Chiefs.

**April 20** – After trading down in the first round (from 9th to 17th) to acquire extra picks from Oakland, General Manager Floyd Reese and Head Coach

## HISTORICAL HIGHLIGHTS

### McNAIR AND GEORGE

First round draft picks in consecutive years, QB Steve McNair (drafted in 1995) and RB Eddie George (drafted in 1996) became the centerpieces of a team that advanced to the playoffs in four of five years (1999, 2000, 2002, 2003). From 1997, McNair's first season as a starter, until Eddie George's final season as a Titan in 2003, the two combined to pull the franchise to new heights, including the team's first Super Bowl appearance (XXXIV).

The duo started in the same backfield 107 times during their seven seasons together and posted a 67-40 record (.626 winning percentage) in those games, and 5-4 in postseason. The 2003 season would be memorable for both as McNair was named Co-MVP of the NFL, becoming only the franchise's second player to garner the honor (Campbell in 1979) and George became the franchise's all-time leading rusher, passing Earl Campbell and becoming only the 17th running back to reach 10,000 career rushing yards.

Each player personified toughness with legendary stories told of McNair returning from injuries to lead his team to victory and George never missing a start in his eight year franchise career - 128 games - which represented the most consecutive starts in NFL history for a running back to start a career.

On June 12, 2019, Titans controlling owner Amy Adams Strunk announced that McNair's No. 9 jersey and George's No. 27 jersey would be retired by the club.

Jeff Fisher execute a trade with the Seattle Seahawks to move back up to the 14th spot in the 1996 draft to select Heisman Trophy winner Eddie George from Ohio State. Sent to the Seahawks in the trade was DT Glenn Montgomery.

**April 30** – The National Football League approves the team's relocation to Nashville in a special owners' meeting held in Atlanta, Ga.

**May 3** – Adding more weapons to the offense, the Oilers agree to terms with RB Ronnie Harmon from the San Diego Chargers.

**May 7** – Voters of Davidson County in Nashville, Tenn., overwhelmingly approve a referendum held to decide on the use of public funding for a new downtown stadium.

**October 20** – With a 22-yard field goal, K Al Del Greco sets the club record for most career field goals, surpassing K Tony Zendejas (117).

**October 27** – Del Greco kicks the longest field goal in team history with a 56-yarder at the end of the first half versus the 49ers.

**November 17** – In a clash with the Miami Dolphins, G Bruce Matthews becomes the Oilers' all-time leader in games played with his 211th contest, breaking Elvin Bethea's mark of 210. Matthews would go on to also set the team marks for most consecutive games played and started.

**December 12** – G Bruce Matthews, S Blaine Bishop, C Mark Stepnoski and ST player John Henry Mills are selected to the Pro Bowl. Matthews extends the Oiler mark for consecutive selections (9) and ties G Mike Munchak for most overall selections (9).

**December 15** – Oilers play their final game in Houston with a 21-13 loss to the Cincinnati Bengals in the Astrodome.

**December 22** – RB Eddie George finishes the 1996 season with 1,368 yards rushing en route to Rookie of the Year accolades. In addition, George's ground totals were only 82 yards shy of RB Earl Campbell's rookie record of 1,450. On this day, George would also help the Oilers to a 24-21 win over the Baltimore Ravens for a franchise-best 6-2 road record.

### 1997

**January 1** – The team promotes linebackers coach Gregg Williams to defensive coordinator.

**January 3** – After relieving Jerry Rhome of his duties, the Oilers make wide receivers coach Les Steckel the team's offensive coordinator/quarterbacks

coach.

**February 24** – Oilers trade QB Chris Chandler to the Atlanta Falcons for two 1997 draft choices (4th and 6th).

**May 3** – City of Nashville holds ground-breaking ceremonies for the team's downtown stadium.

**May 8** – After formulating an agreement earlier with Harris County (Houston), K.S. "Bud" Adams, Jr. and Astrodome USA owner Drayton McLane, Jr. reach a settlement for the final year of Oilers' lease at the Astrodome. Under appointed mediator Alice Oliver Parrott, the two sides clear the biggest step in the team's ability to play games in Tennessee for the 1997 season.

**June 5** – Oilers reach agreement with Memphis Sports Authority, clearing the way for the team to play its games in the Liberty Bowl.

**June 12** – Oilers hold press conference in Nashville to formally announce the club's intention to play the 1997 season in Tennessee, and introduce an inaugural patch and logo which merges the Oilers traditional "Oil derrick" with the Tennessee state flag.

**July 18** – Oilers players report to Tennessee State University for their first training camp in the state of Tennessee. Also, Oilers sign DE Kenny Holmes, 1997 first-round selection, to a four-year contract.

**July 19** – Oilers sign GM Floyd Reese to a four-year extension running through 2001 season.

**August 2** – Oilers play first preseason game of 1997 season at Liberty Bowl in Memphis, falling to the New Orleans Saints 21-12.

**August 9** – Oilers play their first ever game at Vanderbilt Stadium, an 18-12 preseason loss to Washington.

**August 15** – Oilers move into their temporary training facility in Bellevue.

**August 23** – Oilers promote Don MacLachlan to Executive Vice President of Marketing, Broadcasting, and Ticketing.

**August 27** – Oilers sign free agent SS Blaine Bishop.

**August 31** – Oilers open their inaugural season in the state of Tennessee with a 24-21 overtime win over the Oakland Raiders at Liberty Bowl. RB Eddie George ties Billy Cannon's franchise record for rushing yards in a game with 216 yards on 35 carries. With the game-winning field goal in overtime, K Al Del Greco becomes the Oilers all-time points leader, surpassing George Blanda's total of 596 points.

**October 27** – In their first-ever trip to Arizona, the Oilers defeat the Cardinals 41-14.

**November 27** – Oilers defeat Dallas 27-14 on Thanksgiving Day in front of a national-television audience. It marked the first regular season game in Texas for the Oilers since their move to Tennessee.

**December 11** – G Bruce Matthews, RB Eddie George, and SS Blaine Bishop are selected to the Pro Bowl. Matthews extends the mark for consecutive selections (10) and surpasses G Mike Munchak for most overall selections (9).

**December 14** – Oilers fall to the Baltimore Ravens 21-19 in the final game at Baltimore's Memorial Stadium. It marked the second time the Oilers closed the stadium, because on Dec. 18, 1983, the Oilers played at the Baltimore Colts in what would be their final game in Baltimore.

**December 21** – Oilers close their inaugural season in Tennessee with an 8-8 record after a 16-6 win over Pittsburgh in Memphis.

### 1998

**February 14** – Oilers agree to terms with free agent WR Yancey Thigpen from Pittsburgh.

**February 19** – Oilers agree to terms with free agent P/K Craig Hentrich from Green Bay.

**February 24** – Oilers reach agreement with Shelby County Sports Authority and Memphis Park Commission to be released from the final year of their lease at the Liberty Bowl.

**March 4** – Oilers and Vanderbilt University reach tentative agreement for the Oilers to play at Vanderbilt Stadium for the 1998 season.

**March 11** – Oilers agree to terms with free agent TE Jackie Harris from Tampa Bay.

**April 16** – A tornado rips through Nashville, damaging three cranes and 10 portable trailers at the Oilers East Bank Stadium construction site.

**April 18** – In the franchise's first draft as the Tennessee Oilers, the club selects WR Kevin Dyson from Utah with its first-round selection (16th

## HISTORICAL HIGHLIGHTS

### HOUSTON OILERS TO TENNESSEE TITANS

After trying unsuccessfully for many years to construct a deal with the city of Houston for a new football or multi-use stadium, Oilers owner K.S. "Bud" Adams, Jr. decided that moving his franchise to another city might be the only solution left to keep the team financially competitive. In the spring of 1995, research was completed and several cities were identified as desirable for relocation and at the top of the list was Nashville, Tenn.

In the summer of 1995, Adams contacted Nashville's mayor, Phil Bredesen, to see if the city would be interested in having the team relocate to the region. A 70-day exclusive negotiating period was agreed to and in November the two had signed a relocation agreement that would bring the Oilers to Nashville. In April of 1996, the NFL approved the team's relocation and on May 7th, the voters of Davidson County approved a referendum on using public funding for the new downtown stadium.

Dec. 15, 1996 would mark the Oilers final home game at the Astrodome in Houston – a 21-13 loss to Cincinnati in front of 15,131 fans. In May of 1997, the team reached a settlement with the Astrodome that let them escape the final year of the contract and allowing the team to play the 1997 season in Tennessee.

With the new stadium in Nashville still two years from completion, the team decided to play at Memphis' Liberty Bowl until the stadium was complete. The Tennessee Oilers opened their inaugural season in the state of Tennessee with a 24-21 overtime win over the Oakland Raiders at the Liberty Bowl in front only 30,000 fans.

The Oilers struggled with low attendance throughout the 1997 season and by March of 1998, the Oilers reached an agreement to play the 1998 season at Vanderbilt Stadium in Nashville. Crowds at Vanderbilt Stadium were an improvement from the previous year, but the team could only muster a 3-5 home mark. During the 1998 season, Adams announced the Oilers name would be retired and the team would be renamed the Titans as they entered their new stadium for the 1999 season.

In April of 1999, the team unveiled their new Titans uniforms and in August the team played its first game at Nissan Stadium (named Adelphia Coliseum at the time). The 1999 season ended with the franchise's first Super Bowl berth in the team's 40-year history. A total of 20 players endured the entire odyssey of playing in Houston in 1996, Memphis in 1997, Vanderbilt in 1998 and LP Field in 1999.



*Bud Adams presents Nashville Mayor Phil Bredesen with an official team jersey.*

overall) in the NFL Draft.

**April 23** – Oilers finalize deal to play at Vanderbilt Stadium for the 1998 season.

**May 15** – Oilers finalize deal to acquire land in MetroCenter for a permanent practice facility to be finished in the summer of 1999.

**May 28** – Oilers reach agreement with Tennessee State University to hold the Oilers 1998 Training Camp on TSU's campus. It marks the first time in club history that the Oilers have had consecutive training camps outside the state of Texas.

**July 29** – Owner K.S. "Bud" Adams, Jr., listens to the Tennessee fans and announces that he will change the name of the team. An advisory council is later formed to research names and a "Guess the Name" contest is introduced to fans to gain additional feedback.

**Oct. 18** – Oilers win first home game in Nashville, a 44-14 victory over Cincinnati.

**Oct. 29** – Former Oiler and nine-time Pro Bowl Guard Mike Munchak is announced among 76 nominees for the Pro Football Hall of Fame.

**Sept. 12** – Oilers play first regular season home game in Nashville vs. San Diego Chargers.

**Nov. 4** – First Oilers coach, Lou Rymkus, passes away at 78.

**Nov. 14** – Oilers owner K.S. "Bud" Adams, Jr., announces that the Oilers will become the "Tennessee Titans" beginning in 1999. "We wanted a new nickname to reflect strength, leadership and other heroic qualities," Adams said.

**Dec. 22** – Oilers owner K.S. "Bud" Adams, Jr., unveils new Tennessee Titans logo and colors, featuring the fire of the Titans and exemplifying power, strength, knowledge and excellence. "I feel we have developed a logo that fans throughout the state of Tennessee and around the country will embrace for years to come," Adams said.

**Dec. 26** – Oilers era comes to end against Minnesota Vikings.

### 1999

**January 1** – G Bruce Matthews and P Craig Hentrich earn All-Pro honors.

**February 8** – G Bruce Matthews, P Craig Hentrich, RB Eddie George & TE Frank Wycheck represent AFC in Pro Bowl.

**February 26** – Steve Walters (WR's) and Jim Washburn (DL) added to coaching staff.

**April 13** – Titans unveil new uniforms and helmets before packed crowd at the new stadium.

**April 17** – Titans make Florida DE Jevon Kearse their first selection in the 1999 NFL Draft.

**May 3** – Veteran players tour stadium and practice facility. Mr. Adams presents pair of tickets to each stadium worker in appreciation of their hard work.

**May 3** – George Henshaw promoted to Assistant Head Coach/Running game. Jim Schwartz added to staff as Defensive Assistant/Quality Control Coach.

**May 8** – Final auditions determine first ever Titans cheerleading squad.

**May 13** – 11-time Pro Bowl offensive lineman Bruce Matthews re-signs with team.

**May 14** – Stadium lights turned on for 100-hour test.

**May 17** – Titans announce that 1999 training camp will be held at Baptist



*Eddie George, Frank Wycheck, Craig Hentrich and Blaine Bishop model the Titans' new uniforms in 1999.*

## HISTORICAL HIGHLIGHTS

### HOME SWEET HOME

The newly-named Tennessee Titans opened their new stadium, Adelphia Coliseum (eventually to be named Nissan Stadium) with the regular season opener on Sept. 12, 1999 against the Cincinnati Bengals. The back and forth game would end with the Titans hanging on for a 36-35 win. The win would start a historic streak of 12 consecutive wins to open the new stadium. The 12 consecutive wins were the most in the modern era for a new stadium (Texas Stadium, 9 wins in 1971) and one short of the all-time record by the Buffalo Americans in 1920. The Titans first loss in their new home would come against the Baltimore Ravens on Nov. 12, 2000. The winning streak actually began in the spring of 1998, when a devastating tornado ripped through Nashville, but only gave a glancing blow to the under construction stadium and sparing it from destruction.

Sports Park in Bellevue.

**May 18** – Stadium sod is laid down.

**July 8** – Adelphia Coliseum name and logo are unveiled at a downtown ceremony.

**July 23** – Titans name former Minnesota Senior Vice President Jeff Diamond President and Chief Operating Officer, and agree to terms with former Pittsburgh Pro Bowl quarterback Neil O'Donnell.

**July 27** – The Titans sign their first-round draft selection, Florida DE Jevon Kearse, to a multi-year contract.

**August 15** – The Tennessee franchise plays its first preseason game under the name Titans, a 22-20 loss at Kansas City. The game is the first in franchise history played in a uniform other than the Oilers.

**August 27** – Titans defeat Atlanta, 17-3, in the first preseason game at Adelphia Coliseum.

**September 2** – Owner K.S. "Bud" Adams, Jr. and his wife, Nancy, announce the creation of the Tennessee Titans Foundation, an organization established to serve the charitable interests of the state of Tennessee by providing financial support and other resources to non-profit organizations, enriching and strengthening communities throughout the state. Adams donates \$500,000 to start the foundation.

**September 5** – Cornerback Darryll Lewis, the team leader in interceptions in each of the past five seasons, is released.

**September 12** – Al Del Greco kicks a 33-yard field goal to lift the Titans to a 36-35 win over Cincinnati in the first regular season game and victory at Adelphia Coliseum. The win, in front of 65,272 fans, is the team's first as the Titans, and quarterback Steve McNair passes for a career-high 341 yards in the victory.

**September 26** – The team wins its first road contest as the Titans, a 20-19 victory at Jacksonville sealed by a Samari Rolle interception in the end zone with under a minute remaining.

**October 31** – Steve McNair returns after missing five games because of a back injury to lead the Titans to defeat the previously-unbeaten St. Louis Rams, 24-21 at Adelphia Coliseum. McNair is named Miller Lite NFL Player of the Week for his performance in the victory.

**December 19** – Tennessee clinches the franchise's first playoff berth since 1993 with a 30-17 win over Atlanta at Adelphia Coliseum.

**December 22** – G Bruce Matthews, RB Eddie George, DE Jevon Kearse and TE Frank Wycheck are named to the AFC team for the Pro Bowl. Matthews extends his franchise records for consecutive and overall selections (12), and Kearse becomes the first rookie defensive end



Faith Hill sings at inaugural game of the new stadium.

selected to the Pro Bowl in AFC history and the first in the NFL since 1978. **December 26** – Tennessee defeats Jacksonville for the fourth consecutive time, a 41-14 victory in which Steve McNair throws five touchdown passes. McNair earns his first AFC Offensive Player of the Week and his second Miller Lite NFL Player of the Week honor this season for his efforts. The win completes the first unbeaten home regular season in club history.

### 2000

**January 8** – In a play known as the "Music City Miracle," Kevin Dyson returns a Frank Wycheck lateral on a kickoff return 75 yards for a touchdown, lifting the Titans to a 22-16 victory in the AFC Wild Card playoff game over the Buffalo Bills. The improbable play, which occurred with just 16 seconds remaining in the game, gives the franchise its first playoff win in Tennessee in addition to its first since 1993.

**January 16** – Eddie George rushes for 162 yards, including a 68-yard touchdown run, as the Titans defeat the Indianapolis Colts, 19-16, in an AFC Divisional Playoff game at the RCA Dome.

**January 23** – The Titans beat Jacksonville for the third time of the season and fifth consecutive time, using 23 second-half points en route to a 33-14 win at Alltel Stadium in Jacksonville. Steve McNair runs for two touchdowns and Derrick Mason returns a kickoff 80 yards in the win. The win sends Tennessee to its first Super Bowl in franchise history and its first AFC/AFL Championship since 1961.

**January 30** – The Titans fall short in their quest to win Super Bowl XXXIV, as Kevin Dyson is stopped one yard short of the end zone on the final play of the game in a 23-16 St. Louis Rams victory.



Kevin Dyson races down the sideline in the Music City Miracle.



The Titans battle the Rams at Super Bowl XXXIV in Atlanta.

**February 16** – The Titans sign unrestricted free agents LB Randall Godfrey (Dallas) and T Fred Miller (St. Louis).

**March 7** – Mike Heimerdinger is named offensive coordinator, replacing Les Steckel.

**March 13** – Craig Johnson (quality control/offense) and Ronnie Vinklerak (quality control/defense) are added to the coaching staff, while Jim Schwartz is promoted to linebackers coach.

**June 15** – The Titans extend the contract of Head Coach Jeff Fisher and expand his title to Executive Vice President.

**July 19** – The Titans extend the contract of RB Eddie George.

**August 14** – The Titans host Monday Night Football for the first time since moving to Tennessee. A sell-out crowd of 68,072 at Adelphia Coliseum watch the Titans defeat St. Louis, 30-3, in a preseason Super Bowl XXXIV rematch.

**October 16** – The Titans host their first regular season Monday Night Football game at Adelphia Coliseum, a 27-13 victory over the Jacksonville Jaguars.

**November 12** – Tennessee's NFL record of 12 consecutive victories to



## HISTORICAL HIGHLIGHTS

open a new stadium ends in a 24-23 loss to the Baltimore Ravens.

**December 14** – S Blaine Bishop, RB Eddie George, T Brad Hopkins, DE Jevon Kearse, KR Derrick Mason, G Bruce Matthews, CB Samari Rolle and TE Frank Wycheck are named to the AFC team for the Pro Bowl. QB Steve McNair is added as an alternate, giving the Titans nine players on the Pro Bowl roster, the most for the franchise since nine players were selected in 1992.

**December 17** – At Cleveland, Bruce Matthews passes brother Clay on NFL games played list at 279 games. Both are honored in pre-game ceremony.

**December 25** – The Titans clinch the AFC Central Division Championship with a 31-0 victory against the Dallas Cowboys, earning a 13-3 record for the second-consecutive season and home-field advantage throughout the playoffs. The defensive unit finishes the season ranked first overall in the NFL.

### 2001

**January 7** – Baltimore defeats the Titans, 24-10, in an AFC Divisional Playoff game at Adelphia Coliseum.

**February 1** – Defensive coordinator Gregg Williams is hired as head coach of the Buffalo Bills.

**February 2** – Jim Schwartz is promoted to defensive coordinator.

**February 6** – Gunther Cunningham, former Kansas City Chiefs head coach, is named assistant head coach defense/linebackers.

**March 2** – The Titans re-sign unrestricted free agent WR/KR Derrick Mason, who set an NFL record in 2000 with 2,690 all-purpose yards.

**March 7** – The Titans agree to terms with unrestricted free agent K Joe Nedney from the Carolina Panthers.

**March 28** – The Titans agree to trade their first pick (29th overall) in the 2001 NFL Draft to the St. Louis Rams for defensive end Kevin Carter.

**May 22** – The NFL announces its plans to realign divisions beginning in 2002, placing the Titans in the new AFC South with the Jacksonville Jaguars, Indianapolis Colts and expansion Houston Texans.

**August 4** – Mike Munchak, Titans offensive line coach and former Houston Oilers guard, is inducted in the Pro Football Hall of Fame after being selected for enshrinement on Jan. 27.

**September 25** – Former Nashville Kats (Arena Football League) Head Coach Pat Sperduto is hired as director of arena football league operations.

**October 7** – Starting at center in Baltimore, Bruce Matthews plays in his 283rd NFL game and surpasses Jim Marshall for first place on league's all-time list for games played among non-kickers.

**December 30** – Eddie George records a season-high 130 yards rushing against Cleveland, marking the 30th 100-yard game of his career. Additionally, George becomes the first RB in franchise history to post 200 career pass receptions.

### 2002

**January 2** – Bruce Matthews is named to his 14th consecutive Pro Bowl, tying him with Merlin Olsen for the most Pro Bowl selections in league history. Jevon Kearse also is selected for the third consecutive year.

**April 5** – The team begins its fifth annual Tennessee Titans Caravan. With 16 players plus staff participating, Titans Caravan V goes on to make 64 stops, including 27 schools, in Tennessee, Kentucky and Alabama over a two-week period.

**April 20** – The Titans select DT Albert Haynesworth with their first pick (15th overall) in the 2002 NFL Draft.

**April 30** – Titans owner K.S. "Bud" Adams announces that he has purchased an expansion Arena Football League team that will begin play in Nashville in 2004. The team will keep the name of the previous AFL team that played in Nashville, the Nashville Kats.

**May 15** – The Titans reach an agreement with Citadel Communications to move the Titans' flagship radio station to Nashville's 103 WKDF (103.3 FM).

**June 4** – The Titans reach a tentative agreement with Adelphia Business Solutions to have Adelphia's name removed from the coliseum, pending court approval.

**July 15** – Offensive lineman Bruce Matthews officially announces his NFL retirement from the offices of Titans owner K.S. "Bud" Adams, Jr., in Houston, Texas

**December 1** – RB Eddie George becomes franchise's all-time leading rusher, passing Earl Campbell, in victory at New York Giants.

**December 8** – Former Titans/Oilers offensive lineman Bruce Matthews is inducted into Titans' Hall of Fame and has his jersey retired during special halftime ceremony during Colts game.

**December 22** – Titans clinch inaugural AFC South Division with 28-10 victory at Jacksonville.

**December 29** – Titans go undefeated in inaugural AFC South division with 13-3 victory at Houston, securing a first-round bye in playoffs. The Titans become NFL's third team to advance to playoffs after starting their season 1-4.

### 2003

**January 1** – QB Steve McNair finishes third in league MVP voting behind Rich Gannon and Brett Favre.

**January 11** – Titans defeat Steelers 34-31 in bruising AFC Divisional Playoff Game.

**January 19** – Titans play in franchise's fourth AFC Championship Game, but fall short at Oakland, 41-24.

**January 25** – Former Houston Oilers DE Elvin Bethea named to the Pro Football Hall of Fame's 2003 class.

**February 3** – Head coach Jeff Fisher coaches the AFC to a 45-20 victory in Pro Bowl.

**February 7** – Titans president Jeff Diamond signs a new one-year contract.

**June 25** – Head coach Jeff Fisher agrees to terms on a long-term contract extension.

**December 7** – Frank Wycheck becomes the fourth tight end in NFL history to record 500 career receptions in Tennessee's 29-27 loss at home to Indianapolis.

**December 7** – WR Derrick Mason catches six passes for 64 yards at home vs. Indianapolis to record his third consecutive 1,000-yard receiving season.

**December 18** – The NFL announces that four Titans are going to the 2004 Pro Bowl – QB Steve McNair (named the starter), along with LB Keith Bulluck, WR Derrick Mason, and P Craig Hentrich. OT Brad Hopkins would later be named to the Pro Bowl as a reserve.

**December 21** – QB Steve McNair leads a miraculous comeback at Houston, throwing the game-winning touchdown to Drew Bennett with 17 seconds left in Tennessee's 27-24 victory on the road. In the process, McNair surpasses 3,000 passing yards for the season, joining Warren Moon as only the second QB in franchise history to do so four times.

**December 28** – Recently re-signed QB Neil O'Donnell starts following injuries to Steve McNair and Billy Volek. He threw for 232 yards and a pair of touchdowns in Tennessee's season-ending 33-13 victory over the defending Super Bowl Champion Tampa Bay Buccaneers. It marked O'Donnell's last NFL game as he would announce his retirement following the season. Eddie George becomes the 17th running back in NFL history to record 10,000 rushing yards in the team's victory over the Bucs. George rushes for 87 yards to push him over the 1,000-yard rushing mark for the seventh time in his eight NFL seasons. It marked the final regular season game and the final home game for George as a Titan.

### 2004


**January 2** – QB Steve McNair named NFL's co-MVP along with Colts QB Peyton Manning. Each player receives 16 votes from a national panel of 50 journalists.

**January 3** – Titans defeat Ravens 20-17 in AFC Wild Card Playoff Game in Baltimore.

**January 10** – Titans fall at New England in AFC Divisional Playoff Game, the coldest playoff game in franchise history (four



*Joe Nedney's field goal beats Steelers.*



*Steve McNair is named NFL co-MVP at the conclusion of the 2003 season.*

## HISTORICAL HIGHLIGHTS



*Eddie George salutes the fans following his final home game as a Titan.*

degrees, minus 10 wind chill).

**January 11** – K Gary Anderson, the NFL's all-time leading scorer (2,346 points), announces his retirement after 22 seasons.

**January 20** – Titans owner K.S. "Bud" Adams re-assumes team president role after Jeff Diamond's contract expires.

**January 23** – TE Frank Wycheck announces his retirement from the NFL after 11 seasons in the league.

**April 24** – Titans select a league-high 13 players in the 2004 NFL Draft, including three players in the second round (the team traded its first-round pick) – TE Ben Troupe, DE Travis LaBoy and DE Antwan Odom.

**July 22** – Titans release RB Eddie George.

**September 11** – The Titans season opener at Miami is played on Saturday instead of Sunday due to impending Hurricane Ivan. Titans running back Chris Brown rushes for 100 yards in his first NFL start en route to the team's 17-7 victory.

**October 11** – On Monday Night Football, Steve McNair quarterbacks the Titans to a 48-27 victory over Green Bay to give him 71 career wins as a starter, surpassing Warren Moon's previous franchise record of 70 victories. The 48 points set a Lambeau Field record for a visiting team. Also in the game, running back Chris Brown carries 27 times for 148 yards and two touchdowns, joining Stump Mitchell (St. Louis Cardinals) and Don Calhoun (New England Patriots) to become the third player in NFL history to gain 100 or more rushing yards in four of his first five NFL starts.

**December 13** – Running back Chris Brown totals 91 yards against Kansas City to become the franchise's eighth player to eclipse 1,000 season rushing yards. He finishes the season with 1,067 yards on 220 carries.

**December 19** – Titans quarterback Billy Volek becomes fourth quarterback in NFL history to pass for 400 or more yards in two consecutive games after passing for 426 yards against Kansas City (12/13) and 492 yards at Oakland (12/19). The 918-yard total is the second-best two-game total in NFL history behind Phil Simms' record of 945 yards (1985).

### 2005

**January 28** – The Arena Football League's Nashville Kats begin play under owner K.S. "Bud" Adams, Jr., winning 47-38 at the Columbus Destroyers.

**February 9** – University of Southern California assistant Norm Chow is hired as Titans offensive coordinator after a 32-year career in college football.

**February 21** – Titans part ways with six veterans – K Joe Nedney, DE Kevin Carter, CB Samari Rolle, RB/FB Robert Holcombe, T Fred Miller and WR Derrick Mason – due to salary cap concerns.

**April 23** – Titans select West Virginia cornerback Adam "Pacman" Jones with the sixth overall pick in the 2005 NFL Draft.

**May 6** – Titans owner K.S. "Bud" Adams, Jr. pledges \$600,000 over three years for scholarship program that provides money for college for one student-athlete from every high school in Tennessee.

**September 6** – Through his foundation, quarterback Steve McNair organizes a relief drive for victims of Hurricane Katrina. Titans fans respond in droves, arriving at LP Field to fill over 20 tractor trailers worth of goods to be sent to the Gulf Coast region.

**September 18** – Titans General Manager Floyd Reese becomes the first GM in team history to record 100 wins as the Titans defeat the Ravens by

a score of 25-10.

**October 9** – Head Coach Jeff Fisher becomes the 34th coach in NFL history and the first in franchise history to notch 100 wins as the Titans win at Houston by a score of 34-20. Also in the game, quarterback Steve McNair became the 49th player in NFL history and second player in franchise history to reach 25,000 career passing yards.

### 2006

**February 12** – Titans defensive end Kyle Vanden Bosch plays in his first career Pro Bowl. In his first season with the Titans, Vanden Bosch finished fourth in the NFL with 12.5 sacks, the most by a team member since 1999.

**February 24** – K.S. "Bud" Adams, Jr. is inducted into the Tennessee Sports Hall of Fame.

**March 13-15** – After a delay to the start of the NFL year due to collective bargaining talks between the league and the NFL Players Association, the Titans strike quickly in the initial days of free agency. They agree to terms with four veteran unrestricted free agents – linebacker David Thornton (Indianapolis), wide receiver David Givens (New England), center Kevin Mawae (N.Y. Jets) and safety Chris Hope (Pittsburgh) – within a three day span.

**April 29** – Titans select quarterback Vince Young out of the University of Texas with the third overall pick in the 2006 NFL Draft.

**June 6** – Titans and Louisiana Pacific Corporation reach an agreement on a new naming rights sponsorship that calls for the team's home stadium to be named LP Field. LP obtains the naming rights for 10 years.

**June 9** – Titans trade quarterback Steve McNair to the Baltimore Ravens in exchange for a fourth-round draft choice in 2007.

**June 14** – Offensive tackle Brad Hopkins announces his retirement from the NFL. Hopkins retires after playing in 194 games, the third-most in franchise history at the time (Matthews, Bethea). His 188 starts were the second-most in team history for an offensive lineman (Matthews).

**July 29** – Titans sign first-round pick, QB Vince Young.

**August 26** – Steve Underwood promoted to Senior Executive Vice President/Chief Operating Officer.

**August 5** – Former Houston Oilers QB Warren Moon is inducted into the Pro Football Hall of Fame.

**November 26** – Trailing 21-0 entering the fourth quarter, Vince Young leads the Titans to 24 unanswered points, posting the largest comeback by a rookie QB in NFL history. Rob Bironas' 49-yard field goal caps the stunning victory over the Giants at LP Field.

**December 3** – Rob Bironas kicks franchise-long 60-yard field goal to beat the Colts, 20-17, at LP Field. The 60-yarder tied Steve Cox and Morten Andersen for the fourth-longest field goal in NFL history.

**December 10** – Vince Young returns to his hometown and runs for a 39-yard touchdown in overtime to defeat the Texans, 26-20, at Reliant Stadium.

**December 31** – Titans exercise 2007 option on head coach Jeff Fisher's contract.

### 2007

**January 3** – Vince Young named the Associated Press Offensive Rookie of the Year.

**January 5** – After 13 seasons at the helm, Floyd Reese resigns as general manager of the Titans.

**February 1** – Vince Young named Diet Pepsi NFL Rookie of the Year.

**February 3** – Former offensive lineman Bruce Matthews becomes the first franchise player that wore the Titans uniform to be voted into the Pro Football Hall of Fame.

**February 10** – Vince Young becomes the first rookie quarterback in NFL history to play in the Pro Bowl.

**February 12** – Titans name former Oilers safety Mike Reinfeldt the team's new General Manager.

**February 28** – Vincent Marino hired from NFL office as Senior Director of Football Administration.

**April 10** – NFL suspends Adam "Pacman" Jones for 2007 season.

**April 28** – Titans select Texas DB Michael Griffin with the 19th overall pick in the NFL Draft.

**August 4** – Bruce Matthews inducted into Pro Football Hall of Fame.

## HISTORICAL HIGHLIGHTS

**August 4** – NFL Commissioner Roger Goodell visits Titans training camp.  
**September 24** – Keith Bulluck intercepts a career-high three passes as the Titans cruise to a 31-14 victory at New Orleans on Monday Night Football.  
**October 21** – Rob Bironas kicks an NFL-record eight field goals, including a game-winning 29-yarder, as the Titans defeat the Houston Texans 38-36 at Reliant Stadium.  
**December 30** – Titans win last three regular season games, including a 16-10 victory at Indianapolis in the season finale to clinch the AFC's final playoff spot and the team's first postseason berth since 2003.

### 2008

**January 6** – Vince Young becomes the youngest quarterback in franchise history to start in playoffs as the Titans fall 17-6 at San Diego in an AFC Wild Card game.  
**January 15** – Titans release offensive coordinator Norm Chow of his duties.  
**January 17** – Titans hire Mike Heimerdinger as offensive coordinator.  
**February 10** – Albert Haynesworth, Kyle Vanden Bosch and Rob Bironas play in Pro Bowl.  
**February 20** – Titans use franchise tag on DT Albert Haynesworth.  
**March 6** – Titans sign former Eagles DE Jevon Kearse as unrestricted free agent.  
**March 27** – Veteran guard Benji Olson announces retirement after 10 NFL seasons.  
**April 5** – Titans unveil new logo to celebrate team's 10th anniversary.  
**April 17** – Titans hold press conference honoring retirement of former franchise QB Steve McNair.  
**April 26** – Titans select East Carolina RB Chris Johnson with first pick (24th overall) in NFL Draft.  
**April 26** – Titans trade CB Pacman Jones to Dallas Cowboys for fourth-round draft pick and additional considerations (resulted in 4th-round pick in 2009 from Titans to Cowboys).  
**July 25** – The Titans reach a one-year contract agreement with franchised free agent defensive tackle Albert Haynesworth.  
**September 7** – On the same day Titans owner K.S. "Bud" Adams, Jr. is added to the Titans/Oilers Hall of Fame, he unveils a Titans/Oilers Ring of Honor at LP Field during the season opener against Jacksonville. The initial members of the Ring of Honor include Adams, Elvin Bethea, George Blanda, Earl Campbell, Mike Holovak, Ken Houston, Mike Munchak, Jim Norton, Warren Moon and Bruce Matthews.  
**September 21** – Cornerback Cortland Finnegan sets a club record with a 99-yard INT return for a TD in a win against the Houston Texans.  
**September 28** – A 30-17 victory over the Minnesota Vikings at LP Field gives the Titans four consecutive wins to open the season for the first time in franchise history.  
**October 19** – In a 34-10 victory at Kansas City, the Titans set a franchise rushing record with 332 rushing yards, including 168 yards by Chris Johnson and 149 yards by LenDale White.  
**October 27** – At halftime of a Monday night game against the Colts at LP Field, the Titans induct Steve McNair, Eddie George and Frank Wycheck to the Titans/Oilers Hall of Fame and the Ring of Honor.  
**November 2** – On a day in which the Titans win in overtime against the Green Bay Packers, the club celebrates its 100th consecutive sellout at LP Field, including every preseason, regular season and playoff game from the time the stadium opened in 1999.  
**November 16** – With a 24-14 win at Jacksonville, the Titans win their 10th consecutive game to open the 2008 season and their 13th consecutive regular season game dating back to the last three regular season games of 2007.  
**November 27** – At Detroit on Thanksgiving, the Titans defeat the Lions 47-10, the team's seventh-highest margin of victory of all-time and Detroit's highest margin of defeat on Thanksgiving.



*Jevon Kearse celebrates the Titans' 10-0 start in 2008.*

**December 7** – The Titans clinch the AFC South title with a 28-9 victory over the Cleveland Browns at LP Field. It is the ninth division crown in club history.

**December 16** – Six Titans are selected to the Pro Bowl – center Kevin Mawae, left tackle Michael Roos, running back Chris Johnson, defensive tackle Albert Haynesworth, safety Chris Hope and cornerback Cortland Finnegan. Additionally, quarterback Kerry Collins and safety Michael Griffin are named to the roster at a later date as alternates.

**December 31** – The Titans defeat the Pittsburgh Steelers 31-14 to secure home-field advantage throughout the AFC Playoffs and tie the franchise record for most regular season wins (13).

### 2009

**February 1** – Nancy Adams, co-owner, vice chairman of the board and wife of K.S. "Bud" Adams, Jr., passes away in Houston at the age of 84.

**February 12** – Chuck Cecil is elevated from secondary coach to defensive coordinator, replacing Jim Schwartz, who was hired as head coach by the Detroit Lions.

**April 1** – The Titans unveil a new logo to celebrate the club's 50th season, incorporating the Oilers' oil derrick logo with the fireball logo and the number 50.

**March 2** – The Titans sign unrestricted free agent wide receiver Nate Washington from the Pittsburgh Steelers.

**April 25** – The Titans select Rutgers WR Kenny Britt with the 24th overall selection in the 2009 NFL Draft, the first of 11 Titans draft choices.

**July 4** – Former Titans quarterback Steve McNair is shot and killed in Nashville.

**July 8-9** – The Titans open LP Field to the public for fans to pay their respects to Steve McNair. On July 9, a memorial service is held at Mt. Zion Baptist Church in Whites Creek, Tenn.

**July 11** – After a funeral service at Reed Green Coliseum in Hattiesburg, Miss., Steve McNair's body is laid to rest at Griffith Cemetery, approximately 20 miles from his home in Mt. Olive, Miss.

**August 3** – The Titans celebrate the 50th anniversary (Aug. 3, 1959) of K.S. "Bud" Adams, Jr.'s announcement of Houston's entry in the American Football League.

**August 6** – The Titans announce that they will wear a "9" helmet sticker during the season to honor the late Steve McNair. The sticker appears on the back of the helmet and remains in place throughout the entire 2009 season.

**August 9** – In a 21-18 Hall of Fame Game victory over the Buffalo Bills in Canton, Ohio, the Titans debut their 50th anniversary "legacy" uniforms. They wear the uniforms a total of four times in 2009.

**October 18** – The Titans suffer the worst loss in franchise history at New England, losing 59-0 in their sixth consecutive loss to open the season. After a bye the next week, they win five consecutive games and finish at 8-8, becoming the only team in NFL history to win more than six games after starting the season at 0-6.

**November 1** – At LP Field, Chris Johnson rushes for 228 yards in a victory over the Jacksonville Jaguars to set a new franchise single-game rushing record.

**November 29** – Quarterback Vince Young leads a 99-yard drive in the final minutes of a game against the Arizona Cardinals to give the Titans a 20-17 win at LP Field. Young connects with rookie wide receiver Kenny Britt on a 10-yard touchdown pass as time expires.

### 2010

**January 3** – With a 134-yard rushing performance in the season finale at Seattle, running back Chris Johnson becomes the sixth player in NFL history to reach 2,000 rushing yards in a season. Totalling 2,006 yards on 358 carries, he joined Eric Dickerson, Jamal Lewis, Barry Sanders, Terrell Davis and O.J. Simpson as the only players to accomplish the feat. He also set a new team single-season rushing record (Earl Campbell), and he became the NFL's new single-season leader in total yards from scrimmage (2,509), surpassing Marshall Faulk's former record. The Titans defeat the Seahawks 17-13.

**January 13** – Running back Chris Johnson is named Associated Press NFL Offensive Player of the Year.

## HISTORICAL HIGHLIGHTS



*Johnson poses with offensive players and coaches after becoming just the sixth player in NFL history to reach 2,000 yards rushing in a season.*

**February 18** – The Titans’ all-time leading punter, Craig Hentrich, announces his NFL retirement.

**April 22** – The Titans select Georgia Tech defensive end Derrick Morgan with the 16th overall pick in the NFL Draft.

**October 24** – The Titans open the season with a 5-2 start after defeating the Philadelphia Eagles 37-19. Wide receiver Kenny Britt amasses the fifth-most receiving yards in franchise history with 225 yards on a career-high seven receptions with three touchdowns.

**November 21** – Marc Mariani returns a punt 87 yards for a touchdown against Washington becoming just the second Titans/Oilers player to record a punt return and a kickoff return for touchdowns in the same regular season.

### 2011

**January 21** – The Titans release defensive coordinator Chuck Cecil of his duties.

**January 28** – The Titans and head coach Jeff Fisher agree to part ways.

**February 7** – The Titans name Mike Munchak the 16th head coach in franchise history.

**February 8** – The Titans release offensive coordinator Mike Heimerdinger of his duties.

**February 12** – The Titans hire Jerry Gray as defensive coordinator.

**February 15** – The Titans hire Chris Palmer as offensive coordinator.

**March 4** – The Collective Bargaining Agreement between the NFL and the Players Association expires.

**March 11** – NFL players are locked out of team facilities due to the collective bargaining stalemate between the clubs and NFL Players Association.

**April 28** – The Titans select Washington quarterback Jake Locker with the eighth overall pick in the NFL Draft.

**July 25** – The lockout ends after a new CBA is reached.

**July 28** – The Titans terminate quarterback Vince Young’s contract.

**July 29** – On the day players report to training camp, the Titans sign unrestricted free agent quarterback Matt Hasselbeck. In total, within a week of the lockout ending, the Titans sign contracts with nine draft choices, 14 rookie free agents, three restricted free agents and eight unrestricted free agents.

**September 1** – The Titans and Chris Johnson agree to terms on a new, multi-year contract, ending the running back’s holdout.

**September 18** – Mike Munchak notches his first victory as a head coach as the Titans defeat the Baltimore Ravens 26-13 at LP Field.

**October 19** – The Titans and Nashville Mayor Karl Dean announce proposed renovation plans for LP Field, including much larger and sharper video screens, a greatly enhanced sound system, elevators to provide service for upper deck seat holders, and general improvements to LP Field infrastructure. The team announces that the improvements would not require new revenues, but instead will be covered by user fees already being collected.

**December 7** – Metro Council approves a bond issuance of up to \$28 million to finance renovations at LP Field.

### 2012

**January 1** – With a 23-22 victory in the season finale at Houston, the franchise records its 400th all-time win in the regular season and playoffs, all under the ownership of K.S. “Bud” Adams, Jr. In the victory, Matt Hasselbeck eclipses 3,500 passing yards on the season and Nate Washington reaches the 1,000-yard receiving mark. Additionally, Chris Johnson records 1,000 rushing yards for the fourth consecutive season.

**January 18** – The Titans elevate Mike Reinfeldt to senior executive vice president/chief operating officer and Ruston Webster to executive vice president/general manager. Lake Dawson is promoted to vice president of player personnel.

**February 4** – Titans Owner K.S. “Bud” Adams, Jr. is named the first winner of the NFL’s Salute To Service Award. Adams is recognized at the NFL Honors event for his outstanding efforts in supporting U.S. service members and veterans.

**March 5** – The Titans use the franchise tag on safety Michael Griffin, who was scheduled to become an unrestricted free agent on March 13.

**April 26** – The Titans select Baylor wide receiver Kendall Wright with the 20th overall pick in the 2012 NFL Draft.

**June 19** – The Titans reach an agreement with franchise player Michael Griffin on a long-term contract.

**July 30** – Wide receiver O.J. Murdock is found dead in Tampa, Fla., of a self-inflicted wound.

**August 3** – Former Titans linebacker Keith Bulluck announces his retirement from the NFL during a press conference at Baptist Sports Park.

**September 23** – In a 44-41 overtime victory over the Detroit Lions, the Titans become the first team in NFL history to score five touchdowns of 60 yards or longer in a game, reaching the end zone on a punt return by Tommie Campbell, a kickoff return by Darius Reynaud, a fumble return by Alterraun Verner and touchdown receptions by Jared Cook and Nate Washington. Locker passes for 378 yards in his first career win as a starter.

**November 26** – The Titans dismiss offensive coordinator Chris Palmer and name quarterbacks coach Dowell Loggains as the new offensive coordinator.

**December 17** – In a 14-10 victory over the New York Jets on *Monday Night Football*, Chris Johnson sets a franchise record with a 94-yard touchdown run.

**December 30** – The Titans defeat the Jacksonville Jaguars 38-20 and become the first team in NFL history with two punt return touchdowns (both by Darius Reynaud) and two interception return touchdowns (both by Zach Brown) in the same game. They also become only the second team in NFL history with four total return touchdowns in a game.

**December 31** – Mike Reinfeldt is dismissed as senior executive vice president/chief operating officer.

### 2013

**February 2** – Former Oilers defensive tackle Curley Culp is selected for enshrinement in the Pro Football Hall of Fame.

**March 14** – The Titans sign tight end Delanie Walker as an unrestricted free agent from the San Francisco 49ers.

**April 1** – Former Oilers head coach Jack Pardee passes away.

**July 11** – Titans team headquarters is renamed Saint Thomas Sports Park after Saint Thomas Hospital announces it is renaming its Baptist Hospital properties.

**October 18** – Former Oilers head coach Bum Phillips passes away.

**October 21** – At his home in Houston, Titans Founder, Owner, Chariman of the Board, President and CEO K.S. “Bud” Adams, Jr. passes away from natural causes at the age of 90. Called a “pioneer and innovator” by NFL Commissioner Roger Goodell upon his death, Adams was in his 54th year leading the organization.

**October 28** – K.S. “Bud” Adams, Jr. is entombed at Forest Park Westheimer Cemetery in Houston.

**October 29** – The Titans announce Tommy Smith will be team president and chief executive officer; Susie Adams Smith and Amy Adams Hunt will serve as co-chairpersons; and Kenneth Adams IV will join the Titans board as a director.

## HISTORICAL HIGHLIGHTS

### 2014

**January 4** – The Titans and head coach Mike Munchak agree to part ways.

**January 13** – San Diego Chargers offensive coordinator and former Arizona Cardinals head coach Ken Whisenhunt is hired as the 17th head coach in Titans/Oilers history.

**April 4** – The Titans release running back Chris Johnson.

**May 8** – The Titans select Michigan tackle Taylor Lewan with the 11th overall pick in the 2014 NFL Draft.

### 2015

**March 20** – President and CEO Tommy Smith announces he is retiring from that role. The Titans begin the search process for a new team CEO/ president and install Steve Underwood as interim president.

**April 30** – The Titans select Oregon quarterback Marcus Mariota with the second overall pick in the 2015 NFL Draft.

**June 25** – The Titans and Nissan announce a 20-year agreement to rename the team's home venue Nissan Stadium.

**September 1** – Following a bout with cancer, 85-year-old Titans scout C.O. Brocato dies. Brocato spent 40 years with the organization after joining the club in 1975.

**September 13** – Quarterback Marcus Mariota makes his regular season debut, completing 13 of 15 passes for 209 yards with four touchdowns and no interceptions (158.3 passer rating). He becomes the second rookie in NFL history to throw four touchdown passes in a season opener, joining Fran Tarkenton (1961).

**November 3** – The Titans relieve head coach Ken Whisenhunt of his duties and name assistant head coach/tight ends Mike Mularkey as interim head coach for the remainder of the season.

### 2016

**January 4** – The Titans relieve general manager Ruston Webster of his duties. Steve Underwood is named as the team's president and chief executive officer on a permanent basis, with the interim tag removed from his title.

**January 14** – The Titans hire Tampa Bay Buccaneers director of player personnel Jon Robinson as general manager.

**January 16** – Mike Mularkey is named as the 18th head coach in franchise history, taking over the role after serving the final nine games of 2015 as the interim head coach.

**April 14** – Two weeks prior to the 2016 NFL Draft, the Titans trade the first overall pick to the Los Angeles Rams. The Titans also deal a fourth-round pick and a sixth-round pick in the deal. In exchange, the Titans receive a first-round pick (15th overall), a pair of second-round picks and a third-round pick in 2016, plus the Rams' 2017 first- and third-rounders.

**December 20** – Running back DeMarco Murray, tight end Delanie Walker, tackle Taylor Lewan, outside linebacker Brian Orakpo and defensive tackle Jurrell Casey are named to the Pro Bowl, giving the Titans five or more Pro Bowl selections for the first time since 2008.

### 2017

**January 5** – Jon Robinson is promoted to executive vice president/general manager.

**April 27** – The Titans select wide receiver Corey Davis (fifth overall) and cornerback Adoree' Jackson (18th overall) in the first round of the 2017 NFL Draft, marking the first time the team makes two picks in the first round since 1987.

**December 19** – Defensive tackle Jurrell Casey, punter Brett Kern and tackle Taylor Lewan are named to the Pro Bowl. Safety Kevin Byard, special teamer Brynden Trawick and tight end Delanie Walker are later named to the squad, giving the Titans five or more Pro Bowl selections in consecutive seasons.

**December 31** – The Titans clinch their 22nd playoff berth in franchise history with a 15-10 victory over the Jacksonville Jaguars in the regular season finale at Nissan Stadium.

### 2018

**January 6** – The Titans open the NFL postseason with a 22-21 win over the Kansas City Chiefs at Arrowhead Stadium, giving the franchise its first



Controlling owner Amy Adams Strunk, along with current and former Titans players, unveiled the team's new uniforms on April 4, 2018.

postseason win since Jan. 3, 2004. After the Titans trailed 21-3 at the start of the second half, their victory tied for the second-largest comeback by a road team in NFL playoff history.

**January 15** – The Titans and head coach Mike Mularkey agree to part ways.

**January 20** – Houston Texans defensive coordinator Mike Vrabel is hired as the 19th head coach in Titans/Oilers history.

**February 3** – Former Oilers outside linebacker Robert Brazile is elected to the Pro Football Hall of Fame (inducted Aug. 4, 2018).

**April 4** – In downtown Nashville, the Titans unveil new uniforms in front of an estimated audience of 15,000-20,000 fans. The event marked the first significant uniform alterations for the club since 1999.

**May 23** – In Atlanta at the annual Spring League Meeting, the NFL announces that the 2019 NFL Draft will take place in Nashville.

**September 9** – The Titans and Dolphins open the 2018 season with a seven-hour, 10-minute contest, the longest NFL game since the 1970 merger. The game features two separate lightning delays that totaled three hours and 59 minutes.

**October 21** – The Titans travel to London to face the Los Angeles Chargers at Wembley Stadium. The contest marks the franchise's first regular season game at an overseas location.

**December 6** – Running back Derrick Henry sets a franchise record with 238 rushing yards and ties a franchise mark with four rushing touchdowns, including an NFL-record-tying 99-yard rushing score against Jacksonville.

**December 20** – Defensive tackle Jurrell Casey, punter Brett Kern and tackle Taylor Lewan are named to the Pro Bowl.

### 2019

**February 2** – Former Titans center Kevin Mawae is elected to the Pro Football Hall of Fame (inducted Aug. 3, 2019).

**April 25-27** – The 2019 NFL Draft is held in downtown Nashville. Nashville shatters a draft record with more than 600,000 fans attending during the three-day event and sets another draft record with more than 47.5 million television viewers. For the city of Nashville, the event generated a record \$133 million in direct spending, a 79 percent increase over the previous draft in Dallas (\$74 million). The economic impact was another record-breaker at \$224 million, also a 79 percent increase over the \$125 million in 2018.

**April 25** – The Titans select Mississippi State defensive lineman Jeffery Simmons with the 19th overall pick in the first round of the 2019 NFL Draft.

**June 12** – Titans controlling owner Amy Adams Strunk announces that the franchise will retire Steve McNair's No. 9 jersey and Eddie George's No. 27 jersey.

**July 30** – Titans controlling owner Amy Adams Strunk announces \$450,000 in grant funding to 10 local non-profit organizations in the spaces of education, African American history and culture, social justice, diversionary and re-entry programs, immigrant outreach and domestic violence and sexual assault. The National Museum of African American Music and the NAACP Freedom Fund each receive \$100,000 grants.

## HISTORICAL HIGHLIGHTS



The 2019 NFL Draft was held in downtown Nashville.

**September 15** – During a halftime ceremony in a game against the Indianapolis Colts, the Titans retire Steve McNair's No. 9 jersey and Eddie George's No. 27 jersey.

**November 13** – The Titans announce plans to begin a 60,000-square-foot expansion of Saint Thomas Sports Park, nearly doubling the footprint of the team's headquarters in Nashville.

**December 13** – The Titans hold a groundbreaking ceremony for the expansion of Saint Thomas Sports Park. Controlling owner Amy Adams Strunk is joined by Tennessee Governor Bill Lee and U.S. Senators Lamar Alexander and Marsha Blackburn.

**December 29** – The Titans conclude the 2019 season with a 35-14 victory at Houston. They finish the regular season 9-7 and clinch a wild card playoff berth. Derrick Henry rushes for 211 yards (fifth-most in franchise history) and three touchdowns, and in the process, he captures the 2019 NFL rushing title with 1,540 rushing yards. A.J. Brown's 124 yards in the game make him the franchise's third 1,000-yard rookie receiver (Bill Groman and Ernest Givins).

### 2020

**January 4** – The Titans defeat the New England Patriots 20-13 in a wild card game. Derrick Henry rushes for 182 yards to set a new franchise postseason record.



**January 11** – The Titans defeat the Baltimore Ravens 28-12 in a divisional playoff game. Derrick Henry rushes for 195 yards to establish a franchise postseason record for the second consecutive week.

**January 19** – The Titans play at Kansas City in their first AFC Championship Game since Jan. 19, 2003. Their playoff run comes to an end with a 35-24 loss to the Chiefs.

**March 4** – The Titans Foundation and controlling owner Amy Adams Strunk announce a donation of \$1 million to The Community Foundation of Middle Tennessee following the devastation of an EF-3 tornado that swept through

the region on the night of March 2-3. The NFL Foundation also contributes \$250,000. On March 6, Titans players and staff members volunteer with the cleanup and relief effort in Nashville.

**March 15** – A new collective bargaining between the NFL and NFL Players Association is ratified. The agreement runs through the 2030 season.

**March 15** – The Titans announce a multi-year contract extension with quarterback Ryan Tannehill.

**March 16** – The NFL announces the postponement of all in-person offseason programs in response to the coronavirus pandemic. Teams are later given the option of conducting virtual offseason programs but are prohibited from gathering at team facilities for the duration of the offseason.

**March 16** – The Titans place the franchise tag on running back Derrick Henry and later come to terms on a long-term contract agreement.

**April 23** – The 2020 NFL Draft is held in a virtual setting with all team personnel and draftees at their own homes due to the COVID-19 pandemic.

**May 8** – The Titans elevate Burke Nihill to team president/CEO after Steve Underwood announces his retirement from a full-time role.

**June 11** – Titans controlling owner Amy Adams Strunk adds her voice and the voice of the organization to support the peaceful protests calling for equality and denouncing racism in the wake of the death of George Floyd.

"Hearts, minds and institutions need to change throughout our country," she says. "Those who face racism need to be heard, and more importantly, understood by those who haven't listened before ... Hearing our players and coaches speak over the last two weeks has been constructive to this vital discussion. I support our players using peaceful protests and their platforms to advance us as a nation. I would encourage those who haven't thought about these issues before to understand the pain, anger and frustration of the black community. Black lives matter. We should all agree on that."

**July 25** - The NFL cancels all 2020 preseason contests and modifies all team's training camps because of safety protocols involving the COVID-19 pandemic. However, the 2020 regular season starts as scheduled.

**October 13** - The Titans defeat the Buffalo Bills 42-16 at Nissan Stadium in the NFL's second Tuesday game since 1946. Positive COVID-19 test results force the Titans to close their headquarters on Tuesday, Sept. 29, and reschedule their game with the Pittsburgh Steelers. The facility does not reopen until Saturday, Oct. 10. Following just three days of in-person activities, the Titans take the field against the previously unbeaten Bills and win convincingly. At the time of the Bills game, the Titans had eight players on their reserve/COVID-19 lists, including five from their active/inactive roster. At the outbreak's peak, there were a total of 14 players on the reserve/COVID-19 lists.

**December 18** - The Titans and the City of Nashville announce that they are engaged in formal discussions regarding the future of Nissan Stadium. The discussions aim to secure the Titans' future in Nashville and facilitate the creation of a new Nashville neighborhood surrounding the facility.

### 2021

**January 3** - The Titans clinch the AFC South division crown with a 41-38 victory over the Houston Texans after practice squad call-up kicker Sam Sloman bounces a 37-yard field goal attempt off the right upright and through as time expires in regulation. It gives the Titans their first AFC South championship since 2008. In the victory, Derrick Henry captures his



## HISTORICAL HIGHLIGHTS

second consecutive NFL rushing title after posting a franchise-record 250 rushing yards. He accumulates 2,027 rushing yards on the 2020 season, making him just the eighth player in NFL history to reach the 2,000-yard rushing mark.

**February 6** – Running back Derrick Henry is named Associated Press NFL Offensive Player of the Year.

**June 6** – The Titans acquire wide receiver Julio Jones in a trade with the Atlanta Falcons. The Titans send a 2022 second-round pick and a conditional 2023 fourth-round selection to Atlanta in exchange for Jones and a 2023 sixth-round pick.

**September 26** - The Titans induct former Oilers coach O.A. "Bum" Phillips into the franchise's Ring of Honor. Phillips was the personification of the 'Luv Ya Blue Era' as the head coach of the Oilers for six seasons (1975-80). Upon leaving the organization, he owned a .608 winning percentage (59-38), the best at that time by any Oilers head coach with at least two full seasons.

**November 21** - The Titans induct former head coach Jeff Fisher and former general manager Floyd Reese into the franchise's Ring of Honor. Fisher is the winningest coach in franchise history, amassing 147 wins from 1994-2010 and the team's only Super Bowl appearance following the 1999 season. Reese had a 21-year run (1986-2006) with the Oilers/Titans as a coach and executive and is the winningest general manager in franchise history.

### 2022

**January 2** - The Titans defeat the Miami Dolphins 34-3 at Nissan Stadium, clinching their second consecutive AFC South division title. It marks the organization's first back-to-back division titles since the Oilers won the AFL Eastern division each season from 1960 to 1962.

**January 9** - The Titans finish the 2021 regular season with a 28-25 victory at Houston and in the process earned the No. 1 seed in the AFC playoffs for the first time since 2008. The Titans set an NFL record for a non-strike year by using 91 total players in 2021.

**February 10** - Mike Vrabel is named the Associated Press NFL Coach of the Year, becoming the franchise's first head coach to accomplish the feat. He also earned NFL Coach of the Year honors from the Pro Football Writers of America, Sporting News, 101 Awards and the NFL on FOX Awards.

**April 28** - During the first round of the 2022 NFL Draft, the Titans trade wide receiver A.J. Brown to the Philadelphia Eagles in exchange for a first-round pick (18th overall) and a third-round pick (101st overall).

**October 18** - Former Titans tight end Delanie Walker announces his retirement at Nissan Stadium. He finishes his career as a three-time Pro Bowl selection (2015-17), four-time captain and two-time Walter Payton NFL Man of the Year nominee (2013, 2015).

**October 20** - At Tennessee State University, the Titans announce a new community benefits platform with 16 local and regional organizations. The ONE Community platform includes multi-faceted programs to reach many of Nashville's most underserved communities with a focus on three areas: Opportunity, Neighborhoods and Education.

**October 30** - At Houston, running back Derrick Henry rushes for 219 yards and two touchdowns, giving him 75 total career touchdowns to break Eddie George's franchise record (74).

**December 6** - The Titans part ways with general manager Jon Robinson. Vice president of player personnel Ryan Cowden will lead the player personnel department for the remainder of the 2022 season.

### 2023

**January 18** - Former San Francisco 49ers director of player personnel Ran Carthon is hired as the 14th general manager in franchise history.

**January 31** - The Titans announce that a monofilament, synthetic turf playing surface will be installed at Nissan Stadium, citing a review of both injury data and the growth patterns of natural grass in the region leading to the decision.

**February 24** - The Titans and Nashville Mayor John Cooper submit an agreement for approval by the Nashville Metro Council to build a new, enclosed stadium on Nashville's East Bank.

**April 11** - The Titans announce a multi-year contract extension with defensive tackle Jeffery Simmons.



Rendering of the new, enclosed stadium in Nashville that is expected to open in 2027.

**April 26** - The Titans receive final approval from the Metropolitan Nashville Council with a 26-12 vote to move forward with plans to build a new, enclosed stadium set on Nashville's East Bank. The stadium agreement includes a new 30-year lease and non-relocation pact between the Titans and the Nashville Sports Authority. The terms remove the previous obligation of Nashville's General Fund to maintain and upgrade the stadium and return 66 acres of land to the City of Nashville previously restricted by parking lots through 2039. The team will contribute nearly \$48 million over the life of the lease to the Nashville Needs Impact Fund, a fund directed by the Metro Council to support city needs such as public education, public transit, affordable housing, and several other areas. The new stadium, estimated at 1.75 million square feet with a seating capacity of approximately 60,000, is anticipated to bring in year-round major events; will host Tennessee State University home football games, extending the long-standing partnership between TSU and the Titans; and include a 12,000 square foot community space to host classes for local schools, job trainings, and other community events. The Titans are responsible for \$840 million of stadium funding and any cost overruns. The State of Tennessee will contribute \$500 million, and the remaining \$760 million of the \$2.1 billion budget will come from revenue bonds issued by the Metro Sports Authority to be repaid through a one-percent increase in Davidson County's hotel occupancy tax, in-stadium sales tax, 50 percent of sales tax from future development of the stadium's campus, rent paid by the team, and a pre-existing ticket tax of three dollars per ticket sold that will carry over to the new building. The stadium budget includes stadium-related infrastructure required to open the building.

**June 1** - Titans all-time leading punter Brett Kern announces his NFL retirement at Ascension Saint Thomas Sports Park. At the time of his retirement, he ranks as the franchise's all-time career leader in punts (923), gross punting average (45.9 yards), net punting average (40.8) and punts placed inside the 20 (373), and his 197 career games played with the team ranks third in club history behind Bruce Matthews (296) and Elvin Bethea (210).

## HOME/AWAY WIN-LOSS RECORDS

REGULAR SEASON HOME RECORD					REGULAR SEASON ROAD RECORD				
Year	W	L	T	Pct.	Year	W	L	T	Pct.
1960	6	1	0	.857	1960	4	3	0	.571
1961	6	1	0	.857	1961	4	2	1	.643
1962	6	1	0	.857	1962	5	2	0	.714
1963	4	3	0	.571	1963	2	5	0	.286
1964	3	4	0	.429	1964	1	6	0	.143
1965	3	4	0	.429	1965	1	6	0	.143
1966	3	4	0	.429	1966	0	7	0	.000
1967	5	2	0	.714	1967	4	2	1	.643
1968	3	4	0	.429	1968	4	3	0	.571
1969	4	2	1	.643	1969	2	4	1	.357
1970	1	6	0	.143	1970	2	4	1	.357
1971	3	3	1	.500	1971	1	6	0	.143
1972	1	6	0	.143	1972	0	7	0	.000
1973	0	7	0	.000	1973	1	6	0	.143
1974	3	4	0	.429	1974	4	3	0	.571
1975	5	2	0	.714	1975	5	2	0	.714
1976	3	4	0	.429	1976	2	5	0	.286
1977	5	2	0	.714	1977	3	4	0	.429
1978	5	3	0	.625	1978	5	3	0	.625
1979	6	2	0	.750	1979	5	3	0	.625
1980	6	2	0	.750	1980	5	3	0	.625
1981	5	3	0	.625	1981	2	6	0	.250
1982	1	4	0	.200	1982	0	4	0	.000
1983	2	6	0	.250	1983	0	8	0	.000
1984	2	6	0	.250	1984	1	7	0	.125
1985	4	4	0	.500	1985	1	7	0	.125
1986	4	4	0	.500	1986	1	7	0	.125
1987	5	2	0	.714	1987	4	4	0	.500
1988	7	1	0	.875	1988	3	5	0	.375
1989	6	2	0	.750	1989	3	5	0	.375
1990	6	2	0	.750	1990	3	5	0	.375
1991	7	1	0	.875	1991	4	4	0	.500
1992	5	3	0	.625	1992	5	3	0	.625
1993	7	1	0	.875	1993	5	3	0	.625
1994	2	6	0	.250	1994	0	8	0	.000
1995	3	5	0	.375	1995	4	4	0	.500
1996	2	6	0	.250	1996	6	2	0	.750
1997	6	2	0	.750	1997	2	6	0	.250
1998	3	5	0	.375	1998	5	3	0	.625
1999	8	0	0	1.000	1999	5	3	0	.625
2000	7	1	0	.875	2000	6	2	0	.750
2001	3	5	0	.375	2001	4	4	0	.500
2002	6	2	0	.750	2002	5	3	0	.625
2003	7	1	0	.875	2003	5	3	0	.635
2004	2	6	0	.250	2004	3	5	0	.375
2005	3	5	0	.375	2005	1	7	0	.125
2006	4	4	0	.500	2006	4	4	0	.500
2007	5	3	0	.625	2007	5	3	0	.625
2008	7	1	0	.875	2008	6	2	0	.750
2009	5	3	0	.625	2009	3	5	0	.375
2010	3	5	0	.375	2010	3	5	0	.375
2011	5	3	0	.625	2011	4	4	0	.500
2012	4	4	0	.500	2012	2	6	0	.250
2013	3	5	0	.375	2013	4	4	0	.500
2014	1	7	0	.125	2014	1	7	0	.125
2015	1	7	0	.125	2015	2	6	0	.250
2016	5	3	0	.625	2016	4	4	0	.500
2017	6	2	0	.750	2017	3	5	0	.375
2018	6	2	0	.750	2018	3	5	0	.375
2019	4	4	0	.500	2019	5	3	0	.625
2020	5	3	0	.625	2020	6	2	0	.750
2021	7	2	0	.778	2021	5	3	0	.625
2022	3	5	0	.375	2022	4	5	0	.444
<b>Totals:</b>	<b>268</b>	<b>213</b>	<b>2</b>	<b>.557</b>	<b>Totals:</b>	<b>202</b>	<b>277</b>	<b>4</b>	<b>.422</b>

**ALL-TIME FRANCHISE TOTALS (REGULAR SEASON ONLY)**

	W	L	T	Pct.
<b>Totals:</b>	470	490	6	.490



## MONTH-BY-MONTH WIN-LOSS RECORDS

YEAR	AUG.	SEPT.	OCT.	NOV.	DEC.	JAN.	TOTAL
1960	0-0	2-1	3-1	3-1	2-1	0-0	10-4
1961	0-0	1-1	2-2-1	4-0	3-0	0-0	10-3-1
1962	0-0	2-1	2-2	4-0	3-0	0-0	11-3
1963	0-0	2-2	3-1	1-2	0-3	0-0	6-8
1964	0-0	2-1	0-4	0-5	2-0	0-0	4-10
1965	0-0	2-1	2-2	0-4	0-3	0-0	4-10
1966	0-0	2-2	1-3	0-3	0-3	0-0	3-11
1967	0-0	1-2	3-0-1	2-1	3-1	0-0	9-4-1
1968	0-0	1-3	2-2	2-2	2-0	0-0	7-7
1969	0-0	2-1	2-2	1-2-2	1-1	0-0	6-6-2
1970	0-0	1-1	1-2-1	1-4	0-3	0-0	3-10-1
1971	0-0	0-2	1-3-1	0-4	3-0	0-0	4-9-1
1972	0-0	0-2	1-4	0-4	0-3	0-0	1-13
1973	0-0	0-3	0-4	1-3	0-3	0-0	1-13
1974	0-0	1-2	1-3	3-1	2-1	0-0	7-7
1975	0-0	2-0	3-1	2-3	3-0	0-0	10-4
1976	0-0	2-1	2-2	1-4	0-2	0-0	5-9
1977	0-0	2-0	1-4	3-1	2-1	0-0	8-6
1978	0-0	2-2	3-2	4-0	1-2	0-0	10-6
1979	0-0	4-1	2-2	4-0	1-2	0-0	11-5
1980	0-0	3-1	2-2	3-2	3-0	0-0	11-5
1981	0-0	2-2	2-2	1-4	2-1	0-0	7-9
1982	0-0	1-1	0-0	0-2	0-4	0-1	1-8
1983	0-0	0-4	0-5	1-3	1-2	0-0	2-14
1984	0-0	0-5	0-4	2-2	1-2	0-0	3-13
1985	0-0	1-3	2-2	2-2	0-4	0-0	5-11
1986	0-0	1-3	0-4	2-3	2-1	0-0	5-11
1987	0-0	1-1	3-1	2-3	3-1	0-0	9-6
1988	0-0	3-1	3-2	3-1	1-2	0-0	10-6
1989	0-0	1-2	3-2	3-1	2-2	0-0	9-7
1990	0-0	2-2	2-2	2-1	3-2	0-0	9-7
1991	0-0	3-1	4-0	2-2	2-2	0-0	11-5
1992	0-0	3-1	2-1	2-3	3-1	0-0	10-6
1993	0-0	1-3	2-1	4-0	4-0	1-0	12-4
1994	0-0	1-3	0-4	0-4	1-3	0-0	2-14
1995	0-0	2-2	1-3	2-2	2-2	0-0	7-9
1996	0-0	2-2	3-1	1-3	2-2	0-0	8-8
1997	1-0	0-3	3-1	3-2	1-2	0-0	8-8
1998	0-0	1-3	2-1	3-2	2-2	0-0	8-8
1999	0-0	3-0	3-1	3-1	3-1	1-0	13-3
2000	0-0	2-1	5-0	2-2	4-0	0-0	13-3
2001	0-0	0-2	2-2	2-2	3-2	0-1	7-9
2002	0-0	1-3	2-1	3-1	5-0	0-0	11-5
2003	0-0	3-1	3-1	3-0	3-2	0-0	12-4
2004	0-0	1-2	2-3	1-2	0-4	1-0	5-11
2005	0-0	1-2	1-4	1-2	1-3	0-1	4-12
2006	0-0	0-3	2-2	2-2	4-1	0-0	8-8
2007	0-0	2-1	3-1	1-3	4-1	0-0	10-6
2008	0-0	4-0	3-0	4-1	2-2	0-0	13-3
2009	0-0	0-3	0-3	5-0	2-2	1-0	8-8
2010	0-0	2-1	3-2	0-3	1-3	0-1	6-10
2011	0-0	2-1	2-2	2-2	2-2	1-0	9-7
2012	0-0	1-3	2-2	1-2	2-3	0-0	6-10
2013	0-0	3-1	0-3	2-2	2-3	0-0	7-9
2014	0-0	1-3	1-3	0-4	0-4	0-0	2-14
2015	0-0	1-2	0-3	1-4	1-3	0-1	3-13
2016	0-0	1-2	3-2	2-2	2-1	1-0	9-7
2017	0-0	2-1	2-2	3-1	2-3	0-0	9-7
2018	0-0	3-1	0-3	2-2	4-1	0-0	9-7
2019	0-0	2-2	2-2	2-1	3-2	0-0	9-7
2020	0-0	3-0	2-1	3-2	2-2	1-0	11-5
2021	0-0	2-1	4-1	2-2	2-1	2-0	12-5
2022	0-0	1-2	4-0	2-2	0-5	0-1	7-10
<b>TOTALS</b>	<b>1-0</b>	<b>100-110</b>	<b>120-128-4</b>	<b>123-131-2</b>	<b>117-115</b>	<b>9-6</b>	<b>470-490-6</b>

## SITUATIONAL REGULAR SEASON WIN-LOSS RECORD

### VS. AFL TEAMS

Total: 70-66-4  
Home: 44-26-1  
Away: 26-40-3

### VS. AFC TEAMS (1970-PRESENT)

Total: 296-326-1  
Home: 173-138-0  
Away: 123-188-1

### VS. AFC SOUTH TEAMS

Total: 63-63-0  
Home: 34-29-0  
Away: 29-34-0

### VS. AFC NORTH TEAMS (2002-PRESENT)

Total: 19-23-0  
Home: 10-11-0  
Away: 9-12-0

### VS. AFC CENTRAL TEAMS (1970-2001)

Total: 100-110-0  
Home: 55-51-0  
Away: 45-59-0

### VS. AFC EAST TEAMS

Total: 56-62-0  
Home: 34-21-0  
Away: 22-41-0

### VS. AFC WEST TEAMS

Total: 58-68-1  
Home: 40-26-0  
Away: 18-42-1

### VS. NFC TEAMS (1970-PRESENT)

Total: 104-98-1  
Home: 52-49-1  
Away: 52-49-0

### VS. NFC SOUTH TEAMS

Total: 14-7-0  
Home: 7-4-0  
Away: 7-3-0

### VS. NFC NORTH TEAMS (2002-PRESENT)

Total: 14-7-0  
Home: 7-3-0  
Away: 7-4-0

### VS. NFC CENTRAL TEAMS (1970-2001)

Total: 21-18-0  
Home: 12-8-0  
Away: 9-10-0

### VS. NFC EAST TEAMS

Total: 29-34-0  
Home: 13-18-0  
Away: 16-16-0

### VS. NFC WEST TEAMS

Total: 26-32-1  
Home: 13-16-1  
Away: 13-16-0

### MONDAY NIGHT FOOTBALL

Total: 25-19-0  
Home: 15-9-0  
Away: 10-10-0

### WEEK AFTER MNF

Total: 22-22-0  
Home: 16-8-0  
Away: 6-14-0

### SUNDAY NIGHT FOOTBALL

Total: 12-12-0 (ESPN 8-6; TNT 2-2; NBC 2-4)  
Home: 8-5-0  
Away: 4-7-0

### TUESDAY FOOTBALL

Total: 1-0-0 (CBS 1-0)  
Home: 1-0-0  
Away: 0-0-0

### THURSDAY NIGHT FOOTBALL

Total: 8-11-0 (ABC 2-0; ESPN 1-1; TNT 0-1; NBC 0-2\*; NFLN 4-7\*^; FOX 1-1^; Amazon Prime 2-2^)  
Home: 7-4-0  
Away: 1-6-0  
\*11/16/17 at Pittsburgh was broadcasted on both NBC and NFLN.  
^12/6/18 vs. Jacksonville and 11/12/20 vs. Indianapolis were broadcasted on NFLN, FOX and Amazon Prime.

### FRIDAY FOOTBALL

Total: 0-1-0 (NFLN 0-1)  
Home: 0-1-0  
Away: 0-0-0

### SATURDAY FOOTBALL

Total: 2-3-0 (ABC 1-0, ESPN 0-3, FOX/NFLN 1-0)  
Home: 1-2-0  
Away: 1-1-0

### OVERTIME

Total: 21-23-0  
Home: 13-11-0  
Away: 8-12-0

### SEASON OPENERS

Total: 31-31-0  
Home: 15-14-0  
Away: 16-17-0

### LONDON GAMES SERIES

Total: 0-1-0  
Home: 0-0-0  
Away: 0-1-0

### DOMES

Total: 144-142-2  
Astrodome (Houston): 113-103-2  
AT&T Stadium (Dallas): 2-0  
Edward Jones Dome (St. Louis): 0-1  
Ford Field (Detroit): 2-0  
Georgia Dome (Atlanta): 2-1  
Kingdome (Seattle): 1-6  
Lucas Oil Stadium (closed) (Indianapolis): 2-9  
Mercedes-Benz Stadium (closed) (Atlanta): 1-0  
Metrodome (Minneapolis): 1-6  
NRG Stadium (closed) (Houston): 8-6  
RCA Dome (Indianapolis): 4-7  
Silverdome (Detroit): 2-1  
Superdome (New Orleans): 6-2  
U.S. Bank Stadium (Minnesota): 1-0

# PRIMETIME RESULTS

## FRANCHISE RECORD IN PRIMETIME GAMES

Day	Overall	Pct.	Home	Road
Monday Night	25-19	.568	15-9	10-10
Tuesday Night	1-0	1.000	1-0	0-0
Thursday Night	8-11	.421	7-5	1-6
Friday Night	0-1	.000	0-1	0-0
Saturday Night	1-3	.250	0-2	1-1
Sunday Night	12-12	.500	8-5	4-7
<b>Totals</b>	<b>47-46</b>	<b>.505</b>	<b>31-22</b>	<b>16-24</b>

## PRIMETIME GAMES BY DATE

Year	Date	Opponent	Score	W/L
1970	Mon., Dec. 7	CLEVELAND (ABC)	10-21	L
1972	Mon., Oct. 9	OAKLAND (ABC)	0-34	L
1975	Mon., Nov. 24	PITTSBURGH (ABC)	9-32	L
1976	Mon., Nov. 1	at Baltimore (ABC)	14-38	L
1978	Mon., Oct. 23	at Pittsburgh (ABC)	24-17	W
1978	Mon., Nov. 20	MIAMI (ABC)	35-30	W
1979	Mon., Nov. 5	at Miami (ABC)	9-6	W
1979	Mon., Dec. 10	PITTSBURGH (ABC)	20-17	W
1980	Mon., Sept. 15	at Cleveland (ABC)	16-7	W
1980	Mon., Nov. 10	NEW ENGLAND (ABC)	38-34	W
1980	Thurs., Dec. 4	PITTSBURGH (ABC)	6-0	W
1981	Mon., Oct. 26	at Pittsburgh (ABC)	13-26	L
1981	Thur., Dec. 3	CLEVELAND (ABC)	17-13	W
1982	Mon., Dec. 13	DALLAS (ABC)	7-37	L
1988	Sun., Oct. 30	WASHINGTON (ESPN)	41-17	W
1988	Mon., Nov. 7	CLEVELAND (ABC)	24-17	W
1988	Sun., Dec. 4	PITTSBURGH (ESPN)	34-37	L
1989	Mon., Nov. 13	CINCINNATI (ABC)	26-24	W
1989	Sat., Dec. 23	CLEVELAND (ESPN)	20-24	L
1990	Sun., Sept. 16	at Pittsburgh (TNT)	9-20	L
1990	Mon., Nov. 26	BUFFALO (ABC)	27-24	W
1990	Sun., Dec. 30	PITTSBURGH (ESPN)	34-14	W
1991	Sun., Sept. 8	at Cincinnati (TNT)	30-7	W
1991	Mon., Sept. 16	KANSAS CITY (ABC)	17-7	W
1991	Sun., Nov. 17	CLEVELAND (ESPN)	28-24	W
1991	Mon., Dec. 2	PHILADELPHIA (ABC)	6-13	L
1992	Mon., Dec. 7	CHICAGO (ABC)	24-7	W
1992	Sun., Dec. 13	GREEN BAY (ESPN)	14-16	L
1992	Sun., Dec. 27	BUFFALO (ESPN)	27-3	W
1993	Sun., Sept. 5	at New Orleans (TNT)	21-33	L
1993	Mon., Oct. 11	at Buffalo (ABC)	7-35	L
1993	Sun., Nov. 28	PITTSBURGH (ESPN)	23-3	W
1994	Sun., Jan. 2	N.Y. JETS (ESPN)	24-0	W
1994	Mon., Oct. 3	at Pittsburgh (ABC)	14-30	L
1994	Thurs., Oct. 13	CLEVELAND (TNT)	8-11	L
1994	Mon., Oct. 24	at Philadelphia (ABC)	6-21	L
1994	Mon., Nov. 21	N.Y. GIANTS (ABC)	10-13	L
1995	Sun., Nov. 19	at Kansas City (ESPN)	13-20	L
1996	Sun., Oct. 6	at Cincinnati (TNT)	30-27	W*
1997	Thurs., Dec. 4	at Cincinnati (ESPN)	14-41	L
1998	Sun., Nov. 8	at Tampa Bay (ESPN)	31-22	W
1999	Sun., Nov. 7	at Miami (ESPN)	0-17	L
1999	Thurs., Dec. 9	OAKLAND (ESPN)	21-14	W
2000	Sun., Sept. 3	at Buffalo (ESPN)	13-16	L
2000	Mon., Oct. 16	JACKSONVILLE (ABC)	27-13	W
2000	Mon., Oct. 30	at Washington (ABC)	27-21	W
2000	Mon., Dec. 25	DALLAS (ABC)	31-0	W
2001	Sun., Sept. 9	MIAMI (ESPN)	23-31	L
2001	Mon., Oct. 29	at Pittsburgh (ABC)	7-34	L
2001	Mon., Nov. 12	BALTIMORE (ABC)	10-16	L
2001	Sat., Dec. 22	at Oakland (ABC)	13-10	W
2002	Mon., Dec. 16	NEW ENGLAND (ABC)	24-7	W
2003	Sun., Sept. 7	OAKLAND (ESPN)	25-20	W
2003	Mon., Dec. 1	at New York Jets (ABC)	17-24	L
2004	Mon., Oct. 11	at Green Bay (ABC)	48-27	W
2004	Mon., Dec. 13	KANSAS CITY (ABC)	38-49	L
2004	Sat., Dec. 25	DENVER (ESPN)	16-37	L
2007	Mon., Sept. 24	at New Orleans (ESPN)	31-14	W
2007	Mon., Nov. 19	at Denver (ESPN)	20-34	L
2007	Sun., Dec. 30	at Indianapolis (NBC)	16-10	W
2008	Mon., Oct. 27	INDIANAPOLIS (ESPN)	31-21	W
2009	Thurs., Sept. 10	at Pittsburgh (NBC)	10-13	L*
2009	Sun., Oct. 11	INDIANAPOLIS (NBC)	9-31	L

2009	Mon., Nov. 23	at Houston (ESPN)	20-17	W
2009	Fri., Dec. 25	SAN DIEGO (NFLN)	17-42	L
2010	Mon., Oct. 18	at Jacksonville (ESPN)	30-3	W
2010	Thurs., Dec. 9	INDIANAPOLIS (NFLN)	28-30	L
2012	Thurs., Oct. 11	PITTSBURGH (NFLN)	26-23	W
2012	Mon., Dec. 17	N.Y. JETS (ESPN)	14-10	W
2013	Thurs., Nov. 14	INDIANAPOLIS (NFLN)	27-30	L
2014	Mon., Nov. 17	PITTSBURGH (ESPN)	24-27	L
2014	Thurs., Dec. 18	at Jacksonville (NFLN)	13-21	L
2015	Thurs., Nov. 19	at Jacksonville (NFLN)	13-19	L
2016	Thurs., Oct. 27	JACKSONVILLE (NFLN)	36-22	W
2017	Mon., Oct. 16	INDIANAPOLIS (ESPN)	36-22	W
2017	Thurs., Nov. 16	at Pittsburgh (NBC/NFLN)	17-40	L
2018	Mon., Nov. 5	at Dallas (ESPN)	28-14	W
2018	Mon., Nov. 26	at Houston (ESPN)	17-34	L
2018	Thurs., Dec. 6	JACKSONVILLE (FOX/NFLN)	30-9	W
2018	Sun., Dec. 30	INDIANAPOLIS (NBC)	17-33	L
2019	Thurs., Sept. 19	at Jacksonville (NFLN)	7-20	L
2020	Mon., Sept. 14	at Denver (ESPN)	16-14	W
2020	Tues., Oct. 13	BUFFALO (CBS)	42-16	W
2020	Thurs., Nov. 12	INDIANAPOLIS (FOX/NFLN)	17-34	L
2020	Sun., Dec. 27	at Green Bay (NBC)	14-40	L
2021	Mon., Oct. 18	BUFFALO (ESPN)	34-31	W
2021	Sun., Nov. 7	at L.A. Rams (NBC)	28-16	W
2021	Thurs., Dec. 23	SAN FRANCISCO (NFLN)	20-17	W
2022	Mon., Sept. 19	at Buffalo (ESPN)	7-41	L
2022	Sun., Nov. 6	at Kansas City (NBC)	17-20	L*
2022	Thurs., Nov. 17	at Green Bay (Prime Video)	27-17	W
2022	Thurs., Dec. 29	DALLAS (Prime Video)	13-27	L
2022	Sat., Jan. 7	at Jacksonville (ESPN/ABC)	16-20	L

## BY DAY OF WEEK

### Tuesday Night Games (1-0)

2020	Oct. 13	BUFFALO (CBS)	42-16	W
------	---------	---------------	-------	---

### Thursday Night Games (7-10)

1980	Dec. 4	PITTSBURGH (ABC)	6-0	W
1981	Dec. 3	CLEVELAND (ABC)	17-13	W
1994	Oct. 13	CLEVELAND (TNT)	8-11	L
1997	Dec. 4	at Cincinnati (ESPN)	14-41	L
1999	Dec. 9	OAKLAND (ESPN)	21-14	W
2009	Sept. 10	at Pittsburgh (NBC)	10-13	L*
2010	Dec. 9	INDIANAPOLIS (NFLN)	28-30	L
2012	Oct. 11	PITTSBURGH (NFLN)	26-23	W
2013	Nov. 14	INDIANAPOLIS (NFLN)	27-30	L
2014	Dec. 18	at Jacksonville (NFLN)	13-21	L
2015	Nov. 19	at Jacksonville (NFLN)	13-19	L
2016	Oct. 27	JACKSONVILLE (NFLN)	36-22	W
2017	Nov. 16	at Pittsburgh (NBC/NFLN)	17-40	L
2018	Dec. 6	JACKSONVILLE (FOX/NFLN)	30-9	W
2019	Sept. 19	at Jacksonville (NFLN)	7-20	L
2020	Nov. 12	INDIANAPOLIS (FOX/NFLN)	17-34	L
2021	Dec. 23	SAN FRANCISCO (NFLN)	20-17	W
2022	Nov. 17	at Green Bay (Prime Video)	27-17	W
2022	Dec. 29	DALLAS (Prime Video)	13-27	L

### Friday Night Games (0-1)

2009	Dec. 25	SAN DIEGO (NFLN)	17-42	L
------	---------	------------------	-------	---

### Saturday Night Games (1-2)

1989	Dec. 23	CLEVELAND (ESPN)	20-24	L
2001	Dec. 22	at Oakland (ABC)	13-10	W
2004	Dec. 25	DENVER (ESPN)	16-37	L
2022	Jan. 7	at Jacksonville (ESPN/ABC)	16-20	L

### Sunday Night Games (12-11)

1988	Oct. 30	WASHINGTON (ESPN)	41-17	W
1988	Dec. 4	PITTSBURGH (ESPN)	34-37	L
1990	Sept. 16	at Pittsburgh (TNT)	9-20	L
1990	Dec. 30	PITTSBURGH (ESPN)	34-14	W
1991	Sept. 8	at Cincinnati (TNT)	30-7	W
1991	Nov. 17	CLEVELAND (ESPN)	28-24	W
1992	Dec. 13	GREEN BAY (ESPN)	14-16	L
1992	Dec. 27	BUFFALO (ESPN)	27-3	W
1993	Sept. 5	at New Orleans (TNT)	21-33	L

## PRIMETIME RESULTS

1993	Nov. 28	PITTSBURGH (ESPN)	23-3	W	1991	Dec. 2	PHILADELPHIA (ABC)	6-13	L
1994	Jan. 2	N.Y. JETS (ESPN)	24-0	W	1992	Dec. 7	CHICAGO (ABC)	24-7	W
1995	Nov. 19	at Kansas City (ESPN)	13-20	L	1993	Oct. 11	at Buffalo (ABC)	7-35	L
1996	Oct. 6	at Cincinnati (TNT)	30-27	W*	1994	Oct. 3	at Pittsburgh (ABC)	14-30	L
1998	Nov. 8	at Tampa Bay (ESPN)	31-22	W	1994	Oct. 24	at Philadelphia (ABC)	6-21	L
1999	Nov. 7	at Miami (ESPN)	0-17	L	1994	Nov. 21	N.Y. GIANTS (ABC)	10-13	L
2000	Sept. 3	at Buffalo (ESPN)	13-16	L	2000	Oct. 16	JACKSONVILLE (ABC)	27-13	W
2001	Sept. 9	MIAMI (ESPN)	23-31	L	2000	Oct. 30	at Washington (ABC)	27-21	W
2003	Sept. 7	OAKLAND (ESPN)	25-20	W	2000	Dec. 25	DALLAS (ABC)	31-0	W
2007	Dec. 30	at Indianapolis (NBC)	16-10	W	2001	Oct. 29	at Pittsburgh (ABC)	7-34	L
2009	Oct. 11	INDIANAPOLIS (NBC)	9-31	L	2001	Nov. 12	BALTIMORE (ABC)	10-16	L
2018	Dec. 30	INDIANAPOLIS (NBC)	17-33	L	2002	Dec. 16	NEW ENGLAND (ABC)	24-7	W
2020	Dec. 27	at Green Bay (NBC)	14-40	L	2003	Dec. 1	at New York Jets (ABC)	17-24	L
2021	Nov. 7	at L.A. Rams (NBC)	28-16	W	2004	Oct. 11	at Green Bay (ABC)	48-27	W
2022	Nov. 6	at Kansas City (NBC)	17-20	L*	2004	Dec. 13	KANSAS CITY (ABC)	38-49	L
<b>Monday Night Football (25-18)</b>					2007	Sept. 24	at New Orleans (ESPN)	31-14	W
1970	Dec. 7	CLEVELAND (ABC)	10-21	L	2007	Nov. 19	at Denver (ESPN)	20-34	L
1972	Oct. 9	OAKLAND (ABC)	0-34	L	2008	Oct. 27	INDIANAPOLIS (ESPN)	31-21	W
1975	Nov. 24	PITTSBURGH (ABC)	9-32	L	2009	Nov. 23	at Houston (ESPN)	20-17	W
1976	Nov. 1	at Baltimore (ABC)	14-38	L	2010	Oct. 18	at Jacksonville (ESPN)	30-3	W
1978	Oct. 23	at Pittsburgh (ABC)	24-17	W	2012	Dec. 17	N.Y. JETS (ESPN)	14-10	W
1978	Nov. 20	MIAMI (ABC)	35-30	W	2014	Nov. 17	PITTSBURGH (ESPN)	24-27	L
1979	Nov. 5	at Miami (ABC)	9-6	W	2017	Oct. 16	INDIANAPOLIS (ESPN)	36-22	W
1979	Dec. 10	PITTSBURGH (ABC)	20-17	W	2018	Nov. 5	at Dallas (ESPN)	28-14	W
1980	Sept. 15	at Cleveland (ABC)	16-7	W	2018	Nov. 26	at Houston (ESPN)	17-34	L
1980	Nov. 10	NEW ENGLAND (ABC)	38-34	W	2020	Sept. 14	at Denver (ESPN)	16-14	W
1981	Oct. 26	at Pittsburgh (ABC)	13-26	L	2021	Oct. 18	BUFFALO (ESPN)	34-31	W
1982	Dec. 13	DALLAS (ABC)	7-37	L	2022	Sept. 19	at Buffalo (ESPN)	7-41	L
1988	Nov. 7	CLEVELAND (ABC)	24-17	W	* Overtime				
1989	Nov. 13	CINCINNATI (ABC)	26-24	W					
1990	Nov. 26	BUFFALO (ABC)	27-24	W					
1991	Sept. 16	KANSAS CITY (ABC)	17-7	W					



The Titans beat the Green Bay Packers on Thursday Night Football on Nov. 17, 2022. Treyton Burks had seven receptions for 111 yards.

## OVERTIME HISTORY

### OVERTIME WIN-LOSS TOTALS

**Won/Loss Record:** 24-26 (14-13 home, 10-13 road)

**Coin Toss Record:** 20-30 (13-15 home, 7-15 road)

**Record when winning coin toss:** 13-7

**Record when losing coin toss:** 11-19

*From 1960–1969, the Oilers were members of the American Football League, which did not have overtime in regular season games. The National Football League did not institute overtime in regular season games until 1974.*

*In 2010, overtime rules were amended for the postseason to a modified sudden death format, guaranteeing at least one possession for each club if the receiving team fails to score a touchdown on its first overtime possession. In 2012, the format was adopted for regular season games as well. In 2022, the NFL adopted a change to allow both teams an opportunity to possess the ball in overtime of a postseason game.*

### OVERTIME CAPSULES

**\*December 23, 1962 - DALLAS 20, at Houston 17:** Texans win the toss but elect to kick. Each team gets three cracks at winning the game in the first overtime before K Tommy Brooker's championship-winning 25-yard field goal at 12:06 of the second OT.

**October 30, 1977 - at CINCINNATI 13, Houston 10:** Bengals win the toss. QB Ken Anderson's 17-yard completion to WR Billy Brooks is the long play prior to K Chris Bahr's winning 22-yard field goal at 5:51 of OT.

**September 23, 1979 - HOUSTON 30, at Cincinnati 27:** Oilers win the toss. On opening series, Bengals force Cliff Parsley punt. Cincinnati drives to Oilers' 14-yard line, but K Chris Bahr misses a 32-yard field goal attempt. Houston again has to punt on its ensuing series. The Oiler defense then forces a punt by the Bengals' Pat McInally. Houston takes over on the Cincinnati 42. RB Earl Campbell's 15-yard run is the long play prior to K Toni Fritsch's winning 29-yard field goal at 14:28 of OT.

**October 28, 1979 - at HOUSTON 27, N.Y. Jets 24:** Oilers win the toss. QB Dan Pastorini's 22-yard completion to FB Rob Carpenter is the long play as Oilers drive 58 yards. K Toni Fritsch kicks the winning 35-yard field goal at 5:10 of OT.

**November 23, 1980 - at N.Y. JETS 31, Houston 28:** Jets win the toss. A personal foul on Houston's Guido Merckens on the kickoff gives New York possession at the Jets' 40-yard line. QB Richard Todd's 17-yard screen pass to RB Bobby Harper is the long play prior to K Pat Leahy's winning 38-yard field goal at 3:58 of OT.

**September 4, 1983 - GREEN BAY 41, at Houston 38:** Packers win the toss. RB Eddie Lee Ivery's 12-yard run is the long play as Packers drive 59 yards. K Jan Stenerud kicks the winning 42-yard field goal at 5:55 of OT.

**October 23, 1983 - KANSAS CITY 13, at Houston 10:** Chiefs win the toss. QB Bill Kenney's 20-yard completion to WR Stephone Paige is the long play as Chiefs drive 60 yards. K Nick Lowery kicks the winning 41-yard field goal at 7:41 of OT.

**October 30, 1983 - at CLEVELAND 25, Houston 19:** Oilers win the toss. Browns' defense forces a John James punt. Houston defense does the same to Cleveland as Jeff Gossett punts on ensuing series. Oiler QB Gifford Nielsen's pass is intercepted by Cleveland S Mike Whitwell and returned 15 yards to the Houston 20-yard line. On the next play, RB Boyce Green scores a touchdown on a 20-yard run at 6:34 of OT.

**December 2, 1984 - at HOUSTON 23, Pittsburgh 20:** Oilers win the toss. QB Warren Moon's 19-yard completion to WR Steve Bryant is the long play as Oilers drive 63 yards. K Joe Cooper kicks the winning 30-yard field goal at 5:53 of OT.

**September 28, 1986 - PITTSBURGH 22, at Houston 16:** Oilers win the toss. Steelers' defense forces a Lee Johnson punt that is returned 41 yards to the Oilers' 15-yard line by Pittsburgh's Rick Woods. Two plays later, RB Walter Abercrombie runs three yards for winning touchdown at 2:35 of OT.

**November 30, 1986 - at CLEVELAND 13, Houston 10:** Oilers win the toss but elect to kickoff (18-25 MPH winds). Oilers' defense forces a Jeff Gossett punt. QB Oliver Luck, replacing an injured Warren Moon, leads the Oilers to the Cleveland 31-yard line, but then is intercepted by CB Frank Minnifield at the Browns' 21. Again Houston's defense puts the Browns in a punting situation. Once again, Minnifield picks off a Luck pass, returning it to the Oilers' 37. FB Kevin Mack's seven-yard run and QB Bernie Kosar's seven-yard pass to WR Brian Brennan are the long plays prior to K Mark Moseley's winning 29-yard field goal at 14:44 of OT.

**\*\*January 3, 1988 - at HOUSTON 23, Seattle 20:** Seahawks win the toss. Oilers' defense forces a Ruben Rodriguez punt. QB Warren Moon's 15-yard pass to WR Drew Hill is the long play as the Oilers drive 61 yards. K Tony Zendejas kicks the winning 42-yard field goal at 8:05 of OT.

**September 4, 1988 - HOUSTON 17, at Indianapolis 14:** Colts win the toss. On the opening series, QB Gary Hogeboom completes a screen pass to RB Eric Dickerson, but Oiler LB John Grimsley forces a fumble which is recovered by LB Robert Lyles on the Colts' 42-yard line. QB Cody Carlson, subbing for injured Warren Moon, completes a 21-yard pass to WR Ernest Givins for the long play prior to K Tony Zendejas' 35-yard field goal at 3:51 of OT.

**September 24, 1989 - BUFFALO 47, at Houston 41:** Oilers win the toss. Houston takes over on its own 19-yard line and advances to the Buffalo 20 thanks to QB Warren Moon's 32-yard completion to FB Alonzo Highsmith, plus a 17-yard run by Moon and an 11-yarder by Highsmith. K Tony Zendejas attempts a 37-yard field goal, but it is wide left. The Bills assume possession on their own 20 and move 80 yards in seven plays. A 21-yard QB Jim Kelly-to-TE Pete Metzelaars pass precedes the game-winning 28-yard TD catch by WR Andre Reed at 8:42 of OT.

**\*\*December 31, 1989 - PITTSBURGH 26, at Houston 23:** Steelers win the toss. Oilers' defense forces a Harry Newsome punt as Houston takes over on its own 45-yard line. Oiler RB Lorenzo White fumbles on the first play as CB Rod Woodson recovers for the Steelers on the Houston 46. RB Merrill Hoge's 11-yard run helps Pittsburgh advance to the Oiler 33 before Gary Anderson kicks a 50-yard field goal (his 4th of the game) to win the game at 3:26 of OT.

**December 2, 1990 - at SEATTLE 13, Houston 10:** Seahawks win the toss. Oilers' defense forces a Rick Donnelly punt as Houston takes over on its own 23-yard line. Oiler WR Bernard Ford fumbles on the first play as LB David Wyman recovers for the Seahawks on the Houston 27. Seattle FB John L. Williams rushes twice for a total of three yards before Norm Johnson kicks a 42-yard field goal to win the game at 4:25 of OT.

**November 3, 1991 - at WASHINGTON 16, Houston 13:** Washington wins the toss. Oilers' defense forces a Kelly Goodburn punt as Houston takes over on its own 31-yard line. Oiler QB Warren Moon is intercepted on the second play by CB Darrell Green with Washington taking over on Houston's 33. RB Earnest Byner carries three times for a total of nine yards before Chip Lohmiller kicks a 41-yard field goal to win the game at 4:01 of OT.

**November 10, 1991 - at HOUSTON 26, Dallas 23:** Oilers win the toss. Cowboys' defense forces a Greg Montgomery punt as Dallas takes over on its own 24-yard line. The Cowboys move to the Oiler 24-yard line where they have a first down following a Houston holding penalty. Dallas RB Emmitt Smith gains seven yards but fumbles after a hit by LB Lamar Lathon, with Oiler S Bo Orlando recovering at the Houston 15. The Oilers then embark on an 11-play, 80-yard drive in which QB Warren Moon completes all seven of his passes for 70 yards. On second down, K Al Del Greco kicks a 23-yard field goal at 14:31 of OT.

**September 20, 1992 - at HOUSTON 23, Kansas City 20:** Chiefs win the toss. On the third play of OT, Kansas City WR J.J. Birden fumbles after a hit by Houston CB Cris Dishman with DT Doug Smith recovering the ball at the Chief's 23-yard line. Oiler RB Lorenzo White runs once for two yards before K Al Del Greco boots the game-winning 39-yard field goal at 1:55 of OT.

**\*\*January 3, 1993 - at BUFFALO 41, Houston 38:** Oilers win the toss. On third-and-three from Houston's 27-yard line, QB Warren Moon is intercepted by Buffalo CB Nate Odomes, who returns the ball to the Oiler 35. On the return, Houston WR Haywood Jeffries is penalized for a face mask infraction, which moves the ball to the Oilers' 20. After a pair of Kenneth Davis runs net six yards, K Steve Christie kicks a 32-yard field goal to win the game at 3:06 of OT.

**November 6, 1994 - PITTSBURGH 12, at Houston 9:** Steelers win the toss. Both teams exchange five punts before the Oilers gain possession on their 12-yard line with 4:30 left in the extra period. On the first play from scrimmage, RB Gary Brown scoots up the middle for 8 yards before being hit by CB Rod Woodson. He fumbles and the Steelers take over at the Oilers 22-yard line. Two plays later, K Gary Anderson hits from 40 yards out for the winning score at 3:36 of OT.

**October 8, 1995 - at MINNESOTA 23, Houston 17:** Vikings win the toss. The Vikings move the ball to their 38-yard line but are forced to punt. Minnesota P Mike Saxon then pins the Oilers in at their 8-yard line with a 54-yard boot. On his third carry of overtime, RB Rodney Thomas scampers 27 yards to give the Oilers a first down at their 35. QB Will Furrer, who replaced Chris Chandler after he injured his shoulder while being sacked on the Oilers' last offensive series in the fourth quarter, is intercepted on his second pass attempt by CB Dewayne Washington (25-yard return). RB Robert Smith takes his third consecutive carry of OT 20 yards for the winning score with 7:10 gone in the extra stanza.

**October 6, 1996 - HOUSTON 30, at Cincinnati 27:** Bengals win the toss. The Bengals go three-and-out and are forced to punt, giving the Oilers the ball inside their own 20-yard line. On second down at the Oilers' 16-yard line, QB Chris Chandler connects with WR Willie Davis on a 37-yard pass to move into Cincinnati territory. Six plays later, K Al Del Greco hits from 49 yards out for the winning score at 4:22 of OT.

**August 31, 1997 - at TENNESSEE 24, Oakland 21:** Oilers win the toss. Oilers go

## OVERTIME HISTORY

three-and-out and are forced to punt, giving the Raiders the ball at their own 33-yard line. The Raiders also go three-and-out and punt the ball to the Oilers. Tennessee takes over the ball at its own 35-yard line. On second-and-eight, QB Steve McNair connects with Frank Wycheck for 21 yards to the Raiders 42-yard line. Again on second down, McNair finds Wycheck, this time for 10 yards to the Raiders 32-yard line. On the next play, McNair scrambles for an 11-yard gain. RB Eddie George gains six yards before Al Del Greco hits the game-winner from 33 yards away with 8:03 left on the clock in overtime. The win is the Oilers first since relocating to Tennessee from Houston.

**September 7, 1997 - at MIAMI 16, Tennessee 13:** Dolphins win the toss. The Oilers kick to Dolphin return man Irving Spikes, who returns the kickoff 48 yards to the Oilers 45-yard line. On second down, Dan Marino hits RB Bernie Parmalee for a 16-yard gain. Again on second down, Marino connects with Fred Barnett for a 9-yard gain. On the play, Oiler DB Tomur Barnes was flagged for an unnecessary roughness penalty which moved the ball to the Oilers 11-yard line. On the next play, Olindo Mare knocks home a 29-yard field goal with 12:45 remaining in overtime.

**September 10, 2000 - at TENNESSEE 17, Kansas City 14:** Titans win the toss. The Chiefs kick to Derrick Mason, who returns the kick 28 yards to the Tennessee 29-yard line. A face mask penalty moves the ball to the 34-yard line. On third-and-eight, QB Neil O'Donnell passes to Kevin Dyson for 27 yards. A 26-yard pass to Frank Wycheck on the next play is negated by a holding penalty. Eddie George then rushes 29 yards to the Kansas City 18-yard line. On the next play, Al Del Greco kicks a 36-yard field goal with 12:02 remaining in overtime.

**October 14, 2001 - at TENNESSEE 31, Tampa Bay 28:** Buccaneers win the toss. Tennessee's defense forces a punt. Tampa Bay kicks to Joe Walker, who returns the kick eight yards to Tampa Bay's 46. Steve McNair passes to Drew Bennett for 14 yards. Eddie George rushes for one yard. McNair pass is incomplete to Kevin Dyson. George rushes up middle for minus one yard. Joe Nedney kicks a 49-yard field goal with 13:08 remaining in overtime.

**September 22, 2002 - CLEVELAND 31, at Tennessee 28:** Browns win the toss. Joe Nedney kicks ball into end zone for touchback. Jamel White rushes for six yards to Cleveland 26. Tim Couch passes to Jamel White for -1 yard to Cleveland 25. Couch passes for 10 yards to Quincy Morgan to Cleveland 35. White rushes off-tackle for 12 yards to Cleveland 47. Couch passes to Andre Davis for 31 yards to Tennessee 22. White rushes off tackle for five yards, then off left guard for two yards to Tennessee 15. Phil Dawson kicks a 33-yard field goal with 10:51 remaining in overtime.

**December 1, 2002 - TENNESSEE 32, at N.Y. Giants 29:** Giants win toss. Joe Nedney kicks off to Delvin Joyce, who returns the kickoff 38 yards to the New York 40. Kerry Collins passes to Ron Dixon for 14 yards to Tennessee 46. Tiki Barber rushes around the left side for two yards to Tennessee 44. Collins passes for 12 yards to Tennessee 32, but offensive pass interference is called on Amani Toomer, placing ball at New York 46. Collins passes incomplete to Barber. Collins sacked by Carlos Hall at New York 46. Matt Allen punts 34 yards to Tennessee 20. Steve McNair passes for 12 yards to Drew Bennett to Tennessee 32. McNair passes incomplete to Derrick Mason. McNair passes 23 yards to John Simon to New York 45. McNair passes 12 yards to Mason to New York 33. Robert Holcombe runs off right guard for 14 yards to New York 19. Holcombe rushes off left guard for minus 1 yard. Joe Nedney kicks 38-yard field goal with 10:00 remaining in overtime.

**\*\*\*January 11, 2003 - at TENNESSEE 34, Pittsburgh 31:** Titans win the toss. Jeff Reed kicks off to John Simon, who returns kickoff 21 yards to Tennessee 31. Steve McNair passes incomplete to Robert Holcombe. McNair passes for 31 yards to Justin McCareins to Pittsburgh 38. McNair passes for 22 yards to Justin McCareins to Pittsburgh 16. Holcombe rushes up the middle for three yards to Pittsburgh 13. Joe Nedney connects on 31-yard field goal, but Pittsburgh calls timeout just before ball is snapped, so play does not count. Nedney then misses 31-yard field goal wide-right, but Dewayne Washington is flagged for roughing the kicker. Nedney makes good on 26-yard field goal with 12:49 remaining in overtime.

**November 14, 2004 - CHICAGO 19, at Tennessee 17:** Bears win the toss and control the ball at their own 26-yard line. They advance to the Chicago 48 before punting to the Tennessee 9. Billy Volek, who started at quarterback for an injured Steve McNair (sternum), throws an incomplete pass and then is sacked for a four-yard loss. On third down, Volek is sacked in the end zone by Adewale Ogunleye and fumbles. The ball is recovered in the end zone by Titans right tackle Fred Miller, who is tackled in the end zone for a safety. It is the first overtime game to end in a safety since Nov. 5, 1989, when Minnesota beat the L.A. Rams, 23-21.

**December 10, 2006 - TENNESSEE 26, at Houston 20:** Titans win the toss. Kris Brown kicks off to Pacman Jones, who returns it 36 yards to Tennessee's 43. Travis Henry rushes for one yard to Tennessee 44. Vince Young passes incomplete to Drew Bennett, but Houston is penalized for defensive holding, giving Titans a first down at the Tennessee 49. Chris Brown rushes up the middle for 16 yards to Houston's 35-yard line. Chris Brown is stopped for no gain, but Tennessee is penalized for offensive holding, moving ball to Houston's 45. Chris Brown rushes for five yards to Houston's 40. Vince Young passes to Ahmard Hall for one yard to Houston's 39. On 3rd-and-14, Vince Young drops back, then scrambles up the middle 39 yards for the game-winning

touchdown with 11:24 remaining in overtime.

**December 9, 2007 - SAN DIEGO 23, at Tennessee 17:** Chargers win the toss. Rob Bironas kicks off into end zone for touchback. Chargers drive to their own 47-yard line. M. Scifres punts 51 yards to Tennessee 2. LenDale White carries for 3 and 5 yards, but an incompleton on third down forces a punt. Craig Hentrich punts 57 yards to San Diego 38. After consecutive Tomlinson carries, Rivers passes for 11 yards to Antonio Gates to Tennessee 31. Tomlinson runs three yards to Tennessee 28. Rivers passes for 12 yards to Vincent Jackson to Tennessee 16. Tomlinson runs for game-winning 16-yard touchdown with 7:35 remaining in overtime.

**November 2, 2008 - at TENNESSEE 19, Green Bay 16:** Tennessee wins the toss. Mason Crosby kicks off to Chris Carr, who returns the kickoff 23 yards to the Tennessee 22. On third-and-six from the Tennessee 26, Kerry Collins passes to Chris Johnson for 16 yards. Johnson then gains 14 yards on a carry. On third-and-four from the Green Bay 38, LenDale White rushes for seven yards. After consecutive rushes by Johnson of five and three yards to the Green Bay 23, Rob Bironas kicks a game-winning 41-yard field goal on third down.

**September 9, 2009 - at PITTSBURGH 13, Tennessee 10:** Pittsburgh wins the toss. Rob Bironas kicks off to Stefan Logan, who returns the kick to the 24-yard line. The Steelers pick up first downs on an 11-yard reception by Hines Ward and a two-yard run by Mewelde Moore. On third-and-one at the Tennessee 48-yard line, quarterback Ben Roethlisberger completes an 11-yard pass to Santonio Holmes. From the Tennessee 37, Roethlisberger finds Mike Wallace for a 22-yard reception. Jeff Reed makes a 33-yard field goal to win the game with 10:28 on the clock.

**December 20, 2009 - at TENNESSEE 27, Miami 24:** Miami wins the toss. After a 23-yard kickoff return by Ted Ginn, quarterback Chad Henne finds fullback Lousaka Polite for a four-yard completion. A pass attempt on second down falls incomplete. On third-and-six from the Miami 27, Henne's pass intended for Davone Bess is intercepted by Titans safety Michael Griffin at the Miami 45. A three-yard return is followed by a 15-yard unnecessary roughness penalty on Miami receiver Greg Camarillo. After three running plays by the Titans netting minus-one yard, Rob Bironas kicks a 46-yard field goal to win the game.

**November 21, 2010 - WASHINGTON 19, at Tennessee 16:** Tennessee wins the toss. Graham Gano kicks off to Marc Mariani, who returns the ball 30 yards to the 33-yard line. After a 15-yard run by Chris Johnson, Johnson is stopped for no gain, and Rusty Smith throws two incomplete passes. Brett Kern punts to Brandon Banks, who calls for fair catch at the 13-yard line. Donovan McNabb completes a 26-yard pass to Chris Cooley. On second-and-22 from the 27, McNabb is intercepted by Alterraun Verner. However, the pass is ruled incomplete after a replay review, and an unnecessary roughness penalty on Tennessee's Jason Babin is enforced, providing a first down at the 42. A roughing the passer penalty is called on Will Witherspoon. McNabb completes a 10-yard pass to Santana Moss. On second-and-nine from the Tennessee 30, Verner is called for illegal contact. Four plays later, Gano wins the game on a 43-yard field goal with 8:17 remaining in overtime.

**September 23, 2012 - at TENNESSEE 44, Detroit 41:** Tennessee wins the coin toss in the franchise's first overtime under the modified overtime format. From the 20-yard line, Jake Locker completes a 24-yard pass to tight end Craig Stevens. On third-and-16 from the Tennessee 38-yard line, a defensive holding penalty gives the Titans another first down. Another 24-yard reception by Stevens was reversed upon replay review, but an unnecessary roughness penalty against Detroit on the same play put the ball at Detroit's 29-yard line. After receptions of 13 and seven yards by Damian Williams, Rob Bironas makes a 26-yard field goal. On Detroit's ensuing possession, Shaun Hill completes passes of 17 yards to tight end Brandon Pettigrew and 26 yards to receiver Calvin Johnson. A nine-yard run by Jioque Bell resulted in a first down at the Tennessee 16-yard line. But on fourth-and-one from the seven-yard line, Hill was stuffed for a one-yard loss on a quarterback sneak.

**October 28, 2012 - INDIANAPOLIS 19, at Tennessee 13:** Indianapolis wins the toss. After a touchback on Rob Bironas' kickoff, Colts running back Donald Brown takes a handoff on six consecutive plays (first carry nullified by a Titans penalty), gaining 35 total yards. Andrew Luck then completes a 20-yard pass to wide receiver Reggie Wayne. Finally, on second-and-10 from the Tennessee 16-yard line, Luck completes a short pass to running back Vick Ballard, who dives to the front left pylon for a touchdown. A replay review upholds the ruling on the field.

**September 15, 2013 - at HOUSTON 30, Tennessee 24:** Houston wins the toss. Keshawn Martin returns Rob Bironas' kickoff to the Houston 22-yardline, followed by an 18-yard completion from Matt Schaub to tight end Garrett Graham. Arian Foster rushes for five yards and 16 yards on consecutive carries, and Ben Tate carries for 13 yards on the following play. Three plays later, Schaub finds rookie receiver DeAndre Hopkins for a 26-yard pass, setting up first-and-goal on the one-yard line. On third down, Schaub and Hopkins connect again, this time for the game-winning, three-yard touchdown pass. A replay review upholds the touchdown call.

**December 15, 2013 - ARIZONA 37, at Tennessee 34:** After the Titans score 17 points in the final four minutes of regulation to force overtime, they win the coin toss to begin overtime. On the second play from scrimmage in the extra period, Ryan Fitzpatrick

## OVERTIME HISTORY

completes a 33-yard pass to receiver Nate Washington. However, on the next play, Fitzpatrick's pass is intercepted by cornerback Antoine Cason at the Arizona 30-yard line. The Cardinals then drive 31 yards, including 22 total rushing yards by Rashard Mendenhall and a nine-yard pass from Carson Palmer to tight end Jim Dray. On third-and-12 from the 33-yard line, Jay Feely makes the game-winning, 41-yard field goal.

**November 8, 2015 – TENNESSEE 34, at New Orleans 28:** Tennessee wins the coin toss. From the 20-yard line, Marcus Mariota completes a 14-yard pass to Dorial Green-Beckham, which is followed by a 15-yard run by Antonio Andrews. Mariota connects with tight end Craig Stevens for a 24-yard gain, and then, on third-and-two from the 17-yard line, Green-Beckham records a nine-yard catch. On second-and-goal from the five-yard line, Mariota finds tight end Anthony Fasano in the end zone for the franchise's first game-winning touchdown pass in overtime.

**October 22, 2017 – TENNESSEE 12, at Cleveland 9:** The Browns win the coin toss and Cleveland goes three-and-out on their first possession. The Titans take over at their own 36-yard line and pick up a first down before punting. The Tennessee defense forces another three-and-out punctuated by a 12-yard sack of Cody Kessler by Brian Orakpo and Derrick Morgan on third-and-eight. Marcus Mariota connects with Rishard Matthews for an eight-yard gain on third-and-three setting up Ryan Succop's 47-yard game-winning field goal just after the two-minute warning.

**September 30, 2018 – at TENNESSEE 26, Philadelphia 23:** The Eagles win the coin toss and conducted a nine-play, 56-yard drive that is punctuated by a Jake Elliott 37-yard field goal, giving the visitors a 23-20 lead. The Titans answer with a 16-play, 75-yard march that features three fourth-down conversions. Marcus Mariota finds Taywan Taylor along the sideline for a 19-yard reception on fourth-and-15. Four plays later, Nick Williams draws a pass interference penalty on fourth-and-four. With less than a minute to play in the extra stanza, Mariota connects with Dion Lewis for a 17-yard pass play down to the Philadelphia 15-yard line on fourth-and-two. A Malcolm Jenkins defensive holding call gets the Titans five yards closer. On third-and-10 with 17 seconds on the clock, Mariota finds a leaping Corey Davis in the end zone for the game-winning, 10-yard touchdown strike and a Titans' 26-23 victory.

**October 18, 2020 – at TENNESSEE 42, Houston 36:** After A.J. Brown hauls in his second touchdown of the day with four seconds remaining in regulation to force overtime, the Titans win the coin toss to begin the extra session. Derrick Henry takes a swing pass from Ryan Tannehill on the second play of overtime and sprints 53 yards down the right sideline to the Houston 27-yard line. On the next snap, backup running back Jeremy McNichols scampers 17 yards up the middle setting up first-and-goal for Tennessee at the Texans' 10-yard line. Three plays later, Henry lines up behind center in the "KingCat" formation and takes the direct snap five yards off left tackle for a touchdown and a Titans' 42-36 victory.

**November 22, 2020 – TENNESSEE 30, at Baltimore 24:** The Ravens win the coin toss, but the Titans defense forces a three-and-out that includes a Harold Landry III nine-yard sack of Lamar Jackson on second-and-eight. Tennessee takes over at their own 27-yard line following a Sam Koch 46-yard punt. Ryan Tannehill connects with Corey Davis for gains of 14 yards and 11 yards sandwiched around a Derrick Henry four-yard run. Henry rumbles again for four yards before Tannehill finds A.J. Brown for an 11-yard completion with 5:29 remaining in the extra session. Henry seals the victory on the next play by carrying the ball off left tackle and cutting it back for a 29-yard touchdown run, which caps his 133-yard rushing day and gives the Titans a 30-24 road win.

**September 19, 2021 – TENNESSEE 33, at Seattle 30:** The Titans win the coin toss, but their initial offensive series stalls after gaining a first down. Brett Kern booms a 53-yard punt that is fair caught at the Seahawks' 13-yard line. After two Russell Wilson incompletions, Ola Adeniyi drops Wilson for a 12-yard sack at the Seattle one-yard line and nearly ends the game with a safety. Chester Rogers returns the ensuing punt nine yards to Seahawks' 39-yard line. Derrick Henry carries the ball four times for 21 yards, setting up Randy Bullock's 36-yard field goal with 4:45 remaining in the extra session.

**October 3, 2021 – at N.Y. JETS 27, Tennessee 24:** The Jets win the toss. New York converts three third downs, setting up a first-and-goal at the Titans' nine-yard line. After an incompleting on first down, Zach Wilson connects on an eight-yard pass to Tevin Coleman. On third-and-goal from the Titans' one-yard line, Denico Autry chases down Wilson and drops him for a three-yard sack. The Jets settle for a 22-yard Matt Ammendola field goal and a 27-24 lead. The Titans take possession at their own 25-yard line and quickly find themselves in a third-and-21 hole. A 20-yard pass from Ryan Tannehill to Chester Rogers sets up a fourth-and-one that Derrick Henry converts with a 13-yard run. Four plays later, Henry converts a fourth-and-two with a two-yard rumble to the New York 43-yard line. Tannehill then finds Rogers for a 12-yard completion and the Titans take a timeout with 36 seconds remaining in the extra session. An offside penalty on the Jets is sandwiched between two incompletions setting up a third-and-five from the Jets' 26-yard line. A Titans delay of game penalty makes it third-and-10. Tannehill can't connect with Jeremy McNichols over the middle. The Titans elect to try to tie the contest with a 49-yard field goal with 19 seconds on the clock, but Randy Bullock's attempt sails wide left and the Jets prevail 27-24.

**October 31, 2021 – TENNESSEE 34, at Indianapolis 31:** The Colts win the coin toss, but their initial offensive series amounts to a three-and-out. The Titans take over at their own 28-yard line after a 38-yard punt. The Tennessee offense quickly goes three-and-out and Brett Kern booms a 49-yard punt that lands out of bounds at the Indianapolis 15-yard line. The Colts register a first down, but on the ensuing first-and-10 Kevin Byard steps in front of a Carson Wentz pass intended for Michael Pittman and returns the interception 14 yards to the Colts' 32-yard line. An illegal block above the waist penalty on first down sets up a first-and-20 for the Titans. Following an incompleting, A.J. Brown hauls in a 13-yard pass from Ryan Tannehill and Derrick Henry rumbles for two yards to the Colts' 27-yard line. Randy Bullock nails the game-winning 44-yard field goal with 4:03 remaining in overtime to give the Titans a sweep of the season series and a commanding lead in the division.

**November 6, 2022 – at KANSAS CITY 20, Tennessee 17:** The Chiefs win the coin toss. Patrick Mahomes completes an 18-yard pass to Travis Kelce and connects with Noah Gray for 27 yards. The Chiefs convert a fourth-and-one at the Tennessee 13-yard line but are then forced to settle for a 28-yard field goal by Harrison Butker. The Titans take possession, but Malik Willis is sacked on consecutive downs. The offense fails to register a first down as the Chiefs clinch the victory.

\* AFL Championship Game

\*\* Wild Card Playoff Game

\*\*\* AFC Divisional Playoff Game

## HOTTEST/COLDEST GAMES

### SIX HOTTEST GAMES

DATE	OPPONENT	SCORE	WEATHER
9/11/83	at L.A. Raiders	6-20 (L)	96°, clear
9/9/90	at Atlanta	27-47 (L)	94°, partly cloudy
10/7/62	BUFFALO	17-14 (W)	93°, showers
9/14/65	N.Y. JETS	27-21 (W)	93°, sunny
9/15/19	INDIANAPOLIS	17-19 (L)	93°, sunny
10/6/63	at Kansas City	7-28 (L)	92°, sunny

### 15 COLDEST GAMES

DATE	OPPONENT	SCORE	WEATHER
12/18/16	at Kansas City	19-17 (W)	1°, clear (-9° wind chill)
*1/10/04	at New England	14-17 (L)	4°, clear (-10° wind chill)
12/11/77	at Cleveland	19-15 (W)	7°, clear (-7° wind chill)
12/17/89	at Cincinnati	7-61 (L)	9°, overcast (0° wind chill)
*1/19/20	at Kansas City	24-35 (L)	17°, sunny (5° wind chill)
12/8/13	at Denver	28-51 (L)	18°, clear (11° wind chill)
12/26/10	at Kansas City	14-34 (L)	19°, cloudy (10° wind chill)
12/24/22	vs. Houston	14-19 (L)	20°, clear and cold (6° wind chill)
12/17/00	at Cleveland	24-0 (W)	20°, snow (-10° wind chill)
12/14/80	at Green Bay	22-3 (W)	20°, clear (9° wind chill)
*1/6/80	at Pittsburgh	13-27 (L)	22°, part. cloudy (12° wind chill)
12/15/85	at Cleveland	21-28 (L)	22°, overcast (-7° wind chill)
12/18/88	at Cleveland	23-28 (L)	22°, overcast (0° wind chill)
12/16/07	at Kansas City	26-17 (W)	22°, clear (14° wind chill)
12/31/17	vs. Jacksonville	15-10 (W)	23°, clear, (16° wind chill)

\* Playoff game

**ALL-TIME OFFENSIVE YARDS AND RANKINGS**

<b>Year</b>	<b>Total Plays</b>	<b>First Downs</b>	<b>Rush Yards (Rank)</b>	<b>Net Pass Yards (Rank)</b>	<b>Total Yards (Rank)</b>	<b>Total Points</b>
1960	930	262	1,565 (3)	3,371 (1)	4,936 (1)	379
1961	964	293	1,896 (2)	4,392 (1)	6,288 (1)	513
1962	943	266	1,742 (4)	3,229 (2)	4,971 (2)	387
1963	870	254	1,210 (7)	3,222 (1)	4,432 (4)	302
1964	942	284	1,347 (7)	3,527 (2)	4,874 (4)	310
1965	905	227	1,178 (7)	2,813 (2)	3,991 (5)	298
1966	926	246	1,515 (5)	2,897 (4)	4,412 (7)	335
1967	828	207	2,122 (1)	1,381 (9)	3,503 (8)	258
1968	905	240	1,804 (4)	2,548 (4)	4,352 (5)	303
1969	965	256	1,706 (5)	2,825 (2)	4,531 (4)	278
1970	922	232	1,556 (19)	2,506 (7)	4,062 (10)	217
1971	815	201	1,106 (26)	2,409 (6)	3,515 (22)	251
1972	817	183	1,518 (23)	1,673 (23)	3,191 (26)	164
1973	840	193	1,388 (26)	1,919 (16)	3,307 (24)	199
1974	817	200	1,361 (26)	1,977 (20)	3,338 (24)	236
1975	900	234	2,068 (12)	1,869 (23)	3,937 (19)	293
1976	878	199	1,498 (27)	2,072 (15)	3,570 (24)	222
1977	879	228	1,989 (14)	1,875 (17)	3,864 (18)	299
1978	993	276	2,476 (6)	2,338 (18)	4,814 (16)	283
1979	1,034	268	2,571 (4)	2,256 (25)	4,827 (22)	362
1980	1,063	329	2,635 (2)	3,007 (17)	5,642 (4)	295
1981	947	241	1,734 (23)	2,777 (23)	4,511 (27)	281
1982	551	138	799 (26)	1,574 (19)	2,373 (28)	136
1983	1,033	295	1,998 (18)	2,902 (23)	4,900 (24)	288
1984	969	284	1,656 (23)	3,228 (17)	4,884 (23)	240
1985	998	270	1,570 (25)	3,082 (19)	4,652 (24)	284
1986	1,089	299	1,700 (19)	3,449 (13)	5,149 (16)	274
1987	998	294	1,923 (14)	3,300 (7)	5,223 (8)	345
1988	1,010	308	2,249 (4t)	2,956 (22)	5,205 (14)	424
1989	1,028	327	1,928 (12)	3,499 (10)	5,427 (9)	365
1990	1,006	376	1,417 (24)	4,805 (1)	6,222 (1)	405
1991	1,022	353	1,366 (23)	4,621 (1)	5,987 (2)	386
1992	958	339	1,626 (18)	4,029 (1)	5,655 (3)	352
1993	1,066	330	1,792 (12)	3,866 (3)	5,658 (3)	368
1994	1,036	278	1,682 (12)	2,799 (25)	4,481 (26)	226
1995	1,046	295	1,664 (18)	3,241 (19)	4,905 (23)	348
1996	972	287	1,950 (6)	3,098 (21)	5,048 (18)	345
1997	993	288	2,414 (3)	2,505 (29)	4,919 (18)	333
1998	1,016	308	1,970 (9)	3,291 (15)	5,261 (9)	330
1999	1,011	294	1,811 (13)	3,479 (13t)	5,290 (13)	392
2000	1,036	299	2,084 (7)	3,266 (16)	5,350 (14)	346
2001	1,026	288	1,794 (12)	3,558 (8t)	5,352 (8)	336
2002	1,032	312	1,952 (11)	3,320 (20)	5,272 (17)	367
2003	1,013	310	1,623 (26)	3,878 (5)	5,501 (8)	435
2004	1,053	308	1,871 (14)	3,616 (10)	5,487 (11)	344
2005	1,022	279	1,525 (23)	3,597 (9)	5,122 (17)	299
2006	945	261	2,214 (5)	2,596 (30)	4,810 (27)	324
2007	1,037	306	2,109 (5)	2,878 (27)	4,987 (21)	301
2008	973	268	2,199 (7)	2,819 (27)	5,018 (21)	375
2009	990	288	2,592 (2)	3,031 (23)	5,623 (12)	354
2010	907	252	1,727 (17)	3,107 (25)	4,834 (27)	356
2011	984	281	1,438 (31)	3,923 (12)	5,361 (17)	325
2012	957	260	1,687 (21)	3,323 (22)	5,010 (26)	330
2013	1,032	311	1,894 (14)	3,496 (21)	5,390 (22)	362
2014	919	258	1,447 (26)	3,412 (22)	4,859 (29)	254
2015	976	298	1,485 (25)	3,503 (25t)	4,988 (30)	299
2016	1,008	322	2,187 (3)	3,541 (25)	5,728 (11)	381
2017	974	290	1,833 (15)	3,191 (23)	5,024 (23)	334
2018	938	289	2,023 (7)	2,975 (29)	4,998 (25)	310
2019	949	317	2,223 (3)	3,582 (21)	5,805 (12)	402
2020	1,031	381	2,690 (2)	3,653 (23)	6,343 (2t)	491
2021	1,133	362	2,404 (5)	3,418 (24)	5,822 (17)	419
2022	992	277	2,131 (13)	2,914 (30)	5,045 (30)	298



## ALL-TIME DEFENSIVE YARDS AND RANKINGS

Year	Total Plays	First Downs	Rush Yards (Rank)	Net Pass Yards (Rank)	Total Yards (Rank)	Total Points
1960	995	282	1,027 (2)	3,874 (8)	4,901 (6)	285
1961	899	235	1,634 (6)	2,391 (2)	4,025 (2)	242
1962	880	217	1,569 (3)	2,561 (2)	4,130 (2)	270
1963	873	256	1,710 (7)	2,606 (3)	4,316 (6)	372
1964	896	267	1,961 (7)	3,280 (6)	5,241 (8)	355
1965	946	271	2,683 (8)	2,470 (2)	5,153 (8)	429
1966	881	244	1,833 (7)	3,162 (8)	4,995 (9)	396
1967	910	233	1,637 (7)	2,418 (3)	4,055 (4)	199
1968	854	198	1,704 (4)	1,671 (1)	3,375 (1)	248
1969	833	183	1,556 (5)	2,217 (2)	3,773 (2)	279
1970	840	227	1,793 (17)	2,605 (24)	4,398 (25)	352
1971	880	237	1,723 (11)	2,072 (10)	3,795 (9)	330
1972	894	263	2,591 (25)	2,143 (11)	4,734 (23)	380
1973	929	274	2,410 (23)	2,237 (20)	4,647 (24)	447
1974	919	268	2,050 (19)	2,375 (20)	4,425 (22)	282
1975	952	264	1,680 (3)	2,457 (17)	4,137 (11)	226
1976	935	226	2,072 (16)	1,915 (8)	3,987 (10)	273
1977	933	247	1,815 (10)	2,142 (20)	3,957 (14)	230
1978	1,021	292	2,072 (9)	2,842 (24)	4,914 (17t)	298
1979	1,038	304	2,225 (17)	2,765 (14)	4,990 (13)	331
1980	932	259	1,811 (8)	2,801 (4)	4,612 (5)	251
1981	1,084	325	2,411 (24)	3,315 (17)	5,726 (24)	355
1982	613	187	1,225 (23)	2,213 (25)	3,438 (28)	245
1983	1,031	332	2,787 (28)	2,845 (4)	5,632 (22)	460
1984	1,075	345	2,789 (28)	3,179 (11)	5,968 (27)	437
1985	1,091	356	2,814 (28)	3,341 (18)	6,155 (27)	412
1986	1,054	285	2,035 (20)	2,999 (8)	5,034 (13)	329
1987	976	287	1,848 (17)	3,145 (17)	4,993 (17)	349
1988	985	304	1,592 (4)	3,266 (13)	4,858 (8)	365
1989	940	314	1,669 (9)	3,542 (17)	5,211 (13)	412
1990	890	279	1,575 (8)	3,060 (14)	4,635 (11)	307
1991	984	280	1,540 (6)	3,208 (14)	4,748 (9)	251
1992	907	254	1,634 (9)	2,577 (3)	4,211 (3)	258
1993	1,003	289	1,273 (1)	3,601 (23)	4,874 (14)	238
1994	971	275	2,120 (28)	2,795 (2)	4,915 (9)	352
1995	983	267	1,526 (8)	3,125 (3)	4,651 (5)	324
1996	956	271	1,385 (2)	3,225 (13)	4,610 (6)	319
1997	992	292	1,573 (4)	3,658 (27)	5,231 (22)	310
1998	955	279	1,610 (9t)	3,511 (20)	5,121 (16)	320
1999	994	300	1,550 (10)	3,695 (25)	5,245 (17)	324
2000	908	215	1,390 (3)	2,423 (1)	3,813 (1)	191
2001	996	300	1,431 (5)	4,084 (31)	5,515 (25)	388
2002	974	297	1,424 (2)	3,540 (25)	4,964 (10)	324
2003	926	275	1,295 (1)	3,606 (30)	4,901 (12)	324
2004	977	318	1,917 (18)	3,807 (26)	5,724 (27)	439
2005	960	294	1,894 (22)	3,216 (17)	5,110 (19)	421
2006	1,062	329	2,313 (30)	3,602 (27)	5,915 (32)	400
2007	978	268	1,478 (5)	3,187 (10)	4,665 (5)	297
2008	1,022	276	1,502 (6)	3,196 (9)	4,698 (7)	234
2009	1,038	323	1,711 (10t)	4,139 (31)	5,850 (28)	402
2010	1,139	356	1,851 (20)	4,032 (29)	5,883 (26)	339
2011	1,080	324	2,053 (24)	3,629 (14)	5,682 (T-18)	317
2012	1,086	358	2,035 (24)	3,964 (26)	5,999 (27)	471
2013	1,027	329	1,795 (20)	3,612 (11)	5,407 (14)	381
2014	1,099	357	2,195 (31)	3,773 (15)	5,968 (27)	438
2015	1,003	317	1,797 (18)	3,678 (7)	5,475 (12)	423
2016	1,031	324	1,413 (2)	4,307 (30)	5,720 (20)	378
2017	1,046	323	1,420 (4)	3,828 (25)	5,248 (13)	356
2018	1,001	298	1,863 (18)	3,471 (6)	5,334 (8)	303
2019	1,056	335	1,672 (12)	4,080 (24)	5,752 (21)	331
2020	1,076	391	1,933 (19)	4,439 (29)	6,372 (28)	439
2021	1,039	331	1,438 (2)	4,169 (25)	5,607 (12)	354
2022	1,100	339	1,307 (1)	4,671 (32)	5,978 (23)	359

## 2022 ATTENDANCE

### 2022 PRESEASON

#### Home

Tampa Bay Buccaneers	65,319
Arizona Cardinals	63,004
<b>Preseason Home Total:</b>	<b>128,323</b>

#### Away

@ Baltimore Ravens	64,216
<b>Preseason Away Total:</b>	<b>64,216</b>

### 2022 REGULAR SEASON

#### Home

N.Y. Giants	67,805
Las Vegas Raiders	68,649
Indianapolis Colts	69,459
Denver Broncos	69,240
Cincinnati Bengals	69,441
Jacksonville Jaguars	68,409
Houston Texans	66,634
Dallas Cowboys	69,292
<b>Regular Season Home Total:</b>	<b>548,929</b>
<b>Regular Season Home Average:</b>	<b>68,616</b>

#### Away

@ at Buffalo	70,683
@ Indianapolis	65,781
@ Washington	51,836
@ Houston	68,467
@ Kansas City	73,475
@ Green Bay	77,506
@ Philadelphia	69,879
@ L.A. Chargers	70,240
@ Jacksonville	70,050
<b>Regular Season Away Total:</b>	<b>617,917</b>
<b>Regular Season Away Average:</b>	<b>68,657</b>

**Regular Season Total** (17 games) – 1,166,846 . . . . . Average – 68,638

**Nissan Stadium Game Totals** (10 games) – 677,252 . Average – 67,725



### ATTENDANCE RECORDS

#### Total Combined Regular Season

1,166,846 (2022 – 17 games)
1,137,282 (2021 – 17 games)
1,115,265 (2010 – 16 games)
1,098,921 (2007 – 16 games)
1,097,073 (2006 – 16 games)
1,097,039 (2000 – 16 games)
1,096,866 (2014 – 16 games)
1,092,094 (2018 – 16 games)
1,089,472 (2001 – 16 games)
1,088,061 (2008 – 16 games)
1,087,279 (2003 – 16 games)
1,086,095 (2009 – 16 games)
1,077,697 (2011 – 16 games)
1,070,701 (2012 – 16 games)
1,059,178 (2005 – 16 games)

#### Total Home Regular Season

617,102 (2021 – 9 games)
553,192 (2005 – 8 games)
553,144 (2006–2014, 8 games per season)
551,210 (2004 – 8 games)
550,472 (2003 – 8 games)
550,437 (2002 – 8 games)
550,393 (2001 – 8 games)
548,929 (2022 – 8 games)
547,524 (2000 – 8 games)
528,890 (1999 – 8 games)
525,214 (2017 – 8 games)

#### Regular Season Home Game

69,484 (vs. Kansas City, 2021)
69,459 (vs. Indianapolis, 2022)
69,441 (vs. Cincinnati, 2022)
69,419 (vs. Buffalo, 2021)
69,414 (vs. New Orleans, 2021)
69,363 (vs. New England, 2018)

#### Away Game

90,616 (at Dallas, 2010)
90,466 (at Dallas, 2018)
88,550 (at Washington, 2006)

#### Postseason Game

80,023 (at Buffalo, 1989)
---------------------------

#### Largest Nissan Stadium Attendance

69,484 (vs. Kansas City, 2021)
--------------------------------

#### Largest Vanderbilt Stadium Attendance

41,121 (vs. Minnesota, 1998)
------------------------------

#### Largest Liberty Bowl Att. (Memphis)

50,677 (vs. Pittsburgh, 1997)
-------------------------------

#### Largest Astrodome Att. (Houston)

64,934 (vs. Pittsburgh, 1992)
64,184 (vs. Kansas City, 1994)**

#### Largest Rice Stadium Att. (Houston)

52,580 (vs. N.Y. Jets, 1965)
36,375 (vs. Oakland, 1967)

#### Largest Jeppesen Stadium Att. (Houston)

37,981 (vs. Dallas Texans, 1962)***
37,854 (vs. San Diego, 1961)

\*AFC Wild Card Game

\*\*AFC Divisional Playoff

\*\*\*AFL Championship Game

## ALL-TIME REGULAR SEASON ATTENDANCE TOTALS

YEARLY TOTALS				HOME TOTALS				AWAY TOTALS			
Year	Attendance	Games	Average	Year	Attendance	Games	Average	Year	Attendance	Games	Average
1960	272,940	14	19,496	1960	140,136	7	20,019	1960	132,804	7	18,972
1961	316,379	14	22,599	1961	195,024	7	27,861	1961	121,355	7	17,336
1962	295,108	14	21,079	1962	200,285	7	28,612	1962	94,823	7	13,546
1963	337,235	14	24,088	1963	163,372	7	23,339	1963	173,863	7	24,838
1964	327,284	14	23,377	1964	141,777	7	20,254	1964	185,507	7	26,501
1965	450,249	14	32,161	1965	240,857	7	34,408	1965	209,392	7	29,913
1966	411,555	14	29,397	1966	177,896	7	25,414	1966	233,659	7	33,380
1967	447,385	14	31,956	1967	185,129	7	26,447	1967	262,256	7	37,465
1968	569,255	14	40,661	1968	283,383	7	40,483	1968	285,872	7	40,839
1969	599,862	14	42,847	1969	309,420	7	44,203	1969	290,442	7	41,492
1970	659,432	14	47,102	1970	294,425	7	42,061	1970	365,007	7	52,144
1971	658,611	14	47,044	1971	289,954	7	41,422	1971	368,657	7	52,665
1972	684,790	14	48,914	1972	285,851	7	40,836	1972	398,939	7	56,991
1973	593,244	14	42,375	1973	219,386	7	31,341	1973	373,858	7	53,408
1974	614,609	14	43,901	1974	237,403	7	33,915	1974	377,206	7	53,887
1975	718,775	14	51,341	1975	336,458	7	48,065	1975	382,317	7	54,617
1976	713,217	14	50,944	1976	331,895	7	47,414	1976	381,322	7	54,475
1977	721,334	14	51,524	1977	345,820	7	49,403	1977	375,514	7	53,645
1978	872,727	16	54,545	1978	411,652	8	51,457	1978	461,075	8	57,634
1979	855,514	16	53,470	1979	396,580	8	49,573	1979	458,934	8	57,367
1980	898,625	16	56,164	1980	398,699	8	49,837	1980	499,926	8	62,491
1981	845,112	16	52,280	1981	355,259	8	44,407	1981	489,853	8	61,232
1982	402,513	9	44,724	1982	200,340	5	40,068	1982	202,173	4	50,543
1983	707,215	16	44,201	1983	321,440	8	40,180	1983	385,775	8	48,222
1984	707,644	16	44,228	1984	323,533	8	40,442	1984	384,111	8	48,014
1985	734,041	16	45,878	1985	329,445	8	41,181	1985	404,596	8	50,575
1986	693,294	16	43,331	1986	303,786	8	37,973	1986	389,508	8	48,689
1987	685,703	15	45,714	1987	259,875	7	37,125	1987	425,828	8	53,229
1988	845,396	16	52,838	1988	365,981	8	45,748	1988	479,415	8	59,927
1989	889,424	16	55,589	1989	451,027	8	56,378	1989	438,397	8	54,800
1990	917,819	16	57,364	1990	449,275	8	56,159	1990	468,544	8	58,568
1991	921,346	16	57,584	1991	482,726	8	60,341	1991	438,620	8	54,828
1992	965,366	16	60,335	1992	479,428	8	59,928	1992	485,938	8	60,743
1993	944,071	16	59,004	1993	452,522	8	56,565	1993	491,549	8	61,444
1994	822,738	16	51,421	1994	353,514	8	44,189	1994	469,224	8	58,653
1995	764,253	16	47,766	1995	288,860	8	36,108	1995	475,393	8	59,424
1996	604,633	16	37,790	1996	254,600	8	31,825	1996	350,033	8	43,754
1997	683,765	16	42,735	1997	224,757	8	28,095	1997	459,008	8	57,376
1998	791,806	16	49,487	1998	299,555	8	37,444	1998	492,251	8	61,531
1999	1,017,727	16	63,608	1999	528,890	8	66,111	1999	488,837	8	61,105
2000	1,097,039	16	68,565	2000	547,524	8	68,441	2000	549,515	8	68,689
2001	1,089,472	16	68,092	2001	550,393	8	68,799	2001	539,079	8	67,385
2002	1,050,989	16	65,687	2002	550,437	8	68,805	2002	500,552	8	62,569
2003	1,087,279	16	67,955	2003	550,472	8	68,809	2003	536,807	8	67,101
2004	1,051,730	16	65,733	2004	551,210	8	68,901	2004	500,520	8	62,565
2005	1,059,178	16	66,199	2005	553,192	8	69,149	2005	505,986	8	63,248
2006	1,097,073	16	68,567	2006	553,144	8	69,143	2006	543,929	8	67,991
2007	1,098,921	16	68,683	2007	553,144	8	69,143	2007	545,777	8	68,222
2008	1,088,061	16	68,004	2008	553,144	8	69,143	2008	534,917	8	66,865
2009	1,086,095	16	67,881	2009	553,144	8	69,143	2009	532,951	8	66,619
2010	1,115,265	16	69,704	2010	553,144	8	69,143	2010	562,121	8	70,265
2011	1,077,697	16	67,356	2011	553,144	8	69,143	2011	524,553	8	65,569
2012	1,070,701	16	66,919	2012	553,144	8	69,143	2012	517,557	8	64,695
2013	1,057,807	16	66,113	2013	553,144	8	69,143	2013	504,663	8	63,083
2014	1,096,866	16	68,554	2014	553,144	8	69,143	2014	543,722	8	67,965
2015	1,045,359	16	65,335	2015	498,435	8	62,304	2015	546,924	8	68,366
2016	1,016,507	16	63,532	2016	517,273	8	63,532	2016	499,234	8	62,404
2017	1,040,119	16	65,007	2017	525,214	8	65,652	2017	514,905	8	64,363
2018	1,092,094	16	68,256	2018	516,161	8	64,520	2018	575,933	8	71,992
2019	1,047,496	16	65,469	2019	516,074	8	64,509	2019	531,422	8	66,428
2020	135,103	16	8,444	2020	84,527	8	10,566	2020	50,576	8	6,322
2021	1,137,282	17	66,899	2021	617,102	9	68,567	2021	520,180	8	65,023
2022	1,166,846	17	68,638	2022	548,929	8	68,616	2022	617,917	9	68,657
<b>Totals</b>	<b>50,966,975</b>	<b>966</b>	<b>52,761</b>	<b>Totals</b>	<b>24,515,454</b>	<b>483</b>	<b>50,757</b>	<b>Totals</b>	<b>26,451,521</b>	<b>483</b>	<b>54,765</b>



TENNESSEE TITANS

# PLAYOFF HISTORY AND RECORDS

## FRANCHISE PLAYOFF GAME HISTORY

SEASON/DATE	DAY	ROUND	OPPONENT	SITE	RESULT	SCORE	
						TITANS	OPP.
<b>1960 (10-4 regular season, 6-1 home, 4-3 road, First Place AFL East, Head Coach -- Lou Rymkus)</b>							
01/01/61	Sunday	AFL Championship	LA CHARGERS	Houston (Jeppesen Stadium)	W	24	16
<b>1961 (10-3-1 regular season, 6-1 home, 4-2-1 road, First Place AFL East, Head Coaches -- 5 games Lou Rymkus, 9 games Wally Lemm)</b>							
12/24/61	Sunday	AFL Championship	at San Diego	San Diego (Balboa Stadium)	W	10	3
<b>1962 (11-3 regular season, 6-1 home, 4-2 road, First Place AFL East, Head Coach -- Frank "Pop" Ivy)</b>							
12/23/62	Sunday	AFL Championship	DALLAS TEXANS	Houston (Jeppesen Stadium)	L (2 OT)	17	20
<b>1967 (9-4-1 regular season, 5-2 home, 4-2-1 road, First Place AFL East, Head Coach -- Wally Lemm)</b>							
12/31/67	Sunday	AFL Championship	at Oakland	Oakland (Alameda County Coliseum)	L	7	40
<b>1969 (6-6-2 regular season, 4-2-1 home, 2-4-1 road, Second Place AFL East, Head Coach -- Wally Lemm)</b>							
12/21/69	Sunday	AFL Divisional	at Oakland	Oakland (Alameda County Coliseum)	L	7	56
<b>1978 (10-6 regular season, 5-3 home, 5-3 road, Second Place AFC Central, Head Coach -- O.A. "Bum" Phillips)</b>							
12/24/78	Sunday	Wild Card	at Miami	Miami (Orange Bowl)	W	17	9
12/31/78	Sunday	Divisional	at New England	New England (Schaefer Stadium)	W	31	14
01/07/79	Sunday	Conference	at Pittsburgh	Pittsburgh (Three Rivers Stadium)	L	5	34
<b>1979 (11-5 regular season, 6-2 home, 5-3 road, Second Place AFC Central, Head Coach -- O.A. "Bum" Phillips)</b>							
12/23/79	Sunday	Wild Card	DENVER	Houston (Astrodome)	W	13	7
12/29/79	Saturday	Divisional	at San Diego	San Diego (San Diego Stadium)	W	17	14
01/06/80	Sunday	Conference	at Pittsburgh	Pittsburgh (Three Rivers Stadium)	L	13	27
<b>1980 (11-5 regular season, 6-2 home, 5-3 road, Tied First Place AFC Central, Head Coach -- O.A. "Bum" Phillips)</b>							
12/28/80	Sunday	Wild Card	at Oakland	Oakland (Alameda County Coliseum)	L	7	27
<b>1987 (9-6 regular season, 5-2 home, 4-4 road, Second Place AFC Central, Head Coach -- Jerry Glanville)</b>							
01/03/88	Sunday	Wild Card	SEATTLE	Houston (Astrodome)	W (OT)	23	20
01/10/88	Sunday	Divisional	at Denver	Denver (Mile High Stadium)	L	10	34
<b>1988 (10-6 regular season, 7-1 home, 3-5 road, Tied Second Place AFC Central, Head Coach -- Jerry Glanville)</b>							
12/24/88	Saturday	Wild Card	at Cleveland	Cleveland (Cleveland Stadium)	W	24	23
01/01/89	Sunday	Divisional	at Buffalo	Buffalo (Rich Stadium)	L	10	17
<b>1989 (9-7 regular season, 6-2 home, 3-5 road, Tied Second Place AFC Central, Head Coach -- Jerry Glanville)</b>							
12/31/89	Sunday	Wild Card	PITTSBURGH	Houston (Astrodome)	L (OT)	23	26
<b>1990 (9-7 regular season, 6-2 home, 3-5 road, Tied First Place AFC Central, Head Coach -- Jack Pardee)</b>							
01/06/91	Sunday	Wild Card	at Cincinnati	Cincinnati (Riverfront Stadium)	L	14	41
<b>1991 (11-5 regular season, 7-1 home, 4-4 road, First Place AFC Central, Head Coach -- Jack Pardee)</b>							
12/29/91	Sunday	Wild Card	NY JETS	Houston (Astrodome)	W	17	10
01/04/92	Saturday	Divisional	at Denver	Denver (Mile High Stadium)	L	24	26
<b>1992 (10-6 regular season, 5-3 home, 5-3 road, Second Place AFC Central, Head Coach -- Jack Pardee)</b>							
01/03/93	Sunday	Wild Card	at Buffalo	Buffalo (Rich Stadium)	L (OT)	38	41
<b>1993 (12-4 regular season, 7-1 home, 5-3 road, First Place AFC Central, Head Coach -- Jack Pardee)</b>							
01/16/94	Sunday	Divisional	KANSAS CITY	Houston (Astrodome)	L	20	28
<b>1999 (13-3 regular season, 8-0 home, 5-3 road, Second Place AFC Central, Head Coach -- Jeff Fisher)</b>							
01/08/00	Saturday	Wild Card	BUFFALO	Tennessee (LP Field)	W	22	16
01/16/00	Sunday	Divisional	at Indianapolis	Indianapolis (RCA Dome)	W	19	16
01/23/00	Sunday	Conference	at Jacksonville	Jacksonville (Alltel Stadium)	W	33	14
01/30/00	Sunday	Super Bowl XXXIV	ST. LOUIS	Atlanta (Georgia Dome)	L	16	23
<b>2000 (13-3 regular season, 7-1 home, 6-2 road, First Place AFC Central, Head Coach -- Jeff Fisher)</b>							
01/07/01	Sunday	Divisional	BALTIMORE	Tennessee (LP Field)	L	10	24
<b>2002 (11-5 regular season, 6-2 home, 5-3 road, First Place AFC South, Head Coach -- Jeff Fisher)</b>							
01/11/03	Saturday	Divisional	PITTSBURGH	Tennessee (LP Field)	W (OT)	34	31
01/19/03	Sunday	Conference	at Oakland	Oakland (Network Associates Coliseum)	L	24	41
<b>2003 (12-4 regular season, 7-1 home, 5-3 road, Second Place AFC South, Head Coach -- Jeff Fisher)</b>							
01/03/04	Saturday	Wild Card	at Baltimore	Baltimore (M&T Bank Stadium)	W	20	17
01/10/04	Saturday	Divisional	at New England	New England (Gillette Stadium)	L	14	17
<b>2007 (10-6 regular season, 5-3 home, 5-3 road, Third Place AFC South, Head Coach -- Jeff Fisher)</b>							
01/06/08	Sunday	Wild Card	at San Diego	San Diego (Qualcomm Stadium)	L	6	17
<b>2008 (13-3 regular season, 7-1 home, 6-2 road, First Place AFC South, Head Coach -- Jeff Fisher)</b>							
01/10/09	Saturday	Divisional	BALTIMORE	Tennessee (LP Field)	L	10	13
<b>2017 (9-7 regular season, 6-2 home, 3-5 road, Second Place AFC South, Head Coach -- Mike Mularkey)</b>							
01/06/18	Saturday	Wild Card	at Kansas City	Kansas City (Arrowhead Stadium)	W	22	21
01/13/18	Saturday	Divisional	at New England	New England (Gillette Stadium)	L	14	35
<b>2019 (9-7 regular season, 4-4 home, 5-3 road, Second Place AFC South, Head Coach -- Mike Vrabel)</b>							
01/04/20	Saturday	Wild Card	at New England	New England (Gillette Stadium)	W	20	13
01/11/20	Saturday	Divisional	at Baltimore	Baltimore (M&T Bank Stadium)	W	28	12
01/19/20	Sunday	Conference	at Kansas City	Kansas City (Arrowhead Stadium)	L	24	35
<b>2020 (11-5 regular season, 5-3 home, 6-2 road, First Place AFC South, Head Coach -- Mike Vrabel)</b>							
01/10/21	Sunday	Wild Card	BALTIMORE	Tennessee (Nissan Stadium)	L	13	20
<b>2021 (12-5 regular season, 7-2 home, 5-3 road, First Place AFC South, Head Coach -- Mike Vrabel)</b>							
01/22/22	Saturday	Divisional	CINCINNATI	Tennessee (Nissan Stadium)	L	16	19

**All-Time Playoff Record:** 17-23 (6-7 home, 11-15 road, 0-1 neutral site)

## ALL-TIME PLAYOFF LEADERS

### CAREER RUSHING YARDS

Player	Games	Att	Yds	Avg	TD
1. Eddie George	9	206	776	3.8	5
2. <b>Derrick Henry</b>	7	156	732	4.7	4
3. Earl Campbell	6	135	420	3.1	4
4. Steve McNair	9	54	349	6.5	6
5. Lorenzo White	7	76	264	3.5	1
6. Allen Pinkett	6	47	219	4.7	1
7. Tim Wilson	7	54	174	3.2	0
8. Alonzo Highsmith	5	26	149	5.7	0
9. Mike Rozier	4	48	147	3.1	2
10. Billy Cannon	3	44	135	3.1	0
Rob Carpenter	4	39	135	3.5	0

### CAREER RECEPTIONS

Player	Games	No	Yds	Avg	TD
1. Ernest Givins	10	60	774	12.9	8
2. Haywood Jeffires	8	41	513	12.5	3
3. Drew Hill	8	38	513	13.5	1
4. Frank Wycheck	9	37	313	8.5	1
5. Curtis Duncan	9	34	274	8.1	2
6. Derrick Mason	9	29	312	10.8	1
7. Tim Wilson	7	24	202	8.4	1
8. Eddie George	9	23	149	6.5	0
9. Mike Barber	7	16	329	20.6	2
A.J. Brown	5	16	289	18.1	2
10. Rob Carpenter	4	15	98	6.5	0
Corey Davis	6	15	166	11.1	3

### CAREER PASSING YARDS

Player	Games	Att	Cmp	Pct	Yds	TD	Int	Rate
1. Warren Moon	9	351	230	65.5	2,578	15	12	87.3
2. Steve McNair	9	282	166	58.9	1,591	6	9	68.4
3. Dan Pastorini	5	116	71	61.2	954	4	8	70.1
4. <b>Ryan Tannehill</b>	5	110	69	62.7	754	7	5	85.2
5. George Blanda	3	117	57	48.7	722	5	10	47.0
6. Marcus Mariota	5	69	42	60.9	463	4	1	94.1
7. Pete Beathard	2	81	33	40.7	351	2	4	41.7
8. Kerry Collins	1	42	26	61.9	281	0	1	71.6
9. Ken Stabler	1	26	15	57.7	243	0	2	57.1
10. Cody Carlson	2	33	16	48.5	165	2	1	70.9
11. Vince Young	1	29	16	55.2	138	0	1	53.5
12. Gifford Nielsen	4	24	13	54.2	129	1	2	48.8

### CAREER SCORING

Player	Games	TD	PAT	FG	Total
1. Al Del Greco	9	0	21	14	63
2. Ernest Givins	10	8	0	0	48
3. Steve McNair	9	6	0	0	36
Tony Zendejas	5	0	9	9	36
5. Toni Fritsch	7	0	11	8	35
6. Eddie George	5	5	0	0	30
7. Earl Campbell	4	4	0	0	24
<b>Derrick Henry</b>	7	4	0	0	24
8. Haywood Jeffires	8	3	0	0	18
Corey Davis	6	3	0	0	18
10. George Blanda	3	0	6	3	15
Joe Nedney	2	0	6	3	15

### CAREER FIELD GOALS

Player	Games	Made	Att	Pct	Lg
1. Al Del Greco	9	14	22	63.6	53
2. Tony Zendejas	5	9	14	64.3	49
3. Toni Fritsch	7	8	10	80.0	35
4. Rob Bironas	2	3	5	60.0	44
George Blanda	3	3	6	50.0	46
Joe Nedney	2	3	4	75.0	42
7. Gary Anderson	2	2	3	66.7	46
Stephen Gostkowski	1	2	2	100.0	45

### CAREER PUNTING AVERAGE

Player	Games	Punt	Yds	Avg	TB	In20	Lg
1. Brett Kern	7	34	1,570	46.2	4	17	63
2. Greg Montgomery	8	27	1,149	42.6	3	4	59
3. Ode Burrell	1	11	455	41.4	-	-	57
4. Craig Hentrich	11	51	2,090	41.0	4	17	66
5. Cliff Parsley	7	40	1,607	40.2	-	-	56
6. Jeff Gossett	2	6	239	39.8	0	1	57
7. Jim Norton	4	18	707	39.3	-	-	53
8. Charlie Milstead	1	5	170	34.0	-	-	43

### CAREER KICKOFF RETURN YARDS

Player	Games	No	Yds	Avg	TD
1. Derrick Mason	9	17	492	28.9	1
2. Bobby Jancik	2	9	239	26.6	0
3. Allen Pinkett	8	13	221	17.0	0
4. John Simon	2	9	201	22.3	0
5. Justin McCareins	4	8	148	18.5	0
6. Adoree' Jackson	6	6	126	21.0	0
7. Johnnie Dirden	2	5	109	21.8	0
8. Lorenzo White	7	7	108	15.4	0
9. Robert Woods	3	5	104	20.8	0
10. Ode Burrell	2	4	89	22.3	0
11. Zeke Moore	1	3	87	29.0	0

### CAREER INTERCEPTIONS

Player	Games	No	Yds	Avg	TD
1. Vernon Perry	4	6	75	12.5	1
2. Gregg Bingham	5	3	38	12.7	0
Bubba McDowell	6	3	90	30.0	1
Mike Reinfeldt	5	3	35	11.7	0
5. Richard Johnson	4	2	25	12.5	0
Samari Rolle	9	2	17	8.5	0
Greg Stemmick	5	2	0	0.0	0
8. <i>(25 players tied with one interception including Kevin Byard and Amani Hooker)</i>					

### CAREER SACKS (SINCE 1970)

Player	No
1. Elvin Bethea	5.0
Andy Dorris	5.0
3. <b>Harold Landry III</b>	4.5
4. Jason Fisk	3.5
5. William Fuller	3.0
Jevon Kearse	3.0
Jeffery Simmons	3.0

### CAREER TACKLES (SINCE 1974)

Player	No
1. Al Smith	55
2. Keith Bulluck	48
3. Gregg Bingham	45
4. <b>Kevin Byard</b>	44
5. John Grimsley	41

## INDIVIDUAL PLAYOFF RECORDS: SERVICE

### Most Games, Head Coach

11	Jeff Fisher, 1999-08
7	O.A. "Bum" Phillips, 1978-80
5	Jerry Glanville, 1987-89
5	Jack Pardee, 1990-93
5	<b>Mike Vrabel, 2018-21</b>

### Most Games Won, Head Coach

5	Jeff Fisher, 1999-08
4	O.A. "Bum" Phillips, 1978-80
2	Jerry Glanville, 1987-89

2	<b>Mike Vrabel, 2019</b>
---	--------------------------

### Most Games Lost, Head Coach

6	Jeff Fisher, 1999-08
4	Jack Pardee, 1990-93
3	Jerry Glanville, 1987-89
3	O.A. "Bum" Phillips, 1978-80
3	<b>Mike Vrabel, 2018-21</b>

## INDIVIDUAL PLAYOFF RECORDS: SCORING

### POINTS

#### Most Points, Career

63	Al Del Greco, (21 PAT, 14 FG)
48	Ernest Givins, (8 TD)
36	Steve McNair, (6 TD)
35	Toni Fritsch, (11 PAT, 8 FG)
33	Tony Zendejas, (9 PAT, 8 FG)

#### Most Points, Game

13	Al Del Greco, @ Indianapolis, 1/16/00
12	Mike Barber, @ New England, 12/31/78
12	Allen Pinkett, @ Cleveland, 12/24/88
12	Ernest Givins, vs. Pittsburgh, 12/31/89
12	Ernest Givins, @ Cincinnati, 1/6/91
12	Ernest Givins, vs. NY Jets, 12/29/91
12	Haywood Jeffires, @ Buffalo, 1/3/93
12	Steve McNair, @ Jacksonville, 1/23/00
12	Steve McNair, @ Oakland, 1/19/03
12	Corey Davis, @ New England, 1/13/18

#### Most Points, Opponent, Game

18	Andre Reed, @ Buffalo, 1/3/93
16	George Blanda, @ Oakland, 12/31/67
14	Gary Anderson, vs. Pittsburgh, 12/31/89
13	Evan McPherson, vs. Cincinnati 1/22/22
12	James White, @ New England, 1/13/18
12	Tyreek Hill, @ Kansas City, 1/19/20

### TOTAL TOUCHDOWNS

#### Most Touchdowns, Career

8	Ernest Givins, (8 receiving)
6	Steve McNair, (6 rushing)
5	Eddie George, (5 rushing)
4	Earl Campbell, (4 rushing)
4	<b>Derrick Henry, (4 rushing)</b>
3	Haywood Jeffires, (3 receiving)
3	Corey Davis, (3 receiving)

#### Most Touchdowns, Game

2	Mike Barber, @ New England, 12/31/78
2	Allen Pinkett, @ Cleveland, 12/24/88

2	Ernest Givins, vs. Pittsburgh, 12/31/89
2	Ernest Givins, @ Cincinnati, 1/6/91
2	Ernest Givins, vs. NY Jets, 12/29/93
2	Haywood Jeffires, @ Buffalo, 1/3/93
2	Steve McNair, @ Jacksonville, 1/23/00
2	Eddie George, vs. St. Louis, 1/30/00
2	Steve McNair, @ Oakland, 1/19/03
2	Corey Davis, @ New England, 1/13/18

#### Most Touchdowns, Opponent, Game

3	Andre Reed, @ Buffalo, 1/3/91
---	-------------------------------

#### Most Consecutive Games Scoring Touchdown

3	Ernest Givins, 1989-91
3	Eddie George, 1999-02
2	7 times, last by A.J. Brown, 2020-21

### POINTS AFTER TOUCHDOWN

#### Most Attempts, Career

21	Al Del Greco, 1991-93, 99-00
11	Toni Fritsch, 1979-80
9	Tony Zendejas, 1987-89
9	Greg Joseph, 2019

#### Most Attempts, Game

5	Al Del Greco, @ Buffalo, 1/3/93
4	Toni Fritsch, @ New England, 12/31/78
4	Al Del Greco, @ Jacksonville, 1/23/00
4	Joe Nedney, vs. Pittsburgh, 1/11/03
4	Greg Joseph, @ Baltimore 1/11/20

#### Most Made, Career

21	Al Del Greco, 1991-93, 99-00
11	Toni Fritsch, 1978-80
9	Tony Zendejas, 1987-89
9	Greg Joseph, 2019

#### Most Made, Game

5	Al Del Greco, @ Buffalo, 1/3/93
4	Al Del Greco, @ Indianapolis, 1/16/00
4	Toni Fritsch, @ New England, 12/31/78
4	Al Del Greco, @ Jacksonville, 1/23/00
4	Joe Nedney, vs. Pittsburgh, 1/11/03
4	Greg Joseph, @ Baltimore 1/11/20

#### Most Made, Opponent, Game

8	George Blanda, @ Oakland, 12/21/69
5	Jim Breech, @ Cincinnati, 1/6/91
5	Steve Christie, @ Buffalo, 1/3/93
5	Sebastian Janikowski, @ Oakland, 1/19/03
5	Harrison Butker, @ Kansas City, 1/19/20

#### Most Made, No Misses, Career

21	Al Del Greco, 1991-93, 99-00
11	Toni Fritsch, 1978-80
9	Tony Zendejas, 1987-89
9	Greg Joseph, 2019

### FIELD GOALS

#### Most Attempted, Career

22	Al Del Greco, 1991-93, 99-00
14	Tony Zendejas, 1987-89
9	Toni Fritsch, 1978-80

#### Most Attempted, Game

5	Tony Zendejas, vs. Seattle, 1/3/89
4	Al Del Greco, @ Indianapolis, 1/16/00
4	Al Del Greco, vs. Baltimore, 1/7/01
4	Tony Zendejas, vs. Pittsburgh, 12/31/88
4	Jeff Reed, vs. Pittsburgh, 1/11/03

#### Most Attempted, Opponent, Game

4	Jeff Wilkins, vs. St. Louis, 1/30/00
4	Roy Gerela, @ Pittsburgh, 1/7/79
4	Gary Anderson, vs. Pittsburgh, 12/31/89
4	Evan McPherson, vs. Cincinnati 1/22/22

#### Most Made, Career

14	Al Del Greco, 1991-93, 99-00
9	Tony Zendejas, 1987-89
7	Toni Fritsch, 1978-80

#### Most Made, Game

4	Al Del Greco, @ Indianapolis, 1/16/00
3	Al Del Greco, vs. Buffalo, 1/8/00
3	Tony Zendejas, vs. Seattle, 1/3/88
3	Tony Zendejas, vs. Pittsburgh, 12/31/89

#### Most Made, Opponent, Game

4	Roy Gerela, @ Pittsburgh, 1/7/79
---	----------------------------------

## INDIVIDUAL PLAYOFF RECORDS: SCORING

4	Evan McPherson, vs. Cincinnati 1/22/22
3	Mike Vanderjagt, @ Indianapolis, 1/16/00
3	Jeff Wilkins, vs. St. Louis, 1/30/00
3	Ben Agajanian, vs. LA Chargers, 1/1/61
3	Matt Bahr, @ Cleveland, 12/24/88
3	Jeff Reed, vs. Pittsburgh, 1/11/03

### Most Consecutive Games Made

9	Al Del Greco, 1991-93, 99-00
6	Toni Fritsch, 1978-80
5	Tony Zendejas, 1987-89

### Longest Field Goal

53	Al Del Greco, vs. NY Jets, 12/29/91
49	Al Del Greco, @ Indianapolis, 1/16/00
49	Tony Zendejas, vs. Seattle, 1/3/88
49	Tony Zendejas, @ Cleveland, 12/24/88
49	Al Del Greco, vs. Kansas City, 1/16/94
49	Ryan Succop, @ Kansas City, 1/6/18

### Highest Field Goal Percentage (5 attempts)

77.8	Toni Fritsch, 6 games (7-9)
64.3	Tony Zendejas, 5 games (9-14)
63.6	Al Del Greco, 9 games (14-22)

## SAFETIES

### Most, Career

1	Jevon Kearse, 1999
1	Ted Washington, 1979

### Most, Game

1	Jevon Kearse, vs. Buffalo, 1/8/00
1	Ted Washington, @ Pittsburgh, 1/7/79

## INDIVIDUAL PLAYOFF RECORDS: RUSHING

### RUSHING ATTEMPTS

#### Most Attempts, Career

206	Eddie George, 9 games
156	<b>Derrick Henry</b> , 7 games
135	Earl Campbell, 8 games
76	Lorenzo White, 7 games
54	Steve McNair, 9 games

#### Most Attempts, Game

34	<b>Derrick Henry</b> , @ New England, 1/4/20
30	<b>Derrick Henry</b> , @ Baltimore, 1/11/20
29	Eddie George, vs. Buffalo, 1/8/00
28	Eddie George, vs. St. Louis, 1/30/00
27	Earl Campbell, @ New England, 12/31/78
27	Earl Campbell, @ Oakland, 12/23/80
27	Eddie George, vs. Baltimore, 1/7/01
25	Eddie George, @ Baltimore, 1/3/04
23	<b>Derrick Henry</b> , @ Kansas City, 1/6/18

### RUSHING YARDS

#### Most Yards Gained, Career

776	Eddie George, 9 games
732	<b>Derrick Henry</b> , 7 games
420	Earl Campbell, 8 games
349	Steve McNair, 9 games
264	Lorenzo White, 7 games
219	Allen Pinkett, 6 games

#### Most Yards Gained, Game

195	<b>Derrick Henry</b> , @ Baltimore, 1/11/20
-----	--

182	<b>Derrick Henry</b> , @ New England, 1/4/20
162	Eddie George, @ Indianapolis, 1/16/00
156	<b>Derrick Henry</b> , @ Kansas City, 1/6/18
118	Earl Campbell, @ New England, 12/31/78
106	Eddie George, vs. Buffalo, 1/8/00

### Longest Run From Scrimmage

68t	Eddie George, @ Indianapolis, 1/16/00
66	<b>Derrick Henry</b> , @ Baltimore, 1/11/20
51	Steve McNair, @ Jacksonville, 1/23/00
45	D'Onta Foreman, vs. Cincinnati, 1/22/22
35	Earl Campbell, @ New England, 12/31/78
35	<b>Derrick Henry</b> , @ Kansas City, 1/6/18

### Highest Average Gain, Career (40 carries)

6.46	Steve McNair, 9 games (54-349)
4.69	<b>Derrick Henry</b> , 7 games (156-732)
4.66	Allen Pinkett, 6 games (47-219)
3.77	Eddie George, 9 games (206-776)
3.47	Lorenzo White, 5 games (76-264)
3.11	Earl Campbell, 8 games (135-420)

### Highest Average Gain, Game (10 carries)

6.78	<b>Derrick Henry</b> vs. Kansas City, 1/6/18 (23-156)
6.55	Chris Johnson, vs. Baltimore, 1/10/09 (11-72)
6.50	<b>Derrick Henry</b> , @ Baltimore, 1/11/20 (30-195)

6.23	Eddie George, @ Indianapolis, 1/16/00 (26-162)
5.35	<b>Derrick Henry</b> , @ New England, 1/4/20 (34-182)
4.37	Earl Campbell, @ New England, 12/31/78 (27-118)

### RUSHING TOUCHDOWNS

#### Most Touchdowns, Career

6	Steve McNair, 9 games
5	Eddie George, 9 games
4	Earl Campbell, 8 games
4	<b>Derrick Henry</b> , 7 games
2	Mike Rozier, 4 games

#### Most Touchdowns, Game

2	Eddie George, vs. St. Louis, 1/30/00
2	Steve McNair, @ Jacksonville, 1/23/00
2	Steve McNair, @ Oakland, 1/19/03
1	22 times, last by <b>Derrick Henry</b> vs. Cincinnati, 1/22/22

#### Most Consecutive Games Rushing for TD's

3	Eddie George, 1999-02
2	Chris Brown, 2004
2	Steve McNair, 2002
2	Earl Campbell, 1978



## INDIVIDUAL PLAYOFF RECORDS: PASSING

### PASSER RATING

#### Passer Rating, Career (min. 100 attempts)

87.3	Warren Moon, 9 games
85.2	<b>Ryan Tannehill</b> , 5 games
72.3	Dan Pastorini, 5 games
68.4	Steve McNair, 9 games

### PASS ATTEMPTS

#### Most Passes Attempted, Career

351	Warren Moon, 9 games
282	Steve McNair, 9 games
117	George Blanda, 3 games
116	Dan Pastorini, 5 games

#### Most Passes Attempted, Game

50	Warren Moon, @ Buffalo, 1/3/93
48	Warren Moon, vs. Pittsburgh, 12/31/89
46	George Blanda, vs. Dallas Texans, 12/23/62
46	Pete Beathard, @ Oakland, 12/21/69
46	Steve McNair, vs. Baltimore, 1/7/01

### PASS COMPLETIONS

#### Most Completions, Career

230	Warren Moon, 9 games
166	Steve McNair, 9 games
71	Dan Pastorini, 5 games
69	<b>Ryan Tannehill</b> , 5 games
57	George Blanda, 3 games

#### Most Completions, Game

36	Warren Moon, @ Buffalo, 1/3/93
32	Warren Moon, vs. Kansas City, 1/16/94
29	Warren Moon, vs. Pittsburgh, 12/31/89

### COMPLETION PERCENTAGE

#### Highest Completion Percentage, Career (100 att)

65.5	Warren Moon, 9 games
62.7	<b>Ryan Tannehill</b> , 5 games
61.2	Dan Pastorini, 5 games
58.9	Steve McNair, 9 games

#### Highest Completion Percentage, Game (10 att)

80.0	Dan Pastorini, @ New England, 12/31/78 (12-15)
75.0	Warren Moon, @ Denver, 1/4/92 (27-36)
74.4	Warren Moon, vs. Kansas City, 1/16/94 (32-43)

### PASSING YARDS

#### Most Yards Gained, Career

2,578	Warren Moon, 9 games
1,591	Steve McNair, 9 games
954	Dan Pastorini, 5 games
754	<b>Ryan Tannehill</b> , 5 games
722	George Blanda, 3 games

#### Most Yards Gained, Game

371	Warren Moon, @ Buffalo, 1/3/93
338	Steve McNair, vs. Pittsburgh, 1/11/03
325	Warren Moon, @ Denver, 1/4/92
315	Warren Moon, vs. Pittsburgh, 12/31/89

#### Most Games, 300 or More Yards Passing, Career

4	Warren Moon, 9 games
---	----------------------

#### Most Consec. Games, 300 or More Yards Passing

3	Warren Moon, 1991-93
---	----------------------

#### Longest Pass Completion

88t	George Blanda (to Billy Cannon), vs. LA Chargers, 1/1/61
71t	Dan Pastorini (to Ken Burrough), @ N.E., 12/31/78
55	Dan Pastorini (to Mike Barber), @ Miami, 12/24/78
49t	Steve McNair (to Justin McCareins), @ Balt., 1/3/04

#### Highest Average Gain, Career (100 attempts)

8.22	Dan Pastorini, 5 games (116-954)
7.31	Warren Moon, 9 games (351-2578)
6.85	<b>Ryan Tannehill</b> , 5 games (110-754)
6.17	George Blanda, 3 games (117-722)

#### Highest Average Gain, Game (20 attempts)

10.55	Dan Pastorini, @ New England, 12/31/78
9.17	<b>Ryan Tannehill</b> , vs. Cincinnati, 1/22/22
9.03	Warren Moon, @ Denver, 1/4/92
8.53	Warren Moon, vs. Seattle, 1/3/88

### TOUCHDOWN PASSES

#### Most Touchdown Passes, Career

15	Warren Moon, 9 games
7	<b>Ryan Tannehill</b> , 5 games
6	Steve McNair, 9 games
5	George Blanda, 3 games
4	Dan Pastorini, 5 games
4	Marcus Mariota, 5 games

#### Most Touchdown Passes, Game

4	Warren Moon, @ Buffalo, 1/3/93
3	George Blanda, vs. LA Chargers, 1/1/61
3	Dan Pastorini, @ New England, 12/31/78
3	Warren Moon, @ Denver, 1/4/92

#### Most Consecutive Games Touchdown Pass

5	<b>Ryan Tannehill</b> , 2019-21
4	Steve McNair, 2002-03
4	Warren Moon, 1991-93
3	George Blanda, 1960-62
3	Warren Moon, 1987-88

### PASSES HAD INTERCEPTED

#### Lowest Percentage, Passes Had Intercepted, Career (100 attempts)

3.19	Steve McNair, 9 games (282-9)
3.42	Warren Moon, 9 games (351-12)
4.54	<b>Ryan Tannehill</b> , 5 games (110-5)
6.90	Dan Pastorini, 5 games (116-8)
8.54	George Blanda, 3 games (117-10)

#### Most Attempts Without Interception, Game

48	Warren Moon, vs. Pittsburgh, 12/31/89
37	Marcus Mariota, @ New England, 1/13/18
36	Steve McNair, vs. St. Louis, 1/30/99
36	Steve McNair, @ Oakland, 1/19/03
31	<b>Ryan Tannehill</b> , @ Kansas City, 1/19/20
29	Dan Pastorini, @ Miami, 12/24/78

#### Most Passes Had Intercepted, Career

12	Warren Moon, 9 games
10	George Blanda, 3 games
9	Steve McNair, 9 games
8	Dan Pastorini, 5 games
5	<b>Ryan Tannehill</b> , 5 games

#### Most Passes Had Intercepted, Game

5	George Blanda, @ San Diego, 12/25/61
5	George Blanda, vs. Dallas Texans, 12/23/62
5	Dan Pastorini, @ Pittsburgh, 1/7/79

## INDIVIDUAL PLAYOFF RECORDS: RECEIVING

### RECEPTIONS

#### Most Receptions, Career

60	Ernest Givins, 1987-93
41	Haywood Jeffires, 1988-93
38	Drew Hill, 1987-91
29	Derrick Mason, 1997-03

#### Most Receptions, Game

11	Ernest Givins, vs. Pittsburgh, 12/31/89
10	Frank Wycheck, vs. Pittsburgh, 1/11/03
10	Justin Gage, vs. Baltimore, 1/10/09
9	Drew Hill, vs. NY Jets, 12/29/91
9	Ernest Givins, @ Buffalo, 1/3/93
9	Haywood Jeffires, vs. Kansas City, 1/16/94

#### Most Consecutive Games, Pass Receptions

8	Haywood Jeffires, 1988-93
7	Frank Wycheck, 1999-2002
6	Ernest Givins, 1989-93
6	Derrick Mason, 1999-2003
	<b>Derrick Henry</b> , 2017-20
	Jonnu Smith, 2017-20

### YARDS GAINED

#### Most Yards Gained, Career

774	Ernest Givins, 8 games
513	Drew Hill, 7 games
513	Haywood Jeffires, 7 games
312	Derrick Mason, 9 games

#### Most Yards Gained, Game

142	A.J. Brown, vs. Cincinnati, 1/22/22
136	Ernest Givins, vs. Pittsburgh, 12/31/89
135	Justin Gage, vs. Baltimore, 1/10/09
128	Billy Cannon, vs. L.A., 1/1/61
123	Frank Wycheck, vs. Pittsburgh, 1/11/03
117	Ernest Givins, @ Buffalo, 1/3/93

#### Most Games, 100 or More Receiving Yards, Career

3	Ernest Givins
1	Ken Burrough
1	Mike Barber
1	Frank Wycheck
1	A.J. Brown

#### Most Consecutive Games, 100 or More Receiving Yards

2	Ernest Givins
---	---------------

#### Longest Reception

88t	Billy Cannon, vs. LA Chargers, 1/1/61
71t	Ken Burrough, @ Miami, 12/24/78
55	Mike Barber, @ New England, 12/31/78
49t	Justin McCareins, @ Baltimore, 1/3/04

### AVERAGE GAIN

#### Highest Average Gain, Career (14 receptions)

22.1	Mike Barber, (14-309)
18.4	A.J. Brown, (16-289)
13.5	Drew Hill, (38-513)
12.9	Ernest Givins, (60-774)

#### Highest Average Gain, Game (5 receptions)

28.4	A.J. Brown, vs. Cincinnati, 1/22/22 (5-142)
18.6	Drew Hill, @ Denver, 1/10/88 (5-93)
18.5	Ernest Givins, @ Denver, 1/4/92 (6-111)
17.2	Ken Burrough, @ Miami, 12/24/78 (6-103)
14.2	Eric Decker, @ New England, 1/13/18 (6-85)
13.8	A.J. Brown, vs. Baltimore, 1/10/21 (6-83)

### TOUCHDOWNS

#### Most Touchdowns, Career

8	Ernest Givins, 8 games
3	Haywood Jeffires, 7 games
3	Corey Davis, 6 games
2	Billy Cannon, 2 games
2	Mike Barber, 2 games
2	Curtis Duncan, 5 games
2	Anthony Firkser, 5 games
2	A.J. Brown, 5 games

#### Most Touchdowns, Game

2	6 times, last by Corey Davis @ New England, 1/13/18
---	---

#### Most Consecutive Games with Touchdown Reception

3	Ernest Givins, 1989-91
2	Billy Cannon, 1960-61
2	Curtis Duncan, 1991-92
2	Haywood Jeffires, 1991-92
2	A.J. Brown, 2021-22

## INDIVIDUAL PLAYOFF RECORDS: INTERCEPTIONS

### INTERCEPTIONS

#### Most Interceptions, Career

5	Vernon Perry, 4 games
4	Mike Reinfeldt, 7 games
3	Bubba McDowell, 6 games
2	Samari Rolle, 9 games

#### Most Interceptions, Game

4*	Vernon Perry, @ San Diego, 12/29/79
2	Mike Reinfeldt, @ New England, 12/31/78
2	Bubba McDowell, vs. NY Jets, 12/29/91

### INT. RETURN YARDS

#### Most Yards Gained, Career

90	Bubba McDowell, 6 games
75	Vernon Perry, 4 games
35	Mike Reinfeldt, 7 games

#### Most Yards Gained, Game

75t	Vernon Perry, @ Pittsburgh, 1/6/80
58t	Bubba McDowell, @ Buffalo, 1/3/93
32	Bubba McDowell, vs. NY Jets, 12/29/92

#### Longest Return

75t	Vernon Perry, @ Pittsburgh, 1/6/80
58t	Bubba McDowell, @ Buffalo, 1/3/93
31	Bubba McDowell, vs. NY Jets, 12/29/92
31	<b>Kevin Byard</b> , @ Baltimore, 1/11/20

### INTERCEPTIONS FOR TDs

#### Most Touchdowns, Career

1	Vernon Perry, 1980
1	Bubba McDowell, 1993
1	Logan Ryan, 2017-19

#### Most Touchdowns, Game

1	Vernon Perry, @ Pittsburgh, 1/6/80
1	Bubba McDowell, @ Buffalo, 1/3/93
1	Logan Ryan, @ New England, 1/4/20

\* NFL Record

## INDIVIDUAL PLAYOFF RECORDS: PUNTING

### PUNTS

#### Most Punts, Career

51	Craig Hentrich, 11 games
34	Brett Kern, 7 games
31	Cliff Parsley, 7 games
27	Greg Montgomery, 8 games

#### Most Punts, Game

11	Jim Norton, @ Oakland, 12/31/67
11	Ode Burrell, @ Oakland, 12/21/69
7	Craig Hentrich, vs. Buffalo, 1/8/00
7	Brett Kern, @ New England, 1/13/18
6	Cliff Parsley, @ New England, 12/31/78
6	Cliff Parsley, @ San Diego, 12/29/79
6	Greg Montgomery, @ Cincinnati, 1/6/91
6	Craig Hentrich, @ Baltimore, 1/3/04
6	Brett Kern, @ New England, 1/4/20
6	Brett Kern, @ Baltimore, 1/11/20

### PUNTING YARDS

#### Longest Punt

66	Craig Hentrich, vs. Baltimore, 1/10/09
63	Craig Hentrich, @ Baltimore, 1/3/04
62	Brett Kern, @ New England, 1/13/18
59	Greg Montgomery, vs. Kansas City, 1/6/94
58	Brett Kern, @ New England, 1/4/20
57	Ode Burrell, @ Oakland, 12/21/69
57	Craig Hentrich, @ Indianapolis, 1/16/00
57	Brett Kern @ Kansas City, 1/6/18

#### Highest Average Yardage, Career (10 punts)

46.2	Brett Kern (34-1570)
42.6	Greg Montgomery (27-1149)
42.3	Ode Burrell (11-465)

#### Highest Average Yardage, Game (5 punts)

52.5	Brett Kern, @ Baltimore, 1/11/20 (6-315)
52.0	Craig Hentrich, @ Indianapolis, 1/16/00, (5-260)

48.6	Greg Montgomery, vs. Kansas City, 1/16/94 (5-243)
45.8	Brett Kern, @ New England, 1/4/20 (6-275)
45.6	Brett Kern, vs. Baltimore, 1/10/21 (5-228)
45.1	Brett Kern, @ New England, 1/13/18 (7-316)
44.7	Craig Hentrich, @ Baltimore, 1/3/04 (6-268)
44.6	Greg Montgomery, @ Buffalo, 1/1/89 (5-223)

## INDIVIDUAL PLAYOFF RECORDS: PUNT RETURNS

### PUNT RETURNS

#### Most Punt Returns, Career

21	Derrick Mason, 9 games
9	Richard Ellender, 3 games
5	Kenny Johnson, 2 games
5	Robert Woods, 2 games

#### Most Punt Returns, Game

6	Derrick Mason, @ Baltimore, 1/3/04
5	Derrick Mason, vs. Buffalo, 1/8/00
5	Richard Ellender, @ Denver, 12/23/79
4	Kenny Johnson, vs. Seattle, 1/3/88

### PUNT RETURN YARDS

#### Most Yards Gained, Career

173	Derrick Mason, 9 games
75	Richard Ellender, 3 games
27	Kenny Johnson, 2 games
27	Bobby Gordon, 1 game

#### Most Yards Gained, Game

70	Derrick Mason, @ Baltimore, 1/3/04
49	Derrick Mason, @ Indianapolis, 1/16/00
42	Richard Ellender, @ Denver, 12/23/79
27	Bobby Gordon, vs. LA Chargers, 1/1/61
27	Kenny Johnson, vs. Seattle, 1/3/88

#### Longest Return

27	Bobby Gordon, vs. LA Chargers, 1/1/61
25	Richard Ellender, @ San Diego, 12/29/79
19	Derrick Mason, @ Indianapolis, 1/16/00
19	Gerald McNeil, @ Cincinnati, 1/6/91

#### Highest Average Gain, Career (5 returns)

8.3	Richard Ellender (9-75)
8.2	Derrick Mason (21-173)
5.4	Kenny Johnson (5-27)

#### Highest Average Gain, Game (3 returns)

16.3	Derrick Mason, @ Indianapolis, 1/16/00 (3-49)
11.7	Derrick Mason, @ Baltimore, 1/3/04 (6-70)
8.5	Richard Ellender, @ Denver, 12/23/79 (5-42)
6.8	Kenny Johnson, vs. Seattle, 1/3/88 (4-27)

## INDIVIDUAL PLAYOFF RECORDS: KICKOFF RETURNS

### KICKOFF RETURNS

#### Most Kickoff Returns, Career

17	Derrick Mason, 7 games
13	Allen Pinkett, 8 games
9	Bobby Jancik, 3 games
9	John Simon, 2 games
8	Justin McCareins, 4 games
7	Lorenzo White, 6 games

#### Most Kickoff Returns, Game

5	Derrick Mason, vs. St. Louis, 1/30/00
5	Bobby Jancik, vs. Dallas Texans, 12/23/62
5	John Simon, @ Oakland, 1/19/03
4	Adoree' Jackson, @ New England, 1/13/18

### KICKOFF RETURN YARDS

#### Most Yards Gained, Career

492	Derrick Mason, 7 games
239	Bobby Jancik, 2 games
221	Allen Pinkett, 6 games

#### Most Yards Gained, Game

174	Derrick Mason, @ Jacksonville, 1/23/00
122	Derrick Mason, vs. St. Louis, 1/30/00

## INDIVIDUAL PLAYOFF RECORDS: KICKOFF RETURNS

115	John Simon, @ Oakland, 1/19/03
100	Bobby Jancik, @ Oakland, 12/31/67
83	Adoree' Jackson, @ New England, 1/13/18

### Longest Return

80t	Derrick Mason, @ Jacksonville, 1/23/00
48	Bobby Jancik, vs. Dallas Texans, 12/23/62
47	Derrick Mason, @ Indianapolis, 1/16/00

### Highest Average Gain, Career (5 returns)

28.9	Derrick Mason, 7 games
26.6	Bobby Jancik, 2 games
22.3	John Simon, 2 games
21.0	Adoree' Jackson, 6 games
20.8	Robert Woods, 3 games

### Highest Average Gain, Game (3 returns)

43.5	Derrick Mason, @ Jacksonville, 1/23/00 (4-174)
31.3	Derrick Mason, vs. Buffalo, 1/8/2000 (3-94)
29.0	Zeke Moore @ Oakland 12/31/67 (3-87)

## TEAM PLAYOFF RECORDS: SCORING

### TEAM POINTS

#### Most Points in a Game

38	@ Buffalo, 1/3/93 (Buffalo 41, Oilers 38)
34	vs. Pittsburgh, 1/11/03 (Titans 34, Steelers 31, OT)
33	@ Jacksonville, 1/23/00 (Titans 33, Jac 14)
31	@ New England, 12/31/78 (Oilers 31, New England 14)

#### Most Points in a Game, Opponent

56	@ Oakland, 12/21/69 (Oakland 56, Oilers 7)
41	@ Buffalo, 1/3/93 (Buffalo 41, Oilers 38 OT)
41	@ Cincinnati, 1/6/91 (Cincinnati 41, Oilers 14)
41	@ Oakland, 1/19/03 (Raiders 41, Titans 24)

#### Fewest Points in a Game

5	@ Pittsburgh, 1/7/79 (Pittsburgh 34, Oilers 5)
6	@ San Diego, 1/6/08 (SD 17, Titans 6)
7	3 times, last @ Oakland, 12/28/80 (Oakland 27, Oilers 7)

#### Fewest Points in a Game, Opponent

3	@ San Diego, 12/24/61 (Oilers 10, San Diego 3)
7	vs. Denver, 12/23/79 (Oilers 13, Denver 7)
9	@ Miami, 12/24/78 (Oilers 17, Miami 9)

#### Most Decisive Win

19	@ Jacksonville, 1/23/00 (Titans 33, Jacksonville 14)
----	--

17	@ New England, 12/31/78 (Oilers 31, N.E. 14)
16	@ Baltimore, 1/11/20 (Titans 28, Baltimore 12)
8	@ Miami, 12/24/78 (Oilers 17, Miami 9)
8	vs. LA Chargers, 1/1/61 (Oilers 24, LA Chargers 16)

#### Most Decisive Loss

49	@ Oakland, 12/21/69 (Oakland 56, Oilers 7)
33	@ Oakland, 12/31/67 (Oakland 40, Oilers 7)
29	@ Pittsburgh, 1/7/79 (Pittsburgh 34, Oilers 5)
21	@ New England, 1/13/18 (Patriots 35, Titans 14)

#### Most Points in a Game, Both Teams

79	@ Buffalo, 1/3/93 (Buffalo 41, Oilers 38 OT)
65	@ Oakland, 1/19/03 (Raiders 41, Titans 24)
65	vs. Pittsburgh, 1/11/03 (Titans 34, Steelers 31)
63	@ Oakland, 12/21/69 (Oakland 56, Oilers 7)
55	@ Cincinnati, 1/6/91 (Cincinnati 41, Oilers 14)
49	@ New England, 1/13/18 (Patriots 35, Titans 14)

#### Most Points, Each Half

1st	28, @ Buffalo, 1/3/93
2nd	23, @ Jacksonville, 1/23/00

#### Most Points, Each Half, Opponent

1st	35, @ Oakland, 12/21/69
2nd	35, @ Buffalo, 1/3/93

#### Most Points, Each Quarter

1st	14, @ Denver, 1/4/92, vs. Pittsburgh, 1/11/03
2nd	21, @ Buffalo, 1/3/93 21, @ New England, 12/31/78
3rd	16, @ Jacksonville, 1/23/00
4th	14, vs Pittsburgh, 12/31/89
OT	3, vs. Pittsburgh, 1/11/03

#### Most Points, Each Quarter, Opponent

1st	28 @ Oakland, 12/21/69
2nd	21, @ New England, 1/13/18
3rd	28, @ Buffalo, 1/3/93
4th	21, vs Kansas City, 1/16/94

## TEAM TOUCHDOWNS

#### Most Touchdowns in a Game

5	@ Buffalo, 1/3/93
---	-------------------

#### Most Touchdowns in a Game, Opponent

8	@ Oakland, 12/21/69
---	---------------------

#### Most Touchdowns in a Game, Both Teams

10	@ Buffalo, 1/3/93 (Buffalo 5, Oilers 5)
----	---

#### Fewest Touchdowns in a Game, Both Teams

1	@ San Diego, 12/21/61 (Oilers 1, San Diego 0)
---	---

## TEAM PLAYOFF RECORDS: FIRST DOWNS

### Most First Downs in a Game

31	vs. Pittsburgh, 1/11/18
28	@ Oakland, 1/19/03
27	vs. St. Louis, 1/30/00
27	@ Buffalo, 1/3/93
27	vs. Seattle, 1/3/88

### Most First Downs in a Game, Opponent

31	@ New England, 1/13/18
29	@ Baltimore, 1/11/20
26	@ Denver, 1/4/92
25	@ San Diego, 12/29/79
25	@ Oakland, 1/19/03
24	@ Cincinnati, 1/6/91

### Most First Downs in a Game, Both Teams

53	@ Oakland, 1/19/03 (Titans 28, Raiders 25)
50	vs. St. Louis, 1/30/00 (Titans 27, St. Louis 23)
50	vs. Pittsburgh, 1/11/03 (Titans 29, Steelers 21)
49	@ Denver, 1/4/92 (Denver 26, Oilers 23)
46	@ Buffalo, 1/3/93 (Oilers 27, Buffalo 19)
46	@ New England, 1/13/18 (Patriots 35, Titans 14)

### Fewest First Downs in a Game

10	@ Pittsburgh, 1/7/79
11	@ Pittsburgh, 1/6/80
11	@ Oakland, 12/31/67
12	vs. Baltimore, 1/10/21

### Fewest First Downs in a Game, Opponent

6	vs. Baltimore, 1/7/01
9	vs. Baltimore, 1/10/09
11	vs. Seattle, 1/3/88
12	@ Oakland, 12/28/80

### Fewest First Downs in a Game, Both Teams

28	@ Oakland, 12/31/67 (Oakland 18, Oilers 10)
28	@ Baltimore, 1/3/04 (Titans 16, Ravens 12)
29	vs. Baltimore, 1/7/01 (Titans 23, Ravens 6)
29	vs. Buffalo, 1/8/00 (Titans 16, Bills 13)
30	vs. Baltimore, 1/10/09 (Titans 21, Ravens 9)

### Most First Downs in a Game, Rushing

13	@ New England, 1/4/20
12	vs. St. Louis, 1/30/00

### Most First Downs in a Game, Rushing, Opponent

15	@ Cincinnati, 1/6/91
----	----------------------

### Most First Downs in a Game, Rushing, Both Teams

19	@ Cincinnati, 1/6/91 (Cincinnati 15, Oilers 4)
19	@ New England, 1/4/20 (Tennessee 13, New England 6)
19	@ Baltimore, 1/11/20 (Tennessee 9, Baltimore 10)

### Fewest First Downs in a Game, Rushing

1	@ Oakland, 12/21/69
	vs. Baltimore, 1/10/21
3	@ New England, 1/13/18

### Fewest First Downs in a Game, Rushing, Opponent

1	@ Baltimore, 1/3/04
1	vs. St. Louis, 1/30/00
1	vs. Seattle, 1/3/88

### Fewest First Downs in a Game, Rushing, Both Teams

6	@ Oakland, 12/21/69 (Oakland 5, Oilers 1)
---	---

### Most First Downs in a Game, Passing

18	@ Buffalo, 1/3/93
18	vs. Pittsburgh, 12/31/89
18	vs. Seattle, 1/3/88
18	vs. Pittsburgh, 1/11/03

### Most First Downs in a Game, Passing, Opponent

20	@ New England, 1/13/18
18	vs. St. Louis, 1/30/00
18	@ Baltimore, 1/11/20
17	@ San Diego, 12/29/79

### Most First Downs in a Game, Passing, Both Teams

31	vs. St. Louis, 1/30/00 (St. Louis 18, Titans 13)
31	@ Buffalo, 1/3/93 (Oilers 18, Buffalo 13)

31	@ New England, 1/13/18 (Patriots 20, Titans 11)
----	---

### Fewest First Downs in a Game, Passing

3	@ Pittsburgh, 1/7/79
---	----------------------

### Fewest First Downs in a Game, Passing, Opponent

4	vs. Baltimore, 1/7/01
5	vs. Dallas Texans, 12/23/62
5	vs. Baltimore, 1/10/09

### Fewest First Downs in a Game, Passing, Both Teams

11	vs. Buffalo, 1/8/00 (Buffalo 6, Titans 5)
11	@ Oakland, 12/31/67 (Oakland 6, Oilers 5)

### Most First Downs in a Game, Penalty

7	@ Oakland, 1/19/03
4	@ San Diego, 12/24/61

### Most First Downs in a Game, Penalty, Opponent

5	vs. Pittsburgh, 1/11/03
4	vs. St. Louis, 1/30/00
4	@ Cleveland, 12/24/88
4	vs. Dallas Texans, 12/23/62

### Most First Downs in a Game, Penalty, Both Teams

10	@ Oakland, 1/19/03 (Titans 7, Raiders 3)
6	vs. St. Louis, 1/30/00 (St. Louis 4, Titans 2)
6	vs. Pittsburgh, 1/11/03 (Steelers 5, Titans 1)
5	@ Buffalo, 1/1/89 (Buffalo 3, Oilers 2)
5	@ San Diego, 12/23/61 (Oilers 4, San Diego 1)

### Fewest First Downs in a Game, Penalty, Both Teams

0	vs. Seattle, 1/3/88
0	@ Baltimore, 1/3/04
0	vs. Cincinnati, 1/22/22

## TEAM PLAYOFF RECORDS: NET YARDS GAINED RUSHING AND PASSING

### Most Yards Gained in a Game

437	vs. Seattle, 1/3/88
430	vs. Pittsburgh, 1/11/03
429	@ Buffalo, 1/3/93
422	@ Denver, 1/4/92

### Most Yards Gained in a Game, Opponent

530	@ Baltimore, 1/11/20
438	@ New England, 1/13/18
436	vs. St. Louis, 1/30/00
418	@ Denver, 1/4/92
412	@ Oakland, 12/21/69

### Most Yards Gained in a Game, Both Teams

840	@ Denver, 1/4/92
830	@ Baltimore, 1/11/20
803	vs. St. Louis, 1/30/00
795	@ Buffalo, 1/3/93

### Fewest Yards Gained in a Game

142	@ Pittsburgh, 1/7/79
146	@ Oakland, 12/31/67
197	@ Oakland, 12/21/69

### Fewest Yards Gained in a Game, Opponent

134	vs. Baltimore, 1/7/01
-----	-----------------------

209	@ Miami, 12/24/78
211	vs. Baltimore, 1/10/09
216	vs. Denver, 12/23/79

### Fewest Yards Gained in a Game, Both Teams

413	vs. Buffalo, 1/8/00
451	vs. Baltimore, 1/7/01
498	vs. Denver, 12/23/79
510	@ Oakland, 12/31/67

## TEAM PLAYOFF RECORDS: RUSHING

### TEAM RUSHING ATTEMPTS

#### Most Rushing Attempts in a Game

54	@ New England, 12/31/78
50	vs. Seattle, 1/3/88
45	@ Miami, 12/24/78

#### Most Rushing Attempts in a Game, Opponent

54	vs. Dallas Texans, 12/23/62
48	@ Oakland, 12/31/67
47	@ Pittsburgh, 1/7/79

#### Fewest Rushing Attempts in a Game

13	@ Cincinnati, 1/6/91
16	@ New England, 1/13/18
19	@ Denver, 1/4/92
19	@ Oakland, 12/21/69

#### Fewest Rushing Attempts in a Game, Opponent

11	vs. Seattle, 1/3/88
13	vs. St. Louis, 1/30/00
16	@ Baltimore, 1/3/04
16	@ Kansas City, 1/6/18
17	@ Oakland, 1/19/03
18	vs. Cincinnati, 1/22/22

### TEAM RUSHING YARDS

#### Most Yards Gained in a Game Rushing

217	@ Baltimore, 1/11/20
202	@ Kansas City, 1/6/18
201	@ New England, 1/4/20
197	@ Indianapolis, 1/16/00
178	vs. Seattle, 1/3/88
177	@ Jacksonville, 1/23/00
165	@ Baltimore, 1/3/04

#### Most Yards Gained in a Game Rushing, Opponent

263	@ Oakland, 12/31/67
236	vs. Baltimore, 1/10/21
199	vs. Dallas Texans, 12/23/62
187	@ Cincinnati, 1/6/91

#### Most Yards Gained in a Game Rushing, Both Teams

402	@ Baltimore, 1/11/20 (Titans 217, Ravens 185)
321	@ Jacksonville, 1/23/00 (Titans 177, Jaguars 144)
301	@ Oakland, 12/31/67 (Oakland 263, Oilers 38)
299	@ New England, 1/4/20 (Tennessee 201, New England 98)
297	vs. Dallas Texans, 12/23/62 (Dallas 199, Oilers 98)

#### Fewest Yards Gained in a Game Rushing

24	@ Pittsburgh, 1/6/80
28	@ Oakland, 12/21/69
38	@ Oakland, 12/31/67
51	vs. Baltimore, 1/10/21
65	@ New England, 1/13/18

#### Fewest Yards Gained in a Game Rushing, Opponent

29	vs. St. Louis, 1/30/00
29	vs. Seattle, 1/3/88
49	vs. Baltimore, 1/7/01
50	vs. Baltimore, 1/10/09
54	@ Baltimore, 1/3/04
61	@ Denver, 1/10/88
65	vs. Cincinnati, 1/22/22

#### Fewest Yards Gained in a Game Rushing, Both Teams

110	vs. Kansas City, 1/16/94 (K.C. 71, Oilers 39)
134	@ Denver, 1/10/88 (Oilers 73, Denver 61)
138	@ Oakland, 12/21/69 (Oakland 37, Oilers 19)

#### Highest Average Gain in a Game

6.5	@ Kansas City, 1/6/18
6.0	@ Indianapolis, 1/16/00
5.9	@ Baltimore, 1/11/20
5.2	@ Cincinnati, 1/6/91
5.2	vs. Cincinnati, 1/22/22

#### Highest Average Gain in a Game, Opponent

6.7	vs. Baltimore, 1/10/21
6.4	@ Baltimore, 1/11/20
6.3	vs. Jacksonville, 1/23/00
5.9	vs. Pittsburgh, 12/31/89

#### Lowest Average Gain in a Game

1.1	@ Pittsburgh, 1/6/80
-----	----------------------

#### Lowest Average Gain in a Game, Opponent

1.7	vs. Baltimore, 1/10/09
2.1	vs. Baltimore, 1/7/01
2.1	@ Denver, 1/10/88
2.1	@ San Diego, 1/6/08

## TEAM PLAYOFF RECORDS: PASSING

### TEAM PASSING ATTEMPTS

#### Most Passes Attempted in a Game

50	@ Buffalo, 1/3/93
47	vs. Baltimore, 1/7/01
46	@ Oakland, 12/21/69
46	vs. Dallas Texans, 12/23/62

#### Most Passes Attempted in a Game, Opponent

59	@ Baltimore, 1/11/20
53	@ New England, 1/13/18
47	@ San Diego, 12/29/79
45	vs. St. Louis, 1/30/00
43	@ Indianapolis, 1/16/00

#### Most Passes Attempted in a Game, Both Teams

90	@ New England, 1/13/18 (Patriots 53, Titans 37)
87	vs. Pittsburgh, 1/11/03 (Titans 45, Steelers 42)
84	@ Buffalo, 1/3/93 (Oilers 50, Buffalo 34)
81	vs. St. Louis, 1/30/00 (St. Louis 45, Titans 36)

81 vs. Kansas City, 1/16/94 (Oilers 43, K.C. 38)

81 vs. Pittsburgh, 12/31/89 (Oilers 48, Pitt 33)

#### Fewest Passes Attempted in a Game

15	@ Baltimore, 1/11/20
15	@ New England, 12/31/78
16	@ New England, 1/4/20
19	@ San Diego, 12/29/79
22	vs. Denver, 12/23/79
23	@ Baltimore, 1/3/04

#### Fewest Passes Attempted in a Game, Opponent

14	vs. Dallas Texans, 12/23/62
17	vs. Baltimore, 1/7/01
19	@ Pittsburgh, 1/7/79
22	@ Oakland, 12/21/69
22	vs. Baltimore, 1/10/09

#### Fewest Passes Attempted in a Game, Both Teams

45	@ Pittsburgh, 1/7/79 (Oilers 26, Pittsburgh 19)
----	---

46 vs. Buffalo, 1/8/00 (Titans 24, Buffalo 22)

49 vs. Denver, 12/23/79 (Denver 27, Oilers 22)

50 vs. Baltimore, 1/10/21 (Titans 26, Baltimore 24)

### TEAM PASS COMPLETIONS

#### Most Passes Completed in a Game

36	@ Buffalo, 1/3/93
32	vs. Kansas City, 1/16/94
29	vs. Pittsburgh, 12/31/89

#### Most Passes Completed in a Game, Opponent

35	@ New England, 1/13/18
31	@ Baltimore, 1/11/20
29	@ Oakland, 1/19/03
28	vs. Cincinnati, 1/22/22
25	@ San Diego, 12/29/79
24	vs. St. Louis, 1/30/00
24	@ Kansas City, 1/6/18

**Most Passes Completed in a Game, Both Teams**

57	@ Buffalo, 1/3/93 (Oilers 36, Buffalo 21)
57	@ New England, 1/13/18 (Patriots 35, Mariota 22)
54	vs. Kansas City, 1/16/94 (Oilers 32, K.C. 22)
50	@ Oakland, 1/19/03 (Raiders 29, Titans 21)
49	vs. NY Jets, 12/29/91 (Oilers 28, NY Jets 21)

**Fewest Passes Completed in a Game**

7	@ Baltimore, 1/11/20
9	@ New England, 1/4/20
10	@ San Diego, 12/29/79
10	vs. Denver, 12/23/79
12	2 times, last @ Pittsburgh, 1/7/79

**Fewest Passes Completed in a Game, Opponent**

5	vs. Baltimore, 1/7/01
8	@ Oakland, 12/28/80
9	vs. Dallas Texans, 12/23/62
10	vs. Buffalo, 1/8/00
10	@ Oakland, 12/31/67

**Fewest Passes Completed in a Game, Both Teams**

23	vs. Buffalo, 1/8/00 (Titans 13, Buffalo 10)
23	@ Oakland, 12/28/80 (Oilers 15, Oakland 8)
23	@ Pittsburgh, 1/7/79 (Oilers 12, Pittsburgh 11)

24	vs. Denver, 12/23/79 (Denver 14, Oilers 10)
----	---

**Highest Completion Percentage in a Game (20 attempts)**

75.0	@ Denver, 1/4/92
------	------------------

**Highest Completion Percentage in a Game, Opponent (20 att.)**

75.7	vs. Cincinnati, 1/22/22
72.7	@ Kansas City, 1/6/18
70.8	vs. Baltimore, 1/10/21
70.7	@ Oakland, 1/19/03

**Lowest Completion Percentage in a Game (20 attempts)**

39.1	@ Oakland, 12/21/69
------	---------------------

**Lowest Completion Percentage in a Game, Opponent (20 att.)**

34.5	@ Oakland, 12/28/80
------	---------------------

**TEAM PASSING YARDS****Most Yards Gained in a Game, Passing**

347	@ Buffalo, 1/3/93
338	@ Pittsburgh, 1/11/03
325	vs. Denver, 1/4/92
315	vs. Pittsburgh, 12/31/89

**Most Yards Gained in a Game, Passing, Opponent**

407	vs. St. Louis, 1/30/00
349	@ San Diego, 12/29/79
345	@ Baltimore, 1/11/20
337	@ New England, 1/13/18

317	vs. Denver, 12/23/79
-----	----------------------

**Fewest Yards Gained in a Game, Passing**

55	vs. Buffalo, 1/8/00
70	@ Pittsburgh, 1/7/79
71	@ New England, 1/4/20
83	@ Baltimore, 1/11/20
108	@ Oakland, 12/31/67

**Fewest Yards Gained in a Game, Passing, Opponent**

38	vs. Dallas Texans, 12/23/62
96	vs. Buffalo, 1/8/00
101	@ Oakland, 12/31/67

**Fewest Yards Gained in a Game, Passing, Both Teams**

151	vs. Buffalo, 1/8/00 (Buffalo 96, Titans 55)
209	@ Oakland, 12/31/67 (Oilers 108, Oakland 101)
251	vs. Denver, 12/23/79 (Oilers 147, Denver 104)

**TEAM PLAYOFF RECORDS: SACKS****Most Sacks in a Game**

9	vs. Cincinnati, 1/22/22
6	vs. Denver, 12/23/79
6	vs. Dallas Texans, 12/23/62
6	@ San Diego, 12/24/61
6	vs. Buffalo, 1/8/00
5	vs. Baltimore, 1/10/21
4	(Three times, last at Baltimore, 1/11/20)

**Most Sacks in a Game, Opponent**

9	vs. Kansas City, 1/16/94
8	@ New England, 1/13/18
7	@ Oakland, 12/28/80
6	@ Oakland, 12/21/69

**Most Sacks in a Game, Both Teams**

11	vs. Kansas City, 1/16/94 (Oilers 9, Kansas City 2)
10	@ San Diego, 12/24/61 (Oilers 6, San Diego 4)
10	vs. Cincinnati, 1/22/22 (Titans 9, Cincinnati 1)
7	@ Pittsburgh, 1/7/79 (Oilers 5, Pittsburgh 2)
6	@ Kansas City, 1/6/18 (Titans 4, Kansas City 2)
6	vs. Baltimore, 1/10/21 (Titans 5, Baltimore 1)

**Fewest Sacks in a Game, Both Teams**

0	@ Denver, 1/4/92
---	------------------

**TEAM PLAYOFF RECORDS: PUNTING****PUNTS****Most Punts in a Game**

11	@ Oakland, 12/21/69
11	@ Oakland, 12/31/67
9	@ Oakland, 12/28/80

**Most Punts in a Game, Opponent**

9	@ Oakland, 12/28/80
8	vs. Baltimore, 1/10/09
8	@ Baltimore, 1/3/04

8	vs. Baltimore, 1/7/01
8	vs. Buffalo, 1/8/00
8	vs. Dallas Texans, 12/23/62
7	@ Indianapolis, 1/16/00
7	vs. Seattle, 1/3/88

**Most Punts in a Game, Both Teams**

18	@ Oakland, 12/28/80 (Oilers 9, Oakland 9)
16	@ Oakland, 12/21/69 (Oilers 11, Oakland 5)

15	vs. Buffalo, 1/8/00 (Buffalo 8, Titans 7)
15	@ Oakland, 12/31/67 (Oilers 11, Oakland 4)
14	@ Baltimore, 1/3/04 (Titans 6, Ravens 8)

## TEAM PLAYOFF RECORDS: PUNTING

### TEAM PUNTING AVERAGE

#### Highest Average Distance in a Game (minimum 4 Punts)

53.3	vs. Baltimore, 1/10/09
52.5	@ Baltimore, 1/11/20
52.0	@ Indianapolis, 1/16/00
45.8	@ New England, 1/4/20
45.6	vs. Baltimore, 1/10/21

45.1	@ New England, 1/13/18
44.3	@ Baltimore, 1/3/04
44.0	@ Oakland, 12/28/80

46.0	@ New England, 1/4/20
45.3	@ Jacksonville, 1/23/00
45.2	vs. Denver, 12/23/79

#### Highest Average Distance in a Game, Opponent (minimum 4 punts)

50.0	@ Kansas City, 1/6/18
48.8	@ Baltimore, 1/3/04
48.6	@ Indianapolis, 1/16/00

## TEAM PLAYOFF RECORDS: INTERCEPTIONS

#### Most Interceptions in a Game

6	@ San Diego, 12/24/61
5	@ Pittsburgh, 1/7/79
5	vs. Dallas Texans, 12/23/62

#### Most Interceptions in a Game, Opponent

5	@ San Diego, 12/29/79
4	@ San Diego, 12/24/61
3	6 times, last vs. Cincinnati, 1/22/22

#### Most Interceptions in a Game, Both Teams

10	@ San Diego, 12/24/61 (Oilers 6, San Diego 4)
7	@ Pittsburgh, 1/7/79 (Oilers 5, Pittsburgh 2)
6	2 times, last @ San Diego, 12/29/79 (San Diego 5, Oilers 1)
5	@ Baltimore, 1/3/04 (Titans 3, Ravens 2)

#### Fewest Interceptions in a Game

0	Eleven times, last @ New England, 1/13/18
---	---

#### Fewest Interceptions in a Game, Opponents

0	11 times, last @ Baltimore, 1/11/20
---	-------------------------------------

#### Fewest Interceptions in a Game, Both Teams

0	Five times, last @ New England 1/13/18
1	7 times, last @ Kansas City, 1/6/18

## TEAM PLAYOFF RECORDS: FUMBLES

### TEAM FUMBLES

#### Most Fumbles in a Game

7	vs. Kansas City, 1/16/94
6	@ Pittsburgh, 1/7/79
5	Four times, last vs. Baltimore, 1/10/09

#### Most Fumbles in a Game, Opponent

6	@ Pittsburgh, 1/7/79
5	@ Jacksonville, 1/23/00
3	@ Denver, 1/4/92
3	@ Oakland, 12/21/69
3	@ Oakland, 1/19/03

#### Most Fumbles in a Game, Both Teams

12	@ Pittsburgh, 1/7/79 (Oilers 6, Pittsburgh 6)
----	---

10	@ Jacksonville, 1/23/00 (Titans 5, Jacksonville 5)
7	vs. Baltimore, 1/10/09 (Titans 5, Baltimore 2)
7	vs. Kansas City, 1/16/94 (Oilers 7, Kansas City 0)
7	vs. San Diego, 12/24/61 (Oilers 5, San Diego 2)

### TEAM FUMBLES LOST

#### Most Fumbles Lost in a Game

4	@ Pittsburgh, 1/7/79
3	@ Jacksonville, 1/23/00
2	9 times, last vs. Baltimore, 1/10/09

#### Most Fumbles Lost in a Game, Opponent

4	@ Jacksonville, 1/23/00
3	@ Pittsburgh, 1/7/79

2	@ Miami, 12/24/78
2	vs. San Diego, 12/24/61

#### Most Fumbles Lost in a Game, Both Teams

7	@ Pittsburgh, 1/7/79 (Oilers 4, Pittsburgh 3)
7	@ Jacksonville, 1/23/00 (Jacksonville 4, Titans 3)
3	6 times, last @ Oakland, 1/19/03



## TEAM PLAYOFF RECORDS: PENALTIES

### PENALTIES

#### Most Penalties in a Game

13	@ Denver, 1/4/92
12	vs. Baltimore, 1/10/09
11	@ Cleveland, 12/24/88
10	@ New England, 1/13/18

#### Most Penalties in a Game, Opponent

14	@ Oakland, 12/28/80
14	@ Oakland, 1/19/03
10	vs. Buffalo, 1/8/00
10	@ San Diego, 12/24/61

#### Most Penalties in a Game, Both Teams

22	@ Oakland, 12/28/80 (Oakland 14, Oilers 8)
21	@ Oakland, 1/19/03 (Oakland 14, Titans 7)
20	@ Cleveland, 12/24/88 (Oilers 11, Cleveland 9)
20	vs. Baltimore, 1/10/09 (Titans 12, Baltimore 8)

#### Fewest Penalties in a Game

2	vs. Cincinnati, 1/22/22
2	vs. Baltimore, 1/10/21
2	vs. Buffalo, 1/8/00
2	@ Pittsburgh, 1/6/80
2	vs. Denver, 12/23/79
2	@ New England, 12/31/78

#### Fewest Penalties in a Game, Opponent

1	@ Miami, 12/24/78
2	@ New England, 1/10/04
3	@ New England, 1/4/20
3	vs. Seattle, 1/3/88
3	vs. LA Chargers, 1/1/61

#### Fewest Penalties in a Game, Both Teams

6	@ Miami, 12/24/78 (Oilers 5, Miami 1)
7	4 times, last vs. Baltimore, 1/10/21 (Titans 2, Baltimore 5)

### YARDS PENALIZED

#### Most Yards Penalized in a Game

118	@ Cleveland, 12/24/88
92	vs. Pittsburgh, 1/11/03
89	vs. Baltimore, 1/10/09
85	@ Denver, 1/4/92

#### Most Yards Penalized in a Game, Opponent

127	@ Oakland, 1/19/03
106	@ San Diego, 12/24/61
100	@ Jacksonville, 1/23/00
92	@ New England, 12/24/78

#### Most Yards Penalized in a Game, Both Teams

193	@ Cleveland, 12/24/88 (Oilers 118, Cleveland 75)
-----	--

187	@ Oakland, 1/19/03 (Raiders 127, Titans 60)
174	@ San Diego, 12/24/61 (San Diego 106, Oilers 68)
155	2 times, last @ Denver, 1/4/92 (Oilers 85, Den. 70)

#### Fewest Yards Penalized in a Game

10	vs. Baltimore, 1/10/21
10	@ Pittsburgh, 1/6/80
12	vs. Buffalo, 1/8/00
15	vs. Cincinnati, 1/22/22
19	vs. Denver, 12/23/79

#### Fewest Yards Penalized in a Game, Opponent

5	@ Miami, 12/24/78
14	@ New England, 1/10/04
15	vs. LA Chargers, 1/1/61
20	vs. Seattle, 1/3/88

#### Fewest Yards Penalized in a Game, Both Teams

42	@ Miami, 12/24/78 (Oilers 37, Miami 5)
44	@ Pittsburgh, 1/6/80 (Pittsburgh 34, Oilers 10)
45	vs. Seattle, 1/3/88 (Oilers 25, Seattle 20)

## BIG DAYS/PLAYOFFS (300 YDS PASSING, 100 YDS RUSHING, 100 YDS RECEIVING)

### PASSING

371	Warren Moon @ Buffalo	Jan. 3, 1993	(36 of 50)
338	Steve McNair vs. Pittsburgh	Jan. 11, 2003	(27 of 44)
325	Warren Moon @ Denver	Jan. 4, 1992	(27 of 36)
315	Warren Moon vs. Pittsburgh	Dec. 31, 1989	(29 of 48)
306	Dan Pastorini @ Miami	Dec. 24, 1978	(20 of 29)
306	Warren Moon vs. Kansas City	Jan. 16, 1994	(32 of 43)
301	George Blanda vs. Los Angeles	Jan. 1, 1961	(16 of 32)

### RUSHING

195	<b>Derrick Henry</b> @ Baltimore	Jan. 11, 2020	(30 carries)
182	<b>Derrick Henry</b> @ New England	Jan. 4, 2020	(34 carries)
162	Eddie George @ Indianapolis	Jan. 16, 2000	(26 carries)
156	<b>Derrick Henry</b> @ Kansas City	Jan. 6, 2018	(23 carries)
118	Earl Campbell @ New England	Dec. 31, 1978	(27 carries)
106	Eddie George vs. Buffalo	Jan. 8, 2000	(29 carries)

### RECEIVING

142	A.J. Brown vs. Cincinnati	Jan. 22, 2022	(5 receptions)
136	Ernest Givins vs. Pittsburgh	Dec. 31, 1989	(11 receptions)
135	Justin Gage vs. Baltimore	Jan. 10, 2009	(10 receptions)
128	Billy Cannon vs. Los Angeles	Jan. 1, 1961	(3 receptions)
123	Frank Wycheck vs. Pittsburgh	Jan. 11, 2003	(10 receptions)
117	Ernest Givins @ Buffalo	Jan. 3, 1993	(9 receptions)
112	Mike Barber @ Miami	Dec. 24, 1978	(4 receptions)
111	Ernest Givins @ Denver	Jan. 4, 1992	(6 receptions)
103	Ken Burrough @ Miami	Dec. 24, 1978	(6 receptions)

### CAREER 300-YARD PASSING PLAYOFF GAMES

No.	Player	W-L
4	Warren Moon	0-4
1	George Blanda	1-0
1	Dan Pastorini	1-0
1	Steve McNair	1-0

### CAREER 100-YARD RUSHING PLAYOFF GAMES

No.	Player	W-L
3	<b>Derrick Henry</b>	3-0
2	Eddie George	2-0
1	Earl Campbell	1-0

### CAREER 100-YARD RECEIVING PLAYOFF GAMES

No.	Player	W-L
3	Ernest Givins	0-3
1	Mike Barber	1-0
1	A.J. Brown	0-1
1	Ken Burrough	1-0
1	Billy Cannon	1-0
1	Justin Gage	0-1
1	Frank Wycheck	1-0

## PLAYOFF GAME SUMMARIES

**AFL CHAMPIONSHIP GAME – 1960**  
**Houston 24, Los Angeles Chargers 16**  
 January 1, 1961 • Jeppesen Stadium

One sensational play by rookie halfback Billy Cannon, the previous season's Heisman Trophy winner, was the difference, as the Houston Oilers defeated the Los Angeles Chargers 24-16 in the first AFL Championship game. The Chargers took the early lead on two field goals by Ben Agajanian, but QB George Blanda brought the Oilers back, throwing a 17-yard touchdown pass to Dave Smith and kicking an 18-yard field goal, which put Houston ahead 10-9 at halftime. The teams exchanged touchdowns in the third quarter, with Blanda throwing a seven-yard scoring pass to Bill Groman and Chargers halfback Paul Lowe pounding over from the 2. Protecting a one-point lead in the fourth quarter and facing a third-and-nine at the Houston 12, Blanda threw a short pass to Cannon, who broke a tackle and outran the Chargers' secondary to complete an 88-yard scoring play. In the final minute of the game, the Chargers drove down the field, reaching the Houston 22. However, the Oilers held on fourth down for the title.

Los Angeles	6	3	7	0	16
Houston	0	10	7	7	24

TEAM	SCORING PLAY	QTR-INTO
Chargers	Agajanian 38 yd. field goal	1-10:58
Chargers	Agajanian 22 yd. field goal	1-6:44
Oilers	Smith 17 yd. pass from Blanda (Blanda kick)	2-11:09
Oilers	Blanda 18 yd. field goal	2-5:15
Chargers	Agajanian 27 yd. field goal	2-0:09
Oilers	Groman 7 yd. pass from Blanda (Blanda kick)	3-N/A
Chargers	Lowe 2 yd. run (Agajanian, kick)	3-N/A
Oilers	Cannon 88 yd. pass from Blanda (Blanda kick)	4-N/A

Missed FG: N/A  
 Attendance: 32,183

	Chargers	Oilers
First downs	21	17
Total yards	333	401
Rushing yards	162	100
Passing yards	171	301
Passes-comp.-Int.	41-21-2	32-16-0
Punts-avg.	4-41.0	5-34.0
Punt return yards	2-42	0-0
Kickoff return yards	5-123	5-128
Fumbles-lost	2-0	0-0
Penalties-yards	3-15	4-54

RUSHING									
OILERS	Att	Yds	Lg	TD	CHARGERS	Att	Yds	Lg	TD
Cannon	18	50	NA	0	Lowe	21	165	NA	1
Smith	19	45	NA	0	Kemp	6	19	NA	0
Hall	3	5	NA	0	Ferguson	4	14	NA	0
					Ford	2	5	NA	0
<b>TOTALS</b>	<b>40</b>	<b>100</b>	<b>NA</b>	<b>0</b>	<b>TOTALS</b>	<b>35</b>	<b>162</b>	<b>NA</b>	<b>1</b>

PASSING									
OILERS	Att	Cmp	Yds	TD-I	CHARGERS	Att	Cmp	Yds	TD-I
Blanda	31	16	301	3-0	Kemp	41	21	171	0-2
Cannon	1	0	0	0-0					
<b>TOTALS</b>	<b>32</b>	<b>16</b>	<b>301</b>	<b>3-0</b>	<b>TOTALS</b>	<b>41</b>	<b>21</b>	<b>171</b>	<b>0-2</b>

RECEIVING									
OILERS	Rec	Yds	Lg	TD	CHARGERS	Rec	Yds	Lg	TD
Smith	5	52	NA	1	Norton	6	55	NA	0
Cannon	3	128	NA	1	Lowe	3	35	NA	0
Carson	1	13	NA	0	Womble	6	23	NA	0
Hennigan	4	71	NA	0	Kocourek	3	57	NA	0
Groman	3	37	NA	1	Ferguson	2	29	NA	0
					Flowers	1	6	NA	0
<b>TOTALS</b>	<b>16</b>	<b>301</b>	<b>NA</b>	<b>3</b>	<b>TOTALS</b>	<b>21</b>	<b>171</b>	<b>NA</b>	<b>0</b>

**AFL CHAMPIONSHIP GAME – 1961**  
**Houston 10, San Diego Chargers 3**  
 Dec. 24, 1961 • Balboa Stadium

The Houston Oilers defeated the San Diego Chargers 10-3 to win their second consecutive AFL title. In a game marked by turnovers, Houston had seven and San Diego six. The only score of the first half came on a 46-yard field goal by George Blanda, which followed a nine-yard San Diego punt. In the third quarter, the Oilers put together the only sustained drive of the game, moving 80 yards. With a third-and-five at the San Diego 35, Blanda rolled to his right and found Billy Cannon open at the 17. Cannon jumped to make the catch, shrugged off a would-be tackler, and motored into the end zone for a touchdown that put Houston up 10-0. The Chargers scored early in the fourth quarter on a 12-yard field goal by George Blair, but they could not get on the scoreboard again.

San Diego	0	0	0	3	3
Houston	0	3	7	0	10

TEAM	SCORING PLAY	QTR
Oilers	Blanda 46 yd. field goal	2
Oilers	Cannon 35 yd. pass from Blanda (Blanda kick)	3
Chargers	Blair 12 yd. field goal	4

Missed FG: N/A  
 Attendance: 29,556

	Chargers	Oilers
First downs	15	18
Total yards	482	416
Rushing yards	79	96
Passing yards	177	160
Passes-comp.-Int.	31-17-4	41-18-6
Punts-avg.	6-33.3	4-41.5
Punt return yards	1-16	0-0
Kickoff return yards	2-50	0-0
Fumbles-lost	2-2	5-1
Penalties-yards	10-106	5-68
Field goals made-att	1-1	1-1

RUSHING											
OILERS	Att	Yds	Lg	TD	CHARGERS	Att	Yds	Lg	TD		
Cannon	15	48	22	0	Lincoln	3	7	4	0		
Tolar	16	52	20	0	Lowe	5	30	12	0		
Blanda	2	4	1	0	Roberson	8	37	23	0		
					Kemp	4	5	17	0		
<b>TOTALS</b>	<b>33</b>	<b>96</b>	<b>22</b>	<b>0</b>	<b>TOTALS</b>	<b>20</b>	<b>79</b>	<b>23</b>	<b>0</b>		

PASSING											
OILERS	Att	Cmp	Yds	TD-I	CHARGERS	Att	Cmp	Yds	TD-I		
Blanda	40	18	160	1-5	Kemp	32	17	226	0-4		
Groman	1	0	0	0-1							
<b>TOTALS</b>	<b>41</b>	<b>18</b>	<b>160</b>	<b>1-6</b>	<b>TOTALS</b>	<b>32</b>	<b>17</b>	<b>226</b>	<b>0-4</b>		

RECEIVING											
OILERS	Rec	Yds	Lg	TD	CHARGERS	Rec	Yds	Lg	TD		
Cannon	5	53	35	1	Lincoln	1	3	3	0		
Tolar	2	2	8	0	Roberson	1	11	11	0		
Groman	3	32	19	0	Kocourek	7	123	40	0		
Hennigan	5	43	14	0	Norton	3	48	28	0		
Dewveall	2	10	11	0	Flowers	2	17	9	0		
McLeod	1	20	20	0	Scarpitto	1	9	9	0		
					Hayes	1	5	5	0		
<b>TOTALS</b>	<b>18</b>	<b>160</b>	<b>35</b>	<b>1</b>	<b>TOTALS</b>	<b>17</b>	<b>226</b>	<b>40</b>	<b>0</b>		

\* Some game summaries in this section from *Total Football* and *NFL Record & Fact Book*.

## PLAYOFF GAME SUMMARIES

**AFL CHAMPIONSHIP GAME – 1962**  
**Dallas 20, Houston 17 (2 OT)**  
**Dec. 23, 1962 • Jeppesen Stadium**

In what was at the time the longest game in the history of professional football, the Dallas Texans dethroned the two-time defending AFL champion Houston Oilers when Tommy Brooker kicked a 25-yard field goal after 2:54 of the sixth quarter, or 17:54 of sudden-death overtime. The Texans led 17-0 after two quarters, but the Oilers, tied it up with 17 second-half points. The overtime started with a potentially damaging gaffe by Dallas captain Abner Haynes, who had already scored twice, but who won the toss and then elected to 'kick to the clock'. What Haynes wanted was the strong wind behind his team, but, by saying kick first, it gave the Oilers the chance to decide which end to take, and they, needless to say, chose to have the wind behind them. As it turned out, it didn't matter. After an interception near the end of the first overtime period, the Texans took over. Two big plays by fullback Jack Spikes put the ball at the Houston 19, and, on fourth-and-nine, Brooker ended the contest.

Dallas	..... 3	14	0	0	0	3	20
Houston	..... 0	0	7	10	0	0	17

TEAM	SCORING PLAY	QTR-INTO
Dallas	Brooker 16 yd. field goal	1-4:21
Dallas	Haynes 28 yd. pass from Dawson (Brooker kick)	2-14:31
Dallas	Haynes 2 yd. run (Brooker, kick)	2-3:31
Houston	Dewveall 15 yd. pass from Blanda (Blanda kick)	3-11:51
Houston	Blanda 31 yd. field goal	4-11:09
Houston	Tolar 1 yd. run (Blanda kick)	4-5:51
Dallas	Brooker 25 yd. field goal	6-12:05

Attendance: 37,081

	Texans	Oilers
First downs	19	21
Total yards	287	359
Rushing yards	199	98
Passing yards	88	261
Passes-comp.-Int.	14-9-0	46-23-5
Punts-avg.	8-31.2	3-39.3
Punt return yards	1-0	1-0
Kickoff return yards	4-86	5-139
Fumbles-lost	1-1	1-1
Penalties-yards	10-73	5-47
Field goals made-att	2-1	0-0

RUSHING									
OILERS	Att	Yds	Lg	TD	TEXANS	Att	Yds	Lg	TD
Tolar	17	58	12	1	Spikes	11	77	33	0
Cannon	11	37	7	0	McClinton	24	70	8	0
Smith	2	3	4	0	Dawson	5	26	11	0
					Haynes	14	26	14	0
<b>TOTALS</b>	<b>30</b>	<b>98</b>	<b>12</b>	<b>1</b>	<b>TOTALS</b>	<b>54</b>	<b>199</b>	<b>33</b>	<b>0</b>

PASSING									
OILERS	Att	Cmp	Yds	TD-I	TEXANS	Att	Cmp	Yds	TD-I
Blanda	46	23	261	1-5	Dawson	14	9	88	1-0
<b>TOTALS</b>	<b>46</b>	<b>23</b>	<b>261</b>	<b>1-5</b>	<b>TOTALS</b>	<b>14</b>	<b>9</b>	<b>88</b>	<b>1-0</b>

RECEIVING									
OILERS	Rec	Yds	Lg	TD	TEXANS	Rec	Yds	Lg	TD
Hennigan	3	37	19	0	Haynes	3	45	28	1
Tolar	1	8	8	0	Spikes	2	24	14	0
McLeod	5	70	21	0	Arbanas	2	21	12	0
Cannon	6	54	21	0	Bishop	1	0	0	0
Dewveall	6	95	24	1	McClinton	1	4	4	0
Jamison	1	9	9	0					
Smith	1	6	6	0					
<b>TOTALS</b>	<b>23</b>	<b>261</b>	<b>24</b>	<b>1</b>	<b>TOTALS</b>	<b>9</b>	<b>88</b>	<b>28</b>	<b>1</b>

**AFL CHAMPIONSHIP GAME – 1967**  
**Oakland 40, Houston 7**  
**Dec. 31, 1967 • Alameda County Coliseum**

Big plays before and after halftime broke open a tight game, as the Raiders won their first AFL title with a 40-7 victory against Houston. The Raiders led 10-0 in the final minutes of the half, the big play a 69-yard touchdown run by Hewritt Dixon. The Raiders lined up for a field goal attempt from the Houston 17, but instead quarterback Daryle Lamonica took the snap and threw to a wide open Dave Kocourek for a touchdown with 18 seconds remaining to build the lead to 17-0. The Oilers hoped for a big play to open the second half, and they got it, but it was in favor of the Raiders. Zeke Moore fumbled the kickoff and Oakland recovered deep in Houston territory, leading to Lamonica's one-yard quarterback sneak. In the next two quarters, George Blanda kicked three field goals, to give him 16 points for the day, and Lamonica threw a touchdown pass to Bill Miller.

Oakland	..... 3	14	10	13	40
Houston	..... 0	0	0	7	7

TEAM	SCORING PLAY	QTR
Oakland	Blanda 37 yd. field goal	1
Oakland	Dixon 69 yd. run (Blanda kick)	2
Oakland	Kocourek 17 yd. pass from Lamonica (Blanda kick)	2
Oakland	Lamonica 1 yd. run (Blanda kick)	3
Oakland	Blanda 40 yd field goal	3
Oakland	Blanda 42 yd. field goal	4
Houston	Frazier 5 yd. pass from Beathard (Wittenborn kick)	4
Oakland	Blanda 36 yd. field goal	4
Oakland	Miller 12 yd. pass from Lamonica (Blanda kick)	4

Attendance: 53,330

	Raiders	Oilers
First downs	18	11
Total yards	364	146
Rushing yards	263	38
Passing yards	101	108
Passes-comp.-Int.	26-10-0	35-15-1
Punts-avg.	4-44.3	11-38.6
Fumbles-lost	0-0	4-2
Penalties-yards	4-69	7-45

RUSHING									
OILERS	Att	Yds	Lg	TD	RAIDERS	Att	Yds	Lg	TD
Granger	14	19	NA	0	Dixon	21	144	NA	1
Campbell	6	15	NA	0	Banaszak	15	116	NA	0
Blanks	1	6	6	0	Lamonica	5	22	NA	1
Beathard	1	-2	-2	0	Hagberg	2	-1	NA	0
<b>TOTALS</b>	<b>22</b>	<b>38</b>	<b>NA</b>	<b>0</b>	<b>TOTALS</b>	<b>43</b>	<b>281</b>	<b>NA</b>	<b>2</b>

PASSING									
OILERS	Att	Cmp	Yds	TD-I	RAIDERS	Att	Cmp	Yds	TD-I
Beathard	35	15	142	1-1	Lamonica	24	10	111	2-0
					Blanda	2	0	0	0-0
<b>TOTALS</b>	<b>35</b>	<b>15</b>	<b>142</b>	<b>1-1</b>	<b>TOTALS</b>	<b>26</b>	<b>10</b>	<b>111</b>	<b>2-0</b>

RECEIVING									
OILERS	Rec	Yds	Lg	TD	RAIDERS	Rec	Yds	Lg	TD
Frazier	7	81	NA	1	Miller	3	32	NA	1
Reed	4	60	NA	0	Cannon	2	31	NA	0
Campbell	2	5	NA	0	Biletnikoff	2	19	NA	0
Taylor	1	6	NA	0	Kocourek	1	17	17	1
<b>TOTALS</b>	<b>14</b>	<b>151</b>	<b>NA</b>	<b>1</b>	<b>TOTALS</b>	<b>8</b>	<b>99</b>	<b>17</b>	<b>2</b>

# PLAYOFF GAME SUMMARIES

**AFL PLAYOFF GAME – 1969**  
**Oakland 56, Houston 7**  
**Dec. 21, 1969 • Alameda County Coliseum**

Oakland scored four touchdowns in 4:22 of the first quarter, as the Raiders jumped to a quick 28-0 lead on the way to a 56-7 victory over the Oilers. The key figure was quarterback Daryle Lamonica, who threw six touchdown passes. On their second possession, the Raiders moved 50 yards in five plays, with Lamonica throwing a 13-yard scoring pass to Fred Biletnikoff. On the first play after the kickoff, George Atkinson intercepted Pete Beathard's pass and returned it 57 yards for a score. The Oilers again lost the ball the first play after the kickoff, as Hoyle Granger fumbled and Carleton Oats recovered at the Houston 24. On first down, Lamonica hit Rod Sherman for a touchdown. Following the next kickoff, Houston again fumbled - this time by Beathard on the fourth play - and Tom Keating recovered. Again it took the Raiders one play to score, Lamonica finding Biletnikoff for the touchdown.

<b>Oakland</b> . . . . .	25	7	14	7	56
<b>Houston</b> . . . . .	0	0	0	7	7

TEAM	SCORING PLAY	QTR-INTO
Raiders	Biletnikoff 13 yd. pass from Lamonica (Blanda kick)	1-6:33
Raiders	Atkinson 57 yd. interception return (Blanda kick)	1-7:26
Raiders	Sherman 24 yd. pass from Lamonica (Blanda kick)	1-8:32
Raiders	Biletnikoff 31yd. pass from Lamonica (Blanda kick)	1-10:55
Raiders	Smith 60 yd. pass from Lamonica (Blanda kick)	2-9:12
Raiders	Sherman 23 yd. pass from Lamonica (Blanda kick)	3-9:49
Raiders	Cannon 3 yd. pass from Lamonica (Blanda kick)	3-14:49
Oilers	Reed 8 yd. pass from Beathard (Gerela kick)	4-6:17
Raiders	Hubbard 4 yd. run (Blanda kick)	4-12:35

**Missed FG:** None  
**Attendance:** 53,539

	Raiders	Oilers
First downs	17	14
Total yards	412	197
Rushing yards	110	28
Passing yards	302	169
Passes-comp.-Int.	22-14-3	46-18-3
Punts-avg.	5-42.0	11-41.4
Punt return yards	3-27	2-4
Kickoff return yards	2-64	7-130
Fumbles-lost	3-1	3-2
Penalties-yards	7-63	3-48

RUSHING									
OILERS	Att	Yds	Lg	TD	RAIDERS	Att	Yds	Lg	TD
Granger	14	29	9	0	Dixon	13	48	17	0
Campbell	1	0	0	0	Smith	8	3	3	0
Levias	1	4	4	0	Hubbard	6	19	5	1
Beathard	3	-5	3	0	Todd	8	31	30	0
					Hagberg	2	9	5	0
<b>TOTALS</b>	<b>19</b>	<b>28</b>	<b>9</b>	<b>0</b>	<b>TOTALS</b>	<b>37</b>	<b>110</b>	<b>30</b>	<b>1</b>

PASSING									
OILERS	Att	Cmp	Yds	TD-I	RAIDERS	Att	Cmp	Yds	TD-I
Beathard	46	18	209	1-3	Lamonica	17	13	276	6-1
					Blanda	5	1	33	0-2
<b>TOTALS</b>	<b>46</b>	<b>18</b>	<b>209</b>	<b>1-3</b>	<b>TOTALS</b>	<b>22</b>	<b>14</b>	<b>309</b>	<b>6-3</b>

RECEIVING									
OILERS	Rec	Yds	Lg	TD	RAIDERS	Rec	Yds	Lg	TD
Bierne	5	48	12	0	Biletnikoff	3	70	31	2
Reed	7	81	18	1	Sherman	4	60	24	2
Granger	3	31	24	0	Smith	4	103	60	1
Haik	2	42	29	0	Todd	1	40	40	0
Levias	1	7	7	0	Hubbard	1	33	33	0
					Cannon	1	3	3	1
<b>TOTALS</b>	<b>18</b>	<b>209</b>	<b>29</b>	<b>1</b>	<b>TOTALS</b>	<b>14</b>	<b>309</b>	<b>60</b>	<b>6</b>

**AFC WILD CARD GAME – 1978**  
**Houston 17, Miami 9**  
**Dec. 24, 1978 • Orange Bowl**

The Oilers, making their first postseason appearance since 1969, advanced to the divisional playoffs on a brilliant passing performance by Dan Pastorini, who completed 20 of 29 passes for 306 yards and one touchdown. The two AFC wild card teams were locked in a 7-7 tie until midway through the fourth quarter. But Pastorini then completed all four of his passes in a 53-yard drive that set up Toni Fritsch's 35-yard field goal for a 10-7 lead with 7:25 left. One play after the ensuing kickoff, Gregg Bingham intercepted a Bob Griese pass and the Oilers drove 50 yards in 10 plays (9 on the ground) for Earl Campbell's clinching touchdown from the one-yard line. Griese completed 11 of 28 passes. Campbell, the NFL's leading rusher during regular season with 1,450 yards, gained 84 yards on 26 carries.

<b>Miami</b> . . . . .	7	0	0	2	9
<b>Houston</b> . . . . .	7	0	0	10	17

TEAM	SCORING PLAY	QTR-INTO
Dolphins	Tollman 13 yd. pass from Griese (Yepremian kick)	1-9:58
Oilers	Wilson 13 yd. pass from Pastorini (Fritsch kick)	1-14:57
Oilers	Fritsch 27 yd. field goal	4-5:18
Oilers	Campbell 1 yd. run (Fritsch kick)	4-5:10
Dolphins	Safety	4-14:49

**Missed FG:** Yepremian missed FG, Bokamper FG blocked  
**Attendance:** 70,036

	Dolphins	Oilers
First downs	14	23
3rd-down conversion-att	5-12-42%	8-16-50%
Total yards	209	455
Rushing yards	91	165
Passing yards	118	290
Passes-comp.-Int.	30-12-3	30-20-0
Punts-avg.	5-48.6	5-44.0
Punt return yards	1-24	3-11
Kickoff return yards	5-109	2-55
Fumbles-lost	2-2	3-1
Penalties-yards	1-5	5-37
Field goals made-att	0-1	1-2
Time of possession	24:17	35:43

RUSHING									
OILERS	Att	Yds	Lg	TD	DOLPHINS	Att	Yds	Lg	TD
Campbell	26	84	20	1	Williams	13	41	9	0
Wilson	14	76	21	0	Harris	9	43	9	0
Coleman	1	2	2	0	Bulaich	2	0	0	0
Poole	1	12	12	0	Moore	1	7	7	0
Pastorini	3	-9	-3	0					
<b>TOTALS</b>	<b>45</b>	<b>165</b>	<b>21</b>	<b>1</b>	<b>TOTALS</b>	<b>25</b>	<b>91</b>	<b>9</b>	<b>0</b>

PASSING									
OILERS	Att	Cmp	Yds	TD-I	DOLPHINS	Att	Cmp	Yds	TD-I
Pastorini	29	20	306	1-0	Griese	28	1	114	1-2
Barber	1	0	0	0-0	Strock	2	1	23	0-1
<b>TOTALS</b>	<b>30</b>	<b>20</b>	<b>306</b>	<b>1-0</b>	<b>TOTALS</b>	<b>30</b>	<b>12</b>	<b>137</b>	<b>1-3</b>

RECEIVING									
OILERS	Rec	Yds	Lg	TD	DOLPHINS	Rec	Yds	Lg	TD
Wilson	5	40	13	1	Harris	4	42	19	0
Caster	1	11	11	0	Williams	1	8	8	0
Barber	4	112	55	0	Tillman	2	24	13	1
Burrough	6	103	53	0	Harris	1	21	21	0
Coleman	1	5	5	0	Bulaich	2	14	9	0
Woods	2	22	16	0	Moore	2	28	23	0
Campbell	1	13	13	0					
<b>TOTALS</b>	<b>20</b>	<b>306</b>	<b>55</b>	<b>1</b>	<b>TOTALS</b>	<b>12</b>	<b>137</b>	<b>23</b>	<b>1</b>

**INDIVIDUAL DEFENSE (press box stats)**  
**OILERS** – Leading Tackler: Currier 6-2-8, Kiner 5-3-8. Sacks: Washington 1, Bethea 1. Int.: Stemrick 1, Reinfeldt 1, Bingham 1. FR: Washington 1.  
**DOLPHINS** – Leading Tackler: Babb 7-4-11, Baumhower 8-3-11. Sacks: Bokamper 2. Int.: None. FR: Rhone 1.

# PLAYOFF GAME SUMMARIES

**AFC DIVISIONAL PLAYOFF GAME – 1978**  
**Houston 31, New England 14**  
**December 31, 1978 • Schaefer Stadium**

Houston captured its second straight postseason road victory and advanced into its first AFC championship game with an impressive win over New England, the AFC East champion. Houston quarterback Dan Pastorini completed 10 of 13 passes for 184 yards and three touchdowns as the Oilers jumped to a 21-0 halftime lead. After a scoreless first period, Pastorini hit wide receiver Ken Burrough on a 71-yard touchdown pass and connected with tight end Mike Barber on 19- and 13-yard touchdown strikes. New England narrowed the gap to 24-14 early in the final quarter on two scoring passes- a 24-yard option toss from running back Andy Johnson to wide receiver Harold Jackson and another 24-yard pass from backup quarterback Tom Owen to tight end Russ Francis. Linebacker Gregg Bingham's 19-yard interception return to New England's 18-yard line with 5:07 remaining stopped the Patriots' rally and set up running back Earl Campbell's two-yard touchdown run three plays later.

<b>New England</b> . . . . .	0	0	7	7	14
<b>Houston</b> . . . . .	0	21	3	7	31

TEAM	SCORING PLAY	QTR-INTO
Oilers	Burrough 71 yd. pass from Pastorini (Fritsch kick)	2-1:35
Oilers	Barber 19 yd. pass from Pastorini (Fritsch kick)	2-8:12
Oilers	Barber 13 yd. pass from Pastorini (Fritsch kick)	2-14:35
Oilers	Fritsch 30 yd. field goal	3-7:56
Patriots	Jackson 24 yd. pass from Johnson (Posey kick)	3-14:43
Patriots	Francis 24 yd. pass from Owen (Posey kick)	4-5:43
Oilers	Campbell 2 yd. run (Fritsch kick)	4-11:19

**Missed FG:** Posey 43WR  
**Attendance:** 60,881

	Patriots	Oilers
First downs	15	21
3rd-down conversion-att	6-13-46%	11-17-65%
Total yards	263	344
Rushing yards	83	174
Passing yards	180	170
Passes-comp.-Int.	35-16-3	15-12-1
Punts-avg.	4-43.3	5-34.8
Punt return yards	3-6	3-6
Kickoff return yards	5-136	3-53
Fumbles-lost	2-0	1-0
Penalties-yards	8-92	2-25
Field goals made-att	0-1	1-1
Time of possession	26:04	33:06

RUSHING									
OILERS	Att	Yds	Lg	TD	PATRIOTS	Att	Yds	Lg	TD
Campbell	27	118	35	1	Cunningham	10	42	8	0
Wilson	14	26	8	0	Grogan	1	16	16	0
Coleman	7	19	12	0	Johnson	6	14	4	0
Duncan	2	7	5	0	Ivory	3	11	6	0
Poole	3	7	4	0					
Nielson	1	-3	-3	0					
<b>TOTALS</b>	<b>54</b>	<b>174</b>	<b>35</b>	<b>1</b>	<b>TOTALS</b>	<b>20</b>	<b>83</b>	<b>16</b>	<b>0</b>

PASSING									
OILERS	Att	Cmp	Yds	TD-I	PATRIOTS	Att	Cmp	Yds	TD-I
Pastorini	15	12	200	3-1	Grogan	12	3	38	0-2
					Owen	22	12	144	1-1
					Johnson	1	1	24	1-0
<b>TOTALS</b>	<b>15</b>	<b>12</b>	<b>200</b>	<b>3-1</b>	<b>TOTALS</b>	<b>35</b>	<b>16</b>	<b>206</b>	<b>2-3</b>

RECEIVING									
OILERS	Rec	Yds	Lg	TD	PATRIOTS	Rec	Yds	Lg	TD
Barber	5	83	22	2	Francis	8	101	24	1
Burrough	3	91	71	1	Cunningham	3	28	15	0
Carter	2	12	7	0	Morgan	2	37	19	0
Campbell	1	10	10	0	Johnson	2	16	11	0
Woods	1	4	4	0	Jackson	1	24	24	1
<b>TOTALS</b>	<b>12</b>	<b>200</b>	<b>71</b>	<b>3</b>	<b>TOTALS</b>	<b>16</b>	<b>206</b>	<b>24</b>	<b>2</b>

**INDIVIDUAL DEFENSE (press box stats)**

**OILERS** – Leading Tackler: Bingham 6-2-8. Sacks: Brazile 1, Washington 1, Bethea 1, Young 1. Int.: Reinfeldt 2, Bingham 1. FR: Pastorini 1.  
**PATRIOTS** – Leading Tackler: Beaudoin 8-7-15. Sacks: Beaudoin 1.0, Bishop 1.0, Zabel 0.5. Int.: Fox 1. FR: Gray 1, Westbrook 1.

**AFC CHAMPIONSHIP GAME – 1978**  
**Pittsburgh 34, Houston 5**  
**January 7, 1979 • Three Rivers Stadium**

Playing in their first championship game since 1962, the Oilers were unable to unseat a strong Pittsburgh team, dropping a 34-5 contest at Three Rivers Stadium. The Steelers, striking through cold, steady rain for 31 first half points, won their third AFC championship in five years behind their usual solid defense and spectacular performances by Terry Bradshaw and Lynn Swann. Seventeen of the points, came during a 48-second span in the last minute of the half as Pittsburgh capitalized on two fumbles by Ronnie Coleman and one by Johnnie Dirden. Despite the playing conditions that contributed to a postseason record 12 fumbles, Bradshaw completed 11 of 19 passes for 200 yards and touchdowns to John Stallworth and Swann, who caught four passes for 98 yards. Both touchdown passes and one of Roy Gerela's two field goals made up the 17-point burst between 14:08 and 14:56 of the second quarter after Pittsburgh had built a 14-3 lead on scoring runs by Franco Harris and Rocky Bleier.

<b>Pittsburgh</b> . . . . .	14	17	3	0	34
<b>Houston</b> . . . . .	0	3	2	0	5

TEAM	SCORING PLAY	QTR-INTO
Steelers	Harris 7 yd. run (Gerela kick)	1-4:58
Steelers	Bleier 17 yd. run (Gerela kick)	1-13:51
Oilers	Fritsch 19 yd. field goal	2-5:21
Steelers	Swan 29 yd. pass from Bradshaw (Gerela kick)	2-14:08
Steelers	Stallworth 17yd. pass from Bradshaw (Gerela kick)	2-14:27
Steelers	Gerela 37 yd. field goal	2-14:56
Steelers	Gerela 22 yd. field goal	3-7:14
Oilers	Washington safety	3-11:10

**Missed FG:** Gerela 40, 40  
**Attendance:** 49,417

	Steelers	Oilers
First downs	21	10
3rd-down conversion-att	1-9-11%	1-11-9%
Total yards	379	142
Rushing yards	179	72
Passing yards	200	70
Passes-comp.-Int.	19-11-2	26-12-5
Punts-avg.	1-53.0	6-39.5
Punt return yards	6-91	0-0
Kickoff return yards	2-36	8-179
Fumbles-lost	6-3	6-4
Penalties-yards	4-32	5-48
Field goals made-att	2-4	1-1
Time of possession	33:10	18:15

RUSHING									
OILERS	Att	Yds	Lg	TD	STEELERS	Att	Yds	Lg	TD
Campbell	22	62	11	0	Harris	20	51	9	1
Woods	1	9	9	0	Bleier	10	45	15	1
Coleman	1	-5	-5	0	Bradshaw	7	29	13	0
Wilson	2	6	4	0	Delophaime	3	28	23	0
					Thornton	3	22	14	0
					Moser	3	7	5	0
					Kruczek	1	-3	-3	0
<b>TOTALS</b>	<b>26</b>	<b>72</b>	<b>11</b>	<b>0</b>	<b>TOTALS</b>	<b>47</b>	<b>179</b>	<b>23</b>	<b>2</b>

PASSING									
OILERS	Att	Cmp	Yds	TD-I	STEELERS	Att	Cmp	Yds	TD-I
Pastorini	26	12	96	0-5	Bradshaw	19	11	200	2-2
					Kruczek	0	0	0	0-0
<b>TOTALS</b>	<b>26</b>	<b>12</b>	<b>96</b>	<b>0-5</b>	<b>TOTALS</b>	<b>19</b>	<b>11</b>	<b>200</b>	<b>2-2</b>

RECEIVING									
OILERS	Rec	Yds	Lg	TD	STEELERS	Rec	Yds	Lg	TD
Caster	5	44	21	0	Swann	4	98	34	1
Wilson	5	33	8	0	Grossman	2	43	29	0
Coleman	1	15	15	0	Bleier	4	42	16	0
Campbell	1	4	4	0	Stallworth	1	17	17	1
<b>TOTALS</b>	<b>12</b>	<b>96</b>	<b>21</b>	<b>0</b>	<b>TOTALS</b>	<b>11</b>	<b>200</b>	<b>34</b>	<b>2</b>

**INDIVIDUAL DEFENSE (press box stats)**

**OILERS** – Leading Tackler: Knoff 9-1-10. Sacks: None. Int.: Knoff 1. FR: Pastorini 1.  
**STEELERS** – Leading Tackler: Lambert 15-5-20. Sacks: None. Int.: None. FR: Shell 1, Davis 1, Pinney 1.

# PLAYOFF GAME SUMMARIES

**AFC WILD CARD PLAYOFF GAME – 1979**  
**Houston 13, Denver 7**  
**December 23, 1979 • Astrodome**

The Oilers, playing a postseason game at home for the first time in 17 years, advanced to the divisional playoffs by shutting out the Broncos over the last three quarters of play. Denver marched 80 yards for a touchdown and a 7-3 lead on its first possession, but Earl Campbell's three-yard scoring run gave Houston a 10-7 halftime margin. Campbell and Oilers quarterback Dan Pastorini both missed second half action with groin injuries but Rob Carpenter and second year quarterback Gifford Nielsen played well in relief during their initial NFL playoff competition. Linebacker Gregg Bingham's 15-yard interception return set up Toni Fritsch's second field goal- a 20-yarder with 4:18 remaining to give Houston a 13-7 edge. The Oilers' defense, which recorded six sacks overall, held the Broncos on the final two series with Curley Culp's third-down sack and Vernon Perry's fourth-down pass deflection the key plays.

Denver	7	0	0	0	7
Houston	3	7	0	3	13

TEAM	SCORING PLAY	QTR-INTO
Oilers	Fritsch 31 yd. field goal	1-4:58
Broncos	Preston 7 yd. pass from Morton (Turner kick)	1-11:33
Oilers	Campbell 3 yd. run (Fritsch kick)	2-14:14
Oilers	Fritsch 20 yd. field goal	4-10:42

**Missed FG:** Steinfort 50  
**Attendance:** 48,776

	BRONCOS	OILERS
First downs	17	15
3rd-down conversion-att	4-13-31%	7-17-40%
Total yards	216	282
Rushing yards	112	135
Passing yards	104	147
Passes-comp.-Int.	27-14-1	22-10-2
Punts-avg.	5-45.2	5-43.2
Punt return yards	2-25	5-42
Kickoff return yards	4-83	1-26
Fumbles-lost	1-0	0-0
Penalties-yards	7-70	2-19
Field goals made-att	0-1	2-2
Time of possession	27:38	32:22

RUSHING										
OILERS	Att	Yds	Lg	TD	BRONCOS	Att	Yds	Lg	TD	
Campbell	16	50	9	1	Armstrong	12	51	15	0	
Wilson	8	21	5	0	Preston	9	24	7	0	
Coleman	2	5	4	0	Jensen	4	5	3	0	
Carpenter	16	59	9	0	Canada	4	29	13	0	
					Upchurch	1	3	3	0	
					Morton	2	0	0	0	
<b>TOTALS</b>	<b>42</b>	<b>135</b>	<b>9</b>	<b>1</b>	<b>TOTALS</b>	<b>32</b>	<b>112</b>	<b>15</b>	<b>0</b>	

PASSING										
OILERS	Att	Cmp	Yds	TD-I	BRONCOS	Att	Cmp	Yds	TD-I	
Pastorini	18	8	149	0-1	Morton	27	14	144	1-1	
Nielsen	4	2	9	0-1						
<b>TOTALS</b>	<b>22</b>	<b>10</b>	<b>158</b>	<b>0-2</b>	<b>TOTALS</b>	<b>27</b>	<b>14</b>	<b>144</b>	<b>1-1</b>	

RECEIVING										
OILERS	Rec	Yds	Lg	TD	BRONCOS	Rec	Yds	Lg	TD	
Coleman	1	41	41	0	Armstrong	2	22	13	0	
Carpenter	3	26	13	0	Egloff	1	17	17	0	
Barber	1	31	31	0	Preston	4	40	12	1	
Wilson	4	53	20	0	Moses	3	47	25	0	
Campbell	1	7	7	0	Jensen	1	11	11	0	
					Canada	1	4	4	0	
					Odom	2	3	3	0	
<b>TOTALS</b>	<b>10</b>	<b>158</b>	<b>41</b>	<b>0</b>	<b>TOTALS</b>	<b>14</b>	<b>144</b>	<b>25</b>	<b>0</b>	

**INDIVIDUAL DEFENSE (press box stats)**

**OILERS** – Leading Tackler: Bingham 7-3-10. Sacks: Dorris 3, Culp 2, Kennard 1. Int.: Bingham 1. FR: None.

**BRONCOS** – Leading Tackler: Gradishar 12-1-13. Sacks: Chavous 1. Int.: Thompson 1. FR: None.

**AFC DIVISIONAL PLAYOFF GAME – 1979**  
**Houston 17, San Diego 14**  
**December 29, 1979 • San Diego Stadium**

The Oilers advanced into their second consecutive AFC Championship Game on the strength of an opportunistic defense and a near-flawless performance by the offensive unit. First-year strong safety Vernon Perry set up 10 of the Oilers' 17 points with a postseason game record of four interceptions in addition to a 57-yard blocked field goal return. Second-year quarterback Gifford Nielsen and third-year running back Rob Carpenter started for regulars Dan Pastorini and Earl Campbell, who were sidelined with groin injuries. The Oilers intercepted AFC passing leader Dan Fouts five times. Nielsen, making his first NFL postseason start, completed a 47-yard scoring pass to Mike Renfro with 12:55 elapsed in the third period to provide the winning margin.

San Diego	7	0	7	0	14
Houston	0	10	7	0	17

TEAM	SCORING PLAY	QTR-INTO
Chargers	C. Williams 1 yd. run (Wood kick)	1-10:11
Oilers	Fritsch 26 yd. field goal	2-10:58
Oilers	Clark 1 yd. run (Fritsch kick)	2-14:41
Chargers	Mitchell 8 yd. run (Wood kick)	3-1:52
Oilers	Renfro 47 yd. pass from Nielson (Fritsch kick)	3-12:55

**Missed FG:** Wood 26 blocked  
**Attendance:** 51,192

	CHARGERS	OILERS
First downs	25	15
3rd-down conversion-att	7-13-54%	8-16-50%
Total yards	380	259
Rushing yards	19	40
Passing yards	317	111
Passes-comp.-Int.	47-25-5	19-10-1
Punts-avg.	2-32.0	6-40.7
Punt return yards	2-25	1-25
Kickoff return yards	5-88	3-53
Fumbles-lost	0-0	0-0
Penalties-yards	6-30	5-45
Field goals made-att	0-1	1-1
Time of possession	29:54	30:06

RUSHING												
OILERS	Att	Yds	Lg	TD	CHARGERS	Att	Yds	Lg	TD			
Wilson	11	39	14	0	Mitchell	8	33	8	1			
Carpenter	18	67	11	0	Williams	11	30	8	1			
Clark	9	30	11	1								
Nielsen	2	12	14	0								
<b>TOTALS</b>	<b>40</b>	<b>148</b>	<b>14</b>	<b>1</b>	<b>TOTALS</b>	<b>19</b>	<b>63</b>	<b>8</b>	<b>2</b>			

PASSING												
OILERS	Att	Cmp	Yds	TD-I	CHARGERS	Att	Cmp	Yds	TD-I			
Nielsen	19	10	111	1-1	Fouts	47	25	333	0-5			
<b>TOTALS</b>	<b>19</b>	<b>10</b>	<b>111</b>	<b>1-1</b>	<b>TOTALS</b>	<b>47</b>	<b>25</b>	<b>333</b>	<b>0-5</b>			

RECEIVING												
OILERS	Rec	Yds	Lg	TD	CHARGERS	Rec	Yds	Lg	TD			
Barber	1	12	12	0	Mitchell	4	26	9	0			
Carpenter	4	23	7	0	McCrary	1	34	34	0			
Wilson	3	16	10	0	Jefferson	4	70	21	0			
Renfro	1	47	47	1	Williams	4	30	12	0			
Coleman	1	13	13	0	Joiner	4	81	30	0			
					Floyd	3	51	23	0			
					Klein	5	41	16	0			
<b>TOTALS</b>	<b>10</b>	<b>111</b>	<b>47</b>	<b>1</b>	<b>TOTALS</b>	<b>25</b>	<b>333</b>	<b>34</b>	<b>0</b>			

**INDIVIDUAL DEFENSE (press box stats)**

**OILERS** – Leading Tackler: Perry 6-2-8. Sacks: Bethea 1, Dorris 1. Int.: Perry 4, Wilson 1. FR: None.

**CHARGERS** – Leading Tackler: Johnson 4-6-10, Fuller 8-2-10. Sacks: None. Int.: Williams 1. FR: None.

## PLAYOFF GAME SUMMARIES

**AFC CHAMPIONSHIP GAME – 1979**  
**Pittsburgh 27, Houston 13**  
**January 6, 1980 • Three Rivers Stadium**

The Steelers held the Oilers to only 24 rushing yards but were also aided by a controversial non-touchdown call to come away with a 27-13 win. Houston jumped to a 7-0 lead just 2:30 into the game when Vernon Perry returned an interception 75 yards for a touchdown. Then after both teams exchanged field goals, Terry Bradshaw completed two touchdown passes, a 16-yarder to tight end Billy Cunningham and a 20-yard score to wide receiver John Stallworth. With the Steelers leading 17-10, the controversial play occurred during the last seconds of the third quarter. Quarterback Dan Pastorini threw a pass to Mike Renfro at the back of the end zone, and Renfro appeared to have caught it for a touchdown with both feet in bounds before he fell out of the end zone. However, the officials ruled the pass incomplete. Although the Oilers protested, and replays would later show that it was inconclusive, they had to settle for a 23-yard field goal. The Steelers would then score 10 unanswered points in the fourth quarter to clinch the victory.

Pittsburgh	3	14	0	10	27
Houston	7	3	0	3	13

TEAM	SCORING PLAY	QTR-INTO
Oilers	Perry 75 yd. interception return (Fritsch kick)	1-2:30
Steelers	Bahr 21 yd. field goal	1-11:05
Oilers	Fritsch 27 yd. field goal	2-0:48
Steelers	Cunningham 16 yd. pass from Bradshaw (Bahr kick)	2-5:27
Steelers	Stallworth 20 yd. pass from Bradshaw (Bahr kick)	2-12:26
Oilers	Fritsch 23 yd. field goal	4-0:03
Steelers	Bahr 39 yd. field goal	4-5:10
Steelers	Bleier 4 yd. run (Bahr kick)	4-14:06

**Missed FG:** Bahr 40W/L  
**Attendance:** 50,475

	Steelers	Oilers
First downs	22	11
3rd-down conversion-att	13-19-68%	3-11-27%
Total yards	358	227
Rushing yards	161	24
Passing yards	197	203
Passes-comp.-Int.	30-18-1	29-20-1
Punts-avg.	3-51	4-30
Punt return yards	3-8	2-8
Kickoff return yards	4-82	6-64
Fumbles-lost	1-1	4-2
Penalties-yards	5-34	2-10
Field goals made-att	2-3	2-2
Time of possession	32:56	27:04

RUSHING									
OILERS	Att	Yds	Lg	TD	STEELERS	Att	Yds	Lg	TD
Campbell	17	15	7	0	Harris	21	85	13	0
Wilson	4	9	3	0	Bleier	13	52	8	1
Caster	1	0	0	0	Bradshaw	1	25	25	0
					Thornton	1	-1	-1	0
<b>TOTALS</b>	<b>22</b>	<b>24</b>	<b>7</b>	<b>0</b>	<b>TOTALS</b>	<b>36</b>	<b>161</b>	<b>25</b>	<b>1</b>

PASSING									
OILERS	Att	Cmp	Yds	TD-I	STEELERS	Att	Cmp	Yds	TD-I
Pastorini	28	19	203	0-1	Bradshaw	30	18	219	2-1
Nielsen	1	1	9	0-0					
<b>TOTALS</b>	<b>29</b>	<b>20</b>	<b>212</b>	<b>0-1</b>	<b>TOTALS</b>	<b>30</b>	<b>18</b>	<b>219</b>	<b>2-1</b>

RECEIVING									
OILERS	Rec	Yds	Lg	TD	STEELERS	Rec	Yds	Lg	TD
Wilson	7	60	41	0	Stallworth	3	52	20	1
Coleman	2	46	32	0	Swann	4	64	21	0
Carpenter	5	23	14	0	Harris	6	50	15	0
Renfro	3	52	19	0	Bleier		39	20	0
Campbell	1	11	11	0	Cunningham	2	14	16	1
Merkens	1	12	12	0					
Barber	1	8	8	0					
<b>TOTALS</b>	<b>20</b>	<b>212</b>	<b>41</b>	<b>0</b>	<b>TOTALS</b>	<b>18</b>	<b>219</b>	<b>21</b>	<b>2</b>

**INDIVIDUAL DEFENSE (press box stats)**

**OILERS** – Leading Tackler: Stringer 11-2-13. Sacks: Bethea 1, Stensrud 1, Dorris 1. Int.: Perry 1. FR: Carter 1, Renfro 1.

**STEELERS** – Leading Tackler: Lambert 7-4-11. Sacks: Greenwood 1. Int.: Woodruff 1. FR: Shell 1, Blount 1.

**AFC WILD CARD GAME – 1980**  
**Oakland 27, Houston 7**  
**December 28, 1980 • Alameda County Coliseum**

The Raiders advanced to the divisional playoffs by shutting out the Oilers over the final three quarters. Oakland converted Earl Campbell's fumble on the first play of the game into Chris Bahr's 47-yard field goal, but Campbell came back to score on a one-yard plunge to give Houston a 7-3 lead. Jim Plunkett's one-yard touchdown pass to Todd Christensen early in the second quarter put the Raiders ahead to stay 10-7. Plunkett added another touchdown on a 44-yard pass to Arthur Whittington on the first play of the final period. Kenny King's 31-yard run set up Bahr's 37-yard field goal that gave Oakland a 20-7 edge. Lester Hayes added two interceptions to his NFL-leading 13 during the regular season. He picked off Ken Stabler's pass in the end zone to end a Houston scoring threat in the third period. In the fourth quarter Hayes' 20-yard interception return capped the Raiders' scoring.

Oakland	3	7	0	17	27
Houston	7	0	0	0	7

TEAM	SCORING PLAY	QTR-INTO
Raiders	Bahr 47 yd. field goal	1-1:45
Oilers	Campbell 1 yd. run (Fritsch kick)	1-13:15
Raiders	Christensen 1 yd. pass from Plunkett (Bahr kick)	2-9:25
Raiders	Whittington 44 yd. pass from Plunkett (Bahr kick)	4-0:07
Raiders	Bahr 37 yd. field goal	4-8:35
Raiders	Hayes 20 yd. interception return (Bahr kick)	4-9:31

**Missed FG:** Fritsch 45 short, 37 blocked  
**Attendance:** N/A

	Raiders	Oilers
First downs	12	18
3rd-down conversion-att	3-15-20%	2-15-13%
Total yards	250	275
Rushing yards	111	97
Passing yards	139	178
Passes-comp.-Int.	23-8-1	21-15-2
Punts-avg.	9-51.1	9-44.0
Punt return yards	6-29	7-84
Kickoff return yards	2-47	6-118
Fumbles-lost	2-0	1-1
Penalties-yards	14-91	8-64
Field goals made-att	2-2	0-2
Time of possession	27:56	32:04

RUSHING									
OILERS	Att	Yds	Lg	TD	RAIDERS	Att	Yds	Lg	TD
Campbell	27	91	14	1	King	13	55	27	0
Carpenter	5	9	4	0	Van Eeghen	14	46	9	0
Wilson	1	-3	-3	0	Whittington	5	11	7	0
					Jensen	2	0	0	0
					Plunkett	1	-1	-1	0
<b>TOTALS</b>	<b>29</b>	<b>97</b>	<b>22</b>	<b>0</b>	<b>TOTALS</b>	<b>35</b>	<b>111</b>	<b>27</b>	<b>0</b>

PASSING									
OILERS	Att	Cmp	Yds	TD-I	RAIDERS	Att	Cmp	Yds	TD-I
Stabler	26	15	243	0-2	Plunkett	23	8	168	2-1
Campbell	1	0	0	0-0					
<b>TOTALS</b>	<b>27</b>	<b>15</b>	<b>243</b>	<b>0-2</b>	<b>TOTALS</b>	<b>23</b>	<b>8</b>	<b>168</b>	<b>2-1</b>

RECEIVING									
OILERS	Rec	Yds	Lg	TD	RAIDERS	Rec	Yds	Lg	TD
Barber	4	83	33	0	Whittington	2	64	44	1
Renfro	3	69	39	0	Chester	2	12	10	0
Casper	3	31	12	0	King	1	37	37	0
Carpenter	3	26	14	0	Branch	1	33	33	0
Coleman	1	23	23	0	Van Eeghen	1	21	21	0
B. Johnson	1	11	11	0	Christensen	1	1	1	1
<b>TOTALS</b>	<b>15</b>	<b>243</b>	<b>39</b>	<b>0</b>	<b>TOTALS</b>	<b>8</b>	<b>168</b>	<b>44</b>	<b>2</b>

**INDIVIDUAL DEFENSE (press box stats)**

**OILERS** – Leading Tackler: Brazile 9-2-11. Sacks: Bethea 2.0, Bingham 1.0. Int.: Perry 1. FR: None.

**RAIDERS** – Leading Tackler: Kinlaw 8-2-10. Sacks: Davis 2.0, Hayes 2.0, Browning 1.0, Hendricks 1.0, Jones 1.0. Int.: Hayes 2. FR: McKinney 1, Davis 1.

# PLAYOFF GAME SUMMARIES

## AFC WILD CARD PLAYOFF GAME – 1987 Houston 23, Seattle 20 (OT) January 3, 1988 • Astrodome

Oilers kicker Tony Zendejas atoned for a fourth-quarter 29-yard field goal miss by converting a 42-yarder 8:05 into overtime to help Houston advance to the divisional playoffs for the first time since 1980. Quarterback Warren Moon completed 21 of 32 passes for 273 yards and one touchdown in his initial NFL playoff game. Drew Hill and Ernest Givins combined for 13 catches for 173 yards, including six for 71 on third downs. Wide receiver Willie Drewrey's first NFL touchdown catch, a 29-yarder, gave the Oilers a 20-13 lead in the third quarter. However, Seattle quarterback Dave Krieg hit wide receiver Steve Largent on a 12-yard scoring pass in the final 1:47 to tie the score and send the game into overtime. Houston held a 47:44 to 20:21 time-of-possession advantage over Seattle and outgained the Seahawks 437 yards to 250.

Seattle	7	3	3	7	0	20
Houston	3	10	7	0	3	23

TEAM	SCORING PLAY	QTR-INTO
Seahawks	Largent 20 yd. pass from Krieg (Johnson kick)	1-3:16
Oilers	Zendejas 47 yd. field goal	1-10:16
Oilers	Rozier 1 yd. run (Zendejas kick)	2-1:43
Oilers	Zendejas 49 yd. field goal	2-8:11
Seahawks	Johnson 33 yd. field goal	2-11:50
Seahawks	Johnson 41 yd. field goal	3-6:37
Oilers	Drewrey 29 yd. pass from Moon (Zendejas kick)	3-12:26
Seahawks	Largent 12 yd. pass from Krieg (Johnson kick)	4-14:34
Oilers	Zendejas 42 yd. field goal	5-8:05

**Missed FG:** Zendejas 52R, 29L  
**Attendance:** 49,622

	Seahawks	Oilers
First downs	11	27
3rd-down conversion-att	2-12-16%	10-18-55%
4th-down conversion-att	1-1-100%	0-0-0%
Total yards	250	437
Rushing yards	29	178
Passing yards	221	259
Passes-comp.-Int.	39-16-0	32-21-1
Punts-avg.	7-44.3	3-35.0
Punt return yards	2-66	4-27
Kickoff return yards	6-132	4-65
Fumbles-lost	1-1	2-1
Penalties-yards	3-20	4-25
Field goals made-att	2-2	3-5
Time of possession	20:21	47:44

RUSHING									
OILERS	Att	Yds	Lg	TD	SEAHAWKS	Att	Yds	Lg	TD
Rozier	21	66	11	1	Williams	7	27	10	0
Highsmith	12	74	16	0	Morris	4	2	4	0
Pinkett	11	29	5	0					
Moon	4	-2	0	0					
Wallace	2	11	9	0					
<b>TOTALS</b>	<b>50</b>	<b>178</b>	<b>16</b>	<b>1</b>	<b>TOTALS</b>	<b>11</b>	<b>29</b>	<b>10</b>	<b>0</b>

PASSING									
OILERS	Att	Cmp	Yds	TD-I	SEAHAWKS	Att	Cmp	Yds	TD-I
Moon	32	21	273	1-1	Krieg	38	16	237	2-0
					Williams	1	0	0	0-0
<b>TOTALS</b>	<b>32</b>	<b>21</b>	<b>273</b>	<b>1-1</b>	<b>TOTALS</b>	<b>39</b>	<b>16</b>	<b>237</b>	<b>2-0</b>

RECEIVING									
OILERS	Rec	Yds	Lg	TD	SEAHAWKS	Rec	Yds	Lg	TD
Rozier	1	7	7	0	Largent	7	132	33	2
Hill	6	84	15	0	Butler	3	73	32	0
Givins	7	89	19	0	Williams	2	5	3	0
Pinkett	1	3	3	0	Skansi	2	13	7	0
Highsmith	2	17	11	0	Morris	1	6	6	0
Drewrey	3	62	29	1	Tice	1	8	8	0
Wallace	1	11	11	0					
<b>TOTALS</b>	<b>21</b>	<b>273</b>	<b>29</b>	<b>1</b>	<b>TOTALS</b>	<b>16</b>	<b>237</b>	<b>33</b>	<b>2</b>

### INDIVIDUAL DEFENSE (press box stats)

**OILERS** – Leading Tackler: Bostic 2-3-5. Sacks: Childress 1.0, Meads 0.5, Lyles 0.5. Int.: Brown 1. FR: Bostic 1, Fuller 1.

**SEAHAWKS** – Leading Tackler: Bosworth 9-8-17. Sacks: Gaines 1, Bryant 1. Int.: Jenkins 1. FR: Young 1.

## AFC DIVISIONAL PLAYOFF GAME – 1987 Denver 34, Houston 10 January 10, 1988 • Mile High Stadium

John Elway passed for two touchdowns and ran for a third as the Broncos defeated the Oilers 34-10 to become the first AFC West team since the San Diego Chargers of 1980 and 1981 to play in consecutive AFC Championship Games. Denver capitalized on two Houston turnovers to take a 14-0 first quarter lead. Safety Steve Wilson recovered Warren Moon's lateral to Mike Rozier at the Oilers' 1-yard line to set up Gene Lang's one-yard run. Karl Mecklenburg's interception on Houston's next possession led to Elway's first touchdown pass, a 27-yarder to Clarence Kay. Kay also caught a one-yarder in the second quarter for the first two-touchdown game of his four-year career. Elway, who completed 14 of 25 passes for 259 yards, scored on a three-yard run with 4:23 remaining to seal the win.

Denver	14	10	3	7	34
Houston	0	3	0	7	10

TEAM	SCORING PLAY	QTR-INTO
Broncos	Lang 1 yd. run (Karlis kick)	1-6:19
Broncos	Kay 27 yd. pass from Elway (Karlis kick)	1-13:34
Broncos	Karlis 43 yd. field goal	2-3:20
Oilers	Zendejas 46 yd. field goal	2-9:03
Broncos	Kay 1 yd. pass from Elway (Karlis kick)	2-13:08
Broncos	Karlis 23 yd. field goal	3-2:29
Oilers	Givins 19 yd. pass from Moon (Zendejas kick)	4-6:38
Broncos	Elway 3 yd. run (Karlis kick)	4-10:33

**Missed FG:** None  
**Attendance:** 75,968

	Broncos	Oilers
First downs	19	20
3rd-down conversion-att	4-9-44%	8-16-50%
4th-down conversion-att	2-4-50%	1-1-100%
Total yards	316	337
Rushing yards	61	73
Passing yards	255	264
Passes-comp.-Int.	25-14-1	43-24-2
Punts-avg.	2-46.0	3-44.7
Punt return yards	2-15	0-0
Kickoff return yards	2-28	3-62
Fumbles-lost	0-0	2-1
Penalties-yards	4-35	10-73
Field goals made-att	2-2	1-1
Time of possession	27:27	32:33

RUSHING											
OILERS	Att	Yds	Lg	TD	BRONCOS	Att	Yds	Lg	TD		
Rozier	9	25	8	0	Winder	13	46	8	0		
Pinkett	6	20	8	0	Sewell	5	9	5	0		
Moon	5	15	7	0	Elway	4	8	4	1		
Highsmith	5	13	11	0	Bell	2	7	5	0		
Givins	1	0	0	0	Kubiak	2	-3	-1	0		
					Lang	3	-6	1	1		
<b>TOTALS</b>	<b>26</b>	<b>73</b>	<b>11</b>	<b>0</b>	<b>TOTALS</b>	<b>29</b>	<b>61</b>	<b>8</b>	<b>2</b>		

PASSING											
OILERS	Att	Cmp	Yds	TD-I	BRONCOS	Att	Cmp	Yds	TD-I		
Moon	43	24	264	1-2	Elway	25	14	259	2-1		
<b>TOTALS</b>	<b>43</b>	<b>24</b>	<b>264</b>	<b>1-2</b>	<b>TOTALS</b>	<b>25</b>	<b>14</b>	<b>259</b>	<b>2-1</b>		

RECEIVING											
OILERS	Rec	Yds	Lg	TD	BRONCOS	Rec	Yds	Lg	TD		
Hill	5	93	24	0	Johnson	4	105	55	0		
Givins	6	84	19	1	Kay	3	57	29	2		
Duncan	4	32	13	0	Sewell	3	41	25	0		
Highsmith	4	20	16	0	Lang	1	25	25	0		
Drewrey	2	17	9	0	Boddie	1	15	15	0		
Williams	1	7	7	0	Mobley	1	9	9	0		
Rozier	1	6	6	0	Nattiel	1	7	7	0		
Pinkett	1	5	5	0							
<b>TOTALS</b>	<b>24</b>	<b>264</b>	<b>24</b>	<b>1</b>	<b>TOTALS</b>	<b>14</b>	<b>259</b>	<b>55</b>	<b>2</b>		

### INDIVIDUAL DEFENSE (press box stats)

**OILERS** – Leading Tackler: Donaldson 7-1-8. Sacks: Martin 1. Int.: Allen 1. FR: None.

**BRONCOS** – Leading Tackler: Dennison 6-2-8. Sacks: None. Int.: Haynes 1, Mecklenburg 1. FR: Wilson 1.



# PLAYOFF GAME SUMMARIES

**AFC WILD CARD PLAYOFF GAME – 1988**  
**Houston 24, Cleveland 23**  
**December 24, 1988 • Cleveland Stadium**

The Oilers advanced to the AFC divisional round of the playoffs for the second straight year with a 24-23 win over the Browns. Allen Pinkett scored two touchdowns within a 15-second span of the second quarter, and Warren Moon rallied Houston with 10 fourth-quarter points for the win. Moon's 14-yard scoring pass to Pinkett seven seconds into the second quarter capped a 17-play, 91-yard drive and gave Houston a 7-3 lead. Nose tackle Richard Byrd recovered Don Strock's fumble on the Browns' next play from scrimmage, and Pinkett scored one play later on a 16-yard run for a 14-9 halftime lead. Mike Pagel replaced the injured Strock and completed a 14-yard touchdown pass to Webster Slaughter late in the third quarter for Cleveland's last lead of the day 16-14. Moon directed a 76-yard drive capped by Lorenzo White's one-yard run as Houston regained the lead 21-16. Richard Johnson's interception on the Browns' next possession led to Tony Zendejas's game-winning 49-yard field goal with 1:54 to play.

<b>Cleveland</b> . . . . .	3	6	7	7	23
<b>Houston</b> . . . . .	7	7	0	10	24

TEAM	SCORING PLAY	QTR-INTO
Browns	Bahr 33 yd. field goal	1-5:17
Oilers	Pinkett 14 yd. pass from Moon (Zendejas kick)	2-0:07
Oilers	Pinkett 16 yd. run (Zendejas kick)	2-0:22
Browns	Bahr 26 yd. field goal	2-6:27
Browns	Bahr 28 yd. field goal	2-11:41
Brwns	Slaughter 14 yd. pass from Pagel (Bahr kick)	3-12:24
Oilers	White 1 yd. run (Zendejas kick)	4-2:35
Oilers	Zendejas 49 yd. field goal	4-13:06
Browns	Slaughter 2 yd. pass from Pagel (Bahr kick)	4-14:29

**Missed FG:** None  
**Attendance:** 74,977

	Browns	Oilers
First downs	19	19
3rd-down conversion-att	5-12-41%	8-14-57%
4th-down conversion-att	0-0-0%	0-0-0%
Total yards	260	334
Rushing yards	68	129
Passing yards	192	205
Passes-comp.-Int.	28-19-1	26-16-3
Punts-avg.	3-35.3	3-37.7
Punt return yards	3-27	0-0
Kickoff return yards	3-75	5-72
Fumbles-lost	1-1	2-0
Penalties-yards	9-75	13-118
Field goals made-att	3-3	1-1
Time of possession	26:36	33:24

RUSHING									
OILERS	Att	Yds	Lg	TD	BROWNS	Att	Yds	Lg	TD
Pinkett	14	82	27	1	Mack	12	14	7	0
Highsmith	2	3	3	0	Byner	9	57	16	0
White	12	30	5	1	Strock	1	0	0	0
Moon	6	16	12	0	Pagel	1	-1	-1	0
Givins	1	-2	-2	0	Fonteno	3	-2	5	0
<b>TOTALS</b>	<b>35</b>	<b>129</b>	<b>27</b>	<b>2</b>	<b>TOTALS</b>	<b>26</b>	<b>68</b>	<b>16</b>	<b>0</b>

PASSING									
OILERS	Att	Cmp	Yds	TD-I	BROWNS	Att	Cmp	Yds	TD-I
Moon	26	16	213	1-3	Strock	3	2	13	0-0
					Pagel	25	17	179	2-1
<b>TOTALS</b>	<b>26</b>	<b>16</b>	<b>213</b>	<b>1-3</b>	<b>TOTALS</b>	<b>28</b>	<b>19</b>	<b>192</b>	<b>2-1</b>

RECEIVING									
OILERS	Rec	Yds	Lg	TD	BROWNS	Rec	Yds	Lg	TD
Pinkett	2	24	14	1	Mack	1	6	6	0
White	1	1	1	0	Slaughter	5	58	18	2
Hill	5	73	22	0	Byner	3	10	8	0
Highsmith	1	8	8	0	Langhorne	6	57	17	0
Duncan	2	33	18	0	Weathers	2	27	18	0
Jeffires	3	52	35	0	Brennan	2	34	25	0
Givins	1	8	8	0					
Williams	1	14	14	0					
<b>TOTALS</b>	<b>16</b>	<b>213</b>	<b>35</b>	<b>1</b>	<b>TOTALS</b>	<b>19</b>	<b>192</b>	<b>25</b>	<b>2</b>

**INDIVIDUAL DEFENSE (press box stats)**

**OILERS** – Leading Tackler: Allen 7-1-8. Sacks: None. Int.: Johnson 1. FR: Byrd 1.  
**BROWNS** – Leading Tackler: Golic 5-4-9. Sacks: Johnson 1.0. Int.: Wright 2, Harper 1. FR: None.

**AFC DIVISIONAL PLAYOFF GAME – 1988**  
**Buffalo 17, Houston 10**  
**January 1, 1989 • Rich Stadium**

Buffalo's special teams blocked a punt and a field goal, and the defense registered an interception and a fumble recovery in the fourth quarter, as the Bills advanced to their first-ever AFC Championship Game. Quarterback Jim Kelley completed a team-playoff record 19 of 33 passes for 244 yards with one interception. Rookie running back Thurman Thomas led all rushers with 75 yards on seven carries, including an 11-yard touchdown run that gave Buffalo a 14-3 lead in the third quarter. Robb Riddick's one-yard scoring run followed a blocked punt by safety Leonard Smith. Safety Mark Kelso intercepted a Warren Moon pass on the Oilers' second play of the fourth quarter. Derrick Burroughs's fumble recovery on Houston's next possession helped Buffalo preserve the win in their first-ever playoff game at Rich Stadium.

<b>Buffalo</b> . . . . .	0	7	7	3	17
<b>Houston</b> . . . . .	0	3	0	7	10

TEAM	SCORING PLAY	QTR-INTO
Bills	Riddick 1 yd. run (Norwood kick)	2-4:25
Oilers	Zendejas 35 yd. field goal	2-10:28
Bills	Thomas 11 yd. run (Norwood kick)	3-12:02
Bills	Norwood 27 yd. field goal	4-3:25
Oilers	Rozier 1 yd. run (Zendejas kick)	4-9:48

**Missed FG:** Zendejas 37 blocked, 31WL, Norwood 50, 36WL  
**Attendance:** 79,532

	Bills	Oilers
First downs	18	20
3rd-down conversion-att	3-14-21%	3-12-25%
4th-down conversion-att	0-2-0%	0-0-0%
Total yards	372	351
Rushing yards	135	125
Passing yards	237	226
Passes-comp.-Int.	33-19-1	33-17-1
Punts-avg.	4-39.3	6-37.2
Punt return yards	4-56	1-6
Kickoff return yards	3-57	4-48
Fumbles-lost	1-0	5-2
Penalties-yards	8-57	8-60
Field goals made-att	1-3	1-3
Time of possession	28:53	31:07

RUSHING											
OILERS	Att	Yds	Lg	TD	BILLS	Att	Yds	Lg	TD		
Highsmith	5	57	31	0	Thomas	7	75	40	1		
Rozier	13	44	8	0	Mueller	7	24	14	0		
Moon	5	11	5	0	Kelly	3	18	10	0		
Pinkett	3	13	10	0	Riddick	9	12	5	1		
					Reed	1	-1	-1	0		
					Harmon	1	7	7	0		
					Byrum	1	0	0	0		
<b>TOTALS</b>	<b>26</b>	<b>125</b>	<b>31</b>	<b>1</b>	<b>TOTALS</b>	<b>29</b>	<b>135</b>	<b>40</b>	<b>2</b>		

PASSING											
OILERS	Att	Cmp	Yds	TD-I	BILLS	Att	Cmp	Yds	TD-I		
Moon	33	17	240	0-1	Kelly	33	19	244	0-1		
<b>TOTALS</b>	<b>33</b>	<b>17</b>	<b>240</b>	<b>0-1</b>	<b>TOTALS</b>	<b>33</b>	<b>19</b>	<b>244</b>	<b>0-1</b>		

RECEIVING											
OILERS	Rec	Yds	Lg	TD	BILLS	Rec	Yds	Lg	TD		
Hill	4	62	21	0	Reed	6	91	53	0		
Highsmith	2	3	7	0	Metzelaars	1	7	7	0		
Jeffires	5	78	27	0	Burkett	3	55	26	0		
Givins	1	23	23	0	Johnson	3	31	18	0		
Duncan	1	9	9	0	Harmon	5	58	17	0		
Pinkett	2	21	15	0	Mueller	1	2	2	0		
Harris	2	44	29	0							
<b>TOTALS</b>	<b>17</b>	<b>240</b>	<b>29</b>	<b>0</b>	<b>TOTALS</b>	<b>19</b>	<b>244</b>	<b>53</b>	<b>0</b>		

**INDIVIDUAL DEFENSE (press box stats)**

**OILERS** – Leading Tackler: Brown 8-1-9, Grimsley 9-0-9. Sacks: Childress 1. Int.: Eaton 1. FR: Highsmith 1, Pinkett 1.  
**BILLS** – Leading Tackler: Talley 7-0-7, Still 5-2-7. Sacks: Talley 1, Smith 1. Int.: Kelso 1. FR: Smith 1, Bennett 1.

# PLAYOFF GAME SUMMARIES

**AFC WILD CARD PLAYOFF GAME – 1989**  
**Pittsburgh 26, Houston 23 (OT)**  
**December 31, 1989 • Astrodome**

Gary Anderson kicked a 50-yard field goal 3:26 into overtime to cap Pittsburgh's 26-23 comeback win over the Oilers and earn its first playoff victory since 1984. The Steelers, despite being outgained by Houston 380 to 289 total yards, led the game for more than three quarters. Rookie running back Tim Worley converted a fourth-and-one play into a nine-yard touchdown run and Anderson kicked field goals of 25, 30, and 48 yards for a 16-9 fourth-quarter lead. Warren Moon tied the score with an 18-yard touchdown pass to Ernest Givins and gave the Oilers their only lead, 23-16, when he found Givins on a nine-yard scoring pass with six minutes to play. Pittsburgh's Buddy Brister countered with an 82-yard, 11-play drive capped by Merrill Hoge's one-yard touchdown plunge with 46 seconds remaining. Anderson's extra point tied the score and sent the game into overtime. Rod Woodson recovered Lorenzo White's fumble on the Oilers' first play in overtime to set up Anderson's decisive field goal.

Pittsburgh	7	3	3	10	3	26
Houston	0	6	3	14	0	23

TEAM	SCORING PLAY	QTR-INTO
Steelers	Worley 9 yd. run (Anderson kick)	1-12:07
Oilers	Zendejas 26 yd. field goal	2-5:53
Oilers	Zendejas 35 yd. field goal	2-8:50
Steelers	Anderson 25 yd. field goal	2-13:03
Oilers	Zendejas 26 yd. field goal	3-3:30
Steelers	Anderson 30 yd. field goal	3-11:55
Steelers	Anderson 48 yd. field goal	4-0:30
Oilers	Givins 18 yd. pass from Moon (Zendejas kick)	4-5:46
Oilers	Givins 9 yd. pass from Moon (Zendejas kick)	4-8:58
Steelers	Hoge 2 yd. run (Anderson kick)	4-14:14
Steelers	Anderson 50 yd. field goal	5-3:26

**Missed FG:** Zendejas 55 Short  
**Attendance:** 58,306

	Steelers	Oilers
First downs	17	22
3rd-down conversion-att	3-14-21%	8-18-44%
4th-down conversion-att	1-1-100%	0-0-0%
Total yards	289	380
Rushing yards	177	65
Passing yards	112	315
Passes-comp.-Int.	33-15-0	48-29-0
Punts-avg.	6-25.3	4-33.0
Punt return yards	2-20	1-0
Kickoff return yards	6-99	2-27
Fumbles-lost	1-1	3-1
Penalties-yards	5-40	8-45
Field goals made-att	4-4	3-4
Time of possession	27:42	35:44

RUSHING									
OILERS	Att	Yds	Lg	TD	STEELERS	Att	Yds	Lg	TD
Highsmith	2	2	4	0	Hoge	17	100	49	1
Rozier	5	12	3	0	Worley	11	54	12	1
White	7	13	5	0	Brister	1	1	1	0
Pinkett	8	26	6	0	Stone	1	22	22	0
Moon	3	12	5	0					
<b>TOTALS</b>	<b>25</b>	<b>65</b>	<b>6</b>	<b>0</b>	<b>TOTALS</b>	<b>30</b>	<b>177</b>	<b>49</b>	<b>2</b>

PASSING									
OILERS	Att	Cmp	Yds	TD-I	STEELERS	Att	Cmp	Yds	TD-I
Moon	48	29	315	2-0	Brister	33	15	127	0-0
<b>TOTALS</b>	<b>48</b>	<b>29</b>	<b>315</b>	<b>2-0</b>	<b>TOTALS</b>	<b>33</b>	<b>15</b>	<b>127</b>	<b>0-0</b>

RECEIVING									
OILERS	Rec	Yds	Lg	TD	STEELERS	Rec	Yds	Lg	TD
Givins	11	136	30	2	Mularkey	3	40	20	0
Hill	6	98	32	0	Stock	1	7	7	0
Rozier	1	5	5	0	Worley	4	23	10	0
Jeffires	3	16	7	0	Hoge	3	26	17	0
Pinkett	3	24	12	0	Lipps	3	24	10	0
Duncan	2	15	9	0	Hill	1	7	7	0
Highsmith	3	21	11	0					
<b>TOTALS</b>	<b>29</b>	<b>315</b>	<b>32</b>	<b>2</b>	<b>TOTALS</b>	<b>15</b>	<b>127</b>	<b>20</b>	<b>0</b>

**INDIVIDUAL DEFENSE (press box stats)**

**OILERS** – Leading Tackler: Meads 6-4-10. Sacks: Fairs 1.0. Int.: None. FF: Brown 1. FR: McDowell 1, Moon 1, Pinkett 1.

**STEELERS** – Leading Tackler: Woodson 6-2-8, Lake 4-4-8. Sacks: None. Int.: None. FF: Woodson 1, Stone 1. FR: Woodson 1.

**AFC WILD CARD PLAYOFF GAME – 1990**  
**Cincinnati 41, Houston 14**  
**January 6, 1991 • Riverfront Stadium**

Boomer Esiason completed two touchdown passes and ran for a third in the Bengals' victory over the Oilers. Cincinnati built a 20-0 halftime lead as Ickey Woods ran one yard for a touchdown. Esiason flipped a two-yard scoring pass to Harold Green, and Jim Breech kicked two field goals (27 and 30 yards) in the first half. Cincinnati increased its lead to 34-0 in the third quarter when Eric Ball ran three yards for a touchdown and Esiason scored on a 10-yard keeper following James Francis's fumble recovery at Houston's 10-yard line. The Oilers scored on two touchdown passes from Cody Carlson to Ernest Givins (16 and 5 yards). Cincinnati held a 39:45 to 20:15 time-of-possession advantage.

Cincinnati	10	10	14	7	41
Houston	0	0	7	7	14

TEAM	SCORING PLAY	QTR-INTO
Bengals	Woods 1 yd. run (Breech kick)	1-6:24
Bengals	Breech 27 yd. field goal	1-13:50
Bengals	Green 2 yd. pass from Esiason (Breech kick)	2-5:42
Bengals	Breech 30 yd. field goal	2-14:17
Bengals	Ball 3 yd. run (Breech kick)	3-3:26
Bengals	Esiason 10 yd. run (Breech kick)	3-3:51
Oilers	Givins 16 yd. pass from Carlson (Garcia kick)	3-9:45
Bengals	Kattus 9 yd. pass from Esiason (Breech kick)	4-0:51
Oilers	Givins 5 yd. pass from Carlson (Garcia kick)	4-8:01

**Missed FG:** None  
**Attendance:** 60,012

	Bengals	Oilers
First downs	24	13
3rd-down conversion-att	4-13-30%	2-9-22%
4th-down conversion-att	2-2-100%	0-0-0%
Total yards	349	226
Rushing yards	187	67
Passing yards	162	165
Passes-comp.-Int.	25-15-1	33-16-1
Punts-avg.	3-45.0	6-42.6
Punt return yards	3-42	1-19
Kickoff return yards	3-58	6-114
Fumbles-lost	1-0	2-1
Penalties-yards	4-40	5-33
Field goals made-att	2-2	0-0
Time of possession	39:45	20:15

RUSHING											
OILERS	Att	Yds	Lg	TD	BENGALS	Att	Yds	Lg	TD		
White	4	2	5	0	Woods	6	11	4	1		
Carlson	4	22	12	0	Brooks	6	17	14	0		
Pinkett	5	43	16	0	Esiason	5	57	14	1		
					Ball	7	33	14	1		
					Green	11	55	12	0		
					Jennings	6	16	10	0		
					Wilhelm	3	-2	0	0		
<b>TOTALS</b>	<b>13</b>	<b>67</b>	<b>16</b>	<b>0</b>	<b>TOTALS</b>	<b>44</b>	<b>187</b>	<b>14</b>	<b>3</b>		

PASSING									
OILERS	Att	Cmp	Yds	TD-I	BENGALS	Att	Cmp	Yds	TD-I
Carlson	33	16	165	2-1	Esiason	20	14	150	2-0
					Wilhelm	5	1	12	0-0
<b>TOTALS</b>	<b>33</b>	<b>16</b>	<b>165</b>	<b>2-1</b>	<b>TOTALS</b>	<b>25</b>	<b>15</b>	<b>162</b>	<b>2-0</b>

RECEIVING											
OILERS	Rec	Yds	Lg	TD	BENGALS	Rec	Yds	Lg	TD		
White	1	5	5	0	Jennings	2	15	12	0		
Hill	1	5	5	0	Holman	2	51	46	0		
Jeffires	2	33	23	0	Woods	2	13	9	0		
Duncan	1	15	15	0	McGee	2	23	19	0		
Harris	4	37	17	0	Green	2	15	13	1		
Givins	6	60	16	2	Brown	2	14	9	0		
Pinkett	1	10	10	0	Kattus	2	19	10	1		
					Barber	1	12	12	0		
<b>TOTALS</b>	<b>16</b>	<b>165</b>	<b>23</b>	<b>2</b>	<b>TOTALS</b>	<b>12</b>	<b>152</b>	<b>46</b>	<b>2</b>		

**INDIVIDUAL DEFENSE (press box stats)**

**OILERS** – Leading Tackler: Kinard 8-4-12. Sacks: None. Int.: None. FF: None. FR: None.

**BENGALS** – Leading Tackler: Thomas 6-1-7. Sacks: None. Int.: Fulcher 1. FF: None. FR: Francis 1, Jennings 1.

# PLAYOFF GAME SUMMARIES

## AFC WILD CARD PLAYOFF GAME – 1991 Houston 17, N.Y. Jets 10 December 29, 1991 • Astrodome

Warren Moon threw a pair of touchdown passes to Ernest Givins and the Oilers' defense stopped the Jets inside Houston's 5-yard line twice in the second half to preserve the victory. The Oilers led 14-10 entering the third quarter, when the Jets took the second-half kickoff and consumed more than eight minutes while driving to the Houston 8-yard line. On third down, Ken O'Brien's pass was intercepted by safety Bubba McDowell at the 2. After Al Del Greco's 53-yard field goal put the Oilers ahead 17-10 early in the fourth quarter, New York drove to the Houston 3. But on third down, Al Smith stopped Brad Baxter for no gain. The Jets had one more chance after recovering Moon's fumble at the Oilers' 26 with 4:59 left in the game, but New York could not convert a first down. For Houston, Moon completed 28 of 40 passes for 271 yards, and Drew Hill had nine catches for 77 yards.

New York	0	10	0	0	10
Houston	7	7	0	3	17

TEAM	SCORING PLAY	QTR-INTO
Oilers	E. Givins 5 yd. pass from Moon (Del Greco kick)	1-9:16
Jets	A. Toon 10 yd. pass from O'Brien (Allegre kick)	2-2:44
Oilers	E. Givins 20 yd. pass from Moon (Del Greco kick)	2-11:04
Jets	Allegre 33 yd. field goal	2-14:56
Oilers	Del Greco 53 yd. field goal	4-1:31

**Missed FG:** Greco 46WR  
**Attendance:** 61,485

	Jets	Oilers
First downs	18	21
3rd-down conversion-att	6-12-50%	8-14-57%
4th-down conversion-att	0-2-0%	0-0-0%
Total yards	285	303
Rushing yards	71	71
Passing yards	214	232
Passes-comp.-Int.	31-21-3	40-28-1
Punts-avg.	2-36	2-44.5
Punt return yards	0-0	0-0
Kickoff return yards	3-54	1-0
Fumbles-lost	0-0	3-1
Penalties-yards	5-45	8-55
Field goals made-att	1-1	1-2
Time of possession	26:20	33:40

RUSHING									
OILERS	Att	Yds	Lg	TD	JETS	Att	Yds	Lg	TD
L. White	17	65	12	0	J. Hector	11	43	8	0
W. Moon	3	6	7	0	B. Baxter	5	14	5	0
					K. O'Brien	2	10	8	0
					F. McNeil	5	4	5	0
<b>TOTALS</b>	<b>20</b>	<b>71</b>	<b>12</b>	<b>0</b>	<b>TOTALS</b>	<b>23</b>	<b>71</b>	<b>8</b>	<b>0</b>

PASSING									
OILERS	Att	Cmp	Yds	TD-I	JETS	Att	Cmp	Yds	TD-I
W. Moon	40	28	271	2-1	K. O'Brien	31	21	221	1-3
<b>TOTALS</b>	<b>40</b>	<b>28</b>	<b>271</b>	<b>2-1</b>	<b>TOTALS</b>	<b>31</b>	<b>21</b>	<b>221</b>	<b>1-3</b>

RECEIVING									
OILERS	Rec	Yds	Lg	TD	JETS	Rec	Yds	Lg	TD
E. Givins	6	83	35	2	A. Toon	8	96	22	1
D. Hill	9	77	20	0	R. Moore	4	70	31	0
H. Jeffries	4	49	24	0	F. McNeil	4	23	10	0
L. White	4	31	17	0	M. Boyer	3	20	11	0
C. Duncan	4	24	8	0	T. Mathis	2	12	6	0
L. Harris	1	7	7	0					
<b>TOTALS</b>	<b>28</b>	<b>271</b>	<b>35</b>	<b>2</b>	<b>TOTALS</b>	<b>21</b>	<b>221</b>	<b>31</b>	<b>1</b>

### INDIVIDUAL DEFENSE (press box stats)

**OILERS** – Leading Tackler: Lathon 4-7-11. Sacks: Williams 1. Int.: McDowell 2, Orlando 1. FF: None. FR: Moon 2.

**JETS** – Leading Tackler: Clifton 5-6-11, Stargell 8-3-11. Sacks: Lewis 2.0, Lageman 1.0, Young 1.0. Int.: McMillan 1. FF: Young 1, Lageman 1. FR: Stargell 1.

## AFC DIVISIONAL PLAYOFF GAME – 1991 Denver 26, Houston 24 January 4, 1992 • Mile High Stadium

David Treadwell's 28-yard field goal with 16 seconds remaining capped a dramatic 87-yard drive in the closing moments to lift the Broncos over the Oilers. Treadwell's winning kick came shortly after John Elway's 44-yard completion to Vance Johnson on fourth-and-10 from the Denver 35-yard line. Earlier on the drive, Elway scrambled seven yards for a first down on fourth-and-6 from the 28. And it was Elway's 22-yard completion to Michael Young that got the Broncos out of a hole at their own 2-yard line. Denver started the winning drive there with no time outs left after Houston's Greg Montgomery dropped his punt out of bounds with 2:07 left in the game. Warren Moon passed for three touchdowns as Houston built first half leads of 14-0 and 21-6. But the Broncos defense stiffened, allowing only a field goal in the second half.

Denver	6	7	3	10	26
Houston	14	7	0	3	24

TEAM	SCORING PLAY	QTR-INTO
Oilers	H. Jeffries 15 yd. pass from Moon (Del Greco kick)	1-1:46
Oilers	D. Hill 9 yd. pass frm Moon (Del Greco kick)	1-9:44
Broncos	V. Johnson 10 yd. pass from Elway (kick no good)	1-13:43
Oilers	C. Duncan 6 yd. pass from Moon (Del Greco kick)	2-4:05
Broncos	G. Lewis 1 yd. run (Treadwell kick)	2-14:21
Broncos	D. Treadwell 49 yd. field goal	3-13:02
Oilers	A. Del Greco 25 yd. field goal	4-1:35
Broncos	G. Lewis 1 yd. run (Treadwell kick)	4-8:07
Broncos	D. Treadwell 28 yd. field goal	4-14:44

**Missed FG:** Del Greco 33WR  
**Attendance:** 75,301

	Broncos	Oilers
First downs	26	23
3rd-down conversion-att	5-11-45%	5-8-63%
4th-down conversion-att	3-3-100%	0-0-0%
Total yards	418	422
Rushing yards	151	97
Passing yards	267	325
Passes-comp.-Int.	34-20-1	36-27-1
Punts-avg.	2-40.5	1-44
Punt return yards	0-0	0-0
Kickoff return yards	4-88	6-82
Fumbles-lost	3-0	0-0
Penalties-yards	6-70	13-85
Field goals made-att	2-2	1-2
Time of possession	29:34	30:26

RUSHING									
OILERS	Att	Yds	Lg	TD	BRONCOS	Att	Yds	Lg	TD
L. White	17	79	10	0	G. Green	17	59	14	0
W. Moon	2	18	15	0	J. Elway	6	39	15	0
					R. Rivers	1	3	3	0
					G. Lewis	3	2	1	2
					S. Sewell	4	48	19	0
<b>TOTALS</b>	<b>19</b>	<b>97</b>	<b>15</b>	<b>0</b>	<b>TOTALS</b>	<b>31</b>	<b>151</b>	<b>19</b>	<b>2</b>

PASSING									
OILERS	Att	Cmp	Yds	TD-I	BRONCOS	Att	Cmp	Yds	TD-I
W. Moon	36	27	325	3-1	J. Elway	33	19	257	1-1
					S. Sewell	1	1	10	0-0
<b>TOTALS</b>	<b>36</b>	<b>27</b>	<b>325</b>	<b>3-1</b>	<b>TOTALS</b>	<b>34</b>	<b>20</b>	<b>267</b>	<b>1-1</b>

RECEIVING									
OILERS	Rec	Yds	Lg	TD	BRONCOS	Rec	Yds	Lg	TD
H. Jeffries	7	99	49	1	C. Kay	1	8	8	0
L. White	5	35	10	0	V. Johnson	5	78	44	1
E. Givins	6	111	29	0	D. Russell	1	20	20	0
D. Hill	2	21	12	1	S. Sharpe	3	20	7	0
C. Duncan	6	40	11	1	M. Young	4	85	32	0
T. Jones	1	19	19	0	R. Nattiel	2	27	23	0
					S. Sewell	3	28	16	0
					G. Green	1	1	1	0
<b>TOTALS</b>	<b>27</b>	<b>325</b>	<b>49</b>	<b>3</b>	<b>TOTALS</b>	<b>20</b>	<b>267</b>	<b>44</b>	<b>1</b>

### INDIVIDUAL DEFENSE (press box stats)

**OILERS** – Leading Tackler: A. Smith 6-1-7, L. Lathon 6-1-7. Sacks: None. Int.: R. Johnson 1. FF: B. Orlando 1, A. Smith 1. FR: None.

**BRONCOS** – Leading Tackler: C. Dimry 9-0-9, M. Brooks 7-2-9. Sacks: None. Int.: S. Atwater 1. FF: None. FR: J. Davidson 1.

# PLAYOFF GAME SUMMARIES

**AFC WILD CARD PLAYOFF GAME – 1992**  
**Buffalo 41, Houston 38 (OT)**  
 January 3, 1993 • Rich Stadium

Warren Moon threw for 220 yards and four touchdowns in the first half as Houston jumped out to a 28-3 lead. Early in the third quarter, Oilers defensive back Bubba McDowell intercepted Frank Reich's first pass of the second half and returned it 58 yards for a touchdown as the Oilers took a commanding 32-point lead, 35-3. Then, Buffalo started the comeback, advancing 50 yards to score on Davis' 1-yard touchdown run to cut the deficit to 35-10. After a recovered onside kick by the Bills which led to a touchdown, and a 26-yard touchdown pass to wide receiver Andre Reed, the lead was trimmed to 35-24. On the Oilers' ensuing possession, Bills safety Henry Jones intercepted a pass from Moon which led to another touchdown pass from Reich to Reed. Kicker Al Del Greco attempted a field goal to increase the Oilers' lead, but the snap was fumbled. The Bills then scored on a 17-yard touchdown pass, taking the lead 38-35 with three minutes remaining in the game. A last minute drive ending in a 26-yard field goal from Del Greco would send the game into overtime. Early in overtime, Bills defensive back Nate Odomes intercepted a pass from Moon, setting up Steve Christie's 32-yard game-winning field goal.

Buffalo	..... 3	0	28	7	3	41
Houston	..... 7	21	7	3	0	38

TEAM	SCORING PLAY	QTR-LEFT
Oilers	H. Jeffries 3 pass from W. Moon (A. Del Greco kick)	1-5:51
Bills	S. Christie 36 field goal	1-1:24
Oilers	W. Slaughter 7 pass from W. Moon (A. Del Greco kick)	2-8:59
Oilers	C. Duncan 26 pass from W. Moon (A. Del Greco kick)	2-4:09
Oilers	H. Jeffries 27 pass from W. Moon (A. Del Greco kick)	2-0:14
Oilers	B. McDowell 58 INT return (A. Del Greco kick)	3-13:19
Bills	K. Davis 1 run (D. Christie, kick)	3-8:52
Bills	D. Beebe 38 pass from F. Reich (D. Christie kick)	3-7:56
Bills	A. Reed 26 pass from F. Reich (D. Christie kick)	3-4:21
Bills	A. Reed 18 pass from F. Reich (D. Christie kick)	3-2:00
Bills	A. Reed 17 pass from F. Reich (D. Christie kick)	4-3:08
Oilers	A. Del Greco 26 field goal	4-0:12
Bills	D. Christie 32 field goal	5-11:54

Missed FG: None  
 Attendance: 75,141

	Bills	Oilers
First downs	19	27
3rd-down conversion-att	8-15-53%	6-14-43%
4th-down conversion-att	2-3-67%	2-3-67%
Total yards	366	429
Rushing yards	98	82
Passing yards	268	347
Passes-comp.-Int.	34-21-1	50-36-2
Punts-avg.	2-35	2-24.5
Punt return yards	0-0	1-7
Kickoff return yards	5-55	4-27
Fumbles-lost	0-0	2-0
Penalties-yards	4-30	4-30
Field goals made-att	2-2	1-1
Time of possession	25:27	37:39

OILERS		RUSHING				BILLS			
Att	Yds	Lg	TD	Att	Yds	Lg	TD		
W. Moon	2	7	5	0	T. Thomas	11	26	6	0
L. White	19	75	14	0	K. Davis	13	68	35	1
Montgomery	1	0	0	0	C. Gardner	1	5	5	0
					F. Reich	1	-1	-1	0
<b>TOTALS</b>	<b>22</b>	<b>82</b>	<b>14</b>	<b>0</b>	<b>TOTALS</b>	<b>26</b>	<b>98</b>	<b>35</b>	<b>1</b>

OILERS		PASSING				BILLS			
Att	Cmp	Yds	TD-I	Att	Cmp	Yds	TD-I		
W. Moon	50	36	371	4-2	F. Reich	34	21	289	4-1
<b>TOTALS</b>	<b>50</b>	<b>36</b>	<b>371</b>	<b>4-2</b>	<b>TOTALS</b>	<b>34</b>	<b>21</b>	<b>289</b>	<b>4-1</b>

OILERS		RECEIVING				BILLS			
Rec	Yds	Lg	TD	Rec	Yds	Lg	TD		
C. Duncan	8	57	26	1	P. Metzelaars	3	43	2	0
W. Slaughter	8	73	18	1	A. Reed	8	136	27	3
H. Jeffries	8	98	32	2	T. Thomas	2	-3	1	0
E. Givins	9	117	27	0	D. Beebe	4	64	38	1
L. Harris	2	15	9	0	J. Lofton	2	24	18	0
L. White	1	11	11	0	K. Davis	2	25	19	0
<b>TOTALS</b>	<b>36</b>	<b>371</b>	<b>32</b>	<b>4</b>	<b>TOTALS</b>	<b>21</b>	<b>289</b>	<b>38</b>	<b>4</b>

**INDIVIDUAL DEFENSE (press box stats)**

**OILERS** – Leading Tackler: A. Smith 4-3-7. Sacks: W. Fuller 2.0, S. Jones 1.0. Int.: B. McDowell 1. FF: None. FR: None.

**BILLS** – Leading Tackler: P. Hansen 10-0-10. Sacks: J. Wright 2.0, P. Hansen 1.0, D. Talley 1.0. Int.: H. Jones 1, N. Odomes 1. FF: D. Talley 1. FR: None.

**AFC DIVISIONAL PLAYOFF GAME – 1993**  
**Kansas City 28, Houston 20**  
 January 16, 1994 • Astrodome

Joe Montana threw three second-half touchdown passes, including two just 54 seconds apart in the fourth quarter, to rally the Chiefs past the Oilers. Houston, which entered the game with an 11-game winning streak, jumped out to a 10-0 lead in the opening quarter and still led 13-7 after Al Del Greco's 43-yard field goal with 9:37 remaining in the fourth quarter. But Kansas City marched 71 yards in only 59 seconds, the key play a 38-yard pass interference penalty against Oilers cornerback Cris Dishman, to take the lead for the first time on Montana's 11-yard touchdown pass to J.J. Birden. On the next play from scrimmage, Chiefs linebacker Derrick Thomas sacked Warren Moon, forcing a fumble that defensive tackle Dan Saleaumua recovered at the Oilers' 12-yard line. On third down, Montana's 18-yard touchdown pass to Willie Davis put Kansas City ahead 21-13 with 7:44 left. Houston drove 80 yards to a touchdown to pull within one point with 3:45 to go, but Marcus Allen's 21-yard touchdown run at the 1:55 mark sealed the Oilers' fate.

Kansas City	..... 0	0	7	21	28
Houston	..... 10	0	0	10	20

TEAM	SCORING PLAY	QTR-LEFT
Oilers	A. Del Greco 49 field goal	1-11:10
Oilers	C. Brown 2 run (A. Del Greco kick)	1-1:59
Chiefs	K. Cash 7 pass from J. Montana (N. Lowery kick)	3-10:19
Oilers	A. Del Greco 43 field goal	4-9:37
Chiefs	J. Birden 11 pass from J. Montana (N. Lowery kick)	4-8:38
Chiefs	W. Davis 18 pass from J. Montana (N. Lowery kick)	4-7:44
Oilers	E. Givins 7 pass from W. Moon (A. Del Greco kick)	4-3:35
Chiefs	M. Allen 21 run (N. Lowery kick)	4-1:55

Missed FG: None  
 Attendance: 64,011

	Chiefs	Oilers
First downs	18	19
3rd-down conversion-att	6-12-50%	7-15-47%
4th-down conversion-att	0-1-0%	0-1-0%
Total yards	354	277
Rushing yards	71	39
Passing yards	283	238
Passes-comp.-Int.	38-22-2	43-32-1
Punts-avg.	3-45	5-48.6
Punt return yards	4-44	1-12
Kickoff return yards	2-38	3-50
Fumbles-lost	0-0	7-2
Penalties-yards	7-51	3-63
Field goals made-att	0-0	2-2
Time of possession	24:18	35:42

OILERS		RUSHING				CHIEFS			
Att	Yds	Lg	TD	Att	Yds	Lg	TD		
W. Moon	3	22	17	0	M. Allen	14	74	21	1
G. Brown	11	17	5	1	D. Krieg	2	-2	-1	0
					K. Anders	1	0	0	0
					J. Montana	1	-1	-1	0
<b>TOTALS</b>	<b>14</b>	<b>39</b>	<b>17</b>	<b>1</b>	<b>TOTALS</b>	<b>18</b>	<b>71</b>	<b>21</b>	<b>1</b>

OILERS		PASSING				CHIEFS			
Att	Cmp	Yds	TD-I	Att	Cmp	Yds	TD-I		
W. Moon	43	32	306	1-1	J. Montana	38	22	299	3-2
<b>TOTALS</b>	<b>43</b>	<b>32</b>	<b>306</b>	<b>1-1</b>	<b>TOTALS</b>	<b>38</b>	<b>22</b>	<b>299</b>	<b>3-2</b>

OILERS		RECEIVING				CHIEFS			
Rec	Yds	Lg	TD	Rec	Yds	Lg	TD		
H. Jeffries	9	88	28	0	J. Birden	6	60	14	1
E. Givins	7	63	15	1	W. Davis	5	96	36	1
G. Wellman	6	80	30	0	K. Cash	4	80	41	1
C. Duncan	6	49	14	0	T. Barnett	2	24	14	0
G. Brown	4	26	12	0	T. McNair	2	9	9	0
					M. Allen	1	12	12	0
					J. Hayes	1	9	9	0
					F. Jones	1	9	9	0
<b>TOTALS</b>	<b>32</b>	<b>306</b>	<b>30</b>	<b>1</b>	<b>TOTALS</b>	<b>22</b>	<b>299</b>	<b>41</b>	<b>3</b>

**INDIVIDUAL DEFENSE (press box stats)**

**OILERS** – Leading Tackler: B. Orlando 8-2-10. Sacks: W. Fuller 1.0, L. Lathon 1.0. Int.: S. Jackson 1, T. Hoage 1. FF: None. FR: None.

**CHIEFS** – Leading Tackler: A. Lewis 8-0-8, M. Bayless 6-2-8, C. Mincy 6-2-8. Sacks: A. Lewis 2.0, D. Thomas 2.0, B. Thompson 2.0, N. Smith 1.0, J. Phillips 1.0. Int.: C. Mincy 1. FF: None. FR: Saleaumua 1.

# PLAYOFF GAME SUMMARIES

**AFC WILD CARD PLAYOFF GAME – 1999**  
**Tennessee 22, Buffalo 16**  
**January 8, 2000 • Adelphia Coliseum**

One of the most memorable finishes in NFL playoff history gave the Titans the franchise's first playoff win since 1991, a 22-16 stunner over the visiting Buffalo Bills. After Steve Christie kicked a 41-yard field goal to give Buffalo a 16-15 lead with 16 seconds remaining, Kevin Dyson returned a Frank Wycheck lateral on the ensuing kickoff 75 yards for a touchdown with three seconds left in the game. The play, quickly dubbed as the "Music City Miracle," gave Tennessee a 22-16 lead that turned into a victory after Buffalo's last-ditch hopes for a matching return touchdown were thwarted. Eddie George paced Tennessee's offense with a 29-carry, 106-yard performance. The victory, in front of a franchise-record crowd at Adelphia Coliseum, allowed the franchise to advance to the AFC Divisional Playoffs for the first time since 1993. The Titans took a 12-0 lead into intermission, but the Bills stormed back behind two touchdowns from Antowain Smith that gave Buffalo a 13-12 lead with 11:08 remaining. Al Del Greco's 36-yard field goal gave the Titans a 15-13 lead with 1:48 remaining, setting up the game's final dramatic moments.

Buffalo	0	0	7	9	16
Tennessee	0	12	0	10	22

TEAM	SCORING PLAY	QTR-LEFT
Titans	R. Johnson sacked by J. Kearse for safety	2-11:19
Titans	S. McNair 1 run (A. Del Greco kick)	2-7:55
Titans	A. Del Greco 40 field goal	2-0:00
Bills	A. Smith 4 run (S. Christie kick)	3-12:28
Bills	A. Smith 1 run (Two-pt. attempt failed)	4-11:08
Titans	A. Del Greco 36 field goal	4-1:48
Bills	S. Christie 41 field goal	4-0:16
Titans	K. Dyson 75 kickoff return (A. Del Greco kick)	4-0:03

**Missed FG:** A. Del Greco 43W/L  
**Attendance:** 66,782

	Bills	Titans
First downs	13	16
3rd-down conversion-att	5-13-38%	4-16-25%
4th-down conversion-att	0-0-0%	0-0-0%
Total Yards	219	194
Rushing yards	123	139
Passing yards	96	55
Passes-comp.-Int.	22-10-0	24-13-0
Punts-avg.	8-38.5	7-41
Punt return yards	3-10	6-32
Kickoff return yards	4-73	5-192
Fumbles-lost	2-2	2-1
Penalties-yards	10-59	2-12
Field goals made-att	1-2	2-2
Time of possession	24:54	35:06

RUSHING									
TITANS	Att	Yds	Lg	TD	BILLS	Att	Yds	Lg	TD
E. George	29	106	9	0	A. Smith	14	79	44	2
S. McNair	6	19	10	1	J. Linton	5	25	12	0
R. Thomas	4	14	13	0	T. Thomas	5	10	9	0
					R. Johnson	3	9	4	0
<b>TOTALS</b>	<b>39</b>	<b>139</b>	<b>13</b>	<b>1</b>	<b>TOTALS</b>	<b>27</b>	<b>123</b>	<b>44</b>	<b>2</b>

PASSING									
TITANS	Att	Cmp	Yds	TD-I	BILLS	Att	Cmp	Yds	TD-I
S. McNair	24	13	76	0-1	R. Johnson	22	10	131	0-0
<b>TOTALS</b>	<b>24</b>	<b>13</b>	<b>76</b>	<b>0-1</b>	<b>TOTALS</b>	<b>22</b>	<b>10</b>	<b>131</b>	<b>0-0</b>

RECEIVING									
TITANS	Rec	Yds	Lg	TD	BILLS	Rec	Yds	Lg	TD
F. Wycheck	4	29	14	0	P. Price	5	62	15	0
J. Harris	4	20	10	0	E. Moulds	3	62	37	0
E. George	2	4	3	0	S. Gash	1	6	6	0
C. Sanders	1	11	11	0	B. Collins	1	1	1	0
Y. Thigpen	1	8	8	0					
K. Dyson	1	4	4	0					
<b>TOTALS</b>	<b>13</b>	<b>76</b>	<b>14</b>	<b>0</b>	<b>TOTALS</b>	<b>10</b>	<b>131</b>	<b>37</b>	<b>0</b>

**INDIVIDUAL DEFENSE (press box stats)**

**TITANS** – Leading Tackler: B. Bishop 6-1-7. Sacks: J. Kearse 2.0, J. Fisk 1.0, S. Rolle 1.0, J. Evans 1.0, K. Holmes 1.0. Int.: None. FF: J. Kearse 1. FR: B. Wortham 1.  
**BILLS** – Leading Tackler: J. Holecek 10-3-13. Sacks: B. Smith 2.5, P. Hansen 0.5. Int.: A. Winfield 1. FF: K. Schulz 1. FR: P. Hansen 1.

**AFC DIVISIONAL PLAYOFF GAME – 1999**  
**Tennessee 19, Indianapolis 16**  
**January 16, 2000 • RCA Dome**

Eddie George ran for a franchise playoff-record 162 yards and a touchdown as the Tennessee Titans advanced to their first AFC Championship Game since 1979 with a 19-16 victory over the Indianapolis Colts at the RCA Dome. George's 68-yard touchdown run on the first drive of the third quarter gave the Titans the lead for good, and Tennessee's defense held rookie standout Edgerrin James to only 56 yards rushing on 20 carries. Al Del Greco set franchise post-season records for field goals in a game and a career, kicking two of his four field goals in each half to give him 11 for his career. Indiana native Blaine Bishop led the inspired Tennessee defense with 11 tackles and two passes defensed, and the defensive unit as a whole held Peyton Manning in check, with the second-year signal caller completing only 19 of 43 passes for 227 yards in the loss. The Colts pulled within three points with 1:51 remaining on Manning's 15-yard TD run, but Yancey Thigpen sealed Tennessee's victory by recovering Danny Knight's ensuing onside kick.

Indianapolis	3	6	0	7	16
Tennessee	0	6	7	6	19

TEAM	SCORING PLAY	QTR-LEFT
Colts	M. Vanderjagt 40 field goal	1-7:13
Titans	A. Del Greco 49 field goal	2-14:56
Colts	M. Vanderjagt 40 field goal	2-5:38
Titans	A. Del Greco 37 field goal	2-3:15
Colts	M. Vanderjagt 34 field goal	2-0:01
Titans	E. George 68 run (A. Del Greco kick)	3-13:19
Titans	A. Del Greco 25 field goal	4-12:57
Titans	A. Del Greco 43 field goal	4-4:19
Colts	P. Manning 15 run (M. Vanderjagt kick)	4-1:51

**Missed FG:** None  
**Attendance:** 57,097

	Colts	Titans
First downs	19	13
3rd-down conversion-att	5-15-33%	3-14-21%
4th-down conversion-att	0-1-0%	0-0-0%
Total yards	305	309
Rushing yards	78	197
Passing yards	227	112
Passes-comp.-Int.	43-19-0	24-13-0
Punts-avg.	7-48.6	5-52
Punt return yards	2-24	3-49
Kickoff return yards	6-87	2-47
Fumbles-lost	1-0	1-1
Penalties-yards	7-60	9-78
Field goals made-att	3-3	4-4
Time of possession	28:55	31:05

RUSHING									
TITANS	Att	Yds	Lg	TD	COLTS	Att	Yds	Lg	TD
E. George	26	162	68	1	E. James	20	56	14	0
S. McNair	7	35	29	0	P. Manning	2	22	15	1
<b>TOTALS</b>	<b>33</b>	<b>197</b>	<b>68</b>	<b>1</b>	<b>TOTALS</b>	<b>22</b>	<b>78</b>	<b>15</b>	<b>1</b>

PASSING									
TITANS	Att	Cmp	Yds	TD-I	COLTS	Att	Cmp	Yds	TD-I
S. McNair	24	13	112	0-0	P. Manning	43	19	227	0-0
<b>TOTALS</b>	<b>24</b>	<b>13</b>	<b>112</b>	<b>0-0</b>	<b>TOTALS</b>	<b>43</b>	<b>19</b>	<b>227</b>	<b>0-0</b>

RECEIVING									
TITANS	Rec	Yds	Lg	TD	COLTS	Rec	Yds	Lg	TD
Y. Thigpen	3	19	7	0	M. Harrison	5	65	25	0
F. Wycheck	3	16	6	0	J. Pathon	5	44	13	0
E. George	3	14	6	0	T. Wilkins	4	55	23	0
C. Sanders	2	38	26	0	K. Dilger	2	12	7	0
K. Dyson	2	25	15	0	E.G. Green	1	33	33	0
					M. Pollard	1	10	10	0
					E. James	1	8	8	0
<b>TOTALS</b>	<b>13</b>	<b>112</b>	<b>26</b>	<b>0</b>	<b>TOTALS</b>	<b>19</b>	<b>227</b>	<b>33</b>	<b>0</b>

**INDIVIDUAL DEFENSE (press box stats)**

**TITANS** – Leading Tackler: B. Bishop 6-1-7. Sacks: None. Int.: None. FF: D. Sidney 1. FR: None.  
**COLTS** – Leading Tackler: M. Barber 9-1-10. Sacks: None. Int.: None. FF: None. FR: M. Thomas 1.

# PLAYOFF GAME SUMMARIES

**AFC CHAMPIONSHIP GAME – 1999**  
**Tennessee 33, Jacksonville 14**  
**January 23, 2000 • Alltel Stadium**

The Titans advanced to the Super Bowl for the first time in franchise history by defeating the Jacksonville Jaguars for the third time in the same season, 33-14, at Alltel Stadium. Steve McNair ran for 91 yards and two second-half touchdowns, combining with Eddie George for 177 yards rushing on the afternoon. The Titans' defense turned in a dominant performance, forcing six Jacksonville turnovers, including two fumbles and two interceptions from Mark Brunell. Jacksonville led 14-7 on a 33-yard TD run by James Stewart. But the Titans then scored 26 unanswered points, including an Al Del Greco 34-yard field goal that cut the Jaguar lead to 14-10 at halftime. McNair scored on a 1-yard run with 9:24 remaining in the third quarter, and after Mark Brunell was dropped for a safety, Derrick Mason ran the ensuing free kick 80 yards for a touchdown. McNair scored his second touchdown of the game with seven minutes remaining, sealing the 33-14 outcome. The win gave the Titans their first AFC Championship since the AFL-NFL merger, and advanced them to Super Bowl XXXIV against St. Louis.

Jacksonville	7	7	0	0	14
Tennessee	7	3	16	7	33

TEAM	SCORING PLAY	QTR-LEFT
Jaguars	K. Brady 7 pass from M. Brunell (M. Hollis kick)	1-11:20
Titans	Y. Thigpen 9 pass from S. McNair (A. Del Greco kick)	1-5:30
Jaguars	J. Stewart 33 run (M. Hollis kick)	2-4:36
Titans	A. Del Greco 34 field goal	2-0:20
Titans	S. McNair 1 run (A. Del Greco kick)	3-9:24
Titans	M. Brunell sacked by J. Evans & J. Fisk for safety	3-5:13
Titans	D. Mason 80 kickoff return (A. Del Greco kick)	3-4:56
Titans	S. McNair 1 run (A. Del Greco kick)	4-6:59

**Missed FG:** None  
**Attendance:** 75,206

	Jaguars	Titans
First downs	20	17
3rd-down conversion-att	3-10-30%	3-10-30%
4th-down conversion-att	0-2-0%	0-0-0%
Total yards	360	289
Rushing yards	144	177
Passing yards	216	112
Passes-comp.-Int.	38-19-2	23-14-1
Punts-avg.	3-45.3	5-39.8
Punt return yards	3-2	2-14
Kickoff return yards	6-80	4-174
Fumbles-lost	5-4	5-3
Penalties-yards	9-100	5-39
Field goals made-att	0-0	1-1
Time of possession	28:24	31:36

RUSHING									
TITANS	Att	Yds	Lg	TD	JAGUARS	Att	Yds	Lg	TD
S. McNair	9	91	51	2	F. Taylor	19	110	31	0
E. George	25	86	20	0	J. Stewart	3	35	33	1
					M. Brunell	1	-1	-1	0
<b>TOTALS</b>	<b>34</b>	<b>177</b>	<b>51</b>	<b>2</b>	<b>TOTALS</b>	<b>23</b>	<b>144</b>	<b>33</b>	<b>1</b>

PASSING									
TITANS	Att	Cmp	Yds	TD-I	JAGUARS	Att	Cmp	Yds	TD-I
S. McNair	23	14	112	1-1	M. Brunell	38	19	226	1-2
<b>TOTALS</b>	<b>23</b>	<b>14</b>	<b>112</b>	<b>1-1</b>	<b>TOTALS</b>	<b>38</b>	<b>19</b>	<b>226</b>	<b>1-2</b>

RECEIVING									
TITANS	Rec	Yds	Lg	TD	JAGUARS	Rec	Yds	Lg	TD
J. Harris	3	33	15	0	K. McCardell	6	67	18	0
E. George	3	19	15	0	J. Smith	5	92	37	0
I. Byrd	2	19	11	0	K. Brady	5	44	17	1
Y. Thigpen	2	16	9	1	F. Taylor	2	16	9	0
F. Wycheck	2	12	8	0	D. Jones	1	7	7	0
K. Dyson	1	12	1	0					
L. Neal	1	1	1	0					
<b>TOTALS</b>	<b>14</b>	<b>112</b>	<b>15</b>	<b>1</b>	<b>TOTALS</b>	<b>19</b>	<b>226</b>	<b>37</b>	<b>1</b>

**INDIVIDUAL DEFENSE (press box stats)**

**TITANS** – Leading Tackler: E. Robinson 6-1-7. Sacks: B. Bishop 1.0, K. Holmes 1.0, J. Evans 0.5, J. Fisk 0.5. Int.: M. Robertson 1, D. Mitchell 1. FF: E. Robinson 2, B. Bishop 1, K. Holmes 1. FR: D. Walker 1, J. Kearse 1, J. Fisk 1.  
**JAGUARS** – Leading Tackler: K. Hardy 6-4-10. Sacks: T. Brackens 1.0. Int.: F. Bryant 1. FF: T. Brackens 1, L. Marts 1, K. Hardy 1. FR: L. Marts 1, T. Brackens 1.

**SUPER BOWL XXXIV – 1999**  
**St. Louis 23, Tennessee 16**  
**January 30, 2000 • Georgia Dome**

The Titans' magical season ended at the Georgia Dome, as receiver Kevin Dyson was stopped just short of the goal line on the game's last play by Rams linebacker Mike Jones in a 23-16 St. Louis victory. The play ended an inspired two-minute drive led by Steve McNair, who broke Super Bowl records for rushing yards by a quarterback in both one game and one play for the Titans. The Rams held a 9-0 lead at halftime, extending their lead to 16-0 on a nine yard TD reception by Torry Holt with 7:20 left in the third quarter. The Titans charged back on two touchdown runs by Eddie George, and tied the score at 16 on a 43-yard Al Del Greco field goal with 2:12 remaining. On the first play of the ensuing drive, Isaac Bruce broke free and scored on a 73-yard touchdown pass from Kurt Warner, giving the Rams a seven-point advantage. McNair then led a 12-play, 87-yard drive that culminated in the completion to Dyson. McNair's prolific day included 64 yards rushing. George, meanwhile, rushed for 95 yards to become the Titans' career playoff rushing leader.

St. Louis	3	6	7	7	23
Tennessee	0	0	6	10	16

TEAM	SCORING PLAY	QTR-LEFT
Rams	J. Wilkins 27 yd. field goal	1-3:00
Rams	J. Wilkins 29 yd. field goal	2-4:16
Rams	J. Wilkins 28 yd. field goal	2-0:15
Rams	T. Holt 9 yd. pass from K. Warner (J. Wilkins kick)	3-7:20
Titans	E. George 1 yd. run (two-pt attempt failed)	3-0:14
Titans	E. George 2 yd. run (A. Del Greco kick)	4-7:21
Titans	Del Greco 43 yd. field goal	4-2:12
Rams	I. Bruce 73 yd. pass from K. Warner (J. Wilkins kick)	4-1:54

**Missed FG:** J. Wilkins 34WR, A. Del Greco 47WL, 47B  
**Attendance:** 72,625

	Rams	Titans
First downs	23	27
3rd-down conversion-att	5-12-42%	6-13-46%
4th-down conversion-att	0-1-0%	1-1-100%
Total yards	436	367
Rushing yards	29	159
Passing yards	407	208
Passes-comp.-Int.	45-24-0	36-22-0
Punts-avg.	2-38.2	3-43
Punt return yards	2-8	1-1
Kickoff return yards	4-55	5-122
Fumbles-lost	2-0	1-0
Penalties-yards	8-60	7-45
Field goals made-att	3-4	1-3
Time of possession	23:34	36:26

RUSHING											
TITANS	Att	Yds	Lg	TD	RAMS	Att	Yds	Lg	TD		
E. George	28	95	13	2	M. Faulk	10	17	4	0		
S. McNair	8	64	23	0	R. Holcombe	1	11	11	0		
					K. Warner	1	1	1	0		
					M. Horan	1	0	0	0		
<b>TOTALS</b>	<b>36</b>	<b>159</b>	<b>23</b>	<b>2</b>	<b>TOTALS</b>	<b>13</b>	<b>29</b>	<b>11</b>	<b>0</b>		

PASSING											
TITANS	Att	Cmp	Yds	TD-I	RAMS	Att	Cmp	Yds	TD-I		
S. McNair	36	22	214	0-0	K. Warner	45	24	414	2-0		
<b>TOTALS</b>	<b>36</b>	<b>22</b>	<b>214</b>	<b>0-0</b>	<b>TOTALS</b>	<b>45</b>	<b>24</b>	<b>414</b>	<b>2-0</b>		

RECEIVING											
TITANS	Rec	Yds	Lg	TD	RAMS	Rec	Yds	Lg	TD		
J. Harris	7	64	21	0	T. Holt	7	109	32	1		
F. Wycheck	5	35	13	0	I. Bruce	6	162	73	1		
K. Dyson	4	41	16	0	M. Faulk	5	90	52	0		
E. George	2	35	32	0	A. Hakim	1	17	17	0		
I. Byrd	2	21	21	0	E. Conwell	1	16	16	0		
D. Mason	2	18	9	0	R. Proehl	1	11	11	0		
					R. Williams	1	9	9	0		
					R. Holcombe	1	1	1	0		
					F. Miller	1	-1	-1	0		
<b>TOTALS</b>	<b>22</b>	<b>214</b>	<b>32</b>	<b>0</b>	<b>TOTALS</b>	<b>24</b>	<b>414</b>	<b>73</b>	<b>2</b>		

**INDIVIDUAL DEFENSE (press box stats)**

**TITANS** – Leading Tackler: B. Bishop 4-1-5, A. Dorsett 1-4-5. Sacks: J. Fisk 1.0. Int.: None. FF: None. FR: None.  
**RAMS** – Leading Tackler: B. Jenkins 9-3-12. Sacks: K. Carter 1.0. Int.: None. FF: B. Jenkins 1. FR: None.

# PLAYOFF GAME SUMMARIES

## AFC DIVISIONAL PLAYOFF GAME – 2000 Baltimore 24, Tennessee 10 January 7, 2001 • Adelphia Coliseum

The Baltimore Ravens used big plays on defense and special teams to advance to the AFC Championship Game with a 24-10 victory over the Tennessee Titans at Adelphia Coliseum. Anthony Mitchell returned a blocked Al Del Greco field goal attempt 90 yards for a touchdown to break a 10-10 tie, and NFL Defensive Player of the Year Ray Lewis returned an interception 50 yards for a touchdown to seal Baltimore's win with 6:41 remaining in the fourth quarter. The Titans took control of the game early, as Eddie George capped off an opening drive that spanned 11 plays and 58 yards with a two-yard touchdown run. Regardless of the final score, it was a dominant performance by the Tennessee defense, as they held the Ravens to six first downs, 134 total yards, and only five completions by Baltimore quarterback Trent Dilfer. Offensively, the Titans dominated Baltimore in first downs (23 to 6), rushing yards (126 to 49) and passing yards (191 to 85), but Baltimore's big plays were ultimately too much to overcome. The loss ended the Titans' reign as AFC Champions and their season at 13-4.

Baltimore	0	7	3	14	24
Tennessee	7	0	3	0	10

TEAM	SCORING PLAY	QTR-LEFT
Titans	E. George 2 run (A. Del Greco kick)	1-7:43
Ravens	Ja. Lewis 1 run (M. Stover kick)	2-9:46
Titans	A. Del Greco 21 field goal	3-8:14
Ravens	M. Stover 38 field goal	3-3:05
Ravens	A. Mitchell 90 field goal return (M. Stover kick)	4-12:12
Ravens	R. Lewis 50 interception return (M. Stover kick)	4-6:41

**Missed FG:** A. Del Greco 45B, 31LU, 37B

**Attendance:** 68,527

	Ravens	Titans
First downs	6	23
3rd-down conversion-att	2-11-18%	5-16-31%
4th-down conversion-att	0-0-0%	0-2-0%
Total yards	134	317
Rushing yards	49	126
Passing yards	85	191
Passes-comp.-Int.	17-5-0	47-25-1
Punts-avg.	8-27.6	5-37.8
Punt return yards	1-4	2-5
Kickoff return yards	3-69	4-55
Fumbles-lost	0-0	0-0
Penalties-yards	7-50	6-55
Field goals made-att	1-1	1-4
Time of possession	19:31	40:29

RUSHING									
TITANS	Att	Yds	Lg	TD	RAVENS	Att	Yds	Lg	TD
E. George	27	91	15	1	Ja. Lewis	17	47	14	1
S. McNair	5	31	11	0	T. Dilfer	4	1	4	0
R. Thomas	1	4	4	0	Je. Lewis	1	1	1	0
					S. Gash	1	0	0	0
<b>TOTALS</b>	<b>33</b>	<b>126</b>	<b>15</b>	<b>1</b>	<b>TOTALS</b>	<b>23</b>	<b>49</b>	<b>14</b>	<b>1</b>

PASSING									
TITANS	Att	Cmp	Yds	TD-I	RAVENS	Att	Cmp	Yds	TD-I
S. McNair	46	24	176	0-1	T. Dilfer	16	5	117	0-0
N. O'Donnell	1	1	19	0-0	T. Banks	1	0	0	0-0
<b>TOTALS</b>	<b>47</b>	<b>25</b>	<b>195</b>	<b>0-1</b>	<b>TOTALS</b>	<b>17</b>	<b>5</b>	<b>117</b>	<b>0-0</b>

RECEIVING									
TITANS	Rec	Yds	Lg	TD	RAVENS	Rec	Yds	Lg	TD
E. George	8	5	10	0	Q. Ismail	3	53	33	0
D. Mason	7	88	19	0	S. Sharpe	1	56	56	0
F. Wycheck	5	31	13	0	B. Stokley	1	8	8	0
Y. Thigpen	3	25	11	0					
E. Kinney	1	9	9	0					
S. McNair	1	-10	-10	0					
<b>TOTALS</b>	<b>25</b>	<b>195</b>	<b>19</b>	<b>0</b>	<b>TOTALS</b>	<b>5</b>	<b>117</b>	<b>56</b>	<b>0</b>

### INDIVIDUAL DEFENSE (press box stats)

**TITANS** – Leading Tackler: R. Godfrey 7-2-9. Sacks: R. Godfrey 1.0, J. Fisk 1.0, H. Ford 1.0. Int.: None. FF: None. FR: None.

**RAVENS** – Leading Tackler: R. Lewis 9-3-12. Sacks: S. Adams 1.0. Int.: R. Lewis 1. FF: None. FR: None.

## AFC DIVISIONAL PLAYOFF GAME – 2002 Tennessee 34, Pittsburgh 31 (OT) January 11, 2003 • Adelphia Coliseum

Joe Nedney got a chance for redemption and made a 26-yard field goal 2:15 into overtime that gave the Titans a bruising 34-31 playoff victory over the Pittsburgh Steelers. The kick was the result of a penalty on the previous play by cornerback Dewayne Washington. He drew a 5-yard flag for running into Nedney, giving the kicker another chance after he hooked a 31-yard attempt wide right. Titans quarterback Steve McNair passed for 338 yards and two touchdowns in the game, while tight end Frank Wycheck set a career high with 123 yards on 10 receptions. The Titans scored the game's first 14 points on McNair and Eddie George runs before the Steelers responded with 20 unanswered points. Wycheck and Erron Kinney each caught touchdown passes in the second half. Nedney's game-winner gave the Titans their first victory in four playoff games against Pittsburgh and propelled them into the AFC Championship Game at Oakland.

Pittsburgh	0	13	7	11	0	31
Tennessee	14	0	14	3	3	34

TEAM	SCORING PLAY	QTR-LEFT
Titans	S. McNair 8 run (J. Nedney kick)	1-11:01
Titans	E. George 1 run (J. Nedney kick)	1-0:17
Steelers	H. Ward 8 pass from T. Maddox (J. Reed kick)	2-9:29
Steelers	J. Reed 30 field goal	2-6:47
Steelers	J. Reed 39 field goal	2-0:00
Steelers	A. Zereoue 31 run (J. Reed kick)	3-14:37
Titans	F. Wycheck 7 pass from S. McNair (J. Nedney kick)	3-9:37
Titans	E. Kinney 2 pass from S. McNair (J. Nedney kick)	3-4:38
Steelers	H. Ward 21 pass from T. Maddox (H. Ward to P. Burress pass)	4-10:09
Steelers	J. Reed 40 yd. field goal	4-8:30
Titans	J. Nedney 42 yd. field goal	4-5:40
Titans	J. Nedney 26 yd. field goal	5-12:45

**Missed FG:** J. Reed 44WL, J. Nedney 48WR

**Attendance:** 68,809

	Steelers	Titans
First downs	21	29
3rd-down conversion-att	4-14-29%	12-18-67%
4th-down conversion-att	0-0-0%	1-1-100%
Total yards	324	430
Rushing yards	67	99
Passing yards	257	331
Passes-comp.-Int.	42-21-1	45-27-2
Punts-avg.	6-31.8	4-28.8
Punt return yards	2-14	1-9
Kickoff return yards	6-138	7-116
Fumbles-lost	0-0	2-2
Penalties-yards	6-41	8-92
Field goals made-att	3-4	2-3
Time of possession	24:43	37:32

RUSHING									
TITANS	Att	Yds	Lg	TD	STEELERS	Att	Yds	Lg	TD
E. George	15	33	9	1	A. Zereoue	14	49	31	1
S. McNair	8	29	8	1	A. Randle El	1	11	11	0
D. Mason	2	20	16	0	J. Bettis	3	6	4	0
R. Holcombe	11	17	11	0	H. Ward	2	1	1	0
<b>TOTALS</b>	<b>36</b>	<b>99</b>	<b>16</b>	<b>2</b>	<b>TOTALS</b>	<b>20</b>	<b>67</b>	<b>31</b>	<b>1</b>

PASSING									
TITANS	Att	Cmp	Yds	TD-I	STEELERS	Att	Cmp	Yds	TD-I
S. McNair	44	27	338	2-2	T. Maddox	41	21	266	2-1
N. O'Donnell	1	0	0	0-0	A. Randle El	1	0	0	0-0
<b>TOTALS</b>	<b>45</b>	<b>27</b>	<b>338</b>	<b>2-0</b>	<b>TOTALS</b>	<b>42</b>	<b>21</b>	<b>266</b>	<b>2-1</b>

RECEIVING									
TITANS	Rec	Yds	Lg	TD	STEELERS	Rec	Yds	Lg	TD
F. Wycheck	10	123	39	1	H. Ward	7	82	21	2
D. Bennett	7	85	20	0	A. Randle El	4	53	30	0
D. Mason	5	47	18	0	T. Mathis	3	40	22	0
J. McCareins	2	53	31	0	P. Burress	2	62	40	0
E. Kinney	2	20	18	1	D. Kreider	2	14	8	0
R. Holcombe	1	10	10	0	A. Zereoue	2	10	6	0
					C. Ma'afala	1	5	5	0
<b>TOTALS</b>	<b>27</b>	<b>338</b>	<b>39</b>	<b>2</b>	<b>TOTALS</b>	<b>21</b>	<b>266</b>	<b>40</b>	<b>2</b>

### INDIVIDUAL DEFENSE (press box stats)

**TITANS** – Leading Tackler: K. Bulluck 5-4-9. Sacks: D. Mitchell 1.0. Int.: S. Rolle 1. FF: None. FR: None.

**STEELERS** – Leading Tackler: L. Flowers 9-2-11, L. Foote 7-4-11. Sacks: K. Von Oelhoffen 1.0. Int.: D. Townsend 1, C. Scott 1. FF: C. Hampton 1. FR: L. Flowers 1, A. Smith 1.

# PLAYOFF GAME SUMMARIES

## AFC CHAMPIONSHIP GAME – 2002 Oakland 41, Tennessee 24

January 19, 2003 • Network Associates Stadium

The Raiders scored 14 unanswered points in the fourth quarter, closing out the Titans 41-24 to advance to Super Bowl XXXVII against Tampa Bay. Steve McNair's second rushing touchdown of the game pulled Tennessee within 27-24 at the end of the third quarter, but Rich Gannon scored on a 2-yard run and Zack Crockett added a 7-yard scoring run, ending a drive that consumed 6:29 on the clock late in the contest. The game's momentum changed before halftime when Oakland turned back-to-back fumbles by Tennessee into 10 points to close out the first half, taking a 24-17 lead at intermission. The Titans had scored 10 unanswered points to take their first lead of the game, 17-14, on McNair's 9-yard rushing touchdown. But a fumble by Robert Holcombe turned into a 1-yard touchdown pass from Gannon to Doug Jolley two plays later. Then John Simon fumbled the ensuing kickoff which Sebastian Janikowski turned into a 43-yard field goal as time expired at intermission.

Tennessee	..... 7	10	7	0	24
Oakland	..... 14	10	3	14	41

TEAM	SCORING PLAY	QTR-LEFT
Raiders	J. Porter 3 pass from R. Gannon (S. Janikowski kick)	1-10:59
Titans	D. Bennett 33 pass from S. McNair (J. Nedney kick)	1-5:59
Raiders	C. Garner 12 pass from R. Gannon (S. Janikowski kick)	1-2:47
Titans	J. Nedney 29 field goal	2-12:39
Titans	S. McNair 9 run (J. Nedney kick)	2-2:47
Raiders	S. Jolley 1 pass from R. Gannon (S. Janikowski kick)	2-1:00
Raiders	S. Janikowski 43 field goal	2-0:00
Raiders	S. Janikowski 32 field goal	3-4:29
Titans	S. McNair 13 run (C. Hentrich kick)	3-0:31
Raiders	R. Gannon 2 run (S. Janikowski kick)	4-11:27
Raiders	Z. Crockett 7 run (S. Janikowski kick)	4-3:25

Missed FG: None  
Attendance: 62,544

	Raiders	Titans
First downs	25	28
3rd-down conversion-att	4-9-44%	6-12-50%
4th-down conversion-att	0-0-0%	0-2-0%
Total yards	375	312
Rushing yards	89	138
Passing yards	286	174
Passes-comp.-Int.	41-29-0	36-21-0
Punts-avg.	3-40	3-32.0
Punt return yards	0-0	1-11
Kickoff return yards	5-143	7-131
Fumbles-lost	3-1	2-2
Penalties-yards	14-127	7-60
Field goals made-att	2-2	1-1
Time of possession	26:25	33:35

RUSHING									
TITANS	Att	Yds	Lg	TD	RAIDERS	Att	Yds	Lg	TD
E. George	15	67	17	0	R. Gannon	8	41	14	1
S. McNair	5	53	16	2	C. Garner	7	36	18	0
R. Holcombe	9	24	7	0	Z. Crockett	1	7	7	1
C. Hentrich	1	-6	-6	0	T. Wheatley	1	5	5	0
<b>TOTALS</b>	<b>30</b>	<b>138</b>	<b>17</b>	<b>2</b>	<b>TOTALS</b>	<b>17</b>	<b>89</b>	<b>18</b>	<b>2</b>

PASSING									
TITANS	Att	Cmp	Yds	TD-I	RAIDERS	Att	Cmp	Yds	TD-I
S. McNair	36	21	194	1-0	R. Gannon	41	29	286	3-0
<b>TOTALS</b>	<b>36</b>	<b>21</b>	<b>194</b>	<b>1-0</b>	<b>TOTALS</b>	<b>41</b>	<b>29</b>	<b>286</b>	<b>3-0</b>

RECEIVING									
TITANS	Rec	Yds	Lg	TD	RAIDERS	Rec	Yds	Lg	TD
D. Mason	5	41	14	0	T. Brown	9	73	14	0
R. Holcombe	5	25	9	0	C. Garner	7	55	17	1
F. Wycheck	4	41	18	0	J. Rice	5	79	29	0
D. Bennett	3	58	33	1	J. Porter	4	52	31	1
E. Kinney	2	15	14	0	D. Jolley	3	13	7	1
E. George	1	9	9	0	J. Ritchie	1	14	14	0
E. Berlin	1	5	5	0					
<b>TOTALS</b>	<b>21</b>	<b>194</b>	<b>33</b>	<b>1</b>	<b>TOTALS</b>	<b>29</b>	<b>286</b>	<b>31</b>	<b>3</b>

### INDIVIDUAL DEFENSE (press box stats)

**TITANS** – Leading Tackler: D. Mitchell 7-1-8. Sacks: None. Int.: None. FF: T. Williams 1, K. Carter 1. FR: S. Rolle 1.

**RAIDERS** – Leading Tackler: E. Barton 7-1-8, C. Woodson 5-3-8. Sacks: N. Harris 1, J. Parrella 1. Int.: None. FF: E. Barton 1. FR: A. Dorsett 1.

## AFC WILD CARD PLAYOFF GAME – 2003 Tennessee 20, Baltimore 17

January 3, 2004 – M&T Bank Stadium

NFL career scoring leader Gary Anderson kicked a 46-yard field goal with 29 seconds left after a courageous effort by a limping Steve McNair, giving the Titans a 20-17 victory in the first-round AFC Wild Card playoff game. McNair, named the league's co-MVP just 24 hours before kickoff, engineered an eight-play, 35-yard drive to set up the winning kick, and Eddie George finished with 88 yards on 25 carries, despite playing with a dislocated shoulder in the second half. In the process, Tennessee snapped a five-game losing streak against the Ravens. The Titans held 2003 NFL rushing champion Jamal Lewis to a season-low 35 yards. The Titans got the better of Ravens linebacker Ray Lewis, the AP NFL Defensive Player of the Year. George ran repeatedly at him all game, dispelling any myth that Lewis owned the 1-on-1 battle. The Titans took a 14-10 lead in the third quarter when McNair threw a 49-yard touchdown pass to Justin McCareins. Tennessee took a 7-0 lead in the first quarter on Chris Brown's first career touchdown from six yards out. The Titans held Lewis to 12 yards rushing on seven carries in the first half and outgained Baltimore 108-15 in the first quarter.

Tennessee	..... 7	0	7	6	20
Baltimore	..... 7	3	0	7	17

TEAM	SCORING PLAY	QTR-LEFT
Titans	C. Brown 6 run (G. Anderson kick)	1-8:54
Ravens	W. Demps 56 interception return (M. Stover kick)	1-6:12
Ravens	M. Stover 43 field goal	2-1:55
Titans	J. McCareins 49 pass from S. McNair (G. Anderson kick)	3-7:59
Titans	G. Anderson 45 field goal	4-9:13
Ravens	T. Heap 35 pass from A. Wright (M. Stover kick)	4-4:30
Titans	G. Anderson 46 field goal	4-0:29

Missed FG: None  
Attendance: 69,452

	Ravens	Titans
First downs	12	16
3rd-down conversion-att	3-12-25%	6-15-40%
4th-down conversion-att	0-0-0%	0-0-0%
Total yards	255	324
Rushing yards	54	165
Passing yards	201	159
Passes-comp.-Int.	37-20-2	23-14-3
Punts-avg.	8-48.8	6-44.7
Punt return yards	2-2	6-70
Kickoff return yards	4-79	4-61
Fumbles-lost	1-0	0-0
Penalties-yards	8-70	6-55
Field goals made-att	1-1	2-2
Time of possession	24:52	35:08

RUSHING									
TITANS	Att	Yds	Lg	TD	RAVENS	Att	Yds	Lg	TD
E. George	25	88	13	0	J. Lewis	14	35	8	0
C. Brown	11	61	16	1	A. Wright	2	19	11	0
S. McNair	4	16	9	0					
<b>TOTALS</b>	<b>40</b>	<b>165</b>	<b>16</b>	<b>1</b>	<b>TOTALS</b>	<b>16</b>	<b>54</b>	<b>11</b>	<b>0</b>

PASSING									
TITANS	Att	Cmp	Yds	TD-I	RAVENS	Att	Cmp	Yds	TD-I
S. McNair	23	14	159	1-3	A. Wright	37	20	214	1-2
<b>TOTALS</b>	<b>23</b>	<b>12</b>	<b>159</b>	<b>1-3</b>	<b>TOTALS</b>	<b>37</b>	<b>20</b>	<b>214</b>	<b>1-2</b>

RECEIVING									
TITANS	Rec	Yds	Lg	TD	RAVENS	Rec	Yds	Lg	TD
D. Mason	3	28	12	0	T. Taylor	7	82	30	0
J. McCareins	2	62	49	1	T. Heap	6	80	35	1
F. Wycheck	2	17	14	0	C. Taylor	2	19	16	0
E. Kinney	2	12	6	0	T. Jones	2	16	9	0
E. George	2	9	6	0	J. Lewis	2	4	6	0
D. Bennett	1	17	17	0	M. Robinson	1	13	13	0
T. Calico	1	12	12	0					
C. Brown	1	2	2	0					
<b>TOTALS</b>	<b>14</b>	<b>159</b>	<b>49</b>	<b>1</b>	<b>TOTALS</b>	<b>20</b>	<b>214</b>	<b>35</b>	<b>1</b>

### INDIVIDUAL DEFENSE (press box stats)

**TITANS** – Leading Tackler: K. Bulluck 8-0-8. Sacks: A. Haynesworth 1.0, K. Carter 1. Int.: S. Rolle 1, A. Dyson 1. FF: None. FR: None.

**RAVENS** – Leading Tackler: R. Lewis 11-6-17. Sacks: None. Int.: W. Demps 1, C. McAlister 1, E. Reed 1. FF: None. FR: None.



# PLAYOFF GAME SUMMARIES

**AFC DIVISIONAL PLAYOFF GAME – 2003**  
**New England 17, Tennessee 14**  
**January 10, 2004 – Gillette Stadium**

NFL co-MVP Steve McNair almost single-handedly took Tennessee downfield in the final minutes. But the man playing with a cracked bone spur in his left ankle saw his final pass fall in and out of the hands of Drew Bennett with 1:45 remaining in a 17-14 playoff loss to the eventual Super Bowl champion New England Patriots. The Titans (13-5) were trying to return to the AFC Championship for the third time in five seasons, and McNair nearly got them there. He tied the game with an 11-yard touchdown pass to Derrick Mason in the third quarter on a drive in which he was a perfect five of five for 59 yards. But the Titans came up just short on the final drive that included a pair of controversial calls against Tennessee. The game-time temperature at kickoff was four degrees with a wind-chill of minus 10. Winds were blowing at 10 mph. It marked the coldest game in both Patriots and Titans history. Rookie running back Chris Brown scored his second career touchdown – and second of the post-season – when he crossed the end zone from five yards out to tie the game at 7 in the first quarter.

Tennessee	..... 7	0	7	0	14
New England	..... 7	7	0	3	17

TEAM	SCORING PLAY	QTR-LEFT
Patriots	B. Johnson 41 pass from T. Brady (A. Vinatieri kick)	1-10:59
Titans	C. Brown 5 run (G. Anderson kick)	1-7:31
Patriots	A. Smith 1 run (A. Vinatieri kick)	2-13:46
Titans	D. Mason 11 pass from S. McNair (G. Anderson kick)	3-4:14
Patriots	A. Vinatieri 46 yd. field goal	4-4:06

**Missed FG:** G. Anderson 31B, A. Vinatieri 44WL  
**Attendance:** 68,436

	Patriots	Titans
First downs	18	16
3rd-down conversion-att	7-16-44%	7-13-54%
4th-down conversion-att	2-3-67%	0-1-0%
Total yards	297	284
Rushing yards	96	84
Passing yards	201	200
Passes-comp.-Int.	41-21-0	26-18-1
Punts-avg.	4-27.0	4-34.0
Punt return yards	1-9	0-0
Kickoff return yards	3-48	4-92
Fumbles-lost	1-1	0-0
Penalties-yards	2-14	9-55
Field goals made-att	1-2	0-1
Time of possession	28:02	31:58

RUSHING									
TITANS	Att	Yds	Lg	TD	PATRIOTS	Att	Yds	Lg	TD
E. George	16	48	9	0	A. Smith	16	69	17	1
C. Brown	7	35	13	1	K. Faulk	5	22	8	0
S. McNair	2	11	12	0	T. Brady	5	5	5	0
F. Wycheck	1	-10	-10	0	L. Centers	1	0	0	0
<b>TOTALS</b>	<b>26</b>	<b>84</b>	<b>13</b>	<b>1</b>	<b>TOTALS</b>	<b>27</b>	<b>96</b>	<b>17</b>	<b>1</b>

PASSING									
TITANS	Att	Cmp	Yds	TD-I	PATRIOTS	Att	Cmp	Yds	TD-I
S. McNair	26	18	210	1-1	T. Brady	41	21	201	1-0
<b>TOTALS</b>	<b>26</b>	<b>18</b>	<b>210</b>	<b>1-1</b>	<b>TOTALS</b>	<b>41</b>	<b>21</b>	<b>201</b>	<b>1-0</b>

RECEIVING									
TITANS	Rec	Yds	Lg	TD	PATRIOTS	Rec	Yds	Lg	TD
D. Mason	7	90	28	1	D. Givens	4	26	8	0
D. Bennett	3	48	24	0	C. Fauria	3	42	19	0
J. McCareins	2	21	11	0	K. Faulk	3	31	19	0
F. Wycheck	2	9	6	0	D. Branch	3	10	6	0
E. George	2	7	4	0	B. Johnson	2	55	41	1
T. Calico	1	30	30	0	T. Brown	2	11	7	0
E. Kinney	1	5	5	0	D. Ward	1	22	22	0
					L. Centers	1	4	4	0
					A. Smith	1	1	1	0
					D. Graham	1	-1	-1	0
<b>TOTALS</b>	<b>18</b>	<b>210</b>	<b>30</b>	<b>1</b>	<b>TOTALS</b>	<b>21</b>	<b>201</b>	<b>41</b>	<b>1</b>

**INDIVIDUAL DEFENSE (press box stats)**

**TITANS** – Leading Tackler: P. Sirmon 9-3-12. Sacks: None. Int.: None. FF: K. Carter 1. FR: C. Hall 1.

**PATRIOTS** – Leading Tackler: T. Bruschi 5-4-9. Sacks: W. McGinest 2.0, M. Vrabel 1.0. Int.: R. Harrison 1. FF: None. FR: None.

**AFC WILD CARD – 2007**  
**Chargers 17, Titans 6**  
**January 6, 2008 – Qualcomm Stadium**

A pair of Rob Bironas field goals and a defense that held San Diego to 94 first-half yards enabled the Titans to take a 6-0 halftime lead in their first playoff game in four years. But San Diego scored 17 unanswered points in the second half, exploding for 256 yards, in a 17-6 victory at Qualcomm Stadium. Running back LaDainian Tomlinson was held to 42 yards, but got to celebrate the first playoff victory in three tries in his brilliant career. The Titans bottled up Tomlinson, the two-time NFL rushing champion, and dared quarterback Philip Rivers to beat them. The second-year starter did just that, throwing a 25-yard touchdown pass to Vincent Jackson late in the third quarter that gave San Diego its first lead at 10-6. Tomlinson finally found the end zone midway through the fourth quarter on a fourth-down leap over the pile from inside the 1-yard line that survived a video replay. Tennessee's defense dominated in the first half, holding San Diego to just 10 total yards and without a first down in the first quarter.

Tennessee	..... 3	3	0	0	6
San Diego	..... 0	0	10	7	17

TEAM	SCORING PLAY	QTR-LEFT
Titans	R. Bironas 30 field goal	1- 9:37
Titans	R. Bironas 44 field goal	2- 0:00
Chargers	N. Kaeding 20 field goal	3- 9:41
Chargers	V. Jackson 25 pass from P. Rivers (N. Kaeding kick)	3- 2:35
Chargers	L. Tomlinson 1 run (N. Kaeding kick)	4- 8:45

**Missed FG:** Kaeding, SD (45WR); Bironas, Tenn. (38WL)  
**Attendance:** 65,640

	Titans	Chargers
First downs	15	17
3rd-down conversion-att	9-16-56%	8-15-53%
4th-down conversion-att	0-0-0%	1-1-100%
Total yards	248	350
Rushing yards	119	68
Passing yards	129	282
Passes-comp.-Int.	29-16-1	30-19-1
Sacked-yards	3-9	1-10
Punts-avg.	5-39.6	4-40.8
Punt return yards	2-15	2-12
Kickoff return yards	4-71	2-40
Fumbles-lost	1-1	1-0
Penalties-yards	6-38	5-53
Field goals made-att	2-3	1-2
Time of possession	27:41	32:19

RUSHING									
TITANS	Att	Yds	Lg	TD	CHARGERS	Att	Yds	Lg	TD
L. White	19	69	13	0	L. Tomlinson	21	42	12	1
A. Hall	3	14	11	0	M. Turner	9	28	11	0
C. Brown	4	13	5	0	P. Rivers	2	-2	-1	0
V. Young	2	12	9	0					
C. Davis	1	11	11	0					
C. Henry	1	0	0	0					
<b>TOTALS</b>	<b>30</b>	<b>119</b>	<b>13</b>	<b>0</b>	<b>TOTALS</b>	<b>32</b>	<b>68</b>	<b>12</b>	<b>1</b>

PASSING									
TITANS	Att	Cmp	Yds	TD-I	CHARGERS	Att	Cmp	Yds	TD-I
V. Young	29	16	138	0-1	P. Rivers	30	19	292	1-1
<b>TOTALS</b>	<b>29</b>	<b>16</b>	<b>138</b>	<b>0-1</b>	<b>TOTALS</b>	<b>30</b>	<b>19</b>	<b>292</b>	<b>1-1</b>

RECEIVING									
TITANS	Rec	Yds	Lg	TD	CHARGERS	Rec	Yds	Lg	TD
B. Troupe	3	44	26	0	C. Chambers	6	121	39	0
E. Moulds	3	18	10	0	V. Jackson	5	114	34	1
B. Hartsock	3	16	6	0	L. Tomlinson	3	19	9	0
B. Ealy	2	17	9	0	B. Manumaleuna	2	18	9	0
C. Davis	2	11	7	0	A. Gates	2	15	16	0
J. Gage	1	19	19	0	C. Davis	1	5	5	0
A. Hall	1	16	16	0					
L. White	1	-3	-3	0					
<b>TOTALS</b>	<b>16</b>	<b>138</b>	<b>26</b>	<b>0</b>	<b>TOTALS</b>	<b>19</b>	<b>292</b>	<b>39</b>	<b>1</b>

**INDIVIDUAL DEFENSE**

**(Opponents - press box stats; Titans - coaching stats)**

**TITANS** – Leading Tackler: K. Bulluck 10-8-2. Sacks: C. Finnegan 1-10. Int.: C. Finnegan 1. FF: C. Finnegan 1. FR: None.

**CHARGERS** – Leading Tackler: S. Phillips 10-9-1. Sacks: S. Merriman 1-4, J. Cesaire 1-3, L. Castillo 1-2. Int.: D. Florence 1. FF: S. Merriman 1. FR: S. Phillips 1.

## PLAYOFF GAME SUMMARIES

### AFC DIVISIONAL GAME - 2008 Titans 10, Ravens 13 Saturday, Jan. 10, 2009 • LP Field

Matt Stover connected on a 43-yard field goal with under a minute to play that proved to be the difference as the Ravens defeated the Titans 13-10 in a Divisional Round playoff game at LP Field. Despite being outgained 391-211 in total yards and gaining nine first downs to Tennessee's 21, Baltimore forced three turnovers, all as the Titans were driving inside the Ravens' 30-yard line. Receiver Justin Gage caught a career-high 10 balls for 135 yards, second in his career only to his 147-yard effort in Jacksonville earlier in the season. The Titans were held without a sack for the first time since Week 8. It marked only the third time all season that the Titans did not force a turnover. Defensively, Tennessee held a Baltimore rushing attack averaging four yards-per-carry to 50 yards on 30 carries. Chris Johnson rushed for 72 yards in the first quarter before leaving the game with an injured ankle.

Baltimore	7	0	0	6	13
Tennessee	7	0	0	3	10

TEAM	SCORING PLAY	QTR-LEFT
Titans	C. Johnson 8 run (R. Bironas kick)	1- 4:38
Ravens	D. Mason 48 pass from J. Flacco (M. Stover kick)	1- 1:20
Ravens	M. Stover 21 field goal	4-14:10
Titans	R. Bironas 27 field goal	4- 4:23
Ravens	M. Stover 43 field goal	4- 0:53

**Missed FG:** R. Bironas, Tenn. (51WL)  
**Attendance:** 69,143

	Ravens	Titans
First downs	9	21
3rd-down conversion-att	3-13-23%	4-14-29%
4th-down conversion-att	0-0-0%	0-2-0%
Total yards	211	391
Rushing yards	50	116
Passing yards	161	275
Passes-comp.-Int.	22-11-0	42-26-1
Sacked-yards	0-0	1-6
Punts-avg.	8-42.8	4-53.3
Punt return yards	1-29	3-8
Kickoff return yards	1-15	4-104
Fumbles-lost	0-0	5-2
Penalties-yards	8-40	12-89
Field goals made-att	2-2	1-2
Time of possession	25:53	34:07

RUSHING									
RAVENS	Att	Yds	Lg	TD	TITANS	Att	Yds	Lg	TD
W. McGahee	12	32	11	0	C. Johnson	11	72	32	1
L. McClain	12	12	8	0	L. White	15	45	12	0
J. Flacco	5	5	3	0	K. Collins	1	0	0	0
L. Neal	1	1	1	0	Q. Ganther	1	-1	-1	0
<b>TOTALS</b>	<b>30</b>	<b>50</b>	<b>11</b>	<b>0</b>	<b>TOTALS</b>	<b>28</b>	<b>116</b>	<b>32</b>	<b>1</b>

PASSING									
RAVENS	Att	Cmp	Yd	TD-I	TITANS	Att	Cmp	Yd	TD-I
J. Flacco	22	11	161	1-0	K. Collins	42	26	281	0-1
<b>TOTALS</b>	<b>22</b>	<b>11</b>	<b>161</b>	<b>1-0</b>	<b>TOTALS</b>	<b>42</b>	<b>26</b>	<b>281</b>	<b>0-1</b>

RECEIVING									
RAVENS	Rec	Yds	Lg	TD	TITANS	Rec	Yds	Lg	TD
D. Mason	5	78	48	1	J. Gage	10	135	24	0
M. Clayton	2	45	37	0	L. White	4	35	19	0
T. Heap	1	23	23	0	B. Scaife	4	23	14	0
L. Neal	1	7	7	0	J. McCareins	2	24	17	0
D. Wilcox	1	4	4	0	B. Jones	2	16	11	0
W. McGahee	1	4	4	0	A. Crumpler	2	9	7	0
					C. Johnson	1	28	28	0
					A. Hall	1	11	11	0
<b>TOTALS</b>	<b>11</b>	<b>161</b>	<b>48</b>	<b>1</b>	<b>TOTALS</b>	<b>26</b>	<b>281</b>	<b>28</b>	<b>0</b>

#### INDIVIDUAL DEFENSE

(Titans - Coaching Stats; Opponents - Press Box Stats)

**TITANS** – Leading Tacklers: Bulluck 8-5-3. Sacks: None. Int.: None. FF: None. FR: None.

**RAVENS** – Leading Tacklers: R. Lewis 11-8-3, B. Scott 11-9-2. Sacks: T. Suggs 1. Int.: S. Rolle 1. FF: Johnson 1, Leonhard 1, Lewis 1. FR: Leonhard 1, Washington 1.

# PLAYOFF GAME SUMMARIES

## Wild Card Round: Titans 22, Chiefs 21 Saturday, Jan. 6, 2018 • 3:35 p.m. CT • Arrowhead Stadium



### GAME RECAP

In Week 1 of the 2017 playoffs, the Titans traveled to Kansas City to face the Chiefs on Wild Card weekend. Tennessee scored 19 unanswered points in the second half and did not allow the Chiefs to score in the third or fourth quarter, as the Titans won by a score of 22-21 and advanced to the Divisional Round.

Both the Chiefs and Titans punted on their opening possessions. On Kansas City's second possession, Chiefs QB **Alex Smith** drove his offense down the field with help by a 45-yard reception from Chiefs WR **Tyreek Hill** and a 27-yard reception from Chiefs TE **Travis Kelce**. On second-and-one from the Tennessee one-yard line, Chiefs RB **Kareem Hunt** ran up the middle for a one-yard touchdown and a 7-0 Chiefs lead. On the following Kansas City possession, the Chiefs doubled their lead as Smith hit Kelce for a 13-yard touchdown to put Kansas City up, 14-0.

With the Titans offense driving in the second quarter, QB **Marcus Mariota** had the ball on the Kansas City 21-yard line. On second-and-10, he threw an interception to Chiefs CB **Marcus Peters** who returned the pick for 28 yards. However, the Tennessee defense came up big as Kansas City couldn't capitalize and was forced to punt. As the Titans regained possession, Mariota connected with TE **Delanie Walker** for a 22-yard reception and WR **Corey Davis** for an 11-yard catch. The Titans entered field goal range and got on the board with a 49-yard kick, 14-3 Chiefs. Kansas City took the field and strung together a 79-yard scoring drive that culminated in a 14-yard touchdown pass from Smith to Chiefs WR **Demarcus Robinson** with three seconds left to play in the second quarter. Kansas City took a 21-3 lead into halftime.

On the Titans' first drive of the second half, Mariota led the offense into the red zone after he rushed for two first downs and RB **Derrick Henry** contributed both a 29-yard receiving and 12-yard rushing first down. On third-and-six from the Kansas City six-yard line, Mariota's pass was deflected by Chiefs CB **Darrelle Revis**, but it bounced back into Mariota's hands and he ran it in for a touchdown. Mariota became the first quarterback to catch a touchdown pass in a playoff game since the 1970 AFC-NFC merger, and he also became the first quarterback in league history to complete a touchdown pass to himself in the playoffs. Tennessee narrowed the Chiefs lead, 21-10.

The Titans had the ball at the Kansas City 35-yard line to start the fourth quarter, and on the second play Henry ran up the middle for a 35-yard touchdown. Tennessee attempted a two-point conversion but failed as they edged closer, 21-16 Kansas City. After forcing the Chiefs to punt, Tennessee regained possession and tacked on another score as Mariota hit WR **Eric Decker** for a 22-yard touchdown. The two-point conversion failed as Tennessee took the lead, 22-21.

Kansas City couldn't string together a comeback as the Titans came back from the second-largest deficit by a road team in NFL playoff history to win their first postseason contest in 14 years.

### SCORING

	1	2	3	4	Final
Tennessee	0	3	7	12	22
Kansas City	14	7	0	0	21

TEAM	SCORING PLAY	TIME
Chiefs	K.Hunt 1 yd. run (H.Butker kick)	1-7:37
Chiefs	T.Kelce 13 yd. pass from A.Smith (H.Butker kick)	1-2:15
Titans	R.Succop 49 yd. Field Goal	2-1:55
Chiefs	D.Robinson 14 yd. pass from A.Smith (H.Butker kick)	2-0:03
Titans	M.Mariota 6 yd. pass from M.Mariota (R.Succop kick)	3-6:31
Titans	D.Henry 35 yd. run (pass failed)	4-14:08
Titans	E.Decker 22 yd. pass from M.Mariota (pass failed)	4-6:06

**Missed FGs:** H. Butker 48LU

**Attendance:** 73,319

**Time of Game:** 3:14

**Weather:** 33° F, wind SE 10 mph

**Referee:** Jeff Triplette



TEAM STATISTICS

	Titans	Chiefs
TOTAL FIRST DOWNS	23	19
THIRD DOWN EFFICIENCY	8-13-62%	4-11-36%
FOURTH DOWN EFFICIENCY	0-0-0%	0-1-0%
TOTAL NET YARDS	397	325
Plays - Avg.	64-6.2	53-6.1
NET YARDS RUSHING	202	69
Rushes - Avg.	31-6.5	16-4.3
NET YARDS PASSING	195	256
Sacks - Yards Lost	2-10	4-8
PASS ATT-COMP-INT	31-19-1	33-24-0
PUNTS - Avg.	3-43.7	5-50.0
PUNT RETURNS - Yards	3-18	2-8
KICKOFF RETURNS - Yards	3-55	4-83
INTERCEPTIONS - Yards	0-0	1-28
PENALTIES Number and Yards	8-50	8-68
FUMBLES - Lost	2-1	0-0
TOUCHDOWNS	3	3
FIELD GOALS Made-Attempts	1-1	0-1
RED ZONE EFFICIENCY	1-2-50%	3-3-100%
GOAL TO GO EFFICIENCY	1-1-100%	1-1-100%
SAFETIES	0	0
GIVEAWAYS	2	0
TAKEAWAYS	0	2
TIME OF POSSESSION	32:28	27:32

### TITANS STARTERS

OFFENSE		DEFENSE	
WR 18	R.Matthews	DE 94	A.Johnson
TE 82	D.Walker	DT 99	J.Casey
LT 77	T.Lewan	OLB 91	D.Morgan
LG 67	Q.Spain	ILB 59	W.Woodyard
C 60	B.Jones	ILB 54	A.Williamson
RG 64	J.Kline	OLB 98	B.Orakpo
RT 78	J.Conklin	CB 25	A.Jackson
TE 81	J.Smith	SS 37	J.Cyprien
WR 84	C.Davis	FS 31	K.Byard
QB 8	M.Mariota	CB 26	L.Ryan
RB 22	D.Henry	CB 33	T.Smith

### CHIEFS STARTERS

OFFENSE		DEFENSE	
WR 10	T.Hill	LDE 95	C.Jones
LT 72	E.Fisher	NT 96	B.Logan
LG 70	B.Witzmann	RDE 97	A.Bailey
C 73	Z.Fulton	LOLB 50	J.Houston
RG 76	L.Duvernay-Tardif	LILB 56	D.Johnson
RT 71	M.Schwartz	RILB 59	R.Ragland
TE 87	T.Kelce	ROLB 51	F.Zombo
WR 14	D.Robinson	LCB 22	M.Peters
WR 12	A.Wilson	RCB 20	S.Nelson
QB 11	A.Smith	S 38	R.Parker
RB 27	K.Hunt	S 49	D.Sorensen

### TITANS INDIVIDUAL STATISTICS

Rushing	Att	Yds	Avg	Lg	TD
D.Henry	23	156	6.8	35	1
M.Mariota	8	46	5.8	17	0
<b>Total</b>	<b>31</b>	<b>202</b>	<b>6.5</b>	<b>35</b>	<b>1</b>

Passing	Att	Cmp	Yds	TD	Lg	IN	Rt
M. Mariota	31	19	205	2	29	1	88.8
<b>Total</b>	<b>31</b>	<b>19</b>	<b>205</b>	<b>2</b>	<b>29</b>	<b>1</b>	<b>88.8</b>

Receiving	No	Yds	Avg	Lg	TD
D.Walker	6	74	12.3	22	0
C.Davis	4	35	8.8	13	0
D.Henry	2	35	17.5	29	0
E.Decker	2	21	10.5	22	1
J.Smith	2	15	7.5	10	0
R.Matthews	1	15	15.0	15	0
M.Mariota	1	6	6.0	6	1
T.Taylor	1	4	4.0	4	0
<b>Total</b>	<b>19</b>	<b>205</b>	<b>10.8</b>	<b>29</b>	<b>2</b>

Interceptions	No	Yds	Avg	Lg	TD
<b>Total</b>	<b>0</b>	<b>0</b>	<b>-</b>	<b>-</b>	<b>0</b>

**Leading Tacklers (Coaching Totals)**  
J. Casey 8-4-4; W. Woodyard 8-4-4; D. Morgan 7-5-2

**Sacks:** B. Orakpo 1.5; D. Morgan 1; S. Williams 1; W. Woodyard 0.5 **FF:** None **FR:** None

### CHIEFS INDIVIDUAL STATISTICS

Rushing	Att	Yds	Avg	Lg	TD
K.Hunt	11	42	3.8	16	1
T.Hill	1	14	14.0	14	0
A.Smith	4	13	3.3	11	0
<b>Total</b>	<b>16</b>	<b>69</b>	<b>4.3</b>	<b>16</b>	<b>1</b>

Passing	Att	Cmp	Yds	TD	Lg	IN	Rt
A. Smith	33	24	264	2	45	0	0116.2
<b>Total</b>	<b>33</b>	<b>24</b>	<b>264</b>	<b>2</b>	<b>45</b>	<b>0</b>	<b>0116.2</b>

Receiving	No	Yds	Avg	Lg	TD
T.Hill	7	87	12.4	45	0
T.Kelce	4	66	16.5	27	1
D.Robinson	4	57	14.3	15	1
K.Hunt	3	5	1.7	7	0
A.Wilson	2	26	13.0	18	0
D.Harris	2	22	11.0	13	0
C.West	2	1	0.5	3	0
<b>Total</b>	<b>24</b>	<b>264</b>	<b>11.0</b>	<b>45</b>	<b>2</b>

Interceptions	No	Yds	Avg	Lg	TD
M. Peters	1	28	28.0	28	0
<b>Total</b>	<b>1</b>	<b>28</b>	<b>28.0</b>	<b>28</b>	<b>0</b>

**Leading Tacklers (Press Box Totals)**  
R. Ragland 9-5-4; D. Johnson 8-6-2; F. Zombo 7-3-4

**Sacks:** J. Houston 1; D. Johnson 1 **FF:** K. Pierre-Louis 1 **FR:** None

# PLAYOFF GAME SUMMARIES

## Divisional Round: Titans 14, Patriots 35 Saturday, Jan. 13, 2018 • 8:15 p.m. ET • Gillette Stadium



### GAME RECAP

In the AFC Divisional Playoff round of the 2017 season, the Titans traveled to New England to face the Patriots and were eliminated from postseason contention with a 35-14 loss.

The Titans defense forced New England to punt on both of the Patriots' first quarter possessions. On Tennessee's second possession of the game, the Titans drove efficiently down the field and constructed a 95-yard scoring drive. QB **Marcus Mariota** scrambled for two first downs, and connected with both TE **Delanie Walker** for a 36-yard pass and WR **Rishard Matthews** for an eight-yard third-down conversion pass. The drive resulted in Mariota hitting WR **Corey Davis** for a 15-yard touchdown as the Titans took an early 7-0 Titans lead.

In the second quarter, New England responded with three consecutive touchdown drives. Patriots RB **James White** scored on back-to-back possessions, first on a five-yard touchdown pass from Patriots QB **Tom Brady**, and on the ensuing drive, White rushed into the endzone for a six-yard touchdown. The Patriots got ahead, 14-7. On New England's third possession of the second quarter, Brady led the Patriots on a 91-yard scoring drive that resulted in a four-yard touchdown pass to Patriots WR **Chris Hogan**. New England took a 21-7 lead heading into halftime.

In the third quarter, Patriots RB **Brandon Bolden** rushed in a two-yard touchdown as New England increased its lead, 28-7.

On the Patriots opening drive of the fourth quarter, Brady engineered a 90-yard drive that resulted in a four-yard touchdown pass to Patriots TE **Rob Gronkowski**. New England widened its lead, 35-7. Later in the fourth quarter, Tennessee put up its second score on a 16-play drive. Mariota connected with WR **Eric Decker** for two first downs and Matthews for one first down, before linking with Davis again for an 11-yard touchdown pass. The Titans doubled their points with Davis' second score of the game, 35-14 New England.

The Titans ultimately couldn't construct a comeback and were knocked out of post-season contention with a final score of 35-14.

### SCORING

	1	2	3	4	Final
Tennessee	7	0	0	7	14
New England	0	21	7	7	35

TEAM	SCORING PLAY	TIME
Titans	C.Davis 15 yd. pass from M.Mariota (R.Succop kick)	1-1:14
Patriots	J.White 5 yd. pass from T.Brady (S.Gostkowski kick)	2-13:18
Patriots	J.White 6 yd. run (S.Gostkowski kick)	2-9:20
Patriots	C.Hogan 4 yd. pass from T.Brady (S.Gostkowski kick)	2-1:52
Patriots	B.Bolden 2 yd. run (S.Gostkowski kick)	3-4:02
Patriots	R.Gronkowski 4 yd. pass from T.Brady (S.Gostkowski kick)	4-10:22
Titans	C.Davis 11 yd. pass from M.Mariota (R.Succop kick)	4-1:55

Missed FGs: S. Gostkowski 53W/L

Attendance: 65,878

Time of Game: 3:25

Weather: 24° F, wind NW 12 mph

Referee: Ronald Torbert



TEAM STATISTICS

	Titans	Patriots
TOTAL FIRST DOWNS	15	31
THIRD DOWN EFFICIENCY	5-15-33%	11-17-65%
FOURTH DOWN EFFICIENCY	2-3-67%	0-0-0%
TOTAL NET YARDS	267	438
Plays - Avg.	61-4.4	80-5.5
NET YARDS RUSHING	65	101
Rushes - Avg.	16-4.1	27-3.7
NET YARDS PASSING	202	337
Sacks - Yards Lost	8-52	0-0
PASS ATT-COMP-INT	37-22-0	53-35-0
PUNTS - Avg.	7-45.1	4-42.3
PUNT RETURNS - Yards	1-0	3-27
KICKOFF RETURNS - Yards	4-83	1-27
INTERCEPTIONS - Yards	0-0	0-0
PENALTIES Number and Yards	10-62	4-37
FUMBLES - Lost	0-0	0-0
TOUCHDOWNS	2	5
FIELD GOALS Made-Attempts	0-0	0-1
RED ZONE EFFICIENCY	2-2-100%	5-5-100%
GOAL TO GO EFFICIENCY	0-0-0%	5-5-100%
SAFETIES	0	0
GIVEAWAYS	0	0
TAKEAWAYS	0	0
TIME OF POSSESSION	27:04	32:56

### TITANS STARTERS

OFFENSE		DEFENSE	
WR 18	R.Matthews	DT 96	S.Williams
TE 82	D.Walker	DT 99	J.Casey
LT 77	T.Lewan	OLB 91	D.Morgan
LG 67	Q.Spain	ILB 59	W.Woodyard
C 60	B.Jones	ILB 54	A.Williamson
RG 64	J.Kline	OLB 98	B.Orakpo
RT 78	J.Conklin	CB 25	A.Jackson
WR 84	C.Davis	SS 33	T.Smith
WR 87	E.Decker	CB 26	L.Ryan
QB 8	M.Mariota	FS 31	K.Byard
RB 22	D.Henry	S 37	J.Cyprien

### PATRIOTS STARTERS

OFFENSE		DEFENSE	
WR 14	B.Cooks	LE 55	E.Lee
LT 77	N.Solder	DT 93	L.Guy
LG 62	J.Thuney	DT 90	M.Brown
C 60	D.Andrews	RE 98	T.Flowers
RG 69	S.Mason	LB 53	K.Van Noy
RT 68	L.Waddle	LB 52	E.Roberts
TE 87	R.Gronkowski	RCB 24	S.Gilmore
WR 15	C.Hogan	LCB 21	M.Butler
QB 12	T.Brady	DB 25	E.Rowe
RB 33	D.Lewis	S 32	D.McCourtney
WR 80	D.Amendola	S 23	P.Chung

### TITANS INDIVIDUAL STATISTICS

Rushing	Att	Yds	Avg	Lg	TD
M.Mariota	4	37	9.3	11	0
D.Henry	12	28	2.3	4	0
<b>Total</b>	<b>16</b>	<b>65</b>	<b>4.1</b>	<b>11</b>	<b>0</b>

Passing	Att	Cmp	Yds	TD	Lg	IN	Rt
M. Mariota	37	22	254	2	36	0	98.3
<b>Total</b>	<b>37</b>	<b>22</b>	<b>254</b>	<b>2</b>	<b>36</b>	<b>0</b>	<b>98.3</b>

Receiving	No	Yds	Avg	Lg	TD
E.Decker	6	85	14.2	22	0
C.Davis	5	63	12.6	17	2
D.Walker	3	49	16.3	36	0
R.Matthews	3	27	9.0	12	0
D.Henry	3	21	7.0	14	0
T.Taylor	1	5	5.0	5	0
J.Smith	1	4	4.0	4	0
<b>Total</b>	<b>22</b>	<b>254</b>	<b>11.5</b>	<b>36</b>	<b>2</b>

Interceptions	No	Yds	Avg	Lg	TD
<b>Total</b>	<b>0</b>	<b>0</b>	<b>-</b>	<b>-</b>	<b>0</b>

**Leading Tacklers (Coaching Totals)**  
L. Ryan 11-9-2; K. Byard 10-9-1; J. Casey 6-5-1

**Sacks:** None **FF:** None **FR:** None

### PATRIOTS INDIVIDUAL STATISTICS

Rushing	Att	Yds	Avg	Lg	TD
D.Lewis	15	62	4.1	10	0
B.Bolden	4	27	6.8	20	1
J.White	4	11	2.8	6	1
T.Brady	1	2	2.0	2	0
B.Hoyer	3	-1	-0.3	0	0
<b>Total</b>	<b>27</b>	<b>101</b>	<b>3.7</b>	<b>20</b>	<b>2</b>

Passing	Att	Cmp	Yds	TD	Lg	IN	Rt
T. Brady	53	35	337	3	31	0	0102.5
<b>Total</b>	<b>53</b>	<b>35</b>	<b>337</b>	<b>3</b>	<b>31</b>	<b>0</b>	<b>0102.5</b>

Receiving	No	Yds	Avg	Lg	TD
D.Amendola	11	112	10.2	25	0
D.Lewis	9	79	8.8	31	0
R.Gronkowski	6	81	13.5	27	1
J.White	4	29	7.3	14	1
B.Cooks	3	32	10.7	13	0
C.Hogan	1	4	4.0	4	1
J.Hollister	1	0	0.0	0	0
<b>Total</b>	<b>35</b>	<b>337</b>	<b>9.6</b>	<b>31</b>	<b>3</b>

**Interceptions** No Yds Avg Lg TD  
**Total** 0 0 - - 0

**Leading Tacklers (Press Box Totals)**  
E. Rowe 5-4-1; M. Flowers 4-4-0; M. Butler 4-4-0

**Sacks:** G. Grissom 2; D. Wise 2; A. Butler 1; R. Jean Francois 1; M. Flowers 1; T. Flowers 1 **FF:** None **FR:** None

# PLAYOFF GAME SUMMARIES

## Wild Card Round: Titans 20, Patriots 13 Saturday, Jan. 4, 2020 • 8:25 p.m. ET • Gillette Stadium



### GAME RECAP

During the 2019 playoffs on Wild Card Weekend, the Titans traveled to New England and defeated the defending Super Bowl champion Patriots by a score of 20-13. RB **Derrick Henry** set the franchise's single-game postseason record with 182 rushing yards and one touchdown on 34 carries, while the defense shut out the Patriots in the second half.

New England got on the board on their opening possession as Patriots QB **Tom Brady** led his team on an eight-play, 57-yard scoring drive that included a 21-yard pass to Patriots TE **Ben Watson** and a 29-yard catch by Patriots RB **James White**. The drive culminated in a 36-yard field goal and an early 3-0 lead. The Titans responded on their own opening possession with a scoring drive to take the lead. QB **Ryan Tannehill** engineered a 12-play, 75-yard drive that featured a combined 49 rushing yards by Henry before Tannehill connected with TE **Anthony Firkser** for a 12-yard touchdown and a 7-3 lead.

On the ensuing New England possession, the Patriots came back with a 10-play scoring drive. Patriots RB **Sony Michel** contributed a 25-yard rush and White added a 14-yard gain to help move the chains, before Patriots WR **Julian Edelman** collected a five-yard touchdown on a jet sweep. New England went ahead, 10-7.

Later in the second quarter with New England in the red zone, the Titans defense orchestrated an impressive goal line stop to force the Patriots to settle for a field goal. On New England's first down at the Tennessee one-yard line, Michel was stopped for a loss of one by LB **Rashaan Evans**. Next, Patriots RB **Rex Burkhead** was halted after a gain of one on second down, and on third down, Michel was pushed back for a loss of two yards again by Evans. New England was forced to kick a 21-yard field goal to extend the lead, 13-7. On the following Tennessee possession, the Titans retook the lead on a seven-play scoring drive. Henry accounted for all 75 yards on the drive that culminated in Henry's one-yard rushing score and a 14-13 Titans lead heading into halftime.

In the fourth quarter, with the Titans still leading by one point, New England took possession of the ball at their own one-yard line. With 15 seconds remaining, Brady dropped back to pass but the ball was intercepted by CB **Logan Ryan** and returned for a nine-yard touchdown to seal a Titans victory. Tennessee advanced to the divisional round with a 20-13 win at New England.

### SCORING

	1	2	3	4	Final
Tennessee	7	7	0	6	20
New England	3	10	0	0	13

TEAM	SCORING PLAY	TIME
Patriots	N.Folk 36 yd. Field Goal	1-12:37
Titans	A.Firkser 12 yd. pass from R.Tannehill (G.Joseph kick)	1-5:39
Patriots	J.Edelman 5 yd. run (N.Folk kick)	2-14:57
Patriots	N.Folk 21 yd. Field Goal	2-2:16
Titans	D.Henry 1 yd. run (G.Joseph kick)	2-0:35
Titans	L.Ryan 9 yd. interception return (run failed)	4-0:09

**Missed FGs:** None  
**Attendance:** 65,878  
**Time of Game:** 2:57  
**Weather:** Foggy, 44° F, wind N 4 mph  
**Referee:** John Hussey



TEAM STATISTICS

	Titans	Patriots
TOTAL FIRST DOWNS	19	18
THIRD DOWN EFFICIENCY	6-12-50%	5-13-38%
FOURTH DOWN EFFICIENCY	0-0-0%	0-1-0%
TOTAL NET YARDS	272	307
Plays - Avg.	57-4.8	59-5.2
NET YARDS RUSHING	201	98
Rushes - Avg.	40-5.0	22-4.5
NET YARDS PASSING	71	209
Sacks - Yards Lost	1-5	0-0
PASS ATT-COMP-INT	16-9-1	37-20-1
PUNTS - Avg.	6-45.8	5-46.0
Net Punting Average	42.0	38.0
PUNT RETURNS - Yards	0-0	1-23
KICKOFF RETURNS - Yards	2-40	1-10
INTERCEPTIONS - Yards	1-9	1-0
PENALTIES Number and Yards	5-25	3-28
FUMBLES - Lost	2-0	2-1
TOUCHDOWNS	3	1
EXTRA POINTS Made-Attempts	2-3	1-1
RED ZONE EFFICIENCY	2-2-100%	1-3-33%
GOAL TO GO EFFICIENCY	1-1-100%	1-2-50%
SAFETIES	0	0
GIVEAWAYS	1	2
TAKEAWAYS	2	1
TIME OF POSSESSION	31:09	28:51

### TITANS STARTERS

OFFENSE		DEFENSE	
WR 84	C.Davis	CB 35	T.Brock
TE 81	J.Smith	NT 90	D.Jones
LT 77	T.Lewan	DT 99	J.Casey
LG 76	R.Saffold	OLB 44	K.Correa
C 60	B.Jones	ILB 54	R.Evans
RG 64	N.Davis	ILB 55	J.Brown
RT 78	J.Conklin	OLB 58	H.Landry
WR 11	A.Brown	CB 26	L.Ryan
FB 41	K.Blasingame	SS 24	K.Vaccaro
QB 17	R.Tannehill	FS 31	K.Byard
RB 22	D.Henry	CB 25	A.Jackson

### PATRIOTS STARTERS

OFFENSE		DEFENSE	
WR 13	P.Dorsett II	DT 93	L.Guy
LT 76	I.Wynn	DT 71	D.Shelton
LG 62	J.Thuney	RE 55	J.Simon
C 75	T.Karras	DL 91	D.Wise Jr.
RG 69	S.Mason	LB 54	D.Hightower
RT 61	M.Cannon	LB 53	K.Van Noy
WR 14	M.Sanu Sr.	LB 52	E.Roberts
WR 11	J.Edelman	RCB 24	S.Gilmore
QB 12	T.Brady	LCB 27	J.Jackson
RB 28	J.White	S 23	P.Chung
WR 15	N.Harry	S 32	D.McCourtay

### TITANS INDIVIDUAL STATISTICS

Rushing	Att	Yds	Avg	Lg	TD
D.Henry	34	182	5.4	29	1
R.Tannehill	4	11	2.8	5	0
D.Lewis	2	8	4.0	6	0
<b>Total</b>	<b>40</b>	<b>201</b>	<b>5.0</b>	<b>29</b>	<b>1</b>

Passing	Att	Cmp	Yds	TD	Lg	IN	Rt
R.Tannehill	15	8	72	1	22	1	61.0
M.Mariota	1	1	4	0	4	0	83.3
<b>Total</b>	<b>16</b>	<b>9</b>	<b>76</b>	<b>1</b>	<b>22</b>	<b>1</b>	<b>63.5</b>

Receiving	No	Yds	Avg	Lg	TD
A.Firkser	2	23	11.5	12	1
M.Pruitt	2	4	2.0	4	0
D.Henry	1	22	22.0	22	0
J.Smith	1	9	9.0	9	0
D.Lewis	1	8	8.0	8	0
T.Sharpe	1	6	6.0	6	0
A.Brown	1	4	4.0	4	0
<b>Total</b>	<b>9</b>	<b>76</b>	<b>8.4</b>	<b>22</b>	<b>1</b>

Interceptions	No	Yds	Avg	Lg	TD
L. Ryan	1	9	9.0	9	1
<b>Total</b>	<b>1</b>	<b>9</b>	<b>9.0</b>	<b>9</b>	<b>1</b>

**Leading Tacklers (Coaching Totals)**  
 R. Evans 12-8-4; L. Ryan 8-4-4; K. Vaccaro 7-3-4

**Sacks:** None  
**FF:** None **FR:** None

### PATRIOTS INDIVIDUAL STATISTICS

Rushing	Att	Yds	Avg	Lg	TD
S.Michel	14	61	4.4	25	0
J.White	1	14	14.0	14	0
J.Edelman	2	12	6.0	7	1
N.Harry	1	7	7.0	7	0
R.Burkhead	3	4	1.3	4	0
E.Roberts	1	0	0.0	0	0
<b>Total</b>	<b>22</b>	<b>98</b>	<b>4.5</b>	<b>25</b>	<b>1</b>

Passing	Att	Cmp	Yds	TD	Lg	IN	Rt
T.Brady	37	20	209	0	29	1	59.4
<b>Total</b>	<b>37</b>	<b>20</b>	<b>209</b>	<b>0</b>	<b>29</b>	<b>1</b>	<b>59.4</b>

Receiving	No	Yds	Avg	Lg	TD
J.White	5	62	12.4	29	0
B.Watson	3	38	12.7	21	0
R.Burkhead	3	32	10.7	12	0
J.Edelman	3	30	10.0	20	0
N.Harry	2	21	10.5	14	0
S.Michel	2	9	4.5	7	0
M.Sanu Sr.	1	11	11.0	11	0
P.Dorsett II	1	6	6.0	6	0
<b>Total</b>	<b>20</b>	<b>209</b>	<b>10.5</b>	<b>29</b>	<b>0</b>

Interceptions	No	Yds	Avg	Lg	TD
D. Harmon	1	0	0.0	0	0
<b>Total</b>	<b>1</b>	<b>0</b>	<b>0.0</b>	<b>0</b>	<b>0</b>

**Leading Tacklers (Press Box Totals)**  
 D. Hightower 9-8-1; D. Shelton 7-5-2.

**Sacks:** K. Van Noy 1  
**FF:** K. Van Noy 1 **FR:** None

# PLAYOFF GAME SUMMARIES

## Divisional Round: Titans 28, Ravens 12 Saturday, Jan. 11, 2020 • 8:15 p.m. ET • M&T Bank Stadium



### GAME RECAP

In the Divisional Round of the 2019 playoffs, the Titans traveled to Baltimore to face the top-seeded Ravens and won by a score of 28-12. The Titans' 217 rushing yards set a new franchise postseason mark, and the Tennessee defense notched four fourth-down stops and three takeaways.

Tennessee got on the board in the first quarter and never surrendered the lead. On the Ravens' opening possession, Baltimore posted its first turnover of the day as Ravens QB **Lamar Jackson** threw an interception to S **Kevin Byard** who returned the ball 31 yards. The Titans took over at the Baltimore 35-yard line. The offense capitalized with an eight-play scoring drive that was capped by a 12-yard touchdown pass from QB **Ryan Tannehill** to TE **Jonnu Smith**, and a 7-0 lead.

On the following possession, the Titans defense halted Jackson for no gain on fourth-and-one at Baltimore's 45-yard line. Tennessee's offense took the field, and Tannehill quickly tossed a 45-yard touchdown to WR **Kalif Raymond**. Tennessee took a 14-0 lead on an eight-second scoring drive.

In the second quarter, Baltimore got on the board as the Ravens added a pair of field goals. Ravens K **Justin Tucker** converted 49 and 22-yard attempts to make it a 14-6 game heading into halftime.

Baltimore opened the second half with possession of the ball. Facing a fourth-and-one in the red zone, Jackson was again stopped for no gain as the Titans defense stood their ground. Tennessee gained possession of the ball and put together an 81-yard scoring drive with help from a 66-yard rush by RB **Derrick Henry**. At the Baltimore three-yard line, Henry took a direct snap and threw a jump pass-style three-yard touchdown to WR **Corey Davis** for a 21-6 lead. On the first play of the following Ravens possession, Jackson was strip sacked by DT **Jurrell Casey** and the ball was recovered by DL **Jeffery Simmons** at the Baltimore 20-yard line. Henry accounted for 10 yards on the ground, and WR **A.J. Brown** caught a nine-yard pass, before Tannehill scrambled into the end zone on a one-yard touchdown rush. Tennessee increased the lead, 28-6.

In the fourth quarter, Baltimore tacked on a touchdown with a 10-play, 88-yard scoring drive. Jackson contributed a 27-yard rush to move the chains before connecting with Ravens

TE **Hayden Hurst** for a 15-yard touchdown. Baltimore's two-point conversion attempt failed, keeping the score at 28-12. The Titans preserved the lead and earned their first AFC Championship appearance since the 2002 playoffs.

### SCORING

	1	2	3	4	Final
Tennessee	7	7	14	0	28
Baltimore	0	6	0	6	12

TEAM	SCORING PLAY	TIME
Titans	J.Smith 12 yd. pass from R.Tannehill (G.Joseph kick)	1-3:36
Titans	K.Raymond 45 yd. pass from R.Tannehill (G.Joseph kick)	2-14:45
Ravens	J.Tucker 49 yd. Field Goal	2-5:52
Ravens	J.Tucker 22 yd. Field Goal	2-0:00
Titans	C.Davis 3 yd. pass from D.Henry (G.Joseph kick)	3-6:54
Titans	R.Tannehill 1 yd. run (G.Joseph kick)	3-4:16
Ravens	H.Hurst 15 yd. pass from L.Jackson (pass failed)	4-11:04

Missed FGs: None

Attendance: 71,254

Time of Game: 3:13

Weather: Cloudy, 69° F, wind S 12 mph

Referee: Bill Vinovich



### TEAM STATISTICS

	Titans	Ravens
TOTAL FIRST DOWNS	15	29
THIRD DOWN EFFICIENCY	7-13-54%	11-18-61%
FOURTH DOWN EFFICIENCY	0-0-0%	0-4-0%
TOTAL NET YARDS	300	530
Plays - Avg.	53-5.7	92-5.8
NET YARDS RUSHING	217	185
Rushes - Avg.	37-5.9	29-6.4
NET YARDS PASSING	83	345
Sacks - Yards Lost	1-8	4-20
PASS ATT-COMP-INT	15-8-0	59-31-2
PUNTS - Avg.	6-52.5	1-44.0
Net Punting Average	39.2	44.0
PUNT RETURNS - Yards	0-0	0-0
KICKOFF RETURNS - Yards	2-27	3-71
INTERCEPTIONS - Yards	2-34	0-0
PENALTIES Number and Yards	5-20	7-56
FUMBLES - Lost	0-0	1-1
TOUCHDOWNS	4	1
EXTRA POINTS Made-Attempts	4-4	0-1
RED ZONE EFFICIENCY	3-3-100%	1-4-25%
GOAL TO GO EFFICIENCY	3-3-100%	0-1-0%
SAFETIES	0	0
GIVEAWAYS	0	3
TAKEAWAYS	3	0
TIME OF POSSESSION	27:54	32:06

### TITANS STARTERS

OFFENSE		DEFENSE	
WR 84	C.Davis	NT 90	D.Jones
TE 81	J.Smith	DT 99	J.Casey
LT 77	T.Lewan	OLB 44	K.Correa
LG 76	R.Saffold	ILB 54	R.Evans
C 60	B.Jones	ILB 51	D.Long
RG 64	N.Davis	OLB 58	H.Landry
RT 78	J.Conklin	CB 26	L.Ryan
TE 85	M.Pruitt	CB 35	T.Brock
WR 11	A.Brown	SS 24	K.Vaccaro
QB 17	R.Tannehill	FS 31	K.Byard
RB 22	D.Henry	CB 25	A.Jackson

### RAVENS STARTERS

OFFENSE		DEFENSE	
WR 15	M.Brown	DT 98	B.Williams
WR 83	W.Snead IV	NT 97	M.Pierce
LT 79	R.Stanley	DE 93	C.Wormley
LG 77	B.Bozeman	RUSH45	J.Ferguson
OC 65	P.Mekari	WLB 58	L.Fort
RG 73	M.Yanda	SAM 99	M.Judon
RT 78	O.Brown Jr.	LCB 44	M.Humphrey
TE 81	H.Hurst	RCB 24	M.Peters
TE 86	N.Boyle	DB 36	C.Clark
QB 8	L.Jackson	SS 29	E.Thomas III
RB 21	M.Ingram II	FS 39	B.Carr

### TITANS INDIVIDUAL STATISTICS

Rushing	Att	Yds	Avg	Lg	TD
D.Henry	30	195	6.5	66	0
R.Tannehill	6	13	2.2	9	1
A.Brown	1	9	9.0	9	0
<b>Total</b>	<b>37</b>	<b>217</b>	<b>5.9</b>	<b>66</b>	<b>1</b>

Passing	Att	Cmp	Yds	TD	Lg	IN	Rt
R.Tannehill	14	7	88	2	45	0	109.5
D.Henry	1	1	3	1	3	0	0118.8
<b>Total</b>	<b>15</b>	<b>8</b>	<b>91</b>	<b>3</b>	<b>45</b>	<b>0</b>	<b>0111.4</b>

Receiving	No	Yds	Avg	Lg	TD
J.Smith	2	12	6.0	12	1
D.Henry	2	7	3.5	8	0
K.Raymond	1	45	45.0	45	1
M.Pruitt	1	15	15.0	15	0
A.Brown	1	9	9.0	9	0
C.Davis	1	3	3.0	3	1
<b>Total</b>	<b>8</b>	<b>91</b>	<b>11.4</b>	<b>45</b>	<b>3</b>

Interceptions	No	Yds	Avg	Lg	TD
K.Byard	1	31	31.0	31	0
K.Vaccaro	1	3	3.0	3	0
<b>Total</b>	<b>2</b>	<b>34</b>	<b>17.0</b>	<b>31</b>	<b>0</b>

### Leading Tacklers (Coaching Totals)

L. Ryan 13-11-2; K. Byard 11-8-3; R. Evans 9-8-1

Sacks: J. Casey 2; K. Correa 1; H. Landry 1

FF: J. Casey 1 FR: J. Simmons 1

### RAVENS INDIVIDUAL STATISTICS

Rushing	Att	Yds	Avg	Lg	TD
L.Jackson	20	143	7.2	30	0
M.Ingram II	6	22	3.7	7	0
G.Edwards	3	20	6.7	19	0
<b>Total</b>	<b>29</b>	<b>185</b>	<b>6.4</b>	<b>30</b>	<b>0</b>

Passing	Att	Cmp	Yds	TD	Lg	IN	Rt
L.Jackson	59	31	365	1	38	2	63.2
<b>Total</b>	<b>59</b>	<b>31</b>	<b>365</b>	<b>1</b>	<b>38</b>	<b>2</b>	<b>63.2</b>

Receiving	No	Yds	Avg	Lg	TD
M.Brown	7	126	18.0	38	0
W.Snead IV	6	56	9.3	26	0
H.Hurst	4	53	13.3	18	1
M.Andrews	4	39	9.8	16	0
J.Hill	4	26	6.5	14	0
M.Boykin	3	26	8.7	13	0
S.Roberts	2	30	15.0	26	0
M.Ingram II	1	9	9.0	9	0
<b>Total</b>	<b>31</b>	<b>365</b>	<b>11.8</b>	<b>38</b>	<b>1</b>

Interceptions	No	Yds	Avg	Lg	TD
None					

### Leading Tacklers (Press Box Totals)

E. Thomas III 7-6-1; B. Williams 6-6-0; P. Onwuasor 5-4-1

Sacks: E. Thomas III 1

FF: None FR: None

# PLAYOFF GAME SUMMARIES



## AFC Championship: Titans 24, Chiefs 35 Sunday, Jan. 19, 2020 • 2:05 p.m. CT • Arrowhead Stadium



### GAME RECAP

The Titans traveled to Kansas City to face the Chiefs for the AFC Championship Game and lost by a score of 35-24.

In the first quarter, Tennessee put together consecutive scoring drives to take a 10-0 lead. First, QB **Ryan Tannehill** led the offense on an eight-play, 58-yard possession with WR **A.J. Brown** contributing a 37-yard catch. K **Greg Joseph** converted a 30-yard field goal attempt as Tennessee went up, 3-0. After forcing Kansas City to punt on the Chiefs' opening possession, Tennessee added another 58-yard scoring drive with help from a 22-yard reception from TE **Jonnu Smith**. At the Kansas City four-yard line, RB **Derrick Henry** took the direct snap and ran into the end zone for a four-yard score and a 10-0 Titans lead.

Kansas City got on the board in the first quarter. Chiefs QB **Patrick Mahomes** led his team on a 10-play, 74-yard scoring drive that culminated in an eight-yard touchdown pass to Chiefs WR **Tyreek Hill** as Kansas City cut the lead, 10-7. On the following possession, the Titans put together a scoring drive that consumed more than nine minutes, the longest scoring drive for the club since the 2000 postseason. WRs **Corey Davis**, **Adam Humphries** and Brown all contributed first down catches, and Henry accounted for 37 yards on the ground, before Tannehill tossed a one-yard touchdown to extra tackle **Dennis Kelly**. The Titans extended the lead, 17-7.

The Chiefs added two touchdowns in the second quarter to take the lead. First, Mahomes connected with Hill for a 20-yard score to make it 17-14. Then, Mahomes scrambled into the end zone on a 27-yard run down the left sideline as Kansas City took a 21-17 lead into the half.

In the fourth quarter, Kansas City added a pair of touchdowns on back-to-back possessions. Chiefs RB **Damien Williams** capped a 13-play scoring drive with a four-yard touchdown run to put Kansas City ahead, 28-17. Next, Mahomes constructed an eight-play scoring drive that culminated in a 60-yard touchdown pass to Chiefs WR **Sammy Watkins**. Kansas City extended the lead, 35-17.

On the following Tennessee possession, the Titans put together an 80-play scoring drive including a fourth-down fake punt that saw P **Brett Kern** toss a 28-yard pass to DB **Amani Hooker**. Davis contributed a 22-yard reception, as Tannehill then connected with TE **Anthony Firkser** for a 22-yard touchdown. Tennessee cut the lead to 35-24, but ultimately could not mount a comeback and fell to the Chiefs.

### SCORING

	1	2	3	4	Final
Tennessee	10	7	0	7	24
Kansas City	7	14	0	14	35

TEAM	SCORING PLAY	TIME
Titans	G.Joseph 30 yd. Field Goal	1-11:29
Titans	D.Henry 4 yd. run (G.Joseph kick)	1-5:52
Chiefs	T.Hill 8 yd. pass from P.Mahomes (H.Butker kick)	1-0:46
Titans	D.Kelly 1 yd. pass from R.Tannehill (G.Joseph kick)	2-6:39
Chiefs	T.Hill 20 yd. pass from P.Mahomes (H.Butker kick)	2-4:03
Chiefs	P.Mahomes 27 yd. run (H.Butker kick)	2-0:11
Chiefs	Dam.Williams 3 yd. run (H.Butker kick)	4-14:50
Chiefs	S.Watkins 60 yd. pass from P.Mahomes (H.Butker kick)	4-7:33
Titans	A.Firkser 22 yd. pass from R.Tannehill (G.Joseph kick)	4-4:18

Missed FGs: None

Attendance: 73,656

Time of Game: 3:04

Weather: Sunny, 17° F, wind NW 10 mph

Referee: Tony Corrente



### TEAM STATISTICS

	Titans	Chiefs
TOTAL FIRST DOWNS	20	27
THIRD DOWN EFFICIENCY	3-10-30%	6-10-60%
FOURTH DOWN EFFICIENCY	2-3-67%	1-1-100%
TOTAL NET YARDS	295	404
Plays - Avg.	58-5.1	64-6.3
NET YARDS RUSHING	85	112
Rushes - Avg.	23-3.7	27-4.1
NET YARDS PASSING	210	292
Sacks - Yards Lost	3-27	2-2
PASS ATT-COMP-INT	32-22-0	35-23-0
PUNTS - Avg.	3-46.3	3-40.7
Net Punting Average	44.0	31.0
PUNT RETURNS - Yards	1-9	2-7
KICKOFF RETURNS - Yards	4-61	5-105
INTERCEPTIONS - Yards	0-0	0-0
PENALTIES Number and Yards	8-85	9-61
FUMBLES - Lost	0-0	1-0
TOUCHDOWNS	3	5
EXTRA POINTS Made-Attempts	3-3	5-5
RED ZONE EFFICIENCY	2-3-67%	2-3-67%
GOAL TO GO EFFICIENCY	2-2-100%	2-2-100%
SAFETIES	0	0
GIVEAWAYS	0	0
TAKEAWAYS	0	0
TIME OF POSSESSION	30:10	29:50

### TITANS STARTERS

OFFENSE		DEFENSE	
WR 84	C.Davis	NT 90	D.Jones
TE 81	J.Smith	DT 99	J.Casey
LT 77	T.Lewan	OLB 44	K.Correa
LG 76	R.Saffold	ILB 54	R.Evans
C 60	B.Jones	ILB 55	J.Brown
RG 64	N.Davis	OLB 58	H.Landry
RT 78	J.Conklin	CB 26	L.Ryan
WR 11	A.Brown	SS 24	K.Vaccaro
WR 19	T.Sharpe	FS 31	K.Byard
QB 17	R.Tannehill	CB 25	A.Jackson
RB 22	D.Henry	CB 35	T.Brock

### CHIEFS STARTERS

OFFENSE		DEFENSE	
WR 10	T.Hill	LDE 55	F.Clark
LT 72	E.Fisher	LDT 64	M.Pennell
LG 61	S.Wisniewski	RDT 91	D.Nnadi
C 62	A.Reiter	RDE 92	T.Kpassagnon
RG 76	L.Duvernay-Tardif	LB 53	A.Hitchens
RT 71	M.Schwartz	LB 54	D.Wilson
TE 87	T.Kelce	RCB 35	C.Ward
WR 14	S.Watkins	LCB 21	B.Breeland
QB 15	P.Mahomes	CB 29	K.Fuller
RB 26	Dam.Williams	FS 49	D.Sorensen
WR 11	D.Robinson	SS 32	T.Mathieu

### TITANS INDIVIDUAL STATISTICS

Rushing	Att	Yds	Avg	Lg	TD
D.Henry	19	69	3.6	13	1
R.Tannehill	3	11	3.7	6	0
M.Mariota	1	5	5.0	5	0
<b>Total</b>	<b>23</b>	<b>85</b>	<b>3.7</b>	<b>13</b>	<b>1</b>

Passing	Att	Cmp	Yds	TD	Lg	IN	Rt
R.Tannehill	31	21	209	2	37	0	108.1
B.Kern	1	1	28	0	28	0	0118.8
<b>Total</b>	<b>32</b>	<b>22</b>	<b>237</b>	<b>2</b>	<b>37</b>	<b>0</b>	<b>0111.1</b>

Receiving	No	Yds	Avg	Lg	TD
C.Davis	5	65	13.0	22	0
A.Humphries	4	25	6.3	9	0
A.Brown	3	51	17.0	37	0
J.Smith	3	38	12.7	22	0
D.Henry	2	-8	-4.0	-2	0
A.Hooker	1	28	28.0	28	0
A.Firkser	1	22	22.0	22	1
M.Pruitt	1	9	9.0	9	0
D.Lewis	1	6	6.0	6	0
D.Kelly	1	1	1.0	1	1
<b>Total</b>	<b>22</b>	<b>237</b>	<b>10.8</b>	<b>37</b>	<b>2</b>

Interceptions	No	Yds	Avg	Lg	TD
None					

### Leading Tacklers (Coaching Totals)

K. Correa 10-6-4; L. Ryan 6-6-0; J. Brown 5-5-0

Sacks: K. Correa 1; D. Jones 0.5; J. Casey 0.5

FF: None FR: None

### CHIEFS INDIVIDUAL STATISTICS

Rushing	Att	Yds	Avg	Lg	TD
P.Mahomes	8	53	6.6	27	1
Dam.Williams	17	45	2.6	8	1
T.Hill	1	7	7.0	7	0
D.Thompson	1	7	7.0	7	0
<b>Total</b>	<b>27</b>	<b>112</b>	<b>4.1</b>	<b>27</b>	<b>2</b>

Passing	Att	Cmp	Yds	TD	Lg	IN	Rt
P.Mahomes	35	23	294	3	60	0	0120.4
<b>Total</b>	<b>35</b>	<b>23</b>	<b>294</b>	<b>3</b>	<b>60</b>	<b>0</b>	<b>0120.4</b>

Receiving	No	Yds	Avg	Lg	TD
S.Watkins	7	114	16.3	60	1
T.Hill	5	67	13.4	26	2
Dam.Williams	5	44	8.8	17	0
T.Kelce	3	30	10.0	18	0
D.Robinson	2	31	15.5	24	0
M.Hardman	1	8	8.0	8	0
<b>Total</b>	<b>23</b>	<b>294</b>	<b>12.8</b>	<b>60</b>	<b>3</b>

Interceptions	No	Yds	Avg	Lg	TD
None					

### Leading Tacklers (Press Box Totals)

T. Mathieu 9-6-3; D. Sorensen 8-6-2; D. Wilson 7-6-1

Sacks: T. Kpassagnon 2; F. Clark 1

FF: None FR: None

# PLAYOFF GAME SUMMARIES



## Wild Card Round: Titans 13, Ravens 20 Sunday, Jan. 10, 2021 • 12:00 p.m. CT • Nissan Stadium



In the AFC Wild Card Round, the Titans hosted the Baltimore Ravens and fell by a score of 20-13.

Tennessee got on the board first and built a 10-0 lead in the opening quarter. The Titans first touchdown came on a 10-play scoring drive that saw WR **A.J. Brown** contribute three receptions for 52 yards, including a 10-yard touchdown pass from QB **Ryan Tannehill**, to put Tennessee ahead 7-0. On the ensuing Baltimore possession, Ravens QB **Lamar Jackson** threw an interception to CB **Malcolm Butler**. The Titans took possession at their own 28-yard line and capitalized on the turnover as K **Stephen Gostkowski** converted a 45-yard field goal to make it a 10-0 game.

In the second quarter, Baltimore got into the red zone, but Jackson was sacked on third down by OLB **Brooks Reed**. The Ravens were forced to settle for a 33-yard field goal to make it a 10-3 contest. Later in the second quarter, facing a third-and-nine at the Tennessee 48-yard line, Jackson broke free for a 48-yard rushing touchdown to even the score 10-10.

Baltimore began the second half with possession of the ball and tacked on a touchdown on a 77-yard scoring drive. Jackson accounted for 34 yards on four carries to move the chains before Ravens RB **J.K. Dobbins** scored on a four-yard rush. Baltimore pulled ahead, 17-10.

In the fourth quarter, Tennessee inched within four points with a 25-yard field goal that made it 17-13, Baltimore. However, the Ravens added a field goal in the fourth quarter as well as Ravens K **Justin Tucker** converted a 51-yard attempt to make it 20-13. As Tennessee took possession down by seven with just over four minutes remaining, the Titans began driving. Tannehill was intercepted by Ravens CB **Marcus Peters**. The Titans ran out of time to mount a comeback and fell to the Ravens at home.

### SCORING

	1	2	3	4	Final
Baltimore	0	10	7	3	20
Tennessee	10	0	0	3	13

TEAM	SCORING PLAY	TIME
Titans	A. Brown 10 yd. pass from R. Tannehill (S. Gostkowski kick)	1:53:39
Titans	S. Gostkowski 45 yd. Field Goal	1-1:38
Ravens	J. Tucker 33 yd. Field Goal	2-9:59
Ravens	L. Jackson 48 yd. run (J. Tucker kick)	2-2:32
Ravens	J. Dobbins 4 yd. run (J. Tucker kick)	3-9:01
Titans	S. Gostkowski 25 yd. Field Goal	4-14:56
Ravens	J. Tucker 51 yd. Field Goal	4-4:19

Missed FGs: J. Tucker 52WR

Attendance: 14,029

Time of Game: 2:45

Weather: 33°, Cloudy, wind NE 1 mph

Referee: Jerome Boger



TEAM STATISTICS

	Ravens	Titans
TOTAL FIRST DOWNS	22	12
THIRD DOWN EFFICIENCY	7-13-54%	4-12-33%
FOURTH DOWN EFFICIENCY	0-0-0%	1-1-100%
TOTAL NET YARDS	401	209
Plays - Avg.	64-6.3	49-4.3
NET YARDS RUSHING	236	51
Rushes - Avg.	35-6.7	22-2.3
NET YARDS PASSING	165	158
Sacks - Yards Lost	5-14	1-7
PASS ATT-COMP-INT	24-17-1	26-18-1
PUNTS - Avg.	2-50.5	5-45.6
Net Punting Average	46.5	45.6
PUNT RETURNS - Yards	0-0	2-8
KICKOFF RETURNS - Yards	1-20	2-46
INTERCEPTIONS - Yards	1-13	1-0
PENALTIES Number and Yards	5-60	2-10
FUMBLES - Lost	0-0	0-0
TOUCHDOWNS	2	1
EXTRA POINTS Made-Attempts	2-2	1-1
FIELD GOALS Made-Attempts	2-3	2-2
RED ZONE EFFICIENCY	1-3-33%	1-2-50%
GOAL TO GO EFFICIENCY	1-1-100%	1-2-50%
SAFETIES	0	0
GIVEAWAYS	1	1
TAKEAWAYS	1	1
TIME OF POSSESSION	33:38	26:22

### RAVENS STARTERS

OFFENSE		DEFENSE	
WR 80	M. Boykin	DT 93	C. Campbell
LT 78	O. Brown	NT 98	B. Williams
LG 77	B. Bozeman	DE 95	D. Wolfe
C 65	P. Mekari	OLB 90	P. McPhee
RG 72	B. Powers	ILB 40	M. Harrison
RT 74	T. Phillips	WLB 58	L. Fort
TE 89	M. Andrews	SAM 99	M. Judon
TE 85	E. Tomlinson	LCB 24	M. Peters
QB 8	L. Jackson	FS 32	D. Elliott
FB 42	P. Ricard	SS 36	C. Clark
RB 27	J. Dobbins	RCB 44	M. Humphrey

### TITANS STARTERS

OFFENSE		DEFENSE	
TE 87	G. Swaim	NT 92	M. Dickerson
TE 81	J. Smith	DT 90	D. Jones
LT 72	D. Quessenberry	DT 98	J. Simmons
LG 76	R. Saffold III	OLB 49	N. Dzubnar
C 60	B. Jones	ILB 54	R. Evans
RG 64	N. Davis	ILB 51	D. Long Jr.
RT 71	D. Kelly	OLB 58	H. Landry III
WR 11	A. Brown	CB 25	A. Jackson
QB 17	R. Tannehill	SS 24	K. Vaccaro
FB 41	K. Blasingame	FS 31	K. Byard
RB 22	D. Henry	CB 21	M. Butler

### RAVENS INDIVIDUAL STATISTICS

Rushing	Att	Yds	Avg	Lg	TD
L. Jackson	16	136	8.5	48	1
J. Dobbins	9	43	4.8	12	1
G. Edwards	8	38	4.8	8	0
M. Brown	2	19	9.5	15	0
<b>Total</b>	<b>35</b>	<b>236</b>	<b>6.7</b>	<b>48</b>	<b>2</b>

Passing	Att	Cmp	Yds	TD	Lg	IN	Rt
L. Jackson	24	17	179	0	28	1	74.8
<b>Total</b>	<b>24</b>	<b>17</b>	<b>179</b>	<b>0</b>	<b>28</b>	<b>1</b>	<b>74.8</b>

Receiving	No	Yds	Avg	Lg	TD
M. Brown	7	109	15.6	28	0
M. Andrews	4	41	10.3	17	0
P. Ricard	3	26	8.7	11	0
W. Snead	2	9	4.5	5	0
J. Dobbins	1	-6	-6.0	-6	0
<b>Total</b>	<b>17</b>	<b>179</b>	<b>10.5</b>	<b>28</b>	<b>0</b>

Interceptions	No	Yds	Avg	Lg	TD
M. Peters	1	13	13.0	13	0
<b>Total</b>	<b>1</b>	<b>13</b>	<b>13.0</b>	<b>13</b>	<b>0</b>

**Leading Tacklers (Press Box Totals)**  
P. McPhee 6-5-1; D. Wolfe 6-4-2; M. Humphrey 5-4-1

**Sacks:** D. Wolfe 1  
**FF:** None **FR:** None

### TITANS INDIVIDUAL STATISTICS

Rushing	Att	Yds	Avg	Lg	TD
D. Henry	18	40	2.2	8	0
R. Tannehill	2	6	3.0	4	0
J. McNichols	1	4	4.0	4	0
D. Evans	1	1	1.0	1	0
<b>Total</b>	<b>22</b>	<b>51</b>	<b>2.3</b>	<b>8</b>	<b>0</b>

Passing	Att	Cmp	Yds	TD	Lg	IN	Rt
R. Tannehill	26	18	165	1	35	1	83.0
<b>Total</b>	<b>26</b>	<b>18</b>	<b>165</b>	<b>1</b>	<b>35</b>	<b>1</b>	<b>83.0</b>

Receiving	No	Yds	Avg	Lg	TD
A. Brown	6	83	13.8	28	1
D. Henry	3	11	3.7	7	0
A. Firkser	2	44	22.0	35	0
N. Westbrook-Ikhine	2	17	8.5	12	0
J. Smith	2	9	4.5	5	0
C. Batson	1	6	6.0	6	0
G. Swaim	1	5	5.0	5	0
R. Tannehill	1	-10	-10.0	-10	0
<b>Total</b>	<b>18</b>	<b>165</b>	<b>9.2</b>	<b>35</b>	<b>1</b>

**Interceptions** **No** **Yds** **Avg** **Lg** **TD**  
M. Butler 1 0 0.0 0 0  
**Total** 1 0 0.0 0 0

**Leading Tacklers (Press Box Totals)**  
H. Landry III 10-8-2; K. Vaccaro 9-6-3; R. Evans 9-5-4

**Sacks:** H. Landry III 2; D. Jones 1; B. Reed 1; M. Dickerson 1  
**FF:** None **FR:** None



# PLAYOFF GAME SUMMARIES



## Divisional Round: Titans 16, Bengals 19 Saturday, Jan. 22, 2022 • 3:30 p.m. CT • Nissan Stadium



In the Divisional Round of the 2021 playoffs, the Titans hosted the Cincinnati Bengals and lost by a score of 19-16. Despite the Titans defense tallying a NFL postseason record nine sacks, and limiting the Bengals offense to 64 rushing yards on 18 attempts, Cincinnati's game-winning field goal as time expired proved to be the difference as Tennessee was handed a home playoff loss.

On the first play of the contest, QB **Ryan Tannehill's** pass was intercepted by Bengals S **Jessie Bates III** to give Cincinnati possession at the Tennessee 42-yard line. Tennessee's defense was able to hold the Bengals to a field goal, as a 38-yard kick gave Cincinnati an early 3-0 lead. Later in the first quarter, the Bengals doubled their lead with a six play, 61-yard scoring drive that featured a 57-yard pass from Bengals QB **Joe Burrow** to Bengals WR **Ja'Marr Chase**. Cincinnati was again forced to settle for a field goal as Bengals K **Evan McPherson** tacked on a 45-yarder, 6-0.

Tennessee tied the score in the second quarter with a nine play, 84-yard scoring possession. Tannehill connected with WR **A.J. Brown** for a 41-yard bomb on the first play of the drive, and WR **Julio Jones** contributed a 13-yard catch to give the Titans a first down in the red zone. Then, while in the Wildcat formation, RB **Derrick Henry** took the direct snap and ran in a three-yard touchdown. However, Cincinnati was penalized for having 12 men on the field for the extra point, and the Titans elected to enforce the opportunity to go for a two-point conversion. Henry's carry was short of the goal line, 6-6.

On the ensuing Bengals possession, facing a third-and-14 at the Tennessee 24-yard line, Burrow was sacked by DT **Jeffery Simmons** for a loss of 12. Cincinnati was forced to kick a 54-yard field goal to make it 9-6 heading into halftime.

Cincinnati pulled ahead in the third quarter on the Bengals' lone touchdown score of the day. Burrow connected with Bengals WR **Tee Higgins** for a 12-yard pass, and Bengals RB **Joe Mixon** accounted for 41 total yards, including a 16-yard rushing touchdown that made it 16-6, Cincinnati.

Later in the third quarter, Tennessee constructed two scoring drives on consecutive possessions to tie the score. First, with help from a 40-yard pass from Tannehill to Brown, K **Randy Bullock** was able to convert a 34-yard field goal to make it 16-9,

Bengals. Next, as Cincinnati took the field, S **Amani Hooker** intercepted Burrow on the first play of the drive to give Tennessee possession at the Bengals 27-yard line. Tannehill connected with Brown for a 33-yard touchdown, as the Titans tied the score 16-16.

With under a minute remaining in regulation, as the Titans were driving, Tannehill's pass was intercepted by Bengals LB **Logan Wilson** at the Cincinnati 47-yard line. Burrow quickly moved the ball with a 19-yard pass to Chase. With four seconds remaining, McPherson successfully kicked a 52-yard field goal to seal a victory by a final score of 19-16.

SCORING	1	2	3	4	Final
Cincinnati	6	3	7	3	19
Tennessee	0	6	10	0	16

TEAM	SCORING PLAY	TIME
Bengals	E.McPherson 38 yd. Field Goal	1-12:03
Bengals	E.McPherson 45 yd. Field Goal	1-2:11
Titans	D.Henry 3 yd. run (run failed)	2-6:07
Bengals	E.McPherson 54 yd. Field Goal	2-1:35
Bengals	J.Mixon 16 yd. run (E.McPherson kick)	3-9:34
Titans	R.Bullock 34 yd. Field Goal	3-1:36
Titans	A.Brown 33 yd. pass from R.Tannehill (R.Bullock kick)	3-0:15
Bengals	E.McPherson 52 yd. Field Goal	4-0:00

Missed FGs: None  
 Attendance: 69,242  
 Time of Game: 2:59  
 Weather: 34°, Sunny, Wind 0 mph  
 Referee: Clete Blakeman



### TEAM STATISTICS

	Bengals	Titans
TOTAL FIRST DOWNS	17	16
THIRD DOWN EFFICIENCY	7-15-46.7%	1-8-12.5%
FOURTH DOWN EFFICIENCY	0-0-0.0%	0-1-0.0%
TOTAL NET YARDS	345	353
Plays - Avg.	64-5.4	52-6.8
NET YARDS RUSHING	65	140
Rushes - Avg.	18-3.6	27-5.2
NET YARDS PASSING	280	213
Sacks - Yards Lost	9-68	1-7
PASS ATT-COMP-INT	37-28-1	24-15-3
PUNTS - Avg.	5-40.6	4-41.5
Net Punting Average	39.6	41.5
PUNT RETURNS - Yards	0-0	3-5
KICKOFF RETURNS - Yards	3-82	1-26
INTERCEPTIONS - Yards	3-19	1-15
PENALTIES Number and Yards	6-46	2-15
FUMBLES Number and Lost	0-0	0-0
TOUCHDOWNS	1	2
EXTRA POINTS Made-Attempts	1-1	1-2
RED ZONE EFFICIENCY	1-2-50%	1-3-33%
GOAL TO GO EFFICIENCY	0-0-0%	1-2-50%
SAFETIES	0	0
GIVEAWAYS	1	3
TAKEAWAYS	3	1
TIME OF POSSESSION	33:25	26:35

### BENGALS STARTERS

OFFENSE	DEFENSE
WR 85 T.Higgins	LDE 94 S.Hubbard
TE 87 C.Uzomah	DT 68 J.Tupou
LT 73 J.Williams	NT 98 D.Reader
LG 67 Q.Spain	DT 92 B.Hill
C 66 T.Hopkins	RDE 91 T.Hendrickson
RG 77 H.Adeniji	LB 55 L.Wilson
RT 75 I.Prince	LB 57 G.Pratt
WR 83 T.Boyd	CB 20 E.Apple
WR 1 J.Chase	CB 22 C.Awuzie
QB 9 J.Burrow	S 24 V.Bell
HB 28 J.Mixon	S 30 J.Bates III

### TITANS STARTERS

OFFENSE	DEFENSE
TE 83 R.Izzo	DT 98 J.Simmons
TE 87 G.Swaim	DT 90 N.Jones
LT 77 T.Lewan	DL 96 D.Autry
LG 76 R.Saffold	OLB 58 H.Landry
C 60 B.Jones	LB 51 D.Long
RG 64 N.Davis	LB 41 Z.Cunningham
RT 72 D.Quessenberry	CB 26 K.Fulton
WR 11 A.Brown	CB 24 E.Molden
WR 2 J.Jones	CB 20 J.Jenkins
QB 17 R.Tannehill	S 31 K.Byard
RB 22 D.Henry	S 37 A.Hooker

### BENGALS INDIVIDUAL STATISTICS

Rushing	Att	Yds	Avg	Lg	TD
J.Mixon	14	54	3.9	16	1
J.Burrow	2	5	2.5	7	0
C.Evans	1	4	4.0	4	0
J.Chase	1	2	2.0	2	0
<b>Total</b>	<b>18</b>	<b>65</b>	<b>3.6</b>	<b>16</b>	<b>1</b>

Passing	Att	Cmp	Yds	TD	Lg	IN	Rt
J.Burrow	37	28	348	0	57	1	93.1
<b>Total</b>	<b>37</b>	<b>28</b>	<b>348</b>	<b>0</b>	<b>57</b>	<b>1</b>	<b>93.1</b>

Receiving	No	Yds	Avg	Lg	TD
T.Higgins	7	96	13.7	22	0
C.Uzomah	7	71	10.1	32	0
J.Mixon	6	51	8.5	21	0
J.Chase	5	109	21.8	57	0
T.Boyd	2	17	8.5	10	0
S.Perine	1	4	4.0	4	0
<b>Total</b>	<b>28</b>	<b>348</b>	<b>12.4</b>	<b>57</b>	<b>0</b>

Interceptions	No	Yds	Avg	Lg	TD
M.Hilton	1	19	19.0	19	0
J.Bates III	1	0	0.0	0	0
L.Wilson	1	0	0.0	0	0
<b>Total</b>	<b>3</b>	<b>19</b>	<b>6.3</b>	<b>19</b>	<b>0</b>

**Leading Tacklers (Press Box Totals)**  
 L. Wilson 8-6-2; V. Bell 6-5-1; D. Reader 6-5-1

**Sacks:** V. Bell 1  
**FF:** None  
**FR:** None

### TITANS INDIVIDUAL STATISTICS

Rushing	Att	Yds	Avg	Lg	TD
D.Foreman	4	66	16.5	45	0
D.Henry	20	62	3.1	9	1
R.Tannehill	3	12	4.0	8	0
<b>Total</b>	<b>27</b>	<b>140</b>	<b>5.2</b>	<b>45</b>	<b>1</b>

Passing	Att	Cmp	Yds	TD	Lg	IN	Rt
R.Tannehill	24	15	220	1	41	3	66.7
<b>Total</b>	<b>24</b>	<b>15</b>	<b>220</b>	<b>1</b>	<b>41</b>	<b>3</b>	<b>66.7</b>

Receiving	No	Yds	Avg	Lg	TD
J.Jones	6	62	10.3	16	0
A.Brown	5	142	28.4	41	1
D.Hilliard	3	13	4.3	5	0
C.Rogers	1	3	3.0	3	0
<b>Total</b>	<b>15</b>	<b>220</b>	<b>14.7</b>	<b>41</b>	<b>1</b>

Interceptions	No	Yds	Avg	Lg	TD
A.Hooker	1	15	15.0	15	0
<b>Total</b>	<b>1</b>	<b>15</b>	<b>15.0</b>	<b>15</b>	<b>0</b>

**Leading Tacklers (Press Box Totals)**  
 Z. Cunningham 10-8-2; J. Simmons 8-7-1; D. Long 8-6-2

**Sacks:** J. Simmons 3; D. Autry 1.5; H. Landry 1.5; B. Dupree 1; D. Long 1; N. Jones 0.5; K. Peko 0.5  
**FF:** None  
**FR:** None



# 2023 SEASON SCHEDULE

AUG. 12  
PS 1—AT

**CHI**  
12 PM

AUG. 19  
PS 2—AT

**MIN**  
7 PM

AUG. 25  
PS 3—VS

**NE**  
7:15 PM

SEP. 10  
WEEK 1—AT

**NO**  
12 PM

SEP. 17  
WEEK 2—VS

**LAC**  
12 PM

SEP. 24  
WEEK 3—AT

**CLE**  
12 PM

OCT. 1  
WEEK 4—VS

**CIN**  
12 PM

OCT. 8  
WEEK 5—AT

**IND**  
12 PM

OCT. 15  
WEEK 6—VS

**BAL**  
8:30 AM  
LONDON

WEEK 7

**BYE**

OCT. 29  
WEEK 8—VS

**ATL**  
12 PM

NOV. 2  
WEEK 9—AT

**PIT**  
7:15 PM  
TNF

NOV. 12  
WEEK 10—AT

**TB**  
12 PM

NOV. 19  
WEEK 11—AT

**JAX**  
12 PM

NOV. 26  
WEEK 12—VS

**CAR**  
12 PM

DEC. 3  
WEEK 13—VS

**IND**  
12 PM

DEC. 11  
WEEK 14—AT

**MIA**  
7:15 PM  
MNF

DEC. 17  
WEEK 15—VS

**HOU**  
12 PM

DEC. 24  
WEEK 16—VS

**SEA**  
12 PM

DEC. 31  
WEEK 17—AT

**HOU**  
12 PM

TBD  
WEEK 18—VS

**JAX**  
TBD

HOME | AWAY

PRESENTED BY

**SEATGEEK**

ALL TIMES LISTED ARE CENTRAL TIME ZONE (CT)