

ATLANTA FALCONS 2023

MEDIA GUIDE






ADMIN

2023





Perhaps best known as co-founder of The Home Depot, Arthur Blank is now widely recognized for his diverse businesses. Named by ESPN as the 2021 Sports Philanthropist of the Year, Blank is a tireless advocate of using purpose and profit hand-in-hand to benefit the communities around him. Blank has been distinguished by Forbes as one of the World's 100 Greatest Living Business Minds 2017, Sports Business Journal's Executive of the Year 2018 and Sports Business Journal's one of the 50 Most Influential People in Sports 2016, 2017, 2018.

In addition to the Blank Family Foundation, Blank's Family of Businesses includes the Atlanta Falcons and Atlanta United; the nationwide PGA TOUR Superstore; three ranches in Montana, Mountain Sky Guest Ranch, West Creek Ranch and Paradise Valley Ranch; and Mercedes-Benz Stadium, which hosted the 2019 Super Bowl and is home to the Falcons and Atlanta United.

In 2020, Blank released his book *Good Company*, a national best-seller, highlighting how the core values successfully used to build The Home Depot can be applied to varying businesses. Blank believes in the importance of making a difference – professionally and personally. In addition to the company's

financial success, during his 23 years with The Home Depot the company donated more than \$113 million to communities, while associates participated in hundreds of thousands of hours of volunteer time. Blank is applying the same business acumen and values in building his competitive, successful and community-oriented businesses today.

Blank is dedicated to his own giving back. Since 1995, the Arthur M. Blank Family Foundation has granted more than \$800 million, and will significantly accelerate the impact of its philanthropy over the next 10+ years in its new collective areas of giving, which include Youth Development, Democracy, and Environment. The foundation also leads giving programs for each of the for-profit businesses in Blank's portfolio. Through his Foundation and businesses, Blank has donated nearly \$7 million to COVID-19 pandemic relief.

A native of Queens, N.Y., Blank received a B.S. Degree in Business Administration with Distinction from Babson College. Blank resides in Atlanta, Georgia and is the father of six children and has six grandchildren. Consistent with the way he approaches work and life, his favorite T-shirt appropriately reads, "There is no finish line."



Stephen Cannon serves as vice chairman, AMB Sports and Entertainment (AMBSE), a for-profit holding group under the Arthur M. Blank Family of Businesses. In this capacity, Cannon, working closely with owner and Chairman, Arthur M. Blank, has responsibility for the overall business strategy, oversight of AMBSE, and key strategic growth initiatives.

Named among Atlanta Business Chronicles 2019 Most Admired CEO's, Cannon began his career with AMBSE as chief executive officer assuming the day-to-day leadership of Mercedes-Benz Stadium (MBS), Atlanta Falcons Football Club, United Soccer Properties and PGA TOUR Superstore. Prior to joining AMBSE in 2016, Cannon served as president and chief executive officer of Mercedes-Benz USA (MBUSA) and was responsible for leading operations that generated record sales with annual revenues exceeding \$20 billion.

In his current position, Cannon continues oversight of Atlanta United of Major League Soccer. Atlanta United joined Major League Soccer in 2017 and won the 2018 MLS Cup in just its second season, the earliest an expansion team has won the title since 1998. The club has set multiple league records including season tickets sales, single-season average, and total home attendance. Cannon was named to the MLS Board of Governors in 2017.

Cannon has led the evolution of Mercedes-Benz Stadium (MBS) since its doors opened in August 2017. Home to the Atlanta Falcons and Atlanta United, MBS has hosted a record-setting number of large sports and entertainment events including Super Bowl LIII in 2019, the College Football Playoff Championship game in 2018 and will host NCAA Men's Final Four in March 2020. MBS has most recently been selected for the 2025 College Football National Championship, the only stadium to host twice, and the 2026 FIFA World Cup.

Under Cannon's leadership, MBS was the first professional sports stadium in North America to achieve LEED Platinum

Certification by the United States Green Building Council and MBS Food & Beverage Experience was honored as Sports Breakthrough of the Year 2018 by Sports Business Journal for its record-breaking, affordable fan friendly pricing. In 2023, MBS became the first stadium worldwide to receive TRUE Platinum Certification for Zero Waste.

Cannon was the 2020 Atlanta Falcons' Salute to Service Award nominee and, among the top-three nominees across the 32 NFL teams, has led efforts to make the Atlanta Falcons' military outreach efforts the benchmark in the NFL. In 2018, Cannon and Falcons Head Coach Dan Quinn spearheaded the first NFL team-directed USO Tour, visiting soldiers at various bases throughout Iraq and Kuwait. A tireless supporter of America's military and military families, Cannon, alongside his fellow West Point classmates, founded the Johnny Mac Soldiers fund in 2014. The organization honors military service and sacrifice by providing scholarships to veterans and military family members, particularly children of our nation's fallen and disabled. What began as a small effort to help one fallen classmate's family has grown into an organization that has raised more than \$17 million. Cannon also serves on the national board of directors for TAPS (Tragedy Assistance Program for Survivors) and, most recently, as Board Chair for Avalon Action Alliance.

Cannon graduated with honors from the United States Military Academy at West Point in 1986 and was Airborne Ranger qualified and served as First Lieutenant in West Germany during the fall of the Iron Curtain. During his time in the Army he also served five years as an artillery officer. A two-time lettered wrestler at West Point, The National Wrestling Hall of Fame named Cannon the 2019 Outstanding American, an honor given to leaders who have used the disciplines of wrestling to launch distinguished careers in other walks of life.

Cannon and his wife, Ann, reside in Atlanta and are the parents of nine children.



Chief Executive Officer of AMBSE and Chief Executive Officer of Atlanta Falcons, Rich McKay, has been a fixture in the National Football League for more than 30 years. One of the League's most influential executives, McKay joined the Atlanta Falcons in 2004. During McKay's tenure, the Falcons have been to the playoffs seven times, been to three NFC Championship games and participated in Super Bowl LI. McKay was hired by Owner and Chairman Arthur M. Blank in 2004 and served his first four years as the team's general manager. He was promoted to president and chief executive officer in 2011. That same year, national columnist and creator of Monday Morning Quarterback (MMQB), Peter King, named McKay number 10 out of the 100 most influential people in the NFL. In 2019, The Athletic put McKay in The NFL's 100 most influential business people of all-time.

McKay was promoted to his latest role in January, 2023, with new Falcons President Greg Beadles and AMBSE President Tim Zulawski, as well as the leaders of AMBSE shared services, all reporting to McKay. Reporting directly to Blank Family of Businesses Owner and Chairman Arthur M. Blank in his Falcons CEO role, McKay maintains day-to-day oversight of football operations, with Falcons' Head Coach Arthur Smith and Terry Fontenot, the team's general manager, continuing to report to him.

McKay played a central role in the development, opening and operation of Mercedes-Benz Stadium in addition to his Falcons duties. With the stadium built and operating with a best-in-class leadership team, led by then-AMBSE CEO Steve Cannon, McKay returned his focus to a larger role in the operation of the Falcons with the Falcons head coach and general manager reporting to him. He led the 2021 search that resulted in Smith being named the Falcons' 18th head coach and Fontenot being named the organization's 11th general manager.

McKay was the point person in the negotiation, development and building of Mercedes-Benz Stadium, a process that began in earnest in 2008. Working closely with Blank, the city of Atlanta, the state of Georgia and the Georgia World Congress Center Authority, McKay helped to secure approval and financing for Mercedes-Benz Stadium and created a true public-private partnership. The club broke ground on Mercedes-Benz Stadium on May 19, 2014, and it was completed in August of 2017 and serves as the home of the Atlanta Falcons and Atlanta United. He is the only executive to have led two successful stadium negotiations (Atlanta and Tampa Bay). In April of 2014, McKay was named President of AMB Sports & Entertainment (AMBSE) which oversees the Falcons, Atlanta United and Mercedes-Benz Stadium.

McKay has served as a member of the NFL's Competition Committee since 1994, which is longer than any member has ever served since the committee's inception in 1968. He has led the committee as co-chairman (1998-2011) or chairman (2011-current) since 1998. The committee is comprised of NFL head coaches and League executives who study the game and recommend rule changes and modifications to ensure player safety while promoting competitiveness. The Competition Committee has recommended and passed over fifty (50) player safety rules changes since 2002. In addition to his commitment to advancing the game, McKay has been involved in the negotiation of collective bargaining agreements with the National Football League Players Association and was highly involved in the negotiations that led to the ten year collective bargaining agreement signed in 2011 and the newest ten year agreement that was executed in 2021.

Prior to joining the Falcons, McKay spent 10 years with the Tampa Bay Buccaneers, serving as general manager. While

serving as general manager for Tampa Bay (1994-2003) and Atlanta (2004-2008), McKay was the architect of a Super Bowl winning team (Super Bowl XXXVII) as well as six teams that reached the playoffs and three that advanced to the NFC Championship game. During his 15 seasons in the General Manager role, his teams compiled an overall record of 112-96 with a playoff record of 6-5. As a GM, McKay worked with three different NFL head coaches who have guided their respective teams to NFC Championship games – Tony Dungy in 1999 with Tampa Bay, Jon Gruden in 2002 with Tampa Bay and Jim Mora in 2004 with Atlanta.

McKay's personnel scouting acumen was a successful formula which produced 59 players that played in the Pro Bowl during his time as an NFL General Manager. McKay showed his eye for talent when he drafted eight players in the 1997 draft class that went on to play a combined 1,175 games, with 772 starts over their careers. Those players helped contribute to Tampa Bay's 41 Pro Bowl selections between 1997 through 2002, which were the most in the NFL. To put it into perspective, the Buccaneers only had 19 Pro Bowl selections in the first 21 years of their history leading up to 1997.

One of McKay's proudest accomplishments is that 11 of his former lieutenants have risen through the ranks to sit in the general manager's chair at other NFL franchises.

While many of the players McKay drafted developed into Pro Bowl performers on the field, several have been stars in their community. Atlanta Falcons Limited Partner Warrick Dunn, whom McKay drafted in 1997 with Tampa Bay, was the recipient of the 2004 Walter Payton/NFL Man of the Year award. This award is presented annually to the NFL's most philanthropic player. Derrick Brooks, who was also a draft selection of McKay's, was also a co-recipient of the award in 2000.

The McKay family is one of the most successful football families with substantial roots in both the collegiate and professional game. Rich's late father, the legendary John McKay, led the University of Southern California Trojans to four national championships in 16 seasons. In 2019, ESPN ran a list of the 150 greatest teams in college football's 150-year history and McKay had four of the top 70 teams and the 3rd ranked team of all time.

Rich's older brother J.K. McKay, was a starting wide receiver for the Trojans and part of two national championship teams (1972 & 1974) in addition to playing in three Rose Bowl games while playing for his father. The third generation of McKay's in the football business won a Super Bowl in 2021. Rich's son, John, is the Director of Pro Scouting for the Super Bowl Champion Los Angeles Rams. Between the four McKay's, they have won six national championships, participated as a player or coach in 12 Rose Bowls, participated as a coach, player or team executive in seven NFL conference championship games, won two National Collegiate Coach of the Year Awards, won one NFL Championship as a general manager, and won one Super Bowl as a general manager and one as a Director of Pro Personnel.

Both Coach McKay and Rich McKay saw their first draft picks selected to the Pro Football Hall of Fame. Lee Roy Selmon was the first pick for John McKay as a head coach of the Tampa Bay Buccaneers in 1976 while Warren Sapp was the first pick for Rich McKay in 1995. After the enshrinement of Sapp and Derrick Brooks, Rich McKay became the first and only general manager in NFL history to have his first two draft picks go on to be first-ballot members of the Pro Football Hall of Fame. Another first, McKay's first head coach hire, Dungy, was named to the Pro Football Hall of Fame in 2016 while Ronde Barber became the third player drafted by McKay in Tampa to be inducted in 2023.


McKay earned his bachelor's degree in Economics in 1981 from

Princeton University, graduated from Stetson's College of Law in 1984, clerked for two years for Tampa's U.S. District Judge William Terrell Hodges, and was inducted into the Stetson Law Hall of Fame on November 2014. McKay worked at the Tampa law firm of Hill, Ward, and Henderson, P.A., from 1986-1992 where he served as General Counsel for the Buccaneers. Born March 16, 1959, in Eugene, Oregon, McKay grew up in Los Angeles and Tampa, graduating from Tampa's Jesuit High School.

As an avid long-distance runner, Rich has participated in and

finished six marathons including two New York City Marathons, an Atlanta Marathon, and the Los Angeles Marathon in 2013 and in 2016, and the 2019 San Diego marathon.

McKay and his wife, Terrin, have two sons; Hunter, a 2012 graduate of Samford University in Birmingham, Alabama who is employed in the Sports Information Office at Kennesaw State University in Kennesaw, Ga., and John, a 2015 graduate of the University of Southern California is the director of pro scouting for the Los Angeles Rams.



Having started with the Atlanta Falcons as an intern after earning a bachelor's degree from Louisiana State University and master's degree from Georgia State University, Beadles begins his 29th year (2023) with the club being named president of the team. In his almost three decades with the organization, Beadles has held numerous roles with the Falcons and AMBSE, including being part of the finance team that orchestrated the transfer of ownership of the Falcons from the Rankin Smith family to Arthur M. Blank in 2001. Known league wide as an expert in team and facility operations and finance, Beadles has built unique trust among his peers, colleagues and Blank himself on the strength of his financial acumen, business savvy, versatility and personal values.

A two-time CFO of the Year (Atlanta Business Chronicle), Beadles has provided leadership across AMBSE in business strategy, finance, technology, facility development and operations, and data and analytics. Working closely with Rich McKay, Beadles played a lead role in every aspect of developing, financing, design and construction of Mercedes-Benz Stadium.

Since MBS opened in 2017, Beadles has led several functions that have allowed MBS to meet Blank's vision as a best-in-class

fan experience venue for sports, entertainment and private events. He also played a central role in the organization's acquisition of an MLS expansion team that would become Atlanta United, and concepting and developing AMBSE into one of the leading multi-property sports and entertainment companies. Outside of his professional roles, Beadles is a board member of the College Football Hall of Fame; is co-founding board chair of both the Oak Hill Classical School in Dacula, Ga., and the Arete Scholars Fund, a non-profit that has awarded academic scholarships to 15,000 low-income children since 2010.

As Atlanta Falcons president, Beadles reports to AMBSE and Atlanta Falcons CEO Rich McKay and assumes day-to-day oversight of finance, operations, marketing, digital, communications, human resources and community relations, as well as shared functions related to game presentation, retail, sales, and service. Beadles' father spent over 50 years as a basketball coach and athletic director, mostly in Georgia, so his career, passion for the state, and ties to the Falcons are deeply rooted. Beadles, his wife Jill, and their children (Ella, Grant, Evie, and Hudson) reside in metro Atlanta.



COACHES

2023





SMITH'S COACHING BACKGROUND

2021 - Present	Head Coach Atlanta Falcons
2019-20	Offensive Coordinator Tennessee Titans
2016-18	Tight Ends Tennessee Titans
2014-16	Asst. Tight Ends Tennessee Titans
2013	O Line & Asst. TEs Tennessee Titans
2012	Offensive QC Tennessee Titans
2011	Defensive QC Tennessee Titans
2010	Defensive Intern/Admin Asst. Ole Miss
2007-08	Defensive QC Washington Football Team
2006	Grad. Assistant North Carolina

Arthur Smith was named the 18th head coach in Atlanta Falcons history on Jan. 15, 2021.

In 2022, Atlanta finished with a 7-10 record, winning six games at Mercedes-Benz Stadium - the most since the stadium opened in 2017. Under Smith's guidance, the Falcons led the NFL in fewest penalties, finished third in the league in rushing yards per game and 10th in third-down conversion rate. Atlanta also had the third-highest successful play rate on rushing attempts, based on EPA, at 45.1 percent.

Atlanta's rushing attack averaged 74.5 more rushing yards per game in 2022 than it did in 2021, resulting in the largest one-season improvement by any team since at least 2001. With Cordarrelle Patterson (340), Tyler Allgeier (324), Marcus Mariota (280) and Caleb Huntley (265), the Falcons became the first team to have four players with at least 250 rushing yards through the first eight games of a season in NFL history. Additionally, Allgeier surpassed Williams Andrews (1,023 in 1979) for the most rushing yards by a rookie in franchise history and became the sixth rookie in the NFL, selected in the fifth round-or-later, to eclipse 1,000 rushing yards over the past 20 seasons. Patterson also set single-season career highs for rushing yards (695) and rushing touchdowns (eight).

Rookie quarterback Desmond Ridder started the final four games of the 2022 season and completed 73-of-115 passes (63.5 percent) for 708 yards, two touchdowns and zero interceptions for an 86.4 passer rating. Ridder's 73 completions and 708 passing yards were the most by a player over his first four career starts in franchise history. Additionally, the Cincinnati product became only the third rookie to attempt at least 100 passes and not record an interception in his first four career starts in NFL history, joining Dak Prescott and Gardner Minshew.

First-round selection Drake London finished his rookie season with 72 receptions for 866 yards and four touchdowns, surpassing Kyle Pitts (68 in 2021) for the most receptions by a rookie in franchise history. With Allgeier (1,035 rushing yards) and London (866 receiving yards), the 2022 Atlanta Falcons became the fourth team to have a 1,000-yard rookie rusher and an 800-yard rookie receiver in the same season in NFL history, joining the 2010 Tampa Bay Buccaneers, 2004 Detroit Lions and 2003 Houston Texans.

Defensively, in addition to leading the league in fewest defensive penalties per game (1.06), Atlanta's defense limited opponents to the second-fewest second half points per game, allowing only 7.9 points per game after halftime.

In his first year at the helm, the Falcons posted a 7-10 record,

winning seven of nine games decided by one possession after winning two of 10 such games the season prior. Under Smith's guidance, nine-year veteran running back Cordarrelle Patterson set single-season then career highs for rushing yards (618), receiving yards (548), rushing touchdowns (six) and receiving touchdowns (five), and became the first player to record at least five rushing and five receiving touchdowns in a single season in franchise history.

Additionally, Pitts became the second rookie tight end to surpass 1,000 receiving yards in NFL history, joining Pro Football Hall of Famer Mike Ditka (1,076 yards in 1961). Pitts broke the single-season franchise record for most receiving yards by a tight end with 1,026, surpassing Pro Football Hall of Famer Tony Gonzalez (930 in 2012), and set the record for most receiving yards by a rookie regardless of position, surpassing Julio Jones (959 in 2011). Pitts also became the first rookie tight end to be selected to the Pro Bowl since New York's Jeremy Shockey in 2002.

Prior to his tenure in Atlanta, Smith orchestrated one of the NFL's top offenses with the Titans leading the league in red-zone touchdown percentage (75.2), ranking fifth points per game (27.9) and fifth in total offense (379.6). He oversaw the second-ranked rushing attack in the NFL, averaging 153.5 yards per game on the ground.

From 2019-20, the Titans were among the league's best in the red zone. The club's 75.6 (2019) and 75.0 (2020) red zone touchdown percentages were the fourth and fifth-best single-season marks by a team since 2000.

In 2020, Smith's offense averaged 30.7 points per game and 491 total points which was good for fourth in the NFL and stand as the second-highest marks in team history. He also oversaw one of the most potent rushing attacks in league history as Derrick Henry became just the eighth player in NFL history to rush for more than 2,000 yards in a single season. Henry's 2,027 rushing yards rank fifth all-time and paced the Titans to the league's second-best rushing offense in 2020, trailing only the Baltimore Ravens. Tennessee's 168.1 yards per game on the ground set a club record and Henry eclipsed Chris Johnson's franchise record of 2,006 rushing yards set in 2009.

While Smith was able to build his offense around the talents of Henry in the run game, he also has been credited with revitalizing the career of quarterback Ryan Tannehill. In two seasons running Smith's offense, the former No. 8 overall draft pick started 26 games and totaled 6,561 passing yards with 55 touchdowns, 13 interceptions, and a 110.6 passer rating, while completing 67.3 percent of his passes. Tannehill was named to the Pro Bowl for the first time in his career in 2019 after leading the NFL with a 117.5 passer rating and was named the Comeback Player of the Year by both the Associated Press and the Pro Football Writers of America.

Smith also fostered the development of wide receiver A.J. Brown. Brown eclipsed 1,000 receiving yards in each of his first two seasons in the NFL and has scored 19 touchdowns in 30 career games. In addition to Brown, four-year veteran receiver Corey Davis has also blossomed under Smith. Davis tied his career-high with 65 receptions and set new bests with 984 receiving yards and five touchdowns in 2020.

In 2019, Smith helped lead the Titans to the team's first AFC Championship Game appearance in 17 years. In his first season as offensive coordinator, the Titans led the NFL in red-zone efficiency (75.6 percent), ranked third in rushing offense (138.9 yards per game), and fourth in yards per play (6.12). The Titans' percentage in the red zone was the highest since the 2013 Denver Broncos (76.1). Tannehill and Henry became the fourth NFL teammates to lead the NFL in passer rating and rushing

yards, respectively since the current passer rating system was implemented in 1973.

Smith served under four different Titans head coaches, working his way up from his 2011 position of defensive assistant/quality control coach. He also spent time as an offensive assistant/quality control coach (2012), offensive line/tight ends assistant (2013), and assistant tight ends coach (2014-15) before taking over as tight ends coach during the 2015 season and holding the position through 2018.

Prior to joining the Titans, Smith spent two years as the defensive quality control coach for the Washington Football Team from 2007-08 serving on legendary coach Joe Gibbs' staff. In addition

to his coaching role, he also worked as a college scouting assistant in Washington in 2007. In 2010, Smith worked at Ole Miss as an administrative assistant/defensive intern, primarily working with the linebackers.

Smith graduated from North Carolina where he played offensive line and later joined the Tar Heels coaching staff as a graduate assistant (2006), working with the offensive line.

Born and raised in Memphis, Tenn., he went to high school at Georgetown Prep (North Bethesda, Md.). Smith and his wife, Allison, have two sons, Tanner and Liam, and one daughter, Sophie.



RAGONE'S COACHING BACKGROUND

2021 - Present	Offensive Coordinator Atlanta Falcons
2020	Pass Game Coordinator Chicago Bears
2016-19	Quarterbacks Chicago Bears
2015	Offensive Quality Control Washington Football Team
2011-13	Quarterbacks Tennessee Titans
2010	Quarterbacks Hartford Colonials (UFL)

Dave Ragone was hired as the Atlanta Falcons offensive coordinator on Jan. 21, 2021.

In 2022, Atlanta offense led the NFL in fewest penalties, finished third in the NFL in rushing yards per game and 10th in third-down conversion rate. Atlanta also had the third-highest successful play rate on rushing attempts, based on EPA, at 45.1 percent. The Falcons rushing attack averaged 74.5 more rushing yards per game in 2022 than it did in 2021, resulting in the largest one-season improvement by any team since at least 2001. With Cordarrelle Patterson (340), Tyler Allgeier (324), Marcus Mariota (280) and Caleb Huntley (265), the Falcons became the first team to have four players with at least 250 rushing yards through the first eight games of a season in NFL history. Additionally, Allgeier surpassed Williams Andrews (1,023 in 1979) for the most rushing yards by a rookie in franchise history and became the sixth rookie selected in the fifth round-or-later to eclipse 1,000 rushing yards over the past 20 seasons. Patterson also set single-season career highs for rushing yards (695) and rushing touchdowns (eight).

Rookie quarterback Desmond Ridder started the final four games of the 2022 season and completed 73-of-115 passes (63.5 percent) for 708 yards, two touchdowns and zero interceptions for an 86.4 passer rating. Ridder's 73 completions and 708 passing yards were the most by a player over his first four career starts in franchise history. Additionally, the Cincinnati product became the third rookie to attempt at least 100 passes and not record an interception in his first four career starts in NFL history, joining Dak Prescott and Gardner Minshew.

First-round selection Drake London finished his rookie season with 72 receptions for 866 yards and four touchdowns, surpassing Kyle Pitts (68 in 2021) for the most receptions by a rookie in franchise history. With Allgeier (1,035 rushing yards) and London (866 receiving yards), the 2022 Atlanta Falcons became the fourth team to have a 1,000-yard rookie rusher and an 800-yard rookie receiver in the same season in NFL history, joining the 2010 Tampa Bay Buccaneers, 2004 Detroit Lions and 2003 Houston Texans.

In his first season as offensive coordinator, Atlanta was the only team to have a wide receiver (Russell Gage), tight end (Kyle Pitts) and running back (Cordarrelle Patterson) each record at least 50 receptions and 500 receiving yards in the NFL in 2021. Additionally, Falcons running backs and tight ends combined for 2,251 receiving yards in 2021 – the most in the NFL and the most in a single season in franchise history.

In 2021, Cordarrelle Patterson set then single-season career highs for rushing yards, receiving yards, rushing touchdowns and receiving touchdowns, and became the first player to record at least five rushing and five receiving touchdowns in a single season in franchise history. Rookie Kyle Pitts also set the Falcons' single-season rookie receiving record, single-season

tight end receiving record, earned his first-career Pro Bowl nod and became the second rookie tight end to eclipse 1,000 receiving yards in NFL history joining Pro Football Hall of Famer Mike Ditka (1,067 in 1961), finishing the season with a team-high 1,026 receiving yards.

Ragone came to Atlanta after five seasons with the Chicago Bears. He spent the 2020 season as the team's passing game coordinator following four seasons as quarterbacks' coach. Last season, Ragone assisted quarterbacks Mitchell Trubisky and Nick Foles who, despite a mid-season slump, led the team to a Wild Card playoff berth. The duo combined to complete 65.8 percent of their passes for 3907 yards with 26 touchdowns against 16 interceptions.

In 2019, Ragone helped Trubisky post 3,138 passing yards in just over 14 games, giving the signal caller back-to-back 3,000-yard passing seasons, a feat accomplished just twice before in franchise history. He also guided Trubisky to Pro Bowl honors following the 2018 season. That year Trubisky became just the sixth quarterback in team history to throw for 3,000 yards in a season. His four games with a passer rating of at least 120.0 were the most in Bears single-season history and his four games with at least 300 yards passing tied for the most in club single-season annals.

In 2017, Trubisky set Bears rookie records with 2,193 passing yards and 196 completions. Through his final five games, Trubisky completed more than 67 percent of his passes, fifth best in the NFL during that span. In 2016, the Bears offense set franchise marks for gross passing yards (4,139; third), net passing yards (3,969; third) and passing first downs (211; second) despite starting three different QBs (Matt Barkley – 6; Jay Cutler – 5; Brian Hoyer – 5).

Prior to joining the Bears, Ragone worked on Jay Gruden's Washington staff, helping quarterback Kirk Cousins lead the NFL in completion percentage (69.8) and rank fifth in passer rating in the NFL (101.6) as he tossed 29 touchdowns against 11 interceptions.

Before joining Washington, Ragone worked served as the Tennessee Titans quarterbacks' coach in 2013 after spending two seasons coaching the wide receivers from 2011-12. As a wide receivers' coach, Ragone helped Nate Washington to a career-high 1,023 receiving yards in 2011, the Titans first 1,000-yard receiver since 2004. Washington added career-highs in receptions (74) and receiving touchdowns (seven) that season. A year later, under Ragone's coaching, Kendall Wright tied for the NFL lead among rookies with 64 receptions.

Ragone also worked as a quarterback coach for the Hartford Colonials of the UFL in 2010, helping Josh McCown lead the league in passer rating and touchdown passes.

As an NFL player, Ragone spent three seasons as quarterback with the Houston Texans (2003-05). He also spent time with the Berlin Thunder in 2005 being named NFL Europe Offensive MVP honors while leading the league in passer rating (97.5) and setting an NFL record by throwing 174 consecutive passes without an interception.

A three-time Conference USA Offensive Player of the Year at Louisville, Ragone led the Cardinals to three consecutive bowl games. The Middleburg Heights, Ohio, native was an All-State selection at St. Ignatius H.S. in Cleveland. In 2009, he was inducted into the St. Ignatius Athletics Hall of Fame.

He and his wife, Marju, have three children, Isabella, Anderson | and Cristiano.



NIELSEN'S COACHING BACKGROUND

2023 - Present	Defensive Coordinator Atlanta Falcons
2022	Co-Def. Coord./DL New Orleans Saints
2021	Asst. Head Coach/DL New Orleans Saints
2017-20	Defensive Line New Orleans Saints
2013-16	DL/Rec. Coord./Run Game Coord. North Carolina State
2011-12	Co-Def. Coord./DL/Rec. Coord. Northern Illinois
2010	DL/Special Teams Tennessee-Martin
2008-09	Def. Coord./DL/LB Central Connecticut State
2005-07	Defensive Line University of Mississippi
2004	Defensive Line University of Idaho
2002	Defensive Assistant University of Southern California

Ryan Nielsen was hired as the Atlanta Falcons defensive coordinator on Jan. 27, 2023.

Nielsen comes to Atlanta having most recently served as the co-defensive coordinator and defensive line coach for the New Orleans Saints. Since Nielsen joined the Saints staff in 2017, New Orleans has recorded 281.0 sacks – second-most in the NFL over that span – and finished in the top 10 in sacks in all six seasons. The Saints also did not allow a 100-yard rusher in an NFL-record 55 regular-season and postseason games between 2017 and 2020 and have finished in the top four in run defense in four of the past five seasons.

Since Nielsen joined the staff in 2017, New Orleans has ranked third in opponent rushing yards per game and fifth in opponent yards per rush. Since 2017, the Saints are the only team to rank in the top three in both opponent rushing yards per game and cumulative sacks over the six-season period. Additionally, New Orleans has ranked ninth or better in scoring defense in each of the last three seasons.

In his six seasons working with New Orleans' defensive line, Cameron Jordan was named to six Pro Bowls, earned second-team All-Pro honors twice and became the first Saints defensive lineman to earn first-team All-Pro honors in franchise history. Nielsen also worked with two-time Pro Bowl defensive end Trey Hendrickson, who had a career season in 2020 with New Orleans. Hendrickson finished with 25 total tackles, 13.5 sacks

and 25 quarterback hits under Nielsen's tutelage in 2020.

Prior to joining the Saints, Nielsen served as the defensive line/recruiting coordinator/run game coordinator at North Carolina State for four seasons (2013-16). In 2016, the Wolfpack ranked eighth in the nation in rushing defense and lead the ACC, limiting opponents to 108.6 rushing yards per game — the school's best mark since 2004. Junior defensive end Bradley Chubb recorded 22 tackles for loss, fourth-most in the country, and 11.0 sacks, fourth-most in the ACC. Chubb earned second-team All-ACC honors that season.

A Broyles Award candidate in 2015 and 2016, given annually to college football's top assistant coach, Nielsen earned this recognition tutoring a Wolfpack defensive line that was part of a defense that ranked 29th in the nation in opponent net yards per game. Defensive end Mike Rose was a second-team All-ACC selection after he finished second in the ACC in sacks and ninth in tackles for loss. In the 2018 NFL Draft, four linemen who Nielsen coached in Raleigh – Chubb, B.J. Hill, Justin Jones and Kentavious Street – were all selected.

Nielsen coached at Northern Illinois from 2011-12, including a 2012 season where he was the co-defensive coordinator/defensive line/recruiting coordinator and helped the Huskies to the GoDaddy.com Bowl. Two defensive linemen were first-team All-MAC selections in 2012 – Sean Progar and Alan Baxter – while Nabal Jefferson was a National Scholar-Athlete and finalist for the 2012 William V. Campbell Trophy. In 2011, Nielsen coached Progar and Ron Newcomb to All-Mid American Conference honors.

Serving as the defensive line/special teams coach at Tennessee-Martin in 2010, the Skyhawks led the Ohio Valley Conference in total defense. From 2008-09, Nielsen was the defensive coordinator and coached the defensive line and linebackers at Central Connecticut State. In 2009, Central Connecticut won the Northeast Conference title. Nielsen served as the defensive line coach at the University of Mississippi from 2005-07 under Ed Orgeron, following one season at the University of Idaho (2004), where he coached two freshman All-Americans. Mississippi defensive linemen led the Southeastern Conference in sacks twice during his three-year stint.

Nielsen got his start in coaching as a volunteer assistant at his alma mater, the University of Southern California in 2002. Nielsen, a Simi Valley, Calif. native who started 30 games at defensive tackle at USC from 1998-2001, finished his college career with 107 career tackles and was voted the team's Defensive Lineman of the Year in 1999. He graduated with a bachelor's degree in public policy in 2002 and went to training camp with the Philadelphia Eagles. He played for the Arena Football League's Los Angeles Avengers in 2004.



WILLIAMS' COACHING BACKGROUND

2021 - Present	Special Teams Coordinator Atlanta Falcons
2020	Interim Special Teams Coordinator Detroit Lions
2019-20	Assistant Special Teams Detroit Lions
2018	Defensive Assistant Los Angeles Chargers
2016-17	Assistant Special Teams Los Angeles Chargers
2015	Defensive Line/Special Teams South Dakota
2013-14	Defensive Line South Dakota
2012	Outside Linebackers South Dakota
2011	Linebackers Central Oklahoma
2010	Linebackers/Asst. Special Teams Winona State University

Marquice Williams was hired as the Atlanta Falcons special teams coordinator on Jan. 21, 2021.

In 2022, Atlanta was one of two teams to have special teams units score multiple touchdowns during the season – a Lorenzo Carter scoop and score off of a blocked punt in Week 2 and a Cordarrelle Patterson 103-yard kickoff return for a touchdown in Week 11. Under Williams' guidance, the Falcons blocked multiple punts (Troy Andersen – Week 2; Richie Grant – Week 17) for the first time in a season since at least 2000. Ade Ogundejai also recorded his second-career blocked field goal in two seasons with Williams, blocking a Justin Tucker field goal in Baltimore in Week 16.

As successful as the punt and field goal rush units were in 2022, Atlanta's returners had a special season as well. Patterson's 103-yard kickoff return for a touchdown was the ninth of his career, setting a new NFL record for the most career kickoff return touchdowns in NFL history. Patterson would be named NFC Special Teams Player of the Week in Week 11. Additionally, second-year returner Avery Williams returned 18 punts for 292 yards and led the NFL with 16.2 yards per punt return in 2022 (min. 15 att.).

Atlanta kicker Younghoe Koo closed the 2022 season making 12-of-12 field goal attempts, including three from 50-plus, earning NFC Special Teams Player of the Month for December and January. In two seasons with Williams serving as special teams coordinator, Atlanta has had multiple NFC Special Teams Player of the Month honors.

Following the 2022 season, Atlanta's coaching staff was selected to coach the East team at the 2023 East/West Shrine Game in its first year with full coaching staffs from NFL teams. Williams represented the organization as the team's head coach.

In Williams' first season with Atlanta, Falcons kicker Younghoe Koo connected on 27-of-29 field goal attempts and all 30 of his

PATs, and led the league with three game-winning field goals in the regular season. Atlanta's punter Thomas Morstead punted 22 times for 1,015 yards (46.1 avg., 41.0 net avg.), including 11 inside the 20-yard line. Morstead earned NFC Special Teams Player of the Week in Week 12 at Jacksonville and NFC Special Teams Player of the Month for December. Atlanta's long snapper Josh Harris recorded a career-high seven special teams tackles, earned second-team AP All-Pro honors and was selected to his first-career Pro Bowl. Under Williams' tutelage, Falcons rookie Avery Williams returned 23 kickoffs for 490 yards (21.3 avg.), 20 punt returns for 153 yards (7.7 avg.) and totaled six special teams tackles, two forced fumbles and two fumble recoveries.

Williams joined the Falcons after spending two seasons with the Detroit Lions where he served as an assistant special teams coach.

During that time, he helped Jamal Agnew total 1,237 yards on 45 kickoff returns – the fourth-most in the NFL – while averaging 27.5 yards per return and breaking a return 100 yards for a touchdown. Agnew tied for the league lead with two total return touchdowns in 2019. With Williams assistance, Matt Prater converted 47-of-59 field goal attempts, including 10-of-13 from 50-plus yards with a long kick of 59 yards.

In 2020, under Williams' tutelage, Lions punter Jack Fox recorded the highest gross average (49.1) and net average (44.8) in a punter's first season in NFL history. Additionally, Fox's 44.8 net average was the third highest in a single season in league history. The rookie punter became the first Lions punter to be named to the Pro Bowl since 1988 and earned AP second-team All-Pro honors.

Also in 2020, Lions kicker Matt Prater connected on his 59th-career made field goal of at least 50 yards, surpassing Sebastian Janikowski (58) for the most made field goals of 50-or-more yards in NFL history.

Prior to joining the Lions in 2019, he spent three seasons (2016-18) with the Los Angeles Chargers coaching staff. As a defensive assistant with the Chargers in 2018, Williams assisted the ninth-best defensive unit (333.7 yards per game) in the league and guided rookie safety Derwin James and veteran safety Adrian Phillips to their first-career Pro Bowl.

Williams began his coaching career in 2010 as the linebackers/assistant special teams coach at Winona State University before moving on to assistant coaching positions with Central Oklahoma (2011) and South Dakota (2012-15). In 2015, Williams participated in the NFL's Bill Walsh Minority Coaching Fellowship program with the Lions, where he served as a coaching intern for linebackers and special teams. Williams got his first opportunity with the Minority Coaching Fellowship with the Chicago Bears from 2013-14. He also served as the special teams coordinator for the East/West Shrine Game in 2017 and 2018.

A native of Fresno, Calif., Williams was a two-year starter at defensive back at Fresno City College before going on to start at the University of Mary (N.D.) from 2006-07. He and his wife, Elizabeth, have four children.



BUSH'S COACHING BACKGROUND

2021 - Present	Linebackers Atlanta Falcons
2019-20	Asst HC/Def./Linebackers New York Jets
2017-18	Asst HC/Linebackers Miami Dolphins
2013-16	Linebackers Rams
2011-12	Linebackers Tennessee Titans
2009-10	Defensive Coordinator Houston Texans
2007-08	Senior Defensive Assistant Houston Texans
2006	Asst HC/Linebackers Arizona Cardinals
2004-05	Linebackers Arizona Cardinals
2001-03	Special Teams Denver Broncos
2000	Secondary/Nickel Denver Broncos
1995-99	Linebackers Denver Broncos
1993-94	Defensive Quality Control/LBs Houston Oilers
1992	Linebackers Houston Oilers

Frank Bush was hired as the Falcons linebackers coach on Jan. 22, 2021.

In 2022, Atlanta's defense led the league in fewest penalties per game (1.06) and limited opponents to the second-fewest second half points per game, allowing only 7.9 points per game after halftime.

Under Bush's guidance, in 2022, Rashaan Evans (159) and Mykal Walker (107) both set single-season career highs for total tackles. In his first season with Atlanta, Evans finished with the sixth-most total tackles in the NFL, had double-digit tackles in a career-high eight games and added six tackles for loss, four passes defended, two fumble recoveries, one forced fumble and 2.0 sacks in 17 games.

Rookie Troy Anderson started the final four games of the 2022 season and finished with 62 total tackles (35 solo), three tackles for loss, three quarterback hits and one forced fumble.

In his first season coaching linebackers in Atlanta, Foye Oluokun finished with a league-leading 192 tackles, marking the most by any player in a single season since at least 2000. He also recorded double-digit tackles in 12 games - the most by a Falcon in a single season since 2000. Oluokun also tied for the team lead in interceptions with three.

Sixth-year linebacker Deion Jones matched his career high with 15 total tackles (11 solo), 1.0 sack and three tackles for a loss in a Week 7 win over Miami. Jones became the only Falcon to record at least 15 tackles and 1.0 sack in multiple games since 2000, having also done so in Week 13 of 2018 season, and was named the NFC Defensive Player of the Week for his performance.

Prior to joining Atlanta's staff, Bush spent two seasons (2019-20) with the New York Jets as assistant head coach defense/linebackers coach and was promoted to defensive coordinator for the final four games of the 2020 season. Bush's defense held the Rams' and Browns' offenses to 20 and 16

points, leading to the Jets only two wins of the season.

From his linebacker corps, Neville Hewitt led the team with 131 tackles (89 solo), including six for a loss, four QB hits, four passes defended and one forced fumble. Prior to joining the Jets, Bush served two seasons with the Dolphins, as the team's assistant head coach/linebackers coach. During the 2018 season, linebacker Kiko Alonso (125) finished tied for 10th in the league in total tackles after finishing 13th a season earlier.

Bush spent four seasons as the Rams linebackers coach (2013-16), where he helped Alec Ogletree finish ninth among all NFL linebackers in total tackles (408) in just 52 games played in that span, while James Laurinaitis (335) finished 20th in just 48 games (2013-15). Ogletree's 11 forced fumbles were tied for the fourth-most among all linebackers in that span, while his five interceptions ranked tied for eighth and his 33 passes defended were tied for second-most. Additionally, Bush helped Mark Barron, selected seventh-overall in 2012 as a safety, switch to linebacker in the middle of the 2015 season. That season, Barron finished with 117 tackles, second on the team.

Returning to the Oilers/Titans organization in 2011, Bush spent two seasons in Tennessee (2011-12) and helping two rookies, 2012 second-round pick Akeem Ayers and 2011 fourth-round selection Colin McCarthy, earn starting roles.

Bush spent four seasons with the Texans (2007-10), the first two as a senior defensive assistant, working primarily with the defensive line, before serving as the team's defensive coordinator (2009-10). During his time in Houston, he saw the emergence of defensive end Mario Williams and linebackers DeMeco Ryans and Brian Cushing as Pro Bowl players, with Cushing earning Defensive Rookie of the Year honors in 2009.

Before joining the Texans, Bush spent three seasons (2004-06) with Arizona as the linebackers coach, adding the assistant head coach title in 2006. While he was with the Cardinals, Karlos Dansby, a second-round rookie in 2004, produced three-year totals of 222 tackles, 17.0 sacks, five forced fumbles and four interceptions, including two returned for touchdowns. In that span, he was one of only four players to produce at least 200 tackles, 15.0 sacks, five forced fumbles and four interceptions and the only one to score multiple touchdowns.

In his time with Denver (1995-2003), Bush earned two Super Bowl rings (XXXII and XXXIII), serving several different roles, including special teams coach (2001-03), secondary/nickel coach (2000) and linebackers coach (1995-99).

A three-year starter at North Carolina State, he was selected in the fifth-round by the Oilers in the 1985 NFL Draft. A starter at linebacker as a rookie, Bush earned All-Rookie honors before an injury in his second season and subsequent diagnosis of a narrow spinal canal forced an early end to his playing career.

Following his on-field career with Houston, he joined the team as a college scout for five seasons (1987-91) before transitioning to the coaching staff, initially as the team's linebackers coach (1992) and then as the defensive quality control/linebackers coach (1993-94).

Born in Athens, Ga., Bush is married to wife, Stephanie.



SHAWN FLAHERTY
ASSISTANT OFFENSIVE LINE



5TH
YEAR IN
THE NFL

2ND
YEAR WITH
THE FALCONS

FLAHERTY'S COACHING BACKGROUND

2023 - Present	Assistant Offensive Line Atlanta Falcons
2022	Football Analyst Atlanta Falcons
2021	Assistant Offensive Line Miami Dolphins
2019-20	Coaching Assistant Miami Dolphins
2017-18	Graduate Assistant North Carolina State

Shawn Flaherty was named Atlanta Falcons assistant offensive line coach on Feb. 27, 2023, after spending the 2022 season as a football analyst on Atlanta's coaching staff.

Flaherty came to Atlanta having spent three seasons (2019-21) as a member of the Miami Dolphins coaching staff, serving as a coaching assistant from 2019-20 and an assistant offensive line

coach in 2021.

Over the final 10 weeks of the 2021 season, the Dolphins offensive line limited opponents to 21 sacks, tied for the 13th-fewest in the NFL over that span. Miami's running game also improved from 78.6 yards per game to 104.3 yards per game over the final 10 games of the season.

Prior to his time in Miami, Flaherty spent two seasons (2017-18) as a graduate assistant at North Carolina State University. In his role, Flaherty worked primarily with the offensive line under the tutelage of current Falcons offensive line coach Dwayne Ledford, who served in that same role for the Wolfpack from 2016-18.

Flaherty was a four-year letterman (2013-16) at Towson (Md.) University, where he started games at both guard and center, and earned his bachelor's degree in business administration.



LANIER GOETHIE
DEFENSIVE FRONT SPECIALIST



3RD
YEAR IN
THE NFL

3RD
YEAR WITH
THE FALCONS

GOETHIE'S COACHING BACKGROUND

2023 - Present	Defensive Front Specialist Atlanta Falcons
2021-22	Defensive Assistant Atlanta Falcons
2018-20	Linebackers Duke University
2016-17	Linebackers Louisiana Tech
2012-15	LBs/Recruiting Coordinator Delta State University
2011	OLBs/Recruiting Coordinator North Greenville University
2009-10	Graduate Assistant Ole Miss

Lanier Goethie was named Atlanta Falcons defensive front specialist on Feb. 27, 2023, after spending two seasons (2021-22) as a defensive assistant on Atlanta's staff.

In 2022, Atlanta's defense led the league in fewest penalties per game (1.06) and limited opponents to the second-fewest second half points per game this season allowing only 7.9 points per game after halftime.

Prior to joining Atlanta's staff, Goethie served as the linebackers coach at Duke University from 2018-20. In 2020, linebacker Shaka Heyward led the Blue Devils with 80 total tackles. The year

prior, Goethie coached senior Koby Quansah to third-team All-ACC honors after tallying 105 total tackles, 12 tackles for loss, 2.5 sacks and three passes defended. In his first season at Duke, Goethie coached Joe Giles-Harris to first-team All-ACC honors, while Ben Humphreys received All-ACC honors.

Prior to his tenure at Duke, Goethie served as the linebackers coach for two seasons (2016-17) at Louisiana Tech. During his time there, the Bulldogs made an appearance in the 2016 Conference USA championship game and won consecutive bowl games over Navy and SMU.

From 2012-15, Goethie worked on the staff at Delta State (Miss.) University, coaching linebackers and serving as the program's recruiting coordinator. In 2014, the Statesmen posted an NCAA Division II-high 119 tackles for loss.

Goethie spent the 2011 season coaching outside linebackers and serving as the recruiting coordinator at North Greenville (S.C.) University. He began his coaching career as a graduate assistant at the University of Mississippi working primarily with the defense from 2009-10.

A native of Baxley, Ga., Goethie played four seasons (1999-2002) at the University of Mississippi under head coach David Cutcliffe. He totaled 178 total tackles and was named a team captain as a senior in 2002. Goethie, who graduated from Ole Miss in 2003 with a degree in marketing and later earned a

master's degree from the institution in higher education

administration, is married to the former Keonna Starks.



GRAY'S COACHING BACKGROUND

2023 - Present	Assistant Head Coach/Defense Atlanta Falcons
2021-22	Defensive Backs/Passing Game Coordinator Green Bay Packers
2020	Defensive Backs Green Bay Packers
2014-19	Defensive Coordinator Minnesota Vikings
2011-13	Defensive Coordinator Tennessee Titans
2010	Secondary Seattle Seahawks
2006-09	Secondary Washington Commanders
2001-05	Defensive Coordinator Buffalo Bills
1999-2000	Defensive Backs Tennessee Titans
1997-98	Defensive Quality Control Tennessee Oilers
1995-96	Defensive Backs Southern Methodist University

Jerry Gray was hired as the Atlanta Falcons Assistant Head Coach/Defense on Jan. 31, 2023.

Gray comes to Atlanta with 26 years of NFL coaching experience, including eight as a defensive coordinator and 16 as a defensive backs/secondary coach. In his 24 NFL seasons as a defensive coordinator or a defensive backs/secondary coach, Gray has helped defenses to top-10 league rankings in scoring defense 10 times, in overall defense 11 times and in passing defense 13 times. He has worked with defensive backs who have combined for 14 Pro Bowl selections in his 16 seasons coaching the position, with at least one of his players earning Pro Bowl recognition in 10 of those seasons. During Gray's time working with the secondary, six different players earned first-team or second-team All-Pro honors from The Associated Press.

Gray most recently served as the defensive backs/passing game coordinator for the Green Bay Packers. In his three seasons (2020-22) with Green Bay, the Packers have finished in the top 10 in passing defense in all three years.

In 2022, Green Bay's defense finished sixth in passing defense, limiting opponents to 197.0 yards per game, and tied for fourth in interceptions with 17. Under Gray's guidance, cornerback Jaire Alexander earned All-Pro honors from the Associated Press for the second time in three seasons with Gray. In 2020, Alexander became the first Packers cornerback to earn All-Pro honors since Charles Woodson in 2011.

In 2021, Gray helped the Packers finish in the top 10 in total defense (328.2 ypg.), passing defense (219.1 ypg.), takeaways (26) and interceptions (18). Cornerback Rasul Douglas had a career year, returning two interceptions for touchdowns, tie for the fourth-most in a season in franchise history.

Gray joined Green Bay after spending six seasons (2014-19) as the defensive backs coach for the Minnesota Vikings. During his time with Minnesota, he was a part of a defensive staff that helped the Vikings rank in the Top 10 in the league in scoring defense for five straight seasons (2015-19), one of only two teams in the NFL to do so over that span (New England). Minnesota ranked second in the NFL in scoring defense (19.3 ppg) and third in overall defense (321.8 ypg.) and passing defense (214.7 ypg.) from 2014-19.

In Minnesota, Gray tutored safety Harrison Smith, who earned

Pro Bowl recognition in five consecutive seasons (2015-19) and first-team all-pro honors in 2017. Gray also worked with cornerback Xavier Rhodes, who was selected to the Pro Bowl three times (2016-17, 2019) and earned first-team all-pro recognition in 2017 as the Vikings had two defensive backs earn first-team All-Pro honors in the same season for the first time since 1988.

In 2019, Gray's defensive backs helped the Vikings to Top 10 league rankings in scoring defense (18.9 ppg.), takeaways (31) and interceptions (17). Safety Anthony Harris, who entered the NFL as a college free agent in 2015, tied for the league lead with a career-high six interceptions in his first season as a full-time starter – becoming the first Viking to lead the NFL in the category since safety Brian Russell tied for the league lead in 2003.

The 2018 Vikings ranked fourth in the NFL in total defense (309.7 ypg.), the third straight season finishing in the top five in the league in the category. Under Gray's tutelage, Smith earned second-team all-pro honors as the team's defensive backs helped the Vikings lead the league in third-down defense (30.5 pct.) for the second straight season. In 2017, Minnesota led the NFL in both scoring defense (15.8 ppg.) and total defense (275.9 ypg.), marking the first time the Vikings had done so since 1970. Gray's secondary helped limit opponents to 192.4 passing yards per game – second in the NFL – in 2017, the best mark posted by Minnesota since 1993 (179.4 ypg.).

In 2016, Gray's defensive backs helped the Vikings rank sixth in scoring defense (19.2 ppg) and third in both total defense (314.9 ypg.) and passing defense (207.9 ypg.). Rhodes and Smith both earned Pro Bowl recognition, giving Minnesota its first secondary duo in the Pro Bowl since cornerback Audray McMillian and safety Todd Scott in 1992. In 2015, the Vikings ranked fifth in the NFL in scoring defense (18.9 ppg.) and won their first NFC North title since 2009.

In Gray's first season with Minnesota in 2014, he helped the defense rank seventh in passing defense (223.3 ypg.) after the Vikings had finished 31st in the league in the category in 2013 (287.2 ypg.). Gray's group also helped engineer the largest improvement in the NFL in points allowed from 2013 to 2014 as the Vikings gave up just 343 points in 2014 (11th) after allowing 480 points in 2013 (32nd).

Prior to coming to Minnesota, Gray spent the previous three seasons (2011-13) as the defensive coordinator for the Tennessee Titans. In 2012, Gray's unit ranked seventh in the NFL in interceptions (19) and 10th in sacks (39). In his first season as coordinator with the Titans, the team finished eighth in the NFL in scoring defense (19.8 ppg.) and 10th in red-zone defense (47.9 percent).

In 2010, Gray served as the defensive backs coach for the Seattle Seahawks and tutored rookie safety Earl Thomas, who started all 16 games and ranked third among rookies with five interceptions.

From 2006-09, Gray coached the secondary for Washington, where he helped the team rank in the Top 10 in scoring defense in three consecutive seasons (2007-09) and in passing defense in back-to-back seasons (2008-09). During his time with Washington, Gray tutored safety Sean Taylor, who earned two Pro Bowl selections (2006-07) and second-team All-Pro honors in 2007.

Gray spent the previous five seasons (2001-05) as the defensive coordinator for the Bills, helping the team rank second in total

defense in back-to-back seasons (2003-04). The 2004 campaign also saw Buffalo finish in the Top 10 in scoring defense (17.8 ppg.), passing defense (164.0 ypg.), takeaways (39), interceptions (24) and sacks (45). The 2003 Bills ranked fifth in scoring defense (17.4 ppg.), second in passing defense (169.2 ypg.) and tied for ninth in sacks (38).

Gray coached the defensive backs for the Titans in 1999-2000, helping Tennessee's defense set a single-season franchise record for points allowed (11.9 ppg) in 2000. That season saw the Titans lead the league in both total defense (238.3 ypg.) and passing defense (151.4 ypg.) – the only time in franchise history that the club led the NFL in both categories. Second-year cornerback Samari Rolle and safety Blaine Bishop both earned Pro Bowl recognition under Gray's tutelage in 2000, with Rolle earning first-team all-pro honors and Bishop taking home second-team all-pro recognition.

Gray's first NFL coaching job came in 1997-98 with the Tennessee Oilers as defensive quality control coach. He coached defensive backs at Southern Methodist University in 1995-96, starting at the school one season after retiring as a player.

As a player, Gray earned four Pro Bowl selections (1986-89), twice earned second-team all-pro honors (1986, 1989) and recorded 28 interceptions during his nine-year NFL career. Originally selected by the Los Angeles Rams in the first round (21st overall) of the 1985 NFL Draft, Gray went on to play seven seasons with the Rams (1985-91), one season with the Houston Oilers (1992) and one season with the Tampa Bay Buccaneers (1993). Gray was named the NFL's Defensive Back of the Year by the NFLPA in 1989 and won Pro Bowl MVP honors in 1990. He posted at least six interceptions in a season three times from 1986-92, tied for the third-most in the NFL over that span.

Gray was a two-time consensus All-America selection at the University of Texas, where he also was twice named the Southwest Conference Defensive Player of the Year as a safety (1983-84). He is a member of the University of Texas' All-Time Team and was selected to the school's All-Decade Team for the 1980s. Gray graduated with a degree in speech communications.

Gray was born Dec. 16, 1962, in Lubbock, Texas. He and his wife, Sherry, have two sons, Jeremy and Jayden. In 2002, Gray started the Jerry Gray Foundation, which supports youth in Lubbock and provides scholarships to the underprivileged.



HUXTABLE'S COACHING BACKGROUND

2023 - Present	Senior Defensive Assistant Atlanta Falcons
2021-22	Analyst Alabama
2020	Analyst Texas
2013-19	Defensive Coordinator North Carolina State
2012	Defensive Coordinator Pittsburgh
2011	Linebackers Wisconsin
2008-10	Defensive Coordinator Central Florida
2004-07	Linebackers/Special Teams Coord. Central Florida
2002-03	Defensive Coord./Linebackers North Carolina
2001	Linebackers/Special Teams Coord. North Carolina
2000	Linebackers/Special Teams Coord. Oklahoma State
1999	Defensive Line East Carolina
1998	Linebackers East Carolina
1996-97	Defensive Coord./Linebackers Georgia Tech
1995	Linebackers Georgia Tech
1992-94	Linebackers/Special Teams Coord. Georgia Tech
1990-91	Linebackers/Special Teams East Carolina
1989	Defensive Coordinator Western Kentucky
1985-88	Linebackers Western Kentucky
1983-84	Defensive Coordinator Independence (Kan.) CC
1982	Graduate Assistant Iowa State

Dave Huxtable was hired by the Atlanta Falcons as a senior defensive assistant on Feb. 27, 2023.

Huxtable comes to Atlanta with 40 seasons of coaching experience at the collegiate level – including 18 seasons as a defensive coordinator – having most recently served as an analyst for the University of Alabama from 2021-22. Before joining the Crimson Tide's staff, Huxtable spent one season (2020) as an analyst for the University of Texas after spending seven seasons (2013-19) as the defensive coordinator at North Carolina State University where he coached with Falcons defensive coordinator Ryan Nielsen from 2013-16 and Falcons offensive line coach Dwayne Ledford from 2016-18.

In 2018, North Carolina State ranked second in the ACC and 13th in the nation in rushing defense (109.1 yards per game). Additionally, linebacker Germaine Pratt earned first-team All-ACC honors after averaging more than nine tackles per game. In 2017, the Wolfpack ranked third in the conference in rushing yards per game, limiting opponents to 131 yards per game on the ground. Under Huxtable's tutelage, four Wolfpack defenders were selected in the 2018 NFL Draft, including the fifth-overall

selection, Bradley Chubb. In 2016, NC State ranked eighth in the nation in rushing yards per game, limiting opponents to 108.6 yards per game – the fifth fewest in a season in program history.

Prior to his time at NC State, Huxtable spent one season as the defensive coordinator at the University of Pittsburgh where his Panthers defense ranked 16th in the nation in total defense (325.8 yards per game), 21st in scoring defense (19.7 points per game), 24th in rushing defense (129.1 yards per game) and 25th in passing defense (196.8). Defensive lineman Aaron Donald earned first-team All-Big East honors after leading the conference and ranking 11th nationally with 18.5 tackles for loss, while safety Jason Hendricks was a second-team selection after leading the Big East and tying for ninth nationally with five interceptions.

In 2011, Huxtable oversaw the development of first-team All-Big Ten linebackers Chris Borland and Mike Taylor. The linebacking pair led the Badgers to a Big Ten Championship and a Rose Bowl berth. Huxtable came to Wisconsin after spending seven seasons (2004-10) at the University of Central Florida where he spent four seasons (2004-07) coaching linebackers and special teams, and three seasons (2008-10) as the Knights' defensive coordinator. In his final season at UCF, the Knights ranked eighth in the nation in scoring defense (17.1 points per game), eighth in rushing defense (108.4), and 15th in total defense (315.4). Defensive end Bruce Miller was a two-time C-USA Defensive Player of the Year and finished his career as UCF's career sacks leader with 35.5.

Huxtable spent three seasons (2001-03) at the University of North Carolina, coaching linebackers and special teams in 2001, before being named defensive coordinator and linebackers coach from 2002-03. Under Huxtable, David Thornton, a former walk-on, earned All-ACC honors and was selected in the NFL Draft. Falcons Head Coach Arthur Smith played along the Tar Heels offensive line while Huxtable was on staff at North Carolina.

Prior to his time at North Carolina, Huxtable spent one season (2000) at Oklahoma State as a linebackers coach/special teams coordinator and two seasons (1998-99) at East Carolina where he coached linebackers in 1998 and defensive line in 1999. Huxtable spent six seasons (1992-97) at Georgia Tech coaching linebackers. In 1996, Huxtable would earn defensive coordinator duties as well. During his time with the Yellow Jackets, Huxtable oversaw the development of Keith Brooking, who finished as the school's career tackles leader with 467 and was selected with the 12th overall pick in the first round of the 1998 NFL Draft by the Falcons.

Huxtable began his collegiate coaching career as a graduate assistant at Iowa State in 1982. From Ames, he would spend two seasons (1983-84) as the defensive coordinator at Independence (Kan.) CC, five seasons (1985-89) at Western Kentucky and two seasons (1990-91) at East Carolina where he coached Robert Jones, who earned consensus All-America honors, was selected in the first round of the 1992 NFL Draft and won three Super Bowls with the Dallas Cowboys.

Huxtable earned a bachelor's degree in education from Eastern Illinois in 1979. A native of Elgin, Ill., he and his wife, Vicki, have one son, Jake, and one daughter, Shea.



STEVE JACKSON
SECONDARY



20TH YEAR IN THE NFL

2ND YEAR WITH THE FALCONS

JACKSON'S COACHING BACKGROUND

2023 - Present	Secondary Atlanta Falcons
2022	Senior Offensive Assistant Atlanta Falcons
2020-21	Secondary/Cornerbacks Cincinnati Bengals
2018-19	Assistant Defensive Backs New York Jets
2016-17	Assistant Secondary Tennessee Titans
2013	Assistant Secondary Detroit Lions
2004-11	Safeties/Defensive Passing Game Coordinator Washington Commanders
2001-03	Safeties Buffalo Bills

Steve Jackson was named secondary coach on Feb. 27, 2023, after spending the 2022 season as a senior offensive assistant for Atlanta.

In 2022, Atlanta offense led the NFL in fewest penalties, finished third in the NFL in rushing yards per game and 10th in third-down conversion rate. Atlanta also had the third-highest successful play rate on rushing attempts, based on EPA, at 45.1 percent.

Jackson came to Atlanta with 18 years of NFL coaching experience, having served as the secondary/cornerbacks coach for the Cincinnati Bengals from 2020-21.

Under Jackson's guidance, Cincinnati's defensive backs limited opposing quarterbacks to a 60.8 completion percentage, eight touchdowns and eight interceptions resulting in a 74.9 passer rating over a four-game run in the 2021 postseason, en route to an appearance in Super Bowl LVI.

In 2020, Jackson's Bengals limited opposing quarterbacks to a 62.8 completion percentage – the sixth-lowest in the NFL that season.

Prior to his time in Cincinnati, Jackson spent two seasons with

the New York Jets where he served as the team's assistant defensive backs coach. During his two seasons with the Jets, safety Jamal Adams was selected to consecutive Pro Bowl and AP All-Pro nods. Adams also led the Jets in tackles both seasons and was voted as the Curtis Martin Team Most Valuable Player.

Before his stint in New York, Jackson spent two seasons (2016-17) as the assistant secondary coach for the Tennessee Titans. In 2017, Titans safety Kevin Byard recorded a career-high eight interceptions – tied for the most in the NFL that season. Jackson also aided in the development of cornerback Adoree' Jackson – the team's first-round selection in 2017 – who was relied upon to play immediately and ended his rookie season with a team-high 17 passes defended and three forced fumbles.

Jackson spent one season (2013) with the Detroit Lions as an assistant secondary coach after spending eight years (2004-11) with Washington as safeties coach, where he also earned the title of defensive passing game coordinator from 2008-09. Jackson's time in Washington was best known for his work as the position coach for the late Sean Taylor, who earned AP All-Pro and Pro Bowl honors while learning under Jackson.

Jackson started his coaching career as the safeties coach for the Buffalo Bills from 2001-03.

Prior to his coaching career, Jackson played safety for the Houston Oilers/Tennessee Titans for nine seasons from 1991-99. He was originally selected by the Oilers in the third-round of the 1991 NFL Draft out of Purdue University. He recorded 14 interceptions and nine sacks in his NFL career. In his final season, he helped the Titans make an appearance in Super Bowl XXXIV.

Jackson was a four-year starter at Purdue University. As a senior, he earned All-American honors and was named a semifinalist for the Jim Thorpe Award, given annually to the nation's top defensive back.

Jackson was born in Houston, Texas and attended Klein Forest High School. He has one daughter, Dominique, and one son, Stephen.



MARID JEBERAEL
SPECIAL PROJECTS: DEFENSE



3RD YEAR IN THE NFL

3RD YEAR WITH THE FALCONS

JEBERAEEL'S COACHING BACKGROUND

2022 - Present	Assistant Offensive Line Coach Atlanta Falcons
2021	Diversity Coaching Intern Atlanta Falcons
2018-20	Offensive Line Abilene Christian University
2015-17	Offensive Graduate Assistant University of Kansas
2013-14	Offensive Line/Tight Ends/Fullbacks University of Arkansas-Monticello
2012	Offensive Line Nicholls State University
2010-11	Offensive Graduate Assistant Nicholls State University

Mario Jeberaeel was named special projects: defense for the Atlanta Falcons on Feb. 27, 2023, after spending the 2022 season as assistant offensive line coach and 2021 as a diversity coaching intern/offensive line.

Per Pro Football Focus, Atlanta finished with the top run-blocking offense in the NFL in 2022 with an 83.7 rating – nearly six points higher than the next team. The Falcons limited opponents to an average of 9.7 quarterback pressures per game – an improvement of 5.3 pressures per game from 2021. Atlanta's 5.3 decrease per game is the eighth-highest one-year improvement by an offense in the past 15 seasons.

Fourth-year guard Chris Lindstrom earned his first-career Pro Bowl honor, was named second-team AP All-Pro and graded out as Pro Football Focus' top offensive player in the NFL in 2022. Right tackle Kaleb McGary started all 17 games and graded out

as PFF's fourth-best offensive tackle and eighth-best offensive lineman among all positions in 2022. McGary was given the third-best run blocking grade (91.6) in the NFL. Only Lindstrom and San Francisco's Trent Williams graded out higher in the run game in 2022.

From 2018-20, Jeberaeel served as the offensive line coach at Abilene Christian University in Abilene, Texas. In his first season as offensive line coach, the Wildcats led the Southland conference in sacks allowed, while offensive tackle Dakota Laws and center Bill Weber each received second-team all-conference honors.

In 2019, Jeberaeel assisted with the offensive line of the Green Bay Packers as part of the Bill Walsh Minority Internship during phase two and phase three of OTAs.

Jeberaeel spent three seasons (2015-17) coaching at the University of Kansas beginning as an offensive graduate assistant and assistant offensive line coach from 2015-16 before being promoted to quality control coach in 2017. During his time in Lawrence, Jeberaeel coached the offensive line, tight ends and fullbacks.

Jeberaeel began his coaching career as an offensive graduate assistant and offensive line coach at Nicholls State University from 2010-11 before being promoted to offensive line coach in 2012. He also spent two seasons (2013-14) as the University of Arkansas-Monticello where he served as the offensive line, tight ends and fullbacks coach, as well as the recruiting and strength coordinator.

A native of Las Vegas, Jeberaeel earned a Bachelor of Science degree in university studies from the University of Nevada – Las Vegas where he played along the Rebels' offensive line from 2004-08.



KRAMER'S COACHING BACKGROUND

2023 - Present	Offensive Assistant Atlanta Falcons
2021-22	Football Analyst Atlanta Falcons
2018-20	Senior Offensive Analyst/Asst. Quarterbacks Notre Dame
2017	Offensive Quality Control/Assistant Quarterbacks Tennessee-Chattanooga
2016	Wide Receivers John Carroll University

Patrick Kramer was named an Atlanta Falcons offensive assistant on Feb. 27, 2023, after spending two seasons

(2021-22) as a football analyst on Atlanta's staff.

Kramer came to Atlanta having most recently served as a senior offensive analyst and assistant quarterbacks coach at Notre Dame for three seasons (2018-20). In his role, Kramer was responsible for weekly opponent breakdowns and control of the defensive scout team, among others.

Prior to Notre Dame, Kramer was the offensive quality control coach and assistant quarterbacks coach at the University of Tennessee at Chattanooga in 2017 and coached wide receivers at John Carroll University in 2016.

A native of Solon, Ohio, Kramer earned a Bachelor of Arts & Science from John Carroll University in University Heights, Ohio, in 2016.



LEDFORD'S COACHING BACKGROUND

2021 - Present	Offensive Line Atlanta Falcons
2019-20	Offensive Coordinator/OLs Louisville
2016-18	Offensive Line North Carolina State
2013-15	Co-Offensive Coord./OLs Appalachian State
2012	Offensive Line Appalachian State
2011	Offensive Line/Run Game Coord. Gardner-Webb
2010	Offensive Line Tennessee State
2008-09	Grad Assistant East Carolina

Dwayne Ledford was hired as the Atlanta Falcons offensive line coach on Jan. 22, 2021.

In 2022, Atlanta offense led the NFL in fewest penalties, finished third in the NFL in rushing yards per game and 10th in third-down conversion rate. Atlanta also had the third-highest successful play rate on rushing attempts, based on EPA, at 45.1 percent. The Falcons rushing attack averaged 74.5 more rushing yards per game in 2022 than it did in 2021, resulting in the largest one-season improvement by any team since at least 2001. With Cordarrelle Patterson (340), Tyler Allgeier (324), Marcus Mariota (280) and Caleb Huntley (265), the Falcons became the first team to have four players with at least 250 rushing yards through the first eight games of a season in NFL history. Additionally, Allgeier surpassed Williams Andrews (1,023 in 1979) for the most rushing yards by a rookie in franchise history and became the sixth rookie selected in the fifth round-or-later to eclipse 1,000 rushing yards over the past 20 seasons. Patterson also set single-season career highs for rushing yards (695) and rushing touchdowns (eight).

Per Pro Football Focus, Atlanta finished with the top run-blocking offense in the NFL in 2022 with an 83.7 rating – nearly six points higher than the next team. The Falcons limited opponents to an average of 9.7 quarterback pressures per game – an improvement of 5.3 pressures per game from 2021. Atlanta's 5.3 decrease per game is the eighth-highest one-year improvement by an offense in the past 15 seasons.

Fourth-year guard Chris Lindstrom earned his first-career Pro Bowl honor, was named second-team AP All-Pro and graded out as Pro Football Focus' top offensive player in the NFL in 2022. Right tackle Kaleb McGary started all 17 games and graded out as PFF's fourth-best offensive tackle and eighth-best offensive lineman among all positions in 2022. McGary was given the third-best run blocking grade (91.6) in the NFL. Only Lindstrom and San Francisco's Trent Williams graded out higher in the run game in 2022.

In his first season in Atlanta, running back Cordarrelle Patterson set then single-season career highs in rushing yards and rushing touchdowns behind Atlanta's offensive line. Additionally, third-year guard Chris Lindstrom was the only guard to appear in all 17 games and not allow a single sack in the NFL in 2021, per Pro Football Focus.

Prior to joining Atlanta, Ledford spent two seasons (2019-20) at Louisville as the offensive coordinator/offensive line coach. In 2020, the Cardinals posted 2,686 passing yards and 2,200 rushing yards while averaging 29.5 points per game. In 2019, his offense was averaging 33.1 points per game and had a 1,500-yard rusher (Javian Hawkins) and 1,200-yard receiver (Tutu

Atwell). The team had four offensive players named to All-ACC team; Atwell (first-team), OT Mekhi Becton (first-team), Hawkins (second-team) and AP Hassan Hall (second-team).

Ledford recently spent two years at Louisville as the offensive coordinator/offensive line coach. In 2020, the Cardinals posted 2,686 passing yards and 2,200 rushing yards while averaging 29.5 points per game. In 2019, his offense was averaging 33.1 points per game and had a 1,500-yard rusher (Javian Hawkins) and 1,200-yard receiver (Tutu Atwell). The team had four offensive players named to All-ACC team; Atwell (first-team), OT Mekhi Becton (first-team), Hawkins (second-team) and AP Hassan Hall (second-team).

Before Louisville, Ledford spent three seasons as the offensive line coach and run game coordinator at NC State, where he helped construct the Wolfpack's offensive lines into one of the best units in the ACC. Senior Garrett Bradbury was a consensus All-American earned Associated Press All-America honors and won the Rimington Trophy as the nation's top center. Bradbury and left tackle Tyler Jones both made the All-ACC team this season. It was the first time since 1974 the Pack had two from the offensive linemen on the first-team.

The Wolfpack had a 1,000-yard rusher in each season of Ledford's tenure. NC State went from 2002 to 2015 without a 1,000-yard rusher, which was the longest drought in the country. In three seasons directing the offensive line, the Wolfpack saw their sack total decrease, ranking among the top 20 in the country.

Ledford came to NC State after four seasons coaching the offensive line at Appalachian State, and three years as co-offensive coordinator for the run game. The Mountaineers set a Sun Belt single-season record with 11 wins in 2015, the team's first full year of FBS eligibility, and his offense ranked fourth in the FBS in sacks allowed in 2015 with just 0.85 per game, and paved the way for a 271.5 yard rushing average, ranking sixth nationally.

Before joining the Appalachian State staff in 2012, Ledford spent one season as the offensive line coach and run game coordinator at Gardner-Webb and one season as the offensive line coach at Tennessee State.

Ledford's first coaching job came while he was still playing in the NFL, as he served as a strength and conditioning coach at North Carolina in 2005 and as an offensive line intern with the Frankfurt Galaxy of NFL Europe in the spring of 2006.

A seven-year NFL veteran, Ledford played for the San Francisco 49ers (1999-2000, 2003-04), Jacksonville Jaguars (2000), Carolina Panthers (2001), Cleveland Browns (2005) and New Orleans Saints (2006). He saw action in eight games, including one start, for the 49ers in 2003.

Following his playing career, he was named the Galaxy's tight ends and tackles coach in the spring of 2007 before returning to the U.S. to serve as the offensive line coach at Sanderson High in Raleigh that fall. He spent two seasons as a graduate assistant coach at his alma mater, East Carolina (2008-09), working with the offensive line and guiding the Pirates to back-to-back Conference USA titles.

Ledford played defensive line at ECU from 1995-97, starting all 11 games as a junior and finishing with 26 career tackles. He moved to offensive line prior to his senior campaign and made nine starts at left tackle in 1998 and was named a 1998-99 National Strength and Conditioning All-American.

A native of Marion, N.C., Ledford and his wife, Meredith, have two | sons, Hudson and Jordan.



JUSTIN PEELLE
TIGHT ENDS



11TH
YEAR IN
THE NFL

3RD
YEAR WITH
THE FALCONS

PEELLE'S COACHING BACKGROUND

- 2021 - Present** Tight Ends | Atlanta Falcons
- 2015-20** Tight Ends | Philadelphia Eagles
- 2013-14** Assistant Tight Ends | Philadelphia Eagles

Justin Peelle was hired as the Atlanta Falcons tight ends coach on Jan. 23, 2021.

In 2022, Atlanta offense led the NFL in fewest penalties, finished third in the NFL in rushing yards per game and 10th in third-down conversion rate. Atlanta also had the third-highest successful play rate on rushing attempts, based on EPA, at 45.1 percent. Under Peelle's tutelage, seventh-year tight end MyCole Pruitt set single-season career highs for receptions (16), receiving yards (150) and touchdown receptions (four) in 13 games (three starts) in 2022. Pruitt led the NFL in receiving touchdowns per target (min. 20 targets), scoring touchdowns on 19 percent of his targets. Additionally, Parker Hesse set single-season career highs for receptions and receiving yards in 2022.

In his first season coaching tight ends in Atlanta, rookie Kyle Pitts set the Falcons' single-season rookie receiving record, single-season tight end receiving record, earned his first-career Pro Bowl nod and became the second rookie tight end to eclipse 1,000 receiving yards in NFL history joining Pro Football Hall of Famer Mike Ditka (1,067 in 1961), finishing the season with a team-high 1,026 receiving yards.

Falcons tight ends, along with the running backs, combined for 2,251 receiving yards in 2021 - the most in the NFL and the most in a single season in franchise history.

Prior to joining Atlanta's staff, Peelle spent the previous six seasons as the tight ends coach for the Philadelphia Eagles after serving as the Eagles assistant tight ends coach from 2013-14.

Peelle was instrumental in the development of three-time Pro Bowl tight end Zach Ertz, who recorded 525 receptions in his first seven seasons, the most receptions through a tight end's first seven seasons in NFL history. Ertz, who caught the game-winning touchdown in Super Bowl LII, also owns the single-season record for receptions (116 in 2018) by a tight end in

league history.

In 2019, Ertz and second-year tight end Dallas Goedert were vital to the success of the Eagles' offense. Ertz, who was selected to his third consecutive Pro Bowl, ranked third among NFL tight ends in receptions (88), fourth in receiving yards (916) and tied for fourth in receiving touchdowns (six). Goedert also finished in the top 10 among tight ends in receptions (58), receiving yards (607), receiving touchdowns (five) and yards after the catch (331 yards).

Under Peelle's tutelage in 2018, Ertz broke the single-season franchise receptions record with 116 and earned a second-consecutive Pro Bowl nod. Peelle also helped develop rookie tight end Dallas Goedert, who finished with four receiving touchdowns - the most among all rookie tight ends that season.

Since Goedert was drafted by the Eagles in 2018, Philadelphia's tight ends recorded the most receptions (417) and receiving yards (4,388) of any team in the NFL.

In 2017, the Eagles were just one of two teams in the NFL to have two tight ends with at least five receiving touchdowns (Ertz and Trey Burton). Ertz was named to his first-career Pro Bowl after finishing third in the NFL among tight ends with 824 receiving yards and a career-high eight touchdowns.

Originally selected by the San Diego Chargers in the fourth round of the 2002 NFL Draft, Peelle played in the NFL for 10 seasons with the Chargers (2002-05), Miami Dolphins (2006-07), Atlanta Falcons (2008-10) and San Francisco 49ers (2011) and recorded 123 receptions for 1,0003 yards and 12 touchdowns in 151 career games.

Peelle recorded 70 receptions for 944 yards and 14 touchdowns in 42 games at the University of Oregon. He earned first-team All-Pac 10 honors as a senior, finishing as a semi-finalist for the John Mackey Award after posting 34 receptions for 491 yards and nine touchdowns in 2001.

A four-time All-Pac-10 Academic Team selection, Peelle graduated from Oregon with a degree in political science. He and his wife, Sara, have two sons, Morris and Thompson, and a daughter, Ada.



NICK PERRY
ASSISTANT WIDE RECEIVERS



3RD
YEAR IN
THE NFL

3RD
YEAR WITH
THE FALCONS

PERRY'S COACHING BACKGROUND

2023 - Present Assistant Wide Receivers | Atlanta Falcons
2021-22 Assistant Secondary | Atlanta Falcons
2017-20 Graduate Asst./Analyst | University of Alabama

Nick Perry was named as the Atlanta Falcons assistant wide receivers coach on Feb. 27, 2023, after serving as Atlanta's defensive backs coach from 2021-22.

In 2022, Atlanta's defense led the league in fewest penalties per game (1.06) and limited opponents to the second-fewest second half points per game allowing only 7.9 points per game after halftime. Under Perry's tutelage, safeties Richie Grant (122) and Jaylinn Hawkins (82) both set single-season career highs for total tackles. Grant added seven passes defended, three tackles for loss, two interceptions, one forced fumble, one fumble recovery and one blocked punt, while Hawkins finished with six

passes defended, two interceptions, one forced fumble, one fumble recovery and one touchdown. Additionally, rookie cornerback Dee Alford finished with 25 total tackles, 0.5 sack, one interception and seven passes defended in 2022.

In 2021, Falcons cornerback A.J. Terrell limited opponents to 29 receptions for 200 yards on 66 targets and tallied a career-high three touchdowns. Terrell held opposing passers to a 47.5 passer rating when targeted, according to Pro Football Focus, marking the lowest passer rating by a cornerback that played at least 50 percent of coverage snaps last season. Terrell, in his second season, was named second-team AP All-Pro in 2021.

Prior to joining the Falcons staff, Perry spent the previous four seasons (2017-20) as a graduate assistant and analyst at the University of Alabama during which time the Crimson Tide made three College Football Playoff National Championship appearances, winning two.

Perry signed with the Baltimore Ravens following the 2015 NFL Draft and spent time with the Philadelphia Eagles in 2016 before returning to Alabama to begin his coaching career.



PITRE'S COACHING BACKGROUND

2022 - Present	Running Backs Atlanta Falcons
2021	Running Backs Chicago Bears
2018-20	Running Backs/Recruiting Coordinator Oregon State University
2014-17	Running Backs Montana State University
2012-13	Graduate Assistant/Running Backs University of Colorado
2009-11	Defensive Assistant Servite High School
2009	Scouting Intern New England Patriots
2008	Running Backs Rancho Santa Margarita High School

Michael Pitre was hired as the Atlanta Falcons running backs coach on Jan. 31, 2022.

In his first season as the Falcons running backs coach, Atlanta offense led the NFL in fewest penalties, finished third in the NFL in rushing yards per game and 10th in third-down conversion rate. Atlanta also had the third-highest successful play rate on rushing attempts, based on EPA, at 45.1 percent. The Falcons rushing attack averaged 74.5 more rushing yards per game in 2022 than it did in 2021, resulting in the largest one-season improvement by any team since at least 2001.

With Cordarrelle Patterson (340), Tyler Allgeier (324), Marcus Mariota (280) and Caleb Huntley (265), the Falcons became the first team to have four players with at least 250 rushing yards through the first eight games of a season in NFL history. Additionally, Allgeier surpassed Williams Andrews (1,023 in 1979) for the most rushing yards by a rookie in franchise history and became the sixth rookie selected in the fifth round-or-later to eclipse 1,000 rushing yards over the past 20 seasons. Patterson also set single-season career highs for rushing yards (695) and rushing touchdowns (eight).

Pitre (PEA-tree) came to Atlanta having most recently served as the running backs coach for the Chicago Bears. In 2021, the Bears' rushing attack averaged 118.7 rushing yards per game – the 14th highest in the NFL last season. Chicago's backs tallied 54 carries of 10-plus yards and 13 carries for 20-plus yards – tied for the seventh most in the league in 2021. Bears running back David Montgomery rushed for 849 yards on 225 carries (3.8 avg.) and seven touchdowns in 13 games last season.

Prior to his time in Chicago, Pitre spent three years (2018-20) at Oregon State where he served as the running backs coach and recruiting coordinator. In three seasons under Pitre, the Beavers' rushing attack averaged 165.8 yards per game, 4.5 yards per carry and 59 rushing touchdowns.

Under Pitre, Jermar Jefferson – the Associated Press' Co-Offensive Pac-12 Player of the Year in 2020 – earned the Beavers' rushing titles in both 2018 (1,380) and 2020 (858) while also leading the entire offense in touchdowns during both seasons (2018 - 12; 2020 - 7).

Prior to his arrival Oregon State, Pitre coached running backs at Montana State from 2014-17. In his final season at MSU, the Bobcats led the Big Sky Conference and ranked seventh nationally in yards per game (249.5). Collectively, the Bobcats ranked among the Top 20 FCS rushing teams in each of Pitre's four seasons with the team, including a pair of Top 10 finishes. Pitre received his start at the collegiate level working as a graduate assistant at the University of Colorado from 2012-13. The Buffs' rushing attack finished above 100.0 yards per game in each of Pitre's two years in Boulder. Primarily working with running backs and the offensive line, Pitre oversaw the development of NFL offensive lineman David Bakhtiari (2012) and running back Phillip Lindsay (2013).

Pitre played fullback at UCLA from 2003-07 where he was a three-year starter, appearing in 36 games and totaling 406 all-purpose yards on 58 touches (7.0 avg.) with four touchdowns. He was a team captain in 2006.



T.J. YATES
WIDE RECEIVERS



5TH
YEAR IN THE NFL

3RD
YEAR WITH THE FALCONS

YATES' COACHING BACKGROUND

- 2022 - Present** Wide Receivers | Atlanta Falcons
- 2021** Passing Game Specialist | Atlanta Falcons
- 2020** Asst. Quarterbacks | Houston Texans
- 2019** Offensive Assistant | Houston Texans

T.J. Yates was hired as the Atlanta Falcons wide receivers coach on March 22, 2022, after serving as passing game specialist in 2021. In his previous role, Yates worked primarily with Atlanta's wide receivers.

In Yates' first season as wide receivers coach, Drake London finished his rookie season with 72 receptions for 866 yards and four touchdowns, surpassing Kyle Pitts (68 in 2021) for the most receptions by a rookie in franchise history. Additionally, fourth-year receiver Olamide Zaccheaus set single-season career highs for receptions (40) and receiving yards (533), while matching his career high with three touchdown receptions.

Yates joined the Falcons coaching staff after spending two seasons (2019-20) working with the Houston Texans. In 2020, he served as the assistant quarterbacks coach helping Deshaun Watson earn his third Pro Bowl nod. With Yates' assistance, Watson led the NFL with 4,823 passing yards while throwing 33 touchdowns against seven interceptions and completing 70.2 percent of his passes. Yates spent the 2019 season as an offensive assistant helping the Texans capture an AFC South title after a 10-6 regular season. Houston defeated the Buffalo

Bills in the Wild Card Round and advanced to the Divisional Round for the fourth time in team history.

Yates spent seven seasons in the NFL as a quarterback playing for the Texans (2011-13, 2015, 2017, Falcons (2014), Dolphins (2016), and Buffalo Bills (2017). He was originally selected by the Texans in the fifth round (152nd overall) of the 2011 NFL Draft and went on to start five regular-season games and both postseason games that season. He completed 11-of-20 passes for 159 yards and one touchdown in the Wild Card Playoff Round vs. Cincinnati in the franchise's first postseason game and postseason victory.

Yates appeared in 13 games with five starts over three seasons with the Texans before being traded to the Falcons where he spent one season backing up Matt Ryan. Yates returned to Houston in 2015 and appeared in four games with two starts. After spending time with the Dolphins and Bills, he returned for a third stint with the Texans in 2017 threw a career-high four touchdowns in four games played.

Prior to his NFL career, Yates was a four-year starter at the University of North Carolina in Chapel Hill, N.C. He set records for most completions and passing yards in a single game, single season, and career. He also became the first quarterback in school history to record more than 3,000 passing yards in a single season and was named Honorable-Mention All-ACC as a senior in 2010.

A Marietta, Ga. native, Yates and his wife, Amy, have two sons, Carter and Teddy.



STEVE HOFFMAN
SENIOR ASSISTANT



31ST
YEAR IN THE NFL

4TH
YEAR WITH THE FALCONS

HOFFMAN'S COACHING BACKGROUND

2021 - Present	Senior Assistant Atlanta Falcons
2016-2017	Special Teams Coordinator Tennessee Titans
2013-2015	Special Teams Assistant Tennessee Titans
2012	Special Teams Coordinator Oakland Raiders
2009-11	Special Teams Coordinator Kansas City Chiefs
2007-08	Assistant Special Teams Miami Dolphins
2006	Assistant Special Teams Atlanta Falcons
2000-04	Defensive Quality Control Dallas Cowboys
1996-99	Offensive Quality Control Dallas Cowboys
1989-96	Offensive and Defensive Quality Control/Kicking Coach Dallas Cowboys
1985-88	Offensive Graduate Assistant/Kicking Coach University of Miami

Steve Hoffman was hired as an Atlanta Falcons senior assistant on Jan. 23, 2021.

In his role, Hoffman works primarily with Falcons special teams and specialists. Atlanta kicker Younghoe Koo closed the 2022 season making 12-of-12 field goal attempts, including three from 50-plus, earning NFC Special Teams Player of the Month for December and January. Over the past two seasons, Atlanta has had multiple specialists win NFC Special Teams Player of the Month honors (Koo – Dec./Jan. 2022; Thomas Morstead – Dec. 2021). Koo has also made five game-winning field goals over the past two seasons, including two in 2022 (Week 8 vs. Carolina; Week 17 vs. Arizona).

Prior to joining Atlanta's staff, Hoffman served as the special teams coordinator for the Tennessee Titans in 2016-17. In 2017, under Hoffman's tutelage, Titans punter Brett Kern led the NFL in both gross punting average (49.7) and net punting average (44.6) and was named to his first-career Pro Bowl. Titans kicker Ryan Succop tied for fifth in the NFL with 35 made field goals and finished ninth in the league with 136 points scored in 2017.

Prior to being promoted to special teams coordinator, Hoffman spent four seasons (2013-15) as the Titans assistant special teams coach.

Hoffman joined the Titans after spending one season as the special teams coordinator for the Oakland Raiders in 2012. In his one season with the Raiders, kicker Sebastian Janikowski posted the highest field goal percentage of his career (91.2 percent) and was perfect (25/25) inside of 50 yards for the first time in his career.

Before his tenure in Oakland, Hoffman spent three seasons (2009-11) as the special teams coordinator for the Kansas City Chiefs. In his first season in Kansas City, Chiefs punter Dustin Colquitt posted the top single-season net punting average (40.8) in franchise history and Chiefs kicker Ryan Succop tied the highest field goal percentage (86.2 percent) by a rookie in the NFL since the NFL/AFL merger in 1970.

Hoffman spent two seasons (2007-08) as an assistant special teams coach for the Miami Dolphins and one season (2006) with the Atlanta Falcons in the same role. In his first season in Miami, Dolphins kicker Jay Feely set a single-season franchise record for field goal percentage (91.3 percent) and punter Brandon Fields led all rookie punters with a 43.2-yard gross average.

Hoffman entered the NFL in 1989 as the offensive and defensive quality control and kicking coach for the Dallas Cowboys and would spend 16 seasons in Dallas. During his tenure with the Cowboys, Hoffman's specialists set 15 franchise records, and he contributed to three world championships as the Cowboys won Super Bowls XXVII, XXVIII and XXX.

Prior to his time in the NFL, Hoffman spent four seasons (1985-88) at the University of Miami as the offensive graduate assistant and kicking coach where he recruited and coached future NFL punter Jeff Feagles.

Hoffman played quarterback, running back, wide receivers and handled kicking and punting duties during his collegiate career at Dickinson College in Carlisle, Pa. He spent one season punting for the Washington Federals of the USFL (1983) and attended NFL training camps with the Washington Commanders (1981, 1983), Seattle Seahawks (1984) and New Orleans Saints (1985).

A native of York, Pa., Hoffman has one daughter, Micaela, one son, Luca, and is married to Aline Bazerghy.



BAKER'S COACHING BACKGROUND

2023 - Present	Special Teams Assistant Atlanta Falcons
2022	Offensive Coord./Quarterbacks John Carroll
2020-21	Quarterbacks John Carroll
2019	Quality Control Coord./QBs Western Michigan
2010	Graduate Assistant Mississippi

Matt Baker was hired by the Atlanta Falcons as special teams assistant on Feb. 27, 2023.

Baker came to Atlanta after spending three seasons (2020-22) at John Carroll University in Ohio. Baker joined the Blue Streaks'

staff as quarterbacks coach in 2020 before adding offensive coordinator to his title in 2022. In 2022 under Baker, the Blue Streaks offense averaged 38.0 points and 426.4 yards per game, finishing second in the Ohio Athletic Conference with an 8-1 record in league play.

Prior to John Carroll, Baker spent one season at Western Michigan as a quality control coordinator, coaching quarterbacks in 2019. He also served as a graduate assistant at the University of Mississippi in 2010, coaching wide receivers and quarterbacks. From 2011-18, Baker stepped away from coaching to explore management roles in the energy business.

As a player, Baker spent four years as a quarterback in the NFL, spending time with the Cowboys, Saints, Dolphins and Bills. The Rochester Hills, Mich., native graduated from the University of North Carolina in 2006 where he played quarterback.



KAMBUI'S COACHING BACKGROUND

2023 - Present	Diversity Coaching Fellow/OL Atlanta Falcons
2021-22	Marlin Briscoe Coaching Fellow Denver Broncos
2020	Graduate Assistant Georgia Southern
2019	Running Backs Florida A&M

Kambui joins the Falcons staff after spending two seasons (2021-22) as the Marlin Briscoe Coaching Fellow for the Denver

Broncos. As part of his role, Kambui conducted film breakdown and scouting reports while assisting with coaching wide receivers.

Prior to Denver, Kambui spent one season (2020) as a graduate assistant at Georgia Southern University and one season (2019) as the running backs coach at his alma mater, Florida A&M University.

Before his coaching career, Kambui played two seasons (2014-15) at Florida A&M, appearing in 22 games at center, after playing two seasons (2012-13) at Butler Community College in El Dorado, Kan., where he earned first team all-conference honors.



KING'S COACHING BACKGROUND

2023 - Present	Offensive Assistant Atlanta Falcons
2022	Diversity Coaching Intern Atlanta Falcons
2019-21	Special Teams Quality Control University of North Carolina
2016-18	Wide Receivers/Special Teams Bucknell University
2014-15	Graduate Assistant University of Nevada
2012-13	Assistant Running Backs Coach Wagner College
2011	Wide Receivers Nassau Community College
2007-10	Special Teams/Running Backs/Defensive Backs East Meadow (N.Y.) High School

Steven King was named an offensive assistant on Feb. 27, 2023 after spending the 2022 season as a diversity coaching fellow/special teams for the Falcons.

In 2022, Atlanta was one of two teams to have special teams units score multiple touchdowns during the season – a Lorenzo Carter scoop and score off of a blocked punt in Week 2 and a Cordarrelle Patterson 103-yard kickoff return for a touchdown in Week 11. The Falcons blocked multiple punts (Troy Andersen – Week 2; Richie Grant – Week 17) for the first time in a season since at least 2000. Ade Ogundeji also recorded his second-career blocked field goal, blocking a Justin Tucker field goal in Baltimore in Week 16.

Patterson's 103-yard kickoff return for a touchdown was the ninth of his career, setting a new NFL record for the most career kickoff return touchdowns in NFL history. Patterson would be named NFC Special Teams Player of the Week in Week 11. Additionally, second-year returner Avery Williams returned 18 punts for 292 yards and led the NFL with 16.2 yards per punt return in 2022 (min. 15 att.).

Atlanta kicker Younghoe Koo closed the 2022 season making 12-of-12 field goal attempts, including three from 50-plus, earning NFC Special Teams Player of the Month for December and January.

King came to Atlanta having spent three seasons (2019-21) as a special teams quality control coach at the University of North Carolina.

Prior to his time with the Tar Heels, King spent three seasons (2016-18) at Bucknell University where he coached wide receivers and served as the special teams coordinator for his final two seasons.

In 2017, King participated in the NFL's Bill Walsh Diversity Fellowship with the Oakland Raiders, working primarily with special teams.

The Hempstead, N.Y., native has also coached at East Meadow (N.Y.) High School from 2007-10, Nassau Community College in 2011, Wagner College from 2012-13, and the University of Nevada from 2014-15.

King was a four-year letterman at the University of Buffalo, where he served as a team captain and led the team in rushing touchdowns in each of his final three seasons.



PEES' COACHING BACKGROUND

- 2021 - Present** Defensive Assistant | Atlanta Falcons
- 2020** Head Coach | Findlay (Ohio) High School
- 2018-19** Quality Control | Tennessee Titans
- 2016-17** Head Coach | Green Mountain (Colo.) High School
- 2014-15** Assistant Coach | Green Mountain (Colo.) High School

Matt Pees was hired as an Atlanta Falcons defensive assistant on Jan. 23, 2021.

In 2022, Atlanta's defense led the league in fewest penalties per game (1.06) and limited opponents to the second-fewest second half points per game this season allowing only 7.9 points per

game after halftime.

Prior to joining Atlanta's staff, Pees spent the 2020 season as the head football coach at Findlay (Ohio) High School.

From 2018-19, Pees served as a defensive assistant and quality control coach for the Tennessee Titans where he worked with the defensive line.

Before joining the Titans, Pees spent two seasons as the head coach at Green Mountain (Colo.) High School and has eight years of high school football coaching experience.

A native of Bowling Green, Ohio, Pees initially walked on at Kent State University before becoming the team's video coordinator.

He graduated from Metro State University of Denver with a degree in history and political science and earned a master's degree in education from Regis University in Denver.

Pees and his wife, Emily, have two children, Wyatt and Adelyn.



STALLWORTH'S COACHING BACKGROUND

- 2021 - Present** Strength and Conditioning Coach | Atlanta Falcons
- 2018-20** Asst. Strength & Conditioning | New York Giants

Thomas Stallworth was hired as the Atlanta Falcons strength and conditioning coach on Feb. 3, 2021.

Stallworth came to the Falcons after three seasons with the New York Football Giants. Prior to his time with the Giants, he was the Head Strength and Conditioning coach at Western Kentucky University.

Prior to his stint at WKU, Stallworth spent one season as the head strength and conditioning coach at Fresno State. Prior to Fresno State, Stallworth spent time at Texas Tech after a season at North Carolina State.

Stallworth was the associate head strength and conditioning

coach for three seasons at Mississippi State. That included the program's best season in 2014, when the Bulldogs rose to No. 1 in the Associated Press poll behind the play of quarterback Dak Prescott and earned their first Orange Bowl berth since 1941. Stallworth has coached NFL players at all his collegiate coaching stops.

Stallworth previously worked as the head strength coach at FCS schools Grambling State (2008-11) and South Carolina State (2004-08).

Stallworth was a linebacker at the University of Tennessee from 1997-2001, a period in which the Volunteers played in five bowl games, won 2 SEC conference championships, and won the 1998 national championship.

Stallworth earned his Doctor of Psychology in Sport and Performance Psychology from the University of Arizona Global Campus, his master's degree in Sport Administration from the University of Tennessee, and his bachelor's degree in Sports Management from the University of Tennessee.

Stallworth is married to the former Ingrid Garvin, and the couple has two children, India and Thomas III.



**RODERICK
MOORE, JR.**
ASSISTANT STRENGTH & CONDITIONING



3RD
YEAR IN
THE NFL

3RD
YEAR WITH
THE FALCONS

Roderick Moore, Jr. was hired as an assistant strength and conditioning coach for the Falcons on Feb. 22, 2021.

Moore joined the Falcons after spending the last two years as the Athletics Director of North America for Vald Performance, where they evaluated motion analysis, ground reaction forces, eccentric hamstring strength and bilateral asymmetry at all levels (Military, NFL, NBA, MLB, NHL, NCAA).

Prior to his stint at Vald Performance, he was the Vice President of Sports (US & UK) for Sparta Science for a year and was the Vice President of Sports Performance at Catapult Sports two years before that.

Moore's career started at University of Tennessee where he

began as a graduate assistant strength coach (1999-2001) to assistant head strength coach (2001-04) to associate head strength coach (2004-07).

After Tennessee, Moore became the head football strength coach for Florida International University (2007-10) and was promoted to co-director of strength and conditioning for the entire athletics department (2010-12).

Moore earned his bachelor's degree in psychology from Morehouse College (1993-97) before earning a master's in human performance/sport psychology from University of Tennessee (1999-2001). Moore was a football varsity letterman and a track & field varsity letterman during his time at Morehouse College.



**BOBBY
THOMAS**
ASSISTANT STRENGTH & CONDITIONING



3RD
YEAR IN
THE NFL

3RD
YEAR WITH
THE FALCONS

Bobby Thomas was hired as an assistant strength and conditioning coach for the Falcons on Feb. 22, 2021.

Thomas has spent the previous three seasons (2018-20) as the associate director of strength & conditioning for the Western Kentucky Hilltoppers football program where he was responsible for the design, implementation and ongoing evaluation of the long-term injured/reintegration program. He also assisted with all strength and conditioning, speed and agility and recovery for the team.

Prior to his tenure at Western Kentucky, Thomas spent two

seasons (2016-17) as a strength & conditioning assistant at Fresno State University. In his role, he was responsible for the design and implementation of the injury prevention program among other responsibilities. He also spent one season (2015) as a strength & conditioning assistant for North Carolina State's football program, one season (2014) as a sports performance intern at Stanford University and two seasons (2012-13) as a graduate assistant at the University of South Dakota.

Thomas earned a Bachelor of Science degree in kinesiology from Humboldt State University in Arcata, Calif., and earned a masters of arts in interdisciplinary studies from the University of South Dakota in Vermillion, S.D.



GRAY'S COACHING BACKGROUND

2023	Football Analyst Atlanta Falcons
2020-22	Co-Special Teams/LBs Gardner-Webb
2018-19	Graduate Assistant North Carolina State
2017	Defensive Intern Western Kentucky

Michael Gray was hired by the Atlanta Falcons as a football analyst on Feb. 27, 2023.

Gray came to Atlanta after spending three seasons (2020-22) as co-special teams coordinator/linebackers coach at Gardner-Webb University. Under Gray's tutelage, junior linebacker William

McRainey finished with a team-leading 104 total tackles, nine tackles for loss, 5.5 sacks and one interception in 13 games in 2022. The season prior, McRainey led the conference in tackles and earned first-team All-Big South Conference honors.

Before joining Gardner-Webb's staff, Gray spent two seasons (2018-19) as a graduate assistant at North Carolina State University. During his time with the Wolfpack, he was part of a staff that helped the 2018 team to a 9-4 record and an appearance in the TaxSlayer Gator Bowl. The season prior, Gray served as a defensive intern at Western Kentucky.

Gray played collegiately at Mercer University, finishing his career with 180 total tackles, 10 tackles for loss, three sacks and three interceptions. The Jacksonville, Fla., native played both linebacker and safety during his time with the Bears.



Matt Schaub was hired by the Atlanta Falcons as a football analyst on Aug. 2, 2023 and brings 17 seasons of NFL experience to the club.

The former quarterback was originally selected by the Falcons in the third round (90th overall) of the 2004 NFL Draft, where he spent the first three seasons of his career. Schaub finished his career playing in 155 games (93 starts), completing 2,148 of 3,348 passes (64.2%) for 25,467 yards and 136 passing touchdowns over 17 seasons with the Falcons, Texans, Raiders and Ravens.

Schaub retired from the NFL following the 2020 season and earned two Pro Bowl (2009 and 2012) honors, including Pro Bowl MVP in 2009, in his career. He also was named AFC Offensive Player of the Week four times, FedEx NFL Air Player of the Week twice and was a recipient of the Texans Ed Block Courage Award.

During his seven-year stint as a Texan, Schaub became the franchise's all-time passer after completing 1,951 of 3,020 passes (67.8%) and threw for 23,221 yards and 124 passing touchdowns for a passer rating of 90.9. He still also holds the franchise record for single-season completions with 396 in 2009.

Schaub attended Virginia, where he saw action in 40 games over four seasons and completed 716 of 1,069 passes and threw for 7,502 yards, which ranks second in school history. He earned first-time All-Atlantic Coast Conference honors as a senior in 2003 and was named ACC Player of the Year as a junior in 2002 after leading the conference and finishing the season with the sixth-most passing yards (2,962) in the country.

The West Chester, Penn., native established the GR8 Foundation in 2011 to provide resources and support to promote lasting improvements and bring healing to children with medical needs, hope for future generations and happiness to the children and their families enduring medical challenges. He and his wife, Laurie, have five children.



SNYDER'S COACHING BACKGROUND

- 2022** Football Analyst | Atlanta Falcons
- 2021** Offensive QC/Asst. Quarterbacks | Chicago Bears
- 2018-20** Offensive Quality Control | Chicago Bears
- 2015-17** Offensive Analyst | Coastal Carolina
- 2013-14** Running Backs | Wingate University
- 2012** Quarterbacks/Special Teams GA | Wingate University

Mike Snyder is in his second season as a football analyst for the Atlanta Falcons.

Prior to joining the Falcons, Snyder spent four seasons (2018-21) with the Chicago Bears where he served as an offensive quality control coach for four seasons and served as the assistant quarterbacks coach in 2021.

Snyder also has six years of coaching experience at the collegiate level with Coastal Carolina (2015-17) and Wingate (2012-14). In addition to his on the field experience, he owns a Master's Degree in Sports Management from Wingate University.

In 2020, Chicago averaged 331.4 total net yards per game. It was the fifth-highest yards per game finish by a Bears offense over the past 20 seasons.

Following the 2019 season, Snyder was selected to coach wide receivers in the East-West Shrine Bowl for college prospects.

In 2018, Snyder was part of an offensive staff that helped the Bears average 26.3 points per game, fourth-best in the NFC, and scored 24-or-more points 11 times in 2018 and were the only team to hold a second-half lead in every regular-season game in 2018.

As the offensive analyst at Coastal Carolina, Snyder was tasked with assisting the running backs during daily individual drills, breaking down the film of upcoming opponent's defenses, producing a coach's report of opponent's base and third-down defenses and preparing a weekly blitz report distributed to players.

Snyder began his college coaching career at Wingate in (2012-14) as a quarterback and special teams graduate assistant before being hired as the school's running backs coach (2013-14).

Previously, Snyder spent three years at Palmyra Area (Pa.) High School. He was the passing game coordinator, quarterbacks coach and wide receivers coach at various times during his tenure.

A 2009 graduate of Lebanon Valley (Pa.) College, Snyder earned a Bachelor's Degree in Political Science while winning three-letters as a pitcher on the Dutchmen baseball team.



Sarah Gigantino Hogan was named Director of Coaching Operations in July of 2023 after spending two seasons as the Assistant Director of Coaching Operations. From 2016-20, she served as coordinator of coaching operations for the Falcons. Hogan originally joined the organization in 2015 as the coordinator of scouting administration.

Prior to joining the Falcons, Hogan was the Director of Football Operations at Georgia State University from 2010 until 2015. She served under Head Coach Bill Curry (2010-2012) and Head Coach Trent Miles (2013-2015). Hogan was on the GSU staff in February 2010 as the program prepared for its inaugural season. She spent the previous three seasons as the Director of Football Operations at Northeastern University, which discontinued its

football program following the 2009 campaign. Before going to Northeastern, where she served under head coach Rocky Hager, Hogan worked in the athletics department at Maryland and at the Campus Recreation Center at Georgia Tech. She also served an internship in the New York Jets' college scouting department.

Hogan received a bachelor's degree in kinesiology and sport management from James Madison University in 2004 and then earned her master's degree in sports administration from Georgia State University in 2006. She worked with the Dukes' football program while an undergraduate at JMU.

Sarah's husband, JP, is the Head of Strength and Conditioning and coaches high school football in the Atlanta area. They reside in Atlanta.



Madison McDoulett was named Coordinator of Coaching Operations in July of 2023 after spending three seasons as a Business Operations Coordinator.

Prior to joining the Falcons, McDoulett was a corporate partnerships intern with the Kansas City Chiefs in 2019 where

she assisted the activation team in their needs to execute sponsor events, programs, in-game promotions and hospitality.

McDoulett received a bachelor's degree in marketing from Georgia in 2019 and then earned her master's degree in sports management from Florida in 2023. She worked with the Bulldogs football program in recruiting while an undergraduate at UGA.



**DONAVAN
ELLISON**
COACHING OPERATIONS ASSISTANT



4TH
YEAR IN
THE NFL

2ND
YEAR WITH
THE FALCONS

Donavan Ellison was named coaching operations assistant in August of 2023 after spending the 2022 season as a football analyst for Atlanta.

Prior to joining the Falcons, Ellison spent the past year as a football operations assistant for the Carolina Panthers where he assisted the coaching staff and players with logistics. He also previously interned with the Charlotte Hornets and Dallas Cowboys, among others. Ellison attended Paul Quinn College in Dallas where he earned a bachelor's degree in business administration in 2020.

HEAD COACHING RECORDS

COACH	SEASONS	YEARS	W	L	T	PCT
REGULAR SEASON						
Norb Hecker	3	1966-68	4	26	1	.145
Norm Van Brocklin	7	1968-74	37	49	3	.433
Marion Campbell	6	1974-76, 87-89	17	51	0	.250
Pat Peppler*	1	1976	3	6	0	.333
Leeman Bennett	6	1977-82	46	41	0	.516
Dan Henning	3	1983-86	22	41	1	.352
Jim Hanifan*	1	1989	0	4	0	.000
Jerry Glanville	4	1990-93	27	37	0	.424
June Jones	3	1994-96	19	29	0	.396
Dan Reeves	7	1997-03	49	59	1	.454
Wade Phillips*	1	2003	2	1	0	.667
Jim Mora	3	2004-06	26	22	0	.542
Bobby Petrino	1	2007	3	10	0	.300
Emmitt Thomas*	1	2007	1	2	0	.333
Mike Smith	7	2008-14	66	46	0	.589
Dan Quinn	6	2015-20	43	42	0	.506
Raheem Morris*	1	2020	4	7	0	.333
Arthur Smith	1	2020	-	-	-	---
POSTSEASON						
Leeman Bennett	3	1978, 1980, 1982	1	3	0	.250
Jerry Glanville	1	1991	1	1	0	.500
June Jones	1	1995	0	1	0	.000
Dan Reeves	2	1998, 2002	3	2	0	.600
Jim Mora	1	2004	1	1	0	.500
Mike Smith	4	2008, '10, '11-12	1	4	0	.200
Dan Quinn	2	2016-17	3	2	0	.511
OPENING DAY GAMES						
Norb Hecker	3	1966-68	0	3	0	.000
Norm Van Brocklin	7	1968-74	5	1	0	.833
Marion Campbell	6	1974-76, 87-89	0	5	0	.000
Leeman Bennett	6	1977-82	5	1	0	.833
Dan Henning	3	1983-86	3	1	0	.750
Jerry Glanville	4	1990-93	2	2	0	.500
June Jones	3	1994-96	1	2	0	.333
Dan Reeves	7	1997-03	3	4	0	.429
Jim Mora	3	2004-06	3	0	0	1.000
Bobby Petrino	1	2007	0	1	0	.000
Mike Smith	7	2008-14	4	3	0	.571
Dan Quinn	6	2015-20	2	4	0	.333

Notes: Hecker was replaced by Van Brocklin after the first three games in 1968. Van Brocklin was replaced by Campbell after the first eight games in 1974. Campbell was replaced by Peppler after the first five games in 1976. Campbell was replaced by Hanifan after the first 12 games in 1989. Reeves was replaced by Phillips for the last three games of 2003. Petrino was replaced by Thomas for the last three game of 2007. Quinn was replaced by Morris for final 11 games of the 2020 season. *Denotes interim coach.



STAFF

2023





Terry Fontenot was named general manager of the Atlanta Falcons on Jan. 19, 2021.

Fontenot joined the Falcons after spending the previous 18 seasons as a member of the New Orleans Saints organization. He worked his way through the organization's ranks, starting out as a marketing intern before switching to the scouting department and climbing the ladder from intern to pro scout, and eventually advancing to vice president/assistant general manager of pro personnel.

In 2022, Atlanta finished with a 7-10 record, winning six games at Mercedes-Benz Stadium - the most since the stadium opened in 2017. The Falcons led the NFL in fewest penalties, finished third in the league in rushing yards per game and 10th in third-down conversion rate. Atlanta also had the third-highest successful play rate on rushing attempts, based on EPA, at 45.1 percent.

Atlanta's rushing attack averaged 74.5 more rushing yards per game in 2022 than it did in 2021, resulting in the largest one-season improvement by any team since at least 2001. With Cordarrelle Patterson (340), Tyler Allgeier (324), Marcus Mariota (280) and Caleb Huntley (265), the Falcons became the first team to have four players with at least 250 rushing yards through the first eight games of a season in NFL history. Additionally, Allgeier surpassed Williams Andrews (1,023 in 1979) for the most rushing yards by a rookie in franchise history and became the sixth rookie in the NFL, selected in the fifth round-or-later, to eclipse 1,000 rushing yards over the past 20 seasons. Patterson also set single-season career highs for rushing yards (695) and rushing touchdowns (eight).

Rookie quarterback Desmond Ridder started the final four games of the 2022 season and completed 73-of-115 passes (63.5 percent) for 708 yards, two touchdowns and zero interceptions for an 86.4 passer rating. Ridder's 73 completions and 708 passing yards were the most by a player over his first four career starts in franchise history. Additionally, the Cincinnati product became only the third rookie to attempt at least 100 passes and not record an interception in his first four career starts in NFL history, joining Dak Prescott and Gardner Minshew.

First-round selection Drake London finished his rookie season with 72 receptions for 866 yards and four touchdowns, surpassing Kyle Pitts (68 in 2021) for the most receptions by a rookie in franchise history. With Allgeier (1,035 rushing yards) and London (866 receiving yards), the 2022 Atlanta Falcons became the fourth team to have a 1,000-yard rookie rusher and an 800-yard rookie receiver in the same season in NFL history, joining the 2010 Tampa Bay Buccaneers, 2004 Detroit Lions and 2003 Houston Texans.

Defensively, in addition to leading the league in fewest defensive penalties per game (1.06), Atlanta's defense limited opponents to the second-fewest second half points per game, allowing only 7.9

points per game after halftime.

In his first year, the Falcons posted a 7-10 record, winning seven of nine games decided by one possession after winning two of 10 such games the season prior. Nine-year veteran running back Cordarrelle Patterson set single-season then career highs for rushing yards (618), receiving yards (548), rushing touchdowns (six) and receiving touchdowns (five), and became the first player to record at least five rushing and five receiving touchdowns in a single season in franchise history.

Additionally, Pitts became the second rookie tight end to surpass 1,000 receiving yards in NFL history, joining Pro Football Hall of Famer Mike Ditka (1,076 yards in 1961). Pitts broke the single-season franchise record for most receiving yards by a tight end with 1,026, surpassing Pro Football Hall of Famer Tony Gonzalez (930 in 2012), and set the record for most receiving yards by a rookie regardless of position, surpassing Julio Jones (959 in 2011). Pitts also became the first rookie tight end to be selected to the Pro Bowl since New York's Jeremy Shockey in 2002.

In New Orleans, Fontenot served as a close confidant for general manager Mickey Loomis and managed the pro personnel department include player acquisitions and evaluating players. With Fontenot leading the pro personnel department, the Saints showed a keen eye for adding impact players through free agency.

Although he spent much of his career on the pro scouting side, serving as a pro scouting intern, player personnel assistant and pro scout before his promotion to director of pro scouting, Fontenot saw his role expand in scope starting in 2015. After Ryan Pace was hired as the general manager of the Chicago Bears, Fontenot began working closely with college scouting director, and former Dolphins GM, Jeff Ireland, Loomis and head coach Sean Payton to develop a versatile group that could identify players that fit the team's vision, whether they were on NFL rosters, practice squads, free agents, college players or otherwise.

Free agents who signed with the Saints from 2015-2020 that went on to earn Pro Bowl honors included tight end Jared Cook, linebacker Demario Davis, kicker Wil Lutz and guard Larry Warford, along with center Max Unger who the Saints acquired in a trade with Seattle.

In 2012, Fontenot attended the Stanford Business School's Executive Education NFL-Stanford Program for Managers, an education program and honor known across the league as training ground for promising executives.

A native of Lake Charles, La., he was an all-state defensive back at Lagrange High School. A four-year letterman at safety for Tulane (1999-2002), Fontenot served as a team captain in 2001 and was a member of the 2002 team that won the Hawaii Bowl. He graduated with a bachelor's degree in business and organizational information technology.



Kyle Smith is in his first season as the assistant general manager for the Atlanta Falcons.

Smith joined the Falcons in 2021 as the vice president of player personnel after 11 seasons with the Washington Football Team. He spent most of his career in Washington in college scouting but was promoted to vice president of player personnel in January of 2020. In 2020, Smith oversaw both the college and pro personnel aspects of the front office.

Prior to his promotion, Smith spent three years as the team's director of college personnel. In that role, he led the organization's evaluation of collegiate talent and managed scouting efforts at both the area and national levels. After spending a year as an intern in 2010, he joined the team on a full-

time basis in 2011. Smith spent six seasons as an area scout for the organization, most recently managing the team's scouting efforts in the Southeast region.

Smith graduated from Youngstown State, where he was twice named honorable mention all-conference while playing wide receiver and punt returner from 2002-05. He signed as a college free agent with the Minnesota Vikings, where he spent part of the 2006 offseason. In January of 2007, he was signed by Tampa Bay, which allocated him to NFL Europe's Berlin Thunder. He later had practice squad stints in the Arena Football League and Canadian Football League.

Smith was born in Warwick, R.I., and raised in Buffalo, N.Y. He is the son of long-time NFL executive A.J. Smith.



Ryan Pace was hired by the Atlanta Falcons as a Senior Personnel Executive on February 24, 2022. Prior to Atlanta, Pace spent seven seasons (2015-21) as the general manager of the Chicago Bears and served as a member of the New Orleans Saints personnel department from 2001-14.

In 2018, Pace was named the Sporting News Executive of the Year after building a Bears roster that finished 12-4, won a division title and made the club's first postseason berth since 2010. Pace was the first Bears general manager to win executive of the year since Michael McCaskey in 1985.

That season, Chicago had eight players selected to the Pro Bowl - Khalil Mack, Eddie Jackson, Kyle Fuller, Akim Hicks, Tarik Cohen, Mitchell Trubisky, Cody Whitehair and Charles Leno Jr. Mack, Fuller, Jackson and Cohen each also were named Associated Press All-Pros that season.

The following offseason, Pace signed Cordarrelle Patterson in free agency, who, along with Jackson, Fuller and Mack, was named to the 2020 Pro Bowl. Pace signed Robert Quinn via free agency in 2020. In 2021, Quinn broke the single-season franchise sack record with 18.5.

Pace joined the Bears after spending 14 seasons (2001-14) as a member of the Saints organization, including 13 in the player personnel department. He spent his final two seasons (2013-14) with the Saints as director of player personnel. In that role, Pace helped manage the team's college and pro scouting operations including all facets of scouting and evaluation of college and pro prospects along with New Orleans' roster.

Pace spent six seasons as the club's director of pro scouting (2007-12), which included overseeing the club's pro scouting staff. His duties involved recommending player acquisitions by evaluating the Saints roster and potential free agents, monitoring all transactions, researching possible trade opportunities, assessing player talent from other professional leagues and directing the advance scouting of future opponents. He also helped the Saints prepare for the draft following the regular season by assisting in the evaluation of top college prospects.

The Flower Mound, Texas native got his start in New Orleans' player personnel department as a scouting assistant in 2002, a role he held for two years before working as a pro scout from 2004-06. During that time he evaluated free agents and collegiate players entering the NFL Draft as well as scouted upcoming opponents. He joined the Saints in 2001 supporting the coordination of all game day, training camp and stadium operations.

Pace played collegiately as a defensive end at Eastern Illinois (1995-99), serving as team captain as a senior. He graduated with a bachelor's degree in marketing.

Pace and his wife, Stephanie, have one daughter, Cardyn.



Dwaune Jones was hired as the Atlanta Falcons assistant director of college scouting on Jan. 29, 2021.

Jones joined the Falcons after spending the last five seasons with the Ravens as a college scout covering schools in the Midwest region. He scouted the Big Ten and MAC, plus some schools in the SEC, Conference USA and ACC conferences. Players that were selected in his area include Lamar Jackson, J.K. Dobbins, Malik Harrison and Ben Bredeson. Jones also evaluates and provides cross-checking evaluation reports for the scouting department.

Prior to Baltimore Jones spent 11 seasons with the New Orleans

Saints' scouting department as a Midwest area scout and Northern regional scout. During his tenure at the Saints, he helped signed Kasim Edehali, Chris Ivory, Malcolm Jenkins, Zach Strief, Tracy Porter and Marques Colston.

Jones was a three-year starter at wide receiver for the University of Richmond, securing 146 catches for 1,994 yards and 15 touchdowns. He spent some time in the NFL from 2000-02 with the Cleveland Browns and Houston Texans, originally signing with the Browns as a rookie free agent in 2000. Jones also spent a year with the Berlin Thunder and participated in World Bowl IX, catching six passes for 161 yards and two touchdowns, including the game-winning 53-yard TD reception over Barcelona.

After his playing career, Jones served as a training camp scouting intern for the Seahawks in 2004 and coached wide receivers for the Cologne Centurions with NFL Europe.

Jones and his wife, Jessica, have three children: Jasmine, Jocelyn and D.J.



Tokunbo Abanikanda begins his ninth season with the Falcons and seventh as an area scout responsible for the Southeast region of the country. He spent his first year serving as a scouting assistant, where he handled various logistical aspects of the scouting department for college all-star games, the NFL Combine and college visits. In addition, Tokunbo was

responsible for incoming and outgoing players regarding travel accommodations and scheduling, as well as producing tapes for draft-eligible collegiate prospects and NFL players. He is a native of Marietta, Georgia and played for the University of Southern Mississippi from 2005-08 and graduated with a Business Administration degree.



Michael Ross embarks on his 12th season with the Falcons and second season as a regional scout. His primary duties include evaluating college players in the Eastern half of the country. He was responsible for scouting colleges in the Southwest for three seasons prior to spending the 2015 season in the Midwest region. In 2014, Ross split his time between college and pro scouting, covering the Northeast region as well as all professional leagues. He also provided the coaching staff with advance scouting reports for upcoming opponents, evaluating

players in the free agency market, and maintaining the daily waiver wire. Ross spent two seasons as an area scout, scouting players in the Midwest (2013) and Northeast (2012) after working as a scouting assistant (2011). He spent his first two seasons with the club as a seasonal personnel assistant in 2010 and 2009. He joined the Falcons as a training camp intern in the player personnel department in 2008. He is a native of Cazenovia, NY and attended Syracuse University where he earned his bachelor's degree in 2008. He resides in Atlanta, GA.



Ruston Webster joined the Falcons as a national scout in 2016. He spent four seasons as the general manager of the Tennessee Titans and brings 33 years of NFL experience to the Falcons. As the general manager for the Titans, Webster had the opportunity to add a franchise quarterback in Marcus Mariota with the second overall pick in the 2015 NFL Draft. He also signed four-time Pro Bowl outside linebacker Brian Orakpo in the 2015 offseason, who went on to record 51 total tackles and seven sacks in his first season in Tennessee. Delanie Walker, who Webster signed in 2013, has been selected to three Pro Bowls, since signing with the Titans. In 2015, Walker posted 94 receptions for 1,088 yards that season. Webster also drafted tackle Taylor Lewan in 2014 with the 11th overall pick, who has been selected to three Pro Bowls as well.

Prior to Webster's arrival in Tennessee in 2010, he gained 22

years of personnel experience split between the Seattle Seahawks and the Tampa Bay Buccaneers. In his four years in Seattle, Webster was the vice president of player personnel and oversaw the day-to-day management of the pro personnel and college scouting departments. During his time in Seattle, the Seahawks won the NFC West twice (2006 & 2007). Webster spent the other 18 years with Tampa Bay in a variety of roles, including the director of player personnel (2005), director of college scouting (2001-04), director of pro personnel (1989-91), and regional college scout (1988). He was a part of the front office staff that helped build the Super Bowl XXXVII Champion Buccaneers in 2002.

Webster started his career as a college coach with stops as a graduate assistant at Southwestern Louisiana (1985), Alabama (1986), and Tulsa (1987). At his Tulsa stint, Webster was the tight ends coach as well.



Joel Collier enters his fifth season with the Falcons, second as a national scout. Collier brings more than 25 years of NFL experience to Atlanta. He joined the Falcons after spending five seasons as the assistant general manager for the Kansas City Chiefs from 2009-13. Collier helped the Chiefs complete one of the best turnarounds in NFL history as the club won the AFC West with a 10-6 record in 2010 after going 4-12 in 2009. Collier helped identify and select Pro Bowl players such as Eric Berry (3), Justin Houston (2), Dontari Poe, and Dexter McCCluster in the NFL Draft. He also spent time during the offseason in 2013 working with Head Coach Andy Reid, helping him draft starters T Eric Fisher and TE Travis Kelce.

Before moving to the front office with the Chiefs, Collier served as the New England Patriots secondary coach from 2006-07. In 2007, Collier helped the Patriots post the NFL's first 16-0 regular season and advance to Super Bowl XLII. Under his leadership, CB Asante Samuel earned first his Pro Bowl selection and was a first-team All-Pro in 2007. Additionally, the Patriots ranked fourth in total defense (288.3 yards per game) and sixth in pass defense (190.1 yards per game). He also worked as the assistant

secondary coach for the team in 2005.

Collier spent 11 years with the Miami Dolphins, coaching on both sides of the ball, coaching the running backs from 1998-2004, and serving as assistant linebackers coach from 1994-97. In 2002, he coached running back Ricky Williams, who was selected to his only All-Pro team and earned his only Pro Bowl selection after he ran for 1,853 yards with 16 touchdowns. Prior to his stint in Miami, he spent three years with the Patriots, including one season as a pro scout (1993) and two years as the assistant running backs coach and receivers coach.

A New York native, Collier got his start in the NFL as an offensive assistant with the Tampa Bay Buccaneers in 1990 after spending two years as a graduate assistant at Syracuse University. He attended the University of Northern Colorado, where he played linebacker from 1984-87. Collier is the son of Joe Collier, a former Buffalo Bills head coach and defensive coordinator for the Denver Broncos and New England Patriots.



RYAN DOYAL
AREA SCOUT



3RD
YEAR IN THE NFL

3RD
YEAR WITH THE FALCONS

Ryan Doyal is entering his third season with the Falcons in 2020. Prior to the 2020 season, Ryan was promoted to college area scout in charge of the northeast. Before he was an area scout, he handled various logistical aspects of the scouting department in both College and Pro Scouting as a scouting assistant. Doyal was also responsible for producing point of attack tapes for draft-eligible collegiate prospects and NFL players.

Before joining the Falcons, Doyal was a film analyst and researcher for NFL Films since 2014. In that role, he evaluated

traits of pro and college players, produced analytics based on film study, while also helping produce shows, events, and interviews. Doyal also was a player personnel intern for the Philadelphia Eagles in the summer of 2018.

Doyal coached at several different schools, including at the University of Pennsylvania, Temple University, La Salle College High School and Wagner College. The Pennsylvania native graduated from Syracuse University with a Bachelor's Degree in Broadcast & Digital Journalism and a Masters in Secondary Education from Wagner College.



DANTE FARGNOLI
AREA SCOUT



2ND
YEAR IN THE NFL

2ND
YEAR WITH THE FALCONS

Dante Fargnoli is entering his second season with the Falcons in 2020. As a scouting assistant, he handles various logistical aspects of the scouting department in both College and Pro Scouting. Fargnoli is also responsible for producing point of attack tapes for draft-eligible collegiate prospects and NFL players. Before joining the Falcons, Fargnoli was a scouting

assistant for the Reese's Senior Bowl and completed camp operations and scouting internships with the Kansas City Chiefs.

The Stamford, Conn. native played wide receiver for Gettysburg College and was named to the 2018 National Football Foundation Hampshire Honor Society. Fargnoli majored in organization and management studies.



SHELLY HARVEY
AREA SCOUT



3RD
YEAR IN THE NFL

3RD
YEAR WITH THE FALCONS

Shelly Harvey is in her first season as an area scout for the Atlanta Falcons.

Harvey joined the Falcons in 2021 as a scouting assistant on the personnel staff and was promoted to player personnel coordinator in 2022. Prior to her time in Atlanta, Harvey spent the past year as the on-campus recruiting coordinator at Tulane

University where she managed all aspects of on-campus and game day recruiting visits. She also served as a football recruiting intern at the University of Houston in 2018 and at LSU in 2017.

Harvey earned her Bachelor of Science in Sport Administration from LSU, where she was a three-time first-team Track & Field All-American. As a junior in 2016, Harvey anchored the 4x100-

meter relay team that won the NCAA Division I Track & Field

National Title.



SHEPLEY HEARD
AREA SCOUT



16TH
YEAR IN THE NFL

16TH
YEAR WITH THE FALCONS

Shepley Heard is entering his 16th season with the Falcons and his second season as Director of Pro Personnel. His primary duties in Pro Personnel include helping manage the Falcons roster by recommending player acquisitions from other professional football leagues and street free agents, coordinating offseason free agency and monitoring the waiver wire.

Prior to his move into college scouting, Shepley served as the teams Pro Scout from the spring of 2006 to 2008, he was responsible for advance scouting the Falcons upcoming opponents and evaluating free agents and potential cuts in the preseason. He got his start with the Falcons as a Scouting Assistant in 2005.

Before the 2019 season, he spent the previous six seasons as a Regional Scout, covering the East and the West regions for three years each. Heard served as an Area Scout from the spring of 2008 through the 2012 season and covered a broad range of states throughout the country during that time.

Before being hired in Atlanta, Shepley spent two seasons at Texas A&M University and held roles as a Defensive Graduate Assistant coach and Defensive Quality Control. He played Safety at the University of Central Oklahoma from 1997 to 2001 and graduated with a Bachelor of Science in the spring of 2002. He is originally from Muskogee, Oklahoma.



RICHARD SANDERS
AREA SCOUT



6TH
YEAR IN THE NFL

6TH
YEAR WITH THE FALCONS

Richard Sanders is currently in his sixth year with the Atlanta Falcons - fifth as an Area Scout. Sanders spent a very brief time as the Player Development Coordinator and Assistant Director of Recruiting for the Eastern Kentucky University football program.

Before ECU Sanders was a Recruiting/Personnel Assistant with the Volunteers football program for 3 years. He graduated with a Double Masters (Sports Management & Sports Psychology)

from the University of Tennessee. He received his undergraduate degree from the University of Cincinnati studying Sports Administration with a minor in Business Administration.

Sanders is also a military veteran, as he was a US Coast Guard Serviceman, and member of the Department of Homeland Security.



SAL CONTI
PRO SCOUT



3RD
YEAR IN THE NFL

3RD
YEAR WITH THE FALCONS

Sal Conti is in his first season as a pro scout for the Atlanta Falcons after spending the 2021 season as a football analyst on the coaching staff, being hired on February 22, 2021.

He came to Atlanta having spent the 2020 season as an offensive video graduate assistant at Clemson University where he served as the primary support staff member to the tight ends coach. He also led weekly presentations and reports of upcoming opponents' offensive schemes and personnel breakdowns for the defensive staff.

In 2019, Conti served as a scouting intern for the Kansas City Chiefs where he evaluated upcoming unrestricted free agents for

the personnel staff's review among other responsibilities.

Conti attended Central Connecticut State University from 2014-17 where he served as a student assistant offensive line and tight ends coach from 2015-16. In his role, Conti created cutups of upcoming opponents for the offensive staff to use in game-planning, ran the defensive scout team and inputted offensive calls prior to games.

Conti earned a Bachelor of Science degree in communications from Clemson University in 2019 and is working toward a Master of Arts degree in athletic leadership from Clemson.



Martinez is in his first season as a pro scout for the Atlanta Falcons.

Prior to being promoted to pro scout, Martinez served as the BLESTO scout for the Falcons in 2022. He came to Atlanta after spending the previous 12 seasons with the New Orleans

Saints. Martinez began his tenure in New Orleans as an equipment assistant from 2009-13 before joining the personnel department as a scouting assistant from 2014-16. Most recently, the University of New Orleans graduate served as a video assistant for the Saints from 2017-20.



**HAKEEM
SMITH**
ASSISTANT PRO SCOUT



2ND
YEAR IN
THE NFL

2ND
YEAR WITH
THE FALCONS

Hakeem Smith is in his first season as an assistant pro scout for the Atlanta Falcons.

Smith came to Atlanta in 2022 as a scouting assistant on the personnel staff. Prior to joining the Falcons, Smith served as a student assistant in the University of Pittsburgh Football

Recruiting Office from 2019-22. In his role at Pittsburgh, Smith would assist directors of recruiting and player personnel with program logistics, talent acquisitions and talent recruitment. Smith earned a bachelor's degree in communications and public and professional writing from Pittsburgh in 2021.



James McClintock is in his first season as a BLESTO scout for the Atlanta Falcons.

McClintock came to Atlanta in 2022 as a scouting assistant on the personnel staff. Prior to joining the Falcons, he served as the assistant director of player personnel at Auburn where he provided oversight of the offensive staff in the evaluation, management and recruitment of high school and transfer portal

prospects. McClintock also served as a graduate assistant at Liberty University in 2020 and a recruiting analyst at the University of North Carolina from 2018-19.

He earned a bachelor's degree in commerce, marketing and international business from the University of Sydney in Australia in 2017 and earned a Masters in sports management, coaching and athletic administration from Liberty in 2021.



BRIAN ZECHES
PLAYER PERSONNEL COORDINATOR

9TH
YEAR IN
THE NFL

1ST
YEAR WITH
THE FALCONS

Brian Zeches is in his first season as Player Personnel Coordinator for the Atlanta Falcons.

Zeches joins the Falcons after spending the past two years as a west area scout for the Reese's Senior Bowl. Prior to his time at the Senior Bowl, he spent seven seasons (2014-21) with the Washington Commanders as a personnel coordinator and pro

scout. Zeches got his start in the NFL working as a personnel assistant for the Kansas City Chiefs in 2012. He also served as an assistant football coach at New Mexico (2006-08), UTEP (2008-10) and Weber State (2010-12), also serving as an assistant recruiting coordinator during his time at UTEP.

He earned his bachelor's degree in business administration from Idaho State in 2005.



Olsen joins the Falcons after 13 seasons (2007-19) with the Houston Texans where he served as the senior vice president of football administration. Olsen's primary responsibility with the Texans was to work close with the general manager on negotiating player contracts and managing the salary cap.

Prior to joining the Texans, Olsen spent 13 years (1994-2006) working at the National Football League office in New York. Olsen served as the manager of labor operations with the NFL management council from 1999-2006 where he was responsible for reviewing and analyzing player contracts to ensure teams were in compliance with the Collective Bargaining Agreement (CBA) and salary cap, as well as provided assistance to club executives pertaining to player-related areas of the CBA. He also served as the league's liaison to the NFLPA regarding player contract matters, while working as a national game representative and instant replay communicator.

He began his tenure with the league office in 1994 as an analyst in the player personnel department. After being promoted to coordinator in 1998, Olsen became responsible for all facets of

the player petition process on special eligibility for the NFL Draft (underclassmen prospects), including coordinating player evaluations for the College Advisory Committee. Olsen also produced annual reports for the competition committee and reviews player contracts to ensure their complians with the NFL's constitution and bylaws.

Olsen began working in professional sports during his senior year in college with the Springfield Indians Hockey Club of the AHL in 1989-90 where he served as a public relations/marketing intern. After a brief stint working for Ark-Asset Management Company, a financial services firm in New York City, he continued his sports career in 1992 while graduating school by serving as a public relations/marketing intern for the Hartford Whalers of the NHL. Prior joining the NFL, Olsen also worked for the New Jersey State Golf Association.

A native of Little Silver, N.J., Olsen earned his degree in business administration from Western New England University in 1990 and earned a master's degree in sports management from Springfield College in 1997.



Kirsten Grohs joined the Falcons as a scouting coordinator in 2018 before becoming the manager of football administration during the 2018 season. Her duties include administration of player contracts and salary cap research & analysis for the team. She serves as liaison with NFLMC and NFLPP Departments and helps ensure compliance with all salary cap and player personnel rules. As a scouting coordinator, she aided in daily scouting operations. Grohs served as the liaison between club, players, agents, and schools to schedule workouts, manage logistics for player onboarding, and coordinated travel for scouts. She also supported the pro scouting staff with advance scouting and college scouts in preparation for the NFL Draft.

Grohs came to Atlanta from Mamba Sports Academy in Thousand Oaks, Calif. where she was the director of business operations from 2017-2018 and worked to support in the management of football programming, including logistics for the NFL Pre-Combine preparation program. Grohs spent four seasons with the Jacksonville Jaguars, first as a contract research and salary cap analyst (2013-2016) and later as manager of football administration. She also has experience as an assistant with the CFL's Hamilton Tiger-Cats and as a graduate assistant at Ohio University.

Grohs graduated with honors at Wilfrid Laurier University in Waterloo, Ontario and later earned Masters degrees in Business Administration and Sports Administration.



JAKE PFEIL
DIRECTOR OF SPORTS MEDICINE



3RD
YEAR IN THE NFL

3RD
YEAR WITH THE FALCONS

The Atlanta Falcons have hired Jake Pfeil as Director of Sports Medicine on April 13, 2021.

Pfeil joins the Falcons after spending 15 years at Florida State. Since 2011, Pfeil has held the title of Executive Associate Director of Sports Medicine – Head Athletic Trainer and oversaw the daily medical care of the Seminole football team, injury and illness management, prevention and recovery. Prior to taking on the role of head athletic trainer for FSU football, he was as the athletic trainer for the Seminole baseball program for six seasons.

“Throughout the search process, Jake Pfeil’s acumen and passion for building relationships and providing high-level medical care continually stood out to us, and we look forward to

he and his family joining our team,” said Falcons general manager Terry Fontenot. “He possesses a wealth of knowledge and experience in the sports medicine field and will play an integral role in our team’s on-field performance.”

He is certified by the National Athletic Trainers Association Board of Certification and earned his master’s degree in sport administration from Mississippi State University in 2002. While at Mississippi State, Pfeil worked as a graduate assistant athletic trainer with the Bulldogs football program. He graduated from Florida State in 2000 with a bachelor’s degree in sport management with an emphasis in athletic training, while also serving as a student athletic trainer with football and baseball. Pfeil spent two summers as an intern with the Falcons in 1999 and 2000 and was a seasonal assistant athletic trainer for the club in 2002.



DANNY LONG
ASSISTANT ATHLETIC TRAINER



16TH
YEAR IN THE NFL

11TH
YEAR WITH THE FALCONS

Danny Long embarks on his 11th year as an assistant athletic trainer for the Falcons. Long provides support for Director of Sports Medicine, Jake Pfeil, and assists in the daily care of players, treatment, and rehabilitation. Long was a member of the Cleveland Browns staff from 2005-09. Long started as a summer intern in '05 before being hired full-time as an assistant. Along with the daily care for players, he assisted in rehabilitation,

treatment, and the hiring of training camp interns. Before joining the Browns staff, Long attended the Master’s program at Auburn University (2003-05) and served as a graduate assistant. From 2001-02, Long was a summer intern for the Falcons training staff before making his first stop in Cleveland. He attended the University of South Carolina as an undergraduate and earned his degree in Science Physical Education with a minor in Athletic Training.



ARI COWEN
ASSISTANT ATHLETIC TRAINER



4TH
YEAR IN THE NFL

4TH
YEAR WITH THE FALCONS

Ari Cowen is entering his fourth season with the Atlanta Falcons; his first as an assistant athletic trainer after serving as a seasonal intern in 2017. He graduated with an undergraduate degree from Penn State University (2014) where he worked with the football

program and spent the 2013 summer as an intern with the Chicago Bears. Following his undergraduate degree, Cowen completed his Master's Degree at the University of South Carolina (2017) where he served as a graduate assistant for the football team.



JAMAL RANDALL
ASSISTANT ATHLETIC TRAINER/PHYSICAL THERAPIST



4TH
YEAR IN THE NFL

4TH
YEAR WITH THE FALCONS

Jamal Randall is entering his fourth season with the Atlanta Falcons as Physical Therapist and Assistant Athletic Trainer. He graduated with a B.S. in Athletic Training from the University of Mobile. Randall also earned a Doctor of Physical Therapy degree from Alabama State University. His past work experiences include

summer internships with the Cleveland Browns, adjunct athletic training faculty at the University of Mobile and outpatient manual physical therapist. Randall's certification includes certified athletic trainer (ATC) and board-certified clinical specialist in orthopedic physical therapy (OCS) via the American Physical Therapy Association.



STEVEN BENJAMIN
SPORTS REGISTERED DIETITIAN



2ND
YEAR IN THE NFL

2ND
YEAR WITH THE FALCONS

Steven Benjamin is in his fourth NFL season and third as the Sports Registered Dietitian for the Atlanta Falcons.

Prior to Atlanta, Benjamin spent the 2019 season as the nutrition assistant for the Jacksonville Jaguars. He also served as the Performance Nutrition Student Assistant at Clemson University (2017-18), the Emergency Department Technician at the Medical University of South Carolina (2016) and as the Performance

Coach and Director of Sports Nutrition at Pro Performance Athletics in Charleston, S.C. (2014-16).

Benjamin earned a Bachelor of Science degree in Education and Human Ecology from Ohio State University in 2013. He also earned a Master's degree in Food, Nutrition and Culinary Sciences from Clemson University in 2018, and participated in an Accreditation Council for Education in Nutrition and Dietetics (ACEND) internship at the University of Houston from 2018-19.



PLAYERS

2023





**MICAH
ABERNATHY**
PRACTICE SQUAD SAFETY

29



Height: 6-0
DOB: 2/10/1997 (Age: 26)
Experience: 1 Yr
With Falcons: 1 Yr
Weight: 195 lbs
School: Tennessee
Acquired: FS-22
Hometown: Norcross, Ga.

ΤΥ ΑΟΑ ΑΦ ΜΙΤ ΟΥΔΕ

- » Spent the final two weeks on the Falcons active roster after being signed off the Packers practice squad.

ΟΥ Ε ΟΟ

- » Appeared in two games for the Green Bay Packers in 2022 prior to being signed by the Falcons.
- » Registered one special teams tackle with the Packers against the Chicago Bears in Week 13 of this season.
- » Has also spent time with the Minnesota Vikings, Tampa Bay Buccaneers and Indianapolis Colts.

ΟΑΑΑΟΟ

- » Appeared in 44 games (30 starts) over four seasons (2015-2018) at the University of Tennessee.
- » Recorded 197 total tackles (128 solo), 11 passes defended, seven tackles for loss, five fumble recoveries and two interceptions for the Volunteers.
- » As a senior in 2018, Abernathy started all eight games registering 38 total tackles (22 solo), three tackles for loss, one pass deflection and one fumble recovery despite missing four games.
- » Played in all 12 games (12 starts) as a junior in 2017 and finished with a career-high 81 total tackles (47 solo), two passes defended, one tackle for loss and one fumble recovery. His 81 tackles on the season were the

third-most on the team.

- » In 2016, he appeared in 12 games (10 starts) and recorded 69 total tackles (52 solo), six passes defenses, three tackles for loss, three fumble recoveries and a career-high two interceptions. His six passes defended and two interceptions both tied for a team best.
- » Named SEC Defensive Player of the Week in 2016 for his performance against Virginia Tech (9/16) after recording three solo tackles and setting a new program record with three fumble recoveries.

ΑΟΕ ΑΑ Α

- » Attended Greater Atlanta Christian High School in Gwinnett County, Georgia.
- » Selected to the 2015 Under Armour All-America Game, becoming the first player from Greater Atlanta Christian High School to play in the game.
- » Named 2014 Atlanta Journal-Constitution Offensive Player of the Year.
- » Named First Team All-State by the Associated Press as a junior in 2013.
- » Recipient of the Lambert Athletic Scholarship.
- » Grandfather Ralph David Abernathy Sr., was a leader of the American Civil Rights Movement and was a close associate of Martin Luther King Jr.
- » Son of Annette and Ralph David Abernathy III.
- » Majored in Finance at Tennessee.

TRANSACTIONS

- » Originally signed by the Minnesota Vikings following the 2019 NFL Draft.
- » Released by the Minnesota Vikings on July 24, 2019.
- » Signed by the Tampa Bay Buccaneers on Aug. 11, 2019.
- » Released by the Tampa Bay Buccaneers on Aug. 14, 2019.
- » Signed by the Indianapolis Colts on Aug. 26, 2019.
- » Released by the Indianapolis Colts on Aug. 31, 2019.
- » Signed by the Green Bay Packers on Aug. 10, 2022.
- » Released by the Green Bay Packers on Aug. 31, 2022.
- » Signed to the Green Bay Packers practice squad on Sept. 2, 2022.
- » Signed by the Atlanta Falcons on Dec. 31, 2022.

MICAH ABERNATHY'S NFL REGULAR SEASON DEFENSIVE STATISTICS

DATE	TEAM	GP	TACKLES							INTERCEPTIONS							FUMBLES					ST			MISC		
			GS	TK	S	A	TFL	YDS	SK	YDS	QBH	NO	YDS	LG	TD	PD	FF	FR	TD	YDS	TK	S	A	FF	FR	S	A
2022	Packers	2	0	0	0	0	0	0	0	0.0	0.0	0	0	0	0	0	0	0	0	0	1	0	1	0	0	0	0
NFL TOTALS		2	0	0	0	0	0	0	0.0	0.0	0	0	0	0	0	0	0	0	0	1	0	1	0	0	0	0	

MICAH ABERNATHY'S 2022 GXG REGULAR-SEASON STATISTICS (PACKERS)

DATE	OPPONENT	P/S	TACKLES							INTERCEPTIONS							FUMBLES					ST			MISC			
			TK	S	A	SK	YDS	TFL	YDS	QBH	NO	YDS	LG	TD	PD	FF	FR	TD	YDS	TK	S	A	FF	FR	S	A	W/L	SCORE
09/11	at Vikings																									L	7-23	
09/18	Bears																									W	27-10	
09/25	at Buccaneers																									W	14-12	
10/02	Patriots																									W	27-24+	
10/09	Giants																									L	22-27	
10/16	Jets																									L	10-27	
10/23	at Commanders																									L	21-23	
10/30	at Bills																									L	17-27	
11/06	at Lions																									L	9-15	
11/13	Cowboys																									W	31-28+	
11/17	Titans																									L	17-27	
11/27	at Eagles																									L	33-40	
12/04	at Bears	P	0	0	0	0	0	0	0	0	0	0	0	0	0	0	0	0	0	1	0	1	0	0	0	0	W	28-19
12/19	Rams																										W	24-12
12/25	at Dolphins																										W	26-20
01/01	Vikings																										W	41-17
01/08	Lions																										L	16-20
2022 TOTALS		1-0	0	0	0	0	0	0	0	0	0	0	0	0	0	0	0	0	0	1	0	1	0	0	0	0	8-9	

+- Overtime

DEE ALFORD'S NFL REGULAR SEASON DEFENSIVE STATISTICS

		TACKLES										INTERCEPTIONS						FUMBLES				ST				MISC			
DATE	TEAM	GP	GS	TK	S	A	TFL	YDS	SK	YDS	QBH	NO	YDS	LG	TD	PD	FF	FR	TD	YDS	TK	S	A	FF	FR	S	A		
2022	Falcons	16	0	25	18	7	1	26	0.5	3.5	1	1	0	0	0	7	0	0	0	0	0	0	0	0	0	0	0	0	
NFL TOTALS		16	0	25	18	7	1	26	0.5	3.5	1	1	0	0	0	7	0	0	0	0	0	0	0	0	0	0	0		

DEE ALFORD'S SINGLE-GAME HIGHS: DEFENSIVE

Total Tackles 7 at Tampa Bay Buccaneers, Oct 09, 2022
 3 vs. Arizona Cardinals, Jan 01, 2023
 3 vs. Cleveland Browns, Oct 02, 2022

Solo Tackles 4 at Tampa Bay Buccaneers, Oct 09, 2022
 3 vs. Arizona Cardinals, Jan 01, 2023
 3 vs. Cleveland Browns, Oct 02, 2022

Passes Defensed 2 at Tampa Bay Buccaneers, Oct 09, 2022
 1 vs. Arizona Cardinals, Jan 01, 2023
 1 at New Orleans Saints, Dec 18, 2022
 ...3 more at 1.

Tackles For Loss 1 at Los Angeles Rams, Sep 18, 2022
Interceptions 1 vs. Cleveland Browns, Oct 02, 2022

DEE ALFORD'S 2022 GXG REGULAR-SEASON STATISTICS (FALCONS)

		TACKLES										INTERCEPTIONS						FUMBLES				ST				MISC			
DATE	OPPONENT	P/S	TK	S	A	SK	YDS	TFL	YDS	QBH	NO	YDS	LG	TD	PD	FF	FR	TD	YDS	TK	S	A	FF	FR	S	A	W/L	SCORE	
09/11	Saints	P	2	2	0	0	0.0	0.0	0	0	0	0	0	0	0	0	0	0	0	0	0	0	0	0	0	0	0	L	26-27
09/18	at Rams	P	2	2	0	0	0.0	0.0	1	26	0	0	0	0	0	0	0	0	0	0	0	0	0	0	0	0	0	L	27-31
09/25	at Seahawks	P	0	0	0	0	0.0	0.0	0	0	0	0	0	0	0	0	0	0	0	0	0	0	0	0	0	0	0	W	27-23
10/02	Browns	P	3	3	0	0	0.0	0.0	0	0	0	1	0	0	0	1	0	0	0	0	0	0	0	0	0	0	0	W	23-20
10/09	at Buccaneers	P	7	4	3	0	0.0	0.0	0	0	0	0	0	0	2	0	0	0	0	0	0	0	0	0	0	0	L	15-21	
10/16	49ers	P	0	0	0	0	0.0	0.0	0	0	0	0	0	0	0	0	0	0	0	0	0	0	0	0	0	0	W	28-14	
10/23	at Bengals		ON INACTIVE LIST																							L	17-35		
10/30	Panthers	P	0	0	0	0	0.0	0.0	0	0	0	0	0	0	1	0	0	0	0	0	0	0	0	0	0	0	0	W	37-34+
11/06	Chargers	P	0	0	0	0	0.0	0.0	0	0	0	0	0	0	0	0	0	0	0	0	0	0	0	0	0	0	0	L	17-20
11/10	at Panthers	P	1	0	1	0.5	3.5	0	0	1	0	0	0	0	1	0	0	0	0	0	0	0	0	0	0	0	0	L	15-25
11/20	Bears	P	1	1	0	0	0.0	0.0	0	0	0	0	0	0	0	0	0	0	0	0	0	0	0	0	0	0	0	W	27-24
11/27	at Commanders	P	2	1	1	0	0.0	0.0	0	0	0	0	0	0	0	0	0	0	0	0	0	0	0	0	0	0	0	L	13-19
12/04	Steelers	P	2	0	2	0	0.0	0.0	0	0	0	0	0	0	0	0	0	0	0	0	0	0	0	0	0	0	0	L	16-19
12/18	at Saints	P	0	0	0	0	0.0	0.0	0	0	0	0	0	0	1	0	0	0	0	0	0	0	0	0	0	0	0	L	18-21
12/24	at Ravens	P	0	0	0	0	0.0	0.0	0	0	0	0	0	0	0	0	0	0	0	0	0	0	0	0	0	0	0	L	9-17
01/01	Cardinals	P	3	3	0	0	0.0	0.0	0	0	0	0	0	0	1	0	0	0	0	0	0	0	0	0	0	0	0	W	20-19
01/08	Buccaneers	P	2	2	0	0	0.0	0.0	0	0	0	0	0	0	0	0	0	0	0	0	0	0	0	0	0	0	0	W	30-17
2022 TOTALS		16-0	25	18	7	0.5	3.5	1	26	1	1	0	0	0	7	0	0	0	0	0	0	0	0	0	0	0	7-10		

+ - Overtime

JOSH ALI'S 2022 GXG REGULAR-SEASON STATISTICS (FALCONS)

DATE	OPPONENT	P/S	RECEIVING					RUSHING					W/L	SCORE
			NO.	YDS.	AVG.	LG	TD	NO.	YDS.	AVG.	LG	TD		
09/11	Saints												L	26-27
09/18	at Rams												L	27-31
09/25	at Seahawks												W	27-23
10/02	Browns												W	23-20
10/09	at Buccaneers												L	15-21
10/16	49ers												W	28-14
10/23	at Bengals												L	17-35
10/30	Panthers												W	37-34+
11/06	Chargers												L	17-20
11/10	at Panthers												L	15-25
11/20	Bears												W	27-24
11/27	at Commanders												L	13-19
12/04	Steelers												L	16-19
12/18	at Saints												L	18-21
12/24	at Ravens												L	9-17
01/01	Cardinals	P	0	0	0.0	0	0	0	0	0.0	0	0	W	20-19
01/08	Buccaneers												W	30-17
2022 TOTALS		1-0	0	0	0.0	0	0	0	0	0.0	0	0	7-10	

+ - Overtime

TYLER ALLGEIER
ACTIVE | RUNNING BACK

25

Height: 5-10 | Weight: 226 lbs
DOB: 4/15/2000 (age-23) | School: BYU
Experience: 2 Yrs | Acquired: D5 22
With Falcons: 2 Yrs | Pronunciation: al-jeer
Hometown: Fontana, Calif.

TYLER ALLGEIER'S HIGHLIGHTS

- » Played in 16 games (seven starts), totaling 1,174 yards from scrimmage (1,035 rushing, 139 receiving) on 226 touches.
- » Set a rookie franchise record with 1,035 rushing yards, surpassing William Andrews' previous record of 1,023 yards in 1979. He became the sixth rookie selected in the fifth round-or-later, to rush for at least 1,000 yards in the past 20 seasons.
- » He averaged 107.8 yards per game over the final four games of the season against New Orleans, Baltimore, Arizona and Tampa Bay, second most in the NFL over that span.
- » In Week 14 vs. New Orleans, he rushed for a career-high 139 yards on 17 carries (8.2 avg.) and one rushing touchdown.

ACHIEVEMENTS

- » PFWA All-Rookie Selection (2022)

COLLEGE CAREER

- » Allgeier played in 41 games, 21 starts, over four years for the Cougars.
- » He totaled 2,899 yards on 452 carries with 36 touchdowns while averaging 6.4 yards per carry. He also added 46 catches for 437 yards and one touchdown.
- » A former walk-on, Allgeier redshirted in 2018 and then spent time as a two-way player in 2019, playing both running back and linebacker.

- » The 5-foot-10, 224-pound running back was a second-team All-American in 2021 after he set a single-season school record with 1,601 rushing yards.
- » The Fontana, Calif., native led the FBS with 23 rushing touchdowns and averaged 5.8 yards per carry.
- » A physical runner, Allgeier recorded 70-percent of his rushing yardage after contact, according to The Athletic's Dane Brugler.
- » Allgeier had a breakout campaign in 2020 earning honorable mention All-America honors after leading the team with 1,130 yards on 150 carries.
- » He ranked seventh in the FBS, averaging 7.5 yards per carry, and tied for 10th with 13 rushing touchdowns.
- » During the 2019 season, Allgeier played both running back and linebacker posting 119 yards on 17 carries while notching 26 tackles.
- » He played four games in 2018 before redshirting.

PROFESSIONAL CAREER

- » He is the all-time leading rusher for Kaiser High School. Ran for more than 5,000 yards in high school, scored 56 rushing touchdowns, and averaged 8.3 yards per carry.
- » As a senior, he rushed for 2,470 yards on 231 carries and scored 29 touchdowns.
- » Allgeier was a two-way player that also posted 126 total tackles, five sacks, two interceptions and two fumble recoveries on defense.
- » He grew up in Fontana, California, same city as BYU all-time leading rusher Jamaal Williams.

IN THE COMMUNITY

COMMUNITY SERVICE

- » Assisted teammate Keith Smith's "A December to Remember" with participants from Positive Impact International and Gwinnett County Safe Place.
- » Volunteered by serving lunch and packing meals for families at Crossroads Community Ministries.
- » Visited and spent time with patients at Children's Healthcare of Atlanta-Scottish Rite.
- » Participated in Hometown Huddle where the entire team volunteered and cleaned Anderson Park in Atlanta.
- » Spent a day celebrating hospital staff at Children's Healthcare of Atlanta-Egleston with a season kickoff party filled with games and food trucks.
- » Attended Fishing with the Falcons Boat Day, where players spend time fishing with military veterans.
- » Participated in the Fishing with the Falcons Captains Dinner.

TRANSACTIONS

» Selected by the Atlanta Falcons in the fifth round (151st overall) of the 2022 NFL Draft.

REGULAR SEASON COMPARISON: RECEIVING - CAROLINA PANTHERS

DATE	OPP	W/L	GP/GS	REC	YDS.	AVG.	TD	LG	TGTS	YAC
10/30/22	ATL vs. CAR	W	S	3	46	15.3	1	25t	3	54
11/10/22	ATL @ CAR	L	P	3	-17	-5.7	0	-5	3	1
TOTALS		1/1	2/1	6	29	4.8	1	25t	6	55

TYLER ALLGEIER'S NFL REGULAR SEASON RUSHING/RECEIVING STATISTICS

		RUSHING							RECEIVING				
DATE	TEAM	GP	GS	NO.	YDS.	AVG.	LG	TD	NO.	YDS.	AVG.	LG	TD
2022	Falcons	16	7	210	1,035	4.9	44	3	16	139	8.7	26	1
NFL TOTALS		16	7	210	1,035	4.9	44	3	16	139	8.7	26	1

TYLER ALLGEIER'S NFL REGULAR SEASON RETURN STATISTICS

		KICKOFF RETURNS					PUNT RETURNS					
DATE	TEAM	RET.	YDS.	AVG.	LG	TD	NO.	FC	YDS.	AVG.	LG	TD
2022	Falcons	0	0	0.0	0	0	0	0	0	0.0	0	0
NFL TOTALS		0	0	0.0	0	0	0	0	0	0.0	0	0

TYLER ALLGEIER'S SINGLE-GAME HIGHS: RUSHING/RECEIVING

Rush Attempts	24 vs. Tampa Bay Buccaneers, Jan 08, 2023 20 vs. Arizona Cardinals, Jan 01, 2023 18 at Baltimore Ravens, Dec 24, 2022	Receiving Average	15.3 vs. Carolina Panthers, Oct 30, 2022 10.8 at Baltimore Ravens, Dec 24, 2022 26 at Baltimore Ravens, Dec 24, 2022
Rushing Yards	139 at New Orleans Saints, Dec 18, 2022 135 vs. Tampa Bay Buccaneers, Jan 08, 2023 99 vs. Los Angeles Chargers, Nov 06, 2022	Longest Receptions	25t vs. Carolina Panthers, Oct 30, 2022 24 vs. Los Angeles Chargers, Nov 06, 2022 1 vs. Carolina Panthers, Oct 30, 2022
Rushing Average	9.9 vs. Los Angeles Chargers, Nov 06, 2022 8.4 vs. Cleveland Browns, Oct 02, 2022 8.2 at New Orleans Saints, Dec 18, 2022	Receiving TDs	136 at New Orleans Saints, Dec 18, 2022
Longest Runs	44 vs. Los Angeles Chargers, Nov 06, 2022 43 at New Orleans Saints, Dec 18, 2022 42 vs. Cleveland Browns, Oct 02, 2022	All-Purpose Yards	135 vs. Tampa Bay Buccaneers, Jan 08, 2023 123 vs. Los Angeles Chargers, Nov 06, 2022
Rushing TDs	1 vs. Arizona Cardinals, Jan 01, 2023 1 at New Orleans Saints, Dec 18, 2022 ...1 more at 1.	Special Teams Tackles	1 vs. Los Angeles Chargers, Nov 06, 2022
Receptions	4 at Baltimore Ravens, Dec 24, 2022 3 at Carolina Panthers, Nov 10, 2022 3 vs. Carolina Panthers, Oct 30, 2022	Most TDs	1 vs. Arizona Cardinals, Jan 01, 2023 1 at New Orleans Saints, Dec 18, 2022 ...2 more at 1.
Receiving Yards	46 vs. Carolina Panthers, Oct 30, 2022 43 at Baltimore Ravens, Dec 24, 2022 24 vs. Los Angeles Chargers, Nov 06, 2022	Miscellaneous Tackles	1 at Baltimore Ravens, Dec 24, 2022

TYLER ALLGEIER'S 100-YARD RUSHING GAMES (2): REGULAR SEASON

DATE	TEAM	ATT.	YDS.	AVG.	LG	TD
12/18/22	at Saints	17	139	8.2	43	1
01/08/23	BUCCANEER RS	24	135	5.6	28	0

TYLER ALLGEIER'S 2022 GXG REGULAR-SEASON STATISTICS (FALCONS)

DATE	OPPONENT	P/S	RUSHING						RECEIVING						W/L	SCORE	
			NO.	YDS.	AVG.	LG	TD	NO.	YDS.	AVG.	LG	TD					
09/11	Saints		ON INACTIVE LIST													L	26-27
09/18	at Rams	P	10	30	3.0	9	0	0	0	0.0	0	0	L	27-31			
09/25	at Seahawks	P	6	25	4.2	7	0	1	5	5.0	5	0	W	27-23			
10/02	Browns	P	10	84	8.4	42	0	1	20	20.0	20	0	W	23-20			
10/09	at Buccaneers	S	13	45	3.5	17	0	0	0	0.0	0	0	L	15-21			
10/16	49ers	S	15	51	3.4	8	0	0	0	0.0	0	0	W	28-14			
10/23	at Bengals	S	16	50	3.1	9	1	0	0	0.0	0	0	L	17-35			
10/30	Panthers	S	14	39	2.8	13	0	3	46	15.3	25t	1	W	37-34+			
11/06	Chargers	P	10	99	9.9	44	0	1	24	24.0	24	0	L	17-20			
11/10	at Panthers	P	8	20	2.5	6	0	3	-17	-5.7	-5	0	L	15-25			
11/20	Bears	P	8	55	6.9	26	0	1	9	9.0	9	0	W	27-24			
11/27	at Commanders	P	11	54	4.9	15	0	0	0	0.0	0	0	L	13-19			
12/04	Steelers	S	10	52	5.2	20	0	0	0	0.0	0	0	L	16-19			
12/18	at Saints	S	17	139	8.2	43	1	1	-3	-3.0	-3	0	L	18-21			
12/24	at Ravens	P	18	74	4.1	16	0	4	43	10.8	26	0	L	9-17			
01/01	Cardinals	P	20	83	4.2	17	1	1	12	12.0	12	0	W	20-19			
01/08	Buccaneers	S	24	135	5.6	28	0	0	0	0.0	0	0	W	30-17			
2022 TOTALS		16-7	210	1,035	4.9	44	3	16	139	8.7	26	1	7-10				

+ - Overtime

TROY ANDERSEN
ACTIVE / INSIDE LINEBACKER

44

Height: 6-4 Weight: 239 lbs
DOB: 4/23/1990 (age-24) School: Montana State
Experience: 2 Yrs Acquired: D2B '22
With Falcons: 2 Yrs Hometown: Dillon, Mt.

ΤΥ ΑΘΛΑÇ ΜÏΤ ÛΔΕ

- » Played in all 17 games (five starts) totaling 62 total tackles (35 solo), three tackles for loss, three quarterback hits, one forced fumble and one pass defended. He also added seven special teams tackles (five solo).
- » In his first career start in Week 6 vs. San Francisco, he recorded 12 total tackles (six solo), which is the second-most in a Falcons first-career start since 2000. Only DB Kemal Ishmael (14) had more in 2014.
- » Recorded his first career forced fumble in Week 16 vs. Baltimore.
- » Tied for second on the team with seven special teams tackles and blocked a punt in the fourth quarter of Week 2 vs. Los Angeles Rams, which was returned for a touchdown (Lorenzo Carter).

- » Named the 2021 FCS ADA Defensive Player of the Year and was a unanimous first-team All-American.
- » 2020 season was cancelled due to COVID-19.
- » Played running back and linebacker in 2019 and earned first-team All-America and first-team All-Big Sky honors, recording 54 total tackles, 11.5 tackles for loss, 6.5 sacks, six passes defended, one interception, seven rushing touchdowns and one touchdown pass.
- » Began his career as a running back and linebacker, rushing for 515 yards on 90 carries (5.7 avg.) and five touchdowns, adding seven catches for 45 yards and one touchdown in 2017, and was named the Big Sky Freshman of the Year in 2017.
- » Converted to quarterback and earned first-team All-Big Sky honors and third-team All-America honors with a school-record 21 rushing touchdowns in 2018.

ΔΑÄÄÖÖÖÖ

- » Spent four seasons (2017-19; 2021) at Montana State University where played running back, linebacker and quarterback.
- » Tallied 214 total tackles, 27.5 tackles for loss, 10.5 sacks, 15 passes defended and three interceptions in 50 games (40 starts).
- » Also recorded the second-most rushing touchdowns (33), sixth-most 100-rushing yard games (11), and ninth-most rushing yards (2,260) in program history.
- » Notched 147 total tackles, 14 tackles for loss, 2.0 sacks, nine passes defended and two interceptions in 15 games (15 starts) in 2021.

ÆÖÇÇÄÄÿÄ

- » Native of Dillon, Mt. where he attended Beaverhead County High School.
- » Helped lead Beaverhead to Class A title games as a junior and senior, winning the 2016 championship...
- » Named a Class A all-state quarterback as a junior and senior...
- » Earned All-USA Montana first team safety and Defensive Player of the Year honors...
- » Threw for 1,403 yards in 2016, rushing for 877 and accounting for 30 total touchdowns, while also recording 71 tackles, three interceptions and two fumbles recovered.
- » Also lettered in basketball and track.

IN THE COMMUNITY

ÖÖÖÖNEÏ JÏN

- » Volunteered by serving lunch and packing meals for families at Crossroads Community Ministries.
- » Visited and spent time with patients at Children's Healthcare of Atlanta-Scottish Rite.
- » Participated in Hometown Huddle where the entire team volunteered and cleaned Anderson Park in Atlanta.
- » Participated in a physical education class with students at Eagle Ranch.
- » Attended Fishing with the Falcons Boat Day, where players spends time fishing with military veterans.

TRANSACTIONS

- » Originally selected by the Atlanta Falcons in the second round (58th overall) of the 2022 NFL Draft.

REGULAR SEASON COMPARISON: DEFENSIVE - CAROLINA PANTHERS

DATE	OPP	TACKLES											MISC				
		W/L	GP/GS	TOT	SOLO	ASST	SACK	YDS.	INT	TFL	PD	QBH	TD	FF	FR		
10/30/22	ATL vs. CAR	W	P	1	0	1	0.0	0.0	0	0	0	0	0	0	0	0	0
11/10/22	ATL @ CAR	L	P	1	0	1	0.0	0.0	0	0	0	0	0	0	0	0	0
TOTALS		1/1	2/0	2	0	2	0.0	0.0	0	0	0	0	0	0	0	0	0

TROY ANDERSEN'S NFL REGULAR SEASON DEFENSIVE STATISTICS

DATE	TEAM	GP	TACKLES							INTERCEPTIONS					FUMBLES			ST		MISC							
			GS	TK	S	A	TFL	YDS	SK	YDS	QBH	NO	YDS	LG	TD	PD	FF	FR	TD	YDS	TK	S	A	FF	FR	S	A
2022	Falcons	17	5	62	35	27	3	3	0.0	0.0	3	0	0	0	0	1	1	0	0	0	7	5	2	0	0	0	0
NFL TOTALS		17	5	62	35	27	3	3	0.0	0.0	3	0	0	0	0	1	1	0	0	0	7	5	2	0	0	0	0

TROY ANDERSEN'S SINGLE-GAME HIGHS: DEFENSIVE

- | | |
|--|---|
| <p>Total Tackles 12 vs. San Francisco 49ers, Oct 16, 2022
7 at New Orleans Saints, Dec 18, 2022
6 at Cincinnati Bengals, Oct 23, 2022</p> <p>Solo Tackles 6 vs. San Francisco 49ers, Oct 16, 2022
5 at New Orleans Saints, Dec 18, 2022
4 vs. Chicago Bears, Nov 20, 2022
...1 more at 4.</p> <p>Forced Fumbles 1 at Baltimore Ravens, Dec 24, 2022</p> | <p>Tackles For Loss 1 at Washington Commanders, Nov 27, 2022
1 vs. Chicago Bears, Nov 20, 2022
...1 more at 1.</p> <p>Special Teams Tackles 1 vs. Arizona Cardinals, Jan 01, 2023
1 at Baltimore Ravens, Dec 24, 2022
...4 more at 1.</p> |
|--|---|

TROY ANDERSEN'S 2022 GXG REGULAR-SEASON STATISTICS (FALCONS)

DATE	OPPONENT	P/S	TACKLES							INTERCEPTIONS					FUMBLES			ST		MISC						
			TK	S	A	SK	YDS	TFL	YDS	QBH	NO	YDS	LG	TD	PD	FF	FR	TD	YDS	TK	S	A	FF	FR	S	A
09/11	Saints	P	0	0	0.0	0.0	0	0	0	0	0	0	0	0	0	0	0	0	0	0	0	0	0	0	L	26-27
09/18	at Rams	P	1	0	10.0	0.0	0	0	0	0	0	0	0	0	0	0	0	1	1	0	0	0	0	0	L	27-31
09/25	at Seahawks	P	3	3	0.0	0.0	0	0	0	0	0	0	0	0	0	0	0	0	0	0	0	0	0	0	W	27-23
10/02	Browns	P	2	0	20.0	0.0	0	0	0	0	0	0	0	0	0	0	0	1	0	1	0	0	0	0	W	23-20
10/09	at Buccaneers	P	4	3	10.0	0.0	1	2	1	0	0	0	0	0	0	0	0	1	1	0	0	0	0	0	L	15-21
10/16	49ers	S	12	6	60.0	0.0	0	0	0	0	0	0	0	0	0	0	0	1	1	0	0	0	0	0	W	28-14
10/23	at Bengals	P	6	4	20.0	0.0	0	0	0	0	0	0	0	0	0	0	0	0	0	0	0	0	0	0	L	17-35
10/30	Panthers	P	1	0	10.0	0.0	0	0	0	0	0	0	0	0	0	0	0	0	0	0	0	0	0	0	W	37-34+
11/06	Chargers	P	0	0	0.0	0.0	0	0	0	0	0	0	0	1	0	0	0	0	0	0	0	0	0	0	L	17-20
11/10	at Panthers	P	1	0	10.0	0.0	0	0	0	0	0	0	0	0	0	0	0	0	0	0	0	0	0	0	L	15-25
11/20	Bears	P	5	4	10.0	0.0	1	1	0	0	0	0	0	0	0	0	0	0	0	0	0	0	0	0	W	27-24
11/27	at Commanders	P	5	2	30.0	0.0	1	0	0	0	0	0	0	0	0	0	0	0	0	0	0	0	0	0	L	13-19
12/04	Steelers	P	4	2	20.0	0.0	0	0	0	0	0	0	0	0	0	0	0	0	0	0	0	0	0	0	L	16-19
12/18	at Saints	S	7	5	20.0	0.0	0	0	0	0	0	0	0	0	0	0	0	0	0	0	0	0	0	0	L	18-21
12/24	at Ravens	S	3	1	20.0	0.0	0	0	0	0	0	0	0	0	1	0	0	0	1	1	0	0	0	0	L	9-17
01/01	Cardinals	S	5	2	30.0	0.0	0	0	0	0	0	0	0	0	0	0	0	1	0	1	0	0	0	0	W	20-19
01/08	Buccaneers	S	3	3	0.0	0.0	0	0	2	0	0	0	0	0	0	0	0	1	1	0	0	0	0	0	W	30-17
2022 TOTALS		17-5	62	35	27	0.0	0.0	3	3	3	0	0	0	0	1	1	0	0	0	7	5	2	0	0	0	7-10

+ - Overtime

REGULAR SEASON COMPARISON: DEFENSIVE - CAROLINA PANTHERS

DATE	OPP	TACKLES													MISC			
		W/L	GP/GS	TOT	SOLO	ASST	SACK	YDS.	INT	TFL	PD	QBH	TD	FF	FR			
10/30/22	ATL vs. CAR	W	S	3	3	0	0.0	0.0	0	0	3	0	0	0	0			
TOTALS		1/0	1/1	3	3	0	0.0	0.0	0	0	3	0	0	0				

CORNELL ARMSTRONG'S NFL REGULAR SEASON DEFENSIVE STATISTICS

DATE	TEAM	GP	TACKLES										INTERCEPTIONS					FUMBLES					ST				MISC	
			GS	TK	S	A	TFL	YDS	SK	YDS	QBH	NO	YDS	LG	TD	PD	FF	FR	TD	YDS	TK	S	A	FF	FR	S	A	
2022	Falcons	10	4	33	22	11	0	0	0.0	0.0	0	0	0	0	0	7	0	0	0	0	0	0	0	0	0	0	0	
2021	Falcons	0	0	0	0	0	0	0	0.0	0.0	0	0	0	0	0	0	0	0	0	0	0	0	0	0	0	0		
Went from Houston to Atlanta.																												
2021	Texans	0	0	0	0	0	0	0	0.0	0.0	0	0	0	0	0	0	0	0	0	0	0	0	0	0	0	0	0	
2021	TOTAL	0	0	0	0	0	0	0.0	0.0	0	0	0	0	0	0	0	0	0	0	0	0	0	0	0	0	0		
2020	Texans	10	0	0	0	0	0	0	0.0	0.0	0	0	0	0	0	0	0	0	0	0	0	0	0	0	0	0		
2019	Texans	5	0	4	3	1	0	0	0.0	0.0	0	0	0	0	0	0	0	0	0	0	0	0	0	0	0	0		
2018	Dolphins	15	0	6	6	0	0	0	0.0	0.0	0	0	0	0	0	0	0	0	0	0	2	2	0	0	0	0		
NFL TOTALS		40	4	43	31	12	0	0	0.0	0.0	0	0	0	0	0	7	0	0	0	0	2	2	0	0	0	0		

CORNELL ARMSTRONG'S NFL POSTSEASON DEFENSIVE STATISTICS

DATE	TEAM	GP	TACKLES										INTERCEPTIONS					FUMBLES					ST				MISC	
			GS	TK	S	A	TFL	YDS	SK	YDS	QBH	NO	YDS	LG	TD	PD	FF	FR	TD	YDS	TK	S	A	FF	FR	S	A	
2019	Texans	0	0	0	0	0	0	0	0.0	0.0	0	0	0	0	0	0	0	0	0	0	0	0	0	0	0	0		
NFL TOTALS		0	0	0	0	0	0	0.0	0.0	0	0	0	0	0	0	0	0	0	0	0	0	0	0	0	0	0		

CORNELL ARMSTRONG'S SINGLE-GAME HIGHS: DEFENSIVE

Total Tackles 9 vs. Los Angeles Chargers, Nov 06, 2022
 8 at Cincinnati Bengals, Oct 23, 2022
 5 vs. Tampa Bay Buccaneers, Jan 08, 2023
 ...1 more at 5.

Solo Tackles 6 at Cincinnati Bengals, Oct 23, 2022
 5 vs. Los Angeles Chargers, Nov 06, 2022
 4 vs. Arizona Cardinals, Jan 01, 2023

Passes Defensed 3 vs. Carolina Panthers, Oct 30, 2022
 2 vs. Tampa Bay Buccaneers, Jan 08, 2023

Special Teams Tackles 1 at Indianapolis Colts, Nov 25, 2018
 1 vs. Oakland Raiders, Sep 23, 2018

CORNELL ARMSTRONG'S 2022 GXG REGULAR-SEASON STATISTICS (FALCONS)

DATE	OPPONENT	P/S	TACKLES										INTERCEPTIONS					FUMBLES					ST				MISC	
			TK	S	A	SK	YDS	TFL	YDS	QBH	NO	YDS	LG	TD	PD	FF	FR	TD	YDS	TK	S	A	FF	FR	S	A	W/L	SCORE
09/11	Saints																									L	26-27	
09/18	at Rams																									L	27-31	
09/25	at Seahawks																									W	27-23	
10/02	Browns																									W	23-20	
10/09	at Buccaneers																									L	15-21	
10/16	49ers																									W	28-14	
10/23	at Bengals																									L	17-35	
10/30	Panthers	S	3	3	0	0	0	0	0	0	0	0	3	0	0	0	0	0	0	0	0	0	0	0	0	0	W	37-34+
11/06	Chargers	S	9	5	4	0	0	0	0	0	0	0	0	0	0	0	0	0	0	0	0	0	0	0	0	L	17-20	
11/10	at Panthers	P	0	0	0	0	0	0	0	0	0	0	0	0	0	0	0	0	0	0	0	0	0	0	0	L	15-25	
11/20	Bears	P	0	0	0	0	0	0	0	0	0	0	0	0	0	0	0	0	0	0	0	0	0	0	0	W	27-24	
11/27	at Commanders																									L	13-19	
12/04	Steelers	P	0	0	0	0	0	0	0	0	0	0	0	0	0	0	0	0	0	0	0	0	0	0	0	L	16-19	
12/18	at Saints	P	2	1	1	0	0	0	0	0	0	0	0	0	0	0	0	0	0	0	0	0	0	0	0	L	18-21	
12/24	at Ravens	P	1	1	0	0	0	0	0	0	0	0	0	0	0	0	0	0	0	0	0	0	0	0	0	L	9-17	
01/01	Cardinals	S	5	4	1	0	0	0	0	0	0	0	1	0	0	0	0	0	0	0	0	0	0	0	0	W	20-19	
01/08	Buccaneers	S	5	2	3	0	0	0	0	0	0	0	2	0	0	0	0	0	0	0	0	0	0	0	0	W	30-17	
2022 TOTALS		9-4	25	16	9	0	0	0	0	0	0	0	6	0	0	0	0	0	0	0	0	0	0	0	0	7-10		

+ - Overtime

CORNELL ARMSTRONG'S 2021 GXG REGULAR-SEASON STATISTICS (TEXANS/FALCONS)

			TACKLES				INTERCEPTIONS				FUMBLES				ST		MIS									
			T	YD	TF	YD	QB	N	YD	L	T	P	F	F	YD	T	F	F	S	A	W/L	SCORE				
DATE	OPPONENT	P/S	K	S	ASK	S	L	S	H	O	S	G	D	D	F	R	D	S	K	SAF	R	S	A			
09/12	Jaguars									NOT ON ROSTER														W	37-21	
09/19	at Browns									NOT ON ROSTER														L	21-31	
09/23	Panthers									NOT ON ROSTER														L	9-24	
10/03	at Bills									NOT ON ROSTER														L	0-40	
10/10	Patriots									NOT ON ROSTER														L	22-25	
10/17	at Colts									NOT ON ROSTER														L	3-31	
10/24	at Cardinals									NOT ON ROSTER														L	5-31	
10/31	Rams									NOT ON ROSTER														L	22-38	
11/07	at Dolphins									NOT ON ROSTER														L	9-17	
11/21	at Titans									NOT ON ROSTER														W	22-13	
11/28	Jets									NOT ON ROSTER														L	14-21	
12/05	Colts									NOT ON ROSTER														L	0-31	
Went from Texans to Falcons .																										
12/12	at Panthers									PRACTICE SQUAD														W	29-21	
12/19	at 49ers									PRACTICE SQUAD														L	13-31	
12/26	Lions									PRACTICE SQUAD														W	20-16	
01/02	at Bills									PRACTICE SQUAD														L	15-29	
2021 TOTALS			0	0	0	0	0	0	0	0	0	0	0	0	0	0	0	0	0	0	0	0	0	0	4-12	

CORNELL ARMSTRONG'S 2020 GXG REGULAR-SEASON STATISTICS (TEXANS)

			TACKLES				INTERCEPTIONS				FUMBLES				ST		MIS									
			T	YD	TF	YD	QB	N	YD	L	T	P	F	F	YD	T	F	F	S	A	W/L	SCORE				
DATE	OPPONENT	P/S	K	S	ASK	S	L	S	H	O	S	G	D	D	F	R	D	S	K	SAF	R	S	A			
09/10	at Chiefs									ON INACTIVE LIST														L	20-34	
09/20	Ravens									ON INACTIVE LIST														L	16-33	
09/27	at Steelers									ON INACTIVE LIST														L	21-28	
10/04	Vikings									ON INACTIVE LIST														L	23-31	
10/11	Jaguars									INACTIVE														W	30-14	
10/18	at Titans									ON INACTIVE LIST														L	36-42+	
10/25	Packers	P	0	0	0	0	0	0	0	0	0	0	0	0	0	0	0	0	0	0	0	0	0	L	20-35	
11/08	at Jaguars	P	0	0	0	0	0	0	0	0	0	0	0	0	0	0	0	0	0	0	0	0	0	W	27-25	
11/15	at Browns	P	0	0	0	0	0	0	0	0	0	0	0	0	0	0	0	0	0	0	0	0	0	L	7-10	
11/22	Patriots	P	0	0	0	0	0	0	0	0	0	0	0	0	0	0	0	0	0	0	0	0	0	W	27-20	
11/26	at Lions	P	0	0	0	0	0	0	0	0	0	0	0	0	0	0	0	0	0	0	0	0	0	W	41-25	
12/06	Colts	P	0	0	0	0	0	0	0	0	0	0	0	0	0	0	0	0	0	0	0	0	0	L	20-26	
12/13	at Bears	P	0	0	0	0	0	0	0	0	0	0	0	0	0	0	0	0	0	0	0	0	0	L	7-36	
12/20	at Colts	P	0	0	0	0	0	0	0	0	0	0	0	0	0	0	0	0	0	0	0	0	0	L	20-27	
12/27	Bengals	P	0	0	0	0	0	0	0	0	0	0	0	0	0	0	0	0	0	0	0	0	0	L	31-37	
01/03	Titans	P	0	0	0	0	0	0	0	0	0	0	0	0	0	0	0	0	0	0	0	0	0	L	38-41	
2020 TOTALS		10-0	0	0	0	0	0	0	0	0	0	0	0	0	0	0	0	0	0	0	0	0	0	0	4-12	

+- Overtime



📊 📈 📉

- » Started all 79 games, recording 477 tackles (325 solo), 43 passes defended and 14 interceptions over five seasons for the Bengals.
- » Started in 16 games in 2022, registering 71 tackles (38 solo), eight passes defended, a single-season career-high four interceptions, one forced fumble and one tackle for loss.
- » In 2021, he started all 15 games, tallying 88 total tackles (67 solo), four passes defended, three tackles for loss, one interception, one quarterback hit and one fumble recovery.
- » He started all 16 games in 2020, recording 107 total tackles (76 solo), a single-season career-high 15 passes defended, three interceptions, two tackles for loss, one forced fumble and one quarterback hit.
- » His third consecutive season with 100-or-more total tackles.
- » Started all 16 games in 2019, posting 100 total tackles (71 solo), nine passes defended, three interceptions, one forced fumble and one fumble recovery.
- » In his rookie season in 2018, he registered a single-season career-high 111 total tackles (73 solo), seven passes defended, three interceptions and one defensive touchdown, the first of his career.
- » Averaged 32.5 return yards on six career interceptions, and his 195 total return yards were the third-most in school history.
- » Also was a punt returner, with 26 career returns for 234 yards (9.0) and a TD.
- » In 2017, he played in 11 games, totaling 77 tackles (49 solo), six passes defended, six tackles for loss, one interceptions and one forced fumble.
- » Had a 59-yard punt return for a touchdown in the Belk Bowl, it was the first punt return for a touchdown in Wake Forest bowl history.
- » In his redshirt freshman year in 2016, he recorded single-season career highs in total tackles (100), interceptions (five) and touchdowns (two), while adding four passes defended and 3.5 tackles for loss.
- » Named a consensus Freshman All-American and earned first-team Freshman All-America honors from the Football Writers Association of America, USA Today, Campus Insiders, ESPN, Athlon and Sports on Earth.
- » Runner-up for ACC Defensive Rookie of the Year after finishing second in the ACC with five interceptions.
- » Only freshman in the country to return two interceptions for touchdowns in 2016.

🏆 🏅 🏆 🏅

- » Born in Fort Wayne, IN.
 - » Attended Snider High School in Fort Wayne, IN.
 - » Team captain as a senior.
 - » A two-time first-team all-state selection by the Associated Press in 2013 and 2014.
 - » Earned first-team all-state honors from USA Today in 2014.
 - » As a senior in 2014, recorded nine interceptions tying the mark of NFL Hall of Famer Rod Woodson.
- He also played point guard for the Snider basketball team.
- » Son of Theresa Ladd.

🏆 🏅 🏆

- » Second-team AP All-Pro (2020).
- PWFA All-Rookie Team (2018).

🏆 🏅 🏆 🏅 🏆

- » Played three seasons (2015-17) at Wake Forest in Winston-Salem, NC.
- » In 24 games at Wake Forest, he posted 179 tackles (120 solos), 9.5 tackles for losses, six interceptions, nine passes defended and two forced fumbles.

TRANSACTIONS

- » Originally selected by the Cincinnati Bengals in the second round (54th overall) of the 2018 NFL Draft.
- » Re-signed by the Cincinnati Bengals on August 23, 2023 (franchise tag).
- » Signed by the Atlanta Falcons on March 16, 2023.

REGULAR SEASON COMPARISON: DEFENSIVE - CAROLINA PANTHERS

DATE	OPP	W/L	GP/GS	TACKLES							MISC						
				TOT	SOLO	ASST	SACK	YDS.	INT	TFL	PD	QBH	TD	FF	FR		
9/23/18	CIN @ CAR	L	S	8	4	4	0.0	0.0	0	0	0	0	0	0	0	0	0
11/6/22	CIN vs. CAR	W	S	4	1	3	0.0	0.0	1	0	1	0	0	0	0	0	0
TOTALS		1/1	2/2	12	5	7	0.0	0.0	1	0	1	0	0	0	0	0	0

JESSIE BATES III'S NFL REGULAR SEASON DEFENSIVE STATISTICS

DATE	TEAM	GP	GS	TK	S	TACKLES				INTERCEPTIONS				FUMBLES				ST		MISC											
						A	TFL	YDS	SK	YDS	QBH	NO	YDS	LG	TD	PD	FF	FR	TD	YDS	TK	S	A	FF	FR	S	A				
2022	Bengals	16	16	71	38	33	1	2	0.0	0.0	0	4	28	16	0	8	1	0	0	0	0	0	0	0	0	0	0	0	0	0	0
2021	Bengals	15	15	88	67	21	3	6	0.0	0.0	1	1	65	65	0	4	0	1	0	46	0	0	0	0	0	0	0	0	0	0	0
2020	Bengals	16	16	107	76	31	2	5	0.0	0.0	1	3	12	12	0	15	1	0	0	2	2	0	0	0	0	0	0	0	0	0	0
2019	Bengals	16	16	100	71	29	0	0	0.0	0.0	0	3	33	20	0	9	1	1	0	0	0	0	0	0	0	0	0	0	0	0	0
2018	Bengals	16	16	111	73	38	0	0	0.0	0.0	0	3	42	21	1	7	0	0	0	0	0	0	0	0	0	0	0	0	0	0	0
NFL TOTALS		79	79	477	325	152	6	13	0.0	0.0	2	14	180	65	1	43	3	2	0	46	2	2	0	0	0	0	0	0	0	0	0

JESSIE BATES III'S NFL POSTSEASON DEFENSIVE STATISTICS

DATE	TEAM	GP	GS	TK	S	TACKLES				INTERCEPTIONS				FUMBLES				ST		MISC											
						A	TFL	YDS	SK	YDS	QBH	NO	YDS	LG	TD	PD	FF	FR	TD	YDS	TK	S	A	FF	FR	S	A				
2022	Bengals	3	3	20	16	4	1	1	0.0	0.0	0	0	0	0	0	0	0	0	0	0	0	0	0	0	0	0	0	0	0	0	0
2021	Bengals	4	4	20	11	9	0	0	0.0	0.0	0	2	0	0	0	6	0	0	0	0	0	0	0	0	0	0	0	0	0	0	0
NFL TOTALS		7	7	40	27	13	1	1	0.0	0.0	0	2	0	0	0	6	0	0	0	0	0	0	0	0	0	0	0	0	0	0	0

JESSIE BATES III'S SINGLE-GAME HIGHS: DEFENSIVE

Total Tackles	13 at Miami Dolphins, Dec 06, 2020 12 vs. Jacksonville Jaguars, Oct 20, 2019 12 at Kansas City Chiefs, Oct 21, 2018	Tackles For Loss	1 vs. Los Angeles Chargers, Dec 05, 2021 1 at Baltimore Ravens, Oct 24, 2021 ...3 more at 1.
Solo Tackles	10 at Miami Dolphins, Dec 06, 2020 9 vs. Tennessee Titans, Nov 01, 2020 8 vs. San Francisco 49ers, Dec 12, 2021 ...4 more at 8.	Interceptions	1 at New York Jets, Oct 31, 2021 1 at Washington Football Team, Nov 22, 2020 ...8 more at 1.
Passes Defensed	3 at Cleveland Browns, Dec 08, 2019 2 at Pittsburgh Steelers, Nov 15, 2020 2 vs. Tennessee Titans, Nov 01, 2020 ...5 more at 2.	Interception Return Yards	65 at New York Jets, Oct 31, 2021 21 vs. Tampa Bay Buccaneers, Oct 28, 2018 21 vs. Baltimore Ravens, Sep 13, 2018
Forced Fumbles	1 at Miami Dolphins, Dec 06, 2020 1 at Miami Dolphins, Dec 22, 2019	Special Teams Tackles	1 at Houston Texans, Dec 27, 2020 1 vs. Dallas Cowboys, Dec 13, 2020
Fumble Recoveries	1 vs. Los Angeles Chargers, Dec 05, 2021 1 at Pittsburgh Steelers, Sep 30, 2019	Longest Opp Fumble Return	46 vs. Los Angeles Chargers, Dec 05, 2021

JESSIE BATES III'S SINGLE-GAME HIGHS - POSTSEASON: DEFENSIVE

Total Tackles	6 vs. Los Angeles Rams, Feb 13, 2022 6 vs. Las Vegas Raiders, Jan 15, 2022 4 at Kansas City Chiefs, Jan 30, 2022 ...1 more at 4.	Passes Defensed	3 vs. Las Vegas Raiders, Jan 15, 2022 1 vs. Los Angeles Rams, Feb 13, 2022 1 at Kansas City Chiefs, Jan 30, 2022 ...1 more at 1.
Solo Tackles	4 at Tennessee Titans, Jan 22, 2022 3 vs. Los Angeles Rams, Feb 13, 2022 2 at Kansas City Chiefs, Jan 30, 2022 ...1 more at 2.	Interceptions	1 vs. Los Angeles Rams, Feb 13, 2022 1 at Tennessee Titans, Jan 22, 2022

JESSIE BATES III'S 2022 GXG REGULAR-SEASON STATISTICS (BENGALS)

				TACKLES							INTERCEPTIONS				FUMBLES				ST			MIS						
DATE	OPPONENT	P/S	T	K	S	A	SK	YD	TF	YD	QB	N	YD	L	T	P	F	F	T	YD	T	F	F	S	A	W/L	SCORE	
			K	S	A	SK		S	L	S	H	O	S	G	D	D	F	R	D	S	K	S	A	F	R	S	A	
09/11	Steelers	S	2	1	1	0	0.0	0	0	0	0	0	0	0	0	0	0	0	0	0	0	0	0	0	0	L	20-23+	
09/18	at Cowboys	S	3	3	0	0	0.0	0	0	0	0	0	0	0	0	0	0	0	0	0	0	0	0	0	0	L	17-20	
09/25	at Jets	S	3	2	1	0	0.0	0	0	0	0	1	1	1	0	1	0	0	0	0	0	0	0	0	0	W	27-12	
09/29	Dolphins	S	6	6	0	0	0.0	0	0	0	0	0	0	0	0	1	0	0	0	0	0	0	0	0	0	W	27-15	
10/09	at Ravens	S	6	5	1	0	0.0	0	0	0	0	0	0	0	0	0	0	0	0	0	0	0	0	0	0	L	17-19	
10/16	at Saints	S	4	1	3	0	0.0	0	0	0	0	0	0	0	0	0	0	0	0	0	0	0	0	0	0	W	30-26	
10/23	Falcons	S	2	2	0	0	0.0	0	0	0	0	0	0	0	0	0	0	0	0	0	0	0	0	0	0	W	35-17	
10/31	at Browns	S	10	4	6	0	0.0	0	0	0	0	0	0	0	0	0	0	0	0	0	0	0	0	0	0	L	13-32	
11/06	Panthers	S	4	1	3	0	0.0	0	0	0	0	1	16	16	0	1	0	0	0	0	0	0	0	0	0	W	42-21	
11/20	at Steelers	S	2	1	1	0	0.0	0	0	0	0	0	0	0	0	1	0	0	0	0	0	0	0	0	0	W	37-30	
11/27	at Titans	S	4	1	3	0	0.0	0	0	0	0	0	0	0	0	0	0	0	0	0	0	0	0	0	0	W	20-16	
12/04	Chiefs	S	8	4	4	0	0.0	0	0	0	0	0	0	0	0	0	0	0	0	0	0	0	0	0	0	W	27-24	
12/11	Browns	S	3	0	3	0	0.0	0	0	0	0	1	7	7	0	2	0	0	0	0	0	0	0	0	0	W	23-10	
12/18	at Buccaneers	S	2	1	1	0	0.0	0	0	0	0	0	0	0	0	1	0	0	0	0	0	0	0	0	0	W	34-23	
12/24	at Patriots	S	4	3	1	0	0.0	1	2	0	0	0	0	0	0	0	0	0	0	0	0	0	0	0	0	W	22-18	
01/08	Ravens	S	8	3	5	0	0.0	0	0	0	0	1	4	4	0	1	1	0	0	0	0	0	0	0	0	W	27-16	
2022 TOTALS	16-16		71	33	8	0	0.0	1	2	0	0	4	28	16	0	8	1	0	0	0	0	0	0	0	0	12-4		

+ - Overtime

JESSIE BATES III'S 2021 GXG REGULAR-SEASON STATISTICS (BENGALS)

		TACKLES				INTERCEPTIONS				FUMBLES				ST			MIS C							
DATE	OPPONENT	P/S	T K	S A	SK	YD S	TF L	YD S	QB H	N O	YD S	L G	T D	P D	F F	F R	T D	YD S	T K	F S	F R	S A	W/L	SCORE
09/12	Vikings	S	9	6	3	0.0	0.0	0	0	0	0	0	0	0	0	0	0	0	0	0	0	0	W	27-24+
09/19	at Bears	S	5	4	1	0.0	0.0	0	0	1	0	0	0	0	0	0	0	0	0	0	0	0	L	17-20
09/26	at Steelers	S	9	6	3	0.0	0.0	1	1	0	0	0	0	0	0	0	0	0	0	0	0	0	W	24-10
09/30	Jaguars		INACTIVE																				W	24-21
10/10	Packers	S	9	8	1	0.0	0.0	0	0	0	0	0	0	0	0	0	0	0	0	0	0	0	L	22-25+
10/17	at Lions	S	3	3	0	0.0	0.0	0	0	0	0	0	0	0	0	0	0	0	0	0	0	0	W	34-11
10/24	at Ravens	S	7	4	3	0.0	0.0	1	2	0	0	0	0	0	0	0	0	0	0	0	0	0	W	41-17
10/31	at Jets	S	8	6	2	0.0	0.0	0	0	0	1	65	65	0	1	0	0	0	0	0	0	0	L	31-34
11/07	Browns	S	5	4	1	0.0	0.0	0	0	0	0	0	0	0	0	0	0	0	0	0	0	0	L	16-41
11/21	at Raiders	S	4	4	0	0.0	0.0	0	0	0	0	0	0	0	0	0	0	0	0	0	0	0	W	32-13
11/28	Steelers	S	0	0	0	0.0	0.0	0	0	0	0	0	0	1	0	0	0	0	0	0	0	0	W	41-10
12/05	Chargers	S	6	4	2	0.0	0.0	1	3	0	0	0	0	0	0	1	0	46	0	0	0	0	L	22-41
12/12	49ers	S	9	8	1	0.0	0.0	0	0	0	0	0	0	1	0	0	0	0	0	0	0	0	L	23-26+
12/19	at Broncos	S	5	4	1	0.0	0.0	0	0	0	0	0	0	0	0	0	0	0	0	0	0	0	W	15-10
12/26	Ravens	S	5	4	1	0.0	0.0	0	0	0	0	0	0	0	0	0	0	0	0	0	0	0	W	41-21
01/02	Chiefs	S	4	2	2	0.0	0.0	0	0	0	0	0	0	1	0	0	0	0	0	0	0	0	W	34-31
01/09	at Browns		DID NOT PLAY (NON-INJURY)																				L	16-21
2021 TOTALS		15-15	88	6	2	0.0	0.0	3	6	1	1	65	65	0	4	0	1	0	46	0	0	0	0	10-7

+ - Overtime

JESSIE BATES III'S 2020 GXG REGULAR-SEASON STATISTICS (BENGALS)

		TACKLES				INTERCEPTIONS				FUMBLES				ST			MISC											
DATE	OPPONENT	P/S	TK	S	A	SK	YDS	TFL	YDS	QBH	NO	YDS	LG	TD	PD	FF	FR	TD	YDS	TK	S	A	FF	FR	S	A	W/L	SCORE
09/13	Chargers	S	5	5	0	0.0	0.0	0	0	0	0	0	0	2	0	0	0	0	0	0	0	0	0	0	0	0	L	13-16
09/17	at Browns	S	10	3	7	0.0	0.0	0	0	0	0	0	0	0	0	0	0	0	0	0	0	0	0	0	0	0	L	30-35
09/27	at Eagles	S	7	2	5	0.0	0.0	0	0	0	0	0	0	1	0	0	0	0	0	0	0	0	0	0	0	T	23-23	
10/04	Jaguars	S	10	6	4	0.0	0.0	1	2	0	0	0	0	2	0	0	0	0	0	0	0	0	0	0	0	0	W	33-25
10/11	at Ravens	S	7	6	1	0.0	0.0	0	0	0	0	0	0	2	0	0	0	0	0	0	0	0	0	0	0	L	3-27	
10/18	at Colts	S	5	5	0	0.0	0.0	0	0	0	1	0	0	1	0	0	0	0	0	0	0	0	0	0	0	L	27-31	
10/25	Browns	S	2	1	1	0.0	0.0	0	0	0	0	0	0	0	0	0	0	0	0	0	0	0	0	0	0	L	34-37	
11/01	Titans	S	11	9	2	0.0	0.0	0	0	0	1	0	0	2	0	0	0	0	0	0	0	0	0	0	0	W	31-20	
11/15	at Steelers	S	7	5	2	0.0	0.0	1	3	0	0	0	0	2	0	0	0	0	0	0	0	0	0	0	0	L	10-36	
11/22	at Football Team	S	4	3	1	0.0	0.0	0	0	0	1	12	12	0	1	0	0	0	0	0	0	0	0	0	0	L	9-20	
11/29	Giants	S	7	7	0	0.0	0.0	0	0	0	0	0	0	0	0	0	0	0	0	0	0	0	0	0	0	L	17-19	
12/06	at Dolphins	S	13	10	3	0.0	0.0	0	0	0	0	0	0	0	1	0	0	0	0	0	0	0	0	0	0	L	7-19	
12/13	Cowboys	S	3	3	0	0.0	0.0	0	0	1	0	0	0	1	0	0	0	0	0	0	1	1	0	0	0	L	7-30	
12/21	Steelers	S	5	4	1	0.0	0.0	0	0	0	0	0	0	1	0	0	0	0	0	0	0	0	0	0	0	W	27-17	
12/27	at Texans	S	3	2	1	0.0	0.0	0	0	0	0	0	0	0	0	0	0	0	0	0	0	0	0	0	0	W	37-31	
01/03	Ravens	S	8	5	3	0.0	0.0	0	0	0	0	0	0	0	0	0	0	0	0	0	0	0	0	0	0	L	3-38	
2020 TOTALS		16-16	107	76	31	0.0	0.0	2	5	1	3	12	12	0	15	1	0	0	0	2	2	0	0	0	0	0	4-11-1	

JESSIE BATES III'S 2022 GXG POSTSEASON STATISTICS (BENGALS)

DATE	OPPONENT	P/S	TACKLES					INTERCEPTIONS					FUMBLES				ST			MIS		SCORE				
			T	K	S	ASK	YD	TF	YD	QB	N	YD	L	T	P	F	F	T	YD	T	F		F	S	A	W/L
01/15	Ravens	S	9	8	1	0	0.0	1	1	0	0	0	0	0	0	0	0	0	0	0	0	0	0	0	W	24-17
01/22	at Bills	S	5	5	0	0	0.0	0	0	0	0	0	0	0	0	0	0	0	0	0	0	0	0	W	27-10	
01/29	at Chiefs	S	6	3	3	0	0.0	0	0	0	0	0	0	0	0	0	0	0	0	0	0	0	0	L	20-23	
2022 TOTALS		3-3	20	14	6	0	0.0	1	1	0	0	0	0	0	0	0	0	0	0	0	0	0	0	2-1		

JESSIE BATES III'S 2021 GXG POSTSEASON STATISTICS (BENGALS)

DATE	OPPONENT	P/S	TACKLES					INTERCEPTIONS					FUMBLES				ST			MIS		SCORE				
			T	K	S	ASK	YD	TF	YD	QB	N	YD	L	T	P	F	F	T	YD	T	F		F	S	A	W/L
01/15	Raiders	S	6	2	4	0	0.0	0	0	0	0	0	0	3	0	0	0	0	0	0	0	0	0	0	W	26-19
01/22	at Titans	S	4	4	0	0	0.0	0	0	0	1	0	0	0	1	0	0	0	0	0	0	0	0	W	19-16	
01/30	at Chiefs	S	4	2	2	0	0.0	0	0	0	0	0	0	1	0	0	0	0	0	0	0	0	0	W	27-24+	
02/13	Rams	S	6	3	3	0	0.0	0	0	0	1	0	0	0	1	0	0	0	0	0	0	0	0	L	20-23	
2021 TOTALS		4-4	20	19	1	0	0.0	0	0	0	2	0	0	6	0	0	0	0	0	0	0	0	0	3-1		

+ - Overtime

MATTHEW BERGERON
ACTIVE OFFENSIVE LINEMAN

65

Height: 6-5 Weight: 358 lbs
 DOB: 2/26/2000 (age-23) School: Syracuse
 Experience: Rookie Acquired: D2 '23
 With Falcons: Rookie Hometown: Victoriaville, Quebec, C

STATS

- » Bergeron played in 46 games (39 starts), over four years at Syracuse (N.Y.) University.
- » Bergeron started 11 games at left tackle and was named a team captain in 2022, earning second-team All-ACC honors as a senior.
- » He earned honorable mention All-ACC honors after starting all 12 games he appeared in at left tackle in 2021.
- » As a sophomore in 2020, Bergeron started all 11 games (three at right tackle and the final eight at left tackle).
- » In his true freshman season, he appeared in all 12 games (five starts) and was named to the Pro Football Focus All-Freshman second team.

- » Attended Cégep de Thetford in Thetford Mines, Quebec, Canada .
- » Named Thetford's Athlete of the Year in 2018.
- » He was also the first player in Thetford history to receive an NCAA Division 1 football scholarship.
- » 2018 RSEQ Second Division Offensive Player of the Year and Offensive Line Player of the Year.
- » Blocked for a Thetford offense that rushed for more than 250 yards a game.
- » Member of the 2017 Team Quebec roster for the Canada Cup.
- » 2016 Spalding Cup All-Star.
- » Son of Annie Bergeron.
- » Majored in social work.

NOTES

TRANSACTIONS

- » Selected by the Atlanta Falcons in the second round (38th overall) of the 2023 NFL Draft.

NATRONE BROOKS
PRACTICE SQUAD CORNERBACK

35

Height: 5-11	Weight: 176 lbs
DOB: 12/17/1999 (age-23)	School: Southern Mississippi
Experience: Rookie	Acquired: CFA/23
With Falcons: Rookie	Pronunciation: nay-ton
Hometown: Starkville, Miss.	

🏈🏈🏈🏈🏈

- » Played five seasons at Copiah-Lincoln Community College in (2018-19) and The University of Southern Mississippi in Hattiesburg, Miss. (2020-22).
- » Finished his collegiate career with 145 total tackles (98 solo), 22 passes defended, 14.5 tackles for loss, six interceptions and two fumble recoveries for both the Wolves and Golden Eagles.
- » In his senior year, he notched 30 total tackles (18 solo), five passes defended, 3.5 tackles for loss, two interceptions and one fumble recovery. He added 18 punt returns for 222 yards (12.3 avg.) in 13 games.
- » In 2021, he played in nine games (three starts) and recorded 17 total tackles (10 solo), nine passes defended, one tackle for loss and one interception. He also caught seven punts for 128 yards (18.3 avg.).

- » As a sophomore in 2020, he recorded 39 total tackles (25 solo), eight passes defended, 3.5 tackles for loss and one interception. He also recorded eight punt returns for 63 yards (7.9 avg.) in 10 games started.
- » In 2019, he registered 35 total tackles (26 solo), 5.5 tackles for loss and one fumble recovery in nine games.
- » As a true freshman in 2018, he recorded 24 total tackles (19 solo), two interceptions and one tackle for loss.

🏈🏈🏈🏈🏈

- » Attended Starkville (Miss.) High School.
- » Played in 40 games where he recorded 136 total tackles (88 solo), 13.0 tackles for loss, one sack and six interceptions at Starkville.

TRANSACTIONS

- » Signed by the Atlanta Falcons on May 15, 2023.



🔥 C O C

- » Has played in 227 games (208 starts) during his 15-year career, which both rank as the most among active NFL defensive linemen.
- » He's totaled 800 tackles (576 solo), 99.0 sacks, 165 tackles for loss, 16 forced fumbles, 12 fumble recoveries (three returned for touchdowns), 57 passes defended and three interceptions. His eight blocked field goals are the third-most since the 1970 NFL merger.
- » He is one of only four active defensive linemen with more than 50-career passes defended (Carlos Dunlap, 77; Jason Pierre-Paul, 66; Cameron Jordan, 58; Calais Campbell, 57). Since 2008, his 165 TFL rank No. 2 in the NFL, trailing only J.J. Watt's 195

Baltimore Ravens

- » In 2022, he started 14 games, notching 36 total tackles (18 solo), 14 quarterback hits, 5.5 sacks, four tackles for loss, two forced fumbles and two passes defended.
- » In 2021, he played in 15 games (14 starts), producing 49 total tackles (29 solo), 12 quarterback hits, five tackles for loss, and 1.5 sacks for the NFL's No. 1 rushing defense (84.5 ypg).
- » In his first season as a Raven in 2020, he earned his sixth-overall and fourth-consecutive Pro Bowl nod after starting all 12 games in which he appeared, producing 28 total tackles (18 solo), 4.0 sacks, 10 quarterback hits, five tackles for loss and six passes defended for the NFL's No. 2 scoring defense (18.9 ppg) and No. 2 third-down defense (34.0%).
- » His 4.0 sacks led Baltimore's defensive line, as he reached that number for the 12-consecutive year, marking the NFL's longest such active streak.

Jacksonville Jaguars

- » Started all 16 games for the fifth-consecutive season and for the seventh time in his 12-year career in 2019. He collected 56 tackles (37 solo), 10 tackles for loss, 6.5 sacks, two forced fumbles, one pass defended, and one fumble recovery for a touchdown, en route to his fifth-career and third-consecutive Pro Bowl.
- » In 2018, he started all 16 games and was selected as a defensive captain by his teammates. He set a single-season career high with 20 tackles for loss, tied a career-high with 72 tackles (53 solo) and led the team with 10.5 sacks (-73.5 yards), becoming the first player in Jaguars history to record double-digit sacks in consecutive seasons.
- » Named to his fourth-overall and second-consecutive Pro Bowl.
- » Started all 16 games in 2017 and totaled 67 total tackles (47 solo), 14.5 sacks, 14 tackles for loss, three passes defended, three forced fumbles and one fumble recovery for league's best pass defense (169.9 ypg.). His career-best 14.5 sacks were the second most in the NFL and broke the Jaguars' single-season franchise record established in 1999 (Tony Brackens, 12)

- » Named to his third-career Pro Bowl and earned AP All-Pro recognition as a defensive end and defensive tackle. Also named the PFWA Defensive Player of the Year.

Arizona Cardinals

- » Started 16 games for the second-consecutive season and fourth time in his career in 2016. Totaled 53 tackles (34 solo), 12 tackles for loss and 8.0 sacks for a Cardinals' defense that led the league in sacks (48.0) and allowed the second-lowest yards per game average in the NFL (305.2 ypg). Added two forced fumbles, a career-high three fumble recoveries, one INT and six passes defended. Returned one fumble recoveries for a touchdown, reaching the end zone for the first time in his career.
- » In 2015, he started 16 games for the third time in his career and was chosen as a defensive captain for the second-consecutive season. Led the defensive line with 61 tackles (46 solo) and tied for the team lead with 16 tackles for loss. Added 5.0 sacks, three passes defended and one fumble recovery, earning Pro Bowl honors for the second-consecutive season. Helped Arizona post a franchise-best 13-3 record.
- » Led the defensive line with 58 tackles (48 solo) and 16 tackles for loss, finishing second on the team with 7.0 sacks in 2014. Added one interception, one forced fumble and three passes defended as a first-time defensive captain for Arizona. Earned his first Pro Bowl selection.
- » In 2013, he started all 16 games and led the defensive line with 58 tackles (45 solo). Tied for the team lead with 14 tackles for loss and finished second on the team with a then-career-high 9.0 sacks. Helped Arizona's rush defense finish as the league's best (84.4 ypg).
- » Led the defensive line with 63 tackles (50 solo) and finished No. 2 on the team with 6.5 sacks. Also added 13 tackles for loss, six passes defended and a blocked field goal.
- » In 2011, he started all 16 games for the first time in his career. Set a career high with 72 tackles (53 solo) and posted a team-leading 8.0 sacks. Added 13 tackles for loss, a career-high 10 passes defended, two forced fumbles, one fumble recovery and one interception. Blocked a career-high three field goals, which is tied for the second-highest single-season total in NFL history.
- » Started 15 games for the second-consecutive season in 2010. Set a then-career high with 60 total tackles (46 solo) and registered a team-leading 6.0 sacks (-49 yards). Added his first-career fumble recovery, two passes defended and 13 tackles for loss.
- » Saw action in all 16 games (15 starts) and tied DE Darnell Dockett with a team-high 7.0 sacks. Also recorded 46 total tackles (35 solo), eight tackles for loss, five passes defended and one forced fumble. Added special teams contributions, blocking two field goals as one of only seven players to block multiple kicks in 2009.
- » As a rookie in 2008, he saw action in all 16 regular

season games and four postseason games, including Super Bowl XLIII, in his rookie season. Totaled 21 total tackles (17 solo), two tackles for loss, one pass defended and one forced fumble. Added eight special teams tackles as a key contributor on that unit.

TAAACF

- » Six-time Pro Bowler (2014-15, 2017-20)
- » NFL All-Decade Team (2010s)
- » NFL Walter Payton Man of the Year (2019)
- » Bart Starr Award (2019)
- » PFWA All-AFC Team (2019)
- » Pro Bowl Defensive MVP Award (2019)
- » Two-time AFC Defensive Player of the Week (Week 6, 2020; Week 3, 2019)
- » AP first-team All-Pro as a DE (2017)
- » PFWA and Sporting News Defensive Player of the Year (2017)
- » NFL 101 Awards AFC Defensive Player of the Year (2017)
- » AP second-team All-Pro as a DT (2016-17)
- » NFLPA Community MVP (Nov. 2014, Oct. 2016, Oct. 2019)
- » AP second-team All-Pro as a DE (2014)
- » Pop Warner Humanitarian Award (2015)

DAADDD

- » Played three seasons (2005-07) at the University of Miami (FL) in Miami Gardens, Fla.
- » Played in 36 career games (25 starts), finished his career with 158 tackles, 19.5 sacks, 37.5 tackles for loss, five forced fumbles, three fumble recoveries and one interception.
- » Started all 12 games at defensive end as a junior, finishing the season with 50 tackles and a team-high 12 tackles for loss. Added 6.5 sacks, two forced fumbles, two fumble recoveries and his first-career interception.

- » Started 12 of 13 games at defensive end as a sophomore and was named the team's MVP. Ranked second on the team with 80 tackles and 10.5 sacks, including a streak of seven consecutive games with at least 1.0 sack (second-longest streak in school history). Also led the ACC with 20 tackles for loss (fourth best in the nation) and collected three forced fumble and one fumble recovery.
- » Appeared in all 12 games (one start) as a freshman, totaling 35 tackles, 2.5 sacks and 5.5 tackles for loss.
- » Named a two-time All-ACC selection.

ADCFAYA

- » Born in Denver, Colo.
- » Attended Denver South High School in Aurora, Colo.
- » Named a two-time All-State selection as a defensive end his junior and senior seasons, while also playing tight end (senior). Established a Colorado state record with 57.0 sacks over his four seasons, with 38.0 coming in his final two years.
- » As a senior, recorded 19.0 sacks, 188 tackles and two interceptions on defense. Added 38 receptions for 412 yards and four touchdowns at tight end.
- » As a junior, recorded a combined five touchdowns off blocked kicks and fumble recoveries in addition to his 19.0 sacks, 109 tackles and three blocked punts.
- » Garnered All-State accolades in basketball (junior, 2003) and competed in track and field, qualifying for the state meet in both discus and shot put.
- » Grew up in a household of 10 (five brothers, two sisters).
- » His younger brother, Jared, played safety at Miami (FL) and spent time with the Cardinals during training camp in 2011. His older brother, Ciare, was a DB at Colorado State from 2004-05, and his brother, Raj, played football at Butte and Orange County Junior Colleges and was a WR at Adams State. His brother, Severin, played football at the University of Montana.
- » Son of Charles and Nateal Campbell.
- » In 2007, graduated with a degree in sociology from the University of Miami (FL).

IN THE COMMUNITY

QDSQNEI JD

- » Along with his seven siblings, founded the Charles Richard Campbell Foundation, named for and in honor of his father, aimed at supporting disadvantaged youth to reach their full potential. Leads work with the CRC Foundation including the CRC Reading Program, National Guard Kids Camp and Calais' Kroc Stars, in addition to numerous annual fundraising and donation efforts. For more information on Calais' foundation, visit: thecrcfoundation.org/scholarship/
- » Through his foundation, annually awards a \$10,000 scholarship to a college-bound African-American high school senior.
- » For Mental Health Awareness Month, Campbell and his CRC Foundation donated \$20K to provide three months of therapy sessions to 12 teens in Baltimore, while also committing to spend time with the kids as he works to expand access to mental health care (2022).
- » Donated \$30,000 to his alma mater, South High School in Denver, to help with the process of switching its nickname from the Rebels to the Ravens. The money will aid in new uniforms, gym flooring and signage throughout the school (2021).
- » Has donated over \$30,000 to Phoenix and Jacksonville-area nonprofits through the Cheer for a Cause program in which the CRC Foundation donates a dollar amount in accordance with Campbell's on-field performance to the charity of a Campbell jersey-wearing fan's choosing.
- » In partnership with the Salvation Army Ray & Joan Kroc Center of Phoenix, established the Calais' Kroc Stars after-school program, which provided a multitude of enrichment programs and meals after school for Phoenix-area students.
- » Established the CRC After School program, which provides evening activities for Phoenix-area students 5-13, including financial literacy, college preparation, career education and leadership.
- » Participated in PSA for Ravens' and Leidos' "Tackling Opioid Addiction" campaign (2020-21).
- » Joined students at Coppin Academy High School in Baltimore for a virtual discussion about racism (2020).
- » Partnered with Old Spice and met with local students to discuss the film "Black Boys" (2020).

- » Participated in "Mask on Maryland" Public Service Announcement (2020).
- » Launched the "Charles Richard Campbell Lend-A-Hand Fund" to provide select Baltimore County households with emergency bill assistance (2020).
- » Participated in the Ravens' "Register to Vote" Campaign PSA (2020).
- » Involved in the "Be Safe to Stay Safe" PSA encouraging social distancing and mask wearing during the COVID-19 pandemic (2020).
- » Participated in "Help Tackle Hunger" campaign PSA (2020).
- » Participated in 2020 Draft-a-Thon COVID-19 relief PSA, encouraging fan donations (2020).
- » Participated in live Q&A for 2020 Draft-a-Thon virtual fundraiser (2020).
- » Partnered with CDC Foundation to provide 100 laptops for Baltimore city students (2020).
- » In 2019, received the league's highest community honor, the NFL Walter Payton Man of the Year Award. He also earned the 2019 Bart Starr Award for exceptional character, which is voted on by NFL players.
- » Gave \$1.6 million to his alma mater, the University of Miami, establishing the Calais Campbell Football Defensive Lineman Endowment, a full scholarship for defensive lineman on the Miami football team (2015).
- » Received the 2015 Pop Warner Humanitarian Award.
- » Honored as the November 2014 recipient of the NFLPA Community MVP.
- » Selected as the Arizona Cardinals Walter Payton Man of the Year (2011, 2014).
- » Had held a number of "Christmas with Calais" holiday shopping events for youth (2012, 2014-16, 2018).

TRANSACTIONS

- » Originally selected by the Arizona Cardinals in the second round (50th overall) of the 2008 NFL Draft.
- » Re-signed by the Arizona Cardinals on May 10, 2012.
- » Signed by the Jacksonville Jaguars on March 10, 2017.
- » Traded to the Baltimore Ravens from the Jacksonville Jaguars on March 19, 2020.
- » Signed a one-year contract extension with the Baltimore Ravens on March 21, 2020.
- » Re-signed by the Baltimore Ravens on April 9, 2022.
- » Signed by the Atlanta Falcons on March XX, 2023.

CALAIS CAMPBELL'S NFL REGULAR SEASON DEFENSIVE STATISTICS

DATE	TEAM	TACKLES										INTERCEPTIONS						FUMBLES						ST		MIS			
		GP	GS	TK	S	A	TF	YD	SK	YDS	QB	N	YD	L	T	P	F	R	T	YD	T	S	K	F	F	F	S	A	
2022	Ravens	14	14	36	18	18	4	25	5.5	48.5	14	0	0	0	0	2	2	0	0	0	0	0	0	0	0	0	0	0	0
2021	Ravens	15	14	49	29	20	5	8	1.5	3.5	12	0	0	0	0	1	0	1	0	0	0	0	0	0	0	0	0	0	
2020	Ravens	12	12	28	18	10	5	29	4.0	27.5	10	0	0	0	6	0	0	0	0	0	0	0	0	0	0	0	0	0	
2019	Jaguars	16	16	56	37	19	10	57	6.5	47.0	25	0	0	0	0	1	2	1	1	8	0	0	0	0	0	0	0	0	
2018	Jaguars	16	16	72	53	19	20	89	10.5	73.5	22	0	0	0	2	1	1	0	0	0	0	0	0	0	0	0	0	0	
2017	Jaguars	16	16	67	47	20	14	80	14.5	96.0	30	0	0	0	0	3	3	1	1	10	0	0	0	0	0	0	0	0	
2016	Cardinals	16	16	53	34	19	12	61	8.0	67.5	21	1	1	1	0	6	2	3	1	53	0	0	0	0	0	0	0	0	
2015	Cardinals	16	16	61	46	15	16	59	5.0	36.5	20	0	0	0	0	3	0	1	0	0	0	0	0	0	0	0	0	0	
2014	Cardinals	14	14	58	48	10	16	64	7.0	50.0	11	1	23	23	0	3	1	0	0	0	0	0	0	0	0	0	0	0	
2013	Cardinals	16	16	58	45	13	14	55	9.0	52.5	21	0	0	0	6	1	2	0	2	0	0	0	0	0	0	0	0	0	
2012	Cardinals	13	12	63	50	13	13	0	6.5	28.0	12	0	0	0	0	6	0	0	0	0	0	0	0	0	0	0	0	0	
2011	Cardinals	16	16	72	53	19	13	0	8.0	64.0	17	1	0	0	0	10	2	1	0	0	0	0	0	0	0	0	0	0	
2010	Cardinals	15	15	60	46	14	13	0	6.0	49.0	7	0	0	0	0	2	0	1	0	0	0	0	0	0	0	0	0	0	
2009	Cardinals	16	15	46	35	11	8	0	7.0	50.5	14	0	0	0	0	5	1	0	0	0	1	1	0	0	0	0	0	0	
2008	Cardinals	16	0	21	17	4	2	2	0.0	0.0	1	0	0	0	0	1	1	0	0	0	8	7	1	0	0	0	0	0	
NFL TOTALS		227	208	80	57	22	165	529	99	694	237	3	24	23	0	57	16	12	3	73	9	8	1	0	0	0	0	0	

CALAIS CAMPBELL'S NFL POSTSEASON DEFENSIVE STATISTICS

DATE	TEAM	GP	TACKLES					INTERCEPTIONS					FUMBLES					ST		MISC							
			GS	TK	S	A	TFL	YDS	SK	YDS	QBH	NO	YDS	LG	TD	PD	FF	FR	TD	YDS	TK	S	A	FF	FR	S	A
2022	Ravens	1	1	2	1	1	0	0	0.0	0.0	1	0	0	0	0	0	0	0	0	0	0	0	0	0	0	0	0
2020	Ravens	2	2	4	1	3	0	0	0.0	0.0	1	0	0	0	0	1	0	0	0	0	0	0	0	0	0	0	
2017	Jaguars	3	3	11	7	4	0	0	0.0	0.0	4	0	0	0	0	0	0	0	0	0	0	0	0	0	0	0	
2015	Cardinals	2	2	5	1	4	0	0	0.0	0.0	0	0	0	0	0	1	0	0	0	0	0	0	0	0	0	0	
2014	Cardinals	1	1	4	0	4	0	0	0.0	0.0	1	0	0	0	0	0	0	0	0	0	0	0	0	0	0	0	
2009	Cardinals	2	1	5	5	0	0	0	0.0	0.0	2	0	0	0	0	0	0	0	0	0	0	0	0	0	0	0	
2008	Cardinals	4	0	4	3	1	0	0	0.0	0.0	0	0	0	0	0	1	0	0	0	0	4	4	0	0	0	0	
NFL TOTALS		15	10	35	18	17	0	0	0.0	0.0	9	0	0	0	0	3	0	0	0	0	4	4	0	0	0	0	

CALAIS CAMPBELL'S SINGLE-GAME HIGHS: DEFENSIVE

<p>Total Tackles 11 vs. St. Louis Rams, Oct 04, 2015 11 at Carolina Panthers, Dec 19, 2010 10 at New York Giants, Sep 14, 2014 ...2 more at 10.</p> <p>Solo Tackles 10 vs. St. Louis Rams, Oct 04, 2015 10 at New York Giants, Sep 14, 2014 9 at Carolina Panthers, Dec 19, 2010</p> <p>Sacks 4.0 at Houston Texans, Sep 10, 2017 3.0 at Philadelphia Eagles, Oct 18, 2020 3.0 vs. Tennessee Titans, Sep 19, 2019 ...1 more at 3.0.</p> <p>Passes Defensed 3 vs. Cleveland Browns, Sep 13, 2020 2 at Minnesota Vikings, Nov 20, 2016 2 at Philadelphia Eagles, Dec 20, 2015 ...5 more at 2.</p> <p>Forced Fumbles 1 at Jacksonville Jaguars, Nov 27, 2022 1 vs. Cleveland Browns, Oct 23, 2022 ...14 more at 1.</p> <p>Fumble Recoveries 1 at Chicago Bears, Nov 21, 2021 1 vs. Indianapolis Colts, Dec 29, 2019 ...10 more at 1.</p>	<p>Tackles For Loss 4 at Philadelphia Eagles, Oct 18, 2020 4 vs. Tennessee Titans, Sep 19, 2019 ...3 more at 4.</p> <p>Interceptions 1 at San Francisco 49ers, Oct 06, 2016 1 at Denver Broncos, Oct 05, 2014 ...1 more at 1.</p> <p>Interception Return Yards 23 at Denver Broncos, Oct 05, 2014</p> <p>Safeties 1 at San Francisco 49ers, Oct 06, 2016 1 at San Francisco 49ers, Oct 06, 2016 1 vs. Carolina Panthers, Oct 06, 2013</p> <p>Special Teams Tackles 2 at Seattle Seahawks, Nov 16, 2008 1 vs. Houston Texans, Oct 11, 2009 1 at New England Patriots, Dec 21, 2008 ...5 more at 1.</p> <p>Longest Opp Fumble Return 53 vs. New Orleans Saints, Dec 18, 2016 10 at Arizona Cardinals, Nov 26, 2017 8 vs. Indianapolis Colts, Dec 29, 2019</p>
---	---

CALAIS CAMPBELL'S SINGLE-GAME HIGHS - POSTSEASON: DEFENSIVE

<p>Total Tackles 6 vs. Buffalo Bills, Jan 07, 2018 4 at Carolina Panthers, Jan 03, 2015 3 at New England Patriots, Jan 21, 2018 ...2 more at 3.</p> <p>Solo Tackles 3 vs. Buffalo Bills, Jan 07, 2018 3 at New Orleans Saints, Jan 16, 2010 2 at New England Patriots, Jan 21, 2018 ...2 more at 2.</p>	<p>Passes Defensed 1 at Buffalo Bills, Jan 16, 2021 1 vs. Green Bay Packers, Jan 16, 2016 ...1 more at 1.</p> <p>Special Teams Tackles 1 vs. Pittsburgh Steelers, Feb 01, 2009 1 vs. Philadelphia Eagles, Jan 18, 2009 ...2 more at 1.</p>
---	--

CALAIS CAMPBELL'S 2022 GXG REGULAR-SEASON STATISTICS (RAVENS)

DATE	OPPONENT	P/S	TACKLES							INTERCEPTIONS				FUMBLES				ST			MIS		SCORE				
			T	K	S	A	SK	YD	TF	YD	QB	N	YD	L	T	P	F	F	T	YD	T	F		F	S	A	W/L
09/11	at Jets	S	4	2	2	1	0	1.0	1	1	1	0	0	0	0	0	0	0	0	0	0	0	0	0	0	W	24-9
09/18	Dolphins	S	2	0	2	0	0.0	0	0	0	0	0	0	0	0	0	0	0	0	0	0	0	0	0	0	L	38-42
09/25	at Patriots	S	3	2	1	0	0.0	0	0	0	1	0	0	0	0	0	0	0	0	0	0	0	0	0	0	W	37-26
10/02	Bills	S	3	1	2	0	0.0	0	0	0	0	0	0	0	1	0	0	0	0	0	0	0	0	0	0	L	20-23
10/09	Bengals	S	1	0	1	0	0.0	0	0	0	2	0	0	0	0	0	0	0	0	0	0	0	0	0	0	W	19-17
10/16	at Giants	S	4	2	2	1	0	11.0	1	11	2	0	0	0	0	0	0	0	0	0	0	0	0	0	0	L	20-24
10/23	Browns	S	4	3	1	1	0	12.0	0	0	0	0	0	0	0	1	0	0	0	0	0	0	0	0	0	W	23-20
10/27	at Buccaneers		INACTIVE																				W	27-22			
11/07	at Saints	S	2	1	1	0	4.5	1	4	2	0	0	0	0	1	0	0	0	0	0	0	0	0	0	0	W	27-13
11/20	Panthers	S	2	1	1	1	0	9.0	1	9	2	0	0	0	0	0	0	0	0	0	0	0	0	0	0	W	13-3
11/27	at Jaguars	S	3	2	1	1	0	11.0	0	0	3	0	0	0	0	1	0	0	0	0	0	0	0	0	0	L	27-28
12/04	Broncos	S	1	1	0	0	0.0	0	0	0	1	0	0	0	0	0	0	0	0	0	0	0	0	0	0	W	10-9
12/11	at Steelers	S	4	2	2	0	0.0	0	0	0	0	0	0	0	0	0	0	0	0	0	0	0	0	0	0	W	16-14
12/17	at Browns	S	3	1	2	0	0.0	0	0	0	0	0	0	0	0	0	0	0	0	0	0	0	0	0	0	L	3-13
12/24	Falcons		INACTIVE																				W	17-9			
01/01	Steelers		INACTIVE																				L	13-16			
01/08	at Bengals	S	0	0	0	0	0.0	0	0	0	0	0	0	0	0	0	0	0	0	0	0	0	0	0	0	L	16-27
2022 TOTALS		14-14	36	1	1	5	48.5	4	25	14	0	0	0	0	2	2	0	0	0	0	0	0	0	0	0	10-7	

CALAIS CAMPBELL'S 2021 GXG REGULAR-SEASON STATISTICS (RAVENS)

			TACKLES							INTERCEPTIONS					FUMBLES			ST			MIS C							
DATE	OPPONENT	P/S	T	K	S	A	SK	YDS	TF	YD	QB	N	YD	L	T	P	F	F	T	YD	T	K	F	F	S	A	W/L	SCORE
09/13	at Raiders	S	2	1	1	0	0.0	0	0	0	1	0	0	0	0	0	0	0	0	0	0	0	0	0	0	0	L	27-33+
09/19	Chiefs	S	2	1	1	0	0.0	0	0	0	0	0	0	0	0	0	0	0	0	0	0	0	0	0	0	W	36-35	
09/26	at Lions	S	4	4	0	0	0.0	2	1	1	0	0	0	0	0	0	0	0	0	0	0	0	0	0	0	W	19-17	
10/03	at Broncos	S	5	2	3	0	0.0	0	0	3	0	0	0	0	0	0	0	0	0	0	0	0	0	0	0	W	23-7	
10/11	Colts	S	4	3	1	0	0.0	1	4	0	0	0	0	0	0	0	0	0	0	0	0	0	0	0	0	W	31-25+	
10/17	Chargers	S	4	1	3	0	0.0	1	2	0	0	0	0	0	0	0	0	0	0	0	0	0	0	0	0	W	34-6	
10/24	Bengals	S	5	2	3	0	3.5	0	0	2	0	0	0	0	0	0	0	0	0	0	0	0	0	0	0	L	17-41	
11/07	Vikings	S	3	0	3	0	0.0	0	0	0	0	0	0	0	0	0	0	0	0	0	0	0	0	0	0	W	34-31+	
11/11	at Dolphins	S	4	2	2	0	0.0	0	0	2	0	0	0	0	0	0	0	0	0	0	0	0	0	0	0	L	10-22	
11/21	at Bears	S	3	2	1	0	0.0	0	0	0	0	0	0	0	0	1	0	1	0	0	0	0	0	0	0	W	16-13	
11/28	Browns		ON INACTIVE LIST																							W	16-10	
12/05	at Steelers	S	2	2	0	1	0.0	0	0	2	0	0	0	0	0	0	0	0	0	0	0	0	0	0	0	0	L	19-20
12/12	at Browns	S	1	0	1	0	0.0	0	0	0	0	0	0	0	0	0	0	0	0	0	0	0	0	0	0	L	22-24	
12/19	Packers		ON INACTIVE LIST																							L	30-31	
12/26	at Bengals	P	0	0	0	0	0.0	0	0	0	0	0	0	0	0	0	0	0	0	0	0	0	0	0	0	L	21-41	
01/02	Rams	S	4	4	0	0	0.0	0	0	1	0	0	0	0	0	0	0	0	0	0	0	0	0	0	0	L	19-20	
01/09	Steelers	S	6	5	1	0	0.0	1	1	0	0	0	0	0	0	0	0	0	0	0	0	0	0	0	0	L	13-16+	
2021 TOTALS	15-14		49	29	21.5	3.5	5	8	12	0	0	0	0	1	0	1	0	0	0	0	0	0	0	0	0	8-9		

+ - Overtime

CALAIS CAMPBELL'S 2020 GXG REGULAR-SEASON STATISTICS (RAVENS)

			TACKLES							INTERCEPTIONS					FUMBLES			ST			MISC							
DATE	OPPONENT	P/S	TK	S	A	SK	YDS	TF	YDS	QB	N	YDS	LG	TD	PD	FF	FR	TD	YDS	TK	S	A	FF	FR	S	A	W/L	SCORE
09/13	Browns	S	1	1	0	0	0.0	0	0	0	0	0	0	0	3	0	0	0	0	0	0	0	0	0	0	0	W	38-6
09/20	at Texans	S	5	2	3	1	4.5	1	0	3	0	0	0	0	0	0	0	0	0	0	0	0	0	0	0	0	W	33-16
09/28	Chiefs	S	4	2	2	0	0.0	0	0	0	0	0	0	0	1	0	0	0	0	0	0	0	0	0	0	L	20-34	
10/04	at Football Team	S	4	2	2	0	0.0	0	0	2	0	0	0	0	1	0	0	0	0	0	0	0	0	0	0	W	31-17	
10/11	Bengals	S	2	2	0	0	0.0	0	0	1	0	0	0	0	0	0	0	0	0	0	0	0	0	0	0	W	27-3	
10/18	at Eagles	S	5	4	1	3	23.0	4	29	4	0	0	0	0	0	0	0	0	0	0	0	0	0	0	0	W	30-28	
11/01	Steelers	S	2	2	0	0	0.0	0	0	0	0	0	0	0	1	0	0	0	0	0	0	0	0	0	0	L	24-28	
11/08	at Colts	S	1	0	1	0	0.0	0	0	0	0	0	0	0	0	0	0	0	0	0	0	0	0	0	0	W	24-10	
11/15	at Patriots		ON INACTIVE LIST																							L	17-23	
11/22	Titans		ON INACTIVE LIST																							L	24-30+	
12/02	at Steelers		RESERVE/COVID-19																							L	14-19	
12/08	Cowboys	S	2	2	0	0	0.0	0	0	0	0	0	0	0	0	0	0	0	0	0	0	0	0	0	0	W	34-17	
12/14	at Browns	S	1	0	1	0	0.0	0	0	0	0	0	0	0	0	0	0	0	0	0	0	0	0	0	0	W	47-42	
12/20	Jaguars		ON INACTIVE LIST																							W	40-14	
12/27	Giants	S	1	1	0	0	0.0	0	0	0	0	0	0	0	0	0	0	0	0	0	0	0	0	0	0	W	27-13	
01/03	at Bengals	S	0	0	0	0	0.0	0	0	0	0	0	0	0	0	0	0	0	0	0	0	0	0	0	0	W	38-3	
2020 TOTALS	12-12		28	18	10	4.0	27.5	5	29	10	0	0	0	6	0	0	0	0	0	0	0	0	0	0	0	11-5		

+ - Overtime

CALAIS CAMPBELL'S 2022 GXG POSTSEASON STATISTICS (RAVENS)

		TACKLES					INTERCEPTIONS					FUMBLES				ST			MIS C							
DATE	OPPONENT	P/S	T	K	S	YD	TF	YD	QB	N	YD	L	T	P	F	F	T	YD	T	F	F	S	A	W/L	SCORE	
01/15	at Bengals	S	2	1	1	0	0.0	0	0	1	0	0	0	0	0	0	0	0	0	0	0	0	0	0	L	17-24
2022 TOTALS		1-1	2	1	1	0	0.0	0	0	1	0	0	0	0	0	0	0	0	0	0	0	0	0	0-1		

CALAIS CAMPBELL'S 2020 GXG POSTSEASON STATISTICS (RAVENS)

		TACKLES					INTERCEPTIONS					FUMBLES				ST			MIS C						
DATE	OPPONENT	P/S	T	K	S	YD	TF	YD	QB	N	YD	L	T	P	F	F	T	YD	T	F	F	S	A	W/L	SCORE
01/10	at Titans	S	2	1	1	0	0.0	0	0	1	0	0	0	0	0	0	0	0	0	0	0	0	0	W	20-13
01/16	at Bills	S	2	0	2	0	0.0	0	0	0	0	0	0	1	0	0	0	0	0	0	0	0	0	L	3-17
2020 TOTALS		2-2	4	1	3	0	0.0	0	0	1	0	0	0	1	0	0	0	0	0	0	0	0	0	1-1	



ΤΥ ΑΘΛΑÇ ΜÚΤ ÚΔΕ

- » Started all 17 games recording a single-season career-high 58 total tackles (29 solo), 12 quarterback hits, six tackles for loss, 4.0 sacks, two passes defended, one fumble recovery and one interception returned for a touchdown.
 - » In Week 2 vs. Los Angeles Rams, he scored his first-career touchdown off of a blocked punt.
- Registered four total tackles (one solo), one pass deflection and one interception returned 28 yards for a touchdown, his first career defensive score in Week 8 vs. Carolina.
- Finished second on the team with 4.0 sacks.

ΔΥΕ ΟΟÇ

- » Tallied 207 total tackles (121 solo), 18.5 sacks, 47 quarterback hits, 27 tackles for loss, three forced fumbles, two fumble recoveries and two interceptions in 66 games (50 starts) over five NFL seasons with the Giants and Falcons.
- Started all 14 games in 2021 for the Giants, recording 50 total tackles (28 solo), eight quarterback hits, six tackles for loss, 5.0 sacks, five passes defended, two forced fumbles, one fumble recovery and one interception. Finished with at least 1.0 sack in each of the final four games.
- » Registered 15 total tackles (11 solo), 1.0 sack and two tackles for loss in five games (five starts) in 2020.
 - » Finished with 45 total tackles (25 solo), 4.5 sacks, six tackles for loss, 13 quarterback hits, five passes defended and one forced fumble in 15 games (12 starts) in 2019.
 - » As a rookie, notched 39 total tackles (28 solo), 4.0

sacks, 10 quarterback hits, seven tackles for loss and two special teams tackles in 15 games (two starts). His 4.0 sacks tied for the 10th-most among rookies in 2018.

ΔΑÄÄΟΟÇ

- » Played four seasons (2014-17) at the University of Georgia.
- » Notched 165 total tackles (82 solo), 14.0 sacks, 20.5 tackles for loss, seven forced fumbles, six fumble recoveries - including one returned for a touchdown - and 54 quarterback pressures in 54 games (26 starts) for the Bulldogs.
- » His 14.0 sacks tied him with Mo Lewis (1987-90) for the 15th-most career sacks in program history.
- » Tallied a career-high 10 total tackles vs. Oklahoma in the 2018 Rose Bowl and blocked a field goal in double overtime, leading to the Bulldogs win.

ΑΟÇ ÇÄÄÝÄ

- » Attended Norcross (Ga.) High School and played for head coach Keith Maloof.
- » Finished his senior season with 132 tackles, 40 tackles for loss and 6.0 sacks and led his team to a 13-2 record and a state championship.
- » Was named to the Atlanta Journal-Constitution's 2013 Super 11 and Class AAAAAA All State team and was named an American Family Insurance USA Today All-USA First Team.
- » Served as the captain of the Team of Teams group that partnered with United Way of NYC's EducateNYC program throughout the 2020 season to support educational equity in Brownsville, Brooklyn.
- » Majored in psychology at Georgia.

IN THE COMMUNITY

ΟΟΣΩΝΕÏ JÏ

- » Participated in Hometown Huddle where the entire team volunteered and cleaned Anderson Park in Atlanta.
- » Visited Joint Army and Airforce Base, Lewis-McChord Army and spent time with active military members in Seattle, Wash.

TRANSACTIONS

- » Selected by the New York Giants in the third round (66th overall) of the 2018 NFL Draft.
- » Signed by the Atlanta Falcons as an unrestricted free agent on March 22, 2022.
- » Re-signed by the Atlanta Falcons on March 7, 2023.

REGULAR SEASON COMPARISON: DEFENSIVE - CAROLINA PANTHERS

DATE	OPP	TACKLES											MISC		
		W/L	GP/GS	TOT	SOLO	ASST	SACK	YDS.	INT	TFL	PD	QBH	TD	FF	FR
10/7/18	NYG @ CAR	L	P	2	1	1	0.0	0.0	0	1	0	0	0	0	0
10/24/21	NYG vs. CAR	W	S	4	2	2	0.0	0.0	0	0	0	0	0	0	
10/30/22	ATL vs. CAR	W	S	4	1	3	0.0	0.0	1	0	1	0	1	0	
11/10/22	ATL @ CAR	L	S	5	2	3	0.0	0.0	0	1	0	0	0	0	
TOTALS		2/2	4/3	15	6	9	0.0	0.0	1	2	1	0	1	0	

LORENZO CARTER'S NFL REGULAR SEASON DEFENSIVE STATISTICS

DATE	TEAM	GP	GS	TK	TACKLES					INTERCEPTIONS					FUMBLES			ST			MISC						
					S	A	TFL	YDS	SK	YDS	QBH	NO	YDS	LG	TD	PD	FF	FR	TD	YDS	TK	S	A	FF	FR	S	A
2022	Falcons	17	17	58	29	29	6	28	4.0	26.0	12	1	28	28	1	2	0	1	0	0	0	0	0	0	0	0	0
2021	Giants	14	14	50	28	22	6	14	5.0	16.0	8	1	1	1	0	5	2	1	0	0	0	0	0	0	0	0	
2020	Giants	5	5	15	11	4	2	8	1.0	5.0	4	0	0	0	0	1	0	0	0	0	0	0	0	0	0	0	
2019	Giants	15	12	45	25	20	6	24	4.5	19.5	13	0	0	0	0	5	1	0	0	0	0	0	0	0	0	0	
2018	Giants	15	2	39	28	11	7	22	4.0	19.0	10	0	0	0	0	4	0	0	0	0	0	4	2	2	0	0	
NFL TOTALS		66	50	207	121	86	27	96	18.5	85.5	47	2	29	28	1	17	3	2	0	0	4	2	2	0	0	0	

LORENZO CARTER'S SINGLE-GAME HIGHS: DEFENSIVE

<p>Total Tackles 9 vs. Washington Football Team, Jan 09, 2022 7 vs. Cleveland Browns, Oct 02, 2022 7 vs. Pittsburgh Steelers, Sep 14, 2020 ...1 more at 7.</p> <p>Solo Tackles 6 vs. Washington Football Team, Jan 09, 2022 6 at San Francisco 49ers, Nov 12, 2018 5 vs. Cleveland Browns, Oct 02, 2022 ...1 more at 5.</p> <p>Sacks 2.0 vs. Dallas Cowboys, Dec 19, 2021 1.0 vs. Chicago Bears, Nov 20, 2022 1.0 at Cincinnati Bengals, Oct 23, 2022 ...13 more at 1.0.</p> <p>Passes Defensed 1 vs. Carolina Panthers, Oct 30, 2022 1 vs. Cleveland Browns, Oct 02, 2022 ...15 more at 1.</p> <p>Forced Fumbles 1 at Philadelphia Eagles, Dec 26, 2021 1 vs. Dallas Cowboys, Dec 19, 2021 ...1 more at 1.</p>	<p>Fumble Recoveries 1 at New Orleans Saints, Dec 18, 2022 1 vs. Atlanta Falcons, Sep 26, 2021 3 at San Francisco 49ers, Nov 12, 2018</p> <p>Tackles For Loss 2 at Chicago Bears, Jan 02, 2022 2 vs. Dallas Cowboys, Dec 19, 2021 ...1 more at 2.</p> <p>Interceptions 1 vs. Carolina Panthers, Oct 30, 2022 1 at Dallas Cowboys, Oct 10, 2021</p> <p>Interception Return Yards 1 at Dallas Cowboys, Oct 10, 2021</p> <p>Special Teams Tackles 1 at Indianapolis Colts, Dec 23, 2018 1 vs. Tampa Bay Buccaneers, Nov 18, 2018 ...2 more at 1.</p>	
--	--	--

LORENZO CARTER'S 2022 GXG REGULAR-SEASON STATISTICS (FALCONS)

DATE	OPPONENT	P/S	TACKLES					INTERCEPTIONS				FUMBLES				ST		MISC		W/L	SCORE						
			TK	S	A	SK	YDS	TFL	YDS	QBH	NO	YDS	LG	TD	PD	FF	FR	TD	YDS			TK	S	A	FF	FR	S
09/11	Saints	S	2	0	20.5	6.0	0	0	2	0	0	0	0	0	0	0	0	0	0	0	0	0	0	0	0	L	26-27
09/18	at Rams	S	2	1	10.0	0.0	1	3	0	0	0	0	0	0	0	0	0	0	0	0	0	0	0	0	0	L	27-31
09/25	at Seahawks	S	2	1	11.0	7.0	1	7	1	0	0	0	0	0	0	0	0	0	0	0	0	0	0	0	0	W	27-23
10/02	Browns	S	7	5	20.0	0.0	0	0	1	0	0	0	0	1	0	0	0	0	0	0	0	0	0	0	0	W	23-20
10/09	at Buccaneers	S	3	2	10.0	0.0	0	0	1	0	0	0	0	0	0	0	0	0	0	0	0	0	0	0	0	L	15-21
10/16	49ers	S	0	0	00.0	0.0	0	0	0	0	0	0	0	0	0	0	0	0	0	0	0	0	0	0	0	W	28-14
10/23	at Bengals	S	2	1	11.0	7.0	1	7	1	0	0	0	0	0	0	0	0	0	0	0	0	0	0	0	0	L	17-35
10/30	Panthers	S	4	1	30.0	0.0	0	0	0	1	28	28	1	1	0	0	0	0	0	0	0	0	0	0	0	W	37-34+
11/06	Chargers	S	3	2	10.0	0.0	0	0	0	0	0	0	0	0	0	0	0	0	0	0	0	0	0	0	0	L	17-20
11/10	at Panthers	S	5	2	30.0	0.0	1	2	0	0	0	0	0	0	0	0	0	0	0	0	0	0	0	0	0	L	15-25
11/20	Bears	S	5	4	11.0	2.0	1	2	1	0	0	0	0	0	0	0	0	0	0	0	0	0	0	0	0	W	27-24
11/27	at Commanders	S	3	2	10.0	0.0	0	0	0	0	0	0	0	0	0	0	0	0	0	0	0	0	0	0	0	L	13-19
12/04	Steelers	S	3	0	30.0	0.0	0	0	2	0	0	0	0	0	0	0	0	0	0	0	0	0	0	0	0	L	16-19
12/18	at Saints	S	5	2	30.5	4.0	0	0	1	0	0	0	0	0	0	1	0	0	0	0	0	0	0	0	0	L	18-21
12/24	at Ravens	S	5	3	20.0	0.0	0	0	0	0	0	0	0	0	0	0	0	0	0	0	0	0	0	0	0	L	9-17
01/01	Cardinals	S	4	1	30.0	0.0	0	0	1	0	0	0	0	0	0	0	0	0	0	0	0	0	0	0	0	W	20-19
01/08	Buccaneers	S	3	2	10.0	0.0	1	7	1	0	0	0	0	0	0	0	0	0	0	0	0	0	0	0	0	W	30-17
2022 TOTALS		17-17	58	29	29	4.0	26.0	6	28	12	1	28	28	1	2	0	1	0	0	0	0	0	0	0	0	7-10	

+ - Overtime

LORENZO CARTER'S 2021 GXG REGULAR-SEASON STATISTICS (GIANTS)

DATE	OPPONENT	P/S	TACKLES					INTERCEPTIONS				FUMBLES				ST		MISC		W/L	SCORE						
			TK	S	A	SK	YDS	TFL	YDS	QBH	NO	YDS	LG	TD	PD	FF	FR	TD	YDS			TK	S	A	FF	FR	S
09/12	Broncos		NOT ON ROSTER																				L	13-27			
09/16	at Football Team	S	4	2	20.0	0.0	0	0	1	0	0	0	0	0	0	0	0	0	0	0	0	0	0	0	0	L	29-30
09/26	Falcons	S	1	1	00.0	0.0	1	1	0	0	0	0	0	0	0	1	0	0	0	0	0	0	0	0	0	L	14-17
10/03	at Saints	S	4	0	40.0	0.0	0	0	0	0	0	0	0	0	0	0	0	0	0	0	0	0	0	0	0	W	27-21+
10/10	at Cowboys	S	2	1	10.0	0.0	0	0	0	1	1	1	0	1	0	0	0	0	0	0	0	0	0	0	0	L	20-44
10/17	Rams	S	1	1	00.0	0.0	0	0	0	0	0	0	0	0	0	0	0	0	0	0	0	0	0	0	0	L	11-38
10/24	Panthers	S	4	2	20.0	0.0	0	0	0	0	0	0	0	0	0	0	0	0	0	0	0	0	0	0	0	W	25-3
11/01	at Chiefs		ON INACTIVE LIST																				L	17-20			
11/07	Raiders		ON INACTIVE LIST																				W	23-16			
11/22	at Buccaneers		ON INACTIVE LIST																				L	10-30			
11/28	Eagles	S	1	1	00.0	0.0	0	0	0	0	0	0	0	0	0	0	0	0	0	0	0	0	0	0	0	W	13-7
12/05	at Dolphins	S	3	2	10.0	0.0	0	0	0	0	0	0	0	0	0	0	0	0	0	0	0	0	0	0	0	L	9-20
12/12	at Chargers	S	4	1	30.0	0.0	0	0	1	0	0	0	0	0	0	0	0	0	0	0	0	0	0	0	0	L	21-37
12/19	Cowboys	S	4	3	12.0	2.0	2	3	3	0	0	0	0	1	1	0	0	0	0	0	0	0	0	0	0	L	6-21
12/26	at Eagles	S	3	2	11.0	5.0	0	0	1	0	0	0	0	1	1	0	0	0	0	0	0	0	0	0	0	L	10-34
01/02	at Bears	S	6	5	11.0	2.0	2	3	1	0	0	0	0	1	0	0	0	0	0	0	0	0	0	0	0	L	3-29
01/09	Football Team	S	9	6	31.0	7.0	1	7	1	0	0	0	0	1	0	0	0	0	0	0	0	0	0	0	0	L	7-22
2021 TOTALS		13-13	46	27	19	5.0	16.0	6	14	8	1	1	1	0	5	2	1	0	0	0	0	0	0	0	0	4-13	

+ - Overtime

LORENZO CARTER'S 2020 GXG REGULAR-SEASON STATISTICS (GIANTS)

DATE	OPPONENT	P/S	TACKLES							INTERCEPTIONS				FUMBLES			ST		MISC		W/L	SCORE					
			TK	S	A	SK	YDS	TFL	YDS	QBH	NO	YDS	LG	TD	PD	FF	FR	TD	YDS	TK			S	A	FF	FR	S
09/14	Steelers	S	7	4	3	0.0	0.0	0	0	1	0	0	0	0	0	0	0	0	0	0	0	0	0	0	0	L	16-26
09/20	at Bears	S	4	4	0	1.0	5.0	1	5	1	0	0	0	0	0	0	0	0	0	0	0	0	0	0	L	13-17	
09/27	49ers	S	2	2	0	0.0	0.0	1	3	1	0	0	0	0	1	0	0	0	0	0	0	0	0	0	L	9-36	
10/04	at Rams	S	2	1	1	0.0	0.0	0	0	0	0	0	0	0	0	0	0	0	0	0	0	0	0	0	L	9-17	
10/11	at Cowboys	S	0	0	0	0.0	0.0	0	0	1	0	0	0	0	0	0	0	0	0	0	0	0	0	0	L	34-37	
10/18	Football Team		ON INACTIVE LIST																				W	20-19			
10/22	at Eagles		DID NOT PLAY																				L	21-22			
11/02	Buccaneers		DID NOT PLAY																				L	23-25			
11/08	at Football Team		DID NOT PLAY																				W	23-20			
11/15	Eagles		DID NOT PLAY																				W	27-17			
11/29	at Bengals		DID NOT PLAY																				W	19-17			
12/06	at Seahawks		INJURED RESERVE																				W	17-12			
12/13	Cardinals		NOT ON ROSTER																				L	7-26			
12/20	Browns		NOT ON ROSTER																				L	6-20			
12/27	at Ravens		NOT ON ROSTER																				L	13-27			
01/03	Cowboys		NOT ON ROSTER																				W	23-19			
2020 TOTALS		5-5	15	11	4	1.0	5.0	2	8	4	0	0	0	0	1	0	0	0	0	0	0	0	0	0	0	6-10	



ΤΥ ΑΘΛΑΤΙΚΗ ΟΔΟΣ

- » Started all 17 games at center.
- » Helped the Falcons rush for the second-most yards in a single season in franchise history (2,718 yards).
- » Anchored an offensive line that helped the Falcons become the first team to have four players with at least 250 rushing yards through the first eight games of a season in NFL history.
- » Blocked for an offense that had a running back (Tyler Allgeier) set a rookie franchise record with 1,035 rushing yards.

ΟΥΣΑΝΤΑ

- » Appeared in all 17 games as a rookie in 2021.

ΟΑΛΛΟΘΩ

- » Played four seasons (2017-20) at Stanford University.
- » Started 22-of-25 games (20 at center, two at guard) over four years for the Cardinal.

- » Did not allow a single pressure as a senior, fortifying a Stanford offensive line that did not allow a sack all season in 2020.
- » Earned first-team All-Pac 12 honors as a senior and was named team captain.
- » Started all 12 games at center as a junior in 2019 and was named second-team All-Pac 12.
- » Appeared in seven games (four starts) as a sophomore in 2018, earned Pac-12 All-Academic first-team honors.

ΑΘΛΗΤΙΚΗ ΚΑΡΕΡΑ

- » Attended Palma (Calif.) High School where he lettered in football and track.
- » Father, Chris, played football at Stanford and professionally for the San Francisco 49ers (won Super Bowl XXIX), and coached for Stanford, the Atlanta Falcons and the 49ers.
- » Grandfather, Buck Dalman, played football for the Santa Cruz Seahawks
- » Sister, Kate, works in the Stanford Football program.

IN THE COMMUNITY

ΟΙΣΑΝΤΑ

- » Gave Thanksgiving meals to 1500 families in Atlanta as part of the Falcons Feast at Home Depot Backyard.
- » Participated in Hometown Huddle where the entire team volunteered and cleaned Anderson Park in Atlanta.
- » Attended Fishing with the Falcons Boat Day, where players spends time fishing with military veterans.
- » Attended the Special K first ever flag football event.

TRANSACTIONS

- » Selected by the Atlanta Falcons in the fourth round (114th overall) of the 2021 NFL Draft.

DREW DALMAN'S NFL REGULAR SEASON STATISTICS

DATE	TEAM	GP	GS
2022	Falcons	17	17
2021	Falcons	17	0
NFL TOTALS		34	17

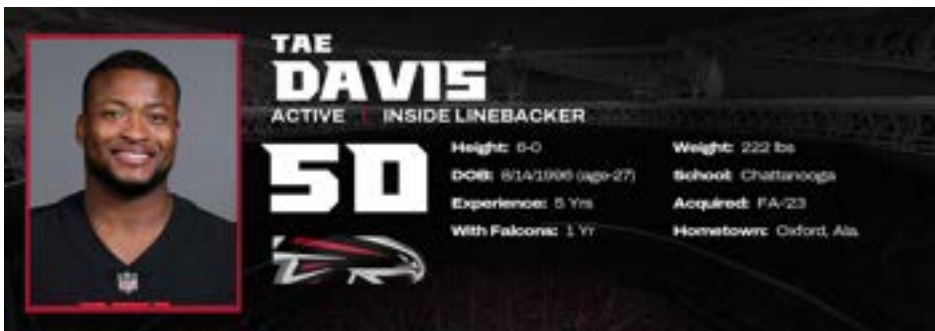
DREW DALMAN'S 2022 GXG REGULAR-SEASON STATISTICS (FALCONS)

DATE	OPPONENT	P/S		W/L	SCORE
09/11	Saints	S		L	26-27
09/18	at Rams	S		L	27-31
09/25	at Seahawks	S		W	27-23
10/02	Browns	S		W	23-20
10/09	at Buccaneers	S		L	15-21
10/16	49ers	S		W	28-14
10/23	at Bengals	S		L	17-35
10/30	Panthers	S		W	37-34+
11/06	Chargers	S		L	17-20
11/10	at Panthers	S		L	15-25
11/20	Bears	S		W	27-24
11/27	at Commanders	S		L	13-19
12/04	Steelers	S		L	16-19
12/18	at Saints	S		L	18-21
12/24	at Ravens	S		L	9-17
01/01	Cardinals	S		W	20-19
01/08	Buccaneers	S		W	30-17
2022 TOTALS		17-17		7-10	

+ - Overtime

DREW DALMAN'S 2021 GXG REGULAR-SEASON STATISTICS (FALCONS)

DATE	OPPONENT	P/S		W/L	SCORE
09/12	Eagles	P		L	6-32
09/19	at Buccaneers	P		L	25-48
09/26	at Giants	P		W	17-14
10/03	Football Team	P		L	30-34
10/10	Jets	P		W	27-20
10/24	at Dolphins	P		W	30-28
10/31	Panthers	P		L	13-19
11/07	at Saints	P		W	27-25
11/14	at Cowboys	P		L	3-43
11/18	Patriots	P		L	0-25
11/28	at Jaguars	P		W	21-14
12/05	Buccaneers	P		L	17-30
12/12	at Panthers	P		W	29-21
12/19	at 49ers	P		L	13-31
12/26	Lions	P		W	20-16
01/02	at Bills	P		L	15-29
01/09	Saints	P		L	20-30
2021 TOTALS		17-0		7-10	



📖 📖 📖

- » Has played in 45 games (five starts) recording 37 total tackles (28 solo), five quarterback hits, 2.0 sacks, two tackles for loss, two passes defended and 15 special teams tackles in four seasons for the Giants and Browns.
- » Appeared in five games last season, recording five special teams tackles for the Browns.
- » In 2020, he appeared in 13 games for the Browns, posting one pass defended and seven special teams tackles.
- » He appeared in 12 games (one start) in 2019, notching five total tackles (three solo), one quarterback hit and seven special teams tackles for the Browns and Giants.
- » In 2018, he tallied single-season career highs in total tackles (32), quarterback hits (four), sacks (2.0), tackles for loss (two), while adding one pass defended and one special teams tackle.

- » Named SoCon Defensive Player of the Week after a career-high 14 total tackles (11 solo) at Samford.
- » In 2016, he played in all 13 games (one start), recording 31 total tackles (23 solo), one forced fumble and one pass defended.
- » Saw time as a freshman and sophomore as a reserve in 2014 and 2015, notching 14 total tackles (seven solo) and one pass defended.
- » As a sophomore in 2015, he registered eight special teams tackles and one punt block in the season opener against Jackson State.

🏈 🏈 🏈

- » Attended Oxford High School in Oxford, Ala.
- » As a senior in 2013, he led the Yellow Jackets with 104 tackles, 7.5 tackles for loss and eight passes defended. He also had two interceptions returned for touchdowns and guided Oxford to a 9-3 record.
- » He ran track at Oxford and was named Best Sprinter on the track team.
- » Member of the Honor Society and the National Junior Beta Club.
- » Full name is Octavious Marquez Davis.
- » Son of ShaRhonda Davis.
- » Majored in health and human performance UT Chattanooga.

🏈 🏈 🏈

- » Played four seasons at the University of Tennessee at Chattanooga in Chattanooga, Tennessee.
- » Played in 49 games (10 starts), totaling 119 total tackles (72 solo), five tackles for loss, three passes defended, two forced fumbles and one sack for the Mocs.
- » As a senior in 2017, he started his first full season, leading the team in total tackles with 74 (42 solo) and

TRANSACTIONS

- » Originally signed by the New York Giants following the 2018 NFL Draft.
- » Released by the New York Giants on Oct. 29, 2019.
- » Claimed by the Cleveland Browns on Oct. 30, 2019.
- » Signed by the Houston Texans on March 23, 2021.
- » Released by the Houston Texans on Aug. 30, 2021.
- » Re-signed by the Houston Texans on March 1, 2022.
- » Released by the Houston Texans on Aug. 21, 2022.
- » Signed by the Las Vegas Raiders on Aug. 22, 2022.
- » Released by the Las Vegas Raiders on Sept. 2, 2022.
- » Signed to the Cleveland Browns practice squad on Nov 29, 2022.
- » Signed to the Cleveland Browns active roster on Dec. 10, 2022.
- » Signed by the Atlanta Falcons on March 17, 2023.

TAE DAVIS' NFL REGULAR SEASON DEFENSIVE STATISTICS

DATE	TEAM	GP	TACKLES										INTERCEPTIONS					FUMBLES					ST			MISC		
			GS	TK	S	A	TFL	YDS	SK	YDS	QBH	NO	YDS	LG	TD	PD	FF	FR	TD	YDS	TK	S	A	FF	FR	S	A	
2022	Browns	5	0	0	0	0	0	0	0	0	0.0	0.0	0	0	0	0	0	0	0	0	5	2	3	0	0	0	0	
Went from Houston to Cleveland .																												
2022	Texans	0	0	0	0	0	0	0	0	0.0	0.0	0	0	0	0	0	0	0	0	0	0	0	0	0	0	0	0	
2022	TOTAL	5	0	0	0	0	0	0	0	0.0	0.0	0	0	0	0	0	0	0	0	0	5	2	3	0	0	0	0	
2021	Texans	0	0	0	0	0	0	0	0	0.0	0.0	0	0	0	0	0	0	0	0	0	0	0	0	0	0	0		
2020	Browns	13	0	0	0	0	0	0	0	0.0	0.0	0	0	0	0	0	0	0	0	0	7	7	0	0	0	0		
2019	Browns	8	0	0	0	0	0	0	0	0.0	0.0	0	0	0	0	0	0	0	0	6	4	2	0	0	0	0		
Went from N.Y. Giants to Cleveland .																												
2019	Giants	4	1	5	3	2	0	0	0.0	0.0	1	0	0	0	0	0	0	0	0	1	0	1	0	0	0	0		
2019	TOTAL	12	1	5	3	2	0	0	0.0	0.0	1	0	0	0	0	0	0	0	0	7	4	3	0	0	0	0		
2018	Giants	14	4	32	25	7	2	11	2.0	11.0	4	0	0	0	0	1	0	0	0	1	1	0	0	0	0	0		
NFL TOTALS		44	5	37	28	9	2	11	2.0	11.0	5	0	0	0	0	2	0	0	0	0	20	14	6	0	0	0		

TAE DAVIS' NFL POSTSEASON DEFENSIVE STATISTICS

DATE	TEAM	GP	TACKLES										INTERCEPTIONS					FUMBLES					ST			MISC		
			GS	TK	S	A	TFL	YDS	SK	YDS	QBH	NO	YDS	LG	TD	PD	FF	FR	TD	YDS	TK	S	A	FF	FR	S	A	
2020	Browns	2	0	0	0	0	0	0	0	0.0	0.0	0	0	0	0	0	0	0	0	0	2	0	2	0	0	0		
NFL TOTALS		2	0	0	0	0	0	0	0.0	0.0	0	0	0	0	0	0	0	0	0	0	2	0	2	0	0	0		

TAE DAVIS' SINGLE-GAME HIGHS: DEFENSIVE

- | | |
|---|--|
| <p>Total Tackles 8 at Indianapolis Colts, Dec 23, 2018
6 vs. Washington Redskins, Oct 28, 2018
5 vs. Tampa Bay Buccaneers, Nov 18, 2018</p> <p>Solo Tackles 6 at Indianapolis Colts, Dec 23, 2018
5 vs. Tampa Bay Buccaneers, Nov 18, 2018
5 vs. Washington Redskins, Oct 28, 2018</p> <p>Sacks
1.0 at Indianapolis Colts, Dec 23, 2018
1.0 at Philadelphia Eagles, Nov 25, 2018</p> | <p>Passes Defensed 1 at Tennessee Titans, Dec 06, 2020
1 vs. Washington Redskins, Oct 28, 2018</p> <p>Tackles For Loss 1 at Indianapolis Colts, Dec 23, 2018
1 at Philadelphia Eagles, Nov 25, 2018</p> <p>Special Teams Tackles 2 vs. Baltimore Ravens, Dec 14, 2020
2 at Tennessee Titans, Dec 06, 2020
...1 more at 2.</p> |
|---|--|

TAE DAVIS' SINGLE-GAME HIGHS - POSTSEASON: DEFENSIVE

- Special Teams Tackles** 2 at Pittsburgh Steelers, Jan 10, 2021

TAE DAVIS' 2022 GXG REGULAR-SEASON STATISTICS (TEXANS/BROWNS)

DATE	OPPONENT	P/S	TACKLES										INTERCEPTIONS					FUMBLES					ST			MISC		
			TK	S	A	SK	YDS	TFL	YDS	QBH	NO	YDS	LG	TD	PD	FF	FR	TD	YDS	TK	S	A	FF	FR	S	A	W/L	SCORE
09/11	Colts		NOT ON ANY TEAM																				T	20-20				
09/18	at Broncos		NOT ON ANY TEAM																				L	9-16				
09/25	at Bears		NOT ON ANY TEAM																				L	20-23				
10/02	Chargers		NOT ON ANY TEAM																				L	24-34				
10/09	at Jaguars		NOT ON ANY TEAM																				W	13-6				
10/23	at Raiders		NOT ON ANY TEAM																				L	20-38				
10/30	Titans		NOT ON ANY TEAM																				L	10-17				
11/03	Eagles		NOT ON ANY TEAM																				L	17-29				
11/13	at Giants		NOT ON ANY TEAM																				L	16-24				
11/20	Commanders		NOT ON ANY TEAM																				L	10-23				
11/27	at Dolphins		NOT ON ANY TEAM																				L	15-30				
12/04	Browns		NOT ON ANY TEAM																				L	14-27				
Went from Texans to Browns .																												
12/11	at Bengals	P	0	0	0	0	0	0	0	0	0	0	0	0	0	0	0	0	0	0	0	0	0	0	0	L	10-23	
12/17	Ravens	P	0	0	0	0	0	0	0	0	0	0	0	0	0	0	0	0	0	3	2	1	0	0	0	W	13-3	
12/24	Saints	P	0	0	0	0	0	0	0	0	0	0	0	0	0	0	0	0	1	0	1	0	0	0	0	L	10-17	
01/01	at Commanders	P	0	0	0	0	0	0	0	0	0	0	0	0	0	0	0	0	0	0	0	0	0	0	0	W	24-10	
01/08	at Steelers	P	0	0	0	0	0	0	0	0	0	0	0	0	0	0	0	0	1	0	1	0	0	0	0	L	14-28	
2022 TOTALS		5-0	0	0	0	0	0	0	0	0	0	0	0	0	0	0	0	0	5	2	3	0	0	0	0	3-13-1		

TAE DAVIS' 2021 GXG REGULAR-SEASON STATISTICS (TEXANS)

		TACKLES				INTERCEPTIONS				FUMBLES				ST		MIS								
DATE	OPPONENT	P/S	T	YD	TF	YD	QB	N	YD	L	T	P	F	F	YD	T	F	F	S	A	W/L	SCORE		
			K	S	SK	S	L	S	H	O	S	G	D	D	F	R	D	S	K	S	A	F	R	
09/12	Jaguars																					W	37-21	
09/19	at Browns																					L	21-31	
09/23	Panthers																					L	9-24	
10/03	at Bills																					L	0-40	
10/10	Patriots																					L	22-25	
10/17	at Colts																					L	3-31	
10/24	at Cardinals																					L	5-31	
10/31	Rams																					L	22-38	
11/07	at Dolphins																					L	9-17	
11/21	at Titans																					W	22-13	
11/28	Jets																					L	14-21	
12/05	Colts																					L	0-31	
12/12	Seahawks																					L	13-33	
12/19	at Jaguars																					W	30-16	
12/26	Chargers																					W	41-29	
01/02	at 49ers																					L	7-23	
01/09	Titans																					L	25-28	
2021 TOTALS			0	0	0	0	0	0	0	0	0	0	0	0	0	0	0	0	0	0	0	0	4-13	

TAE DAVIS' 2020 GXG REGULAR-SEASON STATISTICS (BROWNS)

		TACKLES				INTERCEPTIONS				FUMBLES				ST		MIS									
DATE	OPPONENT	P/S	TK	YD	TF	YD	QB	N	YD	L	T	P	F	F	YD	T	F	F	S	A	W/L	SCORE			
			S	S	SK	S	L	S	H	O	S	G	D	D	F	R	D	S	K	S	A	F	R		
09/13	at Ravens	P	0	0	0	0	0	0	0	0	0	0	0	0	0	0	0	0	0	0	0	0	0	L	6-38
09/17	Bengals	P	0	0	0	0	0	0	0	0	0	0	0	0	0	0	0	0	0	0	0	0	0	W	35-30
09/27	Football Team	P	0	0	0	0	0	0	0	0	0	0	0	0	0	0	0	0	0	0	0	0	0	W	34-20
10/04	at Cowboys																						W	49-38	
10/11	Colts																						W	32-23	
10/18	at Steelers	P	0	0	0	0	0	0	0	0	0	0	0	0	0	0	0	0	0	0	0	0	L	7-38	
10/25	at Bengals	P	0	0	0	0	0	0	0	0	0	0	0	0	0	0	0	0	0	0	0	0	W	37-34	
11/01	Raiders	P	0	0	0	0	0	0	0	0	0	0	0	0	0	0	0	0	0	0	0	0	L	6-16	
11/15	Texans	P	0	0	0	0	0	0	0	0	0	0	0	0	0	0	0	0	0	0	0	0	W	10-7	
11/22	Eagles																						W	22-17	
11/29	at Jaguars	P	0	0	0	0	0	0	0	0	0	0	0	0	0	0	0	0	0	0	0	0	W	27-25	
12/06	at Titans	P	0	0	0	0	0	0	0	0	0	0	1	0	0	0	0	0	0	0	0	0	W	41-35	
12/14	Ravens	P	0	0	0	0	0	0	0	0	0	0	0	0	0	0	0	0	0	0	0	0	L	42-47	
12/20	at Giants	P	0	0	0	0	0	0	0	0	0	0	0	0	0	0	0	0	0	0	0	0	W	20-6	
12/27	at Jets	P	0	0	0	0	0	0	0	0	0	0	0	0	0	0	0	0	0	0	0	0	L	16-23	
01/03	Steelers	P	0	0	0	0	0	0	0	0	0	0	0	0	0	0	0	0	0	0	0	0	W	24-22	
2020 TOTALS		13-0	0	0	0	0	0	0	0	0	0	0	1	0	0	0	0	0	0	0	0	0	0	11-5	

TAE DAVIS' 2020 GXG POSTSEASON STATISTICS (BROWNS)

			TACKLES				INTERCEPTIONS					FUMBLES				ST			MIS						
DATE	OPPONENT	P/S	T	S	YD	TF	YD	QB	N	YD	L	T	P	F	F	YD	T	F	F				SCORE		
			K	S	S	L	S	H	O	S	G	D	D	F	R	D	K	S	A	F	R	S	A	W/L	
01/10	at Steelers	P	0	0	0	0.0	0	0	0	0	0	0	0	0	0	0	2	0	2	0	0	0	0	W	48-37
01/17	at Chiefs	P	0	0	0	0.0	0	0	0	0	0	0	0	0	0	0	0	0	0	0	0	0	0	L	17-22
2020 TOTALS		2-0	0	0	0	0.0	0	0	0	0	0	0	0	0	0	0	2	0	2	0	0	0	0	1-1	

LUKAS DENIS' 2022 GXG REGULAR-SEASON STATISTICS (BUCCANEERS)

			TACKLES					INTERCEPTIONS					FUMBLES			ST			MIS C						
DATE	OPPONENT	P/S	T K	S A	SK	YD S	TF L	YD S	QB H	N O	YD S	L G	T D	P D	F F	F R	YD D	T K	F A	F F	R S	S A	W/L	SCORE	
09/11	at Cowboys									NOT ON ROSTER													W	19-3	
09/18	at Saints									NOT ON ROSTER													W	20-10	
09/25	Packers									NOT ON ROSTER													L	12-14	
10/02	Chiefs									NOT ON ROSTER													L	31-41	
10/09	Falcons									NOT ON ROSTER													W	21-15	
10/16	at Steelers									NOT ON ROSTER													L	18-20	
10/23	at Panthers									NOT ON ROSTER													L	3-21	
10/27	Ravens									NOT ON ROSTER													L	22-27	
11/06	Rams									NOT ON ROSTER													W	16-13	
11/13	Seahawks									NOT ON ROSTER													W	21-16	
11/27	at Browns									NOT ON ROSTER													L	17-23+	
12/05	Saints									NOT ON ROSTER													W	17-16	
12/11	at 49ers									NOT ON ROSTER													L	7-35	
12/18	Bengals									NOT ON ROSTER													L	23-34	
12/25	at Cardinals									NOT ON ROSTER													W	19-16+	
01/01	Panthers									NOT ON ROSTER													W	30-24	
01/08	at Falcons									NOT ON ROSTER													L	17-30	
2022 TOTALS			0	0	0	0.0	0	0	0	0	0	0	0	0	0	0	0	0	0	0	0	0	0	0	8-9

+ - Overtime

LUKAS DENIS' 2021 GXG REGULAR-SEASON STATISTICS (BUCCANEERS)

			TACKLES					INTERCEPTIONS					FUMBLES			ST			MISC					
DATE	OPPONENT	P/S	T K	S A	SK	YDS TFL	YDS L	QB H	N O	YDS LG	T D	P D	F F	F R	T D	YDS	T K	S A	F F	R S	S A	W/L	SCORE	
09/09	Cowboys								NOT ON ROSTER													W	31-29	
09/19	Falcons								NOT ON ROSTER													W	48-25	
09/26	at Rams								NOT ON ROSTER													L	24-34	
10/03	at Patriots								NOT ON ROSTER													W	19-17	
10/10	Dolphins								NOT ON ROSTER													W	45-17	
10/14	at Eagles								NOT ON ROSTER													W	28-22	
10/24	Bears								NOT ON ROSTER													W	38-3	
10/31	at Saints								NOT ON ROSTER													L	27-36	
11/14	at Football Team								NOT ON ROSTER													L	19-29	
11/22	Giants								NOT ON ROSTER													W	30-10	
11/28	at Colts								NOT ON ROSTER													W	38-31	
12/05	at Falcons								NOT ON ROSTER													W	30-17	
12/12	Bills								NOT ON ROSTER													W	33-27+	
12/19	Saints								NOT ON ROSTER													L	0-9	
12/26	at Panthers								NOT ON ROSTER													W	32-6	
01/02	at Jets								NOT ON ROSTER													W	28-24	
01/09	Panthers								NOT ON ROSTER													W	41-17	
2021 TOTALS			0	0	0	0.0	0	0	0	0	0	0	0	0	0	0	0	0	0	0	0	0	0	13-4

+ - Overtime

LUKAS DENIS' 2020 GXG REGULAR-SEASON STATISTICS (BUCCANEERS)

		TACKLES					INTERCEPTIONS					FUMBLES			ST			MIS									
DATE	OPPONENT	P/S	T K	S	ASK	YD S	TF L	YD S	QB H	N O	YD S	L G	T D	P D	F F	T R	YD S	T K	F S	F R	F R	S A	W/L	SCORE			
09/13	at Saints									NOT ON ROSTER														L	23-34		
09/20	Panthers									NOT ON ROSTER														W	31-17		
09/27	at Broncos									NOT ON ROSTER														W	28-10		
10/04	Chargers									NOT ON ROSTER														W	38-31		
10/08	at Bears									NOT ON ROSTER														L	19-20		
10/18	Packers									NOT ON ROSTER														W	38-10		
10/25	at Raiders									NOT ON ROSTER														W	45-20		
11/02	at Giants									NOT ON ROSTER														W	25-23		
11/08	Saints									NOT ON ROSTER														L	3-38		
11/15	at Panthers									NOT ON ROSTER														W	46-23		
11/23	Rams									NOT ON ROSTER														L	24-27		
11/29	Chiefs									NOT ON ROSTER														L	24-27		
12/13	Vikings									NOT ON ROSTER														W	26-14		
12/20	at Falcons									NOT ON ROSTER														W	31-27		
12/26	at Lions									NOT ON ROSTER														W	47-7		
01/03	Falcons									NOT ON ROSTER														W	44-27		
2020 TOTALS			0	0	0	0	0	0	0	0	0	0	0	0	0	0	0	0	0	0	0	0	0	0	0	11-5	

LUKAS DENIS' 2022 GXG POSTSEASON STATISTICS (BUCCANEERS)

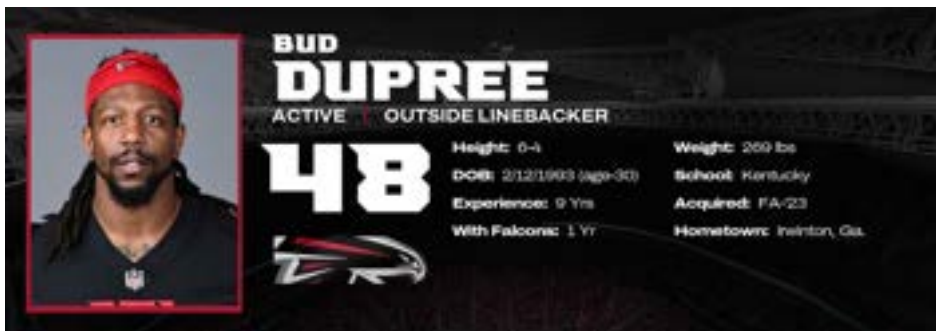
		TACKLES					INTERCEPTIONS					FUMBLES			ST			MIS									
DATE	OPPONENT	P/S	T K	S	ASK	YD S	TF L	YD S	QB H	N O	YD S	L G	T D	P D	F F	T R	YD S	T K	F S	F R	F R	S A	W/L	SCORE			
01/16	Cowboys									NOT ON ROSTER														L	14-31		
2022 TOTALS			0	0	0	0	0	0	0	0	0	0	0	0	0	0	0	0	0	0	0	0	0	0	0	0-1	

LUKAS DENIS' 2021 GXG POSTSEASON STATISTICS (BUCCANEERS)

		TACKLES					INTERCEPTIONS					FUMBLES			ST			MIS									
DATE	OPPONENT	P/S	T K	S	ASK	YD S	TF L	YD S	QB H	N O	YD S	L G	T D	P D	F F	T R	YD S	T K	F S	F R	F R	S A	W/L	SCORE			
01/16	Eagles									NOT ON ROSTER														W	31-15		
01/23	Rams									NOT ON ROSTER														L	27-30		
2021 TOTALS			0	0	0	0	0	0	0	0	0	0	0	0	0	0	0	0	0	0	0	0	0	0	0	1-1	

LUKAS DENIS' 2020 GXG POSTSEASON STATISTICS (BUCCANEERS)

		TACKLES					INTERCEPTIONS					FUMBLES			ST			MISC												
DATE	OPPONENT	P/S	TK	S	A	SK	YDS	TFL	YDS	QBH	NO	YDS	LG	TD	PD	FF	FR	TD	YDS	TK	S	A	FF	FR	S	A	W/L	SCORE		
01/09	at Football Team									NOT ON ROSTER														W	31-23					
01/17	at Saints									NOT ON ROSTER														W	30-20					
01/24	at Packers									NOT ON ROSTER														W	31-26					
02/07	Chiefs									NOT ON ROSTER														W	31-9					
2020 TOTALS			0	0	0	0	0	0	0	0	0	0	0	0	0	0	0	0	0	0	0	0	0	0	0	0	0	0	4-0	



📄 📄 📄

- » Talled 266 total tackles (196 solo), 81 quarterback hits, 61 tackles for loss, 46.5 sacks, 12 passes defended, 10 forced fumbles, five fumble recoveries, one interception and one defensive touchdown in 103 games (83 starts) over eight seasons for the Steelers and Titans.

Tennessee Titans

- » Started 11 games in 2022 and registered 18 total tackles (14 solo), nine quarterback hits, six tackles for loss, 4.0 sacks, two fumble recoveries and one forced fumble.
- » In 2021, he played in 11 games (six starts), 17 total tackles (13 solo), eight quarterback hits, 3.0 sacks, two tackles for loss, one forced fumble and one pass defended.

Pittsburgh Steelers

- » Started 11 games in 2020, notching 31 total tackles (23 solo), 15 quarterback hits, 8.0 sacks, eight tackles for loss, two forced fumbles and two passes defended.
- » In 2019, he started all 16 games and recorded single-season career highs in tackles (68), quarterback hits (17), tackles for loss (16), sacks (11.0) and forced fumbles (four) while adding three passes defended and two fumble recoveries.
- » Appeared in all 16 games (15 starts) in 2018, posting 42 total tackles (30 starts), 13 quarterback hits, eight tackles for loss, 5.5 sacks, three passes defended, one interception and one forced fumble.
- » In 2017, he started 15 games, registering 40 total tackles (31 solo), 12 tackles for loss, seven quarterback hits, 6.0 sacks, one forced fumble and one pass defended.
- » Appeared in seven games (four starts) in 2016, tallying 24 total tackles (19 solo), six quarterback hits, five tackles for loss, 4.5 sacks, one forced fumble and one pass defended.
- » In his rookie season in 2015, he appeared in 16 games (five starts), posting 26 total tackles (17 solo), six quarterback hits, 4.0 sacks, four tackles for loss and one pass defended.

📄 📄 📄 📄

- » Played four seasons (2011-15) at the University of Kentucky in Lexington, Ky.

- » In 47 games at Kentucky, he posted 247 total tackles (146 solos), 39.5 tackles for losses, 25.5 sacks, five passes defended, three forced fumbles, one fumble recovery, one interception and one defensive touchdown.
- » In 2014, he appeared in 12 games, recording 74 total tackles (46 solo), 15 tackles for loss, 9.5 sacks, three forced fumbles, one interception, one defensive touchdown and one pass defended.
- » As a junior in 2013, he appeared in 11 games earning AP Second-Team All-SEC honors, posting 61 total tackles (34 solo), 9.5 tackles for loss, 7.0 sacks, two forced fumbles and one pass defended.
- » In 2012, he started all 12 games, recording a single-season career-high 91 total tackles (54 solo), 12.5 tackles for loss, 6.5 sacks and one pass defended.
- » As a true freshman in 2011, he appeared in all 12 games, notching 21 total tackles (12 solo), 2.5 sacks, 2.5 tackles for loss, two passes defended and one fumble recovery.

📄 📄 📄 📄

- » Born in Macon, Ga.
- » Attended Wilkinson County (Ga.) High School.
- » First-team all-state as a senior as chosen by the Georgia Sports Writers Association and the Atlanta Journal-Constitution.
- » A four-year starter at tight end and a three-year starter at defensive end.
- » Had more than 1,000 receiving yards and 10 touchdowns as a senior, along with 62 tackles and 10 quarterback sacks at Wilkinson County.
- » A basketball standout and helped lead Wilkinson County to the Class A state championship his senior year.
- » Named to the All-Middle Georgia Team.
- » Member of the Future Business Leaders of America and an honor-roll student.
- » Received the key to his hometown of Toombsboro, Ga., and had a street renamed to Bud Dupree Drive. He also goes back and hosts an annual Bud Day where he gives back to his community.
- » Son of Sophia Stephens and Alvin Dupree Sr.
- » Majored in community and leadership development at Kentucky.

TRANSACTIONS

- » Originally selected by the Pittsburgh Steelers in the first round (22nd overall) of the 2015 NFL Draft.
- » Re-signed by the Pittsburgh Steelers on April 23, 2020 (non-exclusive franchise tag).
- » Signed by the Tennessee Titans on March 17, 2021.

» Released by the Tennessee Titans on March 15, 2023.

» Signed by the Atlanta Falcons on April 14, 2023.

REGULAR SEASON COMPARISON: DEFENSIVE - CAROLINA PANTHERS

		TACKLES											MISC				
DATE	OPP	W/L	GP/GS	TOT	SOLO	ASST	SACK	YDS.	INT	TFL	PD	QBH	TD	FF	FR		
11/8/18	PIT vs. CAR	W	S	2	2	0	1.0	11.0	0	2	0	1	0	0	0		
TOTALS		1/0	1/1	2	2	0	1.0	11.0	0	2	0	1	0	0	0		

BUD DUPREE'S NFL REGULAR SEASON DEFENSIVE STATISTICS

		TACKLES											INTERCEPTIONS					FUMBLES					ST			MISC			
DATE	TEAM	GP	GS	TK	S	A	TL	YD	SK	YDS	QB	N	YD	LG	TD	P	F	F	T	YD	T	S	A	F	F	F	S	A	
2022	Titans	11	11	18	14	4	6	29	4.0	24.0	9	0	0	0	0	0	1	2	0	2	0	0	0	0	0	0	0	0	0
2021	Titans	11	6	17	13	4	2	18	3.0	23.0	8	0	0	0	0	1	1	0	0	0	0	0	0	0	0	0	0	0	0
2020	Steelers	11	11	31	23	8	8	36	8.0	46.0	15	0	0	0	0	2	2	0	0	0	0	0	0	0	0	0	0	0	0
2019	Steelers	16	16	68	49	19	16	75	11.5	57.0	17	0	0	0	0	3	4	2	0	0	0	0	0	0	0	0	0	0	0
2018	Steelers	16	15	42	30	12	8	45	5.5	39.5	13	1	10	10	1	3	1	0	0	0	0	0	0	0	0	0	0	0	0
2017	Steelers	15	15	40	31	9	12	75	6.0	56.0	7	0	0	0	0	1	0	1	0	0	0	0	0	0	0	0	0	0	0
2016	Steelers	7	4	24	19	5	5	19	4.5	24.0	6	0	0	0	0	1	1	0	0	0	0	0	0	0	0	0	0	0	0
2015	Steelers	16	5	26	17	9	4	11	4.0	7.0	6	0	0	0	0	1	0	0	0	0	0	0	0	0	0	0	0	0	0
NFL TOTALS		103	83	26	19	7	61	308	46.	276.	81	1	10	10	1	12	10	5	0	2	0	0	0	0	0	0	0	0	0

BUD DUPREE'S NFL POSTSEASON DEFENSIVE STATISTICS

		TACKLES											INTERCEPTIONS					FUMBLES					ST			MISC			
DATE	TEAM	GP	GS	TK	S	A	TFL	YDS	SK	YDS	QB	N	YDS	LG	TD	PD	FF	FR	TD	YDS	TK	S	A	FF	FR	S	A		
2021	Titans	1	0	2	2	0	1	16	1.0	16.0	1	0	0	0	0	0	0	0	0	0	0	0	0	0	0	0	0	0	
2020	Steelers	0	0	0	0	0	0	0	0.0	0.0	0	0	0	0	0	0	0	0	0	0	0	0	0	0	0	0	0	0	
2017	Steelers	1	1	4	3	1	0	0	0.0	0.0	0	0	0	0	0	0	0	0	0	0	0	0	0	0	0	0	0	0	0
2016	Steelers	3	3	15	10	5	1	3	0.5	3.0	3	0	0	0	0	1	0	0	0	0	0	0	0	0	0	0	0	0	0
2015	Steelers	2	2	6	4	2	2	4	0.0	0.0	0	0	0	0	0	0	0	0	0	0	0	0	0	0	0	0	0	0	0
NFL TOTALS		7	6	27	19	8	4	23	1.5	19.0	4	0	0	0	0	1	0	0	0	0	0	0	0	0	0	0	0	0	

BUD DUPREE'S SINGLE-GAME HIGHS: DEFENSIVE

Total Tackles 7 vs. Cleveland Browns, Jan 01, 2017
6 vs. Jacksonville Jaguars, Dec 11, 2022
6 at New York Jets, Dec 22, 2019
...6 more at 6.

Solo Tackles 5 vs. Jacksonville Jaguars, Dec 11, 2022
5 vs. Baltimore Ravens, Dec 02, 2020
...4 more at 5.

Sacks 2.5 at Buffalo Bills, Dec 11, 2016
2.0 vs. Cleveland Browns, Oct 18, 2020
2.0 vs. Indianapolis Colts, Nov 03, 2019

Passes Defensed 2 at Cleveland Browns, Sep 09, 2018
1 vs. Buffalo Bills, Oct 18, 2021
1 at Jacksonville Jaguars, Nov 22, 2020
...8 more at 1.

Forced Fumbles 1 at Philadelphia Eagles, Dec 04, 2022
1 vs. Kansas City Chiefs, Oct 24, 2021
...8 more at 1.

Fumble Recoveries 1 at Indianapolis Colts, Oct 02, 2022
1 vs. New York Giants, Sep 11, 2022
...3 more at 1.

Tackles For Loss 3 vs. Jacksonville Jaguars, Dec 11, 2022
3 at Arizona Cardinals, Dec 08, 2019
...2 more at 3.

Interceptions 1 at Tampa Bay Buccaneers, Sep 24, 2018
Interception Return Yards 10 at Tampa Bay Buccaneers, Sep 24, 2018
Longest Opp Fumble Return 2 vs. New York Giants, Sep 11, 2022

BUD DUPREE'S SINGLE-GAME HIGHS - POSTSEASON: DEFENSIVE

Total Tackles 6 vs. Miami Dolphins, Jan 08, 2017
 5 at New England Patriots, Jan 22, 2017
 4 vs. Jacksonville Jaguars, Jan 14, 2018
 ...1 more at 4.

Solo Tackles 4 at Kansas City Chiefs, Jan 15, 2017
 3 vs. Jacksonville Jaguars, Jan 14, 2018
 3 at New England Patriots, Jan 22, 2017
 ...1 more at 3.

Sacks 1.0 vs. Cincinnati Bengals, Jan 22, 2022
 0.5 vs. Miami Dolphins, Jan 08, 2017

Passes Defensed 1 at Kansas City Chiefs, Jan 15, 2017

Tackles For Loss 1 vs. Cincinnati Bengals, Jan 22, 2022
 1 at New England Patriots, Jan 22, 2017
 ...2 more at 1.

BUD DUPREE'S 2022 GXG REGULAR-SEASON STATISTICS (TITANS)

DATE	OPPONENT	P/S	TACKLES							INTERCEPTIONS				FUMBLES			ST		MISC		W/L	SCORE						
			TK	SA	SK	YDS	TFL	YDS	QBH	NO	YDS	LG	TD	PD	FF	FR	TD	YDS	TK	S			A	FF	FR	S	A	
09/11	Giants	S	1	1	0	1.0	6.0	1	6	1	0	0	0	0	0	0	1	0	2	0	0	0	0	0	0	0	L	20-21
09/19	at Bills	S	0	0	0	0.0	0.0	0	0	0	1	0	0	0	0	0	0	0	0	0	0	0	0	0	0	0	L	7-41
09/25	Raiders		ON INACTIVE LIST																				W	24-22				
10/02	at Colts	S	1	0	1	0.0	0.0	0	0	0	0	0	0	0	0	1	0	0	0	0	0	0	0	0	0	0	W	24-17
10/09	at Commanders		ON INACTIVE LIST																				W	21-17				
10/23	Colts	S	3	2	1	1.0	3.0	1	3	2	0	0	0	0	0	0	0	0	0	0	0	0	0	0	0	0	W	19-10
10/30	at Texans	S	2	2	0	1.0	13.0	1	13	1	0	0	0	0	0	0	0	0	0	0	0	0	0	0	0	0	W	17-10
11/06	at Chiefs	S	1	0	1	0.0	0.0	0	0	0	0	0	0	0	0	0	0	0	0	0	0	0	0	0	0	L	17-20+	
11/13	Broncos		ON INACTIVE LIST																				W	17-10				
11/17	at Packers		INACTIVE																				W	27-17				
11/27	Bengals	S	2	2	0	0.0	0.0	0	0	1	0	0	0	0	0	0	0	0	0	0	0	0	0	0	0	L	16-20	
12/04	at Eagles	S	2	2	0	1.0	2.0	0	0	1	0	0	0	0	1	0	0	0	0	0	0	0	0	0	0	0	L	10-35
12/11	Jaguars	S	6	5	1	0.0	0.0	3	7	0	0	0	0	0	0	0	0	0	0	0	0	0	0	0	0	L	22-36	
12/18	at Chargers	S	0	0	0	0.0	0.0	0	0	1	0	0	0	0	0	0	0	0	0	0	0	0	0	0	0	L	14-17	
12/24	Texans	S	0	0	0	0.0	0.0	0	0	1	0	0	0	0	0	0	0	0	0	0	0	0	0	0	0	L	14-19	
01/07	at Jaguars		INJURED RESERVE																				L	16-20				
2022 TOTALS		11-11	18	14	4	4.0	24.0	6	29	9	0	0	0	0	0	1	2	0	2	0	0	0	0	0	0	0	7-9	

+ - Overtime

BUD DUPREE'S 2021 GXG REGULAR-SEASON STATISTICS (TITANS)

		TACKLES				INTERCEPTIONS				FUMBLES				ST		MIS									
		T	K	S	ASK	YD	TF	YD	QB	N	YD	L	T	P	F	F	T	YD	T	F	F	S	A	W/L	SCORE
						S	L	S	H	O	S	G	D	D	F	R	D	S	K	SAF	R	S	A		
09/12	Cardinals	S	1	10	0.0	0	0	0	0	0	0	0	0	0	0	0	0	0	0	0	0	0	L	13-38	
09/19	at Seahawks	S	1	10	0.0	0	0	0	1	0	0	0	0	0	0	0	0	0	0	0	0	0	W	33-30+	
09/26	Colts		DID NOT PLAY (NON-INJURY)																				L	25-16	
10/03	at Jets		ON INACTIVE LIST																				L	24-27+	
10/10	at Jaguars		ON INACTIVE LIST																				W	37-19	
10/18	Bills	P	2	20	0.0	0	0	0	1	0	0	0	0	1	0	0	0	0	0	0	0	0	W	34-31	
10/24	Chiefs	P	1	10	1.0	5.0	0	0	1	0	0	0	0	0	1	0	0	0	0	0	0	0	W	27-3	
10/31	at Colts	P	2	11	0.0	0	0	0	2	0	0	0	0	0	0	0	0	0	0	0	0	0	W	34-31+	
11/07	at Rams	P	0	0	0.0	0	0	0	1	0	0	0	0	0	0	0	0	0	0	0	0	0	W	28-16	
11/14	Saints	P	0	0	0.0	0	0	0	0	0	0	0	0	0	0	0	0	0	0	0	0	0	W	23-21	
11/21	Texans		DID NOT PLAY																				L	13-22	
11/28	at Patriots		DID NOT PLAY																				L	13-36	
12/12	Jaguars		DID NOT PLAY																				W	20-0	
12/19	at Steelers		INJURED RESERVE																				L	13-19	
12/23	49ers	S	4	3	11.0	9.0	1	9	1	0	0	0	0	0	0	0	0	0	0	0	0	0	W	20-17	
01/02	Dolphins		INJURED RESERVE																				W	34-3	
01/09	at Texans	S	3	2	1.0	0.0	0	0	0	0	0	0	0	0	0	0	0	0	0	0	0	0	W	28-25	
2021 TOTALS		9-4	14	13	2.14	0	1	9	7	0	0	0	1	1	0	0	0	0	0	0	0	0	12-5		

+ - Overtime

BUD DUPREE'S 2020 GXG REGULAR-SEASON STATISTICS (STEELERS)

		TACKLES				INTERCEPTIONS				FUMBLES				ST		MIS									
		T	K	S	ASK	YD	TF	YD	QB	N	YD	L	T	P	F	F	T	YD	T	F	F	S	A	W/L	SCORE
						S	L	S	H	O	S	G	D	D	F	R	D	S	K	SAF	R	S	A		
09/14	at Giants	S	4	3	1.0	0.0	2	6	1	0	0	0	0	1	0	0	0	0	0	0	0	0	0	W	26-16
09/20	Broncos	S	2	1	11.0	8.0	0	0	3	0	0	0	0	0	1	0	0	0	0	0	0	0	0	W	26-21
09/27	Texans	S	3	12	1.5	3.0	0	0	2	0	0	0	0	0	0	0	0	0	0	0	0	0	0	W	28-21
10/11	Eagles	S	2	0	2.5	5.0	0	0	2	0	0	0	0	0	0	0	0	0	0	0	0	0	0	W	38-29
10/18	Browns	S	4	4	2.13	0	2	13	2	0	0	0	0	0	0	0	0	0	0	0	0	0	0	W	38-7
10/25	at Titans	S	0	0	0.0	0	0	0	0	0	0	0	0	0	0	0	0	0	0	0	0	0	0	W	27-24
11/01	at Ravens	S	4	4	1.0	1.0	0	0	0	0	0	0	0	0	1	0	0	0	0	0	0	0	0	W	28-24
11/08	at Cowboys	S	1	10	0.0	0	0	0	1	0	0	0	0	0	0	0	0	0	0	0	0	0	0	W	24-19
11/15	Bengals	S	3	2	11.0	7.0	1	7	2	0	0	0	0	0	0	0	0	0	0	0	0	0	0	W	36-10
11/22	at Jaguars	S	3	2	11.0	9.0	1	9	2	0	0	0	0	1	0	0	0	0	0	0	0	0	0	W	27-3
12/02	Ravens	S	5	5	0.0	0.0	2	1	0	0	0	0	0	0	0	0	0	0	0	0	0	0	0	W	19-14
12/07	Football Team		DID NOT PLAY																				L	17-23	
12/13	at Bills		DID NOT PLAY																				L	15-26	
12/21	at Bengals		DID NOT PLAY																				L	17-27	
12/27	Colts		DID NOT PLAY																				W	28-24	
01/03	at Browns		DID NOT PLAY																				L	22-24	
2020 TOTALS		11-11	31	28	8.46	0	8	36	15	0	0	0	2	2	0	0	0	0	0	0	0	0	12-4		

BUD DUPREE'S 2021 GXG POSTSEASON STATISTICS (TITANS)

			TACKLES				INTERCEPTIONS					FUMBLES				ST			MIS C										
DATE	OPPONENT	P/S	T	YD	TF	YD	QB	N	YD	L	T	P	F	F	T	YD	T	F	F	S	A	W/L	SCORE						
			K	S	A	K	S	L	S	H	O	S	G	D	D	F	R	D	S	K	S	A	F	R	S	A			
01/22	Bengals	P	2	2	0	1	16	0	1	16	0	0	0	0	0	0	0	0	0	0	0	0	0	0	0	0	0	L	16-19
2021 TOTALS		1-0	2	2	0	1	16	0	1	16	0	0	0	0	0	0	0	0	0	0	0	0	0	0	0	0	0-1		

BUD DUPREE'S 2020 GXG POSTSEASON STATISTICS (STEELERS)

			TACKLES				INTERCEPTIONS					FUMBLES				ST			MIS C									
DATE	OPPONENT	P/S	T	YD	TF	YD	QB	N	YD	L	T	P	F	F	T	YD	T	F	F	S	A	W/L	SCORE					
			K	S	A	K	S	L	S	H	O	S	G	D	D	F	R	D	S	K	S	A	F	R	S	A		
01/10	Browns		DID NOT PLAY																				L	37-48				
2020 TOTALS			0	0	0	0	0	0	0	0	0	0	0	0	0	0	0	0	0	0	0	0	0	0	0	0	0-1	



TY AOA A Q M U UDE

- » Appeared in 16 games (one start), totaling 30 total tackles (21 solo), 11 quarterback hits, three tackles for loss, 2.5 sacks, two forced fumbles and two passes defensed.
- » Became the first Falcons rookie to record a sack in his NFL debut since Darrell Shropshire in 2005.
- » Finished with a career-high six total tackles (five solo), a career-high two tackles for loss, one quarterback hit and 1.0 sack in Week 11 vs. Chicago.
- » Finished with 31 quarterback pressures, which ranks fifth-most among all rookies this season.

DA A A O O O

- » Ebiketie played three seasons at Temple before transferring to Penn State in 2021. He led the team with 18 tackles for loss and 9.5 sacks while totaling 62 tackles, two forced fumbles, and one pass defense.
- » The 6-foot-2, 250-pound edge rusher was a second-team All-American and a first-team All-Big Ten selection in 2021 and recorded at least one tackle for loss in 11 of the 12 games in which he played.
- » Ebiketie saw action in 24 games – 6 starts – over three seasons at Temple and notched 59 tackles, 10.5

tackles for loss, 6.0 sacks, and three forced fumbles.

- » He was a second-team All-AAC selection in 2020 after leading the team in tackles for loss, sacks, and forced fumbles.

AE O C A A Y A

- » Was a three-year letter-winner for Albert Einstein High. As a senior, helped Einstein earn a 6-4 record while playing linebacker and wide receiver.
- » He earned 2016 co-Defensive Player of the Year and first-team All-Sentinel honors after compiling 21.5 sacks, 36 tackles for loss as a senior. He also logged 298 receiving yards and three TDs at the receiver position.
- » Ebiketie racked up 9.5 sacks, 14 tackles for loss, three fumble recoveries, three pass deflections, and two blocked field goals during junior year.
- » He also played basketball and averaged 9.7 rebounds and 6.5 points in his career as a power forward and was a sprinter and high jumper for the track team.
- » His parents are Jean Marie Ebiketie and Guy Susanne. He has two sisters, Nancy and Nelly, and a brother Yvan.
- » Born in Yaounde, Cameroon.

IN THE COMMUNITY

OSONZE I JO

- » Visited and spent time with patients at Children's Healthcare of Atlanta-Scottish Rite.
- » Participated in Hometown Huddle where the entire team volunteered and cleaned Anderson Park in Atlanta.
- » Participated in a physical education class with students at Eagle Ranch.
- » Attended Fishing with the Falcons Boat Day, where players spend time fishing with military veterans.

TRANSACTIONS

- » Selected by the Atlanta Falcons in the second round (38th overall) of the 2022 NFL Draft.

REGULAR SEASON COMPARISON: DEFENSIVE - CAROLINA PANTHERS

DATE	OPP	W/L	GP/GS	TACKLES							MISC						
				TOT	SOLO	ASST	SACK	YDS.	INT	TFL	PD	QBH	TD	FF	FR		
10/30/22	ATL vs. CAR	W	P	2	1	1	0.0	0.0	0	0	1	1	0	0	0		
11/10/22	ATL @ CAR	L	P	3	2	1	0.5	3.5	0	0	0	1	0	0	0		
TOTALS		1/1	2/0	5	3	2	0.5	3.5	0	0	1	2	0	0	0		

ARNOLD EBIKETIE'S NFL REGULAR SEASON DEFENSIVE STATISTICS

DATE	TEAM	GP	TACKLES											INTERCEPTIONS					FUMBLES					ST				MISC						
			GS	TK	S	A	TFL	YDS	SK	YDS	QBH	NO	YDS	LG	TD	PD	FF	FR	TD	YDS	TK	S	A	FF	FR	S	A	FF	FR	S	A			
2022	Falcons	16	1	30	21	9	3	16	2.5	18.5	11	0	0	0	0	2	2	0	0	0	0	0	0	0	0	0	0	0	0	0	0	0	0	0
NFL TOTALS		16	1	30	21	9	3	16	2.5	18.5	11	0	0	0	0	2	2	0	0	0	0	0	0	0	0	0	0	0	0	0	0	0	0	

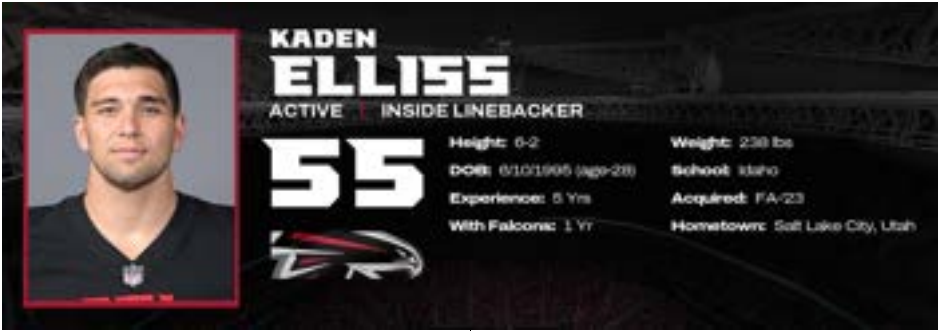
ARNOLD EBIKETIE'S SINGLE-GAME HIGHS: DEFENSIVE

- | | |
|---|---|
| <p>Total Tackles 6 vs. Chicago Bears, Nov 20, 2022
4 vs. San Francisco 49ers, Oct 16, 2022
4 at Los Angeles Rams, Sep 18, 2022</p> <p>Solo Tackles 5 vs. Chicago Bears, Nov 20, 2022
3 vs. San Francisco 49ers, Oct 16, 2022
2 at Carolina Panthers, Nov 10, 2022
...1 more at 2.</p> <p>Sacks 1.0 vs. Chicago Bears, Nov 20, 2022
1.0 vs. New Orleans Saints, Sep 11, 2022
0.5 at Carolina Panthers, Nov 10, 2022</p> | <p>Passes Defensed 1 vs. Cleveland Browns, Oct 02, 2022</p> <p>Forced Fumbles 1 vs. San Francisco 49ers, Oct 16, 2022</p> <p>Tackles For Loss 2 vs. Chicago Bears, Nov 20, 2022
1 vs. New Orleans Saints, Sep 11, 2022</p> |
|---|---|

ARNOLD EBIKETIE'S 2022 GXG REGULAR-SEASON STATISTICS (FALCONS)

DATE	OPPONENT	P/S	TACKLES											INTERCEPTIONS					FUMBLES					ST				MISC			
			TK	S	A	SK	YDS	TFL	YDS	QBH	NO	YDS	LG	TD	PD	FF	FR	TD	YDS	TK	S	A	FF	FR	S	A	W/L	SCORE			
09/11	Saints	P	1	1	0	1.0	6.0	1	6	1	0	0	0	0	0	0	0	0	0	0	0	0	0	0	0	0	L	26-27			
09/18	at Rams	P	4	2	2	0.0	0.0	0	0	0	0	0	0	0	0	0	0	0	0	0	0	0	0	0	0	L	27-31				
09/25	at Seahawks	P	1	1	0	0.0	0.0	0	0	0	0	0	0	0	0	0	0	0	0	0	0	0	0	0	0	W	27-23				
10/02	Browns	P	1	1	0	0.0	0.0	0	0	3	0	0	0	0	1	0	0	0	0	0	0	0	0	0	0	W	23-20				
10/09	at Buccaneers	P	1	1	0	0.0	0.0	0	0	0	0	0	0	0	0	0	0	0	0	0	0	0	0	0	0	L	15-21				
10/16	49ers	S	4	3	1	0.0	0.0	0	0	2	0	0	0	0	0	1	0	0	0	0	0	0	0	0	0	W	28-14				
10/23	at Bengals	P	0	0	0	0.0	0.0	0	0	1	0	0	0	0	0	0	0	0	0	0	0	0	0	0	0	L	17-35				
10/30	Panthers	P	2	1	1	0.0	0.0	0	0	1	0	0	0	0	1	0	0	0	0	0	0	0	0	0	0	W	37-34+				
11/06	Chargers	P	3	1	2	0.0	0.0	0	0	0	0	0	0	0	0	0	0	0	0	0	0	0	0	0	0	L	17-20				
11/10	at Panthers	P	3	2	1	0.5	3.5	0	0	1	0	0	0	0	0	0	0	0	0	0	0	0	0	0	0	L	15-25				
11/20	Bears	P	6	5	1	1.0	9.0	2	10	1	0	0	0	0	0	0	0	0	0	0	0	0	0	0	0	W	27-24				
11/27	at Commanders	P	2	1	1	0.0	0.0	0	0	1	0	0	0	0	0	0	0	0	0	0	0	0	0	0	0	L	13-19				
12/04	Steelers		ON INACTIVE LIST																							L	16-19				
12/18	at Saints	P	1	1	0	0.0	0.0	0	0	0	0	0	0	0	0	1	0	0	0	0	0	0	0	0	0	L	18-21				
12/24	at Ravens	P	0	0	0	0.0	0.0	0	0	0	0	0	0	0	0	0	0	0	0	0	0	0	0	0	0	L	9-17				
01/01	Cardinals	P	1	1	0	0.0	0.0	0	0	0	0	0	0	0	0	0	0	0	0	0	0	0	0	0	0	W	20-19				
01/08	Buccaneers	P	0	0	0	0.0	0.0	0	0	0	0	0	0	0	0	0	0	0	0	0	0	0	0	0	0	W	30-17				
2022 TOTALS		16-1	30	21	9	2.5	18.5	3	16	11	0	0	0	0	2	2	0	0	0	0	0	0	0	0	0	7-10					

+ - Overtime



ÖY C ÖÖC

- » Recorded 87 total tackles (47 solo), 13 quarterback hits, 8.0 sacks, eight tackles for loss, two forced fumbles, two passes defended, one fumble recovery and 14 special teams tackles in 48 games (12 starts) for the Saints before being signed by the Falcons.
- » Set single-season career highs for total tackles (74), sacks (8.0), tackles for loss (seven), forced fumbles (two) and quarterback hits (10) in 17 games (11 starts) in 2022.
- » Finished with 13 total tackles (six solo), one tackle for loss, one fumble recovery and four special teams tackles in 13 games (one start) for the Saints in 2021.

- » Earned first-team All-Big Sky as a senior, tallying 16 tackles for loss and 7.0 sacks.
- » Named second-team All-Big Sky after recording 16 tackles for loss, 6.0 sacks, five interceptions and two fumble recoveries in 12 games as a junior.

ÆÖC ÇÄÄYÄ

- » Attended Judge Memorial Catholic High School in Salt Lake City, Utah.
- » Named Utah High School Athletic Association Most Valuable Player after leading Judge Memorial Catholic to its first state championship in 30 seasons as the team's starting quarterback and defensive end.
- » Threw for 714 yards and nine touchdowns, ran for 921 yards and 16 touchdowns and tallied 52 total tackle and an interception on defense as a senior.
- » Son of Rebecca and Luther Elliss.
- » Father, Luther, played 10 seasons in the NFL for the Lions and Broncos and was named to Pro Bowls in 1999 and 2000.
- » One of 12 children.

ÖÄÄÄÖÖÖ

- » Played four seasons (2015-18) at the University of Idaho in Moscow, Idaho.
- » Recorded 296 total tackles (220 solo), 48 tackles for loss, 17.0 sacks, 14 passes defended, six forced fumbles and four fumble recoveries in 48 games for the Vandals.

REGULAR SEASON COMPARISON: DEFENSIVE - CAROLINA PANTHERS															
TACKLES													MISC		
DATE	OPP	W/L	GP/GS	TOT	SOLO	ASST	SACK	YDS.	INT	TFL	PD	QBH	TD	FF	FR
9/25/22	NO @ CAR	L	S	1	1	0	0.0	0.0	0	0	0	0	0	0	0
1/8/23	NO vs. CAR	L	S	2	0	2	0.0	0.0	0	0	0	0	0	0	0
TOTALS		0/2	2/2	3	1	2	0.0	0.0	0	0	0	0	0	0	0

KADEN ELLISS' NFL REGULAR SEASON DEFENSIVE STATISTICS																													
		TACKLES										INTERCEPTIONS				FUMBLES				ST		MISC							
DATE	TEAM	GP	GS	TK	S	A	TFL	YDS	SK	YDS	QBH	NO	YDS	LG	TD	PD	FF	FR	TD	YDS	TK	S	A	FF	FR	S	A		
2022	Saints	17	11	74	41	33	7	43	7.0	41.5	10	0	0	0	0	2	2	0	0	0	4	2	2	0	0	0	0	0	0
2021	Saints	13	1	13	6	7	1	3	1.0	3.0	3	0	0	0	0	0	0	1	0	0	4	3	1	0	0	0	0	0	
2020	Saints	15	0	0	0	0	0	0	0.0	0.0	0	0	0	0	0	0	0	0	0	0	5	4	1	0	0	0	0	0	
2019	Saints	3	0	0	0	0	0	0	0.0	0.0	0	0	0	0	0	0	0	0	0	0	1	0	1	0	0	0	0	0	
NFL TOTALS		48	12	87	47	40	8	46	8.0	44.5	13	0	0	0	0	2	2	1	0	0	14	9	5	0	0	0	0	0	

KADEN ELLISS' NFL POSTSEASON DEFENSIVE STATISTICS																												
		TACKLES										INTERCEPTIONS				FUMBLES				ST		MISC						
DATE	TEAM	GP	GS	TK	S	A	TFL	YDS	SK	YDS	QBH	NO	YDS	LG	TD	PD	FF	FR	TD	YDS	TK	S	A	FF	FR	S	A	
2020	Saints	2	0	0	0	0	0	0	0.0	0.0	0	0	0	0	0	0	0	0	0	0	0	0	0	0	0	0	0	0
2019	Saints	0	0	0	0	0	0	0	0.0	0.0	0	0	0	0	0	0	0	0	0	0	0	0	0	0	0	0	0	0
NFL TOTALS		2	0	0	0	0	0	0	0.0	0.0	0	0	0	0	0	0	0	0	0	0	0	0	0	0	0	0	0	0

KADEN ELLISS' SINGLE-GAME HIGHS: DEFENSIVE

Total Tackles 4 at New England Patriots, Sep 26, 2021
 3 vs. Atlanta Falcons, Nov 07, 2021
 3 vs. New York Giants, Oct 03, 2021

Solo Tackles 3 at New England Patriots, Sep 26, 2021
 1 vs. Buffalo Bills, Nov 25, 2021
 1 at Tennessee Titans, Nov 14, 2021
 ...1 more at 1.

Sacks 1.0 vs. Buffalo Bills, Nov 25, 2021

Fumble Recoveries 1 vs. Green Bay Packers, Sep 12, 2021

Tackles For Loss 1 vs. Buffalo Bills, Nov 25, 2021

Special Teams Tackles 1 at Atlanta Falcons, Jan 09, 2022
 1 at Philadelphia Eagles, Nov 21, 2021
 ...8 more at 1.

KADEN ELLISS' 2022 GXG REGULAR-SEASON STATISTICS (SAINTS)

		TACKLES								INTERCEPTIONS					FUMBLES				ST			MIS							
DATE	OPPONENT	P/S	T	K	S	A	SK	YD	TF	YD	QB	N	YD	L	T	P	F	F	T	YD	T	F	F	F	S	A	W/L	SCORE	
			K	S	A	SK	S	L	S	H	O	S	G	D	D	D	R	R	D	S	K	SAF	R	S	A				
09/11	at Falcons	P	3	2	1	0	0.0	0	0	0	0	0	0	0	0	0	0	0	0	0	0	0	0	0	0	0	0	W	27-26
09/18	Buccaneers	S	2	1	1	0	0.0	0	0	0	0	0	0	0	0	1	0	0	0	0	1	0	1	0	0	0	L	10-20	
09/25	at Panthers	S	1	1	0	0	0.0	0	0	0	0	0	0	0	0	0	0	0	0	0	1	1	0	0	0	0	L	14-22	
10/02	Vikings	P	0	0	0	0	0.0	0	0	0	0	0	0	0	0	0	0	0	0	0	1	0	1	0	0	0	L	25-28	
10/09	Seahawks	S	4	0	4	0	0.0	0	0	0	0	0	0	0	0	0	0	0	0	0	0	0	0	0	0	0	W	39-32	
10/16	Bengals	P	1	1	0	1	0.0	10	0	1	10	1	0	0	0	0	0	0	0	0	0	0	0	0	0	0	L	26-30	
10/20	at Cardinals	P	0	0	0	0	0.0	0	0	0	0	0	0	0	0	0	0	0	0	0	0	0	0	0	0	0	L	34-42	
10/30	Raiders	S	1	0	1	0	0.0	0	0	0	1	0	0	0	0	0	0	0	0	0	0	0	0	0	0	0	W	24-0	
11/07	Ravens	P	5	4	1	1	0.0	0	0	0	1	0	0	0	0	0	0	0	0	0	0	0	0	0	0	0	L	13-27	
11/13	at Steelers	S	7	3	4	1	0	7.0	1	7	1	0	0	0	0	0	1	0	0	0	0	0	0	0	0	0	L	10-20	
11/20	Rams	S	11	5	6	1.5	13.5	1	10	2	0	0	0	0	1	0	0	0	0	0	1	1	0	0	0	0	W	27-20	
11/27	at 49ers	S	13	1	3	0	0.0	0	0	0	0	0	0	0	0	0	0	0	0	0	0	0	0	0	0	0	L	0-13	
12/05	at Buccaneers	S	8	3	5	0	0.0	0	0	0	0	0	0	0	0	0	0	0	0	0	0	0	0	0	0	0	L	16-17	
12/18	Falcons	P	4	2	2	1	0	5.0	1	5	1	0	0	0	0	0	0	0	0	0	0	0	0	0	0	0	W	21-18	
12/24	at Browns	S	7	5	2	0	0.0	1	3	0	0	0	0	0	0	0	0	0	0	0	0	0	0	0	0	0	W	17-10	
01/01	at Eagles	S	5	4	1	1	0	6.0	2	8	3	0	0	0	0	0	1	0	0	0	0	0	0	0	0	0	W	20-10	
01/08	Panthers	S	2	0	2	0	0.0	0	0	0	0	0	0	0	0	0	0	0	0	0	0	0	0	0	0	0	L	7-10	
2022 TOTALS		17-11	74	41	3	7	41.5	7	43	10	0	0	0	0	2	2	0	0	0	0	4	2	2	0	0	0	7-10		

KADEN ELLISS' 2021 GXG REGULAR-SEASON STATISTICS (SAINTS)

DATE	OPPONENT	P/S	TACKLES					INTERCEPTIONS					FUMBLES			ST		MISC		W/L	SCORE									
			TK	S	A	SK	YDS	TFL	YDS	QBH	NO	YDS	LG	TD	PD	FF	FR	TD	YDS			TK	S	A	FF	FR	S	A		
09/12	Packers	P	0	0	0	0	0	0	0	0	0	0	0	0	1	0	0	0	0	0	0	0	0	0	0	W	38-3			
09/19	at Panthers	P	0	0	0	0	0	0	0	0	0	0	0	0	0	0	0	0	1	0	1	0	0	0	0	L	7-26			
09/26	at Patriots	P	4	3	1	0	0	0	0	1	0	0	0	0	0	0	0	0	0	0	0	0	0	0	0	W	28-13			
10/03	Giants	P	3	1	2	0	0	0	0	1	0	0	0	0	0	0	0	0	0	0	0	0	0	0	0	L	21-27+			
10/10	at Football Team	P	0	0	0	0	0	0	0	0	0	0	0	0	0	0	0	0	0	0	0	0	0	0	0	W	33-22			
10/25	at Seahawks	P	0	0	0	0	0	0	0	0	0	0	0	0	0	0	0	0	0	0	0	0	0	0	0	W	13-10			
10/31	Buccaneers	P	0	0	0	0	0	0	0	0	0	0	0	0	0	0	0	0	0	0	0	0	0	0	0	W	36-27			
11/07	Falcons	P	3	0	3	0	0	0	0	0	0	0	0	0	0	0	0	0	0	0	0	0	0	0	0	L	25-27			
11/14	at Titans	S	1	1	0	0	0	0	0	0	0	0	0	0	0	0	0	0	1	1	0	0	0	0	0	L	21-23			
11/21	at Eagles	P	0	0	0	0	0	0	0	0	0	0	0	0	0	0	0	0	1	1	0	0	0	0	0	L	29-40			
11/25	Bills	P	1	1	0	1	0	0	0	0	1	0	0	0	0	0	0	0	0	0	0	0	0	0	0	L	6-31			
12/02	Cowboys																									L	17-27			
12/12	at Jets																									W	30-9			
12/19	at Buccaneers																									W	9-0			
12/27	Dolphins																									L	3-20			
01/02	Panthers	P	0	0	0	0	0	0	0	0	0	0	0	0	0	0	0	0	0	0	0	0	0	0	0	W	18-10			
01/09	at Falcons	P	1	0	1	0	0	0	0	0	0	0	0	0	0	0	0	0	1	1	0	0	0	0	0	W	30-20			
2021 TOTALS		13-1	13	6	7	1	0	3	0	3	0	0	0	0	0	0	0	0	1	0	0	0	4	3	1	0	0	0	0	9-8

+ - Overtime

KADEN ELLISS' 2020 GXG REGULAR-SEASON STATISTICS (SAINTS)

DATE	OPPONENT	P/S	TACKLES					INTERCEPTIONS					FUMBLES			ST		MISC		W/L	SCORE						
			TK	S	A	SK	YDS	TFL	YDS	QBH	NO	YDS	LG	TD	PD	FF	FR	TD	YDS			TK	S	A	FF	FR	S
09/13	Buccaneers	P	0	0	0	0	0	0	0	0	0	0	0	0	0	0	0	0	0	0	0	0	0	0	0	W	34-23
09/21	at Raiders	P	0	0	0	0	0	0	0	0	0	0	0	0	0	0	0	0	0	0	0	0	0	0	0	L	24-34
09/27	Packers	P	0	0	0	0	0	0	0	0	0	0	0	0	0	0	0	0	0	0	0	0	0	0	0	L	30-37
10/04	at Lions	P	0	0	0	0	0	0	0	0	0	0	0	0	0	0	0	0	1	1	0	0	0	0	0	W	35-29
10/12	Chargers	P	0	0	0	0	0	0	0	0	0	0	0	0	0	0	0	0	1	1	0	0	0	0	0	W	30-27+
10/25	Panthers	P	0	0	0	0	0	0	0	0	0	0	0	0	0	0	0	0	0	0	0	0	0	0	0	W	27-24
11/01	at Bears	P	0	0	0	0	0	0	0	0	0	0	0	0	0	0	0	0	1	0	1	0	0	0	0	W	26-23+
11/08	at Buccaneers	P	0	0	0	0	0	0	0	0	0	0	0	0	0	0	0	0	1	1	0	0	0	0	0	W	38-3
11/15	49ers	P	0	0	0	0	0	0	0	0	0	0	0	0	0	0	0	0	0	0	0	0	0	0	0	W	27-13
11/22	Falcons	P	0	0	0	0	0	0	0	0	0	0	0	0	0	0	0	0	0	0	0	0	0	0	0	W	24-9
11/29	at Broncos	P	0	0	0	0	0	0	0	0	0	0	0	0	0	0	0	0	0	0	0	0	0	0	0	W	31-3
12/06	at Falcons	P	0	0	0	0	0	0	0	0	0	0	0	0	0	0	0	0	0	0	0	0	0	0	0	W	21-16
12/13	at Eagles	P	0	0	0	0	0	0	0	0	0	0	0	0	0	0	0	0	0	0	0	0	0	0	0	L	21-24
12/20	Chiefs	P	0	0	0	0	0	0	0	0	0	0	0	0	0	0	0	0	1	1	0	0	0	0	0	L	29-32
12/25	Vikings																									W	52-33
01/03	at Panthers	P	0	0	0	0	0	0	0	0	0	0	0	0	0	0	0	0	0	0	0	0	0	0	0	W	33-7
2020 TOTALS		15-0	0	0	0	0	0	0	0	0	0	0	0	0	0	0	0	0	5	4	1	0	0	0	0	12-4	

+ - Overtime

KADEN ELLISS' 2020 GXG POSTSEASON STATISTICS (SAINTS)

DATE	OPPONENT	P/S	TACKLES					INTERCEPTIONS					FUMBLES			ST		MISC		W/L	SCORE						
			T	K	S	ASK	YD	TF	YD	QB	N	YD	L	T	P	F	F	YD	T			F	F	R	S	A	
01/10	Bears	P	0	0	0	0	0	0	0	0	0	0	0	0	0	0	0	0	0	0	0	0	0	0	0	W	21-9
01/17	Buccaneers	P	0	0	0	0	0	0	0	0	0	0	0	0	0	0	0	0	0	0	0	0	0	0	0	L	20-30
2020 TOTALS		2-0	0	0	0	0	0	0	0	0	0	0	0	0	0	0	0	0	0	0	0	0	0	0	1-1		



PROFESSIONAL

- » Played five seasons (2017-21) at Stanford University.
- » Appeared in 38 games at tight end and defensive end for the Cardinal.
- » Earned the Jack Huston Award in 2021, given to the player that exemplifies aggressiveness, exceptional performance and unheralded efforts at Stanford.
- » Appeared in eight games in 2021, making starts at defensive end and tight end.
- » Made 15 total tackles and 2.0 sacks on defense and contributed on special teams.
- » Recorded five receptions for 34 yards and one touchdown in a COVID-19-shortened 2020 season.
- » Notched four receptions for 30 yards in 11 games (one start) in 2019.
- » Earned Pac-12 All-Academic honorable mention as a sophomore in 2018.

COLLEGE

- » Attended Davis Senior (Calif.) High School.
- » Tallied 92 receptions for 1,116 yards (12.1 avg.) and 13 touchdowns on offense and 155 total tackles, 20 tackles for loss and 12.0 sacks on defense.
- » Named the 2016 Sac Joaquin Section Defensive Player of the Year and earned All-NorCal first team honors as a senior.
- » Named a three-time team MVP from 2014-16.
- » Also competed in swimming where he was a three-time NISCA All-American.
- » Born in Edina, Minn.
- » Son of Jason and Miriam Fisk.
- » Father, Jason, played football at Stanford and 12 seasons in the NFL with the Vikings, Titans, Chargers, Browns and Rams from 1995-2006.
- » Self-taught guitarist, pianist and ukeleist.

IN THE COMMUNITY

COMMUNITY SERVICE

- » Volunteered by serving lunch and packing meals for families at Crossroads Community Ministries.
- » Visited and spent time with patients at Children's Healthcare of Atlanta-Scottish Rite.
- » Participated in Hometown Huddle where the entire team volunteered and cleaned Anderson Park in Atlanta.
- » Participated in a physical education class with students at Eagle Ranch.
- » Attended Fishing with the Falcons Boat Day, where players spends time fishing with military veterans.

TRANSACTIONS

- » Signed by the Atlanta Falcons on May 16, 2022.
- » Waived by the Falcons on Aug. 16, 2022.
- » Signed by the Falcons on Aug. 26, 2022.
- » Waived by the Falcons on Aug. 30, 2022.
- » Signed to Atlanta's practice squad on Sept. 1, 2022.
- » Released from Atlanta's practice squad on Dec. 27, 2022.

Signed a Reserve/Future with the Falcons on Jan. 9, 2023

TUCKER FISK'S NFL REGULAR SEASON RUSHING/RECEIVING STATISTICS

		RECEIVING						RUSHING					
DATE	TEAM	GP	GS	NO.	YDS.	AVG.	LG	TD	NO.	YDS.	AVG.	LG	TD
2022	Falcons	0	0	0	0	0.0	0	0	0	0	0.0	0	0
NFL TOTALS		0	0	0	0	0.0	0	0	0	0	0.0	0	0

TUCKER FISK'S NFL REGULAR SEASON RETURN STATISTICS

		KICKOFF RETURNS					PUNT RETURNS					
DATE	TEAM	RET.	YDS.	AVG.	LG	TD	NO.	FC	YDS.	AVG.	LG	TD
2022	Falcons	0	0	0.0	0	0	0	0	0	0.0	0	0
NFL TOTALS		0	0	0.0	0	0	0	0	0	0.0	0	0

TUCKER FISK'S 2022 GXG REGULAR-SEASON STATISTICS (FALCONS)

		RECEIVING						RUSHING							
DATE	OPPONENT	P/S	NO.	YDS.	AVG.	LG	TD	NO.	YDS.	AVG.	LG	TD	W/L	SCORE	
09/11	Saints							PRACTICE SQUAD						L	26-27
09/18	at Rams							PRACTICE SQUAD						L	27-31
09/25	at Seahawks							PRACTICE SQUAD						W	27-23
10/02	Browns							PRACTICE SQUAD						W	23-20
10/09	at Buccaneers							PRACTICE SQUAD						L	15-21
10/16	49ers							PRACTICE SQUAD						W	28-14
10/23	at Bengals							PRACTICE SQUAD						L	17-35
10/30	Panthers							PRACTICE SQUAD						W	37-34+
11/06	Chargers							PRACTICE SQUAD						L	17-20
11/10	at Panthers							PRACTICE SQUAD						L	15-25
11/20	Bears							PRACTICE SQUAD						W	27-24
11/27	at Commanders							PRACTICE SQUAD						L	13-19
12/04	Steelers							PRACTICE SQUAD						L	16-19
12/18	at Saints							PRACTICE SQUAD						L	18-21
12/24	at Ravens							PRACTICE SQUAD						L	9-17
01/01	Cardinals							NOT ON ROSTER						W	20-19
01/08	Buccaneers							NOT ON ROSTER						W	30-17
2022 TOTALS		0-0	0	0	0.0	0	0	0	0	0.0	0	0	7-10		

+ - Overtime



📅 📄 📄 📄

- » Has played in 63 games (40 starts) tallying 249 total tackles (196 solo), 20 passes defended, five forced fumbles, four interceptions, three fumble recoveries, 2.0 sacks and two quarterback hits. He has also registered 13 total tackles and two fumble recoveries on special teams in five seasons for the Seahawks and Bengals.
- » Appeared in 15 games for Cincinnati in 2022, recording 21 total tackles (14 solo), three passes defended, one interception and one fumble recovery while six tackles on special teams.
- » In 2021, he appeared in 16 games (four starts) for the Seahawks and Bengals, posting 33 total tackles (25 solo) and one pass defended while adding six tackles and one fumble recovery on special teams.
- » Also, appeared in all four playoff games for Cincinnati in 2021, tallying seven total tackles (six solo) and two passes defended, along with a team-high four tackles on special teams in the Bengals Super Bowl LVI run.
- » In 2020, he played in 12 games (seven starts), registering 46 total tackles (37 solo), two passes defended, one forced fumble, one tackle for loss and one special teams tackle.
- » Started all 15 games he appeared in 2019, recording career highs in tackles (82), passes defended (eight), interceptions (three), sacks (2.0), tackles for loss (two) and quarterback hits (two) while also adding one forced fumble and one fumble recovery.
- » In his rookie campaign in 2018, he notched, 67 total tackles (55 solo), six passes defended, a career-high three forced fumbles and one fumble recovery while adding another fumble recovery on special teams.

📅 📄 📄 📄

- » Played five seasons (2013-2017) at Oklahoma State University in Stillwater, Oklahoma.
- » In 51 games at Oklahoma State, he posted 284 total tackles (209 solos), 25 passes defended, eight tackles for loss, four interceptions, four forced fumbles and one fumble recovery.
- » Played in all 13 games in 2017 and led the team and

- ranked 16th in the Big 12 with 79 total tackles, eight passes defended, two interceptions, one tackle for loss and one forced fumble.
- » Named a team captain and honored with the Leslie O'Neal Award, presented to the teams outstanding defensive player.
- » Secured second-team All-America honors by the American Football Coaches Association to become the first Oklahoma State safety to earn All-America recognition since Markelle Martin in 2011. A first-team All-Big 12 honoree as chosen by the coaches and a second-team selection by the Associated Press.
- » Named a second-team All-Big 12 selection in 2016 and finished with 61 total tackles, a team-leading seven passes defended, two tackles for loss, two forced fumbles and one fumble recovery.
- » Earned the Barry Sanders Award in 2016, awarded to the player who contributes the most with the least amount of recognition.
- » In 2015, he started all 13 games, posting career highs in tackles (83) and tackles for loss (three), while adding seven passes defended, two interceptions and one forced fumble.
- » As a redshirt freshman in 2014, he appeared in all 12 games (six starts), tallying 60 total tackles (44 solo), three passes defended and two tackles for loss.
- » Redshirted in 2013.

📅 📄 📄 📄

- » Attended Judson High School in Converse, Texas.
- » Uncle, Erik Flowers, played with several teams during his seven seasons in the NFL.
- » Brother, Rodney, plays football for Langston University and his sister, Aleshia Flowers, played basketball at South Florida
- » Full name is Trequille Flowers.
- » Son of Rodney and Crystal Flowers.
- » Graduated in December 2017 with a degree in management and minors in sports management and marketing.

TRANSACTIONS

- » Originally selected by the Seattle Seahawks in the fifth round (146th overall) of the 2018 NFL Draft.
- » Released by the Seattle Seahawks on Oct. 13, 2021.
- » Claimed by the Cincinnati Bengals on Oct. 14, 2021.
- » Re-signed by the Cincinnati Bengals on April 8, 2022.
- » Signed by the Atlanta Falcons on May 8, 2023.

REGULAR SEASON COMPARISON: DEFENSIVE - CAROLINA PANTHERS

DATE	OPP	W/L	GP/GS	TACKLES										MISC				
				TOT	SOLO	ASST	SACK	YDS.	INT	TFL	PD	QBH	TD	FF	FR	FR		
11/25/18	SEA @ CAR	W	S	8	7	1	0.0	0.0	0	0	0	0	0	0	0	0	2	0
12/15/19	SEA @ CAR	W	S	6	5	1	0.0	0.0	0	0	0	0	0	0	0	0	1	0
TOTALS				14	12	2	0.0	0.0	0	0	0	0	0	0	0	0	3	0

TRE FLOWERS' NFL REGULAR SEASON DEFENSIVE STATISTICS

DATE	TEAM	GP	GS	TK	S	TACKLES					INTERCEPTIONS					FUMBLES					ST		MISC				
						A	TFL	YDS	SK	YDS	QBH	NO	YDS	LG	TD	PD	FF	FR	TD	YDS	TK	S	A	FF	FR	S	A
2022	Bengals	15	0	21	14	7	0	0.0	0.0	0	1	0	0	0	3	0	1	0	0	6	6	0	0	0	0		
2021	Bengals	1	0	17	10	7	0	0.0	0.0	0	0	0	0	1	0	0	0	0	6	4	2	0	1	0	0		
Went from Seattle to Cincinnati.																											
2021	Seahawks	5	3	16	15	1	0	0.0	0.0	0	0	0	0	0	0	0	0	0	0	0	0	0	0	0	0	0	
2021 TOTAL		6	3	33	25	8	0	0.0	0.0	0	0	0	0	1	0	0	0	0	6	4	2	0	1	0	0		
2020	Seahawks	12	7	46	37	9	1	2.0	0.0	0	0	0	0	2	1	0	0	0	1	0	1	0	0	0	0		
2019	Seahawks	15	15	82	65	17	2	11.2	11.0	2	3	0	0	8	1	1	0	0	0	0	0	0	0	0	0		
2018	Seahawks	15	15	67	55	12	0	0.0	0.0	0	0	0	0	6	3	1	0	0	0	0	0	0	1	0	0		
NFL TOTALS		63	40	249	196	53	3	13.2	11.0	2	4	0	0	20	5	3	0	0	13	10	3	0	2	0	0		

TRE FLOWERS' NFL POSTSEASON DEFENSIVE STATISTICS

DATE	TEAM	GP	GS	TK	S	TACKLES					INTERCEPTIONS					FUMBLES					ST		MISC		
						A	TFL	YDS	SK	YDS	QBH	NO	YDS	LG	TD	PD	FF	FR	TD	YDS	TK	S	A	FF	FR
2022	Bengals	2	0	0	0	0	0	0.0	0.0	0	0	0	0	0	0	0	0	0	0	0	0	0	0	0	0
2021	Bengals	4	0	7	6	1	0	0.0	0.0	0	0	0	0	2	0	0	0	0	4	4	0	0	0	0	0
2020	Seahawks	1	0	0	0	0	0	0.0	0.0	0	0	0	0	0	0	0	0	0	1	1	0	0	0	0	0
2019	Seahawks	2	2	11	8	3	0	0.0	0.0	0	0	0	0	0	0	0	0	0	0	0	0	0	0	0	0
2018	Seahawks	1	1	2	2	0	0	0.0	0.0	0	0	0	0	0	0	0	0	0	0	0	0	0	0	0	0
NFL TOTALS		10	3	20	16	4	0	0.0	0.0	0	0	0	0	2	0	0	0	0	5	5	0	0	0	0	0

TRE FLOWERS' SINGLE-GAME HIGHS: DEFENSIVE

<p>Total Tackles 10 vs. Cincinnati Bengals, Sep 08, 2019 8 vs. Minnesota Vikings, Dec 10, 2018 8 at Carolina Panthers, Nov 25, 2018 ...1 more at 8.</p> <p>Solo Tackles 9 vs. Cincinnati Bengals, Sep 08, 2019 7 at Minnesota Vikings, Sep 26, 2021 7 vs. Minnesota Vikings, Dec 10, 2018 ...2 more at 7.</p> <p>Sacks 1.0 vs. San Francisco 49ers, Dec 29, 2019 1.0 at San Francisco 49ers, Nov 11, 2019</p> <p>Passes Defensed 3 at Philadelphia Eagles, Nov 24, 2019 1 at Cincinnati Bengals, Jan 02, 2022 1 vs. San Francisco 49ers, Nov 01, 2020 ...12 more at 1.</p> <p>Forced Fumbles 2 at Carolina Panthers, Nov 25, 2018 1 vs. San Francisco 49ers, Nov 01, 2020 1 at Carolina Panthers, Dec 15, 2019 ...1 more at 1.</p>	<p>Fumble Recoveries 1 vs. Cincinnati Bengals, Sep 08, 2019 1 at San Francisco 49ers, Dec 16, 2018 1 at Buffalo Bills, Nov 08, 2020 1 vs. San Francisco 49ers, Dec 29, 2019 ...1 more at 1.</p> <p>Tackles For Loss</p> <p>Interceptions 1 vs. Minnesota Vikings, Dec 02, 2019 1 at Philadelphia Eagles, Nov 24, 2019 ...1 more at 1.</p> <p>Special Teams Tackles 3 at Cincinnati Bengals, Dec 05, 2021 1 at Cleveland Browns, Jan 09, 2022 1 at Cincinnati Bengals, Jan 02, 2022 ...2 more at 1.</p> <p>Special Teams Fumble Recoveries 1 vs. Cleveland Browns, Nov 07, 2021 1 vs. Kansas City Chiefs, Dec 23, 2018</p>
---	--

TRE FLOWERS' SINGLE-GAME HIGHS - POSTSEASON: DEFENSIVE

<p>Total Tackles 7 at Green Bay Packers, Jan 12, 2020 4 vs. Las Vegas Raiders, Jan 15, 2022 4 at Philadelphia Eagles, Jan 05, 2020</p> <p>Solo Tackles 5 at Green Bay Packers, Jan 12, 2020 3 vs. Las Vegas Raiders, Jan 15, 2022 3 at Philadelphia Eagles, Jan 05, 2020</p>	<p>Passes Defensed 1 at Kansas City Chiefs, Jan 30, 2022 1 at Tennessee Titans, Jan 22, 2022</p> <p>Special Teams Tackles 2 at Tennessee Titans, Jan 22, 2022 1 vs. Los Angeles Rams, Feb 13, 2022 1 vs. Las Vegas Raiders, Jan 15, 2022 ...1 more at 1.</p>
--	--

TRE FLOWERS' 2022 GXG REGULAR-SEASON STATISTICS (BENGALS)

DATE	OPPONENT	P/S	TACKLES							INTERCEPTIONS				FUMBLES				ST			MIS		SCORE			
			T	K	S	ASK	YD	TF	YD	QB	N	YD	L	T	P	F	F	T	YD	T	F	F		S	A	W/L
09/11	Steelers	P	0	0	0	0	0.0	0	0	0	0	0	0	0	1	0	0	0	0	0	0	0	0	0	L	20-23+
09/18	at Cowboys	P	1	1	0	0	0.0	0	0	0	0	0	0	0	0	0	0	0	0	0	0	0	0	L	17-20	
09/25	at Jets	P	1	1	0	0	0.0	0	0	0	0	0	0	0	0	1	0	0	0	0	0	0	0	W	27-12	
09/29	Dolphins	P	1	1	0	0	0.0	0	0	0	0	0	0	0	0	0	0	0	1	1	0	0	0	W	27-15	
10/09	at Ravens	P	1	1	0	0	0.0	0	0	0	0	0	0	0	0	0	0	0	0	0	0	0	0	L	17-19	
10/16	at Saints	P	4	3	1	0	0.0	0	0	0	0	0	0	0	0	0	0	0	0	0	0	0	0	W	30-26	
10/23	Falcons	P	0	0	0	0	0.0	0	0	0	0	0	0	0	0	0	0	0	0	0	0	0	0	W	35-17	
10/31	at Browns	P	4	3	1	0	0.0	0	0	0	0	0	0	0	0	0	0	0	0	0	0	0	0	L	13-32	
11/06	Panthers		ON INACTIVE LIST																				W	42-21		
11/20	at Steelers	P	4	1	3	0	0.0	0	0	0	0	0	0	0	0	0	0	0	2	2	0	0	0	W	37-30	
11/27	at Titans	P	1	0	1	0	0.0	0	0	0	0	0	0	0	0	0	0	0	0	0	0	0	0	W	20-16	
12/04	Chiefs	P	1	1	0	0	0.0	0	0	0	0	0	0	0	0	0	0	0	0	0	0	0	0	W	27-24	
12/11	Browns	P	0	0	0	0	0.0	0	0	0	0	0	0	0	0	0	0	0	2	2	0	0	0	W	23-10	
12/18	at Buccaneers	P	1	0	1	0	0.0	0	0	0	0	0	0	0	2	0	0	0	0	0	0	0	0	W	34-23	
12/24	at Patriots	P	0	0	0	0	0.0	0	0	0	0	0	0	0	0	0	0	0	0	0	0	0	0	W	22-18	
01/08	Ravens	P	2	2	0	0	0.0	0	0	0	0	0	0	0	0	0	0	0	1	1	0	0	0	W	27-16	
2022 TOTALS		15-0	21	17	4	0	0.0	0	0	0	0	1	0	0	3	0	1	0	6	6	0	0	0	12-4		

+ - Overtime

TRE FLOWERS' 2021 GXG REGULAR-SEASON STATISTICS (SEAHAWKS/BENGALS)

DATE	OPPONENT	P/S	TACKLES							INTERCEPTIONS					FUMBLES			ST		MIS C		SCORE					
			T	K	S	ASK	YD	TF	YD	QB	N	YD	L	T	P	F	F	YD	T	F	F		S	A	W/L		
09/12	at Colts	S	4	0	0	0.0	0	0	0	0	0	0	0	0	0	0	0	0	0	0	0	0	0	W	28-16		
09/19	Titans	S	5	4	1	0.0	0	0	0	0	0	0	0	0	0	0	0	0	0	0	0	0	0	L	30-33+		
09/26	at Vikings	S	7	7	0	0.0	0	0	0	0	0	0	0	0	0	0	0	0	0	0	0	0	0	L	17-30		
10/03	at 49ers	P	0	0	0	0.0	0	0	0	0	0	0	0	0	0	0	0	0	0	0	0	0	0	W	28-21		
10/07	Rams	P	0	0	0	0.0	0	0	0	0	0	0	0	0	0	0	0	0	0	0	0	0	0	L	17-26		
Went from Seahawks to Bengals.																											
11/07	Browns	P	0	0	0	0.0	0	0	0	0	0	0	0	0	0	0	0	0	0	0	0	0	1	0	L	16-41	
11/21	at Raiders																							W	32-13		
11/28	Steelers																							W	41-10		
12/05	Chargers																							L	22-41		
12/12	49ers																							L	23-26+		
12/19	at Broncos																							W	15-10		
12/26	Ravens																							W	41-21		
01/02	Chiefs																							W	34-31		
01/09	at Browns																							L	16-21		
2021 TOTALS	6-3		16	11	0	0.0	0	0	0	0	0	0	0	0	0	0	0	0	0	0	0	0	1	0	7-7		

+ - Overtime

TRE FLOWERS' 2020 GXG REGULAR-SEASON STATISTICS (SEAHAWKS)

DATE	OPPONENT	P/S	TACKLES							INTERCEPTIONS					FUMBLES			ST		MISC		SCORE					
			TK	S	A	SK	YDS	TFL	YDS	QB	N	YDS	LG	TD	PD	FF	FR	TD	YDS	TK	S		A	FF	FR	S	A
09/13	at Falcons	P	1	1	0	0.0	0	0	0	0	0	0	0	0	0	0	0	0	0	0	0	0	0	0	0	W	38-25
09/20	Patriots	P	1	0	1	0.0	0	0	0	0	0	0	0	0	0	0	0	0	0	0	0	0	1	0	0	W	35-30
09/27	Cowboys	S	5	4	1	0.0	0	0	0	0	0	0	0	1	0	0	0	0	0	0	0	0	0	0	0	W	38-31
10/04	at Dolphins	S	7	4	3	0.0	0	0	0	0	0	0	0	0	0	0	0	0	0	0	0	0	0	0	0	W	31-23
10/11	Vikings	P	4	3	1	0.0	0	0	0	0	0	0	0	0	0	0	0	0	0	0	0	0	0	0	0	W	27-26
10/25	at Cardinals	P	5	4	1	0.0	0	0	0	0	0	0	0	0	0	0	0	0	0	0	0	0	0	0	0	L	34-37+
11/01	49ers	S	4	4	0	0.0	0	0	0	0	0	0	0	1	1	0	0	0	0	0	0	0	0	0	0	W	37-27
11/08	at Bills	S	6	5	1	0.0	0	1	2	0	0	0	0	0	0	0	0	0	0	0	0	0	0	0	0	L	34-44
11/15	at Rams	S	6	5	1	0.0	0	0	0	0	0	0	0	0	0	0	0	0	0	0	0	0	0	0	0	L	16-23
11/19	Cardinals	S	3	3	0	0.0	0	0	0	0	0	0	0	0	0	0	0	0	0	0	0	0	0	0	0	W	28-21
11/30	at Eagles	S	4	4	0	0.0	0	0	0	0	0	0	0	0	0	0	0	0	0	0	0	0	0	0	0	W	23-17
12/06	Giants																								L	12-17	
12/13	Jets																								W	40-3	
12/20	at Football Team																								W	20-15	
12/27	Rams																								W	20-9	
01/03	at 49ers	P	0	0	0	0.0	0	0	0	0	0	0	0	0	0	0	0	0	0	0	0	0	0	0	0	W	26-23
2020 TOTALS	12-7		46	37	9	0.0	0	0	1	2	0	0	0	0	2	1	0	0	0	0	0	0	0	0	0	12-4	

+ - Overtime

TRE FLOWERS' 2022 GXG POSTSEASON STATISTICS (BENGALS)

DATE	OPPONENT	P/S	TACKLES							INTERCEPTIONS					FUMBLES			ST		MIS C		SCORE					
			T	K	S	ASK	YD	TF	YD	QB	N	YD	L	T	P	F	F	YD	T	F	F		S	A	W/L		
01/15	Ravens	P	0	0	0	0.0	0	0	0	0	0	0	0	0	0	0	0	0	0	0	0	0	0	0	0	W	24-17
01/22	at Bills																								W	27-10	
01/29	at Chiefs	P	0	0	0	0.0	0	0	0	0	0	0	0	0	0	0	0	0	0	0	0	0	0	0	0	L	20-23
2022 TOTALS	2-0		0	0	0	0.0	0	0	0	0	0	0	0	0	0	0	0	0	0	0	0	0	0	0	0	2-1	

FELEIPE FRANKS
INJURED RESERVE | TIGHT END

15

Height: 6-6
DOB: 12/22/1987 (age-28)
Experience: 3 Yrs
With Falcons: 3 Yrs

Weight: 241 lbs
School: Arkansas
Acquired: CFA/21
Hometown: Crawfordville, Fla.

ΤΥ ΑΘΛΑÇ ΜÏΤ ÛÏΕ

- » Played 11 games (one start), contributing on offense and special teams, notching one special teams tackle.

ÏΥ Ç ÕÕÇ

- » Played in nine games tallying six rushing yards on offense and contributed on special teams as a rookie in 2021.

ÏÄÄÄÏÏÏÏ

- » Played one season (2020) at the University of Arkansas after transferring from the University of Florida where he played three seasons (2017-19).
- » Set the single-season school record for completion percentage, completing 68.5 percent of his passes as a redshirt senior in 2020 at Arkansas. Completed 163-of-238 attempts (68.5 percent) for 2,107 yards, 17

touchdowns and four interceptions.

- » Started three games as a redshirt junior at Florida in 2019 before suffering a season-ending injury.
- » Completed 188-of-322 attempts (58.0 percent) for 2,457 yards, 24 touchdowns and six interceptions and rushed for 350 yards and seven touchdowns in 13 games as a redshirt sophomore at Florida in 2018.

ÆÏÇÄÄÏÄ

- » Native of Crawfordville, Fla., and attended Wakulla High School where he lettered in football and baseball.
- » Selected by the Boston Red Sox with the 947th pick in the 31st round of the 2019 MLB Amateur Draft.
- » Earned Class 5A second-team all-state honors as both a junior and senior.
- » Passed for 2,766 yards and 35 touchdowns and rushed for 245 yards and four touchdowns as a senior in 2015.

IN THE COMMUNITY

ÏÏÏÏÏÏÏÏ ÏÏ

- » Celebrated staff at Children's Healthcare of Atlanta-Scottish Rite for their staff appreciation day.
- » Participated in Hometown Huddle where the entire team volunteered and cleaned Anderson Park in Atlanta.
- » Attended the Eglin Air Force Base in Florida for a USO visit.
- » Participated in a park clean-up for 404 Day.

TRANSACTIONS

- » Signed by the Falcons as an undrafted free agent following the 2021 NFL Draft.

FELEIPE FRANKS' NFL REGULAR SEASON RUSHING/RECEIVING STATISTICS

DATE	TEAM	GP	GS	RECEIVING					RUSHING				
				NO.	YDS.	AVG.	LG	TD	NO.	YDS.	AVG.	LG	TD
2022	Falcons	11	1	0	0	0.0	0	0	1	0	0.0	0	0
2021	Falcons	9	0	0	0	0.0	0	0	3	6	2.0	4	0
NFL TOTALS		20	1	0	0	0.0	0	0	4	6	1.5	4	0

FELEIPE FRANKS' NFL REGULAR SEASON RETURN STATISTICS

DATE	TEAM	KICKOFF RETURNS					PUNT RETURNS					
		RET.	YDS.	AVG.	LG	TD	NO.	FC	YDS.	AVG.	LG	TD
2022	Falcons	0	0	0.0	0	0	0	0	0	0.0	0	0
2021	Falcons	0	0	0.0	0	0	0	0	0	0.0	0	0
NFL TOTALS		0	0	0.0	0	0	0	0	0	0.0	0	0

FELEIPE FRANKS' SINGLE-GAME HIGHS: RUSHING/RECEIVING

Rush Attempts 2 at New Orleans Saints, Nov 07, 2021
1 vs. Washington Football Team, Oct 03, 2021

Rushing Yards 3 at New Orleans Saints, Nov 07, 2021
3 vs. Washington Football Team, Oct 03, 2021

Longest Runs 4 at New Orleans Saints, Nov 07, 2021
3 vs. Washington Football Team, Oct 03, 2021

All-Purpose Yards 3 at New Orleans Saints, Nov 07, 2021
3 vs. Washington Football Team, Oct 03, 2021

FELEIPE FRANKS' 2022 GXG REGULAR-SEASON STATISTICS (FALCONS)

DATE	OPPONENT	P/S	RECEIVING					RUSHING					W/L	SCORE	
			NO.	YDS.	AVG.	LG	TD	NO.	YDS.	AVG.	LG	TD			
09/11	Saints		DID NOT PLAY (NON-INJURY)										L	26-27	
09/18	at Rams		ON INACTIVE LIST										L	27-31	
09/25	at Seahawks	P	0	0	0.0	0	0	0	0	0.0	0	0	0	W	27-23
10/02	Browns	P	0	0	0.0	0	0	0	0	0.0	0	0	W	23-20	
10/09	at Buccaneers	P	0	0	0.0	0	0	0	0	0.0	0	0	L	15-21	
10/16	49ers	P	0	0	0.0	0	0	0	0	0.0	0	0	W	28-14	
10/23	at Bengals	S	0	0	0.0	0	0	0	0	0.0	0	0	L	17-35	
10/30	Panthers	P	0	0	0.0	0	0	0	0	0.0	0	0	W	37-34+	
11/06	Chargers	P	0	0	0.0	0	0	0	0	0.0	0	0	L	17-20	
11/10	at Panthers		INACTIVE										L	15-25	
11/20	Bears		ON INACTIVE LIST										W	27-24	
11/27	at Commanders	P	0	0	0.0	0	0	0	0	0.0	0	0	L	13-19	
12/04	Steelers	P	0	0	0.0	0	0	0	0	0.0	0	0	L	16-19	
12/18	at Saints	P	0	0	0.0	0	0	1	0	0.0	0	0	L	18-21	
12/24	at Ravens	P	0	0	0.0	0	0	0	0	0.0	0	0	L	9-17	
01/01	Cardinals		INACTIVE										W	20-19	
01/08	Buccaneers		ON INACTIVE LIST										W	30-17	
2022 TOTALS		11-1	0	0	0.0	0	0	1	0	0.0	0	0	7-10		

+ - Overtime

FELEIPE FRANKS' 2021 GXG REGULAR-SEASON STATISTICS (FALCONS)

DATE	OPPONENT	P/S	RECEIVING					RUSHING					W/L	SCORE
			NO.	YDS.	AVG.	LG	TD	NO.	YDS.	AVG.	LG	TD		
09/12	Eagles		ON INACTIVE LIST										L	6-32
09/19	at Buccaneers		ON INACTIVE LIST										L	25-48
09/26	at Giants	P	0	0	0.0	0	0	0	0	0.0	0	0	W	17-14
10/03	Football Team	P	0	0	0.0	0	0	1	3	3.0	3	0	L	30-34
10/10	Jets		ON INACTIVE LIST										W	27-20
10/24	at Dolphins		ON INACTIVE LIST										W	30-28
10/31	Panthers	P	0	0	0.0	0	0	0	0	0.0	0	0	L	13-19
11/07	at Saints	P	0	0	0.0	0	0	2	3	1.5	4	0	W	27-25
11/14	at Cowboys	P	0	0	0.0	0	0	0	0	0.0	0	0	L	3-43
11/18	Patriots	P	0	0	0.0	0	0	0	0	0.0	0	0	L	0-25
11/28	at Jaguars	P	0	0	0.0	0	0	0	0	0.0	0	0	W	21-14
12/05	Buccaneers	P	0	0	0.0	0	0	0	0	0.0	0	0	L	17-30
12/12	at Panthers		DID NOT PLAY (NON-INJURY)										W	29-21
12/19	at 49ers	P	0	0	0.0	0	0	0	0	0.0	0	0	L	13-31
12/26	Lions		DID NOT PLAY (NON-INJURY)										W	20-16
01/02	at Bills		ON INACTIVE LIST										L	15-29
01/09	Saints		DID NOT PLAY (NON-INJURY)										L	20-30
2021 TOTALS		9-0	0	0	0.0	0	0	3	6	2.0	4	0	7-10	



ØÿC ØØC

- » Tallied 22 total tackles (14 solo), four quarterback hits, two tackles for loss, 1.0 sack and one pass defended in 21 games (one starts) over three seasons for the Chargers prior to signing with the Falcons.
- » In 2022, he notched eight total tackles (six solo), his first-career sack, one tackle for loss and one quarterback hit in five games for the Chargers.
- » He appeared in 14 games (one start) in 2021, registering a career-high 13 total tackles (eight solo), two quarterback hits, one tackle for loss and one pass defended.
- » As a rookie in 2020, he appeared in two games posting one total tackle and one quarterback hit.

- » Named to the Second-Team All-Big Ten team in 2017 and 2018.
- » Ranked second among all Big Ten players with 16.5 sacks over the past two seasons (2017-18).
- » Appeared in 13 games in 2017, registering 36 total tackles (24 solo), 12.5 tackles for loss, 9.0 sacks, five passes defended and four forced fumbles. His 9.0 sacks led the Big Ten in the regular season.
- » As a freshman in 2016, he tallied 24 total tackles (15 solo), 6.5 tackles for loss, 4.5 sacks, two passes defended and one fumble recovery.
- » Redshirted in 2015.

ØÄÄÄØØØ

- » Played five seasons (2015-19) at Northwestern University in Evanston, Illi.
- » Recorded 153 total tackles (100 solo), 48.5 tackles for loss, 30.0 sacks, 15 passes defended, 10 forced fumble and four fumble recoveries in 52 games for the Wildcats.
- » Northwestern's all-time sack leader with 30.0 career sacks.
- » As a senior in 2019, he earned First-Team All-Big Ten honors after notching a career-high 49 total tackles (34 solo), 17 tackles for loss, 9.0 sacks, five passes defended, three forced fumbles and two fumble recoveries.
- » In 2018, he recorded 44 total tackles (27 solo), 12.5

ÆØÇÄÄÄÿÄ

- » Attended Xaverian Brothers High School in Westwood, Mass.
- » Named Massachusetts Gatorade Player of the Year, Boston Globe Division One Player of the Year and ESPN Boston Mr. Football in 2014.
- » 2014 USA Today Second-Team All-USA.
- » Two-time Catholic Conference most valuable player.
- » Helped the Hawks finish 12-0 with a Division One Super Bowl championship in 2014.
- » Captained both the football and lacrosse teams.
- » Son of Frank and Mary Ellen Gaziano.
- » Majored in communication studies at NU.

TRANSACTIONS

- » Originally signed by the Los Angeles Chargers following the 2020 NFL Draft.
- » Released by the Los Angeles Chargers on Aug. 30, 2022.
- » Signed to the Los Angeles Chargers practice squad on Aug. 31, 2022.
- » Signed to the Los Angeles Chargers active roster on Nov. 19, 2022.
- » Signed by the Atlanta Falcons on March 27, 2023.

JOE GAZIANO'S NFL REGULAR SEASON DEFENSIVE STATISTICS

DATE	TEAM	GP	TACKLES					INTERCEPTIONS					FUMBLES					ST		MISC							
			GS	TK	S	A	TFL	YDS	SK	YDS	QBH	NO	YDS	LG	TD	PD	FF	FR	TD	YDS	TK	S	A	FF	FR	S	A
2022	Chargers	5	0	8	6	2	1	6	1.0	6.0	1	0	0	0	0	0	0	0	0	0	0	0	0	0	0	0	0
2021	Chargers	14	1	13	8	5	1	1	0.0	0.0	2	0	0	0	0	1	0	0	0	0	0	0	0	0	0	0	
2020	Chargers	2	0	1	0	1	0	0	0.0	0.0	1	0	0	0	0	0	0	0	0	0	0	0	0	0	0	0	
NFL TOTALS		21	1	22	14	8	2	7	1.0	6.0	4	0	0	0	1	0	0	0	0	0	0	0	0	0	0	0	

JOE GAZIANO'S NFL POSTSEASON DEFENSIVE STATISTICS

DATE	TEAM	GP	TACKLES							INTERCEPTIONS							FUMBLES					ST				MISC	
			GS	TK	S	A	TFL	YDS	SK	YDS	QBH	NO	YDS	LG	TD	PD	FF	FR	TD	YDS	TK	S	A	FF	FR	S	A
2022	Chargers	0	0	0	0	0	0	0	0.0	0.0	0	0	0	0	0	0	0	0	0	0	0	0	0	0	0	0	0
NFL TOTALS		0	0	0	0	0	0	0.0	0.0	0	0	0	0	0	0	0	0	0	0	0	0	0	0	0	0	0	

JOE GAZIANO'S SINGLE-GAME HIGHS: DEFENSIVE

- Total Tackles** 4 vs. New York Giants, Dec 12, 2021
 3 vs. Pittsburgh Steelers, Nov 21, 2021
 1 vs. Denver Broncos, Jan 02, 2022
 ...6 more at 1.
- Solo Tackles** 3 vs. New York Giants, Dec 12, 2021
 1 vs. Denver Broncos, Jan 02, 2022
 1 vs. Pittsburgh Steelers, Nov 21, 2021
 ...3 more at 1.
- Passes Defended** 1 vs. Pittsburgh Steelers, Nov 21, 2021
- Tackles For Loss** 1 vs. New York Giants, Dec 12, 2021

JOE GAZIANO'S 2022 GXG REGULAR-SEASON STATISTICS (CHARGERS)

DATE	OPPONENT	P/S	TACKLES							INTERCEPTIONS							FUMBLES					ST				MISC			
			T	K	S	ASK	YD	TF	YD	QB	N	YD	L	T	P	F	F	T	YD	T	K	S	A	F	R	S	A	W/L	SCORE
09/11	Raiders																											W	24-19
09/15	at Chiefs																											L	24-27
09/25	Jaguars																											L	10-38
10/02	at Texans																											W	34-24
10/09	at Browns																											W	30-28
10/17	Broncos																											W	19-16+
10/23	Seahawks																											L	23-37
11/06	at Falcons																											W	20-17
11/13	at 49ers																											L	16-22
11/20	Chiefs																											L	27-30
11/27	at Cardinals	P	1	1	0	0.0	0	0	0	0	0	0	0	0	0	0	0	0	0	0	0	0	0	0	0	0	W	25-24	
12/04	at Raiders	P	2	1	1	0.0	0	0	0	0	0	0	0	0	0	0	0	0	0	0	0	0	0	0	0	0	L	20-27	
12/11	Dolphins	P	1	1	0	0.0	0	0	0	0	0	0	0	0	0	0	0	0	0	0	0	0	0	0	0	0	W	23-17	
12/18	Titans	P	1	1	0	1.0	6.0	1	6	1	0	0	0	0	0	0	0	0	0	0	0	0	0	0	0	0	W	17-14	
12/26	at Colts																											W	20-3
01/01	Rams																											W	31-10
01/08	at Broncos																											L	28-31
2022 TOTALS		4-0	5	4	1	1.0	6.0	1	6	1	0	0	0	0	0	0	0	0	0	0	0	0	0	0	0	0	10-7		

+ - Overtime

JOE GAZIANO'S 2021 GXG REGULAR-SEASON STATISTICS (CHARGERS)

DATE	OPPONENT	P/S	TACKLES					INTERCEPTIONS					FUMBLES			ST		MISC		W/L	SCORE							
			TK	S	A	SK	YDS	TFL	YDS	QBH	NO	YDS	LG	TD	PD	FF	FR	TD	YDS			TK	S	A	FF	FR	S	A
09/12	at Football Team		DID NOT PLAY																				W	20-16				
09/19	Cowboys		PRACTICE SQUAD																				L	17-20				
09/26	at Chiefs		PRACTICE SQUAD																				W	30-24				
10/04	Raiders		PRACTICE SQUAD																				W	28-14				
10/10	Browns		PRACTICE SQUAD																				W	47-42				
10/17	at Ravens		PRACTICE SQUAD																				L	6-34				
10/31	Patriots		PRACTICE SQUAD																				L	24-27				
11/07	at Eagles		PRACTICE SQUAD																				W	27-24				
11/14	Vikings		PRACTICE SQUAD																				L	20-27				
11/21	Steelers		PRACTICE SQUAD																				W	41-37				
11/28	at Broncos		PRACTICE SQUAD																				L	13-28				
12/05	at Bengals		PRACTICE SQUAD																				W	41-22				
12/12	Giants		PRACTICE SQUAD																				W	37-21				
12/16	Chiefs	P	0	0	0	0	0	0	0	0	0	0	0	0	0	0	0	0	0	0	0	0	0	0	0	0	L	28-34+
12/26	at Texans		RESERVE/COVID-19																				L	29-41				
01/02	Broncos	P	1	1	0	0	0	0	0	0	0	0	0	0	0	0	0	0	0	0	0	0	0	0	0	0	W	34-13
01/09	at Raiders		ON INACTIVE LIST																				L	32-35+				
2021 TOTALS		2-0	1	1	0	0	0	0	0	0	0	0	0	0	0	0	0	0	0	0	0	0	0	0	0	0	9-8	

+- Overtime

JOE GAZIANO'S 2020 GXG REGULAR-SEASON STATISTICS (CHARGERS)

DATE	OPPONENT	P/S	TACKLES					INTERCEPTIONS					FUMBLES			ST		MISC		W/L	SCORE							
			TK	S	A	SK	YDS	TFL	YDS	QBH	NO	YDS	LG	TD	PD	FF	FR	TD	YDS			TK	S	A	FF	FR	S	A
09/13	at Bengals		DID NOT PLAY																				W	16-13				
09/27	Panthers		INJURED RESERVE																				L	16-21				
10/04	at Buccaneers		INJURED RESERVE																				L	31-38				
10/12	at Saints		INJURED RESERVE																				L	27-30+				
10/25	Jaguars		INJURED RESERVE																				W	39-29				
11/01	at Broncos		INJURED RESERVE																				L	30-31				
11/08	Raiders		INJURED RESERVE																				L	26-31				
11/15	at Dolphins		INJURED RESERVE																				L	21-29				
11/22	Jets		INJURED RESERVE																				W	34-28				
11/29	at Bills		INJURED RESERVE																				L	17-27				
12/06	Patriots		INJURED RESERVE																				L	0-45				
12/13	Falcons		INJURED RESERVE																				W	20-17				
12/17	at Raiders		INJURED RESERVE																				W	30-27+				
12/27	Broncos		PRACTICE SQUAD																				W	19-16				
01/03	at Chiefs		PRACTICE SQUAD																				W	38-21				
2020 TOTALS			0	0	0	0	0	0	0	0	0	0	0	0	0	0	0	0	0	0	0	0	0	0	0	0	7-8	

+- Overtime

JOE GAZIANO'S 2022 GXG POSTSEASON STATISTICS (CHARGERS)

DATE	OPPONENT	P/S	TACKLES					INTERCEPTIONS					FUMBLES			ST		MISC		W/L	SCORE							
			T	K	S	SK	YD	T	F	YD	QB	N	YD	L	T	P	F	F	YD			T	F	F	S	A		
01/14	at Jaguars		INJURED RESERVE																				L	30-31				
2022 TOTALS			0	0	0	0	0	0	0	0	0	0	0	0	0	0	0	0	0	0	0	0	0	0	0	0	0-1	

TA'QUON GRAHAM'S NFL REGULAR SEASON DEFENSIVE STATISTICS

DATE	TEAM	GP	TACKLES							INTERCEPTIONS							FUMBLES					ST			MISC		
			GS	TK	S	A	TFL	YDS	SK	YDS	QBH	NO	YDS	LG	TD	PD	FF	FR	TD	YDS	TK	S	A	FF	FR	S	A
2022	Falcons	11	9	34	15	19	1	2	0.0	0.0	8	0	0	0	0	0	0	1	0	19	0	0	0	0	0	0	0
2021	Falcons	13	5	15	8	7	2	1	0.0	0.0	2	0	0	0	0	0	0	0	0	0	0	0	0	0	0	0	
NFL TOTALS		24	14	49	23	26	3	3	0.0	0.0	10	0	0	0	0	0	1	0	19	0	0	0	0	0	0	0	

TA'QUON GRAHAM'S SINGLE-GAME HIGHS: DEFENSIVE

<p>Total Tackles 7 vs. Carolina Panthers, Oct 30, 2022 6 at Carolina Panthers, Nov 10, 2022 5 vs. Cleveland Browns, Oct 02, 2022</p> <p>Solo Tackles 4 vs. Carolina Panthers, Oct 30, 2022 4 vs. Cleveland Browns, Oct 02, 2022 3 vs. New Orleans Saints, Jan 09, 2022</p> <p>Fumble Recoveries 1 vs. Los Angeles Chargers, Nov 06, 2022</p>	<p>Tackles For Loss 1 vs. New Orleans Saints, Jan 09, 2022 1 vs. Tampa Bay Buccaneers, Dec 05, 2021</p> <p>Longest Opp Fumble Return 19 vs. Los Angeles Chargers, Nov 06, 2022</p>	
---	--	--

TA'QUON GRAHAM'S 2022 GXG REGULAR-SEASON STATISTICS (FALCONS)

DATE	OPPONENT	P/S	TACKLES							INTERCEPTIONS							FUMBLES					ST			MISC			
			TK	S	A	SK	YDS	TFL	YDS	QBH	NO	YDS	LG	TD	PD	FF	FR	TD	YDS	TK	S	A	FF	FR	S	A	WL	SCORE
09/11	at Saints	S	0	0	0.0	0.0	0	0	0	1	0	0	0	0	0	0	0	0	0	0	0	0	0	0	0	0	L	26-27
09/18	at Rams	P	4	0	4.0	0.0	0	0	2	0	0	0	0	0	0	0	0	0	0	0	0	0	0	0	0	L	27-31	
09/25	at Seahawks	P	3	0	3.0	0.0	0	0	2	0	0	0	0	0	0	0	0	0	0	0	0	0	0	0	0	W	27-23	
10/02	Browns	S	5	4	1.0	0.0	0	0	1	0	0	0	0	0	0	0	0	0	0	0	0	0	0	0	0	W	23-20	
10/09	at Buccaneers	S	1	1	0.0	0.0	0	0	0	0	0	0	0	0	0	0	0	0	0	0	0	0	0	0	0	L	15-21	
10/16	49ers	S	2	1	1.0	0.0	0	0	1	0	0	0	0	0	0	0	0	0	0	0	0	0	0	0	0	W	28-14	
10/23	at Bengals	S	3	2	1.0	0.0	0	0	0	0	0	0	0	0	0	0	0	0	0	0	0	0	0	0	0	L	17-35	
10/30	Panthers	S	7	4	3.0	0.0	0	0	0	0	0	0	0	0	0	0	0	0	0	0	0	0	0	0	0	W	37-34+	
11/06	Chargers	S	3	1	2.0	0.0	0	0	1	0	0	0	0	0	1	0	19	0	0	0	0	0	0	0	0	L	17-20	
11/10	at Panthers	S	6	2	4.0	0.0	1	2	0	0	0	0	0	0	0	0	0	0	0	0	0	0	0	0	0	L	15-25	
11/20	Bears		INJURED RESERVE																						W	27-24		
11/27	at Commanders		INJURED RESERVE																						L	13-19		
12/04	Steelers		INJURED RESERVE																						L	16-19		
12/18	at Saints		INJURED RESERVE																						L	18-21		
12/24	at Ravens		INJURED RESERVE																						L	9-17		
01/01	Cardinals		INJURED RESERVE																						W	20-19		
01/08	Buccaneers		INJURED RESERVE																						W	30-17		
2022 TOTALS		10-8	34	15	19	0.0	0.0	1	2	8	0	0	0	0	0	1	0	19	0	0	0	0	0	0	0	7-10		

+ - Overtime

TA'QUON GRAHAM'S 2021 GXG REGULAR-SEASON STATISTICS (FALCONS)

DATE	OPPONENT	P/S	TACKLES							INTERCEPTIONS							FUMBLES					ST			MISC					
			TK	S	A	SK	YDS	TFL	YDS	QBH	NO	YDS	LG	TD	PD	FF	FR	TD	YDS	TK	S	A	FF	FR	S	A	WL	SCORE		
09/12	Eagles		ON INACTIVE LIST																										L	6-32
09/19	at Buccaneers	P	1	0	1.0	0.0	0	0	0	0	0	0	0	0	0	0	0	0	0	0	0	0	0	0	0	L	25-48			
09/26	at Giants	P	3	2	1.0	0.0	0	0	0	0	0	0	0	0	0	0	0	0	0	0	0	0	0	0	0	W	17-14			
10/03	Football Team	P	1	0	1.0	0.0	0	0	0	0	0	0	0	0	0	0	0	0	0	0	0	0	0	0	0	L	30-34			
10/10	Jets	P	0	0	0.0	0.0	0	0	0	0	0	0	0	0	0	0	0	0	0	0	0	0	0	0	0	W	27-20			
10/24	at Dolphins	P	0	0	0.0	0.0	0	0	0	0	0	0	0	0	0	0	0	0	0	0	0	0	0	0	0	W	30-28			
10/31	Panthers		ON INACTIVE LIST																										L	13-19
11/07	at Saints		ON INACTIVE LIST																										W	27-25
11/14	at Cowboys		ON INACTIVE LIST																										L	3-43
11/18	Patriots	P	1	0	1.0	0.0	0	0	0	0	0	0	0	0	0	0	0	0	0	0	0	0	0	0	0	L	0-25			
11/28	at Jaguars	S	1	1	0.0	0.0	0	0	1	0	0	0	0	0	0	0	0	0	0	0	0	0	0	0	0	W	21-14			
12/05	Buccaneers	S	1	1	0.0	0.0	1	0	0	0	0	0	0	0	0	0	0	0	0	0	0	0	0	0	0	L	17-30			
12/12	at Panthers	P	0	0	0.0	0.0	0	0	1	0	0	0	0	0	0	0	0	0	0	0	0	0	0	0	0	W	29-21			
12/19	at 49ers	S	0	0	0.0	0.0	0	0	0	0	0	0	0	0	0	0	0	0	0	0	0	0	0	0	0	L	13-31			
12/26	Lions	S	1	0	1.0	0.0	0	0	0	0	0	0	0	0	0	0	0	0	0	0	0	0	0	0	0	W	20-16			
01/02	at Bills	P	2	1	1.0	0.0	0	0	0	0	0	0	0	0	0	0	0	0	0	0	0	0	0	0	0	L	15-29			
01/09	Saints	S	4	3	1.0	0.0	1	1	0	0	0	0	0	0	0	0	0	0	0	0	0	0	0	0	0	L	20-30			
2021 TOTALS		13-5	15	8	7	0.0	0.0	2	1	2	0	0	0	0	0	0	0	0	0	0	0	0	0	0	0	7-10				

TRANSACTIONS

» Selected by the Atlanta Falcons in the second round (40th overall) of the 2021 NFL Draft

REGULAR SEASON COMPARISON: DEFENSIVE - CAROLINA PANTHERS

DATE	OPP	TACKLES										MISC				
		W/L	GP/GS	TOT	SOLO	ASST	SACK	YDS.	INT	TFL	PD	QBH	TD	FF	FR	
10/31/21	ATL vs. CAR	L	P	1	1	0	0.0	0.0	0	0	0	0	0	0	0	0
10/30/22	ATL vs. CAR	W	S	5	3	2	0.0	0.0	0	0	0	0	0	0	0	
11/10/22	ATL @ CAR	L	S	8	3	5	0.0	0.0	0	0	2	0	0	0	0	
TOTALS		1/2	3/2	14	7	7	0.0	0.0	0	0	2	0	0	0	0	

RICHIE GRANT'S NFL REGULAR SEASON DEFENSIVE STATISTICS

DATE	TEAM	GP	GS	TACKLES					INTERCEPTIONS					FUMBLES					ST		MISC						
				TK	S	A	YDS	SK	YDS	QBH	NO	YDS	LG	TD	PD	FF	FR	TD	YDS	TK	S	A	FF	FR	S	A	
2022	Falcons	17	17	122	69	53	3	5	0.0	0.0	1	2	22	12	0	7	1	1	0	0	1	1	0	0	0	0	0
2021	Falcons	16	0	29	23	6	2	1	0.0	0.0	0	0	0	0	0	2	1	0	0	2	6	5	1	0	1	0	0
NFL TOTALS		33	17	151	92	59	5	6	0.0	0.0	1	2	22	12	0	9	2	1	0	2	7	6	1	0	1	0	0

RICHIE GRANT'S SINGLE-GAME HIGHS: DEFENSIVE

Total Tackles	11 vs. Los Angeles Chargers, Nov 06, 2022 10 at Baltimore Ravens, Dec 24, 2022 10 vs. New Orleans Saints, Sep 11, 2022	Interceptions	1 vs. Los Angeles Chargers, Nov 06, 2022 1 at Seattle Seahawks, Sep 25, 2022 12 at Seattle Seahawks, Sep 25, 2022
Solo Tackles	7 at Baltimore Ravens, Dec 24, 2022 6 at Tampa Bay Buccaneers, Oct 09, 2022 6 at Seattle Seahawks, Sep 25, 2022	Interception Return Yards	10 vs. Los Angeles Chargers, Nov 06, 2022 2 at New Orleans Saints, Nov 07, 2021
Passes Defensed	2 at Carolina Panthers, Nov 10, 2022 2 at Seattle Seahawks, Sep 25, 2022	Special Teams Tackles	1 at San Francisco 49ers, Dec 19, 2021 1 at Jacksonville Jaguars, Nov 28, 2021 ...2 more at 1.
Forced Fumbles	1 vs. Los Angeles Chargers, Nov 06, 2022 ...4 more at 1.	Special Teams Fumble Recoveries	1 at San Francisco 49ers, Dec 19, 2021
Fumble Recoveries	1 vs. Tampa Bay Buccaneers, Jan 08, 2023 1 at Dallas Cowboys, Nov 14, 2021	Longest Opp Fumble Return	2 at San Francisco 49ers, Dec 19, 2021
Tackles For Loss	2 at Jacksonville Jaguars, Nov 28, 2021 1 vs. Pittsburgh Steelers, Dec 04, 2022 1 at Cincinnati Bengals, Oct 23, 2022 ...1 more at 1.		

RICHIE GRANT'S 2022 GXG REGULAR-SEASON STATISTICS (FALCONS)

DATE	OPPONENT	P/S	TACKLES										INTERCEPTIONS					FUMBLES					ST		MISC		SCORE
			TK	S	A	SK	YDS	TFL	YDS	QBH	NO	YDS	LG	TD	PD	FF	FR	TD	YDS	TK	S	A	FF	FR	S	A	
09/11	Saints	S	10	4	6	0.0	0.0	0	0	0	1	0	0	0	0	0	0	0	0	0	0	0	0	0	0	L	26-27
09/18	at Rams	S	6	3	3	0.0	0.0	0	0	0	0	0	0	0	0	0	0	0	0	0	0	0	0	0	L	27-31	
09/25	at Seahawks	S	7	6	1	0.0	0.0	0	0	0	1	12	12	0	2	0	0	0	0	0	0	0	0	0	W	27-23	
10/02	Browns	S	5	3	2	0.0	0.0	1	0	0	0	0	0	0	0	0	0	0	0	0	0	0	0	0	W	23-20	
10/09	at Buccaneers	S	7	6	1	0.0	0.0	0	0	0	0	0	0	0	0	0	0	0	0	0	0	0	0	0	L	15-21	
10/16	49ers	S	6	5	1	0.0	0.0	0	0	0	0	0	0	0	1	0	0	0	0	0	0	0	0	0	W	28-14	
10/23	at Bengals	S	4	4	0	0.0	0.0	1	0	0	0	0	0	0	0	0	0	0	0	0	0	0	0	0	L	17-35	
10/30	Panthers	S	5	3	2	0.0	0.0	0	0	0	0	0	0	0	0	0	0	0	0	0	0	0	0	0	W	37-34+	
11/06	Chargers	S	11	5	6	0.0	0.0	0	0	0	1	10	10	1	0	0	0	0	0	0	0	0	0	0	L	17-20	
11/10	at Panthers	S	8	3	5	0.0	0.0	0	0	0	0	0	0	2	0	0	0	0	0	0	0	0	0	0	L	15-25	
11/20	Bears	S	6	1	5	0.0	0.0	0	0	0	0	0	0	0	0	0	0	0	0	0	0	0	0	0	W	27-24	
11/27	at Commanders	S	6	2	4	0.0	0.0	0	0	0	0	0	0	0	0	0	0	0	0	0	0	0	0	0	L	13-19	
12/04	Steelers	S	9	4	5	0.0	0.0	1	5	0	0	0	0	0	0	0	0	0	0	0	0	0	0	0	L	16-19	
12/18	at Saints	S	6	5	1	0.0	0.0	0	0	0	0	0	0	0	0	0	0	0	0	0	0	0	0	0	L	18-21	
12/24	at Ravens	S	10	7	3	0.0	0.0	0	0	0	0	0	0	0	0	0	0	0	0	0	0	0	0	0	L	9-17	
01/01	Cardinals	S	9	4	5	0.0	0.0	0	0	0	0	0	0	0	0	0	0	0	0	0	0	0	0	0	W	20-19	
01/08	Buccaneers	S	7	4	3	0.0	0.0	0	0	0	0	0	0	0	1	1	0	0	0	0	0	0	0	0	W	30-17	
2022 TOTALS		17-17	122	69	53	0.0	0.0	3	5	1	2	22	12	0	7	1	1	0	0	1	1	0	0	0	0	7-10	

+ - Overtime

RICHE GRANT'S 2021 GXG REGULAR-SEASON STATISTICS (FALCONS)

		TACKLES				INTERCEPTIONS				FUMBLES				ST		MIS									
DATE	OPPONENT	P/S	T	YD	TF	YD	QB	N	YD	L	T	P	F	F	YD	T	F	F	S	A	W/L/T	SCORE			
			K	S	ASK	S	L	S	H	O	S	G	D	D	F	R	D	S	K	SAF	R	S	A		
09/12	Eagles	P	1	10	0.0	0	0	0	0	0	0	0	0	0	0	0	0	0	1	1	0	0	0	L	6-32
09/19	at Buccaneers	P	0	0	0.0	0	0	0	0	0	0	0	0	0	0	0	0	0	0	0	0	0	0	L	25-48
09/26	at Giants	P	0	0	0.0	0	0	0	0	0	0	0	0	0	0	0	0	0	0	0	0	0	0	W	17-14
10/03	Football Team	P	0	0	0.0	0	0	0	0	0	0	0	0	0	0	0	0	0	0	0	0	0	0	L	30-34
10/10	Jets	P	3	21	0.0	0	0	0	0	0	0	0	1	0	0	0	0	0	0	0	0	0	0	W	27-20
10/24	at Dolphins	P	5	41	0.0	0	0	0	0	0	0	0	0	0	0	0	0	0	1	0	1	0	0	W	30-28
10/31	Panthers	P	1	10	0.0	0	0	0	0	0	0	0	0	0	0	0	0	0	0	0	0	0	0	L	13-19
11/07	at Saints	P	0	0	0.0	0	0	0	0	0	0	0	0	0	0	0	0	0	2	2	0	0	0	W	27-25
11/14	at Cowboys	P	3	30	0.0	0	0	0	0	0	0	0	0	1	0	0	0	0	0	0	0	0	0	L	3-43
11/18	Patriots	P	3	21	0.0	0	0	0	0	0	0	0	0	0	0	0	0	0	0	0	0	0	0	L	0-25
11/28	at Jaguars	P	3	30	0.0	0	2	1	0	0	0	0	0	0	0	0	0	0	1	1	0	0	0	W	21-14
12/05	Buccaneers	P	3	21	0.0	0	0	0	0	0	0	0	0	0	0	0	0	0	0	0	0	0	0	L	17-30
12/12	at Panthers		ON INACTIVE LIST																			W	29-21		
12/19	at 49ers	P	1	10	0.0	0	0	0	0	0	0	0	0	0	0	0	2	1	1	0	0	1	0	L	13-31
12/26	Lions	P	6	42	0.0	0	0	0	0	0	0	0	1	0	0	0	0	0	0	0	0	0	0	W	20-16
01/02	at Bills	P	0	0	0.0	0	0	0	0	0	0	0	0	0	0	0	0	0	0	0	0	0	0	L	15-29
01/09	Saints	P	0	0	0.0	0	0	0	0	0	0	0	0	0	0	0	0	0	0	0	0	0	0	L	20-30
2021 TOTALS		16-0	29	263	0.0	0	2	1	0	0	0	0	2	1	0	0	2	6	5	1	0	1	0	0	7-10

ETHAN GREENIDGE
INJURED RESERVE | OFFENSIVE LINEMAN

71

Height: 6-4 Weight: 335 lbs
 DOB: 9/10/1997 (Age-25) School: Villanova
 Experience: 5 Yrs Acquired: FA-23
 With Falcons: 1 Yr Hometown: Flanders, N.Y.

📅 📅 📅 📅

- » Appeared in 15 games over his first four seasons with the New Orleans Saints, contributing on offense and special teams.

🏈 🏈 🏈 🏈 🏈

- » Played four season (2015-18) at Villanova (Pa.).
- » Started all 43 games he appeared in for the Wildcats, earning All-Colonial Athletic Association second-team honors following his junior and senior seasons (2017-18).
- » Blocked for an offense ranked sixth in the CAA in passing (222.4 ypg.) in 2018.
- » Helped the Wildcats offense top the 400-yard mark in six contests.

🏠 🏠 🏠 🏠 🏠

- » Born in Flanders, N.Y.
- » Attended Riverhead (N.Y.) High School.
- » Earned three varsity letters in football, basketball and track and field and was named team captain of the football team.
- » Two-time Suffolk County Coaches Association All-Division first-team offensive lineman.
- » First-team Suffolk County All-Star.
- » Son of Robin and Xann Greenidge.
- » Graduated with a bachelor's degree in communications.

TRANSACTIONS

- » Signed by the New Orleans Saints following the 2019 NFL Draft.
- » Signed by the Atlanta Falcons on April 17, 2023.

ETHAN GREENIDGE'S NFL REGULAR SEASON STATISTICS

DATE	TEAM	GP	GS
2022	Saints	0	0
2021	Saints	0	0
2020	Saints	15	0
2019	Saints	0	0
NFL TOTALS		15	0

ETHAN GREENIDGE'S NFL POSTSEASON STATISTICS

DATE	TEAM	GP	GS
2020	Saints	2	0
2019	Saints	0	0
NFL TOTALS		2	0

ETHAN GREENIDGE'S 2022 GXG REGULAR-SEASON STATISTICS (SAINTS)

DATE	OPPONENT	P/S		W/L	SCORE
09/11	at Falcons		INJURED RESERVE	W	27-26
09/18	Buccaneers		INJURED RESERVE	L	10-20
09/25	at Panthers		INJURED RESERVE	L	14-22
10/02	Vikings		INJURED RESERVE	L	25-28
10/09	Seahawks		INJURED RESERVE	W	39-32
10/16	Bengals		INJURED RESERVE	L	26-30
10/20	at Cardinals		INJURED RESERVE	L	34-42
10/30	Raiders		INJURED RESERVE	W	24-0
11/07	Ravens		INJURED RESERVE	L	13-27
11/13	at Steelers		INJURED RESERVE	L	10-20
11/20	Rams		INJURED RESERVE	W	27-20
11/27	at 49ers		INJURED RESERVE	L	0-13
12/05	at Buccaneers		INJURED RESERVE	L	16-17
12/18	Falcons		INJURED RESERVE	W	21-18
12/24	at Browns		INJURED RESERVE	W	17-10
01/01	at Eagles		INJURED RESERVE	W	20-10
01/08	Panthers		INJURED RESERVE	L	7-10
2022 TOTALS		0-0		7-10	

ETHAN GREENIDGE'S 2021 GXG REGULAR-SEASON STATISTICS (SAINTS)

DATE	OPPONENT	P/S		W/L	SCORE
09/12	Packers		NOT ON ROSTER	W	38-3
09/19	at Panthers		RESERVE/COVID-19	L	7-26
09/26	at Patriots		RESERVE/COVID-19	W	28-13
10/03	Giants		RESERVE/COVID-19	L	21-27+
10/10	at Football Team		RESERVE/COVID-19	W	33-22
10/25	at Seahawks		INJURED RESERVE	W	13-10
10/31	Buccaneers		INJURED RESERVE	W	36-27
11/07	Falcons		RESERVE/COVID-19	L	25-27
11/14	at Titans		RESERVE/COVID-19	L	21-23
11/21	at Eagles		RESERVE/COVID-19	L	29-40
11/25	Bills		RESERVE/COVID-19	L	6-31
12/02	Cowboys		RESERVE/COVID-19	L	17-27
12/12	at Jets		RESERVE/COVID-19	W	30-9
12/19	at Buccaneers		RESERVE/COVID-19	W	9-0
12/27	Dolphins		RESERVE/COVID-19	L	3-20
01/02	Panthers		RESERVE/COVID-19	W	18-10
01/09	at Falcons		INJURED RESERVE	W	30-20
2021 TOTALS		0-0		9-8	

+ - Overtime

ETHAN GREENIDGE'S 2020 GXG REGULAR-SEASON STATISTICS (SAINTS)

DATE	OPPONENT	P/S		W/L	SCORE
09/13	Buccaneers	P		W	34-23
09/21	at Raiders	P		L	24-34
09/27	Packers	P		L	30-37
10/04	at Lions	P		W	35-29
10/12	Chargers		ON INACTIVE LIST	W	30-27+
10/25	Panthers	P		W	27-24
11/01	at Bears	P		W	26-23+
11/08	at Buccaneers	P		W	38-3
11/15	49ers	P		W	27-13
11/22	Falcons	P		W	24-9
11/29	at Broncos	P		W	31-3
12/06	at Falcons	P		W	21-16
12/13	at Eagles	P		L	21-24
12/20	Chiefs	P		L	29-32
12/25	Vikings	P		W	52-33
01/03	at Panthers	P		W	33-7
2020 TOTALS		15-0		12-4	
+ - Overtime					

ETHAN GREENIDGE'S 2020 GXG POSTSEASON STATISTICS (SAINTS)

DATE	OPPONENT	P/S		W/L	SCORE
01/10	Bears	P		W	21-9
01/17	Buccaneers	P		L	20-30
2020 TOTALS		2-0		1-1	

JOVAUGHN GWYN
ACTIVE OFFENSIVE LINEMAN

56

Height: 6-2	Weight: 297 lbs
DOB: 3/18/1999 (Age-24)	School: South Carolina
Experience: Rookie	Acquired: DTB 23
With Falcons: Rookie	Hometown: Charlotte, N.C.

0 1 2 3 4 5 6 7 8 9

- » Gwyn played in 49 games (47 starts), over five years at South Carolina in Columbia, S.C.
- » Gwyn started 13 games for the Gamecocks in 2022 (11 at guard and one at center).
- » Named a team captain for the second-consecutive season and earned the 2022 Outstanding Student-Athlete Award, Most Outstanding Senior Award and Strength & Conditioning Award.
- » In 2021, he started all 13 games as a redshirt senior and consistently graded out as the Gamecocks' top offensive lineman.
- » As a redshirt junior in 2020, he started all 10 games at right guard and helped running back Kevin Harris become the first Gamecock to rush for 1,000 yards in a season since 2013.
- » In 2019, he played in all 12 games (11 starts) as a redshirt sophomore making his first career start at right guard in Week 2 vs. Charleston Southern and held that

role for the remainder of the season.

- » Redshirted his freshman season after making an appearance in one game.

0 1 2 3 4 5 6 7 8 9

- » Attended Harding University High School in Charlotte, N.C.
- » Anchored an offensive line that led the Rams to a 14-1 record, the 4A state title and a No. 4 ranking overall in the Tar Heel state.
- » Named first-team all-state by the Associated Press and named to the NC Preps All-Class and 4A All-State teams.
- » Earned first-team All-USA North Carolina football team accolades as selected by USA TODAY.
- » Named to the PrepStar All-Atlantic Region team.
- » Graduated in May of 2022 with a degree in information science.

TRANSACTIONS

- » Selected by the Atlanta Falcons in the seventh round (225th overall) of the 2023 NFL Draft.

ZACH HARRISON
ACTIVE DEFENSIVE LINEMAN

96

Height: 6-5
DOB: 8/14/2001 (Age-21)
Experience: Rookie
With Falcons: Rookie

Weight: 274 lbs
School: Ohio State
Acquired: D3 '23
Hometown: Lewis Center, Ohio

🏈🏈🏈🏈🏈

- » Played four seasons (2019-22) at Ohio State in Columbus, Ohio.
- » Played in 46 games (28 starts), recording 106 total tackles (63 solo), 25.5 tackles for loss, 13.0 sacks, 11 passes defended, five forced fumbles and one interception for the Buckeyes.
- » As a senior in 2022, he recorded 34 total tackles (20 solo), eight tackles for loss, five passes defended, 3.5 sacks, three forced fumbles and one interception.
- » Named first-team All-Big Ten.
- » In 2021, he started all 12 games registering 34 total tackles (23 solo), eight tackles for loss, 4.0 sacks, four passes defended and two forced fumbles.
- » Named a team captain and named second-team All-Big Ten (media), third-team All-Big Ten (coaches).
- » As a sophomore in 2020, he appeared in seven games notching 14 total tackles (six solo), 4.5 tackles for loss, 2.0 sacks and two passes defended.
- » Named second-team All-Big Ten (coaches).

» In his true freshman season, he posted 24 total tackles (14 solo), five tackles for loss and 3.5 sacks.

🏈🏈🏈🏈🏈

- » Born in Lewis Center, Ohio.
- » Attended Olentangy Orange High School in Lewis Center, Ohio.
- » Ran a 10.7 100 meters and a 21.5 200 meters in high school track & field.
- » Named first-team all-Ohio by the Ohio Prep Sportswriters Association and the Delaware County defensive player of the year.
- » Played in the U.S. Army All-American Bowl.
- » Named a finalist for the All-American Bowl Man of the Year.
- » Son of Tracey and Jimmie Harrison
- » Graduated in December of 2022 with his degree in criminology.

TRANSACTIONS

- » Selected by the Atlanta Falcons in the third round (75th overall) of the 2023 NFL Draft.



📅 📅 📅

- » Tallied 11 receptions for 82 yards (7.5 avg.) while adding 19 rushing yards on one carry in 39 games for the Seahawks prior to joining the Falcons.
- » In 2022, he appeared in nine games for the Seahawks, registering three receptions for 20 yards (6.7 avg.)
- » He appeared in all 17 games in 2021, registering seven receptions for 59 yards (8.4 avg.).
- » In 2020, he played in 13 games, recording one reception for three yards (3.0 avg.).

- » Named first-team All-Sun Belt, becoming just the second Panther to win first-team All-Sun Belt honors twice.
- » As a sophomore in 2016, he played in just two halves due to injury, recording two receptions for eight receiving yards and one touchdown.
- » As a true freshman in 2015, he tallied 72 receptions for 1,109 receiving yards and eight receiving touchdowns.
- » Named Sun Belt Conference Freshman of the Year and first-team All-Sun Belt. Also, named to the FWAAs Freshman All-America team.
- » Finished second among all FBS freshmen in receiving yards and receiving touchdowns while finishing fourth in receptions.

🏆 🏆 🏆 🏆

- » Played four seasons (2015-2018) at Georgia State in Atlanta, Georgia.
- » Recorded 202 receptions for 2,950 yards (14.6 avg.) and 19 receiving touchdowns in 39 games for the Panthers.
- » Finished as the fourth-leading receiving in conference history with 2,950 receiving yards. Also, ranks seventh in career receptions with 202. Finished second in GSU history in career receptions (202), third in receiving yards (2,950), second in touchdown receptions (19) and touchdowns scored (20) and second in all-purpose yards (3,497).
- » As a senior in 2018, registered 49 receptions for 669 receiving yards and two receiving touchdowns.
- » Named third team All-Sun Belt Conference. Led the Panthers in receptions, receiving yards and touchdowns for the third time in four seasons.
- » In 2017, he posted career highs in receptions (74), receiving yards (1,121) while matching his career high in receiving touchdowns with eight.

🏠 🏠 🏠 🏠

- » Attended King's Ridge Christian School in Alpharetta, Ga.
- » Began his senior season as a slot receiver and running back but moved to quarterback for the final three games.
- » Named All-Area for North Fulton, two-time first-team all-region, and recognized as a running back as a junior and as an athlete for his senior season.
- » Had a remarkable performance in his final high school game when he rushed for 390 yards and scored seven touchdowns in a 56-40 victory over Strong Rock Christian; also passed for 162 yards.
- » Full name is Marjahn Penny Mathias Hart.
- » Son of Millard and Reva Hart.
- » Received his bachelor's degree in religious studies from GSU in December of 2018.

TRANSACTIONS

- » Originally signed by the Indianapolis Colts following the 2019 NFL Draft.
- » Released by the Indianapolis Colts on Sept. 7, 2019.
- » Signed to the Seattle Seahawks practice squad on Oct. 22, 2019.
- » Signed by the Seattle Seahawks on Jan. 14 2020.
- » Released by the Seattle Seahawks on Aug. 31, 2021.
- » Signed to the Seattle Seahawks practice squad on Sept. 1, 2021.
- » Resigned by the Seattle Seahawks on April 19, 2022.
- » Signed by the Atlanta Falcons on May 4, 2023.

PENNY HART'S NFL REGULAR SEASON RUSHING/RECEIVING STATISTICS

		RECEIVING								RUSHING				
DATE	TEAM	GP	GS	NO.	YDS.	AVG.	LG	TD	NO.	YDS.	AVG.	LG	TD	
2022	Seahawks	9	0	3	20	6.7	15	0	0	0	0.0	0	0	
2021	Seahawks	17	0	7	59	8.4	16	0	0	0	0.0	0	0	
2020	Seahawks	13	0	1	3	3.0	3	0	1	19	19.0	19	0	
2019	Seahawks	0	0	0	0	0.0	0	0	0	0	0.0	0	0	
Went from Indianapolis to Seattle.														
2019	Colts	0	0	0	0	0.0	0	0	0	0	0.0	0	0	
2019	TOTAL	0	0	0	0	0.0	0	0	0	0	0.0	0	0	
NFL TOTALS		39	0	11	82	7.5	16	0	1	19	19.0	19	0	

PENNY HART'S NFL POSTSEASON RUSHING/RECEIVING STATISTICS

		RECEIVING								RUSHING				
DATE	TEAM	GP	GS	NO.	YDS.	AVG.	LG	TD	NO.	YDS.	AVG.	LG	TD	
2022	Seahawks	0	0	0	0	0.0	0	0	0	0	0.0	0	0	
2020	Seahawks	0	0	0	0	0.0	0	0	0	0	0.0	0	0	
2019	Seahawks	0	0	0	0	0.0	0	0	0	0	0.0	0	0	
NFL TOTALS		0	0	0	0	0.0	0	0	0	0	0.0	0	0	

PENNY HART'S NFL REGULAR SEASON RETURN STATISTICS

		KICKOFF RETURNS						PUNT RETURNS					
DATE	TEAM	RET.	YDS.	AVG.	LG	TD	NO.	FC	YDS.	AVG.	LG	TD	
2022	Seahawks	0	0	0.0	0	0	0	0	0	0.0	0	0	
2021	Seahawks	0	0	0.0	0	0	0	0	0	0.0	0	0	
2020	Seahawks	0	0	0.0	0	0	0	0	0	0.0	0	0	
2019	Seahawks	0	0	0.0	0	0	0	0	0	0.0	0	0	
Went from Indianapolis to Seattle.													
2019	Colts	0	0	0.0	0	0	0	0	0	0.0	0	0	
2019	TOTAL	0	0	0.0	0	0	0	0	0	0.0	0	0	
NFL TOTALS		0	0	0.0	0	0	0	0	0	0.0	0	0	

PENNY HART'S NFL POSTSEASON RETURN STATISTICS

		KICKOFF RETURNS						PUNT RETURNS					
DATE	TEAM	RET.	YDS.	AVG.	LG	TD	NO.	FC	YDS.	AVG.	LG	TD	
2022	Seahawks	0	0	0.0	0	0	0	0	0	0.0	0	0	
2020	Seahawks	0	0	0.0	0	0	0	0	0	0.0	0	0	
2019	Seahawks	0	0	0.0	0	0	0	0	0	0.0	0	0	
NFL TOTALS		0	0	0.0	0	0	0	0	0	0.0	0	0	

PENNY HART'S SINGLE-GAME HIGHS: RUSHING/RECEIVING

Rush Attempts 1 vs. New York Jets, Dec 13, 2020

Rushing Yards 19 vs. New York Jets, Dec 13, 2020

Longest Runs 19 vs. New York Jets, Dec 13, 2020

Receptions 2 vs. Los Angeles Rams, Oct 07, 2021

1 vs. Detroit Lions, Jan 02, 2022

1 at Houston Texans, Dec 12, 2021

...4 more at 1.

Receiving Yards 19 vs. Los Angeles Rams, Oct 07, 2021

16 at Houston Texans, Dec 12, 2021

12 at Pittsburgh Steelers, Oct 17, 2021

Longest Receptions 16 at Houston Texans, Dec 12, 2021

15 vs. Atlanta Falcons, Sep 25, 2022

14 vs. Los Angeles Rams, Oct 07, 2021

22 vs. New York Jets, Dec 13, 2020

19 vs. Los Angeles Rams, Oct 07, 2021

16 at Houston Texans, Dec 12, 2021

Special Teams Tackles 3 vs. Chicago Bears, Dec 26, 2021

2 at Houston Texans, Dec 12, 2021

2 vs. San Francisco 49ers, Dec 05, 2021

...1 more at 2.

PENNY HART'S 2022 GXG REGULAR-SEASON STATISTICS (SEAHAWKS)

DATE	OPPONENT	P/S	RECEIVING					RUSHING					W/L	SCORE
			NO.	YDS.	AVG.	LG	TD	NO.	YDS.	AVG.	LG	TD		
09/12	Broncos	P	0	0	0.0	0	0	0	0	0.0	0	0	W	17-16
09/18	at 49ers	P	0	0	0.0	0	0	0	0	0.0	0	0	L	7-27
09/25	Falcons	P	1	15	15.0	15	0	0	0	0.0	0	0	L	23-27
10/02	at Lions	P	0	0	0.0	0	0	0	0	0.0	0	0	W	48-45
10/09	at Saints	P	0	0	0.0	0	0	0	0	0.0	0	0	L	32-39
10/16	Cardinals							ON INACTIVE LIST					W	19-9
10/23	at Chargers							ON INACTIVE LIST					W	37-23
10/30	Giants							ON INACTIVE LIST					W	27-13
11/06	at Cardinals	P	0	0	0.0	0	0	0	0	0.0	0	0	W	31-21
11/13	at Buccaneers	P	0	0	0.0	0	0	0	0	0.0	0	0	L	16-21
11/27	Raiders							ON INACTIVE LIST					L	34-40+
12/04	at Rams							ON INACTIVE LIST					W	27-23
12/11	Panthers							ON INACTIVE LIST					L	24-30
12/15	49ers	P	1	3	3.0	3	0	0	0	0.0	0	0	L	13-21
12/24	at Chiefs	P	1	2	2.0	2	0	0	0	0.0	0	0	L	10-24
01/01	Jets							INACTIVE					W	23-6
01/08	Rams							ON INACTIVE LIST					W	19-16+
2022 TOTALS		9-0	3	20	6.7	15	0	0	0	0.0	0	0	9-8	

+ - Overtime

PENNY HART'S 2021 GXG REGULAR-SEASON STATISTICS (SEAHAWKS)

DATE	OPPONENT	P/S	RECEIVING					RUSHING					W/L	SCORE
			NO.	YDS.	AVG.	LG	TD	NO.	YDS.	AVG.	LG	TD		
09/12	at Colts	P	0	0	0.0	0	0	0	0	0.0	0	0	W	28-16
09/19	Titans	P	0	0	0.0	0	0	0	0	0.0	0	0	L	30-33+
09/26	at Vikings	P	1	7	7.0	7	0	0	0	0.0	0	0	L	17-30
10/03	at 49ers	P	0	0	0.0	0	0	0	0	0.0	0	0	W	28-21
10/07	Rams	P	2	19	9.5	14	0	0	0	0.0	0	0	L	17-26
10/17	at Steelers	P	1	12	12.0	12	0	0	0	0.0	0	0	L	20-23+
10/25	Saints	P	0	0	0.0	0	0	0	0	0.0	0	0	L	10-13
10/31	Jaguars	P	0	0	0.0	0	0	0	0	0.0	0	0	W	31-7
11/14	at Packers	P	0	0	0.0	0	0	0	0	0.0	0	0	L	0-17
11/21	Cardinals	P	0	0	0.0	0	0	0	0	0.0	0	0	L	13-23
11/29	at Football Team	P	0	0	0.0	0	0	0	0	0.0	0	0	L	15-17
12/05	49ers	P	1	-1	-1.0	-1	0	0	0	0.0	0	0	W	30-23
12/12	at Texans	P	1	16	16.0	16	0	0	0	0.0	0	0	W	33-13
12/21	at Rams	P	0	0	0.0	0	0	0	0	0.0	0	0	L	10-20
12/26	Bears	P	0	0	0.0	0	0	0	0	0.0	0	0	L	24-25
01/02	Lions	P	1	6	6.0	6	0	0	0	0.0	0	0	W	51-29
01/09	at Cardinals	P	0	0	0.0	0	0	0	0	0.0	0	0	W	38-30
2021 TOTALS		17-0	7	59	8.4	16	0	0	0	0.0	0	0	7-10	

+ - Overtime

PENNY HART'S 2020 GXG REGULAR-SEASON STATISTICS (SEAHAWKS)

		RECEIVING						RUSHING								
DATE	OPPONENT	P/S	NO.	YDS.	AVG.	LG	TD	NO.	YDS.	AVG.	LG	TD	W/L	SCORE		
09/13	at Falcons	P	0	0	0.0	0	0	0	0	0.0	0	0	W	38-25		
09/20	Patriots		DID NOT PLAY (NON-INJURY)												W	35-30
09/27	Cowboys	P	0	0	0.0	0	0	0	0	0.0	0	0	W	38-31		
10/04	at Dolphins	P	0	0	0.0	0	0	0	0	0.0	0	0	W	31-23		
10/11	Vikings	P	0	0	0.0	0	0	0	0	0.0	0	0	W	27-26		
10/25	at Cardinals		ON INACTIVE LIST												L	34-37+
11/01	49ers	P	0	0	0.0	0	0	0	0	0.0	0	0	W	37-27		
11/08	at Bills	P	0	0	0.0	0	0	0	0	0.0	0	0	L	34-44		
11/15	at Rams	P	0	0	0.0	0	0	0	0	0.0	0	0	L	16-23		
11/19	Cardinals	P	0	0	0.0	0	0	0	0	0.0	0	0	W	28-21		
11/30	at Eagles	P	0	0	0.0	0	0	0	0	0.0	0	0	W	23-17		
12/06	Giants	P	0	0	0.0	0	0	0	0	0.0	0	0	L	12-17		
12/13	Jets	P	1	3	3.0	3	0	1	19	19.0	19	0	W	40-3		
12/20	at Football Team		ON INACTIVE LIST												W	20-15
12/27	Rams		PRACTICE SQUAD												W	20-9
01/03	at 49ers		PRACTICE SQUAD												W	26-23
2020 TOTALS		11-0	1	3	3.0	3	0	1	19	19.0	19	0	12-4			

+- Overtime

PENNY HART'S 2022 GXG POSTSEASON STATISTICS (SEAHAWKS)

		RECEIVING						RUSHING								
DATE	OPPONENT	P/S	NO.	YDS.	AVG.	LG	TD	NO.	YDS.	AVG.	LG	TD	W/L	SCORE		
01/14	at 49ers		INACTIVE												L	23-41
2022 TOTALS		0-0	0	0	0.0	0	0	0	0	0.0	0	0	0-1			

PENNY HART'S 2020 GXG POSTSEASON STATISTICS (SEAHAWKS)

		RECEIVING						RUSHING								
DATE	OPPONENT	P/S	NO.	YDS.	AVG.	LG	TD	NO.	YDS.	AVG.	LG	TD	W/L	SCORE		
01/09	Rams		PRACTICE SQUAD												L	20-30
2020 TOTALS		0-0	0	0	0.0	0	0	0	0	0.0	0	0	0-1			

JAYLINN HAWKINS' NFL REGULAR SEASON DEFENSIVE STATISTICS

DATE	TEAM	GP	TACKLES										INTERCEPTIONS					FUMBLES					ST				MISC			
			GS	TK	S	A	TFL	YDS	SK	YDS	QBH	NO	YDS	LG	TD	PD	FF	FR	TD	YDS	TK	S	A	FF	FR	S	A	FF	FR	S
2022	Falcons	16	16	82	43	39	0	0	0.0	0.0	1	2	14	14	0	6	1	1	1	0	2	2	0	0	0	0	0	0	0	0
2021	Falcons	14	4	19	11	8	1	0	0.0	0.0	0	2	11	11	0	3	0	0	0	0	5	2	3	0	0	0	0	0	0	
2020	Falcons	12	2	7	3	4	0	0	0.5	6.0	1	0	0	0	0	0	0	0	0	6	5	1	0	0	0	0	0	0		
NFL TOTALS		42	22	108	57	51	1	0	0.5	6.0	2	4	25	14	0	9	1	1	1	0	13	9	4	0	0	0	0	0		

JAYLINN HAWKINS' SINGLE-GAME HIGHS: DEFENSIVE

<p>Total Tackles 10 at Cincinnati Bengals, Oct 23, 2022 10 at Tampa Bay Buccaneers, Oct 09, 2022 6 vs. Arizona Cardinals, Jan 01, 2023 ...4 more at 6.</p> <p>Solo Tackles 7 at Tampa Bay Buccaneers, Oct 09, 2022 6 at Cincinnati Bengals, Oct 23, 2022 5 vs. New Orleans Saints, Sep 11, 2022 0.5 vs. Las Vegas Raiders, Nov 29, 2020</p> <p>Sacks 0.5 vs. Las Vegas Raiders, Nov 29, 2020</p> <p>Passes Defensed 2 at New Orleans Saints, Dec 18, 2022 1 vs. Chicago Bears, Nov 20, 2022 1 at Cincinnati Bengals, Oct 23, 2022 ...5 more at 1.</p> <p>Forced Fumbles 1 vs. Cleveland Browns, Oct 02, 2022</p>	<p>Tackles For Loss 1 vs. Detroit Lions, Dec 26, 2021</p> <p>Interceptions 1 vs. Chicago Bears, Nov 20, 2022 1 vs. San Francisco 49ers, Oct 16, 2022 ...2 more at 1.</p> <p>Interception Return Yards 11 vs. New York Jets, Oct 10, 2021</p> <p>Special Teams Tackles 2 at Carolina Panthers, Oct 29, 2020 1 at Cincinnati Bengals, Oct 23, 2022 1 at Tampa Bay Buccaneers, Oct 09, 2022 ...9 more at 1.</p>
---	--

JAYLINN HAWKINS' 2022 6X6 REGULAR-SEASON STATISTICS (FALCONS)

DATE	OPPONENT	P/S	TACKLES										INTERCEPTIONS					FUMBLES					ST				MISC			
			TK	S	A	SK	YDS	TFL	YDS	QBH	NO	YDS	LG	TD	PD	FF	FR	TD	YDS	TK	S	A	FF	FR	S	A	W/L	SCORE		
09/11	Saints	S	6	5	10.0	0.0	0	0	0	0	0	0	0	0	0	0	0	0	0	0	0	0	0	0	0	L	26-27			
09/18	at Rams	S	2	1	10.0	0.0	0	0	0	0	0	0	0	0	0	0	0	0	0	0	0	0	0	0	0	L	27-31			
09/25	at Seahawks	S	4	3	10.0	0.0	0	0	0	0	0	0	0	0	0	0	0	0	0	0	0	0	0	0	0	W	27-23			
10/02	Browns	S	5	2	30.0	0.0	0	0	0	0	0	0	0	0	1	0	0	0	0	0	0	0	0	0	0	W	23-20			
10/09	at Buccaneers	S	10	7	30.0	0.0	0	0	0	0	0	0	0	0	0	0	0	0	0	1	1	0	0	0	0	L	15-21			
10/16	49ers	S	4	1	30.0	0.0	0	0	0	0	1	14	14	0	1	0	1	1	0	0	0	0	0	0	0	W	28-14			
10/23	at Bengals	S	10	6	40.0	0.0	0	0	0	0	0	0	0	0	1	0	0	0	0	1	1	0	0	0	0	L	17-35			
10/30	Panthers		ON INACTIVE LIST																							W	37-34+			
11/06	Chargers	S	6	3	30.0	0.0	0	0	0	1	0	0	0	0	0	0	0	0	0	0	0	0	0	0	0	L	17-20			
11/10	at Panthers	S	4	2	20.0	0.0	0	0	0	0	0	0	0	0	0	0	0	0	0	0	0	0	0	0	0	L	15-25			
11/20	Bears	S	3	1	20.0	0.0	0	0	0	0	1	0	0	0	1	0	0	0	0	0	0	0	0	0	0	W	27-24			
11/27	at Commanders	S	6	3	30.0	0.0	0	0	0	0	0	0	0	0	0	0	0	0	0	0	0	0	0	0	0	L	13-19			
12/04	Steelers	S	5	1	40.0	0.0	0	0	0	0	0	0	0	0	0	0	0	0	0	0	0	0	0	0	0	L	16-19			
12/18	at Saints	S	6	4	20.0	0.0	0	0	0	0	0	0	0	0	2	0	0	0	0	0	0	0	0	0	0	L	18-21			
12/24	at Ravens	S	4	3	10.0	0.0	0	0	0	0	0	0	0	0	0	0	0	0	0	0	0	0	0	0	0	L	9-17			
01/01	Cardinals	S	6	0	60.0	0.0	0	0	0	0	0	0	0	0	0	0	0	0	0	0	0	0	0	0	0	W	20-19			
01/08	Buccaneers	S	1	1	00.0	0.0	0	0	0	0	0	0	0	0	0	0	0	0	0	0	0	0	0	0	0	W	30-17			
2022 TOTALS		16-16	82	43	39	0.0	0.0	0	0	1	2	14	14	0	6	1	1	1	0	2	2	0	0	0	0	0	7-10			

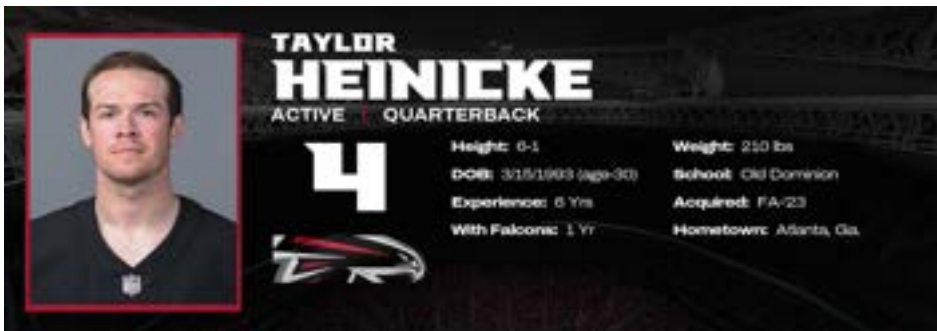
+ - Overtime

JAYLINN HAWKINS' 2021 GXG REGULAR-SEASON STATISTICS (FALCONS)

		TACKLES				INTERCEPTIONS				FUMBLES			ST			MIS								
DATE	OPPONENT	P/S	T K	S	ASK	YD S	TF L	YD S	QB H	N O	YD S	L G	T D	P D	F F	F R	YD D	T K	S A	F F	S A	W/L	SCORE	
09/12	Eagles	P	1	10	0	0.0	0	0	0	0	0	0	0	0	0	0	0	0	0	0	0	0	L	6-32
09/19	at Buccaneers	P	1	10	0	0.0	0	0	0	0	0	0	0	0	0	0	0	1	0	1	0	0	L	25-48
09/26	at Giants	P	0	0	0	0.0	0	0	0	0	0	0	0	0	0	0	0	0	0	0	0	0	W	17-14
10/03	Football Team	P	1	0	1	0	0.0	0	0	0	0	0	0	0	0	0	0	0	0	0	0	0	L	30-34
10/10	Jets	S	1	10	0	0.0	0	0	0	1	11	11	0	1	0	0	0	0	0	0	0	0	W	27-20
10/24	at Dolphins	P	0	0	0	0.0	0	0	0	1	0	0	0	1	0	0	0	1	0	1	0	0	W	30-28
10/31	Panthers	P	1	10	0	0.0	0	0	0	0	0	0	0	0	0	0	0	0	0	0	0	0	L	13-19
11/07	at Saints	P	0	0	0	0.0	0	0	0	0	0	0	0	1	0	0	0	1	1	0	0	0	W	27-25
11/14	at Cowboys	DID NOT PLAY (NON-INJURY)																				L	3-43	
11/18	Patriots	INACTIVE																				L	0-25	
11/28	at Jaguars	P	4	22	0	0.0	0	0	0	0	0	0	0	0	0	0	0	1	0	1	0	0	W	21-14
12/05	Buccaneers	P	0	0	0	0.0	0	0	0	0	0	0	0	0	0	0	0	0	0	0	0	0	L	17-30
12/12	at Panthers	S	3	12	0	0.0	0	0	0	0	0	0	0	0	0	0	0	0	0	0	0	0	W	29-21
12/19	at 49ers	S	3	30	0	0.0	0	0	0	0	0	0	0	0	0	0	0	1	1	0	0	0	L	13-31
12/26	Lions	S	4	13	0	0.0	1	0	0	0	0	0	0	0	0	0	0	0	0	0	0	0	W	20-16
01/02	at Bills	RESERVE/COVID-19																				L	15-29	
01/09	Saints	P	0	0	0	0.0	0	0	0	0	0	0	0	0	0	0	0	0	0	0	0	0	L	20-30
2021 TOTALS		14-4	19	18	0	0.0	1	0	0	2	11	11	0	3	0	0	0	5	2	3	0	0	7-10	

JAYLINN HAWKINS' 2020 GXG REGULAR-SEASON STATISTICS (FALCONS)

		TACKLES				INTERCEPTIONS				FUMBLES			ST			MISC										
DATE	OPPONENT	P/S	TK	S	ASK	YDS	TFL	YDS	QBH	NO	YDS	LG	TD	PD	FF	FR	TD	YDS	TK	S	A	FF	S	A	W/L	SCORE
09/13	Seahawks	P	0	0	0	0.0	0	0	0	0	0	0	0	0	0	0	0	0	1	1	0	0	0	0	L	25-38
09/20	at Cowboys	P	0	0	0	0.0	0	0	0	0	0	0	0	0	0	0	0	0	0	0	0	0	0	0	L	39-40
09/27	Bears	S	2	11	0	0.0	0	0	0	0	0	0	0	0	0	0	0	0	1	1	0	0	0	0	L	26-30
10/05	at Packers	S	4	22	0	0.0	0	0	0	0	0	0	0	0	0	0	0	0	1	1	0	0	0	0	L	16-30
10/11	Panthers	INACTIVE																				L	16-23			
10/18	at Vikings	ON INACTIVE LIST																				W	40-23			
10/25	Lions	ON INACTIVE LIST																				L	22-23			
10/29	at Panthers	P	0	0	0	0.0	0	0	0	0	0	0	0	0	0	0	0	0	2	1	1	0	0	0	W	25-17
11/08	Broncos	P	0	0	0	0.0	0	0	0	0	0	0	0	0	0	0	0	0	0	0	0	0	0	0	W	34-27
11/22	at Saints	P	0	0	0	0.0	0	0	0	0	0	0	0	0	0	0	0	0	0	0	0	0	0	0	L	9-24
11/29	Raiders	P	1	0	10	6.0	0	0	1	0	0	0	0	0	0	0	0	0	0	0	0	0	0	0	W	43-6
12/06	Saints	INACTIVE																				L	16-21			
12/13	at Chargers	P	0	0	0	0.0	0	0	0	0	0	0	0	0	0	0	0	0	1	1	0	0	0	0	L	17-20
12/20	Buccaneers	P	0	0	0	0.0	0	0	0	0	0	0	0	0	0	0	0	0	0	0	0	0	0	0	L	27-31
12/27	at Chiefs	P	0	0	0	0.0	0	0	0	0	0	0	0	0	0	0	0	0	0	0	0	0	0	0	L	14-17
01/03	at Buccaneers	P	0	0	0	0.0	0	0	0	0	0	0	0	0	0	0	0	0	0	0	0	0	0	0	L	27-44
2020 TOTALS		12-2	7	3	4.0	6.0	0	0	1	0	0	0	0	0	0	0	0	6	5	1	0	0	0	4-12		



📊 📊 📊

- » Played in 33 games (25 starts) completing 530-of-830 passes (63.9 percent) for 5,745 yards, 34 touchdowns and 24 interceptions for an 85.7 passer rating for the Texans, Panthers and Commanders.
- » Started nine games for the Commanders in 2022, completing 161-of-259 passes (62.2 percent) for 1,859 yards, 12 touchdowns and six interceptions for an 89.6 passer rating. He also added 96 rushing yards on 28 carries and a touchdown on the ground.
- » In 2021, he played in 16 games (15 starts), completing 321-of-494 passes (65.0 percent) for 3,419 yards, 20 touchdowns and 15 interceptions for an 85.9 passer rating. He also added 60 rushing yards on six carries and a touchdown on the ground for the Commanders.
- » In 2019, started the NFC Wild Card game against the Tampa Bay Buccaneers, completing 26-of-44 attempts for 306 yards, one touchdown and one interception while also adding 46 rushing yards on six carries and a touchdown for the Commanders.
- » Played in six games (one start) for the Carolina Panthers in 2018.
- » Signed by the Minnesota Vikings in 2015 and made his NFL debut with the Houston Texans in 2017.

🏆 🏆 🏆

- » Played four season (2011-14) at Old Dominion in Norfolk, VA.
- » In 46 games at Old Dominion, he completed 1,238-of-1,829 passes for 14,959 yards, 132 touchdowns, and 39 interceptions over four seasons. He rushed for 2,026 yards on 367 carries with 22 touchdowns on the ground.
- » Ranks third all-time in FBS history with 16,279 yards of total offense. Fourth in FBS history with 132 career touchdowns and 14,959 passing yards in sixth most in FBS history.
- » Heinicke had five games of 300-or-more yards passing, including a pair of 400-yard games.
- » In 2014, Heinicke completed 289-of-257 passes for 3,476 yards and 30 touchdowns while adding 139 rushing yards and two touchdowns.
- » Named C-USA Offensive Player of the Week in 2014.
- » In 2013, Heinicke became the 18th quarterback in

Division I history to pass for 10,000 yards and rush for 1,000. He completed 340-of-486 passes for 4,022 yards and 33 touchdowns, while rushing 93 times for 348 yards and five touchdowns.

- » The 6-foot-1, 210-pound quarterback was named the Walter Payton Award recipient (best player in the FCS), First-Team AP All-American, CAA Offensive Player of the Year, the Sports Network First-Team All-American, Walter Camp All-American, Phil Steele First-Team All-American, and Touchdown Club of Columbus Player of the Year in 2012.
- » In 2012, he broke Steve McNair's 18-year-old FCS single-season passing yards record with 5,076 and set the FCS record with 398 completions. He went on to lead the country in passing yards (5,076), completions (398), passing touchdowns (44) and total touchdowns (55).
- » He finished his freshman campaign in 2011 completing 211-of-307 passes for 2,385 yards and 25 touchdowns and one interception.
- » Named College Football Performance Awards National Performer of the Year, CFPA Freshman Performer of the Year, CFPA Quarterback Award recipient, runner-up for the Jerry Rice Award by The Sports Network, awarded to the National Freshman of the Year, named to the Sports Journal All-Freshman Team, third Team All-CAA honoree, two-time National Freshman of the Week by The Sports Network and three-time CAA Rookie of the Week. in 2011.

🏠 🏠 🏠

- » Born in Atlanta (Lawrenceville, Ga.).
- » Attended Collins Hill High School in Suwanee, Ga.
- » Named Old Spice Player of the Year in the state of Georgia.
- » Gwinnett Daily Post Offensive Player of the Year.
- » Set Gwinnett County single-season records for passing yards (4,218 yards) and touchdowns (44). His passing yards ranks second in Georgia state history, while his 44 touchdowns rank third in state history.
- » Completed 67% of his passes (284-of-426). Threw over 300 yards in nine games and ran for 354 yards on 77 carries along with a pair of touchdowns.
- » Son of Diane Dodsworth and the late Brett Heinicke and has one sister, Lauren.
- » Majored in engineering.

TRANSACTIONS

- » Originally signed by the Minnesota Vikings following the 2015 NFL Draft.
- » Released by the Minnesota Vikings on Sept. 11, 2017.
- » Signed to the New England Patriots practice squad on Sept. 23, 2017.
- » Released by the New England Patriots on Oct. 9, 2017.

- » Signed to the Houston Texans practice squad on Nov. 29, 2017.
- » Signed to the Houston Texans active roster on Dec. 15, 2017.
- » Released by the Houston Texans on April 13, 2018.
- » Claimed by the Carolina Panthers on April 16, 2018.
- » Re-signed by the Carolina Panthers on March 12, 2019.
- » Released by the Carolina Panthers on August 30, 2019.
- » Signed to the Washington Commanders practice squad on Dec. 8, 2020.
- » Signed to the Washington Commanders active roster on Dec. 19, 2020.
- » Re-signed by the Washington Commanders on Feb. 10, 2021.
- » Signed by the Atlanta Falcons on March 15, 2023.

REGULAR SEASON COMPARISON: PASSING - CAROLINA PANTHERS

DATE	OPP	W/L	GP/GS	C	ATT	YDS.	AVG.	TD	LG	INT	SK	SKYD	RTG
12/27/20	WAS vs. CAR	L	P	12	19	137	7.2	1	29	0	1	7	102.3
11/21/21	WAS @ CAR	W	S	16	22	206	9.4	3	39	0	3	27	141.3
TOTALS		1/1	2/1	28	41	343	8.4	4	39	0	4	34	--

TAYLOR HEINICKE'S NFL REGULAR SEASON PASSING STATISTICS

DATE	TEAM	GP	GS	ATT.	CMP.	PCT.	YDS	AVG.	TD	INT.	LG	SK	LST	RATE
2022	Commanders	9	9	259	161	62.2	1,859	7.2	12	6	61	19	141	89.6
2021	Football Team	16	15	494	321	65.0	3,419	6.9	20	15	73t	38	278	85.9
2020	Football Team	1	0	19	12	63.2	137	7.2	1	0	29t	1	7	102.3
Went from Carolina to Washington.														
2020	Panthers	0	0	0	0	0.0	0	0.0	0	0	0	0	0	0.0
2020	TOTAL	1	0	19	12	63.2	137	7.2	1	0	29t	1	7	102.3
2019	Panthers	0	0	0	0	0.0	0	0.0	0	0	0	0	0	0.0
2018	Panthers	6	1	57	35	61.4	320	5.6	1	3	33	2	17	60.6
2017	Texans	1	0	1	1	100.0	10	10.0	0	0	10	1	16	108.3
Went from Minnesota to Houston.														
2017	Vikings	0	0	0	0	0.0	0	0.0	0	0	0	0	0	0.0
2017	TOTAL	1	0	1	1	100.0	10	10.0	0	0	10	1	16	108.3
2016	Vikings	0	0	0	0	0.0	0	0.0	0	0	0	0	0	0.0
2015	Vikings	0	0	0	0	0.0	0	0.0	0	0	0	0	0	0.0
TOTALS		33	25	830	530	63.9	5,745	6.9	34	24	73T	61	459	85.7

TAYLOR HEINICKE'S NFL POSTSEASON PASSING STATISTICS

DATE	TEAM	GP	GS	ATT.	CMP.	PCT.	YDS	AVG.	TD	INT.	LG	SK	LST	RATE
2020	Football Team	1	1	44	26	59.1	306	7.0	1	1	36	2	17	78.4
2017	Vikings	0	0	0	0	0.0	0	0.0	0	0	0	0	0	0.0
2015	Vikings	0	0	0	0	0.0	0	0.0	0	0	0	0	0	0.0
TOTALS		1	1	44	26	59.1	306	7.0	1	1	36	2	17	78.4

TAYLOR HEINICKE'S NFL REGULAR SEASON RUSHING STATISTICS

DATE	TEAM	NO.	YDS.	AVG.	LG	TD
2022	Commanders	28	96	3.4	15	1
2021	Football Team	60	313	5.2	38	1
2020	Football Team	3	22	7.3	12	0
Went from Carolina to Washington.						
2020	Panthers	0	0	0.0	0	0
2020	TOTAL	3	22	7.3	12	0
2019	Panthers	0	0	0.0	0	0
2018	Panthers	5	31	6.2	19	0
2017	Texans	1	2	2.0	2	0
Went from Minnesota to Houston.						
2017	Vikings	0	0	0.0	0	0
2017	TOTAL	1	2	2.0	2	0
2016	Vikings	0	0	0.0	0	0
2015	Vikings	0	0	0.0	0	0
TOTALS		97	464	4.8	38	2

TAYLOR HEINICKE'S NFL POSTSEASON RUSHING STATISTICS

DATE	TEAM	NO.	YDS.	AVG.	LG	TD
2020	Football Team	6	46	7.7	13	1
2017	Vikings	0	0	0.0	0	0
2015	Vikings	0	0	0.0	0	0
TOTALS		6	46	7.7	13	1

TAYLOR HEINICKE'S NFL REGULAR SEASON PASSING/RUSHING STATISTICS

DATE	TEAM	GP	GS	PASSING										RUSHING					
				ATT.	CMP.	PCT.	YDS	AVG.	TD	INT.	LG	SK	LST	RATE	NO.	YDS.	AVG.	LG	TD
2022	Commanders	9	9	259	161	62.2	1,859	7.2	12	6	61	19	141	89.6	28	96	3.4	15	1
2021	Football Team	16	15	494	321	65.0	3,419	6.9	20	15	73t	38	278	85.9	60	313	5.2	38	1
2020	Football Team	1	0	19	12	63.2	137	7.2	1	0	29t	1	7	102.3	3	22	7.3	12	0
Went from Carolina to Washington.																			
2020	Panthers	0	0	0	0	0.0	0	0.0	0	0	0	0	0	0.0	0	0	0.0	0	0
2020	TOTAL	1	0	19	12	63.2	137	7.2	1	0	29t	1	7	102.3	3	22	7.3	12	0
2019	Panthers	0	0	0	0	0.0	0	0.0	0	0	0	0	0	0.0	0	0	0.0	0	0
2018	Panthers	6	1	57	35	61.4	320	5.6	1	3	33	2	17	60.6	5	31	6.2	19	0
2017	Texans	1	0	1	1	100.0	10	10.0	0	0	10	1	16	108.3	1	2	2.0	2	0
Went from Minnesota to Houston.																			
2017	Vikings	0	0	0	0	0.0	0	0.0	0	0	0	0	0	0.0	0	0	0.0	0	0
2017	TOTAL	1	0	1	1	100.0	10	10.0	0	0	10	1	16	108.3	1	2	2.0	2	0
2016	Vikings	0	0	0	0	0.0	0	0.0	0	0	0	0	0	0.0	0	0	0.0	0	0
2015	Vikings	0	0	0	0	0.0	0	0.0	0	0	0	0	0	0.0	0	0	0.0	0	0
TOTALS		33	25	830	530	63.9	5,745	6.9	34	24	73T	61	459	85.7	97	464	4.8	38	2

TAYLOR HEINICKE'S NFL POSTSEASON PASSING/RUSHING STATISTICS

DATE	TEAM	GP	GS	PASSING										RUSHING					
				ATT.	CMP.	PCT.	YDS	AVG.	TD	INT.	LG	SK	LST	RATE	NO.	YDS.	AVG.	LG	TD
2020	Football Team	1	1	44	26	59.1	306	7.0	1	1	36	2	17	78.4	6	46	7.7	13	1
2017	Vikings	0	0	0	0	0.0	0	0.0	0	0	0	0	0	0.0	0	0	0.0	0	0
2015	Vikings	0	0	0	0	0.0	0	0.0	0	0	0	0	0	0.0	0	0	0.0	0	0
TOTALS		1	1	44	26	59.1	306	7.0	1	1	36	2	17	78.4	6	46	7.7	13	1

TAYLOR HEINICKE'S SINGLE-GAME HIGHS: QUARTERBACK

Pass Attempts	53 vs. Atlanta Falcons, Dec 23, 2018 46 vs. New York Giants, Sep 16, 2021 41 vs. New Orleans Saints, Oct 10, 2021	Passer Rating	141.3 at Carolina Panthers, Nov 21, 2021 127.1 at Atlanta Falcons, Oct 03, 2021 119.3 vs. Los Angeles Chargers, Sep 12, 2021
Pass Completions	34 vs. New York Giants, Sep 16, 2021 33 vs. Atlanta Falcons, Dec 23, 2018 27 vs. Philadelphia Eagles, Jan 02, 2022 ...1 more at 27.	Rush Attempts	10 at Green Bay Packers, Oct 24, 2021 8 at Buffalo Bills, Sep 26, 2021 6 at Carolina Panthers, Nov 21, 2021
Yards Passing	336 vs. New York Giants, Sep 16, 2021 290 at Atlanta Falcons, Oct 03, 2021 274 vs. Atlanta Falcons, Dec 23, 2018	Rushing Yards	95 at Green Bay Packers, Oct 24, 2021 43 at Atlanta Falcons, Oct 03, 2021 40 vs. New Orleans Saints, Oct 10, 2021
TD Passes	3 at Carolina Panthers, Nov 21, 2021 3 at Atlanta Falcons, Oct 03, 2021 2 at Las Vegas Raiders, Dec 05, 2021 ...2 more at 2.	Rushing Average	9.5 at Green Bay Packers, Oct 24, 2021 2.6 at Buffalo Bills, Sep 26, 2021
Long Passes	73t at Buffalo Bills, Sep 26, 2021 56 vs. New York Giants, Sep 16, 2021 48 at Dallas Cowboys, Dec 26, 2021	Longest Runs	38 at Green Bay Packers, Oct 24, 2021 20 at Atlanta Falcons, Oct 03, 2021 19 vs. Atlanta Falcons, Dec 23, 2018 1 at Buffalo Bills, Sep 26, 2021
Completion Percentage	81.3 vs. Tampa Bay Buccaneers, Nov 14, 2021 77.1 vs. Seattle Seahawks, Nov 29, 2021 76.7 at Las Vegas Raiders, Dec 05, 2021		

TAYLOR HEINICKE'S SINGLE-GAME HIGHS - POSTSEASON: QUARTERBACK

Pass Attempts	44 vs. Tampa Bay Buccaneers, Jan 09, 2021	Passer Rating	78.4 vs. Tampa Bay Buccaneers, Jan 09, 2021
Pass Completions	26 vs. Tampa Bay Buccaneers, Jan 09, 2021	Rush Attempts	6 vs. Tampa Bay Buccaneers, Jan 09, 2021
Yards Passing	306 vs. Tampa Bay Buccaneers, Jan 09, 2021	Rushing Yards	46 vs. Tampa Bay Buccaneers, Jan 09, 2021
TD Passes	1 vs. Tampa Bay Buccaneers, Jan 09, 2021	Longest Runs	13 vs. Tampa Bay Buccaneers, Jan 09, 2021 10 vs. Tampa Bay Buccaneers, Jan 09, 2021 10 vs. Tampa Bay Buccaneers, Jan 09, 2021
Long Passes	36 vs. Tampa Bay Buccaneers, Jan 09, 2021 29 vs. Tampa Bay Buccaneers, Jan 09, 2021 24 vs. Tampa Bay Buccaneers, Jan 09, 2021	Rushing TDs	1 vs. Tampa Bay Buccaneers, Jan 09, 2021
Completion Percentage	59.1 vs. Tampa Bay Buccaneers, Jan 09, 2021		

TAYLOR HEINICKE'S 300-YARD PASSING GAMES (1): REGULAR SEASON

DATE	TEAM	NO.	YDS.	AVG.	LG	TD
09/16/21	GIANTS	34	336	9.9	56	2

TAYLOR HEINICKE'S 300-YARD PASSING GAMES (1): POSTSEASON

DATE	TEAM	NO.	YDS.	AVG.	LG	TD
01/09/21	BUCCANEE RS	26	306	11.8	36	1

TAYLOR HEINICKE'S 2022 GXG REGULAR-SEASON STATISTICS (COMMANDERS)

DATE	OPPONENT	P/S	PASSING											RUSHING					SCORE	
			ATT	CMP	YDS	PCT	Y/A	Y/C	TD	INT	LG	SKYD	RATE	ATT	YDS	LG	TD	W/L/T		
09/11	Jaguars																		W	28-22
09/18	at Lions																		L	27-36
09/25	Eagles																		L	8-24
10/02	at Cowboys																		L	10-25
10/09	Titans																		L	17-21
10/13	at Bears																		W	12-7
10/23	Packers	S	33	20	201	60.6	6.1	10.1	2	1	37t	1/3	85.5	2	4	5	0	W	23-21	
10/30	at Colts	S	31	23	279	74.2	9.0	12.1	1	1	42	2/13	98.7	6	29	9	1	W	17-16	
11/06	Vikings	S	28	15	149	53.6	5.3	9.9	2	1	49t	3/23	77.8	4	17	9	0	L	17-20	
11/14	at Eagles	S	29	17	211	58.6	7.3	12.4	0	1	41	3/33	66.9	5	10	7	0	W	32-21	
11/20	at Texans	S	27	15	191	55.6	7.1	12.7	0	0	19	0/0	77.9	3	2	4	0	W	23-10	
11/27	Falcons	S	23	14	138	60.9	6.0	9.9	2	1	26	0/0	88.7	1	-1	-1	0	W	19-13	
12/04	at Giants	S	41	27	275	65.9	6.7	10.2	2	0	28t	5/29	101.2	2	6	7	0	T	20-20	
12/18	at Giants	S	29	17	249	58.6	8.6	14.6	1	0	61	3/21	98.2	3	33	15	0	L	12-20	
12/24	at 49ers	S	18	13	166	72.2	9.2	12.8	2	1	51	2/19	114.6	2	-4	0	0	L	20-37	
01/01	Browns																		L	10-24
01/08	Cowboys																		W	26-6
2022 TOTALS		9-9	259	161	1,859	62.2	7.2	11.5	12	6	61	19/141	89.6	28	96	15	1	8-8-1		

TAYLOR HEINICKE'S 2021 GXG REGULAR-SEASON STATISTICS (FOOTBALL TEAM)

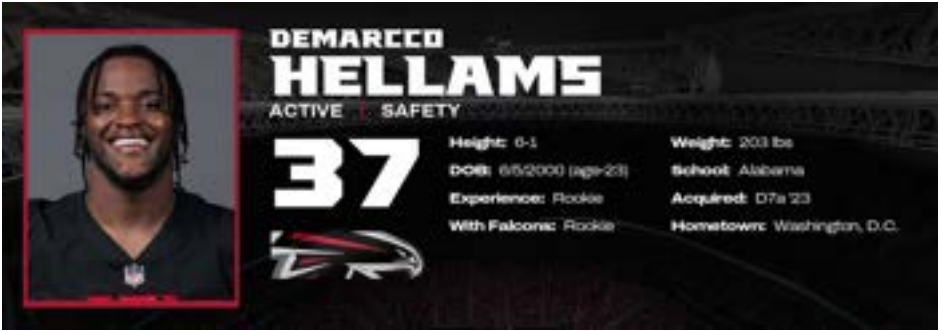
		PASSING											RUSHING						
DATE	OPPONENT	P/S	ATT	CMP	YDS	PCT	Y/A	Y/C	TD	INT	LG	SK/YD	RATE	ATT	YDS	LG	TD	W/L	SCORE
09/12	Chargers	P	15	11	122	73.3	8.1	11.1	1	0	34	0/0	119.3	3	17	9	0	L	16-20
09/16	Giants	S	46	34	336	73.9	7.3	9.9	2	1	56	1/16	99.5	4	6	2	0	W	30-29
09/26	at Bills	S	24	14	212	58.3	8.8	15.1	2	2	73†	1/0	80.6	8	21	7	1	L	21-43
10/03	at Falcons	S	33	23	290	69.7	8.8	12.6	3	0	33†	1/0	127.1	5	43	20	0	W	34-30
10/10	Saints	S	41	20	248	48.8	6.0	12.4	0	2	27	2/6	47.6	5	40	16	0	L	22-33
10/17	Chiefs	S	39	24	182	61.5	4.7	7.6	1	1	39†	0/0	70.7	0	0	0	0	L	13-31
10/24	at Packers	S	37	25	268	67.6	7.2	10.7	1	1	40†	4/33	86.3	10	95	38	0	L	10-24
10/31	at Broncos	S	39	24	270	61.5	6.9	11.3	1	2	27	5/40	69.4	1	10	10	0	L	10-17
11/14	Buccaneers	S	32	26	256	81.3	8.0	9.8	1	0	22	5/30	110.4	3	15	10	0	W	29-19
11/21	at Panthers	S	22	16	206	72.7	9.4	12.9	3	0	39	3/27	141.3	6	29	14	0	W	27-21
11/29	Seahawks	S	35	27	223	77.1	6.4	8.3	1	1	20	1/4	90.5	4	3	3	0	W	17-15
12/05	at Raiders	S	30	23	196	76.7	6.5	8.5	2	1	35	1/10	101.5	3	10	7	0	W	17-15
12/12	Cowboys	S	25	11	122	44.0	4.9	11.1	1	1	43†	4/46	55.8	3	8	6	0	L	20-27
12/21	at Eagles																	L	17-27
12/26	at Cowboys	S	22	7	121	31.8	5.5	17.3	1	2	48	4/16	28.8	1	-1	-1	0	L	14-56
01/02	Eagles	S	36	27	247	75.0	6.9	9.1	0	1	25	3/29	81.6	2	14	10	0	L	16-20
01/09	at Giants	S	18	9	120	50.0	6.7	13.3	0	0	40	3/21	71.5	2	3	3	0	W	22-7
2021 TOTALS		16-15	494	321	3,419	65.0	6.9	10.7	20	15	73†	38/278	85.9	60	313	38	1	7-10	

TAYLOR HEINICKE'S 2020 GXG REGULAR-SEASON STATISTICS (PANTHERS/FOOTBALL TEAM)

		PASSING											RUSHING						
DATE	OPPONENT	P/S	ATT	CMP	YDS	PCT	Y/A	Y/C	TD	INT	LG	SK/YD	RATE	ATT	YDS	LG	TD	W/L	SCORE
09/13	Raiders																	L	30-34
09/20	at Buccaneers																	L	17-31
09/27	at Chargers																	W	21-16
10/04	Cardinals																	W	31-21
10/11	at Falcons																	W	23-16
10/18	Bears																	L	16-23
10/25	at Saints																	L	24-27
10/29	Falcons																	L	17-25
11/08	at Chiefs																	L	31-33
11/15	Buccaneers																	L	23-46
11/22	Lions																	W	20-0
11/29	at Vikings																	L	27-28
12/13	Broncos																	L	27-32
12/19	at Packers																	L	16-24
12/27	Panthers																	L	13-20
01/03	at Eagles																	W	20-14
2020 TOTALS		0-0	0	0	0	0.0	0.0	0.0	0	0	0	0/0	0.0	0	0	0	0	5-11	

TAYLOR HEINICKE'S 2020 GXG POSTSEASON STATISTICS (FOOTBALL TEAM)

		PASSING											RUSHING						
DATE	OPPONENT	P/S	ATT	CMP	YDS	PCT	Y/A	Y/C	TD	INT	LG	SK/YD	RATE	ATT	YDS	LG	TD	W/L	SCORE
01/09	Buccaneers	S	44	26	306	59.1	7.0	11.8	1	1	36	2/17	78.4	6	46	13	1	L	23-31
2020 TOTALS		1-1	44	26	306	59.1	7.0	11.8	1	1	36	2/17	78.4	6	46	13	1	0-1	



0ÄÄÄÄÄ

- » Played four seasons (2019-22) at Alabama in Tuscaloosa, Ala.
- » Played in 54 games, recording 261 tackles (160 solo), 17 passes defended, 7.5 tackles for loss, four interceptions, 2.5 sacks, one forced fumble and one fumble recovery.
- » Started all 13 games as a senior in 2022, recording 108 total tackles (67 solo), eight passes defended, three tackles for loss, one interception, one forced fumble, one fumble recovery and one sack.
- » Led Alabama and ranked sixth in the SEC in tackles with 108, including three for loss and one sack.
- » Tied his career-best total for tackles with 12, including a team-high nine solo stops against LSU.
- » In his junior campaign, he posted 87 total tackles (55 solo), six passes defended, three interceptions and 2.5 tackles for loss in 15 games for the 2021 season.
- » Tied for the UA team lead and fifth in the SEC in interceptions with three in 2021.
- » In 2020 as a sophomore, he played in 13 games where he notched 62 total tackles (36 solo), three passes defended, 1.5 tackles for loss and one sack.
- » Named Special Teams Player of the Week by coaches

for his efforts against Missouri, Arkansas and Florida.

- » As a true freshman in 2019, he recorded four total tackles (two solo), half a tackle for loss and half a sack.

ÆOC ÇÄÄYÄ

- » Born and raised in Washington, D.C.
- » Attended DeMatha Catholic High School in Hyattsville, Md.
- » Recorded 78 receptions for 1,469 yards and 21 touchdowns as a senior.
- » Notched 12 interceptions—three of which he returned for touchdowns—along with 91 tackles at defensive back.
- » Contributed two touchdowns, two interceptions and a blocked punt for a safety in DeMatha’s WCAC semifinal victory to help the Stags reach the WCAC championship game.
- » Unanimous four-star recruit by all major recruiting services.
- » Participated in Nike’s “The Opening” Finals in Frisco, Texas in 2018.
- » Named Washington Post Metro Offensive Player of the Year.

TRANSACTIONS

- » Selected by the Atlanta Falcons in the seventh round (224th overall) of the 2023 NFL Draft.

MATT HENNESSY'S 2022 GXG REGULAR-SEASON STATISTICS (FALCONS)

DATE	OPPONENT	P/S		W/L	SCORE
09/11	Saints	P		L	26-27
09/18	at Rams	P		L	27-31
09/25	at Seahawks	P		W	27-23
10/02	Browns	P		W	23-20
10/09	at Buccaneers	P		L	15-21
10/16	49ers	P		W	28-14
10/23	at Bengals	P		L	17-35
10/30	Panthers	P		W	37-34+
11/06	Chargers	S		L	17-20
11/10	at Panthers		INJURED RESERVE	L	15-25
11/20	Bears		INJURED RESERVE	W	27-24
11/27	at Commanders		INJURED RESERVE	L	13-19
12/04	Steelers		INJURED RESERVE	L	16-19
12/18	at Saints		INJURED RESERVE	L	18-21
12/24	at Ravens		INJURED RESERVE	L	9-17
01/01	Cardinals	S		W	20-19
01/08	Buccaneers	S		W	30-17
2022 TOTALS		11-3		7-10	

+ - Overtime

MATT HENNESSY'S 2021 GXG REGULAR-SEASON STATISTICS (FALCONS)

DATE	OPPONENT	P/S		W/L	SCORE
09/12	Eagles	S		L	6-32
09/19	at Buccaneers	S		L	25-48
09/26	at Giants	S		W	17-14
10/03	Football Team	S		L	30-34
10/10	Jets	S		W	27-20
10/24	at Dolphins	S		W	30-28
10/31	Panthers	S		L	13-19
11/07	at Saints	S		W	27-25
11/14	at Cowboys	S		L	3-43
11/18	Patriots	S		L	0-25
11/28	at Jaguars	S		W	21-14
12/05	Buccaneers	S		L	17-30
12/12	at Panthers	S		W	29-21
12/19	at 49ers	S		L	13-31
12/26	Lions	S		W	20-16
01/02	at Bills	S		L	15-29
01/09	Saints	S		L	20-30
2021 TOTALS		17-17		7-10	

MATT HENNESSY'S 2020 GXG REGULAR-SEASON STATISTICS (FALCONS)

DATE	OPPONENT	P/S		W/L	SCORE
09/13	Seahawks	P		L	25-38
09/20	at Cowboys	P		L	39-40
09/27	Bears	P		L	26-30
10/05	at Packers	P		L	16-30
10/11	Panthers	P		L	16-23
10/18	at Vikings	P		W	40-23
10/25	Lions	P		L	22-23
10/29	at Panthers	P		W	25-17
11/08	Broncos	P		W	34-27
11/22	at Saints		DID NOT PLAY (NON-INJURY)	L	9-24
11/29	Raiders	P		W	43-6
12/06	Saints		DID NOT PLAY (NON-INJURY)	L	16-21
12/13	at Chargers		DID NOT PLAY (NON-INJURY)	L	17-20
12/20	Buccaneers	P		L	27-31
12/27	at Chiefs	S		L	14-17
01/03	at Buccaneers	S		L	27-44
2020 TOTALS		13-2		4-12	

PARKER HESSE
PRACTICE SQUAD TIGHT END
46

Height: 6-3
DOB: 5/26/1996 (age-26)
Experience: 3 Yrs
With Falcons: 3 Yrs
Hometown: Waukon, Iowa

Weight: 253 lbs
School: Iowa
Acquired: FS-21
Pronunciation: hess-EE

ΤΥ ΑΘΛΑΨ ΜΙΤ ΎΙΕ

- » Played in 17 games (seven starts) recording 89 yards on nine receptions (9.9 avg.), including a long of 22 yards.

ΟΥ Ε ΟΟ

- » Played in eight games (one start) recording five receptions for 43 yards (8.6 avg.) for the Falcons in 2021.
- » Spent the 2019 and 2020 seasons as a member of the Tennessee Titans practice squad.
- » Transitioned to tight end after playing along the defensive line in college.

ΟΑΪΑΟΟΟ

- » Played four seasons (2015-18) at the University of Iowa after redshirting as a freshman in 2014.

- » Recorded 182 total tackles (95 solo), 14.0 sacks, 31 tackles for loss, four forced fumbles, three fumble recoveries and two interceptions in 52 career games for the Hawkeyes.
- » Earned academic All-Big Ten honors in all four seasons at Iowa.
- » Named Big Ten honorable mention as a senior in 2018 after recording 58 total tackles (29 solo), 4.0 sacks and 9.5 tackles for loss.

ΑΟΟΨΑΪΑ

- » Attended Waukon (Iowa) High School where he was named first-team all-state as a senior.
- » Played quarterback, running back, wide receiver and defensive end for Waukon.
- » Also lettered in basketball, baseball and track.
- » Son of Marcia and Perry Hesse.

IN THE COMMUNITY

ΟΟΟΟΝΕΪ Ο

- » Participated in Hometown Huddle where the entire team volunteered and cleaned Anderson Park in Atlanta.
- » Attended Fishing with the Falcons Boat Day, where players spend time fishing with military veterans.

TRANSACTIONS

- » Originally signed by the Tennessee Titans following the 2019 NFL Draft.
- » Waived by Tennessee on Aug. 31, 2019.
- » Signed to the Titans practice squad on Sept. 1, 2019.
- » Waived by Tennessee on August. 19, 2020.
- » Signed to the Titans practice squad on Oct. 20, 2020.
- » Waived by Tennessee on May 10, 2021.
- » Signed by the Atlanta Falcons on May 13, 2021.
- » Released by the Falcons on Oct. 9, 2021.
- » Signed to the Falcons practice squad on Oct. 12, 2021.
- » Signed to the Falcons active roster on Nov. 18, 2021.

REGULAR SEASON COMPARISON: RECEIVING - CAROLINA PANTHERS

DATE	OPP	W/L	GP/GS	REC	YDS.	AVG.	TD	LG	TGTS	YAC
10/30/22	ATL vs. CAR	W	P	1	9	9.0	0	9	1	1
TOTALS		1/0	1/0	1	9	9.0	0	9	1	1

PARKER HESSE'S NFL REGULAR SEASON RUSHING/RECEIVING STATISTICS

DATE	TEAM	RECEIVING								RUSHING			
		GP	GS	NO.	YDS.	AVG.	LG	TD	NO.	YDS.	AVG.	LG	TD
2022	Falcons	17	7	9	89	9.9	22	0	0	0	0.0	0	0
2021	Falcons	8	1	5	43	8.6	17	0	0	0	0.0	0	0
2020	Titans	0	0	0	0	0.0	0	0	0	0	0.0	0	0
2019	Titans	0	0	0	0	0.0	0	0	0	0	0.0	0	0
NFL TOTALS		25	8	14	132	9.4	22	0	0	0	0.0	0	0

PARKER HESSE'S NFL POSTSEASON RUSHING/RECEIVING STATISTICS

DATE	TEAM	RECEIVING							RUSHING				
		GP	GS	NO.	YDS.	AVG.	LG	TD	NO.	YDS.	AVG.	LG	TD
2020	Titans	0	0	0	0	0.0	0	0	0	0	0.0	0	0
2019	Titans	0	0	0	0	0.0	0	0	0	0	0.0	0	0
NFL TOTALS		0	0	0	0	0.0	0	0	0	0	0.0	0	0

PARKER HESSE'S NFL REGULAR SEASON RETURN STATISTICS

DATE	TEAM	KICKOFF RETURNS						PUNT RETURNS					
		RET.	YDS.	AVG.	LG	TD	NO.	FC	YDS.	AVG.	LG	TD	
2022	Falcons	0	0	0.0	0	0	0	0	0	0	0.0	0	0
2021	Falcons	0	0	0.0	0	0	0	0	0	0	0.0	0	0
2020	Titans	0	0	0.0	0	0	0	0	0	0	0.0	0	0
2019	Titans	0	0	0.0	0	0	0	0	0	0	0.0	0	0
NFL TOTALS		0	0	0.0	0	0	0	0	0	0	0.0	0	0

PARKER HESSE'S NFL POSTSEASON RETURN STATISTICS

DATE	TEAM	KICKOFF RETURNS						PUNT RETURNS					
		RET.	YDS.	AVG.	LG	TD	NO.	FC	YDS.	AVG.	LG	TD	
2020	Titans	0	0	0.0	0	0	0	0	0	0	0.0	0	0
2019	Titans	0	0	0.0	0	0	0	0	0	0	0.0	0	0
NFL TOTALS		0	0	0.0	0	0	0	0	0	0	0.0	0	0

PARKER HESSE'S SINGLE-GAME HIGHS: RECEIVING

Receptions	3 at Buffalo Bills, Jan 02, 2022	Longest Receptions	22 vs. Cleveland Browns, Oct 02, 2022
	1 at Washington Commanders, Nov 27, 2022		17 at Buffalo Bills, Jan 02, 2022
	1 vs. Carolina Panthers, Oct 30, 2022		16 vs. Pittsburgh Steelers, Dec 04, 2022
Receiving Yards	31 at Buffalo Bills, Jan 02, 2022	All-Purpose Yards	31 at Buffalo Bills, Jan 02, 2022
	22 vs. Cleveland Browns, Oct 02, 2022		22 vs. Cleveland Browns, Oct 02, 2022
	16 vs. Pittsburgh Steelers, Dec 04, 2022		16 vs. Pittsburgh Steelers, Dec 04, 2022
Receiving Average	10.3 at Buffalo Bills, Jan 02, 2022		

PARKER HESSE'S 2022 GXG REGULAR-SEASON STATISTICS (FALCONS)

DATE	OPPONENT	P/S	RECEIVING					RUSHING					W/L	SCORE
			NO.	YDS.	AVG.	LG	TD	NO.	YDS.	AVG.	LG	TD		
09/11	Saints	P	1	5	5.0	5	0	0	0	0.0	0	0	L	26-27
09/18	at Rams	P	1	5	5.0	5	0	0	0	0.0	0	0	L	27-31
09/25	at Seahawks	S	0	0	0.0	0	0	0	0	0.0	0	0	W	27-23
10/02	Browns	S	1	22	22.0	22	0	0	0	0.0	0	0	W	23-20
10/09	at Buccaneers	S	1	9	9.0	9	0	0	0	0.0	0	0	L	15-21
10/16	49ers	P	0	0	0.0	0	0	0	0	0.0	0	0	W	28-14
10/23	at Bengals	P	0	0	0.0	0	0	0	0	0.0	0	0	L	17-35
10/30	Panthers	P	1	9	9.0	9	0	0	0	0.0	0	0	W	37-34+
11/06	Chargers	P	0	0	0.0	0	0	0	0	0.0	0	0	L	17-20
11/10	at Panthers	P	0	0	0.0	0	0	0	0	0.0	0	0	L	15-25
11/20	Bears	S	0	0	0.0	0	0	0	0	0.0	0	0	W	27-24
11/27	at Commanders	P	1	9	9.0	9	0	0	0	0.0	0	0	L	13-19
12/04	Steelers	P	1	16	16.0	16	0	0	0	0.0	0	0	L	16-19
12/18	at Saints	P	0	0	0.0	0	0	0	0	0.0	0	0	L	18-21
12/24	at Ravens	S	1	8	8.0	8	0	0	0	0.0	0	0	L	9-17
01/01	Cardinals	S	0	0	0.0	0	0	0	0	0.0	0	0	W	20-19
01/08	Buccaneers	S	1	6	6.0	6	0	0	0	0.0	0	0	W	30-17
2022 TOTALS		17-7	9	89	9.9	22	0	0	0	0.0	0	0	7-10	

+ - Overtime

PARKER HESSE'S 2021 GXG REGULAR-SEASON STATISTICS (FALCONS)

DATE	OPPONENT	P/S	RECEIVING					RUSHING					W/L	SCORE
			NO.	YDS.	AVG.	LG	TD	NO.	YDS.	AVG.	LG	TD		
09/12	Eagles	P	0	0	0.0	0	0	0	0	0.0	0	0	L	6-32
09/19	at Buccaneers	P	0	0	0.0	0	0	0	0	0.0	0	0	L	25-48
09/26	at Giants							ON INACTIVE LIST					W	17-14
10/03	Football Team							ON INACTIVE LIST					L	30-34
10/24	at Dolphins							PRACTICE SQUAD					W	30-28
10/31	Panthers							PRACTICE SQUAD					L	13-19
11/07	at Saints							PRACTICE SQUAD					W	27-25
11/14	at Cowboys	P	0	0	0.0	0	0	0	0	0.0	0	0	L	3-43
11/18	Patriots	P	1	5	5.0	5	0	0	0	0.0	0	0	L	0-25
11/28	at Jaguars	P	1	7	7.0	7	0	0	0	0.0	0	0	W	21-14
12/05	Buccaneers	P	0	0	0.0	0	0	0	0	0.0	0	0	L	17-30
12/12	at Panthers							PRACTICE SQUAD					W	29-21
12/19	at 49ers							PRACTICE SQUAD					L	13-31
12/26	Lions							PRACTICE SQUAD					W	20-16
01/02	at Bills							ACTIVE/PUP					L	15-29
01/09	Saints	S	0	0	0.0	0	0	0	0	0.0	0	0	L	20-30
2021 TOTALS		7-1	2	12	6.0	7	0	0	0	0.0	0	0	6-10	

PARKER HESSE'S 2020 GXG REGULAR-SEASON STATISTICS (TITANS)

DATE	OPPONENT	P/S	RECEIVING					RUSHING					W/L	SCORE	
			NO.	YDS.	AVG.	LG	TD	NO.	YDS.	AVG.	LG	TD			
09/14	at Broncos													W	16-14
09/20	Jaguars													W	33-30
09/27	at Vikings													W	31-30
10/13	Bills													W	42-16
10/18	Texans													W	42-36+
10/25	Steelers													L	24-27
11/01	at Bengals													L	20-31
11/08	Bears													W	24-17
11/12	Colts													L	17-34
11/22	at Ravens													W	30-24+
11/29	at Colts													W	45-26
12/06	Browns													L	35-41
12/13	at Jaguars													W	31-10
12/20	Lions													W	46-25
12/27	at Packers													L	14-40
01/03	at Texans													W	41-38
2020 TOTALS		0-0	0	0	0.0	0	0	0	0	0.0	0	0	0	11-5	

+ - Overtime

PARKER HESSE'S 2020 GXG POSTSEASON STATISTICS (TITANS)

DATE	OPPONENT	P/S	RECEIVING					RUSHING					W/L	SCORE	
			NO.	YDS.	AVG.	LG	TD	NO.	YDS.	AVG.	LG	TD			
01/10	Ravens													L	13-20
2020 TOTALS		0-0	0	0	0.0	0	0	0	0	0.0	0	0	0	0-1	

KYLE HINTON
ACTIVE OFFENSIVE LINEMAN

68

Height: 6-2
DOB: 2/27/1998 (Age-25)
Experience: 1 Yr
With Falcons: 1 Yr

Weight: 315 lbs
School: Washburn
Acquired: RF-23
Hometown: Peoria, Ariz.

🏈🏈🏈

- » Spent three seasons (2020-22) as a member of the Minnesota Vikings practice squad.
- » Made NFL debut in Week 18 of 2022 as a reserve offensive lineman.

- » Holds the school record in the weight throw and the top eight throws overall. He also holds the outdoor record in the discus and the top six marks in school history.
- » Invited to participate in the NFL Players Association Collegiate Bowl all-star game.

🏈🏈🏈🏈

- » Played three seasons (2016-19) at Washburn University in Topeka, Kan.
- » Played in 40 games (34 starts) at left tackle for Washburn.
- » A four-time all-MIAA selection on the offensive line, earning all-region honors in 2018 and 2019.
- » Three-time All-American selection.
- » Named second team All-American in track and field, finishing ninth at the NCAA Indoor Championships.

🏈🏈🏈🏈

- » Born in Peoria, Ariz.
- » Attended Liberty High School (Peoria, Ariz.) where he was named MVP of the offensive line as a junior and the defensive line as a sophomore.
- » Named all-district in basketball and football as a junior.
- » Three-time academic all-district selection.
- » Son of Curt Hinton and Shonda Hightower-Hinton.
- » Majored in psychology.

TRANSACTIONS

- » Selected by the Minnesota Vikings in the seventh round (253rd overall) of the 2020 NFL Draft.
- » Waived by Minnesota on Sept. 5, 2020.
- » Signed to the Vikings practice squad on Sept. 6, 2020.
- » Signed to Minnesota's active roster on Dec. 29, 2020.
- » Waived by the Vikings on Aug. 31, 2021.
- » Signed to the Vikings practice squad on Sept. 1, 2021.
- » Signed by Minnesota on Jan. 12, 2022.
- » Waived by the Vikings on Aug. 30, 2022.
- » Signed to Minnesota's practice squad on Aug. 31, 2022.
- » Signed by the Atlanta Falcons on Jan. 18, 2023.

KYLE HINTON'S NFL REGULAR SEASON STATISTICS

DATE	TEAM	GP	GS
2022	Vikings	2	0
2021	Vikings	0	0
2020	Vikings	0	0
NFL TOTALS		2	0

KYLE HINTON'S NFL POSTSEASON STATISTICS

DATE	TEAM	GP	GS
2022	Vikings	0	0
NFL TOTALS		0	0

KYLE HINTON'S 2022 GXG REGULAR-SEASON STATISTICS (VIKINGS)

DATE	OPPONENT	P/S		W/L	SCORE
09/11	Packers		DID NOT PLAY	W	23-7
09/19	at Eagles		DID NOT PLAY	L	7-24
09/25	Lions		DID NOT PLAY	W	28-24
10/02	at Saints		DID NOT PLAY	W	28-25
10/09	Bears		DID NOT PLAY	W	29-22
10/16	at Dolphins		DID NOT PLAY	W	24-16
10/30	Cardinals		DID NOT PLAY	W	34-26
11/06	at Commanders		DID NOT PLAY	W	20-17
11/13	at Bills		PRACTICE SQUAD	W	33-30+
11/20	Cowboys		PRACTICE SQUAD	L	3-40
11/24	Patriots		PRACTICE SQUAD	W	33-26
12/04	Jets		PRACTICE SQUAD	W	27-22
12/11	at Lions		PRACTICE SQUAD	L	23-34
12/17	Colts		PRACTICE SQUAD	W	39-36+
12/24	Giants		INACTIVE	W	27-24
01/01	at Packers	P		L	17-41
01/08	at Bears		PRACTICE SQUAD	W	29-13
2022 TOTALS		1-0		13-4	

+- Overtime

KYLE HINTON'S 2021 GXG REGULAR-SEASON STATISTICS (VIKINGS)

DATE	OPPONENT	P/S		W/L	SCORE
09/12	at Bengals		DID NOT PLAY	L	24-27+
09/19	at Cardinals		DID NOT PLAY	L	33-34
09/26	Seahawks		DID NOT PLAY	W	30-17
10/03	Browns		DID NOT PLAY	L	7-14
10/10	Lions		DID NOT PLAY	W	19-17
10/17	at Panthers		DID NOT PLAY	W	34-28+
10/31	Cowboys		DID NOT PLAY	L	16-20
11/07	at Ravens		DID NOT PLAY	L	31-34+
11/14	at Chargers		DID NOT PLAY	W	27-20
11/21	Packers		PRACTICE SQUAD	W	34-31
11/28	at 49ers		PRACTICE SQUAD	L	26-34
12/05	at Lions		PRACTICE SQUAD	L	27-29
12/09	Steelers		PRACTICE SQUAD	W	36-28
12/20	at Bears		RESERVE/COVID-19	W	17-9
12/26	Rams		RESERVE/COVID-19	L	23-30
01/02	at Packers		PRACTICE SQUAD	L	10-37
01/09	Bears		PRACTICE SQUAD	W	31-17
2021 TOTALS		0-0		8-9	

+- Overtime

KYLE HINTON'S 2020 GXG REGULAR-SEASON STATISTICS (VIKINGS)

DATE	OPPONENT	P/S		W/L	SCORE
09/13	Packers		PRACTICE SQUAD	L	34-43
09/20	at Colts		PRACTICE SQUAD	L	11-28
09/27	Titans		PRACTICE SQUAD	L	30-31
10/04	at Texans		PRACTICE SQUAD	W	31-23
10/11	at Seahawks		PRACTICE SQUAD	L	26-27
10/18	Falcons		PRACTICE SQUAD	L	23-40
11/01	at Packers		NOT ON ROSTER	W	28-22
11/08	Lions		NOT ON ROSTER	W	34-20
11/16	at Bears		PRACTICE SQUAD	W	19-13
11/22	Cowboys		PRACTICE SQUAD	L	28-31
11/29	Panthers		PRACTICE SQUAD	W	28-27
12/06	Jaguars		PRACTICE SQUAD	W	27-24+
12/13	at Buccaneers		PRACTICE SQUAD	L	14-26
12/20	Bears		PRACTICE SQUAD	L	27-33
12/25	at Saints		PRACTICE SQUAD	L	33-52
01/03	at Lions		PRACTICE SQUAD	W	37-35
2020 TOTALS		0-0		7-9	
+ - Overtime					

KYLE HINTON'S 2022 GXG POSTSEASON STATISTICS (VIKINGS)

DATE	OPPONENT	P/S		W/L	SCORE
01/15	Giants		PRACTICE SQUAD	L	24-31
2022 TOTALS		0-0		0-1	

KHADAREL HODGE
ACTIVE WIDE RECEIVER

12

Height: 6-2
DOB: 1/3/1995 (age-28)
Experience: Rookie
With Falcons: 1 Yr
Hometown: DLo, Miss.

Weight: 208 lbs
School: Prairie View A&M
Acquired: FA/23
Pronunciation: ka-DARE-uhl

ᐅᐅᐅᐅᐅᐅᐅ ᐅᐅᐅᐅᐅᐅ

- » Played in all 17 games (one start), registering a career-high 202 receiving yards on 13 receptions (15.5 avg.) and one touchdown.
- » Recorded his first-career touchdown on a 25-yard reception in Week 10. vs Carolina.
- » Finished first on the team with nine special teams tackles (seven solo).

ᐅᐅᐅᐅᐅᐅ

- » Recorded 30 receptions for 430 yards (14.3 avg.) and 20 special teams tackles in four seasons for the Rams, Browns and Lions before being signed by the Falcons in the offseason.
- » Finished with 13 receptions for 157 yards (12.1 avg.) in 16 games (one start) for the Lions in 2021.
- » Tallied a career-high 180 receiving yards on 11 receptions (16.4 avg.) in nine games for Cleveland in 2020.
- » Originally signed by the Los Angeles Rams following the 2018 NFL Draft and started the season on the Rams practice squad before appearing in 14 games as a rookie in 2018.

ᐅᐅᐅᐅᐅᐅᐅ

- » Played for three seasons (2015-17) at Prairie View A&M in Prairie View, Texas after playing one season at Hinds Community College in Raymond, Miss., and transferring from Alcorn (Miss.) State.
- » Notched 104 receptions for 1,797 yards (17.3 avg.) and 21 touchdowns in 30 games for the Panthers.
- » Originally played quarterback at Alcorn State before transferring to Hinds Community College and transitioning to wide receiver.

ᐅᐅᐅᐅᐅᐅᐅᐅ

- » Attended Mendenhall (Miss.) High School where he played quarterback.
- » Eclipsed 3,000 passing yards and 2,000 rushing yards during his junior and senior seasons combined and compiled 68 total touchdowns over the span.
- » Named to the Mississippi all-state second-team offense by the Clarion Ledger.
- » Named the 2013 Offensive MVP in the Benard Blackwell North/South All-Star Classic.
- » Son of Michelle Hodge.

IN THE COMMUNITY

ᐅᐅᐅᐅᐅᐅᐅᐅ

- » Participated in Hometown Huddle where the entire team volunteered and cleaned Anderson Park in Atlanta.
- » Walked the runway at Fashion Play with Big Brothers Big Sisters of Atlanta.

TRANSACTIONS

- » Originally signed by the Los Angeles Rams following the 2018 NFL Draft.
- » Waived by the Rams on Sept. 1, 2018.
- » Signed to the Rams practice squad on Sept. 2, 2018.
- » Signed to Los Angeles' active roster on Sept. 19, 2018.
- » Re-signed by the Rams as an exclusive rights free agent on April 15, 2019.
- » Waived by the Rams on Aug. 31, 2019.
- » Claimed off waivers by the Cleveland Browns on Sept. 1, 2019.
- » Re-signed by the Browns as an exclusive rights free agent on April 16, 2020.
- » Re-signed by the Browns as a restricted free agent on May 27, 2021.
- » Waived by the Browns on Aug. 31, 2021.
- » Claimed off waivers by the Detroit Lions on Sept. 1, 2021.

- » Signed by the Atlanta Falcons on March 25, 2022.
- » Re-signed by the Atlanta Falcons on April 11, 2023.

KHADAREL HODGE'S NFL REGULAR SEASON RUSHING/RECEIVING STATISTICS

		RECEIVING							RUSHING				
DATE	TEAM	GP	GS	NO.	YDS.	AVG.	LG	TD	NO.	YDS.	AVG.	LG	TD
2022	Falcons	17	1	13	202	15.5	39	1	0	0	0.0	0	0
2021	Lions	16	1	13	157	12.1	42	0	0	0	0.0	0	0
2020	Browns	9	0	11	180	16.4	42	0	0	0	0.0	0	0
2019	Browns	16	1	4	76	19.0	41	0	0	0	0.0	0	0
2018	Rams	14	0	2	17	8.5	14	0	0	0	0.0	0	0
NFL TOTALS		72	3	43	632	14.7	42	1	0	0	0.0	0	0

KHADAREL HODGE'S NFL POSTSEASON RUSHING/RECEIVING STATISTICS

		RECEIVING							RUSHING				
DATE	TEAM	GP	GS	NO.	YDS.	AVG.	LG	TD	NO.	YDS.	AVG.	LG	TD
2020	Browns	1	0	0	0	0.0	0	0	0	0	0.0	0	0
2018	Rams	3	0	0	0	0.0	0	0	0	0	0.0	0	0
NFL TOTALS		4	0	0	0	0.0	0	0	0	0	0.0	0	0

KHADAREL HODGE'S NFL REGULAR SEASON RETURN STATISTICS

		KICKOFF RETURNS						PUNT RETURNS					
DATE	TEAM	RET.	YDS.	AVG.	LG	TD	NO.	FC	YDS.	AVG.	LG	TD	
2022	Falcons	0	0	0.0	0	0	0	0	0	0.0	0	0	
2021	Lions	0	0	0.0	0	0	0	0	0	0.0	0	0	
2020	Browns	0	0	0.0	0	0	0	0	0	0.0	0	0	
2019	Browns	0	0	0.0	0	0	0	0	0	0.0	0	0	
2018	Rams	0	0	0.0	0	0	0	0	0	0.0	0	0	
NFL TOTALS		0	0	0.0	0	0	0	0	0	0.0	0	0	

KHADAREL HODGE'S NFL POSTSEASON RETURN STATISTICS

		KICKOFF RETURNS						PUNT RETURNS					
DATE	TEAM	RET.	YDS.	AVG.	LG	TD	NO.	FC	YDS.	AVG.	LG	TD	
2020	Browns	0	0	0.0	0	0	0	0	0	0.0	0	0	
2018	Rams	0	0	0.0	0	0	0	0	0	0.0	0	0	
NFL TOTALS		0	0	0.0	0	0	0	0	0	0.0	0	0	

KHADAREL HODGE'S NFL REGULAR SEASON DEFENSIVE STATISTICS

		TACKLES							INTERCEPTIONS					FUMBLES				ST			MISC							
DATE	TEAM	GP	GS	TK	S	A	TFL	YDS	SK	YDS	QBH	NO	YDS	LG	TD	PD	FF	FR	TD	YDS	TK	S	A	FF	FR	S	A	
2022	Falcons	17	1	0	0	0	0	0.0	0.0	0	0	0	0	0	0	0	0	0	0	0	9	7	2	0	0	0	0	0
2021	Lions	16	1	0	0	0	0	0.0	0.0	0	0	0	0	0	0	0	0	0	0	0	3	3	0	0	0	2	0	0
2020	Browns	9	0	0	0	0	0	0.0	0.0	0	0	0	0	0	0	0	0	0	0	0	1	1	0	0	0	2	0	0
2019	Browns	16	1	1	0	1	0	0.0	0.0	0	0	0	0	0	0	0	0	0	0	0	12	10	2	0	0	0	0	0
2018	Rams	14	0	1	1	0	0	0.0	0.0	0	0	0	0	0	0	0	0	0	0	0	4	3	1	0	0	0	0	0
NFL TOTALS		72	3	2	1	1	0	0.0	0.0	0	0	0	0	0	0	0	0	0	0	0	29	24	5	0	0	4	0	0

KHADAREL HODGE'S NFL POSTSEASON DEFENSIVE STATISTICS

		TACKLES							INTERCEPTIONS					FUMBLES				ST			MISC							
DATE	TEAM	GP	GS	TK	S	A	TFL	YDS	SK	YDS	QBH	NO	YDS	LG	TD	PD	FF	FR	TD	YDS	TK	S	A	FF	FR	S	A	
2020	Browns	1	0	0	0	0	0	0.0	0.0	0	0	0	0	0	0	0	0	0	0	0	0	0	0	0	0	0	0	0
2018	Rams	3	0	0	0	0	0	0.0	0.0	0	0	0	0	0	0	0	0	0	0	0	1	1	0	0	0	0	0	0
NFL TOTALS		4	0	0	0	0	0	0.0	0.0	0	0	0	0	0	0	0	0	0	0	0	1	1	0	0	0	0	0	0

KHADAREL HODGE'S SINGLE-GAME HIGHS: RECEIVING

<p>Receptions 5 at Seattle Seahawks, Jan 02, 2022 3 at Tampa Bay Buccaneers, Oct 09, 2022 3 vs. New Orleans Saints, Sep 11, 2022 ...2 more at 3.</p> <p>Receiving Yards 76 at Seattle Seahawks, Jan 02, 2022 73 vs. Philadelphia Eagles, Nov 22, 2020 57 at Los Angeles Rams, Sep 18, 2022</p> <p>Receiving Average 24.3 vs. Philadelphia Eagles, Nov 22, 2020 15.2 at Seattle Seahawks, Jan 02, 2022 12.7 vs. New Orleans Saints, Sep 11, 2022</p> <p>Longest Receptions 42 at Seattle Seahawks, Jan 02, 2022 42 vs. Philadelphia Eagles, Nov 22, 2020 41 vs. Pittsburgh Steelers, Nov 14, 2019</p> <p>Receiving TDs 1 at Carolina Panthers, Nov 10, 2022</p>	<p>All-Purpose Yards 76 at Seattle Seahawks, Jan 02, 2022 73 vs. Philadelphia Eagles, Nov 22, 2020 57 at Los Angeles Rams, Sep 18, 2022</p> <p>Special Teams Tackles 3 vs. Cincinnati Bengals, Dec 08, 2019 2 at Baltimore Ravens, Dec 24, 2022 2 at New Orleans Saints, Dec 18, 2022 ...3 more at 2.</p> <p>Most TDs 1 at Carolina Panthers, Nov 10, 2022</p> <p>Miscellaneous Tackles 2 at Seattle Seahawks, Jan 02, 2022 1 vs. Cincinnati Bengals, Sep 17, 2020 1 at Baltimore Ravens, Sep 13, 2020</p>
---	--

KHADAREL HODGE'S SINGLE-GAME HIGHS - POSTSEASON: RUSHING/RECEIVING

Special Teams Tackles	1 at New Orleans Saints, Jan 20, 2019
------------------------------	---------------------------------------

KHADAREL HODGE'S 2022 6X6 REGULAR-SEASON STATISTICS (FALCONS)

		RECEIVING							RUSHING						
DATE	OPPONENT	P/S	NO.	YDS.	AVG.	LG	TD	NO.	YDS.	AVG.	LG	TD	W/L	SCORE	
09/11	Saints	S	3	38	12.7	18	0	0	0	0.0	0	0	L	26-27	
09/18	at Rams	P	2	57	28.5	39	0	0	0	0.0	0	0	L	27-31	
09/25	at Seahawks	P	0	0	0.0	0	0	0	0	0.0	0	0	W	27-23	
10/02	Browns	P	0	0	0.0	0	0	0	0	0.0	0	0	W	23-20	
10/09	at Buccaneers	P	3	33	11.0	13	0	0	0	0.0	0	0	L	15-21	
10/16	49ers	P	0	0	0.0	0	0	0	0	0.0	0	0	W	28-14	
10/23	at Bengals	P	0	0	0.0	0	0	0	0	0.0	0	0	L	17-35	
10/30	Panthers	P	0	0	0.0	0	0	0	0	0.0	0	0	W	37-34+	
11/06	Chargers	P	1	19	19.0	19	0	0	0	0.0	0	0	L	17-20	
11/10	at Panthers	P	2	37	18.5	25t	1	0	0	0.0	0	0	L	15-25	
11/20	Bears	P	1	13	13.0	13	0	0	0	0.0	0	0	W	27-24	
11/27	at Commanders	P	0	0	0.0	0	0	0	0	0.0	0	0	L	13-19	
12/04	Steelers	P	0	0	0.0	0	0	0	0	0.0	0	0	L	16-19	
12/18	at Saints	P	0	0	0.0	0	0	0	0	0.0	0	0	L	18-21	
12/24	at Ravens	P	0	0	0.0	0	0	0	0	0.0	0	0	L	9-17	
01/01	Cardinals	P	1	5	5.0	5	0	0	0	0.0	0	0	W	20-19	
01/08	Buccaneers	P	0	0	0.0	0	0	0	0	0.0	0	0	W	30-17	
2022 TOTALS		17-1	13	202	15.5	39	1	0	0	0.0	0	0	7-10		

+ - Overtime

KHADAREL HODGE'S 2021 GXG REGULAR-SEASON STATISTICS (LIONS)

			RECEIVING					RUSHING							
DATE	OPPONENT	P/S	NO.	YDS.	AVG.	LG	TD	NO.	YDS.	AVG.	LG	TD	W/L/T	SCORE	
09/12	49ers		ON INACTIVE LIST											L	33-41
09/20	at Packers	P	0	0	0.0	0	0	0	0	0.0	0	0	L	17-35	
09/26	Ravens	P	1	9	9.0	9	0	0	0	0.0	0	0	L	17-19	
10/03	at Bears	P	1	13	13.0	13	0	0	0	0.0	0	0	L	14-24	
10/10	at Vikings	P	1	17	17.0	17	0	0	0	0.0	0	0	L	17-19	
10/17	Bengals	S	2	9	4.5	7	0	0	0	0.0	0	0	L	11-34	
10/24	at Rams	P	1	3	3.0	3	0	0	0	0.0	0	0	L	19-28	
10/31	Eagles	P	0	0	0.0	0	0	0	0	0.0	0	0	L	6-44	
11/14	at Steelers	P	0	0	0.0	0	0	0	0	0.0	0	0	T	16-16	
11/21	at Browns	P	0	0	0.0	0	0	0	0	0.0	0	0	L	10-13	
11/25	Bears	P	0	0	0.0	0	0	0	0	0.0	0	0	L	14-16	
12/05	Vikings	P	1	9	9.0	9	0	0	0	0.0	0	0	W	29-27	
12/12	at Broncos	P	0	0	0.0	0	0	0	0	0.0	0	0	L	10-38	
12/19	Cardinals	P	0	0	0.0	0	0	0	0	0.0	0	0	W	30-12	
12/26	at Falcons	P	1	21	21.0	21	0	0	0	0.0	0	0	L	16-20	
01/02	at Seahawks	P	5	76	15.2	42	0	0	0	0.0	0	0	L	29-51	
01/09	Packers	P	0	0	0.0	0	0	0	0	0.0	0	0	W	37-30	
2021 TOTALS		16-1	13	157	12.1	42	0	0	0	0.0	0	0	3-13-1		

KHADAREL HODGE'S 2020 GXG REGULAR-SEASON STATISTICS (BROWNS)

			RECEIVING					RUSHING							
DATE	OPPONENT	P/S	NO.	YDS.	AVG.	LG	TD	NO.	YDS.	AVG.	LG	TD	W/L	SCORE	
09/13	at Ravens	P	1	12	12.0	12	0	0	0	0.0	0	0	L	6-38	
09/17	Bengals	P	2	39	19.5	26	0	0	0	0.0	0	0	W	35-30	
09/27	Football Team	P	0	0	0.0	0	0	0	0	0.0	0	0	W	34-20	
10/04	at Cowboys		DID NOT PLAY (NON-INJURY)											W	49-38
10/11	Colts		INJURED RESERVE											W	32-23
10/18	at Steelers		INJURED RESERVE											L	7-38
10/25	at Bengals		INJURED RESERVE											W	37-34
11/01	Raiders	P	0	0	0.0	0	0	0	0	0.0	0	0	L	6-16	
11/15	Texans	P	0	0	0.0	0	0	0	0	0.0	0	0	W	10-7	
11/22	Eagles	P	3	73	24.3	42	0	0	0	0.0	0	0	W	22-17	
11/29	at Jaguars	P	3	31	10.3	17	0	0	0	0.0	0	0	W	27-25	
12/06	at Titans		INACTIVE											W	41-35
12/14	Ravens		INACTIVE											L	42-47
12/20	at Giants	P	0	0	0.0	0	0	0	0	0.0	0	0	W	20-6	
12/27	at Jets		RESERVE/COVID-19											L	16-23
01/03	Steelers	P	2	25	12.5	15	0	0	0	0.0	0	0	W	24-22	
2020 TOTALS		9-0	11	180	16.4	42	0	0	0	0.0	0	0	11-5		

KHADAREL HODGE'S 2020 GXG POSTSEASON STATISTICS (BROWNS)

			RECEIVING					RUSHING							
DATE	OPPONENT	P/S	NO.	YDS.	AVG.	LG	TD	NO.	YDS.	AVG.	LG	TD	W/L	SCORE	
01/10	at Steelers		DID NOT PLAY											W	48-37
01/17	at Chiefs	P	0	0	0.0	0	0	0	0	0.0	0	0	L	17-22	
2020 TOTALS		1-0	0	0	0.0	0	0	0	0	0.0	0	0	1-1		

KHADAREL HODGE'S 2022 GXG REGULAR-SEASON STATISTICS (FALCONS)

DATE	OPPONENT	P/S	TACKLES						INTERCEPTIONS				FUMBLES			ST		MISC		SCORE						
			TK	S	A	SK	YDS	TFL	YDS	QBH	NO	YDS	LG	TD	PD	FF	FR	TD	YDS		TK	S	A	FF	FR	S
09/11	Saints	S	0	0	0	0	0	0	0	0	0	0	0	0	0	0	0	0	0	0	0	0	0	0	L	26-27
09/18	at Rams	P	0	0	0	0	0	0	0	0	0	0	0	0	0	0	0	0	0	0	0	0	0	0	L	27-31
09/25	at Seahawks	P	0	0	0	0	0	0	0	0	0	0	0	0	0	0	0	0	0	0	0	0	0	0	W	27-23
10/02	Browns	P	0	0	0	0	0	0	0	0	0	0	0	0	0	0	0	0	0	0	0	0	0	0	W	23-20
10/09	at Buccaneers	P	0	0	0	0	0	0	0	0	0	0	0	0	0	0	0	0	0	0	0	0	0	0	L	15-21
10/16	49ers	P	0	0	0	0	0	0	0	0	0	0	0	0	0	0	0	0	0	0	0	0	0	0	W	28-14
10/23	at Bengals	P	0	0	0	0	0	0	0	0	0	0	0	0	0	0	0	0	0	0	0	0	0	0	L	17-35
10/30	Panthers	P	0	0	0	0	0	0	0	0	0	0	0	0	0	0	0	0	0	0	0	0	0	0	W	37-34+
11/06	Chargers	P	0	0	0	0	0	0	0	0	0	0	0	0	0	0	0	0	0	0	0	0	0	0	L	17-20
11/10	at Panthers	P	0	0	0	0	0	0	0	0	0	0	0	0	0	0	0	0	0	0	0	0	0	0	L	15-25
11/20	Bears	P	0	0	0	0	0	0	0	0	0	0	0	0	0	0	0	0	0	0	0	0	0	0	W	27-24
11/27	at Commanders	P	0	0	0	0	0	0	0	0	0	0	0	0	0	0	0	0	0	0	0	0	0	0	L	13-19
12/04	Steelers	P	0	0	0	0	0	0	0	0	0	0	0	0	0	0	0	0	0	0	0	0	0	0	L	16-19
12/18	at Saints	P	0	0	0	0	0	0	0	0	0	0	0	0	0	0	0	0	0	0	0	0	0	0	L	18-21
12/24	at Ravens	P	0	0	0	0	0	0	0	0	0	0	0	0	0	0	0	0	0	0	0	0	0	0	L	9-17
01/01	Cardinals	P	0	0	0	0	0	0	0	0	0	0	0	0	0	0	0	0	0	0	0	0	0	0	W	20-19
01/08	Buccaneers	P	0	0	0	0	0	0	0	0	0	0	0	0	0	0	0	0	0	0	0	0	0	0	W	30-17
2022 TOTALS		17-1	0	0	0	0	0	0	0	0	0	0	0	0	0	0	0	9	7	2	0	0	0	0	0	7-10

+ - Overtime

KHADAREL HODGE'S 2021 GXG REGULAR-SEASON STATISTICS (LIONS)

DATE	OPPONENT	P/S	TACKLES						INTERCEPTIONS				FUMBLES			ST		MISC		SCORE							
			TK	S	A	SK	YDS	TFL	YDS	QBH	NO	YDS	LG	TD	PD	FF	FR	TD	YDS		TK	S	A	FF	FR	S	A
09/12	49ers		ON INACTIVE LIST																							L	33-41
09/20	at Packers	P	0	0	0	0	0	0	0	0	0	0	0	0	0	0	0	0	0	0	0	0	0	0	L	17-35	
09/26	Ravens	P	0	0	0	0	0	0	0	0	0	0	0	0	0	0	0	0	0	0	0	0	0	0	L	17-19	
10/03	at Bears	P	0	0	0	0	0	0	0	0	0	0	0	0	0	0	0	0	0	0	0	0	0	0	L	14-24	
10/10	at Vikings	P	0	0	0	0	0	0	0	0	0	0	0	0	0	0	0	0	0	0	0	0	0	0	L	17-19	
10/17	Bengals	S	0	0	0	0	0	0	0	0	0	0	0	0	0	0	0	0	0	0	0	0	0	0	L	11-34	
10/24	at Rams	P	0	0	0	0	0	0	0	0	0	0	0	0	0	0	0	0	0	0	0	0	0	0	L	19-28	
10/31	Eagles	P	0	0	0	0	0	0	0	0	0	0	0	0	0	0	0	0	0	0	0	0	0	0	L	6-44	
11/14	at Steelers	P	0	0	0	0	0	0	0	0	0	0	0	0	0	0	0	0	0	0	0	0	0	0	T	16-16	
11/21	at Browns	P	0	0	0	0	0	0	0	0	0	0	0	0	0	0	0	0	0	0	0	0	0	0	L	10-13	
11/25	Bears	P	0	0	0	0	0	0	0	0	0	0	0	0	0	0	0	0	0	0	0	0	0	0	L	14-16	
12/05	Vikings	P	0	0	0	0	0	0	0	0	0	0	0	0	0	0	0	0	0	0	0	0	0	0	W	29-27	
12/12	at Broncos	P	0	0	0	0	0	0	0	0	0	0	0	0	0	0	0	0	0	0	0	0	0	0	L	10-38	
12/19	Cardinals	P	0	0	0	0	0	0	0	0	0	0	0	0	0	0	0	0	0	0	0	0	0	0	W	30-12	
12/26	at Falcons	P	0	0	0	0	0	0	0	0	0	0	0	0	0	0	0	0	0	0	0	0	0	0	L	16-20	
01/02	at Seahawks	P	0	0	0	0	0	0	0	0	0	0	0	0	0	0	0	0	0	0	0	0	0	2	L	29-51	
01/09	Packers	P	0	0	0	0	0	0	0	0	0	0	0	0	0	0	0	0	0	0	0	0	0	0	W	37-30	
2021 TOTALS		16-1	0	0	0	0	0	0	0	0	0	0	0	0	0	0	0	3	3	0	0	2	0	3-13-1			

KHADAREL HODGE'S 2020 GXG REGULAR-SEASON STATISTICS (BROWNS)

		TACKLES				INTERCEPTIONS				FUMBLES			ST		MIS		C										
DATE	OPPONENT	P/S	TK	S	SK	YD	TF	YD	QB	NO	SL	TD	PD	FF	FR	TD	YD	TK	S	A	FF	FR	S	A	W/L	SCORE	
09/13	at Ravens	P	0	0	0	0.0	0	0	0	0	0	0	0	0	0	0	0	0	0	0	0	0	0	1	0	L	6-38
09/17	Bengals	P	0	0	0	0.0	0	0	0	0	0	0	0	0	0	0	0	0	0	0	0	0	0	1	0	W	35-30
09/27	Football Team	P	0	0	0	0.0	0	0	0	0	0	0	0	0	0	0	0	0	0	0	0	0	0	0	0	W	34-20
10/04	at Cowboys		DID NOT PLAY (NON-INJURY)																							W	49-38
10/11	Colts		INJURED RESERVE																							W	32-23
10/18	at Steelers		INJURED RESERVE																							L	7-38
10/25	at Bengals		INJURED RESERVE																							W	37-34
11/01	Raiders	P	0	0	0	0.0	0	0	0	0	0	0	0	0	0	0	0	0	0	0	0	0	0	0	0	L	6-16
11/15	Texans	P	0	0	0	0.0	0	0	0	0	0	0	0	0	0	0	0	0	0	0	0	0	0	0	0	W	10-7
11/22	Eagles	P	0	0	0	0.0	0	0	0	0	0	0	0	0	0	0	0	0	0	0	0	0	0	0	0	W	22-17
11/29	at Jaguars	P	0	0	0	0.0	0	0	0	0	0	0	0	0	0	0	0	1	1	0	0	0	0	0	0	W	27-25
12/06	at Titans		INACTIVE																							W	41-35
12/14	Ravens		INACTIVE																							L	42-47
12/20	at Giants	P	0	0	0	0.0	0	0	0	0	0	0	0	0	0	0	0	0	0	0	0	0	0	0	0	W	20-6
12/27	at Jets		RESERVE/COVID-19																							L	16-23
01/03	Steelers	P	0	0	0	0.0	0	0	0	0	0	0	0	0	0	0	0	0	0	0	0	0	0	0	0	W	24-22
2020 TOTALS		9-0	0	0	0	0.0	0	0	0	0	0	0	0	0	0	0	0	1	1	0	0	0	2	0	11-5		

KHADAREL HODGE'S 2020 GXG POSTSEASON STATISTICS (BROWNS)

		TACKLES				INTERCEPTIONS				FUMBLES			ST		MIS		C										
DATE	OPPONENT	P/S	T	S	SK	YD	TF	YD	QB	N	YD	L	T	P	F	F	YD	T	F	F	S	A	W/L	SCORE			
01/10	at Steelers		DID NOT PLAY																							W	48-37
01/17	at Chiefs	P	0	0	0	0.0	0	0	0	0	0	0	0	0	0	0	0	0	0	0	0	0	0	0	0	L	17-22
2020 TOTALS		1-0	0	0	0	0.0	0	0	0	0	0	0	0	0	0	0	0	0	0	0	0	0	0	1-1			



📄 📄 📄

- » Tallied 113 receptions for 1,440 yards (12.7 avg.) and 10 touchdowns in 80 games (24 starts) for the Eagles, Dolphins and Raiders prior to joining the Falcons.

Las Vegas Raiders

- » In 2022, he appeared in all 17 games (16 starts) for the Raiders, registering career highs in receptions (57) and receiving yards (690) while matching his career high in receiving touchdowns with four. He also rushed for 40 yards on four carries (10.0 avg.) and added two special teams tackles.
- » Named a team captain for the Raiders in 2022 and finished second on the team in receptions (57), receiving yards (690) and receiving touchdowns (four).

Miami Dolphins

- » Played in 17 games (three starts), totaling 14 receptions for 223 yards (15.9 avg.) and four touchdowns while adding nine tackles on special teams in 2021 with Miami.
- » Appeared in 16 games (two starts) for Miami in 2020, compiling 16 receptions for 176 yards and one touchdown and added three tackles on special teams.

Philadelphia Eagles

- In 2019, he played in 15 games (three starts) for the Eagles and Dolphins, recording 10 receptions for 125 yards.
- In 2017, he played in all 16 games and three postseason contests as a rookie, including Super Bowl LII, finishing with 16 receptions for 226 yards and one touchdown while adding five special teams tackles.

📄 📄 📄 📄

- » Played four seasons (2013-16) at North Carolina in

Chapel Hill, NC.

- » Appearing in 47 games (18 starts), totaling 81 receptions, 1,667 yards (20.6 avg.) and 20 touchdowns for the Tar Heels.
- » Served as a special teams captain and recorded 24 special teams tackles (18 solo).
- » His 20 receiving touchdowns rank third in school history and his 20.6 yards per reception set a program record.
- » As a senior in 2016, he played in seven games (four starts), compiling 16 receptions, 309 yards and four touchdowns.
- » As a junior in 2015, he appeared in 14 games (five starts), totaling 30 receptions, 745 yards and eight touchdowns. Named second-team All-ACC after his 24.8 yards per reception ranked best in the nation.
- » As a sophomore in 2014, he played in 13 games (eight starts), recording 35 receptions, 613 yards and eight touchdowns. Named All-ACC honorable mention.
- » As a redshirt freshman in 2013, he played in 13 games and recorded 10 special teams tackles.

📄 📄 📄 📄

- » Attended Wootton High School in Rockville, Md.
- » Played four seasons as a wide receiver before spending a postgrad year at Fork Union Military Academy (Va.).
- » Also played lacrosse and basketball.
- » Serves as a champion ambassador for the Special Olympics.
- » Son of Richard and Karyn Hollins.
- » Graduated with a degree in exercise and sport science at UNC.

TRANSACTIONS

- » Originally selected by Philadelphia Eagles in the fourth round (118th overall) of the 2017 NFL Draft.
- » Waived by the Philadelphia Eagles on Dec. 3, 2019.
- » Claimed by the Miami Dolphins on Dec. 4, 2019.
- » Re-signed by the Miami Dolphins on March 23, 2021.
- » Signed by the Las Vegas Raiders on March 16, 2022.
- » Signed by the Atlanta Falcons on March 21, 2023.

REGULAR SEASON COMPARISON: RECEIVING - CAROLINA PANTHERS

DATE	OPP	W/L	GP/GS	REC	YDS.	AVG.	TD	LG	TGTS	YAC
10/12/17	PHI @ CAR	W	P	2	38	19.0	0	20	2	4
11/28/21	MIA vs. CAR	W	P	0	0	0	0	0	1	0
TOTALS			2/0 2/0	2	38	19.0	0	20	3	4

MACK HOLLINS' NFL REGULAR SEASON RUSHING/RECEIVING STATISTICS

RECEIVING												RUSHING			
DATE	TEAM	GP	GS	NO.	YDS.	AVG.	LG	TD	NO.	YDS.	AVG.	LG	TD		
2022	Raiders	17	16	57	690	12.1	60	4	4	40	10.0	17	0		
2021	Dolphins	17	3	14	223	15.9	65t	4	0	0	0.0	0	0		
2020	Dolphins	15	2	16	176	11.0	34	1	0	0	0.0	0	0		
2019	Dolphins	3	0	0	0	0.0	0	0	0	0	0.0	0	0		
Went from Philadelphia to Miami.															
2019	Eagles	12	3	10	125	12.5	20	0	0	0	0.0	0	0		
2019	TOTAL	15	3	10	125	12.5	20	0	0	0	0.0	0	0		
2018	Eagles	0	0	0	0	0.0	0	0	0	0	0.0	0	0		
2017	Eagles	16	0	16	226	14.1	64t	1	0	0	0.0	0	0		
NFL TOTALS		80	24	113	1,440	12.7	65T	10	4	40	10.0	17	0		

MACK HOLLINS' NFL POSTSEASON RUSHING/RECEIVING STATISTICS

RECEIVING									RUSHING				
DATE	TEAM	GP	GS	NO.	YDS.	AVG.	LG	TD	NO.	YDS.	AVG.	LG	TD
2018	Eagles	0	0	0	0	0.0	0	0	0	0	0.0	0	0
2017	Eagles	3	0	1	9	9.0	9	0	0	0	0.0	0	0
NFL TOTALS		3	0	1	9	9.0	9	0	0	0	0.0	0	0

MACK HOLLINS' NFL REGULAR SEASON RETURN STATISTICS

KICKOFF RETURNS							PUNT RETURNS					
DATE	TEAM	RET.	YDS.	AVG.	LG	TD	NO.	FC	YDS.	AVG.	LG	TD
2022	Raiders	0	0	0.0	0	0	0	0	0	0.0	0	0
2021	Dolphins	0	0	0.0	0	0	0	0	0	0.0	0	0
2020	Dolphins	0	0	0.0	0	0	0	0	0	0.0	0	0
2019	Dolphins	0	0	0.0	0	0	0	0	0	0.0	0	0
Went from Philadelphia to Miami.												
2019	Eagles	0	0	0.0	0	0	0	0	0	0.0	0	0
2019	TOTAL	0	0	0.0	0	0	0	0	0	0.0	0	0
2018	Eagles	0	0	0.0	0	0	0	0	0	0.0	0	0
2017	Eagles	0	0	0.0	0	0	0	0	0	0.0	0	0
NFL TOTALS		0	0	0.0	0	0	0	0	0	0.0	0	0

MACK HOLLINS' NFL POSTSEASON RETURN STATISTICS

KICKOFF RETURNS							PUNT RETURNS					
DATE	TEAM	RET.	YDS.	AVG.	LG	TD	NO.	FC	YDS.	AVG.	LG	TD
2018	Eagles	0	0	0.0	0	0	0	0	0	0.0	0	0
2017	Eagles	0	0	0.0	0	0	0	0	0	0.0	0	0
NFL TOTALS		0	0	0.0	0	0	0	0	0	0.0	0	0

MACK HOLLINS' SINGLE-GAME HIGHS: RUSHING/RECEIVING

Rush Attempts	3 at Los Angeles Rams, Dec 08, 2022 1 vs. Indianapolis Colts, Nov 13, 2022	Longest Receptions	65t at New York Jets, Nov 21, 2021 64t vs. Washington Redskins, Oct 23, 2017 60 at Tennessee Titans, Sep 25, 2022
Rushing Yards	40 at Los Angeles Rams, Dec 08, 2022	Receiving TDs	1 vs. New England Patriots, Dec 18, 2022 1 at Seattle Seahawks, Nov 27, 2022 ...8 more at 1.
Longest Runs	17 at Los Angeles Rams, Dec 08, 2022 16 at Los Angeles Rams, Dec 08, 2022 7 at Los Angeles Rams, Dec 08, 2022	All-Purpose Yards	158 at Tennessee Titans, Sep 25, 2022 72 at New York Jets, Nov 21, 2021 66 vs. Arizona Cardinals, Sep 18, 2022 ...1 more at 66.
Receptions	8 at Tennessee Titans, Sep 25, 2022 7 at New Orleans Saints, Oct 30, 2022 6 at Denver Broncos, Nov 20, 2022	Special Teams Tackles	2 at Jacksonville Jaguars, Oct 17, 2021 2 at New England Patriots, Sep 12, 2021 ...1 more at 2.
Receiving Yards	158 at Tennessee Titans, Sep 25, 2022 72 at New York Jets, Nov 21, 2021 66 vs. Arizona Cardinals, Sep 18, 2022 ...1 more at 66.	Most TDs	1 vs. New England Patriots, Dec 18, 2022 1 at Seattle Seahawks, Nov 27, 2022 ...8 more at 1.
Receiving Average	19.8 at Tennessee Titans, Sep 25, 2022 15.8 at Seattle Seahawks, Nov 27, 2022 15.5 vs. Detroit Lions, Sep 22, 2019	Miscellaneous Tackles	1 at New Orleans Saints, Dec 27, 2021 1 at Jacksonville Jaguars, Oct 17, 2021 ...1 more at 1.

MACK HOLLINS' SINGLE-GAME HIGHS - POSTSEASON: RECEIVING

Receptions	1 vs. Atlanta Falcons, Jan 13, 2018	Longest Receptions	9 vs. Atlanta Falcons, Jan 13, 2018
Receiving Yards	9 vs. Atlanta Falcons, Jan 13, 2018	All-Purpose Yards	9 vs. Atlanta Falcons, Jan 13, 2018

MACK HOLLINS' 100-YARD RECEIVING GAMES (1): REGULAR SEASON

DATE	TEAM	NO.	YDS.	AVG.	LG	TD
09/25/22	at Titans	8	158	19.8	60	1

MACK HOLLINS' 2022 GXG REGULAR-SEASON STATISTICS (RAIDERS)

DATE	OPPONENT	P/S	RECEIVING					RUSHING					W/L	SCORE
			NO.	YDS.	AVG.	LG	TD	NO.	YDS.	AVG.	LG	TD		
09/11	at Chargers	S	1	16	16.0	16	0	0	0	0.0	0	0	L	19-24
09/18	Cardinals	P	5	66	13.2	23	0	0	0	0.0	0	0	L	23-29+
09/25	at Titans	S	8	158	19.8	60	1	0	0	0.0	0	0	L	22-24
10/02	Broncos	S	3	33	11.0	16	0	0	0	0.0	0	0	W	32-23
10/10	at Chiefs	S	0	0	0.0	0	0	0	0	0.0	0	0	L	29-30
10/23	Texans	S	2	44	22.0	26t	1	0	0	0.0	0	0	W	38-20
10/30	at Saints	S	7	64	9.1	14	0	0	0	0.0	0	0	L	0-24
11/06	at Jaguars	S	2	17	8.5	13	0	0	0	0.0	0	0	L	20-27
11/13	Colts	S	2	18	9.0	12	0	1	0	0.0	0	0	L	20-25
11/20	at Broncos	S	6	52	8.7	18	0	0	0	0.0	0	0	W	22-16+
11/27	at Seahawks	S	4	63	15.8	36t	1	0	0	0.0	0	0	W	40-34+
12/04	Chargers	S	5	35	7.0	14	0	0	0	0.0	0	0	W	27-20
12/08	at Rams	S	2	22	11.0	15	0	3	40	13.3	17	0	L	16-17
12/18	Patriots	S	4	40	10.0	13	1	0	0	0.0	0	0	W	30-24
12/24	at Steelers	S	1	7	7.0	7	0	0	0	0.0	0	0	L	10-13
01/01	49ers	S	3	40	13.3	21	0	0	0	0.0	0	0	L	34-37+
01/07	Chiefs	S	2	15	7.5	12	0	0	0	0.0	0	0	L	13-31
2022 TOTALS		17-16	57	690	12.1	60	4	4	40	10.0	17	0	6-11	

+ - Overtime

MACK HOLLINS' 2021 GXG REGULAR-SEASON STATISTICS (DOLPHINS)

DATE	OPPONENT	P/S	RECEIVING					RUSHING					W/L	SCORE
			NO.	YDS.	AVG.	LG	TD	NO.	YDS.	AVG.	LG	TD		
09/12	at Patriots	P	0	0	0.0	0	0	0	0	0.0	0	0	W	17-16
09/19	Bills	P	0	0	0.0	0	0	0	0	0.0	0	0	L	0-35
09/26	at Raiders	S	0	0	0.0	0	0	0	0	0.0	0	0	L	28-31+
10/03	Colts	P	0	0	0.0	0	0	0	0	0.0	0	0	L	17-27
10/10	at Buccaneers	P	1	10	10.0	10	0	0	0	0.0	0	0	L	17-45
10/17	at Jaguars	S	4	61	15.3	20	0	0	0	0.0	0	0	L	20-23
10/24	Falcons	P	2	13	6.5	9	1	0	0	0.0	0	0	L	28-30
10/31	at Bills	P	0	0	0.0	0	0	0	0	0.0	0	0	L	11-26
11/07	Texans	S	3	22	7.3	10	1	0	0	0.0	0	0	W	17-9
11/11	Ravens	P	0	0	0.0	0	0	0	0	0.0	0	0	W	22-10
11/21	at Jets	P	2	72	36.0	65t	1	0	0	0.0	0	0	W	24-17
11/28	Panthers	P	0	0	0.0	0	0	0	0	0.0	0	0	W	33-10
12/05	Giants	P	1	5	5.0	5t	1	0	0	0.0	0	0	W	20-9
12/19	Jets	P	0	0	0.0	0	0	0	0	0.0	0	0	W	31-24
12/27	at Saints	P	1	40	40.0	40	0	0	0	0.0	0	0	W	20-3
01/02	at Titans	P	0	0	0.0	0	0	0	0	0.0	0	0	L	3-34
01/09	Patriots	P	0	0	0.0	0	0	0	0	0.0	0	0	W	33-24
2021 TOTALS	17-3		14	223	15.9	65T	4	0	0	0.0	0	0	9-8	

+ - Overtime

MACK HOLLINS' 2020 GXG REGULAR-SEASON STATISTICS (DOLPHINS)

DATE	OPPONENT	P/S	RECEIVING					RUSHING					W/L	SCORE
			NO.	YDS.	AVG.	LG	TD	NO.	YDS.	AVG.	LG	TD		
09/13	at Patriots	P	0	0	0.0	0	0	0	0	0.0	0	0	L	11-21
09/20	Bills	P	0	0	0.0	0	0	0	0	0.0	0	0	L	28-31
09/24	at Jaguars	P	0	0	0.0	0	0	0	0	0.0	0	0	W	31-13
10/04	Seahawks	P	0	0	0.0	0	0	0	0	0.0	0	0	L	23-31
10/11	at 49ers	P	0	0	0.0	0	0	0	0	0.0	0	0	W	43-17
11/01	Rams	P	0	0	0.0	0	0	0	0	0.0	0	0	W	28-17
11/08	at Cardinals	P	1	11	11.0	11t	1	0	0	0.0	0	0	W	34-31
11/15	Chargers	P	1	1	1.0	1	0	0	0	0.0	0	0	W	29-21
11/22	at Broncos	P	1	9	9.0	9	0	0	0	0.0	0	0	L	13-20
11/29	at Jets	P	2	19	9.5	12	0	0	0	0.0	0	0	W	20-3
12/06	Bengals	P	1	7	7.0	7	0	0	0	0.0	0	0	W	19-7
12/13	Chiefs	P	5	66	13.2	23	0	0	0	0.0	0	0	L	27-33
12/20	Patriots	S	2	18	9.0	10	0	0	0	0.0	0	0	W	22-12
12/26	at Raiders	S	2	42	21.0	34	0	0	0	0.0	0	0	W	26-25
01/03	at Bills	P	1	3	3.0	3	0	0	0	0.0	0	0	L	26-56
2020 TOTALS	15-2		16	176	11.0	34	1	0	0	0.0	0	0	9-6	



🏈🏈🏈🏈🏈🏈🏈🏈

- » Appeared in all 17 games (five starts), registering 27 total tackles (13 solo), one quarterback hit and one pass defensed.

🏈🏈🏈🏈🏈🏈

- » Played one season (2021) at Kansas State University after spending four seasons (2017-20) at the University of Charlotte.
- » Notched 121 total tackles, 17 tackles for loss, 4.0 sacks, and three fumble recoveries in 55 games (30 starts) in his collegiate career.
- » Recorded 20 total tackles (18 solo), three tackles for loss, 2.0 sacks and one fumble recovery in 12 games

for Kansas State in 2021.

- » Tallied 101 total tackles (44 solo), 14 tackles for loss, 2.0 sacks and two passes defensed in four seasons at Charlotte.
- » Earned all-Conference USA honors in 2020.

🏈🏈🏈🏈🏈🏈

- » Attended Anson High School in Wadesboro, N.C.
- » Recorded 22 tackles and 2.0 sacks as a junior and recorded 17 tackles, 1.5 sacks and two fumble recoveries as a sophomore.
- » Also lettered in basketball.
- » Son of Reva Horne.

IN THE COMMUNITY

🏈🏈🏈🏈🏈🏈

- » Volunteered by serving lunch and packing meals for families with Crossroads Community Ministries.
- » Participated in Operation: Gametime, spending a day with service members from Dobbins Air Reserve Base.
- » Visited and spent time with patients at Children's Healthcare of Atlanta-Scottish Rite.
- » Participated in Hometown Huddle where the entire team volunteered and cleaned Anderson Park in Atlanta.
- » Visited Joint Army and Airforce Base, Lewis-McChord Army and spent time with active military members in Seattle, Wash.
- » Participated in a physical education class with students at Eagle Ranch.
- » Attended Fishing with the Falcons Boat Day, where players spends time fishing with military veterans.
- » Participated in the Fishing with the Falcons Captains Dinner.

TRANSACTIONS

Signed by the Atlanta Falcons following the 2022 NFL Draft.

REGULAR SEASON COMPARISON: DEFENSIVE - CAROLINA PANTHERS

DATE	OPP	W/L	GP/GS	TACKLES							MISC				
				TOT	SOLO	ASST	SACK	YDS.	INT	TFL	PD	QBH	TD	FF	FR
10/30/22	ATL vs. CAR	W	P	4	3	1	0.0	0.0	0	0	0	0	0	0	0
11/10/22	ATL @ CAR	L	P	3	3	0	0.0	0.0	0	0	0	0	0	0	
TOTALS		1/1	2/0	7	6	1	0.0	0.0	0	0	0	0	0	0	

TIMMY HORNE'S NFL REGULAR SEASON DEFENSIVE STATISTICS

DATE	TEAM	GP	TACKLES										INTERCEPTIONS					FUMBLES					ST				MISC			
			GS	TK	S	A	TFL	YDS	SK	YDS	QBH	NO	YDS	LG	TD	PD	FF	FR	TD	YDS	TK	S	A	FF	FR	S	A	S	A	
2022	Falcons	17	5	27	13	14	0	0	0	0	0	0	0	1	0	0	0	0	0	0	0	0	0	0	0	0	0	0	0	0
NFL TOTALS		17	5	27	13	14	0	0	0	0	0	0	0	1	0	0	0	0	0	0	0	0	0	0	0	0	0	0	0	

TIMMY HORNE'S SINGLE-GAME HIGHS: DEFENSIVE

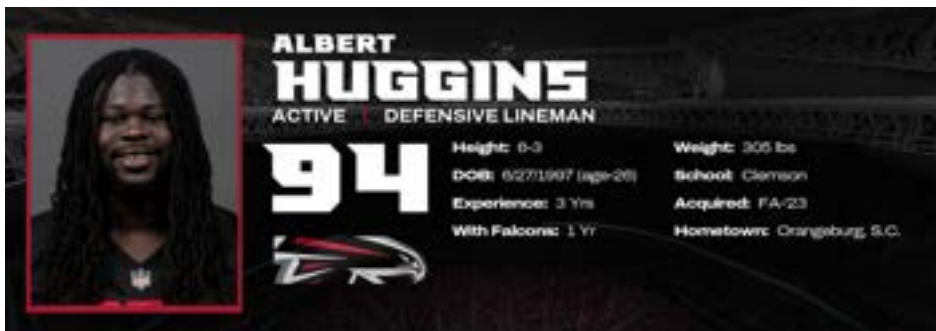
Total Tackles 4 vs. Carolina Panthers, Oct 30, 2022
 3 at Baltimore Ravens, Dec 24, 2022
 3 at New Orleans Saints, Dec 18, 2022
 ...2 more at 3.

Solo Tackles 3 at Carolina Panthers, Nov 10, 2022
 3 vs. Carolina Panthers, Oct 30, 2022
 2 at Baltimore Ravens, Dec 24, 2022
 ...1 more at 2.

TIMMY HORNE'S 2022 6X6 REGULAR-SEASON STATISTICS (FALCONS)

DATE	OPPONENT	P/S	TACKLES										INTERCEPTIONS					FUMBLES					ST				MISC	
			TK	S	A	SK	YDS	TFL	YDS	QBH	NO	YDS	LG	TD	PD	FF	FR	TD	YDS	TK	S	A	FF	FR	S	A	W/L	SCORE
09/11	Saints	P	1	1	0	0	0	0	0	0	0	0	0	0	0	0	0	0	0	0	0	0	0	0	0	L	26-27	
09/18	at Rams	P	0	0	0	0	0	0	0	0	0	0	0	0	0	0	0	0	0	0	0	0	0	0	0	L	27-31	
09/25	at Seahawks	P	0	0	0	0	0	0	0	0	0	0	0	0	0	0	0	0	0	0	0	0	0	0	0	W	27-23	
10/02	Browns	P	2	0	2	0	0	0	0	0	0	0	0	0	0	0	0	0	0	0	0	0	0	0	0	W	23-20	
10/09	at Buccaneers	P	1	0	1	0	0	0	0	0	0	0	0	0	0	0	0	0	0	0	0	0	0	0	0	L	15-21	
10/16	49ers	P	0	0	0	0	0	0	0	0	0	0	0	0	0	0	0	0	0	0	0	0	0	0	0	W	28-14	
10/23	at Bengals	P	1	0	1	0	0	0	0	0	0	0	0	0	0	0	0	0	0	0	0	0	0	0	0	L	17-35	
10/30	Panthers	P	4	3	1	0	0	0	0	0	0	0	0	0	0	0	0	0	0	0	0	0	0	0	0	W	37-34+	
11/06	Chargers	P	0	0	0	0	0	0	0	0	0	0	0	1	0	0	0	0	0	0	0	0	0	0	0	L	17-20	
11/10	at Panthers	P	3	3	0	0	0	0	0	0	0	0	0	0	0	0	0	0	0	0	0	0	0	0	0	L	15-25	
11/20	Bears	P	2	0	2	0	0	0	0	1	0	0	0	0	0	0	0	0	0	0	0	0	0	0	0	W	27-24	
11/27	at Commanders	S	3	0	3	0	0	0	0	0	0	0	0	0	0	0	0	0	0	0	0	0	0	0	0	L	13-19	
12/04	Steelers	S	2	2	0	0	0	0	0	0	0	0	0	0	0	0	0	0	0	0	0	0	0	0	0	L	16-19	
12/18	at Saints	S	3	1	2	0	0	0	0	0	0	0	0	0	0	0	0	0	0	0	0	0	0	0	0	L	18-21	
12/24	at Ravens	S	3	2	1	0	0	0	0	0	0	0	0	0	0	0	0	0	0	0	0	0	0	0	0	L	9-17	
01/01	Cardinals	P	2	1	1	0	0	0	0	0	0	0	0	0	0	0	0	0	0	0	0	0	0	0	0	W	20-19	
01/08	Buccaneers	S	0	0	0	0	0	0	0	0	0	0	0	0	0	0	0	0	0	0	0	0	0	0	0	W	30-17	
2022 TOTALS		17-5	27	13	14	0	0	0	0	1	0	0	0	1	0	0	0	0	0	0	0	0	0	0	7-10			

+- Overtime



📊 📊 📊

- » Has appeared in 13 games (one start) and registered 19 total tackles (three solo) and three quarterback hits since entering the NFL in 2019.
- » Spent the 2022 season on the Reserve/Injured list with the New Orleans Saints.
- » In 2021, appeared in eight games (one start) with the Saints and tallied 13 total tackles (one solo) and two quarterback hits.
- » Spent time on the Detroit Lions and Philadelphia Eagles' practice squads in 2020.
- » Appeared in four games with the Eagles as a rookie in 2019 and registered three tackles after beginning the seasons on the Houston Texans' practice squad.

COLLEGE

- » Played four seasons (2015-18) at Clemson University.
- » Became the first consensus top player in South Carolina since 2008 (Da'Quan Bowers) that Clemson had signed.
- » Appeared in 46 games (four starts) at defensive tackle, registering 83 tackles, 25 quarterback pressures, 11.5 tackles for loss, 7.0 sacks and one pass defended.
- » Saw action in 15 games (two starts) and totaled 23 tackles (16 solo) and 3.5 tackles for loss as a senior in 2018. Started in the National Championship Game vs. Alabama and recorded five tackles.

- » Played in 13 games (two starts) as a junior in 2017 and registered 21 tackles, 5.0 tackles for loss, five quarterback pressures and 1.5 sacks. Also had 0.5 sack against Miami (Fla.) in the ACC Championship game.
- » Appeared in 13 games as a sophomore in 2016 and posted 20 tackles, seven quarterback pressures and 3.0 sacks.
- » As a freshman in 2015, notched 12 tackles and a pass defended over five games.

🏆 🏆 🏆

- » Attended Orangeburg-Wilkinson (S.C.) High School.
- » Finished his high school career with 208 tackles, 35 tackles for loss and 28.0 sacks.
- » Notched 73 tackles, 10.0 sacks and three forced fumbles as a senior, when he was named first-team All-American by *Parade*. Also invited to play in the U.S. Army All-American Bowl.
- » Named No. 1 player in South Carolina by 247Sports.com and Rivals.com. Also named No. 2 player in South Carolina by ESPN.
- » Recorded 65 tackles, 13.0 tackles for loss and 11.0 sacks as a junior.
- » Tallied 70 tackles, 12.0 tackles for loss and 7.0 sacks a sophomore.
- » Earned his degree in parks, recreation and tourism management.

TRANSACTIONS

- » Signed with the Houston Texans as an undrafted free agent on May 10, 2019.
- » Released by the Texans on Aug. 31, 2019 before signing to the practice squad on Sept. 2, 2019.
- » Signed by the Philadelphia Eagles on Oct. 22, 2019.
- » Released by the Eagles on Nov. 30, 2019.
- » Acquired by the New England Patriots via waivers on Dec. 2, 2019.
- » Released by the Patriots on Dec. 7, 2019.
- » Signed to the Eagles on Jan. 6, 2020.
- » Released by the Eagles on July 26, 2020.
- » Acquired by the Texans via waivers on July 27, 2020.
- » Released by the Texans on Aug. 31, 2020.
- » Acquired by the Detroit Lions via waivers on Sept. 1, 2020.
- » Released by the Lions on Sept. 5, 2020.
- » Signed to the Minnesota Vikings practice squad on Sept. 8, 2020.
- » Released from the Vikings practice squad on Oct. 9, 2020.
- » Signed to the Lions practice squad on Oct. 19, 2020.

- » Released from the Lions practice squad on Jan. 6, 2021.
- » Signed by the New Orleans Saints on May 5, 2021.
- » Released by the Saints on Aug. 31, 2021 before signing to their practice squad on Sept. 1, 2021.
- » Signed by the Atlanta Falcons on June 16, 2023.

REGULAR SEASON COMPARISON: DEFENSIVE - CAROLINA PANTHERS

DATE	OPP	W/L	GP/GS	TACKLES						MISC							
				TOT	SOLO	ASST	SACK	YDS.	INT	TFL	PD	QBH	TD	FF	FR		
9/19/21	NO @ CAR	L	P	2	0	2	0.0	0.0	0	0	0	0	0	0	0	0	0
1/2/22	NO vs. CAR	W	P	2	1	1	0.0	0.0	0	0	0	0	0	0	0	0	0
TOTALS		1/1	2/0	4	1	3	0.0	0.0	0	0	0	0	0	0	0	0	0

ALBERT HUGGINS' NFL REGULAR SEASON DEFENSIVE STATISTICS

DATE	TEAM	GP	GS	TACKLES					INTERCEPTIONS					FUMBLES					ST		MISC						
				TK	S	A	TFL	YDS	SK	YDS	QBH	NO	YDS	LG	TD	PD	FF	FR	TD	YDS	TK	S	A	FF	FR	S	A
2022	Saints	0	0	0	0	0	0	0	0.0	0.0	0	0	0	0	0	0	0	0	0	0	0	0	0	0	0	0	
2021	Saints	9	1	16	3	13	0	0	0.0	0.0	2	0	0	0	0	0	0	0	0	0	0	0	0	0	0	0	
2020	Eagles	0	0	0	0	0	0	0	0.0	0.0	0	0	0	0	0	0	0	0	0	0	0	0	0	0	0	0	
Went from Detroit to Philadelphia.																											
2020	Lions	0	0	0	0	0	0	0	0.0	0.0	0	0	0	0	0	0	0	0	0	0	0	0	0	0	0	0	0
2020	TOTAL	0	0	0	0	0	0	0	0.0	0.0	0	0	0	0	0	0	0	0	0	0	0	0	0	0	0	0	0
2019	Eagles	4	0	3	0	3	0	0	0.0	0.0	1	0	0	0	0	0	0	0	0	0	0	0	0	0	0	0	0
Went from Houston to Philadelphia.																											
2019	Texans	0	0	0	0	0	0	0	0.0	0.0	0	0	0	0	0	0	0	0	0	0	0	0	0	0	0	0	0
2019	TOTAL	4	0	3	0	3	0	0	0.0	0.0	1	0	0	0	0	0	0	0	0	0	0	0	0	0	0	0	0
NFL TOTALS		13	1	19	3	16	0	0	0.0	0.0	3	0	0	0	0	0	0	0	0	0	0	0	0	0	0	0	0

ALBERT HUGGINS' NFL POSTSEASON DEFENSIVE STATISTICS

DATE	TEAM	GP	GS	TACKLES					INTERCEPTIONS					FUMBLES					ST		MISC						
				TK	S	A	TFL	YDS	SK	YDS	QBH	NO	YDS	LG	TD	PD	FF	FR	TD	YDS	TK	S	A	FF	FR	S	A
2019	Eagles	0	0	0	0	0	0	0	0.0	0.0	0	0	0	0	0	0	0	0	0	0	0	0	0	0	0	0	0
NFL TOTALS		0	0	0	0	0	0	0	0.0	0.0	0	0	0	0	0	0	0	0	0	0	0	0	0	0	0	0	0

ALBERT HUGGINS' SINGLE-GAME HIGHS: DEFENSIVE

Total Tackles 3 vs. Green Bay Packers, Sep 12, 2021
 2 vs. Carolina Panthers, Jan 02, 2022
 2 vs. Miami Dolphins, Dec 27, 2021
 ...3 more at 2.

Solo Tackles 2 vs. Green Bay Packers, Sep 12, 2021
 1 vs. Carolina Panthers, Jan 02, 2022

ALBERT HUGGINS' 2022 GXG REGULAR-SEASON STATISTICS (SAINTS)

		TACKLES							INTERCEPTIONS					FUMBLES			ST		MISC									
DATE	OPPONENT	P/S	TK	S	A	SK	YDS	TFL	YDS	QBH	NO	YDS	LG	TD	PD	FF	FR	TD	YDS	TK	S	A	FF	FR	S	A	W/L	SCORE
09/11	at Falcons																										W	27-26
09/18	Buccaneers																										L	10-20
09/25	at Panthers																										L	14-22
10/02	Vikings																									L	25-28	
10/09	Seahawks																									W	39-32	
10/16	Bengals																									L	26-30	
10/20	at Cardinals																									L	34-42	
10/30	Raiders																									W	24-0	
11/07	Ravens																									L	13-27	
11/13	at Steelers																									L	10-20	
11/20	Rams																									W	27-20	
11/27	at 49ers																									L	0-13	
12/05	at Buccaneers																									L	16-17	
12/18	Falcons																									W	21-18	
12/24	at Browns																									W	17-10	
01/01	at Eagles																									W	20-10	
01/08	Panthers																									L	7-10	
2022 TOTALS			0	0	0	0	0	0	0	0	0	0	0	0	0	0	0	0	0	0	0	0	0	0	0	0	0	7-10

ALBERT HUGGINS' 2021 GXG REGULAR-SEASON STATISTICS (SAINTS)

		TACKLES							INTERCEPTIONS					FUMBLES			ST		MISC									
DATE	OPPONENT	P/S	TK	S	A	SK	YDS	TFL	YDS	QBH	NO	YDS	LG	TD	PD	FF	FR	TD	YDS	TK	S	A	FF	FR	S	A	W/L	SCORE
09/12	Packers																										W	38-3
09/19	at Panthers	P	2	0	2	0	0	0	0	0	0	0	0	0	0	0	0	0	0	0	0	0	0	0	0	0	L	7-26
09/26	at Patriots																										W	28-13
10/03	Giants	P	1	0	1	0	0	0	0	0	1	0	0	0	0	0	0	0	0	0	0	0	0	0	0	0	L	21-27+
10/10	at Football Team	S	1	0	1	0	0	0	0	0	0	0	0	0	0	0	0	0	0	0	0	0	0	0	0	W	33-22	
10/25	at Seahawks																									W	13-10	
10/31	Buccaneers																									W	36-27	
11/07	Falcons																									L	25-27	
11/14	at Titans																									L	21-23	
11/21	at Eagles																									L	29-40	
11/25	Bills																									L	6-31	
12/02	Cowboys	P	2	0	2	0	0	0	0	0	0	0	0	0	0	0	0	0	0	0	0	0	0	0	0	L	17-27	
12/12	at Jets	P	1	0	1	0	0	0	0	0	0	0	0	0	0	0	0	0	0	0	0	0	0	0	0	W	30-9	
12/19	at Buccaneers	P	2	0	2	0	0	0	0	0	0	0	0	0	0	0	0	0	0	0	0	0	0	0	0	W	9-0	
12/27	Dolphins	P	2	0	2	0	0	0	0	0	0	0	0	0	0	0	0	0	0	0	0	0	0	0	0	L	3-20	
01/02	Panthers	P	2	1	1	0	0	0	0	0	0	0	0	0	0	0	0	0	0	0	0	0	0	0	0	W	18-10	
01/09	at Falcons																									W	30-20	
2021 TOTALS		8-1	13	1	12	0	0	0	0	1	0	0	0	0	0	0	0	0	0	0	0	0	0	0	0	0	0	9-8

+- Overtime

ALBERT HUGGINS' 2020 GXG REGULAR-SEASON STATISTICS (EAGLES/LIONS)

		TACKLES							INTERCEPTIONS					FUMBLES			ST		MISC									
DATE	OPPONENT	P/S	T	K	S	ASK	YD	TF	YD	QB	N	YD	L	T	P	F	F	YD	T	F	F	R	S	K	S	A	W/L	SCORE
10/04	at 49ers																										W	25-20
11/01	Cowboys																										W	23-9
11/08	at Vikings																										L	20-34
11/30	Seahawks																									L	17-23	
2020 TOTALS			0	0	0	0	0	0	0	0	0	0	0	0	0	0	0	0	0	0	0	0	0	0	0	0	2-2	

MIKE HUGHES
ACTIVE CORNERBACK

21

Height: 5-10	Weight: 193 lbs
DOB: 2/11/1997 (Age: 26)	School: UCF
Experience: 6 Yrs	Acquired: FA/23
With Falcons: 1 Yr	Hometown: New Bern, N.C.

🏈🏈🏈

- » Has played in 57 games (18 starts) tallying 170 total tackles (134 solo), 20 passes defended, three interceptions, five tackles for loss, six forced fumbles, one fumble recovery, two quarterback hits and one defensive touchdown. He has also registered eight total tackles, three fumble recoveries and one forced fumble on special teams in five seasons for the Vikings, Chiefs and Lions.

Detroit Lions

- » Appeared in 16 games, recording a single-season career-high 48 total tackles (32 solo), three tackles for loss, two quarterback hits and one pass defended while adding three special teams tackles last season for the Lions.

Kansas City Chiefs

- » In 2021, he appeared in 17 games (five starts) for the Chiefs, posting 45 total tackles (38 solo), six passes defended, a single-season career-high four forced fumbles, one fumble recovery, one interceptions and one defensive touchdown while adding two special teams tackles.

Minnesota Vikings

- » In three seasons with the Vikings (2018-20), he played in 24 games (seven starts), recording 77 total tackles (64 solo), 13 passes defended, two interceptions, two forced fumbles, two tackles for loss and one touchdown. He also added three special teams tackles, three fumble recoveries and one forced fumble on special teams.
- » Coached by current Falcons Assistant Head Coach/Defense and former Vikings Defensive Coordinator, Jerry Gray in 2018-19.

🏆🏆🏆

- » AFC Defensive Player of the Week: 2021 (Week 14).

🏈🏈🏈🏈

- » Played three seasons of college football at UCF (2017), Garden City (Kan.) Community College (2016) and North Carolina (2015).
- » Played in 13 games at UCF in 2017, totaling 49 tackles (37 solo), four interceptions, 11 pass defenses, one forced fumble and four total touchdowns. As a kick returner for the Golden Knights, he ranked third in the nation in kickoff return average (31.7) and seventh in kickoff return touchdowns (two).
- » Earned First-Team All-American Athletic Conference honors at cornerback and Second-Team as a return specialist. Also named Second-Team All-American by the Football Writers of America as a kick returner.
- » Appeared in 11 games at Garden City Community College and made 47 tackles and two interceptions alongside two punt return touchdowns en route to a junior college national championship title.
- » Named National Junior College Athletic Association First-Team All-American and Jayhawk Conference Defensive Player of the Year.
- » Played in 11 games as a true freshman at North Carolina in 2015 and tallied 11 tackles (10 solo) and three pass defenses.

🏈🏆🏆🏆🏆

- » Attended New Bern High School in New Bern, NC.
- » Played quarterback at New Bern (N.C.) High School and led the team to a 16-0 record and a 4A state title as the game's MVP.
- » Earned First-Team All-State honors by the Associated Press after throwing for 1,537 passing yards and 1,724 rushing with a combined 41 touchdowns, also contributing as the team's punter.
- » Son of Marcus and Tashida Jones.

TRANSACTIONS

- » Originally drafted by the Minnesota Vikings in the first round (30th overall) of the 2018 NFL Draft.
- » Traded to the Kansas City Chiefs on May 13, 2021.
- » Signed by the Detroit Lions on March 23, 2022.
- » Signed by the Atlanta Falcons on March 20, 2023.

MIKE HUGHES' NFL REGULAR SEASON DEFENSIVE STATISTICS

DATE	TEAM	GP	GS	TK	TACKLES							INTERCEPTIONS							FUMBLES					ST			MISC		
					S	A	TFL	YDS	SK	YDS	QBH	NO	YDS	LG	TD	PD	FF	FR	TD	YDS	TK	S	A	FF	FR	S	A		
2022	Lions	16	6	48	32	16	3	7	0.0	0.0	2	0	0	0	0	1	0	0	0	0	0	0	3	3	0	0	0	0	0
2021	Chiefs	17	5	45	38	7	0	0	0.0	0.0	0	1	0	0	0	6	4	1	1	23	2	2	0	0	0	0	0	0	
2020	Vikings	4	2	13	9	4	0	0	0.0	0.0	0	0	0	0	1	0	0	0	0	0	0	0	0	0	0	0	0	0	
2019	Vikings	14	3	43	37	6	1	1	0.0	0.0	0	1	0	0	0	9	1	0	0	0	2	2	0	1	2	0	0	0	
2018	Vikings	6	2	21	18	3	1	0	0.0	0.0	0	1	28	28	1	3	1	0	0	0	1	1	0	0	1	0	0	0	
NFL TOTALS		57	18	170	134	36	5	8	0.0	0.0	2	3	28	28	1	20	6	1	1	23	8	8	0	1	3	0	0	0	

MIKE HUGHES' NFL POSTSEASON DEFENSIVE STATISTICS

DATE	TEAM	GP	GS	TK	TACKLES							INTERCEPTIONS							FUMBLES					ST			MISC		
					S	A	TFL	YDS	SK	YDS	QBH	NO	YDS	LG	TD	PD	FF	FR	TD	YDS	TK	S	A	FF	FR	S	A		
2021	Chiefs	3	1	4	3	1	0	0	0.0	0.0	0	0	0	0	0	0	0	0	0	0	0	0	0	0	0	0	0	0	
2019	Vikings	0	0	0	0	0	0	0	0.0	0.0	0	0	0	0	0	0	0	0	0	0	0	0	0	0	0	0	0	0	
NFL TOTALS		3	1	4	3	1	0	0	0.0	0.0	0	0	0	0	0	0	0	0	0	0	0	0	0	0	0	0	0	0	

MIKE HUGHES' SINGLE-GAME HIGHS: DEFENSIVE

<p>Total Tackles 10 at Philadelphia Eagles, Oct 03, 2021 9 vs. Las Vegas Raiders, Dec 12, 2021 8 vs. Washington Commanders, Sep 18, 2022</p> <p>Solo Tackles 9 at Philadelphia Eagles, Oct 03, 2021 8 vs. Las Vegas Raiders, Dec 12, 2021 7 at Dallas Cowboys, Nov 10, 2019 ...1 more at 7.</p> <p>Passes Defensed 3 at New York Giants, Oct 06, 2019 3 vs. San Francisco 49ers, Sep 09, 2018 2 at Los Angeles Chargers, Dec 15, 2019 ...1 more at 2.</p> <p>Forced Fumbles 2 vs. Las Vegas Raiders, Dec 12, 2021 1 at Philadelphia Eagles, Oct 03, 2021 1 at Baltimore Ravens, Sep 19, 2021 ...2 more at 1.</p> <p>Fumble Recoveries 1 vs. Las Vegas Raiders, Dec 12, 2021</p> <p>Tackles For Loss 2 vs. Minnesota Vikings, Dec 11, 2022 1 vs. Seattle Seahawks, Oct 02, 2022 1 at Kansas City Chiefs, Nov 03, 2019 ...1 more at 1.</p>	<p>Interceptions 1 vs. Cleveland Browns, Sep 12, 2021 1 at Los Angeles Chargers, Dec 15, 2019 ...1 more at 1.</p> <p>Interception Return Yards 28 vs. San Francisco 49ers, Sep 09, 2018</p> <p>Special Teams Tackles 2 at Kansas City Chiefs, Nov 03, 2019 1 at Minnesota Vikings, Sep 25, 2022 1 vs. Philadelphia Eagles, Sep 11, 2022 ...3 more at 1.</p> <p>Special Teams Forced Fumbles 1 at Kansas City Chiefs, Nov 03, 2019</p> <p>Special Teams Fumble Recoveries 1 vs. Denver Broncos, Nov 17, 2019 1 at Kansas City Chiefs, Nov 03, 2019 ...1 more at 1.</p> <p>Longest Opp Fumble Return 23 vs. Las Vegas Raiders, Dec 12, 2021</p>	<p>1 vs. Cleveland Browns, Sep 12, 2021 1 at Los Angeles Chargers, Dec 15, 2019 ...1 more at 1.</p> <p>28 vs. San Francisco 49ers, Sep 09, 2018 2 at Kansas City Chiefs, Nov 03, 2019 2 at Minnesota Vikings, Sep 25, 2022 1 vs. Philadelphia Eagles, Sep 11, 2022 ...3 more at 1.</p> <p>1 at Kansas City Chiefs, Nov 03, 2019 1 vs. Denver Broncos, Nov 17, 2019 1 at Kansas City Chiefs, Nov 03, 2019 ...1 more at 1.</p> <p>23 vs. Las Vegas Raiders, Dec 12, 2021</p>
--	---	--

MIKE HUGHES' SINGLE-GAME HIGHS - POSTSEASON: DEFENSIVE

<p>Total Tackles 2 vs. Buffalo Bills, Jan 23, 2022 2 vs. Pittsburgh Steelers, Jan 16, 2022</p> <p>Solo Tackles 2 vs. Pittsburgh Steelers, Jan 16, 2022 1 vs. Buffalo Bills, Jan 23, 2022</p>	<p>Special Teams Tackles 1 vs. Cincinnati Bengals, Jan 30, 2022</p>	<p>1 vs. Cincinnati Bengals, Jan 30, 2022</p>
--	--	---

MIKE HUGHES' 2022 GXG REGULAR-SEASON STATISTICS (LIONS)

		TACKLES				INTERCEPTIONS				FUMBLES				ST			MIS		C									
DATE	OPPONENT	P/S	T	K	S	A	SK	YDS	TF	YD	QB	N	YD	L	T	P	F	F	T	YD	T	F	F	S	A	W/L	SCORE	
09/11	Eagles	P	2	0	2	0	0.0	0	0	0	2	0	0	0	0	0	0	0	0	0	0	1	1	0	0	0	L	35-38
09/18	Commanders	S	8	5	3	0	0.0	0	0	0	0	0	0	0	0	0	0	0	0	0	0	0	0	0	0	0	W	36-27
09/25	at Vikings	P	3	2	1	0	0.0	0	0	0	0	0	0	0	0	0	0	0	0	0	0	1	1	0	0	0	L	24-28
10/02	Seahawks	P	3	3	0	0	0.0	1	2	0	0	0	0	0	0	0	0	0	0	0	0	0	0	0	0	0	L	45-48
10/09	at Patriots	P	4	3	1	0	0.0	0	0	0	0	0	0	0	0	0	0	0	0	0	0	0	0	0	0	0	L	0-29
10/23	at Cowboys	P	0	0	0	0	0.0	0	0	0	0	0	0	0	0	0	0	0	0	0	0	0	0	0	0	0	L	6-24
10/30	Dolphins		ON INACTIVE LIST																							L	27-31	
11/06	Packers	S	3	2	1	0	0.0	0	0	0	0	0	0	0	0	0	0	0	0	0	0	0	0	0	0	0	W	15-9
11/13	at Bears	S	1	1	0	0	0.0	0	0	0	0	0	0	0	0	0	0	0	0	0	0	0	0	0	0	0	W	31-30
11/20	at Giants	P	3	2	1	0	0.0	0	0	0	0	0	0	0	0	0	0	0	0	0	0	0	0	0	0	0	W	31-18
11/24	Bills	S	5	2	3	0	0.0	0	0	0	0	0	0	0	0	1	0	0	0	0	0	0	0	0	0	0	L	25-28
12/04	Jaguars	P	0	0	0	0	0.0	0	0	0	0	0	0	0	0	0	0	0	0	0	0	0	0	0	0	0	W	40-14
12/11	Vikings	S	7	6	1	0	0.0	2	5	0	0	0	0	0	0	0	0	0	0	0	0	0	0	0	0	0	W	34-23
12/18	at Jets	P	0	0	0	0	0.0	0	0	0	0	0	0	0	0	0	0	0	0	0	0	1	1	0	0	0	W	20-17
12/24	at Panthers	P	2	1	1	0	0.0	0	0	0	0	0	0	0	0	0	0	0	0	0	0	0	0	0	0	0	L	23-37
01/01	Bears	P	0	0	0	0	0.0	0	0	0	0	0	0	0	0	0	0	0	0	0	0	0	0	0	0	0	W	41-10
01/08	at Packers	S	7	5	2	0	0.0	0	0	0	0	0	0	0	0	0	0	0	0	0	0	0	0	0	0	0	W	20-16
2022 TOTALS		16-6	48	3	1	0	0.0	3	7	2	0	0	0	0	1	0	0	0	0	0	3	3	0	0	0	0	9-8	

MIKE HUGHES' 2021 GXG REGULAR-SEASON STATISTICS (CHIEFS)

		TACKLES				INTERCEPTIONS				FUMBLES				ST			MISC												
DATE	OPPONENT	P/S	TK	S	A	SK	YDS	TFL	YDS	QBH	NO	YDS	LG	TD	PD	FF	FR	TD	YDS	TK	S	A	FF	FR	S	A	W/L	SCORE	
09/12	Browns	P	2	2	0	0	0.0	0	0	0	1	0	0	0	1	0	0	0	0	0	0	0	0	0	0	0	0	W	33-29
09/19	at Ravens	P	2	1	1	0	0.0	0	0	0	0	0	0	0	0	1	0	0	0	0	0	0	0	0	0	0	0	L	35-36
09/26	Chargers	P	2	1	1	0	0.0	0	0	0	0	0	0	0	1	0	0	0	0	0	0	0	0	0	0	0	L	24-30	
10/03	at Eagles	S	10	9	1	0	0.0	0	0	0	0	0	0	0	1	1	0	0	0	0	0	0	0	0	0	0	0	W	42-30
10/10	Bills	P	0	0	0	0	0.0	0	0	0	0	0	0	0	0	0	0	0	0	0	0	0	0	0	0	0	0	L	20-38
10/17	at Football Team	P	4	4	0	0	0.0	0	0	0	0	0	0	0	0	0	0	0	0	0	0	0	0	0	0	0	0	W	31-13
10/24	at Titans	P	0	0	0	0	0.0	0	0	0	0	0	0	0	0	0	0	0	0	0	0	0	0	0	0	0	L	3-27	
11/01	Giants	P	0	0	0	0	0.0	0	0	0	0	0	0	0	0	0	0	0	0	0	0	0	0	0	0	0	W	20-17	
11/07	Packers	P	0	0	0	0	0.0	0	0	0	0	0	0	0	0	0	0	0	0	0	1	1	0	0	0	0	W	13-7	
11/14	at Raiders	P	2	1	1	0	0.0	0	0	0	0	0	0	0	1	0	0	0	0	0	0	0	0	0	0	0	0	W	41-14
11/21	Cowboys	P	1	1	0	0	0.0	0	0	0	0	0	0	0	1	0	0	0	0	0	0	1	1	0	0	0	W	19-9	
12/05	Broncos	S	0	0	0	0	0.0	0	0	0	0	0	0	0	0	0	0	0	0	0	0	0	0	0	0	0	0	W	22-9
12/12	Raiders	S	9	8	1	0	0.0	0	0	0	0	0	0	0	0	2	1	1	23	0	0	0	0	0	0	0	0	W	48-9
12/16	at Chargers	S	5	5	0	0	0.0	0	0	0	0	0	0	0	0	0	0	0	0	0	0	0	0	0	0	0	0	W	34-28+
12/26	Steelers	S	6	4	2	0	0.0	0	0	0	0	0	0	0	0	0	0	0	0	0	0	0	0	0	0	0	0	W	36-10
01/02	at Bengals	P	0	0	0	0	0.0	0	0	0	0	0	0	0	0	0	0	0	0	0	0	0	0	0	0	0	0	L	31-34
01/08	at Broncos	P	2	2	0	0	0.0	0	0	0	0	0	0	0	1	0	0	0	0	0	0	0	0	0	0	0	0	W	28-24
2021 TOTALS		17-5	45	38	7	0	0.0	0	0	0	1	0	0	6	4	1	1	23	2	2	0	0	0	0	0	0	12-5		

+- Overtime

MIKE HUGHES' 2020 GXG REGULAR-SEASON STATISTICS (VIKINGS)

		TACKLES							INTERCEPTIONS				FUMBLES			ST			MISC										
DATE	OPPONENT	P/S	TK	S	A	SK	YDS	TFL	YDS	QBH	NO	YDS	LG	TD	PD	FF	FR	TD	YDS	TK	S	A	FF	FR	S	A	W/L	SCORE	
09/13	Packers	S	7	4	3	0	0	0	0	0	0	0	0	0	0	0	0	0	0	0	0	0	0	0	0	0	L	34-43	
09/20	at Colts	S	4	3	1	0	0	0	0	0	0	0	0	0	0	0	0	0	0	0	0	0	0	0	0	0	L	11-28	
09/27	Titans		ON INACTIVE LIST																										
10/04	at Texans		ON INACTIVE LIST																										
10/11	at Seahawks	P	1	1	0	0	0	0	0	0	0	0	0	0	1	0	0	0	0	0	0	0	0	0	0	0	L	26-27	
10/18	Falcons	P	1	1	0	0	0	0	0	0	0	0	0	0	0	0	0	0	0	0	0	0	0	0	0	0	L	23-40	
11/01	at Packers		INJURED RESERVE																										
11/08	Lions		INJURED RESERVE																										
11/16	at Bears		INJURED RESERVE																										
11/22	Cowboys		INJURED RESERVE																										
11/29	Panthers		INJURED RESERVE																										
12/06	Jaguars		INJURED RESERVE																										
12/13	at Buccaneers		INJURED RESERVE																										
12/20	Bears		INJURED RESERVE																										
12/25	at Saints		INJURED RESERVE																										
01/03	at Lions		INJURED RESERVE																										
2020 TOTALS		4-2	13	9	4	0	0	0	0	0	0	0	0	0	1	0	0	0	0	0	0	0	0	0	0	0	0	7-9	

+ - Overtime

MIKE HUGHES' 2021 GXG POSTSEASON STATISTICS (CHIEFS)

		TACKLES							INTERCEPTIONS				FUMBLES			ST			MISC										
DATE	OPPONENT	P/S	T	K	S	A	SK	YD	TF	YD	QB	N	YD	L	T	P	F	F	TD	YD	T	F	F	T	S	A	W/L	SCORE	
01/16	Steelers	S	2	2	0	0	0	0	0	0	0	0	0	0	0	0	0	0	0	0	0	0	0	0	0	0	0	W	42-21
01/23	Bills	P	2	1	1	0	0	0	0	0	0	0	0	0	0	0	0	0	0	0	0	0	0	0	0	0	0	W	42-36+
01/30	Bengals	P	0	0	0	0	0	0	0	0	0	0	0	0	0	0	0	0	0	0	0	1	0	1	0	0	L	24-27+	
2021 TOTALS		3-1	4	3	1	0	0	0	0	0	0	0	0	0	0	0	0	0	0	0	1	0	1	0	0	0	2-1		

+ - Overtime



📅 📅 📅

- » Has appeared in 28 career games (one start) and has totaled 21 carries for 122 rushing yards and one rushing touchdown and has returned 39 kicks for 1,006 yards over three seasons for the Bucs, 49ers, Lions and Seahawks.
- » In 2022, he played in five games with the Seahawks and returned 11 kicks for 308 yards, including a career-long 50-yard return.
- » Played in all 17 games (one start) with the Lions in 2021 and tallied 18 rushes for 118 rushing yards and one rushing touchdown after converting from safety to running back. Also returned 28 kicks for 697 yards.
- » Appeared in five games with the 49ers and one with the Bucs in 2018.

📅 📅 📅 📅

- » Played four seasons (2014-17) at Northwestern in Evanston, Ill.
- » Appeared in 50 games (43 starts) and recorded 324 total tackles (214 solo), 31 passes defended, seven interceptions, three forced fumbles and three fumble recoveries.
- » Two-time Second-Team All-Big Ten selection.
- » As a redshirt senior in 2017, played in 13 games (12 starts) and led NU defensive backs and ranked third on the team with 78 total tackles (51 solo). Also had a team-best 11 passes defended, two interceptions, one forced fumble and one fumble recovery.
- » Started all 13 games as a redshirt junior in 2016 and led the Wildcats with 108 total tackles (78 solo). Also defended nine passes defended, one forced fumble

and one fumble recovery.

- » As a redshirt sophomore in 2015, started every game and finished second on the team with 87 total tackles (51 solo). Also recorded two passes defended and forced and recovered a fumble.
- » In 2014, played in 11 games (five starts) and tied for the team-lead 51 total tackles (34 solo). Also tallied six passes defended and a career-high three interceptions.
- » Redshirted in 2013 as a freshman.

📅 📅 📅 📅

- » Attended Pickerington North (Ohio) High School.
- » Led Pickerington North to a 12-2 record, a Regional 3 DI Championship and an appearance in the state semifinals after recording 1,985 yards on the ground, 29 touchdowns and 15 catches for 179 receiving yards. Also notched five interceptions, including a pick-six, along with 79 tackles and two forced fumbles as a senior.
- » Selected as the 2012 Collegiate Sports of America PrepStar Player of the Year for Central Ohio.
- » Named First-Team OCC-Ohio Division.
- » Spent the 2020 season with the Seattle Dragons of the XFL.
- » Is the nephew of former NFL K Donald Igwebuike, a Nigerian-born kicker who scored the fourth-most points in Bucs history.
- » Majored in learning and organizational change.
- » Full name is Godwin Eric Igwebuike.
- » Is the son of Leo and Ebony Igwebuike.

TRANSACTIONS

- » Signed by Tampa Bay Buccaneers as a college free agent on May 11, 2018.
- » Released by the Bucs on Sept. 1, 2018.
- » Signed to the Bucs practice squad on Sept. 2, 2018.
- » Released by the Bucs on Nov. 26, 2018.
- » Claimed via waivers by the San Francisco 49ers on Nov. 27, 2018.
- » Released by the 49ers on April 29, 2019.
- » Claimed via waivers by the Philadelphia Eagles on April 30, 2019.
- » Released by the Eagles on Aug. 3, 2019.
- » Claimed via waivers by the N.Y. Jets on Aug. 4, 2019.
- » Released by the Jets on Aug. 31, 2019.
- » Signed to a futures contract with the Detroit Lions on Jan. 14, 2021.
- » Released by the Lions on Aug. 30, 2022.

GODWIN IGWEBUIKE'S NFL POSTSEASON DEFENSIVE STATISTICS

DATE	TEAM	GP	TACKLES							INTERCEPTIONS					FUMBLES					ST				MISC			
			GS	TK	S	A	TFL	YDS	SK	YDS	QBH	NO	YDS	LG	TD	PD	FF	FR	TD	YDS	TK	S	A	FF	FR	S	A
2022	Seahawks	1	0	0	0	0	0	0	0.0	0.0	0	0	0	0	0	0	0	0	0	0	0	0	0	0	0	0	0
NFL TOTALS		1	0	0	0	0	0	0.0	0.0	0	0	0	0	0	0	0	0	0	0	0	0	0	0	0	0	0	

GODWIN IGWEBUIKE'S SINGLE-GAME HIGHS: RUSHING/RECEIVING

<p>Rush Attempts 8 at Denver Broncos, Dec 12, 2021 3 vs. New York Jets, Jan 01, 2023</p> <p>Rushing Yards 3 vs. Philadelphia Eagles, Oct 31, 2021 56 at Pittsburgh Steelers, Nov 14, 2021 25 at Denver Broncos, Dec 12, 2021 18 vs. Philadelphia Eagles, Oct 31, 2021 3.1 at Denver Broncos, Dec 12, 2021</p> <p>Rushing Average 42t at Pittsburgh Steelers, Nov 14, 2021</p> <p>Longest Runs 14 at Pittsburgh Steelers, Nov 14, 2021 11 vs. Chicago Bears, Nov 25, 2021</p> <p>Rushing TDs 1 at Pittsburgh Steelers, Nov 14, 2021</p> <p>Receptions 3 vs. Philadelphia Eagles, Oct 31, 2021 2 vs. Arizona Cardinals, Dec 19, 2021 1 vs. Minnesota Vikings, Dec 05, 2021 ...1 more at 1.</p> <p>Receiving Yards 40 vs. Philadelphia Eagles, Oct 31, 2021 13 vs. Minnesota Vikings, Dec 05, 2021 11 vs. Arizona Cardinals, Dec 19, 2021</p> <p>Receiving Average 13.3 vs. Philadelphia Eagles, Oct 31, 2021</p>	<p>Longest Receptions 18 vs. Philadelphia Eagles, Oct 31, 2021 17 vs. Philadelphia Eagles, Oct 31, 2021 13 vs. Arizona Cardinals, Dec 19, 2021 ...1 more at 13.</p> <p>All-Purpose Yards 184 vs. Philadelphia Eagles, Oct 31, 2021 178 at Pittsburgh Steelers, Nov 14, 2021 104 vs. Carolina Panthers, Dec 11, 2022</p> <p>Kickoff Returns 5 at Pittsburgh Steelers, Nov 14, 2021 4 vs. Philadelphia Eagles, Oct 31, 2021 4 vs. San Francisco 49ers, Sep 12, 2021</p> <p>Kickoff Return Yards 126 vs. Philadelphia Eagles, Oct 31, 2021 122 at Pittsburgh Steelers, Nov 14, 2021 104 vs. Carolina Panthers, Dec 11, 2022</p> <p>Longest Kickoff Return 50 vs. Carolina Panthers, Dec 11, 2022 48 at Kansas City Chiefs, Dec 24, 2022 47 at Seattle Seahawks, Jan 02, 2022</p> <p>Kickoff Return Average 34.7 vs. Carolina Panthers, Dec 11, 2022 31.5 vs. Philadelphia Eagles, Oct 31, 2021 28.0 vs. Chicago Bears, Nov 25, 2021</p> <p>Special Teams Tackles 1 at Seattle Seahawks, Jan 02, 2022 1 vs. Minnesota Vikings, Dec 05, 2021 ...7 more at 1.</p> <p>Most TDs 1 at Pittsburgh Steelers, Nov 14, 2021</p>
--	--

GODWIN IGWEBUIKE'S SINGLE-GAME HIGHS - POSTSEASON: RUSHING/RECEIVING

<p>All-Purpose Yards 150 at San Francisco 49ers, Jan 14, 2023</p> <p>Kickoff Returns 6 at San Francisco 49ers, Jan 14, 2023</p> <p>Kickoff Return Yards 150 at San Francisco 49ers, Jan 14, 2023</p>	<p>Longest Kickoff Return 37 at San Francisco 49ers, Jan 14, 2023 27 at San Francisco 49ers, Jan 14, 2023 25 at San Francisco 49ers, Jan 14, 2023</p> <p>Kickoff Return Average 25.0 at San Francisco 49ers, Jan 14, 2023</p>
---	---

GODWIN IGWEBUIKE'S SINGLE-GAME HIGHS: DEFENSIVE

<p>Special Teams Tackles</p>	<p>1 at Seattle Seahawks, Jan 02, 2022 1 vs. Minnesota Vikings, Dec 05, 2021 ...7 more at 1.</p>
-------------------------------------	--

GODWIN IGWEBUIKE'S 2022 6XG REGULAR-SEASON STATISTICS (SEAHAWKS)

DATE	OPPONENT	P/S	RUSHING					RECEIVING					W/L	SCORE
			NO.	YDS.	AVG.	LG	TD	NO.	YDS.	AVG.	LG	TD		
09/12	Broncos												W	17-16
09/18	at 49ers												L	7-27
09/25	Falcons												L	23-27
10/02	at Lions												W	48-45
10/09	at Saints												L	32-39
10/16	Cardinals												W	19-9
10/23	at Chargers												W	37-23
10/30	Giants												W	27-13
11/06	at Cardinals												W	31-21
11/13	at Buccaneers												L	16-21
11/27	Raiders												L	34-40+
12/04	at Rams												W	27-23
12/11	Panthers	P	0	0	0.0	0	0	0	0	0.0	0	0	L	24-30
12/15	49ers	P	0	0	0.0	0	0	0	0	0.0	0	0	L	13-21
12/24	at Chiefs												L	10-24
01/01	Jets	P	3	4	1.3	4	0	1	3	3.0	3	0	W	23-6
01/08	Rams	P	0	0	0.0	0	0	0	0	0.0	0	0	W	19-16+
2022 TOTALS		4-0	3	4	1.3	4	0	1	3	3.0	3	0	9-8	

+ - Overtime

GODWIN IGWEBUIKE'S 2021 GXG REGULAR-SEASON STATISTICS (LIONS)

DATE	OPPONENT	P/S	RUSHING					RECEIVING					W/L/T	SCORE
			NO.	YDS.	AVG.	LG	TD	NO.	YDS.	AVG.	LG	TD		
09/12	49ers	P	0	0	0.0	0	0	0	0	0.0	0	0	L	33-41
09/20	at Packers	P	0	0	0.0	0	0	0	0	0.0	0	0	L	17-35
09/26	Ravens	P	0	0	0.0	0	0	0	0	0.0	0	0	L	17-19
10/03	at Bears	P	0	0	0.0	0	0	0	0	0.0	0	0	L	14-24
10/10	at Vikings	P	0	0	0.0	0	0	0	0	0.0	0	0	L	17-19
10/17	Bengals	P	0	0	0.0	0	0	0	0	0.0	0	0	L	11-34
10/24	at Rams	P	0	0	0.0	0	0	0	0	0.0	0	0	L	19-28
10/31	Eagles	P	3	18	6.0	9	0	3	40	13.3	18	0	L	6-44
11/14	at Steelers	P	2	56	28.0	42t	1	0	0	0.0	0	0	T	16-16
11/21	at Browns	P	0	0	0.0	0	0	1	-4	-4.0	-4	0	L	10-13
11/25	Bears	P	1	11	11.0	11	0	0	0	0.0	0	0	L	14-16
12/05	Vikings	P	2	8	4.0	6	0	1	13	13.0	13	0	W	29-27
12/12	at Broncos	S	8	25	3.1	6	0	0	0	0.0	0	0	L	10-38
12/19	Cardinals	P	2	0	0.0	0	0	2	11	5.5	13	0	W	30-12
12/26	at Falcons	P	0	0	0.0	0	0	0	0	0.0	0	0	L	16-20
01/02	at Seahawks	P	0	0	0.0	0	0	0	0	0.0	0	0	L	29-51
01/09	Packers	P	0	0	0.0	0	0	0	0	0.0	0	0	W	37-30
2021 TOTALS		17-1	18	118	6.6	42T	1	7	60	8.6	18	0	3-13-1	

GODWIN IGWEBUIKE'S 2020 GXG REGULAR-SEASON STATISTICS (JETS)

DATE	OPPONENT	P/S	RUSHING					RECEIVING					W/L	SCORE
			NO.	YDS.	AVG.	LG	TD	NO.	YDS.	AVG.	LG	TD		
09/13	at Bills												L	17-27
09/20	49ers												L	13-31
09/27	at Colts												L	7-36
10/01	Broncos												L	28-37
10/11	Cardinals												L	10-30
10/18	at Dolphins												L	0-24
10/25	Bills												L	10-18
11/01	at Chiefs												L	9-35
11/09	Patriots												L	27-30
11/22	at Chargers												L	28-34
11/29	Dolphins												L	3-20
12/06	Raiders												L	28-31
12/13	at Seahawks												L	3-40
12/20	at Rams												W	23-20
12/27	Browns												W	23-16
01/03	at Patriots												L	14-28
2020 TOTALS		0-0	0	0	0.0	0	0	0	0	0.0	0	0	2-14	

GODWIN IGWEBUIKE'S 2022 GXG POSTSEASON STATISTICS (SEAHAWKS)

DATE	OPPONENT	P/S	RUSHING					RECEIVING					W/L	SCORE
			NO.	YDS.	AVG.	LG	TD	NO.	YDS.	AVG.	LG	TD		
01/14	at 49ers	P	0	0	0.0	0	0	0	0	0.0	0	0	L	23-41
2022 TOTALS		1-0	0	0	0.0	0	0	0	0	0.0	0	0	0-1	

GODWIN IGWEBUIKE'S 2022 GXG REGULAR-SEASON STATISTICS (SEAHAWKS)

DATE	OPPONENT	P/S	TACKLES					INTERCEPTIONS					FUMBLES			ST		MISC		W/L	SCORE						
			TK	S	A	SK	YDS	TFL	YDS	QBH	NO	YDS	LG	TD	PD	FF	FR	TD	YDS			TK	S	A	FF	FR	S
09/12	Broncos																									W	17-16
09/18	at 49ers																									L	7-27
09/25	Falcons																									L	23-27
10/02	at Lions																									W	48-45
10/09	at Saints																									L	32-39
10/16	Cardinals																									W	19-9
10/23	at Chargers																									W	37-23
10/30	Giants																									W	27-13
11/06	at Cardinals																									W	31-21
11/13	at Buccaneers																									L	16-21
11/27	Raiders																									L	34-40+
12/04	at Rams																									W	27-23
12/11	Panthers	P	0	0	0	0	0	0	0	0	0	0	0	0	0	0	0	0	0	0	0	0	0	0	0	L	24-30
12/15	49ers	P	0	0	0	0	0	0	0	0	0	0	0	0	0	0	0	0	0	0	0	0	0	0	0	L	13-21
12/24	at Chiefs																									L	10-24
01/01	Jets	P	0	0	0	0	0	0	0	0	0	0	0	0	0	0	0	0	0	0	0	0	0	0	0	W	23-6
01/08	Rams	P	0	0	0	0	0	0	0	0	0	0	0	0	0	0	0	0	0	0	0	0	0	0	0	W	19-16+
2022 TOTALS	4-0		0	0	0	0	0	0	0	0	0	0	0	0	0	0	0	0	0	0	0	0	0	0	0	0	9-8

+ - Overtime

GODWIN IGWEBUIKE'S 2021 GXG REGULAR-SEASON STATISTICS (LIONS)

DATE	OPPONENT	P/S	TACKLES					INTERCEPTIONS					FUMBLES			ST		MISC		W/L	SCORE						
			TK	S	A	SK	YDS	TFL	YDS	QBH	NO	YDS	LG	TD	PD	FF	FR	TD	YDS			TK	S	A	FF	FR	S
09/12	49ers	P	0	0	0	0	0	0	0	0	0	0	0	0	0	0	0	0	0	0	0	0	0	0	0	L	33-41
09/20	at Packers	P	0	0	0	0	0	0	0	0	0	0	0	0	0	0	0	0	0	0	0	0	0	0	0	L	17-35
09/26	Ravens	P	0	0	0	0	0	0	0	0	0	0	0	0	0	0	0	0	0	0	0	0	0	0	0	L	17-19
10/03	at Bears	P	0	0	0	0	0	0	0	0	0	0	0	0	0	0	0	0	0	0	0	0	0	0	0	L	14-24
10/10	at Vikings	P	0	0	0	0	0	0	0	0	0	0	0	0	0	0	0	0	0	0	0	0	0	0	0	L	17-19
10/17	Bengals	P	0	0	0	0	0	0	0	0	0	0	0	0	0	0	0	0	0	0	0	0	0	0	0	L	11-34
10/24	at Rams	P	0	0	0	0	0	0	0	0	0	0	0	0	0	0	0	0	0	0	0	0	0	0	0	L	19-28
10/31	Eagles	P	0	0	0	0	0	0	0	0	0	0	0	0	0	0	0	0	0	0	0	0	0	0	0	L	6-44
11/14	at Steelers	P	0	0	0	0	0	0	0	0	0	0	0	0	0	0	0	0	0	0	0	0	0	0	0	T	16-16
11/21	at Browns	P	0	0	0	0	0	0	0	0	0	0	0	0	0	0	0	0	0	0	0	0	0	0	0	L	10-13
11/25	Bears	P	0	0	0	0	0	0	0	0	0	0	0	0	0	0	0	0	0	0	0	0	0	0	0	L	14-16
12/05	Vikings	P	0	0	0	0	0	0	0	0	0	0	0	0	0	0	0	0	0	0	0	0	0	0	0	W	29-27
12/12	at Broncos	S	0	0	0	0	0	0	0	0	0	0	0	0	0	0	0	0	0	0	0	0	0	0	0	L	10-38
12/19	Cardinals	P	0	0	0	0	0	0	0	0	0	0	0	0	0	0	0	0	0	0	0	0	0	0	0	W	30-12
12/26	at Falcons	P	0	0	0	0	0	0	0	0	0	0	0	0	0	0	0	0	0	0	0	0	0	0	0	L	16-20
01/02	at Seahawks	P	0	0	0	0	0	0	0	0	0	0	0	0	0	0	0	0	0	0	0	0	0	0	0	L	29-51
01/09	Packers	P	0	0	0	0	0	0	0	0	0	0	0	0	0	0	0	0	0	0	0	0	0	0	0	W	37-30
2021 TOTALS	17-1		0	0	0	0	0	0	0	0	0	0	0	0	0	0	0	0	0	0	0	0	0	0	0	3-13-1	

GODWIN IGWEBUIKE'S 2020 GXG REGULAR-SEASON STATISTICS (JETS)

		TACKLES					INTERCEPTIONS					FUMBLES			ST			MIS						
DATE	OPPONENT	P/S	T	YD	TF	YD	QB	N	YD	L	T	P	F	F	YD	T	F	F	S	A	W/L	SCORE		
			K	S	ASK	S	L	S	H	O	S	G	D	D	F	R	D	S	K	SAF	R	S	A	
09/13	at Bills																				L	17-27		
09/20	49ers																				L	13-31		
09/27	at Colts																				L	7-36		
10/01	Broncos																				L	28-37		
10/11	Cardinals																				L	10-30		
10/18	at Dolphins																				L	0-24		
10/25	Bills																				L	10-18		
11/01	at Chiefs																				L	9-35		
11/09	Patriots																				L	27-30		
11/22	at Chargers																				L	28-34		
11/29	Dolphins																				L	3-20		
12/06	Raiders																				L	28-31		
12/13	at Seahawks																				L	3-40		
12/20	at Rams																				W	23-20		
12/27	Browns																				W	23-16		
01/03	at Patriots																				L	14-28		
2020 TOTALS			0	0	0	0.0	0	0	0	0	0	0	0	0	0	0	0	0	0	0	0	0	0	2-14

GODWIN IGWEBUIKE'S 2022 GXG POSTSEASON STATISTICS (SEAHAWKS)

		TACKLES					INTERCEPTIONS					FUMBLES			ST			MIS							
DATE	OPPONENT	P/S	T	YD	TF	YD	QB	N	YD	L	T	P	F	F	YD	T	F	F	S	A	W/L	SCORE			
			K	S	ASK	S	L	S	H	O	S	G	D	D	F	R	D	S	K	SAF	R	S	A		
01/14	at 49ers	P	0	0	0	0.0	0	0	0	0	0	0	0	0	0	0	0	0	0	0	0	0	0	L	23-41
2022 TOTALS			1	0	0	0.0	0	0	0	0	0	0	0	0	0	0	0	0	0	0	0	0	0	0	0-1



ᲧᲣ ᲗᲣ ᲗᲣ ᲗᲣ ᲗᲣ

- » Started all 17 games, totaling 61 total tackles (31 solo), 17 quarterback hits, 12 tackles for loss, 6.0 sacks and three passes defended.
- » Led the team with 17 quarterback hits, 12 tackles for loss and 6.0 sacks.
- » With 32.5 career sacks, he now has the 10th-most sacks in franchise history, surpassing Brady Smith (32.0 sacks).

ᲧᲣ ᲗᲣ ᲗᲣ

- » Has seen action in 127 games with 112 starts while totaling 420 tackles (229 solo) with 32.5 sacks, 66 tackles for loss, five forced fumbles, three fumble recoveries, 106 quarterback hits and four passes defended.
- » Started all 17 games totaling 59 total tackles (38 solo), 1.0 sack, three tackles for loss, one fumble recovery, 12 quarterback hits and one pass defended in 2021.
- » Tallied 52 total tackles (27 solo), 4.0 sacks, eight tackles for loss, 20 quarterback hits and one fumble recovery in 16 games with 16 starts in 2020 and was named to his second-consecutive Pro Bowl.
- » Started all 16 games in 2019. Recorded 69 tackles (38 solo), 12 tackles for loss, career-high 7.5 sacks, 16 quarterback hits and two forced fumbles.
- » Selected to his first career Pro Bowl in 2019.
- » Started all 16 games in 2017, tallying 56 tackles (35 solo), 15 tackles for loss, four sacks, and 13 quarterback hits. Logged two tackles and two quarterback hits in two postseason games. Finished the regular season tied with Rams DT Aaron Donalds for the league lead in tackles for loss by a defensive tackle.
- » Played in 16 games with 14 starts and totaled 47 tackles (20 solo) while adding three sacks, four tackles for loss, and one fumble recovery in 2016.
- » Tied an NFL record with three sacks in Super Bowl LI against New England. Since sacks became an official statistic in 1982, three other players have posted three in the Super Bowl - Darnell Dockett, Kony Ealy, and Reggie White.
- » Played in 15 games, making two starts, and totaled 24 tackles (13 solo) with one sack, four tackles for loss and two quarterback hits as a rookie in 2015. Had his best game as a rookie at Tampa Bay (12/6), logging four tackles, one tackle for loss, and his first career sack. Made his first career start at Carolina (12/13). Posted a career-best six tackles.

ᲧᲣ ᲗᲣ ᲗᲣ

- » Pro Bowl Selection (2x - 2019-20)
- » NFC Defensive Player of the Week (Week 15, 2018)

- » Atlanta Falcons Walter Payton NFL Man of the Year Nominee (2018)

ᲧᲣ ᲗᲣ ᲗᲣ ᲗᲣ

- » Played four seasons (2011-14) at Clemson University in Clemson, SC.
- » Played in 48 career games (37 starts), finishing his career with 207 total tackles, 29.5 tackles for loss, 5.5 sacks, two forced fumbles and four fumble recoveries.
- » In 2014, he was named a permanent co-captain and was named a third-team All-American by Athlon. He was also selected first-team All-ACC. He started all 13 games during his senior year in 2014 and recorded 73 total tackles, 10 tackles for loss, 1.5 sacks, two forced fumbles and one fumble recovery.
- » In 2013 he posted 83 tackles, 11 tackles for loss, two sacks and two fumble recoveries. He earned All-ACC honors from the media and coaches as well.
- » In 2012, he was selected as an honorable mention All-American, an honorable mention All-ACC pick and was named the co-defensive player of the year by Clemson's coaching staff.

ᲧᲣ ᲗᲣ ᲗᲣ ᲗᲣ

- » Born in Atlanta, Ga.
- » Attended Rockdale County High School in Conyers, Ga.
- » Recorded 101 total tackles, 31.5 tackles for loss and nine sacks as a senior in 2013.
- » Three-time all-regional selection on defense and second-team all-region on offense as a senior.
- » Selected to participate in the North-South All-Star game in Georgia and Florida Maxx Scout All-Star Bowl.
- » Three-time selection as the team's top defensive player.
- » Two-time all-state selection at Rockdale County High School.
- » Also wrestled in high school, winning the state heavyweight title as a senior and placing fourth in the state as a junior.
- » Won the state title in the shotput as a senior.
- » Rockdale County High School Athlete-of-the-Year as a senior and honored by the Superintendent Office and the County Board of Commissioners.
- » Son of Elisha Jarrett.
- » Graduated from Clemson with a degree in Management in December 2014.

IN THE COMMUNITY

ოცნავეი ჯონ

- » Hosted Thanksgiving dinner for men at The Shepard's Inn.
- » Participated in Hometown Huddle where the entire team volunteered and cleaned Anderson Park in Atlanta.
- » Spent time at the TAPS Young Adult Summit at Mercedes-Benz Stadium and welcomed the group to Atlanta.

ზინა ლენ ოპორეს ობონ

- » During his rookie season in 2015, Jarret started 'Big Men Don't Bully' - an anti-bullying campaign that educates youth about the harmful effects of bullying. In 2016, Jarrett received the opportunity to speak to elected leaders at the State House of Representatives at the Georgia State Capital to advocate the campaign's anti-bullying efforts.

ტობობიონ

- » Jarrett was nominated as the Falcons 2018 Walter Payton NFL Man of the Year.

TRANSACTIONS

- » Selected by the Falcons in the fifth round (137th overall) of the 2015 NFL Draft.
- » Placed under franchise tag on March 4, 2019.

REGULAR SEASON COMPARISON: DEFENSIVE - CAROLINA PANTHERS

DATE	OPP	W/L	GP/GS	TACKLES							MISC					
				TOT	SOLO	ASST	SACK	YDS.	INT	TFL	PD	QBH	TD	FF	FR	
12/13/15	ATL @ CAR	L	S	6	0	6	0.0	0.0	0	0	0	0	0	0	0	0
10/2/16	ATL vs. CAR	W	P	1	0	1	0.0	0.0	0	0	0	0	0	0	0	0
12/24/16	ATL @ CAR	W	S	4	1	3	0.0	0.0	0	0	0	1	0	0	0	0
11/5/17	ATL @ CAR	L	S	6	4	2	0.0	0.0	0	1	0	1	0	0	0	0
12/31/17	ATL vs. CAR	W	S	3	3	0	1.0	11.0	0	3	0	2	0	0	0	0
9/16/18	ATL vs. CAR	W	S	5	2	3	0.0	0.0	0	0	0	3	0	0	0	0
12/23/18	ATL @ CAR	W	S	3	1	2	0.0	0.0	0	0	0	2	0	0	0	0
11/17/19	ATL @ CAR	W	S	0	0	0	0.0	0.0	0	0	0	1	0	0	0	0
12/8/19	ATL vs. CAR	W	S	4	4	0	0.0	0.0	0	1	0	0	0	0	0	0
10/11/20	ATL vs. CAR	L	S	3	0	3	0.0	0.0	0	0	0	1	0	0	0	0
10/29/20	ATL @ CAR	W	S	5	1	4	0.0	0.0	0	0	0	0	0	0	0	0
10/31/21	ATL vs. CAR	L	S	4	2	2	0.0	0.0	0	1	0	1	0	0	0	0
12/12/21	ATL @ CAR	W	S	4	2	2	0.0	0.0	0	0	0	1	0	0	0	1
10/30/22	ATL vs. CAR	W	S	4	3	1	0.0	0.0	0	2	0	0	0	0	0	0
11/10/22	ATL @ CAR	L	S	5	1	4	0.0	0.0	0	0	0	1	0	0	0	0
TOTALS			10/5 15/14	57	24	33	1.0	11.0	0	8	0	14	0	0	0	1

GRADY JARRETT'S NFL REGULAR SEASON DEFENSIVE STATISTICS

		TACKLES										INTERCEPTIONS					FUMBLES					ST			MISC		
DATE	TEAM	GP	GS	TK	S	A	TF	YD	SK	YDS	QB	N	YD	L	P	F	F	T	YD	T	F	F	F	S	A	C	
2022	Falcons	17	17	61	30	31	12	57	6.0	50.0	17	0	0	0	0	3	0	0	0	0	0	0	0	0	0	0	0
2021	Falcons	17	17	59	38	21	3	15	1.0	11.0	12	0	0	0	0	1	0	1	0	0	0	0	0	0	0	0	
2020	Falcons	16	16	52	27	25	8	38	4.0	29.5	21	0	0	0	0	0	1	0	3	0	0	0	0	0	0		
2019	Falcons	16	16	69	38	31	12	62	7.5	49.0	16	0	0	0	0	2	0	0	0	0	0	0	0	0	0		
2018	Falcons	14	14	52	27	25	8	38	6.0	36.0	16	0	0	0	0	3	0	0	0	0	0	0	0	0	0		
2017	Falcons	16	16	55	34	21	15	64	4.0	33.0	13	0	0	0	0	0	0	0	0	0	0	0	0	0	0		
2016	Falcons	16	14	48	21	27	4	21	3.0	18.0	9	0	0	0	0	0	1	0	0	0	0	0	0	0	0		
2015	Falcons	15	2	24	13	11	4	14	1.0	5.0	2	0	0	0	0	0	0	0	0	0	0	0	0	0	0		
NFL TOTALS		127	112	420	228	192	66	309	32.5	231.5	106	0	0	0	0	4	5	3	0	3	0	0	0	0	0	0	

GRADY JARRETT'S NFL POSTSEASON DEFENSIVE STATISTICS

		TACKLES										INTERCEPTIONS					FUMBLES					ST			MISC		
DATE	TEAM	GP	GS	TK	S	A	TF	YDS	SK	YDS	QB	N	YDS	LG	TD	PD	FF	FR	TD	YDS	TK	S	A	FF	FR	S	A
2017	Falcons	2	2	2	2	0	0	0.0	0.0	2	0	0	0	0	0	0	0	0	0	0	0	0	0	0	0	0	0
2016	Falcons	3	3	10	7	3	3	11	3.0	11.0	5	0	0	0	0	0	0	0	0	0	0	0	0	0	0	0	
NFL TOTALS		5	5	12	9	3	3	11	3.0	11.0	7	0	0	0	0	0	0	0	0	0	0	0	0	0	0	0	

GRADY JARRETT'S SINGLE-GAME HIGHS: DEFENSIVE

<p>Total Tackles 8 vs. Seattle Seahawks, Oct 27, 2019 7 at New Orleans Saints, Nov 22, 2020 7 at Houston Texans, Oct 06, 2019 ...6 more at 7.</p> <p>Solo Tackles 5 at New Orleans Saints, Nov 07, 2021 5 vs. New Orleans Saints, Nov 28, 2019 ...2 more at 5.</p> <p>Sacks 2.5 at New Orleans Saints, Nov 10, 2019 2.0 vs. Arizona Cardinals, Dec 16, 2018 2.0 vs. New York Giants, Oct 22, 2018</p> <p>Passes Defensed 1 vs. Chicago Bears, Nov 20, 2022 1 at Cincinnati Bengals, Oct 23, 2022 ...2 more at 1.</p>	<p>Forced Fumbles 2 vs. Baltimore Ravens, Dec 02, 2018 1 at Houston Texans, Oct 06, 2019 1 at Minnesota Vikings, Sep 08, 2019 ...1 more at 1.</p> <p>Fumble Recoveries 1 at Carolina Panthers, Dec 12, 2021 1 at Dallas Cowboys, Sep 20, 2020 ...1 more at 1.</p> <p>Tackles For Loss 3 at Seattle Seahawks, Sep 25, 2022 3 vs. Carolina Panthers, Dec 31, 2017 ...1 more at 3.</p> <p>Longest Opp Fumble Return 3 at Dallas Cowboys, Sep 20, 2020</p>
--	--

GRADY JARRETT'S SINGLE-GAME HIGHS - POSTSEASON: DEFENSIVE

<p>Total Tackles 5 vs. New England Patriots, Feb 05, 2017 4 vs. Seattle Seahawks, Jan 14, 2017 2 at Philadelphia Eagles, Jan 13, 2018</p> <p>Solo Tackles 4 vs. New England Patriots, Feb 05, 2017 3 vs. Seattle Seahawks, Jan 14, 2017 2 at Philadelphia Eagles, Jan 13, 2018</p>	<p>Sacks 3.0 vs. New England Patriots, Feb 05, 2017</p> <p>Tackles For Loss 3 vs. New England Patriots, Feb 05, 2017</p>
--	--

GRADY JARRETT'S 2022 GXG REGULAR-SEASON STATISTICS (FALCONS)

DATE	OPPONENT	P/S	TACKLES					INTERCEPTIONS				FUMBLES			ST		MISC		W/L	SCORE										
			T	K	S	A	SK	YDS	FLY	YDS	QB	H	N	YDS	LG	TD	PD	FF			FR	TD	YDS	T	K	S	A	FF	FR	S
09/11	Saints	S	6	3	3	1.5	14.0	1	8	2	0	0	0	0	0	0	0	0	0	0	0	0	0	0	0	0	0	0	L	26-27
09/18	at Rams	S	0	0	0	0.0	0.0	0	0	0	0	0	0	0	0	0	0	0	0	0	0	0	0	0	0	0	0	L	27-31	
09/25	at Seahawks	S	5	4	1	1.0	10.0	3	16	1	0	0	0	0	0	0	0	0	0	0	0	0	0	0	0	0	0	W	27-23	
10/02	Browns	S	5	3	2	1.0	8.0	1	8	2	0	0	0	0	0	0	0	0	0	0	0	0	0	0	0	0	0	W	23-20	
10/09	at Buccaneers	S	4	3	1	0.0	0.0	0	0	2	0	0	0	0	0	0	0	0	0	0	0	0	0	0	0	0	0	L	15-21	
10/16	49ers	S	3	0	3	0.0	0.0	0	0	0	0	0	0	0	0	1	0	0	0	0	0	0	0	0	0	0	0	W	28-14	
10/23	at Bengals	S	2	1	1	1.0	6.0	1	6	3	0	0	0	0	1	0	0	0	0	0	0	0	0	0	0	0	0	L	17-35	
10/30	Panthers	S	4	3	1	0.0	0.0	2	2	0	0	0	0	0	0	0	0	0	0	0	0	0	0	0	0	0	0	W	37-34+	
11/06	Chargers	S	3	2	1	0.0	0.0	1	1	0	0	0	0	0	0	0	0	0	0	0	0	0	0	0	0	0	0	L	17-20	
11/10	at Panthers	S	5	1	4	0.0	0.0	0	0	1	0	0	0	0	0	0	0	0	0	0	0	0	0	0	0	0	0	L	15-25	
11/20	Bears	S	2	1	1	1.0	8.0	1	8	1	0	0	0	0	1	0	0	0	0	0	0	0	0	0	0	0	0	W	27-24	
11/27	at Commanders	S	5	1	4	0.0	0.0	0	0	1	0	0	0	0	0	0	0	0	0	0	0	0	0	0	0	0	0	L	13-19	
12/04	Steelers	S	4	3	1	0.0	0.0	0	0	0	0	0	0	0	0	0	0	0	0	0	0	0	0	0	0	0	0	L	16-19	
12/18	at Saints	S	5	1	4	0.5	4.0	1	3	1	0	0	0	0	0	0	0	0	0	0	0	0	0	0	0	0	0	L	18-21	
12/24	at Ravens	S	2	1	1	0.0	0.0	0	0	0	0	0	0	0	0	0	0	0	0	0	0	0	0	0	0	0	0	L	9-17	
01/01	Cardinals	S	3	1	2	0.0	0.0	0	0	2	0	0	0	0	0	0	0	0	0	0	0	0	0	0	0	0	0	W	20-19	
01/08	Buccaneers	S	3	2	1	0.0	0.0	1	5	1	0	0	0	0	0	0	0	0	0	0	0	0	0	0	0	0	0	W	30-17	
2022 TOTALS			17	17	61	30	31	6.0	50.0	12	57	17	0	0	0	0	3	0	0	0	0	0	0	0	0	0	0	0	7	10

+ - Overtime

GRADY JARRETT'S 2021 GXG REGULAR-SEASON STATISTICS (FALCONS)

DATE	OPPONENT	P/S	TACKLES					INTERCEPTIONS				FUMBLES			ST		MISC		W/L	SCORE									
			T	K	S	A	SK	YD	TF	YD	QB	H	N	YD	L	T	P	F			F	T	YD	T	K	S	A	FF	FR
09/12	Eagles	S	0	0	0	0	0.0	0	0	0	0	0	0	0	0	0	0	0	0	0	0	0	0	0	0	0	0	L	6-32
09/19	at Buccaneers	S	4	2	2	0	0.0	0	0	1	0	0	0	0	0	0	0	0	0	0	0	0	0	0	0	0	0	L	25-48
09/26	at Giants	S	4	4	0	1.0	11.0	1	11	2	0	0	0	0	0	0	0	0	0	0	0	0	0	0	0	0	0	W	17-14
10/03	Football Team	S	2	2	0	0	0.0	0	0	0	0	0	0	0	0	0	0	0	0	0	0	0	0	0	0	0	0	L	30-34
10/10	Jets	S	3	3	0	0	0.0	0	0	0	0	0	0	0	0	0	0	0	0	0	0	0	0	0	0	0	0	W	27-20
10/24	at Dolphins	S	5	4	1	0	0.0	0	0	2	0	0	0	0	0	0	0	0	0	0	0	0	0	0	0	0	0	W	30-28
10/31	Panthers	S	4	2	2	0	0.0	1	1	1	0	0	0	0	0	0	0	0	0	0	0	0	0	0	0	0	0	L	13-19
11/07	at Saints	S	5	5	0	0	0.0	0	0	1	0	0	0	0	1	0	0	0	0	0	0	0	0	0	0	0	0	W	27-25
11/14	at Cowboys	S	5	2	3	0	0.0	1	3	1	0	0	0	0	0	0	0	0	0	0	0	0	0	0	0	0	0	L	3-43
11/18	Patriots	S	2	0	2	0	0.0	0	0	0	0	0	0	0	0	0	0	0	0	0	0	0	0	0	0	0	0	L	0-25
11/28	at Jaguars	S	2	1	1	0	0.0	0	0	1	0	0	0	0	0	0	0	0	0	0	0	0	0	0	0	0	0	W	21-14
12/05	Buccaneers	S	4	2	2	0	0.0	0	0	1	0	0	0	0	0	0	0	0	0	0	0	0	0	0	0	0	0	L	17-30
12/12	at Panthers	S	4	2	2	0	0.0	0	0	1	0	0	0	0	0	0	1	0	0	0	0	0	0	0	0	0	0	W	29-21
12/19	at 49ers	S	6	4	2	0	0.0	0	0	1	0	0	0	0	0	0	0	0	0	0	0	0	0	0	0	0	0	L	13-31
12/26	Lions	S	3	2	1	0	0.0	0	0	0	0	0	0	0	0	0	0	0	0	0	0	0	0	0	0	0	0	W	20-16
01/02	at Bills	S	5	2	3	0	0.0	0	0	0	0	0	0	0	0	0	0	0	0	0	0	0	0	0	0	0	0	L	15-29
01/09	Saints	S	1	1	0	0	0.0	0	0	0	0	0	0	0	0	0	0	0	0	0	0	0	0	0	0	0	0	L	20-30
2021 TOTALS			17	17	59	3	2	1.0	11.0	3	15	12	0	0	0	0	1	0	1	0	0	0	0	0	0	0	0	7	10

+ - Overtime

GRADY JARRETT'S 2020 GXG REGULAR-SEASON STATISTICS (FALCONS)

DATE	OPPONENT	P/S	TACKLES						INTERCEPTIONS				FUMBLES				ST			MIS		SCORE					
			T	K	S	A	ASK	YD	TF	YD	QB	N	YD	L	T	P	F	F	T	YD	T		F	F	S	A	W/L
09/13	Seahawks	S	5	2	3	1.5	11.0	1	8	3	0	0	0	0	0	0	0	0	0	0	0	0	0	0	0	L	25-38
09/20	at Cowboys	S	5	2	3	0	0.0	1	0	0	0	0	0	0	0	0	1	0	3	0	0	0	0	0	L	39-40	
09/27	Bears	S	4	3	1	1.0	6.0	2	11	2	0	0	0	0	0	0	0	0	0	0	0	0	0	0	L	26-30	
10/05	at Packers	S	4	3	1	0	0.0	1	3	0	0	0	0	0	0	0	0	0	0	0	0	0	0	0	L	16-30	
10/11	Panthers	S	3	0	3	0	0.0	0	0	1	0	0	0	0	0	0	0	0	0	0	0	0	0	0	L	16-23	
10/18	at Vikings	S	1	1	0	0	0.0	0	0	2	0	0	0	0	0	0	0	0	0	0	0	0	0	0	W	40-23	
10/25	Lions	S	2	1	1	0	0.0	0	0	4	0	0	0	0	0	0	0	0	0	0	0	0	0	0	L	22-23	
10/29	at Panthers	S	5	1	4	0	0.0	0	0	0	0	0	0	0	0	0	0	0	0	0	0	0	0	0	W	25-17	
11/08	Broncos	S	3	2	1	0	0.0	1	5	2	0	0	0	0	0	0	0	0	0	0	0	0	0	0	W	34-27	
11/22	at Saints	S	7	4	3	0	4.5	0	0	2	0	0	0	0	0	0	0	0	0	0	0	0	0	0	L	9-24	
11/29	Raiders	S	0	0	0	0	0.0	0	0	1	0	0	0	0	0	0	0	0	0	0	0	0	0	0	W	43-6	
12/06	Saints	S	3	1	2	0	0.0	0	0	1	0	0	0	0	0	0	0	0	0	0	0	0	0	0	L	16-21	
12/13	at Chargers	S	5	4	1	0	0.0	0	0	0	0	0	0	0	0	0	0	0	0	0	0	0	0	0	L	17-20	
12/20	Buccaneers	S	1	1	0	1.0	8.0	1	8	1	0	0	0	0	0	0	0	0	0	0	0	0	0	0	L	27-31	
12/27	at Chiefs	S	3	1	2	0	0.0	1	3	2	0	0	0	0	0	0	0	0	0	0	0	0	0	0	L	14-17	
01/03	at Buccaneers	S	1	1	0	0	0.0	0	0	0	0	0	0	0	0	0	0	0	0	0	0	0	0	0	L	27-44	
2020 TOTALS		16-16	52	2	2	4	29.5	8	38	21	0	0	0	0	0	1	0	3	0	0	0	0	0	0	4-12		



ΤΥ ΑΘΛΗΤΙΚΗ ΟΔΟΣ

- » Played in all 17 games, making 32-of-37 field goal attempts (86.5 percent), with a long of 54.
- » His 32 field goal makes are tied for the sixth-most in a single season in franchise history.
- » He made a career-high nine field goals of 40-or-more yards.
- » Made at least three field goals in six games for the second time in the past three seasons (seven in 2020).
- » He also made two game-winning field goals in Week 8 vs. Carolina and Week 17 vs. Arizona.

ΟΥΣ ΑΘΛΗΤΙΚΕΣ ΑΝΑΜΟΧΕΤΕΣ

Played in 17 games making 27-of-29 (93.1 percent) field goal attempts with a long of 54 yards in 2021.

- » Made three game-winning field goals (Week 3, 7, and 9) in 2021. Koo was one field goal short to sharing the NFL record for most game-winning field goals in a season (4) with Jason Elam (2007) and Matt Prater (2011).
- » Made 37-of-39 attempts (94.9 percent), including 8-of-8 from at least 50 yards and 33 extra point attempts for a career-high 144 points in 15 games in 2020. Led the NFL in made field goals and tied for the league lead in points scored.
- » Surpassed Matt Bryant (35 in 2016, 2017) for the most made field goals in a single season with 37, and became the first player in franchise history to make at least eight field goals of at least 50 yards without a miss.
- » From Week 4-15 of the 2020 season, made 27 consecutive field goals, the longest such streak in a single season in franchise history and the second-longest streak in franchise history overall.
- » Played in eight games for the Falcons in 2019, converting 23-of-26 field goal attempts, 15 PATs and totaling 84 points. Koo led the NFL with most points from Week 10-17.
- » Went four-for-four (37, 36, 48, 30) on field goals in his debut with the Falcons against the New Orleans Saints in Week 10 of 2019. Named NFC Special Teams Player of the Week for his performance.

- » Made all four field goal attempts, including a 37-yarder, 35-yarder, 29-yarder, and a season-long 50-yarder during Week 14 against the Carolina Panthers in 2019. The Georgia Southern alum also recovered Damontae Kazee's fumble at the Carolina 16-yard line, which set up his 29-yard field goal. Named NFC Special Teams Player of the Week for his performance.
- » Spent time with the New England Patriots practice squad during October of 2019.
- » Signed with the Atlanta Legends of the AAF in January of 2019 where he was 14-for-14 on field goals in eight games.

Los Angeles Chargers

- » Signed by the Chargers as a free agent following the 2017 NFL Draft; converted three of six field-goal attempts and all nine of his extra-point attempts.

ΤΑ ΑΘΛΗΤΙΚΑ ΒΡΑΒΙΑ

- » Pro Bowl Selection (2020)
- » NFC Special Teams Player of the Week (2x - Week 10, 2019; Week 14, 2019)
- » NFC Special Teams Player of the Month (2x - November, 2020; December/January, 2022)

ΑΘΛΗΤΙΚΕΣ ΑΝΑΜΟΧΕΤΕΣ

- » Became the first kicker in Georgia Southern history to be named a finalist for the Lou Groza Award.
- » In 2016, he became the program's first FBS All-American (Third-Team).
- » During his senior season (2016), he led the team in scoring with 85 points and also ranked second in the country for field goal percentage hitting 19 of 20 tries.
- » At the end of his collegiate career, he set a new school record for career field goal percentage, hitting 31 of 35 (88.6%).
- » Received All-Sun Belt honors.

ΑΘΛΗΤΙΚΕΣ ΑΝΑΜΟΧΕΤΕΣ

- » One of four NFL players born in South Korea.

IN THE COMMUNITY

ΟΙΣ ΑΘΛΗΤΙΚΕΣ ΑΝΑΜΟΧΕΤΕΣ

- » Hosted Thanksgiving dinner for women at My Sister's House.
- » Participated in Hometown Huddle where the entire team volunteered and cleaned Anderson Park in Atlanta.
- » Threw the first pitch at the Atlanta Braves game in celebration of AAPI Heritage Month.

TRANSACTIONS

- » Signed with the Los Angeles Chargers as an undrafted free agent following the 2017 NFL Draft.
- » Signed with the Atlanta Legends of the AAF on January 14, 2019.
- » Signed to the New England Patriots practice squad on October 4, 2019.
- » Signed by the Atlanta Falcons on October 29, 2019.
- » Signed a five-year contract extension with the Falcons on March 15, 2022.

REGULAR SEASON COMPARISON: KICKING - CAROLINA PANTHERS

DATE	OPP	W/L	GP/GS	FGM	FGA	PCT	LONG	XPM	XPA	PTS	1-19	20-29	30-39	40-49	50+	KO	TB	
11/17/19	ATL @ CAR	W	P	3	4	75%	38	2	2	11	0-0	0-0	1-1	0-0	0-0	7	4	
12/8/19	ATL vs. CAR	W	P	4	4	100%	50	4	4	16	0-0	0-0	1-1	0-0	0-0	8	5	
10/11/20	ATL vs. CAR	L	P	3	3	100%	54	1	1	10	0-0	0-0	0-0	1-1	0-0	5	1	
10/29/20	ATL @ CAR	W	P	4	4	100%	37	1	2	13	0-0	0-0	1-1	0-0	0-0	6	4	
10/31/21	ATL vs. CAR	L	P	2	3	66.7%	53	1	1	7	0-0	0-0	0-0	0-0	1-1	4	3	
12/12/21	ATL @ CAR	W	P	3	3	100%	48	2	2	11	0-0	0-0	0-0	1-1	0-0	7	3	
10/30/22	ATL vs. CAR	W	P	3	3	100%	41	4	4	13	0-0	0-0	0-0	1-1	0-0	0	0	
11/10/22	ATL @ CAR	L	P	1	1	100%	33	0	2	3	0-0	0-0	1-1	0-0	0-0	0	0	
TOTALS			5/3	8/0	23	25	92%	54	15	18	84	0-0	0-0	4-4	3-3	1-1	37	20

YOUNGHOE KOO'S NFL REGULAR SEASON KICKING STATISTICS

DATE	TEAM	GP	FGM	FGA	PCT.	LG	XP	XPA	PCT.	BLK	PTS
2022	Falcons	17	32	37	86.5	54	33	35	94.3	1	129
2021	Falcons	17	27	29	93.1	54	30	30	100.0	0	111
2020	Falcons	15	37	39	94.9	54	33	36	91.7	0	144
2019	Falcons	8	23	26	88.5	50	15	16	93.8	0	84
Went from L.A. Chargers to Atlanta.											
2019	Chargers	0	0	0	0.0	0	0	0	0.0	0	0
2019	TOTAL	8	23	26	88.5	50	15	16	93.8	0	84
2018	Chargers	0	0	0	0.0	0	0	0	0.0	0	0
2017	Chargers	4	3	6	50.0	41	9	9	100.0	1	18
NFL TOTALS		61	122	137	89.1	54	120	126	95.2	2	486

YOUNGHOE KOO'S NFL REGULAR SEASON FIELD-GOAL ACCURACY STATISTICS

DATE	TEAM	1-19	PCT.	20-29	PCT.	30-39	PCT.	40-49	PCT.	50+	PCT.
2022	Falcons	0-0	0.0	9-9	100.0	7-7	100.0	9-10	90.0	7-11	63.6
2021	Falcons	0-0	0.0	8-8	100.0	9-9	100.0	6-7	85.7	4-5	80.0
2020	Falcons	0-0	0.0	10-10	100.0	11-12	91.7	8-9	88.9	8-8	100.0
2019	Falcons	0-0	0.0	6-6	100.0	9-10	90.0	7-9	77.8	1-1	100.0
Went from L.A. Chargers to Atlanta.											
2019	Chargers	0-0	0.0	0-0	0.0	0-0	0.0	0-0	0.0	0-0	0.0
2019	TOTAL	0-0	0.0	6-6	100.0	9-10	90.0	7-9	77.8	1-1	100.0
2018	Chargers	0-0	0.0	0-0	0.0	0-0	0.0	0-0	0.0	0-0	0.0
2017	Chargers	0-0	0.0	2-2	100.0	0-0	0.0	1-4	25.0	0-0	0.0
NFL TOTALS		0-0	0.0	35-35	100.0	36-38	94.7	31-39	79.5	20-25	80.0

YOUNGHOE KOO'S SINGLE-GAME HIGHS: KICKER

Field Goals Made	5 vs. Las Vegas Raiders, Nov 29, 2020 5 at Tampa Bay Buccaneers, Dec 29, 2019 4 vs. New Orleans Saints, Sep 11, 2022 ...5 more at 4.	Points	19 vs. Las Vegas Raiders, Nov 29, 2020 16 at Minnesota Vikings, Oct 18, 2020 16 at Tampa Bay Buccaneers, Dec 29, 2019 ...1 more at 16.
Field Goal Attempts	5 vs. New Orleans Saints, Sep 11, 2022 5 vs. Las Vegas Raiders, Nov 29, 2020 ...1 more at 5.	Special Teams Tackles	1 at Carolina Panthers, Dec 12, 2021 1 at Jacksonville Jaguars, Nov 28, 2021 ...2 more at 1.
Longest Field Goals Made	54 at Seattle Seahawks, Sep 25, 2022 54 vs. New Orleans Saints, Sep 11, 2022 ...3 more at 54.	Kickoff Average	66.2 vs. Jacksonville Jaguars, Dec 22, 2019 66.2 vs. Tampa Bay Buccaneers, Dec 20, 2020 66.1 vs. Carolina Panthers, Dec 08, 2019
Longest Field Goals Attempt	63 vs. New Orleans Saints, Sep 11, 2022 58 at Washington Commanders, Nov 27, 2022 54 at Seattle Seahawks, Sep 25, 2022 ...4 more at 54.	Field Goal Percentage	100.0 vs. New Orleans Saints, Sep 11, 2022 100.0 vs. Las Vegas Raiders, Nov 29, 2020 ...6 more at 100.0.
PATs Made	4 vs. Carolina Panthers, Oct 30, 2022 4 vs. San Francisco 49ers, Oct 16, 2022 ...4 more at 4.	Touchbacks	6 at Minnesota Vikings, Oct 18, 2020 5 vs. Carolina Panthers, Dec 08, 2019 5 vs. Tampa Bay Buccaneers, Nov 24, 2019
PAT Attempts	4 vs. Carolina Panthers, Oct 30, 2022 4 vs. San Francisco 49ers, Oct 16, 2022 ...4 more at 4.		

YOUNGHOE KOO'S 2022 GXG REGULAR-SEASON STATISTICS (FALCONS)

		FIELD GOALS				EXTRA POINTS						
DATE	OPPONENT	FGM	FGA	PCT	LG	XP	XPA	PCT	BLK	PTS	W/L	SCORE
09/11	Saints P	4	5	80.0	54	2	2	100.0	0	14	L	26-27
09/18	at Rams P	1	2	50.0	26	2	2	100.0	0	5	L	27-31
09/25	at Seahawks P	2	2	100.0	54	3	3	100.0	0	9	W	27-23
10/02	Browns P	3	3	100.0	45	2	2	100.0	0	11	W	23-20
10/09	at Buccaneers P	0	1	0.0	0	1	1	100.0	0	1	L	15-21
10/16	49ers P	0	0	0.0	0	4	4	100.0	0	4	W	28-14
10/23	at Bengals P	1	1	100.0	43	2	2	100.0	0	5	L	17-35
10/30	Panthers P	3	3	100.0	41	4	4	100.0	0	13	W	37-34+
11/06	Chargers P	1	2	50.0	29	2	2	100.0	0	5	L	17-20
11/10	at Panthers P	1	1	100.0	33	0	2	0.0	1	3	L	15-25
11/20	Bears P	2	2	100.0	53	3	3	100.0	0	9	W	27-24
11/27	at Commanders P	2	3	66.7	48	1	1	100.0	0	7	L	13-19
12/04	Steelers P	3	3	100.0	51	1	1	100.0	0	10	L	16-19
12/18	at Saints P	1	1	100.0	28	1	1	100.0	0	4	L	18-21
12/24	at Ravens P	3	3	100.0	37	0	0	0.0	0	9	L	9-17
01/01	Cardinals P	2	2	100.0	27	2	2	100.0	0	8	W	20-19
01/08	Buccaneers P	3	3	100.0	51	3	3	100.0	0	12	W	30-17
2022 TOTALS		17	32	37	86.5	54	33	35	94.3	1	129	7-10

+ - Overtime

YOUNGHOE KOO'S 2021 GXG REGULAR-SEASON STATISTICS (FALCONS)

		FIELD GOALS				EXTRA POINTS							
DATE	OPPONENT	FGM	FGA	PCT	LG	XP	XPA	PCT	BLK	PTS	W/L	SCORE	
09/12	Eagles	P	2	2	100.0	27	0	0	0.0	0	6	L	6-32
09/19	at Buccaneers	P	1	1	100.0	36	2	2	100.0	0	5	L	25-48
09/26	at Giants	P	1	1	100.0	40	2	2	100.0	0	5	W	17-14
10/03	Football Team	P	1	1	100.0	25	3	3	100.0	0	6	L	30-34
10/10	Jets	P	2	2	100.0	52	3	3	100.0	0	9	W	27-20
10/24	at Dolphins	P	3	3	100.0	36	3	3	100.0	0	12	W	30-28
10/31	Panthers	P	2	3	66.7	53	1	1	100.0	0	7	L	13-19
11/07	at Saints	P	2	2	100.0	32	3	3	100.0	0	9	W	27-25
11/14	at Cowboys	P	1	1	100.0	35	0	0	0.0	0	3	L	3-43
11/18	Patriots	P	0	1	0.0	0	0	0	0.0	0	0	L	0-25
11/28	at Jaguars	P	0	0	0.0	0	3	3	100.0	0	3	W	21-14
12/05	Buccaneers	P	1	1	100.0	21	2	2	100.0	0	5	L	17-30
12/12	at Panthers	P	3	3	100.0	48	2	2	100.0	0	11	W	29-21
12/19	at 49ers	P	2	2	100.0	48	1	1	100.0	0	7	L	13-31
12/26	Lions	P	2	2	100.0	53	2	2	100.0	0	8	W	20-16
01/02	at Bills	P	2	2	100.0	28	1	1	100.0	0	7	L	15-29
01/09	Saints	P	2	2	100.0	54	2	2	100.0	0	8	L	20-30
2021 TOTALS	17		27	29	93.1	54	30	30	100.0	0	111	7-10	

YOUNGHOE KOO'S 2020 GXG REGULAR-SEASON STATISTICS (FALCONS)

		FIELD GOALS				EXTRA POINTS							
DATE	OPPONENT	FGM	FGA	PCT	LG	XP	XPA	PCT	BLK	PTS	W/L	SCORE	
09/13	Seahawks	P	2	2	100.0	49	1	2	50.0	0	7	L	25-38
09/20	at Cowboys	P	4	4	100.0	42	3	3	100.0	0	15	L	39-40
09/27	Bears	P	2	3	66.7	36	2	3	66.7	0	8	L	26-30
10/05	at Packers											L	16-30
10/11	Panthers	P	3	3	100.0	54	1	1	100.0	0	10	L	16-23
10/18	at Vikings	P	4	4	100.0	50	4	4	100.0	0	16	W	40-23
10/25	Lions	P	0	0	0.0	0	2	2	100.0	0	2	L	22-23
10/29	at Panthers	P	4	4	100.0	37	1	2	50.0	0	13	W	25-17
11/08	Broncos	P	2	2	100.0	52	4	4	100.0	0	10	W	34-27
11/22	at Saints	P	3	3	100.0	52	0	0	0.0	0	9	L	9-24
11/29	Raiders	P	5	5	100.0	54	4	4	100.0	0	19	W	43-6
12/06	Saints	P	3	3	100.0	53	1	1	100.0	0	10	L	16-21
12/13	at Chargers	P	1	1	100.0	45	2	2	100.0	0	5	L	17-20
12/20	Buccaneers	P	2	2	100.0	52	3	3	100.0	0	9	L	27-31
12/27	at Chiefs	P	0	1	0.0	0	2	2	100.0	0	2	L	14-17
01/03	at Buccaneers	P	2	2	100.0	22	3	3	100.0	0	9	L	27-44
2020 TOTALS	15		37	39	94.9	54	33	36	91.7	0	144	4-12	



ΤΥ ΑΘΛΑÇ ΜΟΥ ΟΥΔΕ

- » Started all 17 games at right guard and was rated the top offensive player regardless of position by Pro Football Focus with a 95.0 rating and named first-team All-Pro by PFF.
- » Named PFF's top-rated offensive lineman in Weeks 11, 12, 13 and 17.
- » Helped the Falcons rush for the second-most yards in a single season in franchise history (2,718 yards).
- » Paved the way for rookie Tyler Allgeier to set the rookie rushing record with 1,035 yards, breaking the previous record set in 1979 by William Andrews.
- » Blocked for an offense that rushed for more than 100 yards in 15 consecutive games for the third time in franchise history, and the first time since 2005.

ΟΥÇ ΟΟÇ

- » Has started all 55 games he has appeared in since entering the NFL in 2019.
- » Started all 17 games and, per Pro Football Focus, was the only guard to not allow a sack in 2021.
- » Started all 16 games at right guard in 2020.
- » Saw action in five games, making five starts during the 2019 season.

ΤΑΑΑÇÇ

- » Second-team AP All-Pro (2022)
- » PFWA All-NFC Team (2022)

CHRIS LINDSTROM

ACTIVE | GUARD

63



Height: 6-4

DOB: 2/28/1997 (Age-26)

Experience: 5 Yrs

With Falcons: 5 Yrs

Weight: 299 lbs

School: Boston College

Acquired: D1A '19

Hometown: Dudley, Mass.

- » Atlanta Falcons Walter Payton NFL Man of the Year Nominee (2022)
- » Pro Bowl Selection (2022)

ΟΑΑΑΟΟ

- » During his four-year career at Boston College saw action in 50 games, earning All-ACC honors twice and was named an All-American by the AFCA (second team), The Athletic (second team) and the Associated Press (third team).
- » In 2018, saw action in 12 games, not allowing a single sack and only three hurries, earning All-ACC first-team honors.
- » Named All-ACC second-team honors after junior campaign, leading his team in career starts (36) and career games played (38). Helped lead a productive offensive line unit that ranked second in the ACC and tied for 13th nationally with just 13 sacks allowed.

ΑΕΟÇÇΑΥΑΝ

- » Member of the Shepherd Hill High School's offensive line that allowed the Rams to run for over 3,000 yards in junior and senior campaigns.
- » Named to the 2014 Massachusetts Football Coaches All-State team, a two-time ESPN Boston All-State selection, earned ESPN Boston's Lineman of the Year award as a senior.
- » Parents are Chris and Dawn Lindstrom, the second oldest of six children.
- » His father, Chris, was a hall of fame lineman at Boston University and spent three seasons in the NFL, and his uncle, Eric, played defensive end at The Heights (1984-88).

IN THE COMMUNITY

ΟΟΒΟΝΕΪ ΙΟΝ

- » Gave Thanksgiving meals to over 1500 families in Atlanta as part of the Falcons Feast at Home Depot Backyard.
- » Visited Ronald McDonald House Charities-Atlanta to serve families Moe's dinner.
- » Attended Dazzle & Dine a hibachi dinner for breast cancer survivors and fighters where he cooked a meal for 1 of 10 women honored at the dinner.
- » Surprised the Flowery Branch High School football team with a food truck after practice to kickoff their Homecoming week.
- » Participated in Hometown Huddle where the entire team volunteered and cleaned Anderson Park in Atlanta.
- » Completed beautification projects on the campus of John Lewis Invictus Academy to conclude the eight days of service in honor of Mr. Blank's 80th birthday.
- » Visited Joint Army and Airforce Base, Lewis-McChord Army and spent time with active military members in Seattle, Wash.
- » Surprised four local educators with a shopping spree for their classrooms and students.

- » Spent a day celebrating hospital staff at Children's Healthcare of Atlanta-Egleston with a season kickoff party filled with games and food trucks.
- » Attended Fishing with the Falcons Boat Day, where players spends time fishing with military veterans.
- » Attended the Special K first ever flag football event.

TRANSACTIONS

- » Selected by the Atlanta Falcons in the first round (14th overall) of the 2019 NFL Draft.

CHRIS LINDSTROM'S NFL REGULAR SEASON STATISTICS

DATE	TEAM	GP	GS
2022	Falcons	17	17
2021	Falcons	17	17
2020	Falcons	16	16
2019	Falcons	5	5
NFL TOTALS		55	55

CHRIS LINDSTROM'S 2022 GXG REGULAR-SEASON STATISTICS (FALCONS)

DATE	OPPONENT	P/S	W/L	SCORE
09/11	Saints	S	L	26-27
09/18	at Rams	S	L	27-31
09/25	at Seahawks	S	W	27-23
10/02	Browns	S	W	23-20
10/09	at Buccaneers	S	L	15-21
10/16	49ers	S	W	28-14
10/23	at Bengals	S	L	17-35
10/30	Panthers	S	W	37-34+
11/06	Chargers	S	L	17-20
11/10	at Panthers	S	L	15-25
11/20	Bears	S	W	27-24
11/27	at Commanders	S	L	13-19
12/04	Steelers	S	L	16-19
12/18	at Saints	S	L	18-21
12/24	at Ravens	S	L	9-17
01/01	Cardinals	S	W	20-19
01/08	Buccaneers	S	W	30-17
2022 TOTALS		17-17	7-10	

+ - Overtime

CHRIS LINDSTROM'S 2021 GXG REGULAR-SEASON STATISTICS (FALCONS)

DATE	OPPONENT	P/S	W/L	SCORE
09/12	Eagles	S	L	6-32
09/19	at Buccaneers	S	L	25-48
09/26	at Giants	S	W	17-14
10/03	Football Team	S	L	30-34
10/10	Jets	S	W	27-20
10/24	at Dolphins	S	W	30-28
10/31	Panthers	S	L	13-19
11/07	at Saints	S	W	27-25
11/14	at Cowboys	S	L	3-43
11/18	Patriots	S	L	0-25
11/28	at Jaguars	S	W	21-14
12/05	Buccaneers	S	L	17-30
12/12	at Panthers	S	W	29-21
12/19	at 49ers	S	L	13-31
12/26	Lions	S	W	20-16
01/02	at Bills	S	L	15-29
01/09	Saints	S	L	20-30
2021 TOTALS		17-17	7-10	

CHRIS LINDSTROM'S 2020 GXG REGULAR-SEASON STATISTICS (FALCONS)

DATE	OPPONENT	P/S	W/L	SCORE
09/13	Seahawks	S	L	25-38
09/20	at Cowboys	S	L	39-40
09/27	Bears	S	L	26-30
10/05	at Packers	S	L	16-30
10/11	Panthers	S	L	16-23
10/18	at Vikings	S	W	40-23
10/25	Lions	S	L	22-23
10/29	at Panthers	S	W	25-17
11/08	Broncos	S	W	34-27
11/22	at Saints	S	L	9-24
11/29	Raiders	S	W	43-6
12/06	Saints	S	L	16-21
12/13	at Chargers	S	L	17-20
12/20	Buccaneers	S	L	27-31
12/27	at Chiefs	S	L	14-17
01/03	at Buccaneers	S	L	27-44
2020 TOTALS		16-16	4-12	



ΤΥ ΑΘΛΑÇ ΜÚΤ ÚÚΔΕ

- » Played in all 17 games (15 starts), recording a franchise rookie record 72 receptions for 866 yards (12.0 avg.) and four receiving touchdowns.
- » Became the first rookie in franchise history with at least five receptions in at least five consecutive games (all five coming in the final five weeks of the season).
- » Became the second rookie in franchise history to record at least 850 receiving yards and four receiving touchdowns in a season, joining Julio Jones (2011).
- » Had a career-high 120 receiving yards on six receptions in Week 18 vs. Tampa Bay for his first career 100-yard game.
- » At 21 years old, he became the youngest player in franchise history to record at least 70 receptions in a single season.
- » Recorded a receiving touchdown in back-to-back weeks twice this season (Weeks 2 and 3, Weeks 10 and 11).

ΟΑÄÄΟΟΟ

- » Played three seasons (2019-21) at the University of Southern California.
- » Recorded 160 receptions for 2,153 yards (13.5 avg.) and 15 touchdowns in 27 games (23 starts) for the Trojans.
- » Finished with at least 100 receiving yards in nine games in college.
- » Became the first player to record at least 15 receptions in multiple games in program history.
- » Tallied one reception in 21 consecutive games, dating back to 2019.
- » Recorded 88 receptions for 1,084 yards 912.3 avg.) and seven touchdowns in eight games as a junior. Also rushed for a touchdown in 2021.
- » Earned All-American honors from Pro Football Focus

(first team), Football Writers (second team), Walter Camp (second team), Associated Press (third team) and Phil Steele (third team) as a junior despite missing the final four games of the season.

- » Named first-team all-conference and was the 2021 Pac-12 Offensive Player of the Year.
- » Became the first Trojan to record at least 100 receiving yards in five consecutive games since Marquise Lee in 2012.
- » Finished with at least 10 catches in five games as a junior in 2021.
- » Started six games as a sophomore in 2020 and notched 33 receptions for 502 yards (15.2 avg.) and three touchdowns.
- » Earned second-team all-conference honors as a sophomore.
- » Recorded a receiving touchdown in each of USC's final five games of the season in 2019 as a true freshman.
- » Joined the 2020 USC men's basketball team after the 2019 football season and grabbed three rebounds in three games for the Trojans.

ΑΕΟÇÄÄÄÏÄ

- » Attended Moorpark (Calif.) High School.
- » Recorded 62 catches for 1,089 yards (17.6 avg.) and 12 touchdowns as a senior in 2018.
- » Named 2018 PrepStar All-American, Tacoma News Tribune Western 100, Cal-Hi Sports All-State third team, All-CIF Division 3, Los Angeles Daily News All-Area first team and All-OCamino League Co-Wide Receiver of the Year as a senior.
- » Notched 51 receptions for 1,032 yards (20.2 avg.) and 11 touchdowns in 2017.
- » Played basketball at Moorpark and averaged 29.2 points, 11.9 rebounds and 3.8 assists as a senior, while earning All-CIF Division 4 and Los Angeles Times All-Area.

IN THE COMMUNITY

ΟΔΣΟΝΕÏ ÆÏÏ

- » Volunteered by serving lunch and packing meals for families at Crossroads Community Ministries.
- » Visited and spent time with patients at Children's Healthcare of Atlanta-Scottish Rite.
- » Participated in Hometown Huddle where the entire team volunteered and cleaned Anderson Park in Atlanta.
- » Participated in a physical education class with students at Eagle Ranch.
- » Participated in the Fishing with the Falcons Captains Dinner.

TRANSACTIONS

» Selected by the Atlanta Falcons in the first round (eighth overall) of the 2022 NFL Draft.

REGULAR SEASON COMPARISON: RECEIVING - CAROLINA PANTHERS

DATE	OPP	W/L	GP/GS	REC	YDS.	AVG.	TD	LG	TGTS	YAC
10/30/22	ATL vs. CAR	W	S	4	31	7.8	0	17	5	7
11/10/22	ATL @ CAR	L	S	5	38	7.6	1	14	6	8
TOTALS		1/1	2/2	9	69	7.7	1	17	11	15

DRAKE LONDON'S NFL REGULAR SEASON RUSHING/RECEIVING STATISTICS

DATE	TEAM	GP	GS	RECEIVING					RUSHING				
				NO.	YDS.	AVG.	LG	TD	NO.	YDS.	AVG.	LG	TD
2022	Falcons	17	15	72	866	12.0	40	4	0	0	0.0	0	0
NFL TOTALS		17	15	72	866	12.0	40	4	0	0	0.0	0	0

DRAKE LONDON'S NFL REGULAR SEASON RETURN STATISTICS

DATE	TEAM	KICKOFF RETURNS					PUNT RETURNS					
		RET.	YDS.	AVG.	LG	TD	NO.	FC	YDS.	AVG.	LG	TD
2022	Falcons	0	0	0.0	0	0	0	0	0	0.0	0	0
NFL TOTALS		0	0	0.0	0	0	0	0	0	0.0	0	0

DRAKE LONDON'S SINGLE-GAME HIGHS: RECEIVING

Receptions	8 at Los Angeles Rams, Sep 18, 2022 7 at Baltimore Ravens, Dec 24, 2022 7 at New Orleans Saints, Dec 18, 2022	Receiving TDs	1 at Carolina Panthers, Nov 10, 2022 1 at Seattle Seahawks, Sep 25, 2022 ...1 more at 1.
Receiving Yards	120 vs. Tampa Bay Buccaneers, Jan 08, 2023 96 at Baltimore Ravens, Dec 24, 2022 95 vs. Pittsburgh Steelers, Dec 04, 2022	All-Purpose Yards	120 vs. Tampa Bay Buccaneers, Jan 08, 2023 96 at Baltimore Ravens, Dec 24, 2022 95 vs. Pittsburgh Steelers, Dec 04, 2022
Receiving Average	20.0 vs. Tampa Bay Buccaneers, Jan 08, 2023 18.0 at Seattle Seahawks, Sep 25, 2022 15.8 vs. Pittsburgh Steelers, Dec 04, 2022	Most TDs	1 vs. Chicago Bears, Nov 20, 2022 1 at Carolina Panthers, Nov 10, 2022 ...2 more at 1.
Longest Receptions	40 vs. Tampa Bay Buccaneers, Jan 08, 2023 37 vs. Pittsburgh Steelers, Dec 04, 2022 31 vs. New Orleans Saints, Sep 11, 2022		

DRAKE LONDON'S 100-YARD RECEIVING GAMES (1): REGULAR SEASON

DATE	TEAM	NO.	YDS.	AVG.	LG	TD
01/08/23	BUCCANEE RS	6	120	20.0	40	0

DRAKE LONDON'S 2022 GXG REGULAR-SEASON STATISTICS (FALCONS)

DATE	OPPONENT	P/S	RECEIVING					RUSHING					W/L	SCORE
			NO.	YDS.	AVG.	LG	TD	NO.	YDS.	AVG.	LG	TD		
09/11	Saints	P	5	74	14.8	31	0	0	0	0.0	0	0	L	26-27
09/18	at Rams	S	8	86	10.8	22	1	0	0	0.0	0	0	L	27-31
09/25	at Seahawks	S	3	54	18.0	30	1	0	0	0.0	0	0	W	27-23
10/02	Browns	S	2	17	8.5	10	0	0	0	0.0	0	0	W	23-20
10/09	at Buccaneers	S	4	35	8.8	15	0	0	0	0.0	0	0	L	15-21
10/16	49ers	S	3	40	13.3	20	0	0	0	0.0	0	0	W	28-14
10/23	at Bengals	P	1	9	9.0	9	0	0	0	0.0	0	0	L	17-35
10/30	Panthers	S	4	31	7.8	17	0	0	0	0.0	0	0	W	37-34+
11/06	Chargers	S	3	23	7.7	12	0	0	0	0.0	0	0	L	17-20
11/10	at Panthers	S	5	38	7.6	14	1	0	0	0.0	0	0	L	15-25
11/20	Bears	S	1	2	2.0	2t	1	0	0	0.0	0	0	W	27-24
11/27	at Commanders	S	2	29	14.5	22	0	0	0	0.0	0	0	L	13-19
12/04	Steelers	S	6	95	15.8	37	0	0	0	0.0	0	0	L	16-19
12/18	at Saints	S	7	70	10.0	12	0	0	0	0.0	0	0	L	18-21
12/24	at Ravens	S	7	96	13.7	20	0	0	0	0.0	0	0	L	9-17
01/01	Cardinals	S	5	47	9.4	13	0	0	0	0.0	0	0	W	20-19
01/08	Buccaneers	S	6	120	20.0	40	0	0	0	0.0	0	0	W	30-17
2022 TOTALS		17-15	72	866	12.0	40	4	0	0	0.0	0	0	7-10	

+ - Overtime

LACALE LONDON
PRACTICE SQUAD DEFENSIVE LINEMAN

72

Height: 6-3 Weight: 297 lbs
DOB: 6/9/1997 (age-26) School: Western Illinois
Experience: 1 Yr Acquired: FA/23
With Falcons: 1 Yr Hometown: Peoria, IL

0Y C 00C

- » In 2023, London spent time with the St. Louis Battlehawks of the XFL, appearing in 10 games recording 33 total tackles (15 solo), five tackles for loss, 3.0 sacks, two forced fumbles and one fumble recovery.

- » In 2019, he tallied 45 total tackles (26 solo), 9.5 tackles for loss, 4.0 sacks, three forced fumbles and one fumble recovery.
- » In 2018, he recorded 23 total tackles (17 solo), 7.5 tackles for loss, 3.5 sacks, three passes defended and one fumble recovery.
- » Appeared in six games at Iowa Central CC, recording 32 total tackles (seven solo) and 6.0 sacks.

0ÄÄÄ000

- » Played two seasons (2018-19) at Western Illinois after spending one season (2016) at Iowa Central Community College.
- » Appeared in 23 games at Western Illinois, registering 68 total tackles (43 solo), 17 tackles for loss, 7.5 sacks, seven passes defended, three forced fumbles and two fumble recoveries.

Ä0C Ç ÄÄYÄ

- » Attended Peoria (Ill.) High School.
- » Named the Defensive Player of the Year at Peoria HS.
- » Earned first team all-conference honors.

DEANGELO MALONE
ACTIVE OUTSIDE LINEBACKER

51

Height: 6-3 Weight: 246 lbs
DOB: 7/23/1999 (age-24) School: Western Kentucky
Experience: 2 Yrs Acquired: D3B '22
With Falcons: 2 Yrs Hometown: Atlanta, Ga.

TYADAAQNUU UUE

- » Played in 15 games on defense and special teams, recording 24 total tackles (16 solo), four tackles for loss, two quarterback hits and 1.0 sack. He also added five special teams tackles (two solo).
- » Registered his first-career sack in Week 7 vs. Cincinnati.

- (99 total tackles in 2019).
- » Finished his college career as the all-time sack leader in program history with 34, while his 60 tackles for loss were the second-most in school history.
- » Named MVP of the American team at the 2022 Senior Bowl.

DAADDD

- » Played five seasons (2017-21) at Western Kentucky University.
- » Tallied 349 total tackles (179 solo), 34.0 sacks, 60 tackles for loss, nine forced fumbles, eight passes defended, one interception and one fumble recovery in 62 games.
- » Earned first-team All-Conference USA in each of his final three seasons, earning two Conference USA Defensive Player of the Year awards of that sapan (2019, 2021), becoming the fourth player to win that award multiple times in conference history.
- » Led the Hilltoppers in sacks (9.0), tackles for loss (17.5) and forced fumbles (four) in 14 games (14 starts) in 2021.
- » Also recorded more total tackles (94) than any FBS defensive lineman last season, marking the second time he accomplished that feat in the past three years

ADQAAAY

- » Attended Cedar Grove High School in Ellenwood, Ga. as a senior after played three seasons at Martin Luther King High.
- » Led Cedar Grove to a 13-2 record and a GHSA Divison 3A state championship as a senior after recording 49 tackles and eight tackles for loss.
- » Earned first-team all-state honors as a defensive lineman as a senior.
- » First cousin of Falcons' 2022 sixth-round selection Justin Shaffer.
- » Was high school teammates with Shaffer and Indianapolis Colts' tight end Jelani Woods at Cedar Grove High School, and was teammates with Arden Key and Terez Hall at Martin Luther King.
- » Started his high school career as a wide receiver and running back before moving to defensive end as a junior.

IN THE COMMUNITY

DDSDNEIJJ

- » Visited and spent time with patients at Children's Healthcare of Atlanta-Scottish Rite.
- » Participated in Hometown Huddle where the entire team volunteered and cleaned Anderson Park in Atlanta.
- » Participated in a physical education class with students at Eagle Ranch.
- » Attended Fishing with the Falcons Boat Day, where players spends time fishing with military veterans.

TRANSACTIONS

- » Originally selected by the Atlanta Falcons in the third round (82nd overall) of the 2022 NFL Draft.

REGULAR SEASON COMPARISON: DEFENSIVE - CAROLINA PANTHERS

DATE	OPP	W/L	GP/GS	TACKLES							MISC						
				TOT	SOLO	ASST	SACK	YDS.	INT	TFL	PD	QBH	TD	FF	FR		
10/30/22	ATL vs. CAR	W	P	1	1	0	0.0	0.0	0	0	0	0	0	0	0	0	
11/10/22	ATL @ CAR	L	P	2	2	0	0.0	0.0	0	0	0	0	0	0	0	0	
TOTALS		1/1	2/0	3	3	0	0.0	0.0	0	0	0	0	0	0	0	0	

DEANGELO MALONE'S NFL REGULAR SEASON DEFENSIVE STATISTICS

DATE	TEAM	GP	TACKLES							INTERCEPTIONS					FUMBLES					ST			MISC				
			GS	TK	S	A	TFL	YDS	SK	YDS	QBH	NO	YDS	LG	TD	PD	FF	FR	TD	YDS	TK	S	A	FF	FR	S	A
2022	Falcons	15	0	24	16	8	4	17	1.0	9.0	2	0	0	0	0	0	0	0	0	5	2	3	0	0	0	0	0
NFL TOTALS		15	0	24	16	8	4	17	1.0	9.0	2	0	0	0	0	0	0	0	5	2	3	0	0	0	0	0	

DEANGELO MALONE'S SINGLE-GAME HIGHS: DEFENSIVE

- Total Tackles** 3 vs. Tampa Bay Buccaneers, Jan 08, 2023 **Tackles For Loss** 1 vs. Chicago Bears, Nov 20, 2022
 3 vs. Arizona Cardinals, Jan 01, 2023 1 at Cincinnati Bengals, Oct 23, 2022
 ...1 more at 3. ...1 more at 1.
- Solo Tackles** 2 vs. Tampa Bay Buccaneers, Jan 08, 2023 **Special Teams Tackles** 1 at Carolina Panthers, Nov 10, 2022
 2 vs. Chicago Bears, Nov 20, 2022 1 at Cincinnati Bengals, Oct 23, 2022
 ...2 more at 2. ...1 more at 1.
- Sacks** 1.0 at Cincinnati Bengals, Oct 23, 2022

DEANGELO MALONE'S 2022 GXG REGULAR-SEASON STATISTICS (FALCONS)

DATE	OPPONENT	P/S	TACKLES							INTERCEPTIONS					FUMBLES					ST			MISC				
			TK	SA	SK	YDS	TFL	YDS	QBH	NO	YDS	LG	TD	PD	FF	FR	TD	YDS	TK	S	A	FF	FR	S	A	W/L	SCORE
09/11	Saints		ON INACTIVE LIST																								
09/18	at Rams	P	2	2	0	0	0	0	0	0	0	0	0	0	0	0	0	0	0	0	0	0	0	0	0	L	26-27
09/25	at Seahawks	P	0	0	0	0	0	0	0	0	0	0	0	0	0	0	0	0	0	0	0	0	0	0	0	W	27-23
10/02	Browns	P	1	1	0	0	0	0	1	6	0	0	0	0	0	0	0	0	0	1	0	1	0	0	0	W	23-20
10/09	at Buccaneers		ON INACTIVE LIST																								
10/16	49ers	P	0	0	0	0	0	0	0	0	0	0	0	0	0	0	0	0	0	0	0	0	0	0	0	W	28-14
10/23	at Bengals	P	1	1	0	1	0	9	1	9	1	0	0	0	0	0	0	0	0	1	0	1	0	0	0	L	17-35
10/30	Panthers	P	1	1	0	0	0	0	0	0	0	0	0	0	0	0	0	0	0	0	0	0	0	0	0	W	37-34+
11/06	Chargers	P	2	1	1	0	0	0	0	0	0	0	0	0	0	0	0	0	0	0	0	0	0	0	0	L	17-20
11/10	at Panthers	P	2	2	0	0	0	0	0	0	0	0	0	0	0	0	0	0	0	1	1	0	0	0	0	L	15-25
11/20	Bears	P	3	2	1	0	0	0	1	0	0	0	0	0	0	0	0	0	0	0	0	0	0	0	0	W	27-24
11/27	at Commanders	P	2	1	1	0	0	0	0	0	0	0	0	0	0	0	0	0	0	1	1	0	0	0	0	L	13-19
12/04	Steelers	P	2	0	2	0	0	0	0	1	0	0	0	0	0	0	0	0	0	0	0	0	0	0	0	L	16-19
12/18	at Saints	P	1	1	0	0	0	0	1	2	0	0	0	0	0	0	0	0	0	0	0	0	0	0	0	L	18-21
12/24	at Ravens	P	1	1	0	0	0	0	0	0	0	0	0	0	0	0	0	0	0	1	0	1	0	0	0	L	9-17
01/01	Cardinals	P	3	1	2	0	0	0	0	0	0	0	0	0	0	0	0	0	0	0	0	0	0	0	0	W	20-19
01/08	Buccaneers	P	3	2	1	0	0	0	0	0	0	0	0	0	0	0	0	0	0	0	0	0	0	0	0	W	30-17
2022 TOTALS		15-0	24	16	8	1.0	9.0	4	17	2	0	0	0	0	0	0	0	0	5	2	3	0	0	0	0	7-10	

+ - Overtime



ΤΥ ΑΔΙΑΦΩΤΙΣΤΕ

- » Started all 17 games at left tackle.
- » Helped the Falcons rush for the second-most yards in a single season in franchise history (2,718 yards).
- » Paved the way for rookie Tyler Allgeier to set the rookie rushing record with 1,035 yards, breaking the previous record set in 1979 by William Andrews.
- » Blocked for an offense that rushed for more than 100 yards in 15 consecutive games for the third time in franchise history, and the first time since 2005.

ΟΥ Ε ΟΥ

- » In seven seasons, has started all 144 games that he has played in, tied with 2022 Falcons' Ring of Honor inductee Todd McClure (2001-2010) for the second-longest streak of games started in team history.
- » Has started 144 consecutive games at left tackle, the longest active streak in the NFL.
- » Started all 16 games at left tackle in 2020.
- » Started all 16 games at left tackle in 2019.
- » Started at left tackle all 16 games in 2018, blocking for an offense that averaged 389.1 yards and 6.16 yards per play, the sixth-best mark in the NFL.
- » Named to his first Pro Bowl (2018) as a replacement for Redskins offensive tackle Trent Williams.
- » In 2017, blocked for an offense that has averaged 364.8 yards and 5.93 yards per play, the third-best mark in the NFL.
- » Started at left tackle and blocked for an offense that totaled 322 yards, including 124 on the ground, in a 26-13 Wild-Card win over the Los Angeles Rams.
- » Started all 16 games at left tackle, blocking for an offense that set a franchise record with 540 points and averaged 415.8 yards per game in 2016.
- » Started at left tackle and blocked for an offense that set a franchise record with 571 total yards against Carolina (10/2/16).
- » Protected QB Matt Ryan as he became the 19th player in NFL history to throw for 500+ yards in a single game.
- » Started all 16 games at left tackle and blocked for an offense that ranked seventh in the NFL averaging 374.1 yards per game in 2015. Protected Matt Ryan's blindside as the quarterback became one of four passers to throw for 4,000 yards in each of the last five seasons.
- » Started 15 games at left tackle during his rookie season in 2014, and blocked for an offense that broke several franchise records.
- » Started at left tackle and helped block for an offense that generated a franchise record 548 yards of total offense vs. New Orleans (9/7/14).

- » Started at left tackle and helped block for an offense that scored 56 points (2nd most in franchise history) and recorded 488 total yards vs Tampa Bay (9/18/14).

ΔΑΪΔΟΟ

- » Appeared in 52 games for Texas A&M, starting his final 46 contests, the first 33 at right tackle and the final 13 on the left side.
- » As a senior, was a consensus All-American and a unanimous All-Southeastern Conference first-team selection. He was recipient of the Bobby Bowden Award, presented for high performance on the field, in class and in the community.
- » In 2012, earned first-team All-American honors from The NFL Draft Report and the Football Writers of America Association, adding second-team accolades from the Walter Camp Football Foundation and third-team recognition from the Associated Press.
- » As a sophomore, quickly developed into the cornerstone of the Aggies' offensive front that allowed just nine sacks in 13 games and set then-school records for total offense (seventh in the nation at 490.2 ypg), passing (291.1 ypg) and scoring (11th nationally at 39.08 ppg) offense. The sophomore delivered 13 touchdown-resulting blocks and 96 key blocks/knockdowns while helping the Aggies rush for 199.2 yard per game.
- » In 2011, was named to ESPN.com's All-Big 12 Conference Freshman team and was an honorable mention All-Big 12 pick. He was one of 10 freshman to letter for the Aggies, starting the final seven games of the season.

ΑΟΥΡΑΙΑ

- » Matthews is the next to carry on the family NFL tradition. He is the fourth family member to be selected in the first round of the draft and the seventh to reach the National Football League.
- » Matthews' NFL lineage began with Clay Matthews Sr., who played four seasons for the San Francisco 49ers in the 1950's. His father, Bruce Matthews, was a 14-time Pro Bowl selection and Green Bay Packers LB Clay Matthews III is his cousin.
- » Attended Elkins High School in Missouri City, Texas. Was named first-team all-district and all-greater Houston honoree. Matthews also had offers from Oklahoma, Alabama, Arkansas, Oregon, Texas, Texas Tech, USC and Stanford.
- » Was a consensus All-American selection in high school. Earned a five-star rating from Scout.com, as that recruiting service regarded him as the best offensive guard in the nation.
- » Rated as the seventh-best offensive tackle in the prep ranks, placed 48th on the Rivals100 team while also being named the eighth-best overall prospect in the state of Texas by Rivals.com.

» A university studies major in the Mays Business School at Texas A&M.

» Son of Carrie and Bruce Matthews.

IN THE COMMUNITY

DOSONEĨ JŌN

- » Visited Ronald McDonald House Charities-Atlanta with teammate Chris Lindstrom to serve families Moe's dinner.
- » Participated in Hometown Huddle where the entire team volunteered and cleaned Anderson Park in Atlanta.

TRANSACTIONS

- » Selected as a first-round (6th overall) draft choice by the Atlanta Falcons in 2014.

JAKE MATTHEWS' NFL REGULAR SEASON STATISTICS

DATE	TEAM	GP	GS
2022	Falcons	17	17
2021	Falcons	17	17
2020	Falcons	16	16
2019	Falcons	16	16
2018	Falcons	16	16
2017	Falcons	16	16
2016	Falcons	16	16
2015	Falcons	16	16
2014	Falcons	15	15
NFL TOTALS		145	145

JAKE MATTHEWS' NFL POSTSEASON STATISTICS

DATE	TEAM	GP	GS
2017	Falcons	2	2
2016	Falcons	3	3
NFL TOTALS		5	5

JAKE MATTHEWS' 2022 GXG REGULAR-SEASON STATISTICS (FALCONS)

DATE	OPPONENT	P/S	W/L	SCORE
09/11	Saints	S	L	26-27
09/18	at Rams	S	L	27-31
09/25	at Seahawks	S	W	27-23
10/02	Browns	S	W	23-20
10/09	at Buccaneers	S	L	15-21
10/16	49ers	S	W	28-14
10/23	at Bengals	S	L	17-35
10/30	Panthers	S	W	37-34+
11/06	Chargers	S	L	17-20
11/10	at Panthers	S	L	15-25
11/20	Bears	S	W	27-24
11/27	at Commanders	S	L	13-19
12/04	Steelers	S	L	16-19
12/18	at Saints	S	L	18-21
12/24	at Ravens	S	L	9-17
01/01	Cardinals	S	W	20-19
01/08	Buccaneers	S	W	30-17
2022 TOTALS		17-17	7-10	

+ - Overtime

JAKE MATTHEWS' 2021 GXG REGULAR-SEASON STATISTICS (FALCONS)

DATE	OPPONENT	P/S	W/L	SCORE
09/12	Eagles	S	L	6-32
09/19	at Buccaneers	S	L	25-48
09/26	at Giants	S	W	17-14
10/03	Football Team	S	L	30-34
10/10	Jets	S	W	27-20
10/24	at Dolphins	S	W	30-28
10/31	Panthers	S	L	13-19
11/07	at Saints	S	W	27-25
11/14	at Cowboys	S	L	3-43
11/18	Patriots	S	L	0-25
11/28	at Jaguars	S	W	21-14
12/05	Buccaneers	S	L	17-30
12/12	at Panthers	S	W	29-21
12/19	at 49ers	S	L	13-31
12/26	Lions	S	W	20-16
01/02	at Bills	S	L	15-29
01/09	Saints	S	L	20-30
2021 TOTALS		17-17	7-10	

JAKE MATTHEWS' 2020 GXG REGULAR-SEASON STATISTICS (FALCONS)

DATE	OPPONENT	P/S	W/L	SCORE
09/13	Seahawks	S	L	25-38
09/20	at Cowboys	S	L	39-40
09/27	Bears	S	L	26-30
10/05	at Packers	S	L	16-30
10/11	Panthers	S	L	16-23
10/18	at Vikings	S	W	40-23
10/25	Lions	S	L	22-23
10/29	at Panthers	S	W	25-17
11/08	Broncos	S	W	34-27
11/22	at Saints	S	L	9-24
11/29	Raiders	S	W	43-6
12/06	Saints	S	L	16-21
12/13	at Chargers	S	L	17-20
12/20	Buccaneers	S	L	27-31
12/27	at Chiefs	S	L	14-17
01/03	at Buccaneers	S	L	27-44
2020 TOTALS		16-16	4-12	

🏈🏈🏈🏈🏈🏈🏈

- » Played in all 17 games, helping the Falcons tie for the sixth-most field goals in franchise history (32).
- » Helped Younghoe Koo complete 33-of-35 extra point attempts (94.3 percent), tied for the most made PATs in his career.
- » Helped Bradley Pinion achieve a career-high 45.9 yards per punt on 62 punts for 2,845 yards with a career-long of 73 yards.

- » Played four seasons (2016-19) at Ohio State.
- » Snapped in 55 games as a Buckeye.
- » Finalist for the Patrick Mannely Award as a senior in 2019, which goes annually to the top long snapper in the country.
- » Earned Academic All-Big Ten for four consecutive years.

🏈🏈🏈🏈

- » Spent time with the Las Vegas Raiders and Pittsburgh Steelers prior to being signed by Atlanta.

🏈🏈🏈🏈🏈

- » Attended Worthington Kilbourne High School in Columbus, Ohio.
- » Rated as the No. 1 long snapper in the nation by 247Sports.com and No. 2 by the Rubio long snapping service.
- » Selected to play in the U.S. Army All-America Game.
- » Brother, Roen, also snapped at Ohio State.

🏈🏈🏈🏈🏈

IN THE COMMUNITY

🏈🏈🏈🏈🏈🏈🏈

- » Visited Ronald McDonald House Charities-Atlanta and served families Moe's dinner.
- » Hosted Thanksgiving dinner for women at My Sister's House.
- » Celebrated staff at Children's Healthcare of Atlanta-Scottish Rite for their staff appreciation day.
- » Attended Dazzle & Dine a hibachi dinner for breast cancer survivors and fighters where he cooked a meal for 1 of 10 women honored at the dinner.
- » Participated in Hometown Huddle where the entire team volunteered and cleaned Anderson Park in Atlanta.
- » Visited Joint Army and Airforce Base, Lewis-McChord Army and spent time with active military members in Seattle, Wash.

TRANSACTIONS

- » Originally signed by the Las Vegas Raiders on May 5, 2020.
- » Waived by the Raiders on Aug. 3, 2020.
- » Signed by the Pittsburgh Steelers on Aug. 27, 2020.
- » Waived by the Steelers on Sept. 5, 2020.
- » Signed by the Raiders on Jan. 6, 2021.
- » Waived by Las Vegas on Aug. 16, 2021.
- » Signed by the Atlanta Falcons on April 27, 2022.
- » Re-signed by the Atlanta Falcons on February 22, 2023.

LIAM MCCULLOUGH'S NFL REGULAR SEASON STATISTICS

DATE	TEAM	GP
2022	Falcons	17
2021	Raiders	0
NFL TOTALS		17

LIAM MCCULLOUGH'S 2022 GXG REGULAR-SEASON STATISTICS (FALCONS)

DATE	OPPONENT	W/L	SCORE
09/11	Saints P	L	26-27
09/18	at Rams P	L	27-31
09/25	at Seahawks P	W	27-23
10/02	Browns P	W	23-20
10/09	at Buccaneers P	L	15-21
10/16	49ers P	W	28-14
10/23	at Bengals P	L	17-35
10/30	Panthers P	W	37-34+
11/06	Chargers P	L	17-20
11/10	at Panthers P	L	15-25
11/20	Bears P	W	27-24
11/27	at Commanders P	L	13-19
12/04	Steelers P	L	16-19
12/18	at Saints P	L	18-21
12/24	at Ravens P	L	9-17
01/01	Cardinals P	W	20-19
01/08	Buccaneers P	W	30-17
2022 TOTALS		17	7-10

+- Overtime

LIAM MCCULLOUGH'S 2020 GXG REGULAR-SEASON STATISTICS (RAIDERS)

DATE	OPPONENT	W/L	SCORE
09/13	at Panthers	NOT ON ROSTER	W 34-30
09/21	Saints	NOT ON ROSTER	W 34-24
09/27	at Patriots	NOT ON ROSTER	L 20-36
10/04	Bills	NOT ON ROSTER	L 23-30
10/11	at Chiefs	NOT ON ROSTER	W 40-32
10/25	Buccaneers	NOT ON ROSTER	L 20-45
11/01	at Browns	NOT ON ROSTER	W 16-6
11/08	at Chargers	NOT ON ROSTER	W 31-26
11/15	Broncos	NOT ON ROSTER	W 37-12
11/22	Chiefs	NOT ON ROSTER	L 31-35
11/29	at Falcons	NOT ON ROSTER	L 6-43
12/06	at Jets	NOT ON ROSTER	W 31-28
12/13	Colts	NOT ON ROSTER	L 27-44
12/17	Chargers	NOT ON ROSTER	L 27-30+
12/26	Dolphins	NOT ON ROSTER	L 25-26
01/03	at Broncos	NOT ON ROSTER	W 32-31
2020 TOTALS		0	8-8

+- Overtime



ΤΥ ΑΔΑ ΑÇ ΜÚΤ ÚÚΔΕ

- » Started all 17 games at right tackle.
- » Helped the Falcons rush for the second-most yards in a single season in franchise history (2,718 yards).
- » Paved the way for rookie Tyler Allgeier to set the rookie rushing record with 1,035 yards, breaking the previous record set in 1979 by William Andrews.
- » Blocked for an offense that rushed for more than 100 yards in 15 consecutive games for the third time in franchise history, and the first time since 2005.

ΔΥÇ ΔΔÇ

- » Has appeared in 63 games with 62 starts at right tackle since entering the NFL in 2019.
- » Started 16 games at right tackle in 2021.
- » Played in 14 games with 13 starts at right tackle in 2020.
- » Started all 16 games as a rookie in 2019.

ΔΑÄÄΔΔ ΔΔ

- » Played in 53 games with 47 starts for the Huskies at right tackle in four seasons.
- » In 2018, was named to the All-Pac-12 first team and won the Morris Trophy as the top offensive lineman in the Pac-12.
- » In four years, McGary played 3,216 snaps and only allowed six sacks.

ΔΔÇ ÇÄÄÄ

- » As a senior at Fife, was named the South Puget Sound League's 2A Defensive Lineman of the Year also first-team All-SPSL at tight end and defensive line.
- » Recorded 76 tackles during senior season, and 51 tackles as a junior, earning first-team All-SPSL at both tight end and defensive line.
- » Was a standout basketball player for the Trojans.
- » Played football for Coach Kent Nevin.

IN THE COMMUNITY

ΔΔÇΔÇÄÄÄ ÇÄÄ

- » Participated in Hometown Huddle where the entire team volunteered and cleaned Anderson Park in Atlanta.

TRANSACTIONS

- » Selected by the Atlanta Falcons in the first round (31st overall) of the 2019 NFL Draft.
- Re-signed by the Atlanta Falcons on March 30, 2023.

KALEB MCGARY'S NFL REGULAR SEASON STATISTICS

DATE	TEAM	GP	GS
2022	Falcons	17	17
2021	Falcons	16	16
2020	Falcons	14	13
2019	Falcons	16	16
NFL TOTALS		63	62

KALEB MCGARY'S 2022 GXG REGULAR-SEASON STATISTICS (FALCONS)

DATE	OPPONENT	P/S	W/L	SCORE
09/11	Saints	S	L	26-27
09/18	at Rams	S	L	27-31
09/25	at Seahawks	S	W	27-23
10/02	Browns	S	W	23-20
10/09	at Buccaneers	S	L	15-21
10/16	49ers	S	W	28-14
10/23	at Bengals	S	L	17-35
10/30	Panthers	S	W	37-34+
11/06	Chargers	S	L	17-20
11/10	at Panthers	S	L	15-25
11/20	Bears	S	W	27-24
11/27	at Commanders	S	L	13-19
12/04	Steelers	S	L	16-19
12/18	at Saints	S	L	18-21
12/24	at Ravens	S	L	9-17
01/01	Cardinals	S	W	20-19
01/08	Buccaneers	S	W	30-17
2022 TOTALS		17-17	7-10	

+ - Overtime

KALEB MCGARY'S 2021 GXG REGULAR-SEASON STATISTICS (FALCONS)

DATE	OPPONENT	P/S	W/L	SCORE
09/12	Eagles	S	L	6-32
09/19	at Buccaneers	S	L	25-48
09/26	at Giants	S	W	17-14
10/03	Football Team	S	L	30-34
10/10	Jets	S	W	27-20
10/24	at Dolphins		W	30-28
10/31	Panthers	S	L	13-19
11/07	at Saints	S	W	27-25
11/14	at Cowboys	S	L	3-43
11/18	Patriots	S	L	0-25
11/28	at Jaguars	S	W	21-14
12/05	Buccaneers	S	L	17-30
12/12	at Panthers	S	W	29-21
12/19	at 49ers	S	L	13-31
12/26	Lions	S	W	20-16
01/02	at Bills	S	L	15-29
01/09	Saints	S	L	20-30
2021 TOTALS		16-16	7-10	

KALEB MCGARY'S 2020 GXG REGULAR-SEASON STATISTICS (FALCONS)

DATE	OPPONENT	P/S		W/L	SCORE
09/13	Seahawks	S		L	25-38
09/20	at Cowboys	S		L	39-40
09/27	Bears		ON INACTIVE LIST	L	26-30
10/05	at Packers	S		L	16-30
10/11	Panthers	S		L	16-23
10/18	at Vikings	S		W	40-23
10/25	Lions	S		L	22-23
10/29	at Panthers	S		W	25-17
11/08	Broncos	S		W	34-27
11/22	at Saints	S		L	9-24
11/29	Raiders	S		W	43-6
12/06	Saints	S		L	16-21
12/13	at Chargers		ON INACTIVE LIST	L	17-20
12/20	Buccaneers	P		L	27-31
12/27	at Chiefs	S		L	14-17
01/03	at Buccaneers	S		L	27-44
2020 TOTALS		14-13		4-12	

JOSHUA MILES
PRACTICE SQUAD OFFENSIVE LINEMAN

66

Height: 6-5 Weight: 325 lbs
DOB: 1/4/1996 (age-27) School: Morgan State
Experience: 3 Yrs Acquired: FA/23
With Falcons: 1 Yr Hometown: Baltimore, Md.

📅 📅 📅

- » Appeared in 17 games over his first three seasons with the Arizona Cardinals.
- » In 2021, he saw action in 10 games, contributing on offense and special teams.
- » Played in seven games in 2019, contributing on offense and special teams.

📅 📅 📅 📅 📅

- » Played four season (2014-18) at the Morgan State in Baltimore, MD.
- » Played in 31 career games (29 starts) and was voted as a captain by his teammates and earned MEAC Offensive Lineman of the Week honors three times.
- » As a senior in 2018, he allowed just 1.0 sack all year and helped lead the Bears offense to 3,250 total yards, including 1,812 yards on the ground. He finished the season as a Third-Team All-MEAC selection and became the first MSU player in school history ever to compete in the East-West Shrine bowl.
- » In 2016, he started in all 11 games, blocking for a Bears offense that gained 3,089 total yards (1,319 yards

rushing and 1,770 yards passing).

- » As a sophomore in 2015, he started in seven of nine games played, receiving his first start of the season in the season-opener against Air Force. He aided a Bears offense that accumulated 3,292 yards of total offense, including 1,392 yards rushing while also paving the way for one of the league's top rushers in Orlando Johnson (583 yards – Ranked No. 6 in MEAC). The Bears also ranked T-No. 3 in sacks allowed.
- » In 2014 as a true freshman, he contributed on offense and special teams.

📅 📅 📅 📅 📅

- » Born in Baltimore, Md.
- » Attended Western School of Technology in Baltimore, Md.
- » Two-sport athlete at Western Tech, where he was a two-time all-division selection in football (2012-13) and played center for the Wolverines basketball team.
- » Served as a team captain in the Baltimore City vs. County All-Star Game.
- » Son of Nancy Miles and Robert Harris.

TRANSACTIONS

- » Originally selected by the Arizona Cardinals in the seventh round (248th overall) of the 2019 NFL Draft.

JOSHUA MILES' NFL REGULAR SEASON STATISTICS

DATE	TEAM	GP	GS
2022	Cardinals	0	0
2021	Cardinals	10	0
2020	Cardinals	0	0
2019	Cardinals	7	0
NFL TOTALS		17	0

JOSHUA MILES' NFL POSTSEASON STATISTICS

DATE	TEAM	GP	GS
2021	Cardinals	0	0
NFL TOTALS		0	0

JOSHUA MILES' 2022 GXG REGULAR-SEASON STATISTICS (CARDINALS)

DATE	OPPONENT	P/S		W/L	SCORE
09/11	Chiefs		INJURED RESERVE	L	21-44
09/18	at Raiders		INJURED RESERVE	W	29-23+
09/25	Rams		INJURED RESERVE	L	12-20
10/02	at Panthers		INJURED RESERVE	W	26-16
10/09	Eagles		INJURED RESERVE	L	17-20
10/16	at Seahawks		INJURED RESERVE	L	9-19
10/20	Saints		INJURED RESERVE	W	42-34
10/30	at Vikings		INJURED RESERVE	L	26-34
11/06	Seahawks		INJURED RESERVE	L	21-31
11/13	at Rams		INJURED RESERVE	W	27-17
11/21	49ers		INJURED RESERVE	L	10-38
11/27	Chargers		INJURED RESERVE	L	24-25
12/12	Patriots		INJURED RESERVE	L	13-27
12/18	at Broncos		INJURED RESERVE	L	15-24
12/25	Buccaneers		INJURED RESERVE	L	16-19+
01/01	at Falcons		INJURED RESERVE	L	19-20
01/08	at 49ers		INJURED RESERVE	L	13-38
2022 TOTALS		0-0		4-13	

+ - Overtime

JOSHUA MILES' 2021 GXG REGULAR-SEASON STATISTICS (CARDINALS)

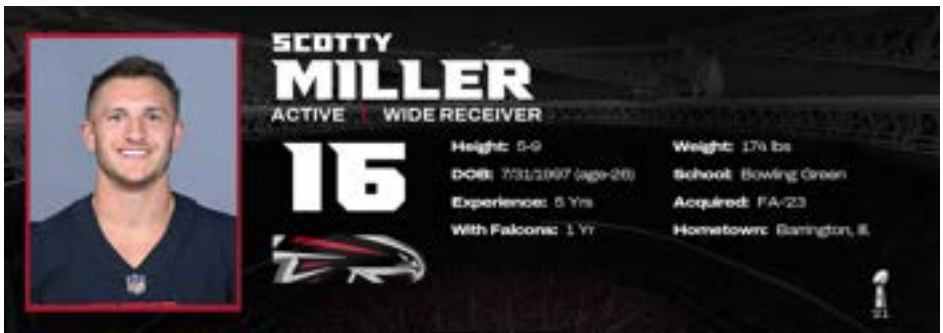
DATE	OPPONENT	P/S		W/L	SCORE
09/12	at Titans		ON INACTIVE LIST	W	38-13
09/19	Vikings		ON INACTIVE LIST	W	34-33
09/26	at Jaguars		INJURED RESERVE	W	31-19
10/03	at Rams		INJURED RESERVE	W	37-20
10/10	49ers		INJURED RESERVE	W	17-10
10/17	at Browns	P		W	37-14
10/24	Texans	P		W	31-5
10/28	Packers	P		L	21-24
11/07	at 49ers	P		W	31-17
11/14	Panthers	P		L	10-34
11/21	at Seahawks	P		W	23-13
12/05	at Bears	P		W	33-22
12/13	Rams		ON INACTIVE LIST	L	23-30
12/19	at Lions	P		L	12-30
12/25	Colts	P		L	16-22
01/02	at Cowboys	P		W	25-22
01/09	Seahawks		ON INACTIVE LIST	L	30-38
2021 TOTALS		10-0		11-6	

JOSHUA MILES' 2020 GXG REGULAR-SEASON STATISTICS (CARDINALS)

DATE	OPPONENT	P/S		W/L	SCORE
09/13	at 49ers		ON INACTIVE LIST	W	24-20
09/20	Football Team		ON INACTIVE LIST	W	30-15
09/27	Lions		ON INACTIVE LIST	L	23-26
10/04	at Panthers		ON INACTIVE LIST	L	21-31
10/11	at Jets		ON INACTIVE LIST	W	30-10
10/19	at Cowboys		ON INACTIVE LIST	W	38-10
10/25	Seahawks		ON INACTIVE LIST	W	37-34+
11/08	Dolphins		ON INACTIVE LIST	L	31-34
11/15	Bills		ON INACTIVE LIST	W	32-30
11/19	at Seahawks		ON INACTIVE LIST	L	21-28
11/29	at Patriots		ON INACTIVE LIST	L	17-20
12/06	Rams		ON INACTIVE LIST	L	28-38
12/13	at Giants		ON INACTIVE LIST	W	26-7
12/20	Eagles		DID NOT PLAY (NON-INJURY)	W	33-26
12/26	49ers		ON INACTIVE LIST	L	12-20
01/03	at Rams		ON INACTIVE LIST	L	7-18
2020 TOTALS		0-0		8-8	
+ - Overtime					

JOSHUA MILES' 2021 GXG POSTSEASON STATISTICS (CARDINALS)

DATE	OPPONENT	P/S		W/L	SCORE
01/17	at Rams		ON INACTIVE LIST	L	11-34
2021 TOTALS		0-0		0-1	



0Y C 00C

- » Talled 74 receptions for 924 yards (12.5 avg.) and four touchdowns in 50 games (eight starts) for the Buccaneers prior to joining the Falcons.
- » In 2022, he appeared in 15 games (one start) for the Buccaneers registering 23 receptions for 185 yards (8.0 avg.). He also rushed for eight yards on one carry (8.0 avg.).
- » Played in nine games, totaling five receptions for 38 yards (7.6 avg.). He also rushed for a career-high of 43 yards and one touchdown on two carries (21.5 avg.) in 2021.
- » Appeared in 16 games (five starts) in 2020, totaling 33 receptions for 501 yards (15.2 avg.) and three touchdowns. He also played in four post-season games (two starts) tallying four receptions for 80 yards (20.0 avg.) and one touchdown en route to a Super Bowl LV Championship.
- » In 2019, he played in 10 games (two starts) finishing with 13 receptions for 200 yards (15.4 avg.) and one touchdown.

0ÄÄÄ000

- » Played four seasons (2015-18) at Bowling Green State University in Bowling Green, Ohio.
- » Appeared in 45 games (34 starts), totaling 215 receptions for 2,868 yards (13.3 avg.) and 23 touchdowns for the Falcons.
- » Finished his career tied for the third-most receptions in school history, while ranking third in receiving yards.
- » Started all 11 games as a senior in 2018, recording a

- career-best 1,148 receiving yards, with a team-leading nine receiving touchdowns, earning second-team All-MAC honors.
- » Named third-team All-MAC as a junior in 2017, leading the team in receptions (63) and yards (722), to go along with four receiving touchdowns.
- » As a sophomore in 2016, caught 74 passes for 968 yards and 10 touchdowns, earning first-team All-MAC honors. Finished the season tied for 25th in the country in touchdown receptions.
- » Played the final 10 games of his freshman year in 2015, catching seven passes for 29 yards and returning 24 kickoffs for 457 yards.

Ä0C ÇÄÄYÄ

- » Attended Barrington (Ill.) High School.
- » In 2020, supported Special Olympics as part of the NFL's My Cause, My Cleats initiative.
- » Was a two-time all-conference, two-time all-area selection and voted team captain at Barrington High School.
- » Finished his final two seasons with 1,500 receiving yards and 28 touchdowns, including one via kick return, punt return and interception return.
- » Three-year varsity letterman in football and also lettered in track, earning six total letters.
- » Won the Mid-Suburban League in 2013.
- » Married to Jenna Miller.
- » Son of Scott and Kristen Miller and has three sisters, Megan, Abby, and Kelsey.
- » Majored in media production studies.

TRANSACTIONS

- » Originally selected by the Tampa Bay Buccaneers in the sixth round (208th overall) of the 2019 NFL Draft.
- » Signed by the Atlanta Falcons on March 30, 2023.

REGULAR SEASON COMPARISON: RECEIVING - CAROLINA PANTHERS

DATE	OPP	W/L	GP/GS	REC	YDS.	AVG.	TD	LG	TGTS	YAC	
10/13/19	TB vs. CAR	L	P	3	39	13.0	0	19	7	1	
9/20/20	TB vs. CAR	W	S	2	11	5.5	0	6	3	0	
11/15/20	TB @ CAR	W	P	1	4	4.0	0	4	1	5	
12/26/21	TB @ CAR	W	P	0	0	0	0	0	1	0	
1/9/22	TB vs. CAR	W	P	1	9	9.0	0	9	1	-1	
10/23/22	TB @ CAR	L	P	2	6	3.0	0	4	2	0	
TOTALS			4/2	6/1	9	69	7.7	0	19	15	5

SCOTTY MILLER'S NFL REGULAR SEASON RUSHING/RECEIVING STATISTICS

DATE	TEAM	RECEIVING							RUSHING				
		GP	GS	NO.	YDS.	AVG.	LG	TD	NO.	YDS.	AVG.	LG	TD
2022	Buccaneers	15	1	23	185	8.0	23	0	1	8	8.0	8	0
2021	Buccaneers	9	0	5	38	7.6	13	0	2	43	21.5	33t	1
2020	Buccaneers	16	5	33	501	15.2	48t	3	3	14	4.7	7	0
2019	Buccaneers	10	2	13	200	15.4	48	1	2	16	8.0	18	0
NFL TOTALS		50	8	74	924	12.5	48T	4	8	81	10.1	33T	1

SCOTTY MILLER'S NFL POSTSEASON RUSHING/RECEIVING STATISTICS

DATE	TEAM	RECEIVING							RUSHING				
		GP	GS	NO.	YDS.	AVG.	LG	TD	NO.	YDS.	AVG.	LG	TD
2022	Buccaneers	1	0	0	0	0.0	0	0	0	0	0.0	0	0
2021	Buccaneers	2	0	5	46	9.2	19	0	1	9	9.0	9	0
2020	Buccaneers	4	2	4	80	20.0	39t	1	2	5	2.5	8	0
NFL TOTALS		7	2	9	126	14.0	39T	1	3	14	4.7	9	0

SCOTTY MILLER'S NFL REGULAR SEASON RETURN STATISTICS

DATE	TEAM	KICKOFF RETURNS						PUNT RETURNS					
		RET.	YDS.	AVG.	LG	TD	NO.	FC	YDS.	AVG.	LG	TD	
2022	Buccaneers	0	0	0.0	0	0	0	0	0	0	0.0	0	0
2021	Buccaneers	1	19	19.0	19	0	0	0	0	0	0.0	0	0
2020	Buccaneers	0	0	0.0	0	0	0	0	0	0	0.0	0	0
2019	Buccaneers	0	0	0.0	0	0	0	0	0	0	0.0	0	0
NFL TOTALS		1	19	19.0	19	0	0	0	0	0	0.0	0	0

SCOTTY MILLER'S NFL POSTSEASON RETURN STATISTICS

DATE	TEAM	KICKOFF RETURNS						PUNT RETURNS					
		RET.	YDS.	AVG.	LG	TD	NO.	FC	YDS.	AVG.	LG	TD	
2022	Buccaneers	0	0	0.0	0	0	0	0	0	0	0.0	0	0
2021	Buccaneers	0	0	0.0	0	0	0	0	0	0	0.0	0	0
2020	Buccaneers	0	0	0.0	0	0	0	0	0	0	0.0	0	0
NFL TOTALS		0	0	0.0	0	0	0	0	0	0	0.0	0	0

SCOTTY MILLER'S SINGLE-GAME HIGHS: RUSHING/RECEIVING

Rush Attempts	2 vs. Carolina Panthers, Jan 09, 2022 1 at New York Giants, Nov 02, 2020 1 vs. Carolina Panthers, Sep 20, 2020 ...3 more at 1.	Receiving TDs	1 vs. Minnesota Vikings, Dec 13, 2020 1 at Las Vegas Raiders, Oct 25, 2020 ...2 more at 1.
Rushing Yards	43 vs. Carolina Panthers, Jan 09, 2022 18 at New Orleans Saints, Oct 06, 2019 7 at New York Giants, Nov 02, 2020	All-Purpose Yards	109 at Las Vegas Raiders, Oct 25, 2020 83 vs. Los Angeles Chargers, Oct 04, 2020 83 at Denver Broncos, Sep 27, 2020
Longest Runs	33t vs. Carolina Panthers, Jan 09, 2022 18 at New Orleans Saints, Oct 06, 2019 10 vs. Carolina Panthers, Jan 09, 2022	Kickoff Returns	1 vs. Atlanta Falcons, Sep 19, 2021
Rushing TDs	1 vs. Carolina Panthers, Jan 09, 2022	Kickoff Return Yards	19 vs. Atlanta Falcons, Sep 19, 2021
Receptions	6 at Las Vegas Raiders, Oct 25, 2020 5 vs. Los Angeles Chargers, Oct 04, 2020 5 at New Orleans Saints, Sep 13, 2020	Longest Kickoff Return	19 vs. Atlanta Falcons, Sep 19, 2021
Receiving Yards	109 at Las Vegas Raiders, Oct 25, 2020 83 vs. Los Angeles Chargers, Oct 04, 2020 83 at Denver Broncos, Sep 27, 2020	Most TDs	1 vs. Carolina Panthers, Jan 09, 2022 1 vs. Minnesota Vikings, Dec 13, 2020 ...3 more at 1.
Receiving Average	27.7 at Denver Broncos, Sep 27, 2020 18.2 at Las Vegas Raiders, Oct 25, 2020 17.8 vs. New Orleans Saints, Nov 17, 2019	Miscellaneous Tackles	1 vs. New Orleans Saints, Dec 28, 2021 1 at Indianapolis Colts, Nov 19, 2021 ...1 more at 1.
Longest Receptions	48t vs. Minnesota Vikings, Dec 13, 2020 48 vs. New Orleans Saints, Nov 17, 2019 47 at Denver Broncos, Sep 27, 2020		

SCOTTY MILLER'S SINGLE-GAME HIGHS - POSTSEASON: RUSHING/RECEIVING

Rush Attempts	1 vs. Philadelphia Eagles, Jan 16, 2022 1 vs. Kansas City Chiefs, Feb 07, 2021 ...1 more at 1.	Receiving Average	9.5 vs. Los Angeles Rams, Jan 23, 2022
Rushing Yards	9 vs. Philadelphia Eagles, Jan 16, 2022 8 at Washington Football Team, Jan 09, 2021	Longest Receptions	39t at Green Bay Packers, Jan 24, 2021 29 at New Orleans Saints, Jan 17, 2021 19 vs. Los Angeles Rams, Jan 23, 2022 1 at Green Bay Packers, Jan 24, 2021
Longest Runs	9 vs. Philadelphia Eagles, Jan 16, 2022 8 at Washington Football Team, Jan 09, 2021	Receiving TDs	1 at Green Bay Packers, Jan 24, 2021
Receptions	4 vs. Los Angeles Rams, Jan 23, 2022 2 at Green Bay Packers, Jan 24, 2021 1 vs. Philadelphia Eagles, Jan 16, 2022 ...2 more at 1.	All-Purpose Yards	38 vs. Los Angeles Rams, Jan 23, 2022 36 at Green Bay Packers, Jan 24, 2021 29 at New Orleans Saints, Jan 17, 2021 1 at Green Bay Packers, Jan 24, 2021
Receiving Yards	38 vs. Los Angeles Rams, Jan 23, 2022 36 at Green Bay Packers, Jan 24, 2021 29 at New Orleans Saints, Jan 17, 2021	Most TDs	1 at Green Bay Packers, Jan 24, 2021

SCOTTY MILLER'S 100-YARD RECEIVING GAMES (1): REGULAR SEASON

DATE	TEAM	NO.	YDS.	AVG.	LG	TD
10/25/20	at Raiders	6	109	18.2	35	1

SCOTTY MILLER'S 2022 GXG REGULAR-SEASON STATISTICS (BUCCANEERS)

DATE	OPPONENT	P/S	RECEIVING					RUSHING					W/L	SCORE	
			NO.	YDS.	AVG.	LG	TD	NO.	YDS.	AVG.	LG	TD			
09/11	at Cowboys		ON INACTIVE LIST											W	19-3
09/18	at Saints	P	3	34	11.3	23	0	1	8	8.0	8	0	W	20-10	
09/25	Packers	S	1	4	4.0	4	0	0	0	0.0	0	0	L	12-14	
10/02	Chiefs		ON INACTIVE LIST											L	31-41
10/09	Falcons	P	4	35	8.8	12	0	0	0	0.0	0	0	W	21-15	
10/16	at Steelers	P	0	0	0.0	0	0	0	0	0.0	0	0	L	18-20	
10/23	at Panthers	P	2	6	3.0	4	0	0	0	0.0	0	0	L	3-21	
10/27	Ravens	P	2	13	6.5	7	0	0	0	0.0	0	0	L	22-27	
11/06	Rams	P	7	53	7.6	14	0	0	0	0.0	0	0	W	16-13	
11/13	Seahawks	P	2	25	12.5	22	0	0	0	0.0	0	0	W	21-16	
11/27	at Browns	P	0	0	0.0	0	0	0	0	0.0	0	0	L	17-23+	
12/05	Saints	P	1	7	7.0	7	0	0	0	0.0	0	0	W	17-16	
12/11	at 49ers	P	0	0	0.0	0	0	0	0	0.0	0	0	L	7-35	
12/18	Bengals	P	0	0	0.0	0	0	0	0	0.0	0	0	L	23-34	
12/25	at Cardinals	P	0	0	0.0	0	0	0	0	0.0	0	0	W	19-16+	
01/01	Panthers	P	0	0	0.0	0	0	0	0	0.0	0	0	W	30-24	
01/08	at Falcons	P	1	8	8.0	8	0	0	0	0.0	0	0	L	17-30	
2022 TOTALS		15-1	23	185	8.0	23	0	1	8	8.0	8	0	8-9		

+ - Overtime

SCOTTY MILLER'S 2021 GXG REGULAR-SEASON STATISTICS (BUCCANEERS)

DATE	OPPONENT	P/S	RECEIVING					RUSHING					W/L	SCORE
			NO.	YDS.	AVG.	LG	TD	NO.	YDS.	AVG.	LG	TD		
09/09	Cowboys	P	0	0	0.0	0	0	0	0	0.0	0	0	W	31-29
09/19	Falcons	P	0	0	0.0	0	0	0	0	0.0	0	0	W	48-25
09/26	at Rams	P	2	11	5.5	8	0	0	0	0.0	0	0	L	24-34
10/03	at Patriots							DID NOT PLAY					W	19-17
10/10	Dolphins							DID NOT PLAY					W	45-17
10/14	at Eagles							DID NOT PLAY					W	28-22
10/24	Bears							DID NOT PLAY					W	38-3
10/31	at Saints							DID NOT PLAY					L	27-36
11/14	at Football Team							DID NOT PLAY					L	19-29
11/22	Giants							DID NOT PLAY					W	30-10
11/28	at Colts	P	0	0	0.0	0	0	0	0	0.0	0	0	W	38-31
12/05	at Falcons	P	0	0	0.0	0	0	0	0	0.0	0	0	W	30-17
12/12	Bills							ON INACTIVE LIST					W	33-27+
12/19	Saints	P	2	18	9.0	13	0	0	0	0.0	0	0	L	0-9
12/26	at Panthers	P	0	0	0.0	0	0	0	0	0.0	0	0	W	32-6
01/02	at Jets	P	0	0	0.0	0	0	0	0	0.0	0	0	W	28-24
01/09	Panthers	P	1	9	9.0	9	0	2	43	21.5	33t	1	W	41-17
2021 TOTALS		9-0	5	38	7.6	13	0	2	43	21.5	33T	1	13-4	

+ - Overtime

SCOTTY MILLER'S 2020 GXG REGULAR-SEASON STATISTICS (BUCCANEERS)

DATE	OPPONENT	P/S	RECEIVING					RUSHING					W/L	SCORE
			NO.	YDS.	AVG.	LG	TD	NO.	YDS.	AVG.	LG	TD		
09/13	at Saints							INJURED RESERVE					L	23-34
09/20	Panthers	S	2	11	5.5	6	0	1	1	1.0	1	0	W	31-17
09/27	at Broncos	P	3	83	27.7	47	0	0	0	0.0	0	0	W	28-10
10/04	Chargers	S	5	83	16.6	44	1	0	0	0.0	0	0	W	38-31
10/08	at Bears	S	0	0	0.0	0	0	0	0	0.0	0	0	L	19-20
10/18	Packers	P	1	6	6.0	6	0	0	0	0.0	0	0	W	38-10
10/25	at Raiders	P	6	109	18.2	35	1	0	0	0.0	0	0	W	45-20
11/02	at Giants	S	3	35	11.7	19	0	1	7	7.0	7	0	W	25-23
11/08	Saints	P	1	10	10.0	10	0	0	0	0.0	0	0	L	3-38
11/15	at Panthers	P	1	4	4.0	4	0	0	0	0.0	0	0	W	46-23
11/23	Rams	P	0	0	0.0	0	0	0	0	0.0	0	0	L	24-27
11/29	Chiefs	P	0	0	0.0	0	0	0	0	0.0	0	0	L	24-27
12/13	Vikings	P	1	48	48.0	48t	1	0	0	0.0	0	0	W	26-14
12/20	at Falcons	P	3	20	6.7	14	0	0	0	0.0	0	0	W	31-27
12/26	at Lions	P	1	7	7.0	7	0	0	0	0.0	0	0	W	47-7
01/03	Falcons	P	1	12	12.0	12	0	0	0	0.0	0	0	W	44-27
2020 TOTALS		15-4	28	428	15.3	48T	3	2	8	4.0	7	0	11-5	

SCOTTY MILLER'S 2022 GXG POSTSEASON STATISTICS (BUCCANEERS)

DATE	OPPONENT	P/S	RECEIVING					RUSHING					W/L	SCORE
			NO.	YDS.	AVG.	LG	TD	NO.	YDS.	AVG.	LG	TD		
01/16	Cowboys	P	0	0	0.0	0	0	0	0	0.0	0	0	L	14-31
2022 TOTALS		1-0	0	0	0.0	0	0	0	0	0.0	0	0	0-1	

SCOTTY MILLER'S 2021 GXG POSTSEASON STATISTICS (BUCCANEERS)

DATE	OPPONENT	P/S	RECEIVING					RUSHING					W/L	SCORE
			NO.	YDS.	AVG.	LG	TD	NO.	YDS.	AVG.	LG	TD		
01/16	Eagles	P	1	8	8.0	8	0	1	9	9.0	9	0	W	31-15
01/23	Rams	P	4	38	9.5	19	0	0	0	0.0	0	0	L	27-30
2021 TOTALS		2-0	5	46	9.2	19	0	1	9	9.0	9	0	1-1	

SCOTTY MILLER'S 2020 GXG POSTSEASON STATISTICS (BUCCANEERS)

DATE	OPPONENT	P/S	RECEIVING					RUSHING					W/L	SCORE
			NO.	YDS.	AVG.	LG	TD	NO.	YDS.	AVG.	LG	TD		
01/09	at Football Team	P	1	15	15.0	15	0	1	8	8.0	8	0	W	31-23
01/17	at Saints	P	1	29	29.0	29	0	0	0	0.0	0	0	W	30-20
01/24	at Packers	S	2	36	18.0	39t	1	0	0	0.0	0	0	W	31-26
02/07	Chiefs	S	0	0	0.0	0	0	1	-3	-3.0	-3	0	W	31-9
2020 TOTALS		4-2	4	80	20.0	39T	1	2	5	2.5	8	0	4-0	

RYAN NEUZIL
ACTIVE OFFENSIVE LINEMAN

64

Height: 6-3
DOB: 7/31/1997 (Age-26)
Experience: 2 Yrs
With Falcons: 2 Yrs

Weight: 303 lbs
School: Appalachian State
Acquired: P5-22
Hometown: Bradenton, Fla.

TY AOA A Q NUT UUE

- » Played in nine games, contributing on offense and special teams.

OY C OOC

- » Spent the 2021 season on the Falcons practice squad.

DA A A O O O

- » He was named All-American via Sporting News (second team) and PFF College (second team) in 2020.
- » Invited to the NFLPA Collegiate Bowl. Neuzil finished career with 44 straight starts at left guard — every game after he moved to that position from being a backup center during the week of the ULM game in the ninth game of the 2017 season.

- » Two-time first-team All-Sun Belt and three-time All-Sun Belt from PFF College.
- » In his four seasons, App State ranked seventh (2020), 16th (2019), 14th (2018) and 22nd (2017) in rushing yards per game while ranking 40th (2020), 13th (2019), 21st (2018) and second (2017) in sacks allowed per game.

AOC Q A A Y A

- » Neuzil was rated a two-star prospect by Rivals.com, Scout.com and 247Sports. Named First-team all-district and all-area selection as a tight end and caught 26 passes for 470 yards and two touchdowns as a senior. He also served as team’s punter, averaging 45 yards per kick .
- » Son of Tina and Jeffrey, who played baseball at Kansas and professionally for the Kansas City Royals organization, winning one batting title as a minor league rookie and reaching Triple A.

IN THE COMMUNITY

QOSONREI JO

- » Gave Thanksgiving meals to 1500 families in Atlanta as part of the Falcons Feast at Home Depot Backyard.
- » Assisted teammate Chris Lindstrom in surprising the Flowery Branch High School football team with a food truck after practice to kickoff their Homecoming week.
- » Participated in Hometown Huddle where the entire team volunteered and cleaned Anderson Park in Atlanta.
- » Attended Fishing with the Falcons Boat Day, where players spends time fishing with military veterans.

TRANSACTIONS

- » Signed by the Falcons as an undrafted free agent following the 2021 NFL Draft.
- » Waived by the Falcons on Aug. 31, 2021.
- » Signed to the Falcons practice squad on Sept. 1, 2021.
- » Waived by the Falcons on Aug. 30, 2022.
- » Signed to Atlanta’s practice squad on Aug. 31, 2022.
- » Signed to the Falcons active roster on Nov. 22, 2022.

RYAN NEUZIL'S NFL REGULAR SEASON STATISTICS

DATE	TEAM	GP	GS
2022	Falcons	9	0
2021	Falcons	0	0
NFL TOTALS		9	0

RYAN NEUZIL'S 2022 GXG REGULAR-SEASON STATISTICS (FALCONS)

DATE	OPPONENT	P/S		W/L	SCORE
09/11	Saints		PRACTICE SQUAD	L	26-27
09/18	at Rams		PRACTICE SQUAD	L	27-31
09/25	at Seahawks		PRACTICE SQUAD	W	27-23
10/02	Browns		PRACTICE SQUAD	W	23-20
10/09	at Buccaneers		PRACTICE SQUAD	L	15-21
10/16	49ers		PRACTICE SQUAD	W	28-14
10/23	at Bengals		PRACTICE SQUAD	L	17-35
10/30	Panthers		PRACTICE SQUAD	W	37-34+
11/06	Chargers		PRACTICE SQUAD	L	17-20
11/10	at Panthers	P		L	15-25
11/20	Bears		PRACTICE SQUAD	W	27-24
11/27	at Commanders	P		L	13-19
12/04	Steelers	P		L	16-19
12/18	at Saints	P		L	18-21
12/24	at Ravens	P		L	9-17
01/01	Cardinals	P		W	20-19
01/08	Buccaneers	P		W	30-17
2022 TOTALS		7-0		7-10	

+ - Overtime

RYAN NEUZIL'S 2021 GXG REGULAR-SEASON STATISTICS (FALCONS)

DATE	OPPONENT	P/S		W/L	SCORE
09/12	Eagles		PRACTICE SQUAD	L	6-32
09/19	at Buccaneers		PRACTICE SQUAD	L	25-48
09/26	at Giants		PRACTICE SQUAD	W	17-14
10/03	Football Team		PRACTICE SQUAD	L	30-34
10/10	Jets		PRACTICE SQUAD	W	27-20
10/24	at Dolphins		PRACTICE SQUAD	W	30-28
10/31	Panthers		PRACTICE SQUAD	L	13-19
11/07	at Saints		PRACTICE SQUAD	W	27-25
11/14	at Cowboys		PRACTICE SQUAD	L	3-43
11/18	Patriots		PRACTICE SQUAD	L	0-25
11/28	at Jaguars		PRACTICE SQUAD	W	21-14
12/05	Buccaneers		PRACTICE SQUAD	L	17-30
12/12	at Panthers		PRACTICE SQUAD	W	29-21
12/19	at 49ers		PRACTICE SQUAD	L	13-31
12/26	Lions		PRACTICE SQUAD	W	20-16
01/02	at Bills		PRACTICE SQUAD	L	15-29
01/09	Saints		DID NOT PLAY	L	20-30
2021 TOTALS		0-0		7-10	



TY AOA A Q NUT UDE

- » Played in 16 games (16 starts), recording a career-high 42 total tackles (19 solo), three tackles for loss, a career-high 2.0 sacks and one quarterback hit. He also contributed on special teams recording one field goal block.
- » Recorded a sack in Week 2 vs. Los Angeles Rams and Week 17 vs. Arizona.
- » Registered his second-career field goal block in Week 16 vs. Baltimore.

OY C OOC N

- » Played in 16 games (11 starts), recording 32 total tackles (18 solo), 1.0 sacks, five tackles for loss, two quarterback hits, one pass defended, one fumble recovery and one total special teams tackle as a rookie in 2021.
- » Blocked K Jason Sanders' 49-yard attempt in Week 7 vs. Miami last season becoming the first Falcon to block a field goal since Ra'Shede Hagemann in Week 11 of the 2014 season.
- » Posted a career-high nine total tackles (five solo), including one for a loss in Week 12 vs. Jaguars in 2021.

DA A A O O O

- » Played four seasons (2017-20) at the University of Notre Dame after redshirting in 2016.
- » Tallied 80 total tackles (44 solo), 17 tackles for loss, 13.0 sacks, six forced fumbles and two fumble recoveries in 43 games for the Fighting Irish.
- » Recorded 23 total tackles (15 solo), 7.0 sacks, seven tackles for loss, one forced fumble and one fumble recovery in 12 games in 2020 after being named a team captain.
- » Appeared in 13 games as a junior in 2019 and recorded 34 total tackles (17 solo), 4.5 sacks, seven tackles for loss, three forced fumbles and one fumble recovery.
- » Tallied 23 total tackles (12 solo), 1.0 sack, three tackles for loss and two forced fumbles in 13 games as a redshirt sophomore.
- » Appeared in five games as a redshirt freshman in 2017.

AOC Q A A Y A

- » Attended Walled Lake Central High School in Commerce Township, Mich.
- » Senior season was cut short due to injury but registered 68 total tackles, 9.0 sacks, 17 passes defended and four fumble recoveries as a junior in 2014.

IN THE COMMUNITY

OOSONEI JON

- » Visited and spent time with patients and staff at the Shepard Center.
- » Participated in Hometown Huddle where the entire team volunteered and cleaned Anderson Park in Atlanta.
- » Attended the Dirty Birds Nest Captains Summit.

TRANSACTIONS

- » Selected by the Atlanta Falcons in the fifth round (182nd overall) of the 2021 NFL Draft.

REGULAR SEASON COMPARISON: DEFENSIVE - CAROLINA PANTHERS

DATE	OPP	W/L	GP/GS	TACKLES							MISC						
				TOT	SOLO	ASST	SACK	YDS.	INT	TFL	PD	QBH	TD	FF	FR		
10/31/21	ATL vs. CAR	L	S	0	0	0	0.0	0.0	0	0	1	0	0	0	0	1	
10/30/22	ATL vs. CAR	W	S	2	0	2	0.0	0.0	0	0	0	0	0	0	0	0	
11/10/22	ATL @ CAR	L	S	4	2	2	0.0	0.0	0	1	0	0	0	0	0	0	
TOTALS		1/2	3/3	6	2	4	0.0	0.0	0	1	1	0	0	0	0	1	

ADE OGUDEJI'S NFL REGULAR SEASON DEFENSIVE STATISTICS

DATE	TEAM	GP	TACKLES										INTERCEPTIONS					FUMBLES					ST				MISC				
			GS	TK	S	A	TFL	YDS	SK	YDS	QBH	NO	YDS	LG	TD	PD	FF	FR	TD	YDS	TK	S	A	FF	FR	S	A	FF	FR	S	A
2022	Falcons	16	16	42	19	23	3	3	2.0	2.0	1	0	0	0	0	0	0	0	0	0	0	0	0	0	0	0	0	0	0	0	0
2021	Falcons	16	11	32	18	14	5	16	1.0	9.0	2	0	0	0	0	0	1	0	1	0	0	0	1	0	1	0	0	0	0	0	
NFL TOTALS		32	27	74	37	37	8	19	3.0	11.0	3	0	0	0	0	0	1	0	1	0	0	0	1	0	1	0	0	0	0	0	

ADE OGUDEJI'S SINGLE-GAME HIGHS: DEFENSIVE

<p>Total Tackles 9 at Jacksonville Jaguars, Nov 28, 2021 7 vs. Pittsburgh Steelers, Dec 04, 2022 6 at Washington Commanders, Nov 27, 2022 ...1 more at 6.</p>	<p>Fumble Recoveries 1 vs. Carolina Panthers, Oct 31, 2021 Tackles For Loss 1 vs. Arizona Cardinals, Jan 01, 2023 1 vs. Pittsburgh Steelers, Dec 04, 2022 ...6 more at 1.</p>	<p>Solo Tackles 5 at Jacksonville Jaguars, Nov 28, 2021 3 vs. Pittsburgh Steelers, Dec 04, 2022 3 vs. New Orleans Saints, Jan 09, 2022 Sacks 1.0 vs. Arizona Cardinals, Jan 01, 2023 1.0 at Los Angeles Rams, Sep 18, 2022 ...1 more at 1.0.</p>
<p>Special Teams Tackles 1 vs. New England Patriots, Nov 18, 2021</p>		
<p>Passes Defensed 1 vs. Carolina Panthers, Oct 31, 2021</p>		

ADE OGUDEJI'S 2022 GXG REGULAR-SEASON STATISTICS (FALCONS)

DATE	OPPONENT	P/S	TACKLES										INTERCEPTIONS					FUMBLES					ST				MISC																							
			TK	S	A	SK	YDS	TFL	YDS	QBH	NO	YDS	LG	TD	PD	FF	FR	TD	YDS	TK	S	A	FF	FR	S	A	FF	FR	S	A																				
09/11	Saints	S	3	1	2.0	0.0	0	0	0	0	0	0	0	0	0	0	0	0	0	0	0	0	0	0	0	0	0	0	0	L	26-27																			
09/18	at Rams	S	6	2	4	1.0	0.0	0	0	0	0	0	0	0	0	0	0	0	0	0	0	0	0	0	0	0	0	0	0	L	27-31																			
09/25	at Seahawks	S	1	0	1	0.0	0.0	0	0	0	0	0	0	0	0	0	0	0	0	0	0	0	0	0	0	0	0	0	W	27-23																				
10/02	Browns	S	2	2	0	0.0	0.0	0	0	0	0	0	0	0	0	0	0	0	0	0	0	0	0	0	0	0	0	0	W	23-20																				
10/09	at Buccaneers	S	1	1	0	0.0	0.0	0	0	0	0	0	0	0	0	0	0	0	0	0	0	0	0	0	0	0	0	0	L	15-21																				
10/16	49ers		ON INACTIVE LIST																																															
10/23	at Bengals	S	1	1	0	0.0	0.0	0	0	0	0	0	0	0	0	0	0	0	0	0	0	0	0	0	0	0	0	0	L	17-35																				
10/30	Panthers	S	2	0	2	0.0	0.0	0	0	0	0	0	0	0	0	0	0	0	0	0	0	0	0	0	0	0	0	0	W	37-34+																				
11/06	Chargers	S	1	0	1	0.0	0.0	0	0	0	0	0	0	0	0	0	0	0	0	0	0	0	0	0	0	0	0	L	17-20																					
11/10	at Panthers	S	4	2	2	0.0	0.0	1	1	0	0	0	0	0	0	0	0	0	0	0	0	0	0	0	0	0	0	L	15-25																					
11/20	Bears	S	1	1	0	0.0	0.0	0	0	0	0	0	0	0	0	0	0	0	0	0	0	0	0	0	0	0	0	W	27-24																					
11/27	at Commanders	S	6	1	5	0.0	0.0	0	0	0	0	0	0	0	0	0	0	0	0	0	0	0	0	0	0	0	0	L	13-19																					
12/04	Steelers	S	7	3	4	0.0	0.0	1	0	0	0	0	0	0	0	0	0	0	0	0	0	0	0	0	0	0	0	L	16-19																					
12/18	at Saints	S	0	0	0	0.0	0.0	0	0	0	0	0	0	0	0	0	0	0	0	0	0	0	0	0	0	0	0	L	18-21																					
12/24	at Ravens	S	3	2	1	0.0	0.0	0	0	0	0	0	0	0	0	0	0	0	0	0	0	0	0	0	0	0	0	L	9-17																					
01/01	Cardinals	S	2	1	1	1.0	2.0	1	2	1	0	0	0	0	0	0	0	0	0	0	0	0	0	0	0	0	0	W	20-19																					
01/08	Buccaneers	S	2	2	0	0.0	0.0	0	0	0	0	0	0	0	0	0	0	0	0	0	0	0	0	0	0	0	0	W	30-17																					
2022 TOTALS		16-16	42	19	23	2.0	2.0	3	3	1	0	0	0	0	0	0	0	0	0	0	0	0	0	0	0	0	0	7-10																						

+ - Overtime

ADE OGUNDEJI'S 2021 GXG REGULAR-SEASON STATISTICS (FALCONS)

			TACKLES							INTERCEPTIONS					FUMBLES				ST			MIS							
DATE	OPPONENT	P/S	T	S	A	SK	YD	TF	YD	QB	N	YD	L	T	P	F	F	T	YD	T	F	F	T	F	F	S	A	W/L	SCORE
			K	S	A	SK	S	L	S	H	O	S	G	D	D	F	R	D	S	K	S	A	F	R	S	A			
09/12	Eagles	P	1	1	0	0	0.0	0	0	0	0	0	0	0	0	0	0	0	0	0	0	0	0	0	0	0	0	L	6-32
09/19	at Buccaneers	P	0	0	0	0	0.0	0	0	0	0	0	0	0	0	0	0	0	0	0	0	0	0	0	0	0	L	25-48	
09/26	at Giants	P	0	0	0	0	0.0	0	0	0	0	0	0	0	0	0	0	0	0	0	0	0	0	0	0	0	W	17-14	
10/03	Football Team	P	2	1	1	0	0.0	0	0	0	0	0	0	0	0	0	0	0	0	0	0	0	0	0	0	0	L	30-34	
10/10	Jets	P	2	2	0	1	9.0	1	9	2	0	0	0	0	0	0	0	0	0	0	0	0	0	0	0	0	W	27-20	
10/24	at Dolphins	S	2	1	1	0	0.0	0	0	0	0	0	0	0	0	0	0	0	0	0	0	0	0	0	0	0	W	30-28	
10/31	Panthers	S	0	0	0	0	0.0	0	0	0	0	0	0	0	1	0	1	0	0	0	0	0	0	0	0	0	L	13-19	
11/07	at Saints	S	2	1	1	0	0.0	0	0	0	0	0	0	0	0	0	0	0	0	0	0	0	0	0	0	0	W	27-25	
11/14	at Cowboys	S	2	1	1	0	0.0	0	0	0	0	0	0	0	0	0	0	0	0	0	0	0	0	0	0	0	L	3-43	
11/18	Patriots	S	2	1	1	0	0.0	1	1	0	0	0	0	0	0	0	0	0	0	0	1	0	1	0	0	0	L	0-25	
11/28	at Jaguars	S	9	5	4	0	0.0	1	5	0	0	0	0	0	0	0	0	0	0	0	0	0	0	0	0	0	W	21-14	
12/05	Buccaneers	S	1	1	0	0	0.0	0	0	0	0	0	0	0	0	0	0	0	0	0	0	0	0	0	0	0	L	17-30	
12/12	at Panthers		ON INACTIVE LIST																							W	29-21		
12/19	at 49ers	S	3	1	2	0	0.0	1	1	0	0	0	0	0	0	0	0	0	0	0	0	0	0	0	0	0	L	13-31	
12/26	Lions	S	1	0	1	0	0.0	0	0	0	0	0	0	0	0	0	0	0	0	0	0	0	0	0	0	0	W	20-16	
01/02	at Bills	S	0	0	0	0	0.0	0	0	0	0	0	0	0	0	0	0	0	0	0	0	0	0	0	0	0	L	15-29	
01/09	Saints	S	5	3	2	0	0.0	1	0	0	0	0	0	0	0	0	0	0	0	0	0	0	0	0	0	0	L	20-30	
2021 TOTALS		16-11	32	18	11	0	9.0	5	16	2	0	0	0	0	1	0	1	0	0	0	1	0	1	0	0	0	7-10		

JEFF OKUDAH'S SINGLE-GAME HIGHS: DEFENSIVE

Total Tackles 15 at Dallas Cowboys, Oct 23, 2022
 10 vs. Philadelphia Eagles, Sep 11, 2022
 8 at Jacksonville Jaguars, Oct 18, 2020

Solo Tackles 12 at Dallas Cowboys, Oct 23, 2022
 7 vs. Philadelphia Eagles, Sep 11, 2022
 7 at Jacksonville Jaguars, Oct 18, 2020
 ...1 more at 7.

Passes Defensed 2 at New York Jets, Dec 18, 2022
 2 at Chicago Bears, Nov 13, 2022
 1 vs. Seattle Seahawks, Oct 02, 2022
 ...5 more at 1.

Forced Fumbles 1 vs. Green Bay Packers, Nov 06, 2022

Tackles For Loss 2 at Arizona Cardinals, Sep 27, 2020
 1 vs. Green Bay Packers, Nov 06, 2022
 1 at Dallas Cowboys, Oct 23, 2022
 ...2 more at 1.

Interceptions 1 at Chicago Bears, Nov 13, 2022
 1 at Arizona Cardinals, Sep 27, 2020

Interception Return Yards 36 at Arizona Cardinals, Sep 27, 2020
 20 at Chicago Bears, Nov 13, 2022

JEFF OKUDAH'S 2022 GXG REGULAR-SEASON STATISTICS (LIONS)

DATE	OPPONENT	P/S	TACKLES							INTERCEPTIONS					FUMBLES				ST			MIS C		SCORE			
			T	K	S	A	SK	YD	TF	YD	QB	N	YD	T	P	F	F	T	YD	T	F	F	S		A	W/L	
09/11	Eagles	S	10	7	3	0	0.0	0	0	0	0	0	0	0	1	0	0	0	0	0	0	0	0	0	0	L	35-38
09/18	Commanders	S	5	5	0	0	0.0	0	0	0	0	0	0	0	0	0	0	0	0	0	0	0	0	0	W	36-27	
09/25	at Vikings	S	3	2	1	0	0.0	0	0	0	0	0	0	1	0	0	0	0	0	0	0	0	0	0	L	24-28	
10/02	Seahawks	S	5	5	0	0	0.0	0	0	0	0	0	0	1	0	0	0	0	0	0	0	0	0	0	L	45-48	
10/09	at Patriots	S	1	0	1	0	0.0	0	0	0	0	0	0	0	0	0	0	0	0	0	0	0	0	0	L	0-29	
10/23	at Cowboys	S	15	12	3	0	0.0	1	2	0	0	0	0	0	0	0	0	0	0	0	0	0	0	0	L	6-24	
10/30	Dolphins	S	5	5	0	0	0.0	0	0	0	0	0	0	0	0	0	0	0	0	0	0	0	0	0	L	27-31	
11/06	Packers	S	5	5	0	0	0.0	1	0	0	0	0	0	0	1	0	0	0	0	0	0	0	0	0	W	15-9	
11/13	at Bears	S	1	1	0	0	0.0	0	0	0	0	1	20	20	1	2	0	0	0	0	0	0	0	0	W	31-30	
11/20	at Giants	S	3	3	0	0	0.0	0	0	0	0	0	0	0	0	0	0	0	0	0	0	0	0	0	W	31-18	
11/24	Bills																								L	25-28	
12/04	Jaguars	S	2	2	0	0	0.0	0	0	0	0	0	0	0	0	0	0	0	0	0	0	0	0	0	W	40-14	
12/11	Vikings	S	5	4	1	0	0.0	0	0	0	0	0	0	0	0	0	0	0	0	0	0	0	0	0	W	34-23	
12/18	at Jets	S	6	4	2	0	0.0	0	0	0	0	0	0	2	0	0	0	0	0	0	0	0	0	0	W	20-17	
12/24	at Panthers	S	6	4	2	0	0.0	0	0	0	0	0	0	0	0	0	0	0	0	0	0	0	0	0	L	23-37	
01/01	Bears	S	1	0	1	0	0.0	0	0	0	0	0	0	0	0	0	0	0	0	0	0	0	0	0	W	41-10	
01/08	at Packers																								W	20-16	
2022 TOTALS		15-15	73	51	9	4	0	0.0	2	2	0	1	20	20	1	7	1	0	0	0	0	0	0	0	0	9-8	

JEFF OKUDAH'S 2021 GXG REGULAR-SEASON STATISTICS (LIONS)

DATE	OPPONENT	P/S	TACKLES							INTERCEPTIONS					FUMBLES			ST			MISC		SCORE			
			TK	S	ASK	YDS	TFL	YDS	QBH	NO	YDS	LG	TD	PD	FF	FR	TD	YDS	TK	S	A	FF		FR	S	A
09/12	49ers	S	4	3	1	0	0	0	0	0	0	0	0	0	1	0	0	0	0	0	0	0	0	0	L	33-41
09/20	at Packers																							L	17-35	
09/26	Ravens																							L	17-19	
10/03	at Bears																							L	14-24	
10/10	at Vikings																							L	17-19	
10/17	Bengals																							L	11-34	
10/24	at Rams																							L	19-28	
10/31	Eagles																							L	6-44	
11/14	at Steelers																							T	16-16	
11/21	at Browns																							L	10-13	
11/25	Bears																							L	14-16	
12/05	Vikings																							W	29-27	
12/12	at Broncos																							L	10-38	
12/19	Cardinals																							W	30-12	
12/26	at Falcons																							L	16-20	
01/02	at Seahawks																							L	29-51	
01/09	Packers																							W	37-30	
2021 TOTALS		1-1	4	3	1	0	0	0	0	0	0	0	0	1	0	0	0	0	0	0	0	0	0	0	3-13-1	

JEFF OKUDAH'S 2020 GXG REGULAR-SEASON STATISTICS (LIONS)

DATE	OPPONENT	P/S	TACKLES							INTERCEPTIONS					FUMBLES			ST			MISC		SCORE		
			T	K	S	ASK	YD	TF	YD	QB	N	YD	L	T	P	F	F	YD	T	F	F	S		A	W/L
09/13	Bears																							L	23-27
09/20	at Packers	S	7	7	0	0	0	0	0	0	0	0	0	0	0	0	0	0	0	0	0	0	0	L	21-42
09/27	at Cardinals	S	6	6	0	0	2	9	0	1	36	36	0	1	0	0	0	0	0	0	0	0	0	W	26-23
10/04	Saints	P	5	3	2	0	0	0	0	0	0	0	0	0	0	0	0	0	0	0	0	0	0	L	29-35
10/18	at Jaguars	S	8	7	1	0	0	0	0	0	0	0	0	0	0	0	0	0	0	0	0	0	0	W	34-16
10/25	at Falcons	S	4	4	0	0	0	0	0	0	0	0	1	0	0	0	0	0	0	0	0	0	0	W	23-22
11/01	Colts	S	5	5	0	0	0	0	0	0	0	0	0	0	0	0	0	0	0	0	0	0	0	L	21-41
11/08	at Vikings	S	2	1	1	0	0	0	0	0	0	0	0	0	0	0	0	0	0	0	0	0	0	L	20-34
11/15	Football Team	P	3	3	0	0	1	3	0	0	0	0	0	0	0	0	0	0	0	0	0	0	0	W	30-27
11/22	at Panthers	P	7	5	2	0	0	1	3	0	0	0	0	0	0	0	0	0	0	0	0	0	0	L	0-20
11/26	Texans																							L	25-41
12/06	at Bears																							W	34-30
12/13	Packers																							L	24-31
12/20	at Titans																							L	25-46
12/26	Buccaneers																							L	7-47
01/03	Vikings																							L	35-37
2020 TOTALS		9-6	47	4	6	0	0	4	15	0	1	36	36	0	2	0	0	0	0	0	0	0	0	5-11	

DAVID ONYEMATA
ACTIVE DEFENSIVE LINEMAN

90

Height: 6-4	Weight: 300 lbs
DOB: 11/11/1992 (Age-30)	School: Manitoba (Canada)
Experience: 8 Yrs	Acquired: FA/23
With Falcons: 1 Yr	Pronunciation: own-ye-mah-ish
Hometown: Lagos, Nigeria	

🏈🏈🏈

- » Recorded 244 total tackles (131 solo), 63 quarterback hits, 28 tackles for loss, 23.0 sacks, six passes defended, two fumble recoveries, one forced fumble and one interception in 106 games (68 starts) for the Saints prior to being signed by the Falcons.
- » In 2022, he started all 17 games registering 43 total tackles (25 solo), 11 quarterback hits, 5.0 sacks, five tackles for loss, one fumble recovery and one pass defended.
- » Played in 11 games (11 starts) for the Saints in 2021, tallying 34 total tackles (12 solo), 2.0 sacks, two tackles for loss and one fumble recovery.
- » Set single-season career highs in total tackles (44), sacks (6.5), tackles for loss (10), pass defenses (two) and interceptions (one) in 15 starts for the Saints in 2020. Helped with a run defense that ranked fourth in the NFL in both yards per game (93.9) and yards per play (3.85).
- » In 2019, he started all 15 games he played in and tallied 32 total tackles (22 solo), 3.0 sacks, three tackles for loss, and one pass defended in helping with a run defense that ranked fourth in the NFL.
- » Played in all 16 games (four starts) in 2018, posting 35 total tackles (23 solo), in helping with a run defense that ranked second in the NFL, adding 4.5 sacks, four tackles for loss, one forced fumble and a pass defended.
- » Appeared in all 16 games (six starts) in 2017 and tallied 38 total tackles (18 solo), four tackles for loss, 2.0 sacks and a pass defended.
- » As a rookie in 2016, he appeared in all 16 games (no starts), recording 18 total tackles (11 solo).

- » Played four seasons (2012-15) at the University of Manitoba in Winnipeg, CA.
- » Recorded 166 tackles, 9.5 sacks, two passes defended, one forced fumble and one fumble recovery in 37 career games.
- » Became the first member of the Bisons program to be drafted into the NFL.
- » As a senior in 2015, was named a Canada West all-star for the second straight season, an all-Canadian for the first time and claimed the J.P. Metras Trophy as the top down lineman in CIS football. Second in the conference and ninth in the country with 5.0 sacks in eight league games and ranked second in Canada West in tackles for a loss (7.5) and 12th in overall tackles (38.5). Overall, in nine starts, he registered 50 total tackles, 5.0 sacks, one pass defended, one forced fumble and one fumble recovery.
- » Selected to play in the East-West Shrine Bowl.
- » As a junior in 2014, played in 11 games (10 starts) and posted 52 tackles and 2.9 sacks and 3.5 tackles for loss.
- » As a sophomore, started all 11 games and tallied 53 tackles, six tackles for loss, 1.5 sacks and a pass defended in 2013.
- » In his first season of organized football in 2012, played in seven games and recorded 11 total tackles, four tackles for loss and 0.5 sack.

🏈🏈🏈

- » Attended Christland Schools in Lagos, Nigeria.
- » He did not play football prior to attending college, as he instead played soccer growing up.
- » Born Ebuka Onyemata.
- » Majored in environmental science at the University of Manitoba.

🏈🏈🏈

TRANSACTIONS

- » Originally drafted by the New Orleans Saints in the fourth round (120th overall) of the 2016 NFL Draft.
- » Re-signed by the New Orleans Saints on March 19, 2020.
- » Signed by the Atlanta Falcons on March 15, 2023.

REGULAR SEASON COMPARISON: DEFENSIVE - CAROLINA PANTHERS

DATE	OPP	W/L	GP/GS	TACKLES							MISC				
				TOT	SOLO	ASST	SACK	YDS.	INT	TFL	PD	QBH	TD	FF	FR
10/16/16	NO vs. CAR	W	P	3	3	0	0.0	0.0	0	0	0	1	0	0	0
9/24/17	NO @ CAR	W	P	2	0	2	0.0	0.0	0	0	0	0	0	0	0
12/3/17	NO vs. CAR	W	S	4	1	3	0.0	0.0	0	0	0	0	0	0	0
12/17/18	NO @ CAR	W	P	2	2	0	1.0	12.0	0	1	0	1	0	0	0
12/30/18	NO vs. CAR	L	P	2	1	1	0.5	2.5	0	0	0	1	0	0	0
11/24/19	NO vs. CAR	W	S	2	2	0	1.0	2.0	0	1	0	2	0	0	0
12/29/19	NO @ CAR	W	S	1	0	1	0.0	0.0	0	0	1	0	0	0	0
10/25/20	NO vs. CAR	W	S	3	1	2	0.0	0.0	0	0	0	0	0	0	0
1/3/21	NO @ CAR	W	S	2	1	1	0.0	0.0	0	1	0	0	0	0	0
1/2/22	NO vs. CAR	W	S	2	1	1	0.0	0.0	0	1	0	0	0	0	0
9/25/22	NO @ CAR	L	S	3	2	1	0.0	0.0	0	0	0	1	0	0	0
1/8/23	NO vs. CAR	L	S	3	2	1	1.0	3.0	0	1	0	1	0	0	0
TOTALS		9/3	12/8	29	16	13	3.5	19.5	0	5	1	7	0	0	0

POSTSEASON COMPARISON: DEFENSIVE - CAROLINA PANTHERS

DATE	OPP	W/L	GP/GS	TACKLES							MISC				
				TOT	SOLO	ASST	SACK	YDS.	INT	TFL	PD	QBH	TD	FF	FR
1/7/18	NO vs. CAR	W	P	1	0	1	0.0	0.0	0	0	0	1	0	0	0
TOTALS		1/0	1/0	1	0	1	0.0	0.0	0	0	0	1	0	0	0

DAVID ONYEMATA'S NFL REGULAR SEASON DEFENSIVE STATISTICS

DATE	TEAM	GP	GS	TACKLES							INTERCEPTIONS					FUMBLES					ST		MISC					
				TK	S	A	TF	YD	SK	YDS	QB	N	YD	L	T	P	F	F	T	YD	T	K	S	A	F	F	S	A
2022	Saints	17	17	43	25	18	5	24	5.0	26.5	11	0	0	0	0	1	0	1	0	0	0	0	0	0	0	0	0	0
2021	Saints	11	11	34	12	22	2	10	2.0	17.0	10	0	0	0	0	0	1	0	0	0	0	0	0	0	0	0	0	0
2020	Saints	15	15	44	20	24	10	50	6.5	44.0	16	1	3	3	0	2	0	0	0	0	0	0	0	0	0	0	0	0
2019	Saints	15	15	32	22	10	3	15	3.0	15.0	11	0	0	0	0	1	0	0	0	0	0	0	0	0	0	0	0	0
2018	Saints	16	4	35	23	12	4	28	4.5	35.5	6	0	0	0	0	1	1	0	0	0	0	0	0	0	0	0	0	0
2017	Saints	16	6	38	18	20	4	13	2.0	10.0	5	0	0	0	1	0	0	0	0	0	0	0	0	0	0	0	0	0
2016	Saints	16	0	18	11	7	0	0	0.0	0.0	4	0	0	0	0	0	0	0	0	0	0	0	0	0	0	0	0	0
NFL TOTALS		106	68	24	13	11	28	140	23.	148.	63	1	3	3	0	6	1	2	0	0	0	0	0	0	0	0	0	0

DAVID ONYEMATA'S NFL POSTSEASON DEFENSIVE STATISTICS

DATE	TEAM	GP	GS	TACKLES							INTERCEPTIONS					FUMBLES					ST		MISC					
				TK	S	A	TFL	YDS	SK	YDS	QBH	NO	YDS	LG	TD	PD	FF	FR	TD	YDS	TK	S	A	FF	FR	S	A	
2020	Saints	2	2	5	1	4	0	0	0.0	0.0	0	0	0	0	0	0	0	0	0	0	0	0	0	0	0	0	0	0
2019	Saints	1	1	3	2	1	0	0	0.0	0.0	0	0	0	0	0	0	0	0	0	0	0	0	0	0	0	0	0	0
2018	Saints	2	1	4	2	2	0	0	0.0	0.0	0	0	0	0	0	0	0	0	0	0	0	0	0	0	0	0	0	0
2017	Saints	2	0	3	1	2	0	0	0.0	0.0	4	0	0	0	0	0	0	0	0	0	0	0	0	0	0	0	0	0
NFL TOTALS		7	4	15	6	9	0	0	0.0	0.0	4	0	0	0	0	0	0	0	0	0	0	0	0	0	0	0	0	0

DAVID ONYEMATA'S 2021 GYG REGULAR-SEASON STATISTICS (SAINTS)

			TACKLES					INTERCEPTIONS					FUMBLES			ST		MISC												
DATE	OPPONENT	P/S	TK	S	A	SK	YDS	TFL	YDS	QBH	NO	YDS	LG	TD	PD	FF	FR	TD	YDS	TK	S	A	FF	FR	S	A	W/L	SCORE		
09/12	Packers		RESERVE/LEAGUE SUSP.																									W	38-3	
09/19	at Panthers		RESERVE/COVID-19																									L	7-26	
09/26	at Patriots		RESERVE/COVID-19																									W	28-13	
10/03	Giants		RESERVE/COVID-19																									L	21-27+	
10/10	at Football Team		RESERVE/COVID-19																									W	33-22	
10/25	at Seahawks		RESERVE/LEAGUE SUSP.																									W	13-10	
10/31	Buccaneers		RESERVE/LEAGUE SUSP.																									W	36-27	
11/07	Falcons	S	7	2	5	0.0	0.0	0	0	2	0	0	0	0	0	0	0	0	0	0	0	0	0	0	0	0	0	0	L	25-27
11/14	at Titans	S	6	3	3	0.0	0.0	0	0	1	0	0	0	0	0	0	0	0	0	0	0	0	0	0	0	0	0	L	21-23	
11/21	at Eagles	S	4	2	2	0.5	3.5	0	0	1	0	0	0	0	0	0	0	0	0	0	0	0	0	0	0	0	L	29-40		
11/25	Bills	S	0	0	0	0.0	0.0	0	0	0	0	0	0	0	0	0	0	0	0	0	0	0	0	0	0	0	L	6-31		
12/02	Cowboys	S	4	1	3	0.0	0.0	0	0	2	0	0	0	0	0	0	0	0	0	0	0	0	0	0	0	0	L	17-27		
12/12	at Jets	S	0	0	0	0.0	0.0	0	0	0	0	0	0	0	0	0	0	0	0	0	0	0	0	0	0	0	W	30-9		
12/19	at Buccaneers	S	6	2	4	1.0	10.0	1	10	3	0	0	0	0	0	0	0	0	0	0	0	0	0	0	0	0	W	9-0		
12/27	Dolphins	S	1	1	0	0.0	0.0	0	0	0	0	0	0	0	0	0	0	0	0	0	0	0	0	0	0	0	L	3-20		
01/02	Panthers	S	2	1	1	0.0	0.0	1	0	0	0	0	0	0	0	0	0	0	0	0	0	0	0	0	0	0	W	18-10		
01/09	at Falcons	S	4	0	4	0.5	3.5	0	0	1	0	0	0	0	0	0	0	0	0	0	0	0	0	0	0	0	W	30-20		
2021 TOTALS		10-10	34	12	22	2.0	17.0	2	10	10	0	0	0	0	0	0	0	0	0	0	0	0	0	0	0	0	9-8			

+ - Overtime

DAVID ONYEMATA'S 2020 GYG REGULAR-SEASON STATISTICS (SAINTS)

			TACKLES					INTERCEPTIONS					FUMBLES			ST		MISC											
DATE	OPPONENT	P/S	T	K	S	A	SK	YD	TF	YD	QB	H	N	YD	L	T	P	F	F	T	YD	T	K	F	F	S	A	W/L	SCORE
09/13	Buccaneers	S	1	1	0	0	0.0	0.0	0	0	0	0	0	0	0	0	0	0	0	0	0	0	0	0	0	0	0	W	34-23
09/21	at Raiders	S	5	2	3	1.0	5.0	1	5	2	0	0	0	0	0	0	0	0	0	0	0	0	0	0	0	0	L	24-34	
09/27	Packers		ON INACTIVE LIST																									L	30-37
10/04	at Lions	S	1	1	0	1.0	9.0	1	9	1	0	0	0	0	0	0	0	0	0	0	0	0	0	0	0	0	W	35-29	
10/12	Chargers	S	3	1	2	0	0.0	1	5	1	0	0	0	0	0	0	0	0	0	0	0	0	0	0	0	0	W	30-27+	
10/25	Panthers	S	3	1	2	0	0.0	0	0	0	0	0	0	0	0	0	0	0	0	0	0	0	0	0	0	0	W	27-24	
11/01	at Bears	S	5	1	4	1.0	9.0	1	9	1	0	0	0	0	0	0	0	0	0	0	0	0	0	0	0	0	W	26-23+	
11/08	at Buccaneers	S	0	0	0	0	0.0	0	0	4	1	3	3	0	1	0	0	0	0	0	0	0	0	0	0	0	W	38-3	
11/15	49ers	S	4	4	0	0	0.0	2	4	2	0	0	0	0	1	0	0	0	0	0	0	0	0	0	0	0	W	27-13	
11/22	Falcons	S	3	3	0	2	0	9.0	2	9	2	0	0	0	0	0	0	0	0	0	0	0	0	0	0	0	W	24-9	
11/29	at Broncos	S	1	1	0	0	0.0	0	0	0	0	0	0	0	0	0	0	0	0	0	0	0	0	0	0	0	W	31-3	
12/06	at Falcons	S	5	2	3	1.0	9.0	1	9	1	0	0	0	0	0	0	0	0	0	0	0	0	0	0	0	0	W	21-16	
12/13	at Eagles	S	3	1	2	0	0.0	0	0	0	0	0	0	0	0	0	0	0	0	0	0	0	0	0	0	0	L	21-24	
12/20	Chiefs	S	5	1	4	0	0.0	0	0	1	0	0	0	0	0	0	0	0	0	0	0	0	0	0	0	0	L	29-32	
12/25	Vikings	S	3	0	3	0	3.0	0	0	1	0	0	0	0	0	0	0	0	0	0	0	0	0	0	0	0	W	52-33	
01/03	at Panthers	S	2	1	1	0	0.0	1	0	0	0	0	0	0	0	0	0	0	0	0	0	0	0	0	0	0	W	33-7	
2020 TOTALS		15-15	44	2	2	6	44.0	10	50	16	1	3	3	0	2	0	0	0	0	0	0	0	0	0	0	0	12-4		

+ - Overtime

DAVID ONYEMATA'S 2020 GXG POSTSEASON STATISTICS (SAINTS)

			TACKLES				INTERCEPTIONS					FUMBLES				ST			MIS					
DATE	OPPONENT	P/S	T	S	YD	TF	YD	QB	N	YD	L	T	P	F	F	YD	T	F	F	S	A	W/L	SCORE	
			K	S	S	L	S	H	O	S	G	D	D	F	R	D	K	S	A	R	S	A		
01/10	Bears	S	2	0	2	0	0	0	0	0	0	0	0	0	0	0	0	0	0	0	0	0	W	21-9
01/17	Buccaneers	S	3	1	2	0	0	0	0	0	0	0	0	0	0	0	0	0	0	0	0	0	L	20-30
2020 TOTALS		2-2	5	1	4	0	0	0	0	0	0	0	0	0	0	0	0	0	0	0	0	0	1-1	

TRANSACTIONS

- » Originally selected by the Minnesota Vikings in the first round (29th overall) of the 2013 NFL Draft.
- » Signed by the Oakland Raiders as an unrestricted free agent on March 13, 2017.
- » Traded to the New England Patriots on March 19, 2018.
- » Signed by the Chicago Bears as an unrestricted free agent on March 13, 2019.
- » Signed by the Atlanta Falcons as an unrestricted free agent on April 15, 2021.
- » Signed by the Falcons as an unrestricted free agent on March 22, 2022.

REGULAR SEASON COMPARISON: KICK RETURNS - CAROLINA PANTHERS

DATE	OPP	W/L	GP/GS	NO.	YDS.	AVG.	LG	TD
11/30/14	MIN vs. CAR	W	P	1	28	28.0	28	0
9/25/16	MIN @ CAR	W	S	2	40	20.0	25	0
10/31/21	ATL vs. CAR	L	S	1	25	25.0	25	0
11/10/22	ATL @ CAR	L	S	3	85	28.3	32	0
TOTALS		2/2	4/3	7	178	25.4	32	0

REGULAR SEASON COMPARISON: RECEIVING/RUSHING - CAROLINA PANTHERS

DATE	OPP	W/L	GP/GS	RECEIVING								RUSHING				
				NO.	YDS.	AVG.	LG	TD	TGTS	YAC	NO.	YDS.	AVG.	LG	TD	
10/18/20	CHI @ CAR	W	P	1	8	8.0	8	0	1	2	1	1	1.0	1	0	
10/31/21	ATL vs. CAR	L	S	5	37	7.4	18	1	5	22	9	35	3.9	14	0	
12/12/21	ATL @ CAR	W	S	2	1	0.5	3	0	5	2	16	58	3.6	11	1	
11/10/22	ATL @ CAR	L	S	1	2	2.0	2	0	1	0	5	18	3.6	9	0	
10/13/13	MIN vs. CAR	L	P	2	3	1.5	5	0	2	3	0	0	0	0	0	
11/30/14	MIN vs. CAR	W	P	0	0	0	0	0	1	0	0	0	0	0	0	
9/25/16	MIN @ CAR	W	S	1	8	8.0	8	0	1	8	0	0	0	0	0	
TOTALS		4/3	7/4	12	59	4.9	18	1	16	37	31	112	3.6	14	1	

CORDARRELLE PATTERSON'S NFL REGULAR SEASON RUSHING/RECEIVING STATISTICS

DATE	TEAM	GP	GS	RECEIVING					RUSHING				
				NO.	YDS.	AVG.	LG	TD	NO.	YDS.	AVG.	LG	TD
2022	Falcons	13	11	21	122	5.8	16	0	144	695	4.8	40	8
2021	Falcons	16	13	52	548	10.5	64	5	153	618	4.0	39	6
2020	Bears	16	3	21	132	6.3	25	0	64	232	3.6	13	1
2019	Bears	16	4	11	83	7.5	33	0	17	103	6.1	46	0
2018	Patriots	15	5	21	247	11.8	55t	3	42	228	5.4	27	1
2017	Raiders	16	2	31	309	10.0	59	0	13	121	9.3	47t	2
2016	Vikings	16	8	52	453	8.7	39	2	7	43	6.1	22	0
2015	Vikings	16	1	2	10	5.0	9	0	2	15	7.5	9	0
2014	Vikings	16	7	33	384	11.6	28	1	10	117	11.7	67t	1
2013	Vikings	16	6	45	469	10.4	79t	4	12	158	13.2	50t	3
NFL TOTALS		156	60	289	2,757	9.5	79T	15	464	2,330	5.0	67T	22

CORDARRELLE PATTERSON'S NFL POSTSEASON RUSHING/RECEIVING STATISTICS

DATE	TEAM	GP	GS	RECEIVING					RUSHING				
				NO.	YDS.	AVG.	LG	TD	NO.	YDS.	AVG.	LG	TD
2020	Bears	1	0	0	0	0.0	0	0	1	2	2.0	2	0
2018	Patriots	3	0	4	32	8.0	15	0	3	10	3.3	6	0
2015	Vikings	1	0	0	0	0.0	0	0	0	0	0.0	0	0
NFL TOTALS		5	0	4	32	8.0	15	0	4	12	3.0	6	0

CORDARRELLE PATTERSON'S NFL REGULAR SEASON RETURN STATISTICS

KICKOFF RETURNS							PUNT RETURNS					
DATE	TEAM	RET.	YDS.	AVG.	LG	TD	NO.	FC	YDS.	AVG.	LG	TD
2022	Falcons	9	284	31.6	103t	1	0	0	0	0.0	0	0
2021	Falcons	18	434	24.1	32	0	0	0	0	0.0	0	0
2020	Bears	35	1,017	29.1	104t	1	0	0	0	0.0	0	0
2019	Bears	28	825	29.5	102t	1	0	0	0	0.0	0	0
2018	Patriots	23	663	28.8	95t	1	0	0	0	0.0	0	0
2017	Raiders	19	538	28.3	49	0	0	0	0	0.0	0	0
2016	Vikings	25	792	31.7	104t	1	1	1	9	9.0	9	0
2015	Vikings	32	1,019	31.8	101t	2	0	0	0	0.0	0	0
2014	Vikings	34	871	25.6	51	0	0	0	0	0.0	0	0
2013	Vikings	43	1,393	32.4	109t	2	0	1	0	0.0	0	0
NFL TOTALS		266	7,836	29.5	109T	9	1	2	9	9.0	9	0

CORDARRELLE PATTERSON'S NFL POSTSEASON RETURN STATISTICS

KICKOFF RETURNS							PUNT RETURNS					
DATE	TEAM	RET.	YDS.	AVG.	LG	TD	NO.	FC	YDS.	AVG.	LG	TD
2020	Bears	2	68	34.0	42	0	0	0	0	0.0	0	0
2018	Patriots	5	141	28.2	38	0	0	0	0	0.0	0	0
2015	Vikings	3	65	21.7	34	0	0	0	0	0.0	0	0
NFL TOTALS		10	274	27.4	42	0	0	0	0	0.0	0	0

CORDARRELLE PATTERSON'S SINGLE-GAME HIGHS: RUSHING/RECEIVING

<p>Rush Attempts 22 vs. New Orleans Saints, Sep 11, 2022 17 at Seattle Seahawks, Sep 25, 2022 16 at Carolina Panthers, Dec 12, 2021 ...1 more at 16.</p> <p>Rushing Yards 141 at Seattle Seahawks, Sep 25, 2022 120 vs. New Orleans Saints, Sep 11, 2022 108 at Jacksonville Jaguars, Nov 28, 2021</p> <p>Rushing Average 8.3 at Seattle Seahawks, Sep 25, 2022 7.7 vs. Philadelphia Eagles, Sep 12, 2021 6.8 at Jacksonville Jaguars, Nov 28, 2021</p> <p>Longest Runs 67t at St. Louis Rams, Sep 07, 2014 50t vs. Detroit Lions, Dec 29, 2013 47t vs. Los Angeles Chargers, Oct 15, 2017</p> <p>Rushing TDs 2 vs. Los Angeles Chargers, Nov 06, 2022 2 at Jacksonville Jaguars, Nov 28, 2021 1 vs. Tampa Bay Buccaneers, Jan 08, 2023 ...17 more at 1.</p> <p>Receptions 8 at Green Bay Packers, Nov 24, 2013 7 vs. New York Jets, Oct 10, 2021 7 at Philadelphia Eagles, Oct 23, 2016</p> <p>Receiving Yards 141 at Baltimore Ravens, Dec 08, 2013 126 at New Orleans Saints, Nov 07, 2021 97 vs. New York Giants, Dec 03, 2017</p> <p>Receiving Average 28.2 at Baltimore Ravens, Dec 08, 2013 24.3 vs. New York Giants, Dec 03, 2017 24.0 vs. Denver Broncos, Nov 26, 2017</p> <p>Longest Receptions 79t at Baltimore Ravens, Dec 08, 2013 64 at New Orleans Saints, Nov 07, 2021 59 vs. New York Giants, Dec 03, 2017</p> <p>Receiving TDs 3 vs. Washington Football Team, Oct 03, 2021 1 vs. Carolina Panthers, Oct 31, 2021 1 at Tampa Bay Buccaneers, Sep 19, 2021 ...10 more at 1.</p> <p>All-Purpose Yards 258 at Baltimore Ravens, Dec 08, 2013 254 vs. Green Bay Packers, Oct 27, 2013 206 vs. Chicago Bears, Nov 20, 2022</p>	<p>Kickoff Returns 5 vs. Seattle Seahawks, Dec 06, 2015 5 vs. Green Bay Packers, Oct 27, 2013 ...1 more at 5.</p> <p>Kickoff Return Yards 228 vs. Green Bay Packers, Oct 27, 2013 198 vs. Seattle Seahawks, Dec 06, 2015 179 at Chicago Bears, Oct 21, 2018</p> <p>Longest Kickoff Return 109t vs. Green Bay Packers, Oct 27, 2013 105t at Chicago Bears, Sep 15, 2013 104t vs. Minnesota Vikings, Nov 16, 2020 ...1 more at 104.</p> <p>Kickoff Return TDs 1 vs. Chicago Bears, Nov 20, 2022 1 vs. Minnesota Vikings, Nov 16, 2020 ...7 more at 1.</p> <p>Fair Catches 1 vs. Dallas Cowboys, Dec 01, 2016 1 vs. Philadelphia Eagles, Dec 15, 2013</p> <p>Punt Return Yards 9 at Tennessee Titans, Sep 11, 2016</p> <p>Punt Returns 1 vs. Dallas Cowboys, Dec 01, 2016</p> <p>Kickoff Return Average 49.7 at Chicago Bears, Sep 15, 2013 49.0 vs. Chicago Bears, Nov 20, 2022 45.6 vs. Green Bay Packers, Oct 27, 2013</p> <p>Special Teams Tackles 1 vs. Philadelphia Eagles, Sep 12, 2021 1 vs. Tampa Bay Buccaneers, Oct 08, 2020 ...19 more at 1.</p> <p>Most TDs 3 vs. Washington Football Team, Oct 03, 2021 2 vs. Los Angeles Chargers, Nov 06, 2022 2 at Jacksonville Jaguars, Nov 28, 2021 ...2 more at 2.</p> <p>Miscellaneous Tackles 1 vs. Miami Dolphins, Sep 30, 2018 1 at Detroit Lions, Nov 24, 2016</p>
--	---

CORDARRELLE PATTERSON'S SINGLE-GAME HIGHS - POSTSEASON: RUSHING/RECEIVING

Rush Attempts	2 at Los Angeles Rams, Feb 03, 2019 1 at New Orleans Saints, Jan 10, 2021 1 vs. Los Angeles Chargers, Jan 13, 2019	All-Purpose Yards	98 at Kansas City Chiefs, Jan 20, 2019 70 at New Orleans Saints, Jan 10, 2021 65 vs. Seattle Seahawks, Jan 10, 2016
Rushing Yards	7 at Los Angeles Rams, Feb 03, 2019 3 vs. Los Angeles Chargers, Jan 13, 2019 2 at New Orleans Saints, Jan 10, 2021	Kickoff Returns	3 at Kansas City Chiefs, Jan 20, 2019 3 vs. Seattle Seahawks, Jan 10, 2016 2 at New Orleans Saints, Jan 10, 2021
Longest Runs	6 at Los Angeles Rams, Feb 03, 2019 3 vs. Los Angeles Chargers, Jan 13, 2019 2 at New Orleans Saints, Jan 10, 2021	Kickoff Return Yards	80 at Kansas City Chiefs, Jan 20, 2019 68 at New Orleans Saints, Jan 10, 2021 65 vs. Seattle Seahawks, Jan 10, 2016
Receptions	2 at Los Angeles Rams, Feb 03, 2019 2 at Kansas City Chiefs, Jan 20, 2019	Longest Kickoff Return	42 at New Orleans Saints, Jan 10, 2021 38 at Los Angeles Rams, Feb 03, 2019 38 at Kansas City Chiefs, Jan 20, 2019
Receiving Yards	18 at Kansas City Chiefs, Jan 20, 2019 14 at Los Angeles Rams, Feb 03, 2019	Kickoff Return Average	26.7 at Kansas City Chiefs, Jan 20, 2019 21.7 vs. Seattle Seahawks, Jan 10, 2016
Longest Receptions	15 at Kansas City Chiefs, Jan 20, 2019 9 at Los Angeles Rams, Feb 03, 2019 5 at Los Angeles Rams, Feb 03, 2019		

CORDARRELLE PATTERSON'S 100-YARD RECEIVING GAMES (2): REGULAR SEASON

DATE	TEAM	NO.	YDS.	AVG.	LG	TD
12/08/13	at Ravens	5	141	28.2	79t	1
11/07/21	at Saints	6	126	21.0	64	0

CORDARRELLE PATTERSON'S 100-YARD RUSHING GAMES (4): REGULAR SEASON

DATE	TEAM	ATT.	YDS.	AVG.	LG	TD
09/07/14	at Rams	3	102	34.0	67t	1
11/28/21	at Jaguars	16	108	6.8	27	2
09/11/22	SAINTS	22	120	5.5	15	1
09/25/22	at Seahawks	17	141	8.3	40	1

CORDARRELLE PATTERSON'S 2022 GXG REGULAR-SEASON STATISTICS (FALCONS)

DATE	OPPONENT	P/S	RECEIVING					RUSHING					W/L	SCORE
			NO.	YDS.	AVG.	LG	TD	NO.	YDS.	AVG.	LG	TD		
09/11	Saints	P	3	16	5.3	10	0	22	120	5.5	15	1	L	26-27
09/18	at Rams	S	0	0	0.0	0	0	10	41	4.1	11	0	L	27-31
09/25	at Seahawks	S	1	12	12.0	12	0	17	141	8.3	40	1	W	27-23
10/02	Browns	S	0	0	0.0	0	0	9	38	4.2	13t	1	W	23-20
10/09	at Buccaneers												L	15-21
10/16	49ers												W	28-14
10/23	at Bengals												L	17-35
10/30	Panthers												W	37-34+
11/06	Chargers	S	1	9	9.0	9	0	13	44	3.4	7	2	L	17-20
11/10	at Panthers	S	1	2	2.0	2	0	5	18	3.6	9	0	L	15-25
11/20	Bears	S	2	7	3.5	9	0	10	52	5.2	17	0	W	27-24
11/27	at Commanders	S	3	19	6.3	15	0	11	52	4.7	21	0	L	13-19
12/04	Steelers	S	0	0	0.0	0	0	11	60	5.5	22	0	L	16-19
12/18	at Saints	S	1	0	0.0	0	0	14	52	3.7	11	1	L	18-21
12/24	at Ravens	S	1	14	14.0	14	0	8	17	2.1	7	0	L	9-17
01/01	Cardinals	S	6	42	7.0	16	0	9	42	4.7	22	1	W	20-19
01/08	Buccaneers	P	2	1	0.5	4	0	5	18	3.6	8	1	W	30-17
2022 TOTALS		13-11	21	122	5.8	16	0	144	695	4.8	40	8	7-10	

+ - Overtime

CORDARRELLE PATTERSON'S 2021 GXG REGULAR-SEASON STATISTICS (FALCONS)

DATE	OPPONENT	P/S	RECEIVING					RUSHING					W/L	SCORE
			NO.	YDS.	AVG.	LG	TD	NO.	YDS.	AVG.	LG	TD		
09/12	Eagles	S	2	13	6.5	12	0	7	54	7.7	14	0	L	6-32
09/19	at Buccaneers	P	5	58	11.6	23	1	7	11	1.6	10t	1	L	25-48
09/26	at Giants	P	6	82	13.7	28	0	7	20	2.9	11	0	W	17-14
10/03	Football Team	S	5	82	16.4	42t	3	6	34	5.7	13	0	L	30-34
10/10	Jets	P	7	60	8.6	16	0	14	54	3.9	12	0	W	27-20
10/24	at Dolphins	S	2	1	0.5	4	0	14	60	4.3	13	1	W	30-28
10/31	Panthers	S	5	37	7.4	18	1	9	35	3.9	14	0	L	13-19
11/07	at Saints	S	6	126	21.0	64	0	9	10	1.1	4	0	W	27-25
11/14	at Cowboys	S	1	14	14.0	14	0	4	25	6.3	14	0	L	3-43
11/18	Patriots							INACTIVE					L	0-25
11/28	at Jaguars	S	2	27	13.5	20	0	16	108	6.8	27	2	W	21-14
12/05	Buccaneers	S	3	18	6.0	6	0	13	78	6.0	39	0	L	17-30
12/12	at Panthers	S	2	1	0.5	3	0	16	58	3.6	11	1	W	29-21
12/19	at 49ers	S	2	5	2.5	5	0	11	18	1.6	4	0	L	13-31
12/26	Lions	S	1	-1	-1.0	-1	0	7	14	2.0	6t	1	W	20-16
01/02	at Bills	S	2	24	12.0	15	0	9	28	3.1	13	0	L	15-29
01/09	Saints	S	1	1	1.0	1	0	4	11	2.8	4	0	L	20-30
2021 TOTALS	16-13		52	548	10.5	64	5	153	618	4.0	39	6	7-10	

CORDARRELLE PATTERSON'S 2020 GXG REGULAR-SEASON STATISTICS (BEARS)

DATE	OPPONENT	P/S	RECEIVING					RUSHING					W/L	SCORE
			NO.	YDS.	AVG.	LG	TD	NO.	YDS.	AVG.	LG	TD		
09/13	at Lions	P	1	12	12.0	12	0	4	19	4.8	13	0	W	27-23
09/20	Giants	P	2	8	4.0	9	0	7	25	3.6	10	0	W	17-13
09/27	at Falcons	P	0	0	0.0	0	0	4	13	3.3	6	0	W	30-26
10/04	Colts	P	1	0	0.0	0	0	3	5	1.7	4	0	L	11-19
10/08	Buccaneers	S	3	38	12.7	25	0	3	7	2.3	3	0	W	20-19
10/18	at Panthers	P	1	8	8.0	8	0	1	1	1.0	1	0	W	23-16
10/26	at Rams	P	3	11	3.7	7	0	3	1	0.3	2	0	L	10-24
11/01	Saints	P	2	1	0.5	5	0	1	4	4.0	4	0	L	23-26+
11/08	at Titans	S	4	27	6.8	9	0	3	13	4.3	6	0	L	17-24
11/16	Vikings	S	2	19	9.5	10	0	12	30	2.5	6	0	L	13-19
11/29	at Packers	P	0	0	0.0	0	0	2	8	4.0	6	0	L	25-41
12/06	Lions	P	1	4	4.0	4	0	10	59	5.9	13	1	L	30-34
12/13	Texans	P	0	0	0.0	0	0	6	26	4.3	12	0	W	36-7
12/20	at Vikings	P	1	4	4.0	4	0	1	3	3.0	3	0	W	33-27
12/27	at Jaguars	P	0	0	0.0	0	0	0	0	0.0	0	0	W	41-17
01/03	Packers	P	0	0	0.0	0	0	4	18	4.5	7	0	L	16-35
2020 TOTALS	16-3		21	132	6.3	25	0	64	232	3.6	13	1	8-8	

+- Overtime

CORDARRELLE PATTERSON'S 2017 GXG REGULAR-SEASON STATISTICS (RAIDERS)

DATE	OPPONENT	P/S	RECEIVING					RUSHING					W/L	SCORE
			NO.	YDS.	AVG.	LG	TD	NO.	YDS.	AVG.	LG	TD		
09/10	at Titans	P	1	2	2.0	2	0	1	5	5.0	5	0	W	26-16
09/17	Jets	P	1	6	6.0	6	0	3	57	19.0	43t	1	W	45-20
09/24	at Redskins	P	1	7	7.0	7	0	2	5	2.5	8	0	L	10-27
10/01	at Broncos	P	6	33	5.5	11	0	1	2	2.0	2	0	L	10-16
10/08	Ravens	P	0	0	0.0	0	0	0	0	0.0	0	0	L	17-30
10/15	Chargers	P	1	5	5.0	4	0	3	55	18.3	47t	1	L	16-17
10/19	Chiefs	P	1	9	9.0	9	0	0	0	0.0	0	0	W	31-30
10/29	at Bills	S	3	7	2.3	3	0	0	0	0.0	0	0	L	14-34
11/05	at Dolphins	P	0	0	0.0	0	0	0	0	0.0	0	0	W	27-24
11/19	Patriots	P	4	45	11.3	22	0	0	0	0.0	0	0	L	8-33
11/26	Broncos	P	3	72	24.0	54	0	0	0	0.0	0	0	W	21-14
12/03	Giants	S	4	97	24.3	59	0	2	1	0.5	1	0	W	24-17
12/10	at Chiefs	P	3	8	2.7	7	0	0	0	0.0	0	0	L	15-26
12/17	Cowboys	P	1	7	7.0	7	0	1	-4	-4.0	-4	0	L	17-20
12/25	at Eagles	P	1	7	7.0	7	0	0	0	0.0	0	0	L	10-19
12/31	at Chargers	P	1	4	4.0	4	0	0	0	0.0	0	0	L	10-30
2017 TOTALS	16-2		31	309	10.0	59	0	13	121	9.3	47T	2	6-10	

CORDARRELLE PATTERSON'S 2016 GXG REGULAR-SEASON STATISTICS (VIKINGS)

DATE	OPPONENT	P/S	RECEIVING					RUSHING					W/L	SCORE
			NO.	YDS.	AVG.	LG	TD	NO.	YDS.	AVG.	LG	TD		
09/11	at Titans	P	1	6	6.0	6	0	1	8	8.0	8	0	W	25-16
09/18	Packers	P	0	0	0.0	0	0	1	-2	-2.0	-2	0	W	17-14
09/25	at Panthers	S	1	8	8.0	8	0	0	0	0.0	0	0	W	22-10
10/03	Giants	P	5	38	7.6	21	0	1	2	2.0	2	0	W	24-10
10/09	Texans	S	4	39	9.8	15	1	1	7	7.0	7	0	W	31-13
10/23	at Eagles	S	7	67	9.6	15	1	0	0	0.0	0	0	L	10-21
10/31	at Bears	P	3	36	12.0	21	0	0	0	0.0	0	0	L	10-20
11/06	Lions	S	6	45	7.5	13	0	0	0	0.0	0	0	L	16-22+
11/13	at Redskins	P	3	17	5.7	9	0	0	0	0.0	0	0	L	20-26
11/20	Cardinals	S	4	53	13.3	30	0	0	0	0.0	0	0	W	30-24
11/24	at Lions	S	5	15	3.0	10	0	1	22	22.0	22	0	L	13-16
12/01	Cowboys	P	2	10	5.0	5	0	2	6	3.0	6	0	L	15-17
12/11	at Jaguars	S	3	18	6.0	11	0	0	0	0.0	0	0	W	25-16
12/18	Colts	P	5	49	9.8	19	0	0	0	0.0	0	0	L	6-34
12/24	at Packers	S	2	13	6.5	10	0	0	0	0.0	0	0	L	25-38
01/01	Bears	P	1	39	39.0	39	0	0	0	0.0	0	0	W	38-10
2016 TOTALS	16-8		52	453	8.7	39	2	7	43	6.1	22	0	8-8	

+- Overtime

CORDARRELLE PATTERSON'S 2015 GXG REGULAR-SEASON STATISTICS (VIKINGS)

DATE	OPPONENT	P/S	RECEIVING					RUSHING					W/L	SCORE
			NO.	YDS.	AVG.	LG	TD	NO.	YDS.	AVG.	LG	TD		
09/14	at 49ers	P	1	1	1.0	1	0	0	0	0.0	0	0	L	3-20
09/20	Lions	P	0	0	0.0	0	0	0	0	0.0	0	0	W	26-16
09/27	Chargers	P	0	0	0.0	0	0	1	9	9.0	9	0	W	31-14
10/04	at Broncos	S	1	9	9.0	9	0	0	0	0.0	0	0	L	20-23
10/18	Chiefs	P	0	0	0.0	0	0	0	0	0.0	0	0	W	16-10
10/25	at Lions	P	0	0	0.0	0	0	0	0	0.0	0	0	W	28-19
11/01	at Bears	P	0	0	0.0	0	0	0	0	0.0	0	0	W	23-20
11/08	Rams	P	0	0	0.0	0	0	0	0	0.0	0	0	W	21-18+
11/15	at Raiders	P	0	0	0.0	0	0	1	6	6.0	6	0	W	30-14
11/22	Packers	P	0	0	0.0	0	0	0	0	0.0	0	0	L	13-30
11/29	at Falcons	P	0	0	0.0	0	0	0	0	0.0	0	0	W	20-10
12/06	Seahawks	P	0	0	0.0	0	0	0	0	0.0	0	0	L	7-38
12/10	at Cardinals	P	0	0	0.0	0	0	0	0	0.0	0	0	L	20-23
12/20	Bears	P	0	0	0.0	0	0	0	0	0.0	0	0	W	38-17
12/27	Giants	P	0	0	0.0	0	0	0	0	0.0	0	0	W	49-17
01/03	at Packers	P	0	0	0.0	0	0	0	0	0.0	0	0	W	20-13
2015 TOTALS	16-1		2	10	5.0	9	0	2	15	7.5	9	0	11-5	

+ - Overtime

CORDARRELLE PATTERSON'S 2014 GXG REGULAR-SEASON STATISTICS (VIKINGS)

DATE	OPPONENT	P/S	RECEIVING					RUSHING					W/L	SCORE
			NO.	YDS.	AVG.	LG	TD	NO.	YDS.	AVG.	LG	TD		
09/07	at Rams	S	3	26	8.7	13	0	3	102	34.0	67t	1	W	34-6
09/14	Patriots	S	4	56	14.0	26	0	0	0	0.0	0	0	L	7-30
09/21	at Saints	P	4	61	15.3	28	0	1	-7	-7.0	-7	0	L	9-20
09/28	Falcons	S	2	38	19.0	22	0	0	0	0.0	0	0	W	41-28
10/02	at Packers	S	2	8	4.0	6	0	0	0	0.0	0	0	L	10-42
10/12	Lions	S	2	15	7.5	9	0	1	2	2.0	2	0	L	3-17
10/19	at Bills	P	2	9	4.5	5	1	1	3	3.0	3	0	L	16-17
10/26	at Buccaneers	S	6	86	14.3	28	0	1	10	10.0	10	0	W	19-13+
11/02	Redskins	S	1	9	9.0	9	0	0	0	0.0	0	0	W	29-26
11/16	at Bears	P	2	24	12.0	17	0	1	3	3.0	3	0	L	13-21
11/23	Packers	P	2	18	9.0	10	0	0	0	0.0	0	0	L	21-24
11/30	Panthers	P	0	0	0.0	0	0	0	0	0.0	0	0	W	31-13
12/07	Jets	P	0	0	0.0	0	0	1	6	6.0	6	0	W	30-24+
12/14	at Lions	P	2	16	8.0	9	0	0	0	0.0	0	0	L	14-16
12/21	at Dolphins	P	1	18	18.0	18	0	1	-2	-2.0	-2	0	L	35-37
12/28	Bears	P	0	0	0.0	0	0	0	0	0.0	0	0	W	13-9
2014 TOTALS	16-7		33	384	11.6	28	1	10	117	11.7	67T	1	7-9	

+ - Overtime

CORDARRELLE PATTERSON'S 2013 GXG REGULAR-SEASON STATISTICS (VIKINGS)

DATE	OPPONENT	P/S	RECEIVING					RUSHING					W/L/T	SCORE
			NO.	YDS.	AVG.	LG	TD	NO.	YDS.	AVG.	LG	TD		
09/08	at Lions	P	1	10	10.0	10	0	0	0	0.0	0	0	L	24-34
09/15	at Bears	P	2	14	7.0	14	0	0	0	0.0	0	0	L	30-31
09/22	Browns	P	2	49	24.5	37	0	1	0	0.0	0	0	L	27-31
09/29	Steelers	P	1	9	9.0	9	0	0	0	0.0	0	0	W	34-27
10/13	Panthers	P	2	3	1.5	5	0	0	0	0.0	0	0	L	10-35
10/21	at Giants	P	3	22	7.3	15	0	1	2	2.0	2	0	L	7-23
10/27	Packers	P	2	26	13.0	17	0	0	0	0.0	0	0	L	31-44
11/03	at Cowboys	P	3	13	4.3	5	0	0	0	0.0	0	0	L	23-27
11/07	Redskins	P	2	22	11.0	20	1	0	0	0.0	0	0	W	34-27
11/17	at Seahawks	S	3	28	9.3	15	0	0	0	0.0	0	0	L	20-41
11/24	at Packers	P	8	54	6.8	21	0	0	0	0.0	0	0	T	26-26+
12/01	Bears	S	1	4	4.0	4	0	2	27	13.5	33t	1	W	23-20+
12/08	at Ravens	S	5	141	28.2	79t	1	1	6	6.0	6	0	L	26-29
12/15	Eagles	S	5	35	7.0	11	1	2	15	7.5	12	0	W	48-30
12/22	at Bengals	S	3	8	2.7	11	0	3	54	18.0	35t	1	L	14-42
12/29	Lions	S	2	31	15.5	23	1	2	54	27.0	50t	1	W	14-13
2013 TOTALS	16-6		45	469	10.4	79T	4	12	158	13.2	50T	3	5-10-1	

+ - Overtime

CORDARRELLE PATTERSON'S 2020 GXG POSTSEASON STATISTICS (BEARS)

DATE	OPPONENT	P/S	RECEIVING					RUSHING					W/L	SCORE
			NO.	YDS.	AVG.	LG	TD	NO.	YDS.	AVG.	LG	TD		
01/10	at Saints	P	0	0	0.0	0	0	1	2	2.0	2	0	L	9-21
2020 TOTALS	1-0		0	0	0.0	0	0	1	2	2.0	2	0	0-1	

CORDARRELLE PATTERSON'S 2015 GXG POSTSEASON STATISTICS (VIKINGS)

DATE	OPPONENT	P/S	RECEIVING					RUSHING					W/L	SCORE
			NO.	YDS.	AVG.	LG	TD	NO.	YDS.	AVG.	LG	TD		
01/10	Seahawks	P	0	0	0.0	0	0	0	0	0.0	0	0	L	9-10
2015 TOTALS	1-0		0	0	0.0	0	0	0	0	0.0	0	0	0-1	

CORDARRELLE PATTERSON'S 2022 GXG REGULAR-SEASON STATISTICS (FALCONS)

DATE	OPPONENT	P/S	KICKOFF RETURNS					PUNT RETURNS					W/L	SCORE	
			RET	YDS	AVG	LG	TD	NO	FC	YDS	AVG	LG			TD
09/11	Saints	P	0	0	0.0	0	0	0	0	0	0.0	0	0	L	26-27
09/18	at Rams	S	1	27	27.0	27	0	0	0	0	0.0	0	0	L	27-31
09/25	at Seahawks	S	0	0	0.0	0	0	0	0	0	0.0	0	0	W	27-23
10/02	Browns	S	0	0	0.0	0	0	0	0	0	0.0	0	0	W	23-20
10/09	at Buccaneers		INJURED RESERVE										L	15-21	
10/16	49ers		INJURED RESERVE										W	28-14	
10/23	at Bengals		INJURED RESERVE										L	17-35	
10/30	Panthers		INJURED RESERVE										W	37-34+	
11/06	Chargers	S	0	0	0.0	0	0	0	0	0	0.0	0	0	L	17-20
11/10	at Panthers	S	3	85	28.3	32	0	0	0	0	0.0	0	0	L	15-25
11/20	Bears	S	3	147	49.0	103t	1	0	0	0	0.0	0	0	W	27-24
11/27	at Commanders	S	1	9	9.0	9	0	0	0	0	0.0	0	0	L	13-19
12/04	Steelers	S	0	0	0.0	0	0	0	0	0	0.0	0	0	L	16-19
12/18	at Saints	S	0	0	0.0	0	0	0	0	0	0.0	0	0	L	18-21
12/24	at Ravens	S	1	16	16.0	16	0	0	0	0	0.0	0	0	L	9-17
01/01	Cardinals	S	0	0	0.0	0	0	0	0	0	0.0	0	0	W	20-19
01/08	Buccaneers	P	0	0	0.0	0	0	0	0	0	0.0	0	0	W	30-17
2022 TOTALS	13-11		9	284	31.6	103T	1	0	0	0	0.0	0	0	7-10	

+ - Overtime

CORDARRELLE PATTERSON'S 2021 GXG REGULAR-SEASON STATISTICS (FALCONS)

DATE	OPPONENT	P/S	KICKOFF RETURNS					PUNT RETURNS					W/L	SCORE	
			RET	YDS	AVG	LG	TD	NO	FC	YDS	AVG	LG			TD
09/12	Eagles	S	1	25	25.0	25	0	0	0	0	0.0	0	0	L	6-32
09/19	at Buccaneers	P	1	27	27.0	27	0	0	0	0	0.0	0	0	L	25-48
09/26	at Giants	P	2	40	20.0	24	0	0	0	0	0.0	0	0	W	17-14
10/03	Football Team	S	3	78	26.0	32	0	0	0	0	0.0	0	0	L	30-34
10/10	Jets	P	1	29	29.0	29	0	0	0	0	0.0	0	0	W	27-20
10/24	at Dolphins	S	2	43	21.5	24	0	0	0	0	0.0	0	0	W	30-28
10/31	Panthers	S	1	25	25.0	25	0	0	0	0	0.0	0	0	L	13-19
11/07	at Saints	S	3	65	21.7	25	0	0	0	0	0.0	0	0	W	27-25
11/14	at Cowboys	S	0	0	0.0	0	0	0	0	0	0.0	0	0	L	3-43
11/18	Patriots							INACTIVE					L	0-25	
11/28	at Jaguars	S	0	0	0.0	0	0	0	0	0	0.0	0	0	W	21-14
12/05	Buccaneers	S	0	0	0.0	0	0	0	0	0	0.0	0	0	L	17-30
12/12	at Panthers	S	0	0	0.0	0	0	0	0	0	0.0	0	0	W	29-21
12/19	at 49ers	S	0	0	0.0	0	0	0	0	0	0.0	0	0	L	13-31
12/26	Lions	S	3	79	26.3	32	0	0	0	0	0.0	0	0	W	20-16
01/02	at Bills	S	1	23	23.0	23	0	0	0	0	0.0	0	0	L	15-29
01/09	Saints	S	0	0	0.0	0	0	0	0	0	0.0	0	0	L	20-30
2021 TOTALS		16-13	18	434	24.1	32	0	0	0	0	0.0	0	0	7-10	

CORDARRELLE PATTERSON'S 2020 GXG REGULAR-SEASON STATISTICS (BEARS)

DATE	OPPONENT	P/S	KICKOFF RETURNS					PUNT RETURNS					W/L	SCORE	
			RET	YDS	AVG	LG	TD	NO	FC	YDS	AVG	LG			TD
09/13	at Lions	P	3	110	36.7	45	0	0	0	0	0.0	0	0	W	27-23
09/20	Giants	P	3	83	27.7	30	0	0	0	0	0.0	0	0	W	17-13
09/27	at Falcons	P	3	91	30.3	40	0	0	0	0	0.0	0	0	W	30-26
10/04	Colts	P	3	65	21.7	26	0	0	0	0	0.0	0	0	L	11-19
10/08	Buccaneers	S	3	119	39.7	47	0	0	0	0	0.0	0	0	W	20-19
10/18	at Panthers	P	0	0	0.0	0	0	0	0	0	0.0	0	0	W	23-16
10/26	at Rams	P	4	94	23.5	28	0	0	0	0	0.0	0	0	L	10-24
11/01	Saints	P	3	44	14.7	32	0	0	0	0	0.0	0	0	L	23-26+
11/08	at Titans	S	2	46	23.0	26	0	0	0	0	0.0	0	0	L	17-24
11/16	Vikings	S	2	135	67.5	104t	1	0	0	0	0.0	0	0	L	13-19
11/29	at Packers	P	2	41	20.5	21	0	0	0	0	0.0	0	0	L	25-41
12/06	Lions	P	1	45	45.0	45	0	0	0	0	0.0	0	0	L	30-34
12/13	Texans	P	0	0	0.0	0	0	0	0	0	0.0	0	0	W	36-7
12/20	at Vikings	P	3	69	23.0	30	0	0	0	0	0.0	0	0	W	33-27
12/27	at Jaguars	P	1	22	22.0	22	0	0	0	0	0.0	0	0	W	41-17
01/03	Packers	P	2	53	26.5	33	0	0	0	0	0.0	0	0	L	16-35
2020 TOTALS		16-3	35	1,017	29.1	104T	1	0	0	0	0.0	0	0	8-8	

+ - Overtime

CORDARRELLE PATTERSON'S 2019 GXG REGULAR-SEASON STATISTICS (BEARS)

DATE	OPPONENT	P/S	KICKOFF RETURNS				PUNT RETURNS				W/L	SCORE		
			RET	YDS	AVG	LG	TD	NO	FC	YDS			AVG	LG
09/05	Packers	P	0	0	0.0	0	0	0	0	0.0	0	0	L	3-10
09/15	at Broncos	S	0	0	0.0	0	0	0	0	0.0	0	0	W	16-14
09/23	at Redskins	S	2	52	26.0	29	0	0	0	0.0	0	0	W	31-15
09/29	Vikings	S	0	0	0.0	0	0	0	0	0.0	0	0	W	16-6
10/06	at Raiders	P	3	93	31.0	39	0	0	0	0.0	0	0	L	21-24
10/20	Saints	P	4	163	40.8	102t	1	0	0	0.0	0	0	L	25-36
10/27	Chargers	P	4	109	27.3	30	0	0	0	0.0	0	0	L	16-17
11/03	at Eagles	P	2	34	17.0	19	0	0	0	0.0	0	0	L	14-22
11/10	Lions	P	4	101	25.3	33	0	0	0	0.0	0	0	W	20-13
11/17	at Rams	P	2	69	34.5	36	0	0	0	0.0	0	0	L	7-17
11/24	Giants	P	0	0	0.0	0	0	0	0	0.0	0	0	W	19-14
11/28	at Lions	P	2	90	45.0	57	0	0	0	0.0	0	0	W	24-20
12/05	Cowboys	P	2	44	22.0	32	0	0	0	0.0	0	0	W	31-24
12/15	at Packers	S	2	44	22.0	26	0	0	0	0.0	0	0	L	13-21
12/22	Chiefs	P	1	26	26.0	26	0	0	0	0.0	0	0	L	3-26
12/29	at Vikings	P	0	0	0.0	0	0	0	0	0.0	0	0	W	21-19
2019 TOTALS	16-4		28	825	29.5	102T	1	0	0	0	0.0	0	0	8-8

CORDARRELLE PATTERSON'S 2018 GXG REGULAR-SEASON STATISTICS (PATRIOTS)

DATE	OPPONENT	P/S	KICKOFF RETURNS				PUNT RETURNS				W/L	SCORE		
			RET	YDS	AVG	LG	TD	NO	FC	YDS			AVG	LG
09/09	Texans	S	1	19	19.0	19	0	0	0	0.0	0	0	W	27-20
09/16	at Jaguars	P	1	25	25.0	25	0	0	0	0.0	0	0	L	20-31
09/23	at Lions	P	4	113	28.3	45	0	0	0	0.0	0	0	L	10-26
09/30	Dolphins	P	0	0	0.0	0	0	0	0	0.0	0	0	W	38-7
10/04	Colts	P	0	0	0.0	0	0	0	0	0.0	0	0	W	38-24
10/14	Chiefs	P	1	30	30.0	30	0	0	0	0.0	0	0	W	43-40
10/21	at Bears	S	4	179	44.8	95t	1	0	0	0.0	0	0	W	38-31
10/29	at Bills	S	1	21	21.0	21	0	0	0	0.0	0	0	W	25-6
11/04	Packers	P	2	64	32.0	36	0	0	0	0.0	0	0	W	31-17
11/11	at Titans	S	3	74	24.7	31	0	0	0	0.0	0	0	L	10-34
11/25	at Jets	P	0	0	0.0	0	0	0	0	0.0	0	0	W	27-13
12/02	Vikings	P	2	55	27.5	34	0	0	0	0.0	0	0	W	24-10
12/09	at Dolphins	S	1	30	30.0	30	0	0	0	0.0	0	0	L	33-34
12/16	at Steelers	P	1	23	23.0	23	0	0	0	0.0	0	0	L	10-17
12/23	Bills	P	2	30	15.0	18	0	0	0	0.0	0	0	W	24-12
12/30	Jets		ON INACTIVE LIST									W	38-3	
2018 TOTALS	15-5		23	663	28.8	95T	1	0	0	0	0.0	0	0	11-5

CORDARRELLE PATTERSON'S 2017 GXG REGULAR-SEASON STATISTICS (RAIDERS)

DATE	OPPONENT	P/S	KICKOFF RETURNS				PUNT RETURNS				W/L	SCORE		
			RET	YDS	AVG	LG	TD	NO	FC	YDS			AVG	LG
09/10	at Titans	P	1	41	41.0	41	0	0	0	0.0	0	0	W	26-16
09/17	Jets	P	3	70	23.3	31	0	0	0	0.0	0	0	W	45-20
09/24	at Redskins	P	1	27	27.0	27	0	0	0	0.0	0	0	L	10-27
10/01	at Broncos	P	2	70	35.0	49	0	0	0	0.0	0	0	L	10-16
10/08	Ravens	P	1	31	31.0	31	0	0	0	0.0	0	0	L	17-30
10/15	Chargers	P	1	39	39.0	39	0	0	0	0.0	0	0	L	16-17
10/19	Chiefs	P	1	19	19.0	19	0	0	0	0.0	0	0	W	31-30
10/29	at Bills	S	1	43	43.0	43	0	0	0	0.0	0	0	L	14-34
11/05	at Dolphins	P	2	61	30.5	35	0	0	0	0.0	0	0	W	27-24
11/19	Patriots	P	0	0	0.0	0	0	0	0	0.0	0	0	L	8-33
11/26	Broncos	P	1	5	5.0	5	0	0	0	0.0	0	0	W	21-14
12/03	Giants	S	0	0	0.0	0	0	0	0	0.0	0	0	W	24-17
12/10	at Chiefs	P	0	0	0.0	0	0	0	0	0.0	0	0	L	15-26
12/17	Cowboys	P	4	103	25.8	44	0	0	0	0.0	0	0	L	17-20
12/25	at Eagles	P	0	0	0.0	0	0	0	0	0.0	0	0	L	10-19
12/31	at Chargers	P	1	29	29.0	29	0	0	0	0.0	0	0	L	10-30
2017 TOTALS	16-2		19	538	28.3	49	0	0	0	0.0	0	0	6-10	

CORDARRELLE PATTERSON'S 2016 GXG REGULAR-SEASON STATISTICS (VIKINGS)

DATE	OPPONENT	P/S	KICKOFF RETURNS					PUNT RETURNS					W/L	SCORE	
			RET	YDS	AVG	LG	TD	NO	FC	YDS	AVG	LG			TD
09/11	at Titans	P	1	61	61.0	61	0	0	0	9	0.0	9	0	W	25-16
09/18	Packers	P	2	62	31.0	37	0	0	0	0	0.0	0	0	W	17-14
09/25	at Panthers	S	2	40	20.0	25	0	0	0	0	0.0	0	0	W	22-10
10/03	Giants	P	1	29	29.0	29	0	0	0	0	0.0	0	0	W	24-10
10/09	Texans	S	1	17	17.0	17	0	0	0	0	0.0	0	0	W	31-13
10/23	at Eagles	S	0	0	0.0	0	0	0	0	0	0.0	0	0	L	10-21
10/31	at Bears	P	2	36	18.0	21	0	0	0	0	0.0	0	0	L	10-20
11/06	Lions	S	3	87	29.0	32	0	0	0	0	0.0	0	0	L	16-22+
11/13	at Redskins	P	2	44	22.0	26	0	0	0	0	0.0	0	0	L	20-26
11/20	Cardinals	S	1	104	104.0	104t	1	0	0	0	0.0	0	0	W	30-24
11/24	at Lions	S	1	20	20.0	20	0	0	0	0	0.0	0	0	L	13-16
12/01	Cowboys	P	3	80	26.7	35	0	1	1	0	0.0	0	0	L	15-17
12/11	at Jaguars	S	1	53	53.0	53	0	0	0	0	0.0	0	0	W	25-16
12/18	Colts	P	4	124	31.0	40	0	0	0	0	0.0	0	0	L	6-34
12/24	at Packers	S	0	0	0.0	0	0	0	0	0	0.0	0	0	L	25-38
01/01	Bears	P	1	35	35.0	35	0	0	0	0	0.0	0	0	W	38-10
2016 TOTALS	16-8		25	792	31.7	104T	1	1	1	9	9.0	9	0	8-8	

+ - Overtime

CORDARRELLE PATTERSON'S 2015 GXG REGULAR-SEASON STATISTICS (VIKINGS)

DATE	OPPONENT	P/S	KICKOFF RETURNS					PUNT RETURNS					W/L	SCORE	
			RET	YDS	AVG	LG	TD	NO	FC	YDS	AVG	LG			TD
09/14	at 49ers	P	1	21	21.0	21	0	0	0	0	0.0	0	0	L	3-20
09/20	Lions	P	2	62	31.0	33	0	0	0	0	0.0	0	0	W	26-16
09/27	Chargers	P	2	53	26.5	32	0	0	0	0	0.0	0	0	W	31-14
10/04	at Broncos	S	2	34	17.0	20	0	0	0	0	0.0	0	0	L	20-23
10/18	Chiefs	P	2	51	25.5	33	0	0	0	0	0.0	0	0	W	16-10
10/25	at Lions	P	4	107	26.8	30	0	0	0	0	0.0	0	0	W	28-19
11/01	at Bears	P	2	43	21.5	26	0	0	0	0	0.0	0	0	W	23-20
11/08	Rams	P	3	75	25.0	42	0	0	0	0	0.0	0	0	W	21-18+
11/15	at Raiders	P	1	93	93.0	93t	1	0	0	0	0.0	0	0	W	30-14
11/22	Packers	P	3	103	34.3	52	0	0	0	0	0.0	0	0	L	13-30
11/29	at Falcons	P	0	0	0.0	0	0	0	0	0	0.0	0	0	W	20-10
12/06	Seahawks	P	5	198	39.6	101t	1	0	0	0	0.0	0	0	L	7-38
12/10	at Cardinals	P	3	93	31.0	41	0	0	0	0	0.0	0	0	L	20-23
12/20	Bears	P	0	0	0.0	0	0	0	0	0	0.0	0	0	W	38-17
12/27	Giants	P	1	16	16.0	16	0	0	0	0	0.0	0	0	W	49-17
01/03	at Packers	P	1	70	70.0	70	0	0	0	0	0.0	0	0	W	20-13
2015 TOTALS	16-1		32	1,019	31.8	101T	2	0	0	0	0.0	0	0	11-5	

+ - Overtime

CORDARRELLE PATTERSON'S 2014 GXG REGULAR-SEASON STATISTICS (VIKINGS)

DATE	OPPONENT	P/S	KICKOFF RETURNS					PUNT RETURNS					W/L	SCORE	
			RET	YDS	AVG	LG	TD	NO	FC	YDS	AVG	LG			TD
09/07	at Rams	S	2	48	24.0	29	0	0	0	0	0.0	0	0	W	34-6
09/14	Patriots	S	1	23	23.0	23	0	0	0	0	0.0	0	0	L	7-30
09/21	at Saints	P	4	120	30.0	43	0	0	0	0	0.0	0	0	L	9-20
09/28	Falcons	S	2	86	43.0	49	0	0	0	0	0.0	0	0	W	41-28
10/02	at Packers	S	3	59	19.7	27	0	0	0	0	0.0	0	0	L	10-42
10/12	Lions	S	1	15	15.0	15	0	0	0	0	0.0	0	0	L	3-17
10/19	at Bills	P	3	40	13.3	24	0	0	0	0	0.0	0	0	L	16-17
10/26	at Buccaneers	S	3	79	26.3	31	0	0	0	0	0.0	0	0	W	19-13+
11/02	Redskins	S	3	70	23.3	32	0	0	0	0	0.0	0	0	W	29-26
11/16	at Bears	P	1	21	21.0	21	0	0	0	0	0.0	0	0	L	13-21
11/23	Packers	P	2	75	37.5	42	0	0	0	0	0.0	0	0	L	21-24
11/30	Panthers	P	1	28	28.0	28	0	0	0	0	0.0	0	0	W	31-13
12/07	Jets	P	4	86	21.5	29	0	0	0	0	0.0	0	0	W	30-24+
12/14	at Lions	P	2	74	37.0	51	0	0	0	0	0.0	0	0	L	14-16
12/21	at Dolphins	P	2	47	23.5	29	0	0	0	0	0.0	0	0	L	35-37
12/28	Bears	P	0	0	0.0	0	0	0	0	0	0.0	0	0	W	13-9
2014 TOTALS	16-7		34	871	25.6	51	0	0	0	0	0.0	0	0	7-9	

+ - Overtime

CORDARRELLE PATTERSON'S 2013 GXG REGULAR-SEASON STATISTICS (VIKINGS)

DATE	OPPONENT	P/S	KICKOFF RETURNS					PUNT RETURNS					W/L	SCORE	
			RET	YDS	AVG	LG	TD	NO	FC	YDS	AVG	LG			TD
09/08	at Lions	P	2	54	27.0	30	0	0	0	0	0.0	0	0	L	24-34
09/15	at Bears	P	3	149	49.7	105t	1	0	0	0	0.0	0	0	L	30-31
09/22	Browns	P	2	59	29.5	30	0	0	0	0	0.0	0	0	L	27-31
09/29	Steelers	P	5	144	28.8	42	0	0	0	0	0.0	0	0	W	34-27
10/13	Panthers	P	0	0	0.0	0	0	0	0	0	0.0	0	0	L	10-35
10/21	at Giants	P	1	69	69.0	69	0	0	0	0	0.0	0	0	L	7-23
10/27	Packers	P	5	228	45.6	109t	1	0	0	0	0.0	0	0	L	31-44
11/03	at Cowboys	P	4	105	26.3	45	0	0	0	0	0.0	0	0	L	23-27
11/07	Redskins	P	2	37	18.5	23	0	0	0	0	0.0	0	0	W	34-27
11/17	at Seahawks	S	4	117	29.3	35	0	0	0	0	0.0	0	0	L	20-41
11/24	at Packers	P	4	126	31.5	57	0	0	0	0	0.0	0	0	T	26-26+
12/01	Bears	S	0	0	0.0	0	0	0	0	0	0.0	0	0	W	23-20+
12/08	at Ravens	S	4	111	27.8	42	0	0	0	0	0.0	0	0	L	26-29
12/15	Eagles	S	0	0	0.0	0	0	0	1	0	0.0	0	0	W	48-30
12/22	at Bengals	S	4	143	35.8	48	0	0	0	0	0.0	0	0	L	14-42
12/29	Lions	S	3	51	17.0	23	0	0	0	0	0.0	0	0	W	14-13
2013 TOTALS	16-6		43	1,393	32.4	109T	2	0	1	0	0.0	0	0	5-10	

+ - Overtime

CORDARRELLE PATTERSON'S 2020 GXG POSTSEASON STATISTICS (BEARS)

DATE	OPPONENT	P/S	KICKOFF RETURNS					PUNT RETURNS					W/L	SCORE	
			RET	YDS	AVG	LG	TD	NO	FC	YDS	AVG	LG			TD
01/10	at Saints	P	2	68	34.0	42	0	0	0	0	0.0	0	0	L	9-21
2020 TOTALS	1-0		2	68	34.0	42	0	0	0	0	0.0	0	0	0-1	

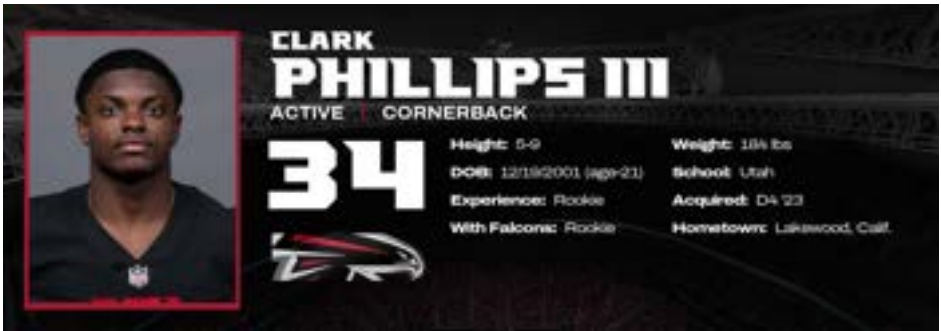
CORDARRELLE PATTERSON'S 2018 GXG POSTSEASON STATISTICS (PATRIOTS)

DATE	OPPONENT	P/S	KICKOFF RETURNS					PUNT RETURNS					W/L	SCORE	
			RET	YDS	AVG	LG	TD	NO	FC	YDS	AVG	LG			TD
01/13	Chargers	P	1	23	23.0	23	0	0	0	0	0.0	0	0	W	41-28
01/20	at Chiefs	P	3	80	26.7	38	0	0	0	0	0.0	0	0	W	37-31+
02/03	at Rams	P	1	38	38.0	38	0	0	0	0	0.0	0	0	W	13-13
2018 TOTALS	3-0		5	141	28.2	38	0	0	0	0	0.0	0	0	3-0	

+ - Overtime

CORDARRELLE PATTERSON'S 2015 GXG POSTSEASON STATISTICS (VIKINGS)

DATE	OPPONENT	P/S	KICKOFF RETURNS					PUNT RETURNS					W/L	SCORE	
			RET	YDS	AVG	LG	TD	NO	FC	YDS	AVG	LG			TD
01/10	Seahawks	P	3	65	21.7	34	0	0	0	0	0.0	0	0	L	9-10
2015 TOTALS		1-0	3	65	21.7	34	0	0	0	0	0.0	0	0	0-1	



🏈🏈🏈🏈🏈

- » Played three seasons (2020-22) at Utah in Salt Lake City, Utah.
- » Started in 31 games, recording 112 tackles (84 solo), 30 passes defended, nine interceptions, five tackles for loss, two forced fumbles and one fumble recovery.
- » Started all 12 games as a junior in 2022, recording 24 total tackles (16 solo), 12 passes defended, six interceptions, two tackles for loss, two defensive touchdowns and one sack.
- » Named a 2022 Unanimous All-American (AP, first-team; Sporting News, first-team; Walter Camp, first-team; FWAA, first-team; CBS Sports/247 Sports, first-team, The Athletic, first-team).
- » Named 2022 AP Pac-12 Defensive Player of the Year and Pac-12 All-Conference First Team (Coaches and AP).
- » In his sophomore campaign, he posted 63 total tackles (46 solo), 15 passes defended, two interceptions, two forced fumbles, one tackle for loss and one defensive touchdown.
- » Named Pac-12 All-Conference and AP All-Pac-12 second team in 2021.
- » Recorded nine career interceptions, including a school-record-tying four returned for touchdowns.
- » As a true freshman in 2020, he recorded 25 total

tackles (22 solo), 3 passes defended, two tackles for loss, one interception, one fumble recovery and one defensive touchdown.

🏈🏈🏈🏈🏈

- » Born and raised in Lakewood, Calif.
- » Attended La Habra (Calif.) High School.
- » Recorded 28 tackles, four interceptions and seven passes defended his senior year, adding 30 receptions for 435 yards (14.5 avg.) and 10 touchdowns.
- » As a junior he notched 18 tackles, two interceptions and 10 passes defended along with 54 catches for 1,210 yards (22.4 avg.) and 19 touchdowns.
- » Registered 26 tackles, seven interceptions with 154 return yards and 15 passes defended, adding eight carries for 127 yards with 153 return yards between kick and punt return.
- » Named Freeway League Player of the Year as a junior and two-time all-league, earning first-team as a junior.
- » Named 2019 All-USA first-team defense and 2018 All-USA California Football first-team selection; 2019 Orange County Defensive Player of the Year and three-time first-team all-county.
- » Son of Clark and Lakeisha. Has two sisters and a brother.

TRANSACTIONS

- » Selected by the Atlanta Falcons in the fourth round (113th overall) of the 2023 NFL Draft.



ΤΥ ΑΘΛΑÇ ΜΥΤ ΟΥΔΕ

- » Played in all 17 games, punting 62 times for 2,845 yards (45.9 gross; 41.2 net avg.).
- » Had a career-long 73-yard punt in Week 3 vs. Seattle, the third-longest punt in franchise history.
- » Punted three times for 148 yards (49.3 gross; 44.7 net) and two inside the 20, including a 62-yarder downed at the 1 yard-line in Week 17 vs. Arizona.

ΟΥÇ ΟΟÇ

- » Appeared in 111 games over seven seasons with the 49ers and Buccaneers and averaged 43.7 yards per punt (39.6 net avg.) on 502 punts, including 173 inside the 20-yard line before being signed by the Falcons.
- » Played in 15 games for Tampa Bay in 2021 and averaged 42.5 yards per punt on 56 punts, including 23 inside the 20-yard-line.
- » Earned NFC Special Teams Player of the Week in Week 1 in 2021.
- » Won Super Bowl LV as a member of the Buccaneers in

2020.

- » Set an NFL single-season record in 2019 with 88 touchbacks on kickoffs. Posted the second-most ever touchbacks in 2020, with 85.

ΟΑÄÄΟΟΟ

- » Played three seasons (2012-14) at the University of Clemson.
- » Appeared in 34 games for the Tigers and punted 140 times for 5,754 yards (41.1 average), with 55 punts inside the 20 and a 39.2 net average.
- » Declared for the NFL Draft following his junior season at Clemson.

ΑΟÇ ÇÄÄÿÄ

- » Attended Northwest Cabarrus High School (Concord, North Carolina), where he earned USA Today High School All-American honors.
- » Born Bradley Alexander Pinion on June 1, 1994, in Mecklenburg, North Carolina.

IN THE COMMUNITY

ΟΟΣΩΝΕÏ ÇÂN

- » Visited Ronald McDonald House Charities-Atlanta and served families Moe's dinner.
- » Visited and spent time with patients and staff at the Shepard Center.
- » Hosted Thanksgiving dinner for women at My Sister's House.
- » Participated in Operation: Gametime, spending a day with service members from Dobbins Air Reserve Base.
- » Celebrated staff at Children's Healthcare of Atlanta-Scottish Rite for their staff appreciation day.
- » Visited Anderson-Livsey Elementary School and read books to a kindergarten class.
- » Participated in Hometown Huddle where the entire team volunteered and cleaned Anderson Park in Atlanta.
- » Visited Joint Army and Airforce Base, Lewis-McChord Army and spent time with active military members in Seattle, Wash.

TRANSACTIONS

- » Originally selected by the San Francisco 49ers in the fifth round (165th overall) of the 2015 NFL Draft.
- » Signed by the Tampa Bay Buccaneers as an unrestricted free agent on March 13, 2019.
- » Released by Tampa Bay on June 22, 2022.
- » Signed by the Atlanta Falcons on June 30, 2022.
- » Re-signed by the Atlanta Falcons on March 13, 2023.

REGULAR SEASON COMPARISON: PUNTING - CAROLINA PANTHERS

DATE	OPP	W/L	GP/GS	NO.	YDS.	AVG.	TB	IN20	LG
9/18/16	SF @ CAR	L	P	7	318	45.4	0	4	55
9/10/17	SF vs. CAR	L	P	4	163	40.8	0	1	49
9/12/19	TB @ CAR	W	P	6	295	49.2	0	2	63
10/13/19	TB vs. CAR	L	P	6	267	44.5	0	1	49
9/20/20	TB vs. CAR	W	P	4	168	42.0	0	2	49
1/9/22	TB vs. CAR	W	P	3	133	44.3	0	0	46
10/30/22	ATL vs. CAR	W	P	4	210	52.5	0	1	60
11/10/22	ATL @ CAR	L	P	5	174	34.8	0	2	43
TOTALS		4/4	8/0	39	1,728	44.3	0	13	63

BRADLEY PINION'S NFL REGULAR SEASON PUNTING STATISTICS

DATE	TEAM	GP	NO.	YDS.	AVG.	OPP. RET.	YDS.	NET YDS.	AVG.	TB	IN20	LG	BK
2022	Falcons	17	62	2,845	45.9	25	250	2,555	41.2	2	23	73	0
2021	Buccaneers	15	56	2,378	42.5	23	162	2,176	38.9	2	23	65	0
2020	Buccaneers	16	55	2,486	45.2	23	236	2,210	40.2	2	19	62	0
2019	Buccaneers	16	57	2,464	43.2	25	222	2,182	38.3	3	19	63	0
2018	49ers	16	68	2,973	43.7	25	195	2,698	39.1	4	22	64	1
2017	49ers	16	75	3,255	43.4	33	138	3,097	41.3	1	31	59	0
2016	49ers	16	100	4,402	44.0	40	345	3,977	39.8	4	28	65	0
2015	49ers	16	91	3,969	43.6	44	282	3,587	39.4	5	31	62	0
NFL TOTALS		128	564	24,772	43.9	238	1,830	22,482	39.8	23	196	73	1

BRADLEY PINION'S NFL POSTSEASON PUNTING STATISTICS

DATE	TEAM	GP	NO.	YDS.	AVG.	OPP. RET.	YDS.	NET YDS.	AVG.	TB	IN20	LG	BK
2021	Buccaneers	2	11	553	50.3	8	95	438	39.8	1	3	61	0
2020	Buccaneers	4	13	540	41.5	4	61	479	36.8	0	7	53	0
NFL TOTALS		6	24	1,093	45.5	12	156	917	38.2	1	10	61	0

BRADLEY PINION'S SINGLE-GAME HIGHS: PUNTER

<p>Punts 9 vs. Seattle Seahawks, Nov 26, 2017 9 at Los Angeles Rams, Dec 24, 2016 ...3 more at 9.</p> <p>Gross Punting Yards 433 at Chicago Bears, Dec 06, 2015 412 at St. Louis Rams, Nov 01, 2015 390 vs. Seattle Seahawks, Oct 22, 2015 73.0 at Seattle Seahawks, Sep 25, 2022 57.0 vs. Los Angeles Chargers, Oct 04, 2020 54.7 vs. Oakland Raiders, Nov 01, 2018</p> <p>Gross Punting Avg 39.4 at St. Louis Rams, Nov 01, 2015 37.9 vs. Seattle Seahawks, Oct 22, 2015 34.1 at Chicago Bears, Dec 06, 2015</p>	<p>Net Punting Avg 53.7 vs. Los Angeles Chargers, Oct 04, 2020 48.7 vs. Cleveland Browns, Oct 02, 2022 48.4 at Arizona Cardinals, Oct 01, 2017 73 at Seattle Seahawks, Sep 25, 2022 65 vs. Dallas Cowboys, Sep 09, 2021 65 vs. Dallas Cowboys, Oct 02, 2016 4 at Arizona Cardinals, Oct 28, 2018 4 vs. Seattle Seahawks, Nov 26, 2017 ...4 more at 4.</p> <p>Longest Punts 73 at Seattle Seahawks, Sep 25, 2022 65 vs. Dallas Cowboys, Sep 09, 2021 65 vs. Dallas Cowboys, Oct 02, 2016 4 at Arizona Cardinals, Oct 28, 2018 4 vs. Seattle Seahawks, Nov 26, 2017 ...4 more at 4.</p> <p>Inside the 20 4 vs. Seattle Seahawks, Nov 26, 2017 ...4 more at 4.</p> <p>Special Teams Tackles 1 vs. Los Angeles Chargers, Oct 04, 2020 1 at Tennessee Titans, Oct 27, 2019 ...4 more at 1.</p>
---	---

BRADLEY PINION'S SINGLE-GAME HIGHS - POSTSEASON: PUNTER

<p>Punts 7 vs. Philadelphia Eagles, Jan 16, 2022 4 vs. Los Angeles Rams, Jan 23, 2022 4 vs. Kansas City Chiefs, Feb 07, 2021 ...1 more at 4.</p> <p>Gross Punting Yards 341 vs. Philadelphia Eagles, Jan 16, 2022 212 vs. Los Angeles Rams, Jan 23, 2022 183 at New Orleans Saints, Jan 17, 2021 53.0 vs. Los Angeles Rams, Jan 23, 2022 48.7 vs. Philadelphia Eagles, Jan 16, 2022 45.8 at New Orleans Saints, Jan 17, 2021</p> <p>Gross Punting Avg 30.6 vs. Philadelphia Eagles, Jan 16, 2022 15.0 vs. Kansas City Chiefs, Feb 07, 2021 13.2 vs. Los Angeles Rams, Jan 23, 2022</p>	<p>Net Punting Avg 43.7 vs. Philadelphia Eagles, Jan 16, 2022 42.3 at Washington Football Team, Jan 09, 2021 37.5 vs. Kansas City Chiefs, Feb 07, 2021 61 vs. Philadelphia Eagles, Jan 16, 2022 57 vs. Los Angeles Rams, Jan 23, 2022 53 at Washington Football Team, Jan 09, 2021 3 vs. Philadelphia Eagles, Jan 16, 2022 2 at Green Bay Packers, Jan 24, 2021 2 at New Orleans Saints, Jan 17, 2021 ...1 more at 2.</p> <p>Longest Punts 61 vs. Philadelphia Eagles, Jan 16, 2022 57 vs. Los Angeles Rams, Jan 23, 2022 53 at Washington Football Team, Jan 09, 2021 3 vs. Philadelphia Eagles, Jan 16, 2022 2 at Green Bay Packers, Jan 24, 2021 2 at New Orleans Saints, Jan 17, 2021 ...1 more at 2.</p> <p>Inside the 20 3 vs. Philadelphia Eagles, Jan 16, 2022 2 at Green Bay Packers, Jan 24, 2021 2 at New Orleans Saints, Jan 17, 2021 ...1 more at 2.</p> <p>Special Teams Tackles 1 vs. Kansas City Chiefs, Feb 07, 2021</p>
---	---

BRADLEY PINION'S 2022 GXG REGULAR-SEASON STATISTICS (FALCONS)

DATE	OPPONENT		NO.	YDS.	AVG.	OPP. RET.	YDS.	NET YDS.	AVG	TB	IN20	LG	BK	W/L	SCORE
09/11	Saints	P	4	180	45.0	1	12	168	42.0	0	2	51	0	L	26-27
09/18	at Rams	P	1	44	44.0	1	-1	45	45.0	0	0	44	0	L	27-31
09/25	at Seahawks	P	1	73	73.0	0	0	53	53.0	1	0	73	0	W	27-23
10/02	Browns	P	3	153	51.0	2	7	146	48.7	0	0	54	0	W	23-20
10/09	at Buccaneers	P	6	290	48.3	2	40	250	41.7	0	3	62	0	L	15-21
10/16	49ers	P	5	215	43.0	1	35	180	36.0	0	3	52	0	W	28-14
10/23	at Bengals	P	6	282	47.0	3	40	242	40.3	0	1	52	0	L	17-35
10/30	Panthers	P	4	210	52.5	4	46	164	41.0	0	1	60	0	W	37-34+
11/06	Chargers	P	4	204	51.0	3	29	175	43.8	0	0	57	0	L	17-20
11/10	at Panthers	P	5	174	34.8	0	0	174	34.8	0	2	43	0	L	15-25
11/20	Bears	P	3	139	46.3	0	0	119	39.7	1	1	50	0	W	27-24
11/27	at Commanders	P	3	122	40.7	0	0	122	40.7	0	1	48	0	L	13-19
12/04	Steelers	P	3	137	45.7	2	1	136	45.3	0	3	54	0	L	16-19
12/18	at Saints	P	5	208	41.6	2	1	207	41.4	0	3	46	0	L	18-21
12/24	at Ravens	P	3	112	37.3	2	14	98	32.7	0	0	41	0	L	9-17
01/01	Cardinals	P	3	148	49.3	1	14	134	44.7	0	2	62	0	W	20-19
01/08	Buccaneers	P	3	154	51.3	1	12	142	47.3	0	1	53	0	W	30-17
2022 TOTALS	17		62	2,845	45.9	25	250	2,555	41.2	2	23	73	0	7-10	

+ - Overtime

BRADLEY PINION'S 2021 GXG REGULAR-SEASON STATISTICS (BUCCANEERS)

DATE	OPPONENT		NO.	YDS.	AVG.	OPP. RET.	YDS.	NET YDS.	AVG	TB	IN20	LG	BK	W/L	SCORE
09/09	Cowboys	P	4	197	49.3	2	14	183	45.8	0	3	65	0	W	31-29
09/19	Falcons	P	4	189	47.3	2	11	178	44.5	0	2	57	0	W	48-25
09/26	at Rams	P	4	145	36.3	1	9	136	34.0	0	1	53	0	L	24-34
10/03	at Patriots	P	4	170	42.5	2	17	133	33.3	1	0	55	0	W	19-17
10/10	Dolphins	P	1	41	41.0	0	0	41	41.0	0	1	41	0	W	45-17
10/14	at Eagles	P	3	127	42.3	1	0	127	42.3	0	2	44	0	W	28-22
10/24	Bears	P	4	161	40.3	2	13	128	32.0	1	1	49	0	W	38-3
10/31	at Saints	P	3	126	42.0	1	12	114	38.0	0	2	54	0	L	27-36
11/14	at Football Team	P	3	124	41.3	1	10	114	38.0	0	2	46	0	L	19-29
11/22	Giants	P	3	136	45.3	0	0	136	45.3	0	2	55	0	W	30-10
11/28	at Colts	P	4	164	41.0	3	22	142	35.5	0	1	55	0	W	38-31
12/05	at Falcons	P	3	133	44.3	1	7	126	42.0	0	2	60	0	W	30-17
12/12	Bills	P	5	196	39.2	2	9	187	37.4	0	1	55	0	W	33-27+
12/19	Saints	P	8	336	42.0	3	38	298	37.3	0	3	53	0	L	0-9
12/26	at Panthers													W	32-6
01/02	at Jets													W	28-24
01/09	Panthers	P	3	133	44.3	0	0	133	44.3	0	0	46	0	W	41-17
2021 TOTALS	15		56	2,378	42.5	21	162	2,176	38.9	2	23	65	0	13-4	

+ - Overtime

BRADLEY PINION'S 2020 GXG REGULAR-SEASON STATISTICS (BUCCANEERS)

DATE	OPPONENT		NO.	YDS.	AVG.	OPP. RET.	YDS.	NET YDS.	AVG	TB	IN20	LG	BK	W/L	SCORE
09/13	at Saints	P	5	236	47.2	4	59	177	35.4	0	0	59	0	L	23-34
09/20	Panthers	P	4	168	42.0	2	-1	169	42.3	0	2	49	0	W	31-17
09/27	at Broncos	P	5	219	43.8	0	0	199	39.8	1	3	58	0	W	28-10
10/04	Chargers	P	3	171	57.0	1	10	161	53.7	0	2	58	0	W	38-31
10/08	at Bears	P	3	140	46.7	1	6	134	44.7	0	1	56	0	L	19-20
10/18	Packers	P	5	192	38.4	0	0	192	38.4	0	1	47	0	W	38-10
10/25	at Raiders	P	3	128	42.7	0	0	128	42.7	0	1	49	0	W	45-20
11/02	at Giants	P	3	126	42.0	1	11	115	38.3	0	1	49	0	W	25-23
11/08	Saints	P	4	161	40.3	3	30	131	32.8	0	0	49	0	L	3-38
11/15	at Panthers	P	0	0	0.0	0	0	0	0.0	0	0	0	0	W	46-23
11/23	Rams	P	5	245	49.0	2	4	221	44.2	1	2	59	0	L	24-27
11/29	Chiefs	P	4	208	52.0	4	20	188	47.0	0	1	62	0	L	24-27
12/13	Vikings	P	3	151	50.3	2	15	136	45.3	0	1	61	0	W	26-14
12/20	at Falcons	P	5	209	41.8	1	4	205	41.0	0	3	52	0	W	31-27
12/26	at Lions	P	3	132	44.0	2	78	54	18.0	0	1	49	0	W	47-7
01/03	Falcons	P	0	0	0.0	0	0	0	0.0	0	0	0	0	W	44-27
2020 TOTALS	16		55	2,486	45.2	23	236	2,210	40.2	2	19	62	0	11-5	

BRADLEY PINION'S 2021 GXG POSTSEASON STATISTICS (BUCCANEERS)

DATE	OPPONENT		NO.	YDS.	AVG.	OPP. RET.	YDS.	NET YDS.	AVG	TB	IN20	LG	BK	W/L	SCORE
01/16	Eagles	P	7	341	48.7	5	35	306	43.7	0	3	61	0	W	31-15
01/23	Rams	P	4	212	53.0	3	60	132	33.0	1	0	57	0	L	27-30
2021 TOTALS	2		11	553	50.3	8	95	438	39.8	1	3	61	0	1-1	

BRADLEY PINION'S 2020 GXG POSTSEASON STATISTICS (BUCCANEERS)

DATE	OPPONENT		NO.	YDS.	AVG.	OPP. RET.	YDS.	NET YDS.	AVG	TB	IN20	LG	BK	W/L	SCORE
01/09	at Football Team	P	3	127	42.3	0	0	127	42.3	0	2	53	0	W	31-23
01/17	at Saints	P	4	183	45.8	3	61	122	30.5	0	2	48	0	W	30-20
01/24	at Packers	P	2	80	40.0	0	0	80	40.0	0	2	46	0	W	31-26
02/07	Chiefs	P	4	150	37.5	1	0	150	37.5	0	1	40	0	W	31-9
2020 TOTALS	4		13	540	41.5	4	61	479	36.8	0	7	53	0	4-0	

KYLE PITTS
ACTIVE | TIGHT END

8

Height: 6-6	Weight: 247 lbs
DOB: 10/8/2000 (age-22)	School: Florida
Experience: 3 Yrs	Acquired: D1 '21
With Falcons: 3 Yrs	Hometown: Philadelphia, Pa.

TY AOA AÇ NUT UDE

- » Played in 10 games (10 starts), recording 356 yards on 28 receptions (12.7 avg.) and a career-high two receiving touchdowns.
- » Spent the final seven weeks on the Reserve/Injured List.

OY C OOC

- » Joined Pro Football Hall of Famer Mike Ditka (1,076 yards in 1961) as the only rookie tight ends to record at least 1,000 receiving yards in NFL history.
- » Surpassed Pro Football Hall of Famer Tony Gonzalez (930 in 2012) for the most receiving yards by a tight end in a single season in franchise history.
- » Surpassed Julio Jones (959 in 2011) for the most receiving yards by a rookie in franchise history, regardless of position.
- » Finished with seven receptions for a career-high 163 receiving yards in Week 7 vs. Miami in 2021. His 163 yards were the fourth-most receiving yards by a rookie tight end in a single game in NFL history.
- » Eclipsed 100 receiving yards in back-to-back games (NYJ; at MIA), becoming the second rookie tight end to accomplish the feat in back-to-back games in NFL history.

T AA AC Ç

- » Pro Bowl Selection (1x - 2021)

DA A A O O O

- » Played three seasons (2018-20) at the University of Florida in Gainesville, Fla.
- » Tallied 100 receptions for 1,492 yards (14.9 avg.) and 18 touchdowns in 32 career games.
- » Recorded 43 receptions for 770 yards (17.9 avg.) and 12 touchdowns in eight games as a junior in 2020, earning unanimous first-team All-America honors and the Mackey Award, given to college football's most outstanding tight end.
- » Finished with 54 receptions for 649 yards (12.0 avg.) and five touchdowns in 13 games in 2019.
- » Totaled three receptions for 73 yards and one touchdown as a freshman in 2018.

AOC Ç AA Y A

- » Attended Archbishop Wood High School in Philadelphia to an 11-2 record and a state championship as a senior in 2017.
- » Totaled four total tackles, two interceptions and a touchdown reception in the state championship game.
- » Earned Under Armour All-America honors in 2017.

IN THE COMMUNITY

QOSONREI J O

- » Participated in Operation: Gametime, spending a day with service members from Dobbins Air Reserve Base.
- » Participated in Hometown Huddle where the entire team volunteered and cleaned Anderson Park in Atlanta.
- » Attended the Eglin Air Force Base in Florida for a USO visit.
- » Walked the runway at Fashion Play with Big Brothers Big Sisters of Atlanta.

TRANSACTIONS

- » Selected by the Atlanta Falcons in the first round (fourth overall) of the 2021 NFL Draft.

REGULAR SEASON COMPARISON: RECEIVING - CAROLINA PANTHERS

DATE	OPP	W/L	GP/GS	REC	YDS.	AVG.	TD	LG	TGTS	YAC
10/31/21	ATL vs. CAR	L	S	2	13	6.5	0	11	6	5
12/12/21	ATL @ CAR	W	S	5	61	12.2	0	23	6	25
10/30/22	ATL vs. CAR	W	S	5	80	16.0	1	33	9	44
11/10/22	ATL @ CAR	L	S	2	28	14.0	0	18	8	1
TOTALS		2/2	4/4	14	182	13.0	1	33	29	75

KYLE PITTS' NFL REGULAR SEASON RUSHING/RECEIVING STATISTICS

		RECEIVING						RUSHING					
DATE	TEAM	GP	GS	NO.	YDS.	AVG.	LG	TD	NO.	YDS.	AVG.	LG	TD
2022	Falcons	10	10	28	356	12.7	33	2	0	0	0.0	0	0
2021	Falcons	17	15	68	1,026	15.1	61	1	0	0	0.0	0	0
NFL TOTALS		27	25	96	1,382	14.4	61	3	0	0	0.0	0	0

KYLE PITTS' NFL REGULAR SEASON RETURN STATISTICS

		KICKOFF RETURNS					PUNT RETURNS					
DATE	TEAM	RET.	YDS.	AVG.	LG	TD	NO.	FC	YDS.	AVG.	LG	TD
2022	Falcons	0	0	0.0	0	0	0	0	0	0.0	0	0
2021	Falcons	0	0	0.0	0	0	0	0	0	0.0	0	0
NFL TOTALS		0	0	0.0	0	0	0	0	0	0.0	0	0

KYLE PITTS' SINGLE-GAME HIGHS: RECEIVING

Receptions	9 vs. New York Jets, Oct 10, 2021 7 at Miami Dolphins, Oct 24, 2021 6 vs. Detroit Lions, Dec 26, 2021	Receiving TDs	1 vs. Carolina Panthers, Oct 30, 2022 1 vs. San Francisco 49ers, Oct 16, 2022 ...1 more at 1.
Receiving Yards	163 at Miami Dolphins, Oct 24, 2021 119 vs. New York Jets, Oct 10, 2021 102 vs. Detroit Lions, Dec 26, 2021	All-Purpose Yards	163 at Miami Dolphins, Oct 24, 2021 119 vs. New York Jets, Oct 10, 2021 102 vs. Detroit Lions, Dec 26, 2021
Receiving Average	23.3 at Miami Dolphins, Oct 24, 2021 20.7 at New Orleans Saints, Nov 07, 2021 19.3 at San Francisco 49ers, Dec 19, 2021	Most TDs	1 vs. Carolina Panthers, Oct 30, 2022 1 vs. San Francisco 49ers, Oct 16, 2022 ...1 more at 1.
Longest Receptions	61 at Buffalo Bills, Jan 02, 2022 49 at San Francisco 49ers, Dec 19, 2021 39 at New Orleans Saints, Nov 07, 2021 ...2 more at 39.	Miscellaneous Tackles	1 at Jacksonville Jaguars, Nov 28, 2021 1 at Dallas Cowboys, Nov 14, 2021 ...1 more at 1.

KYLE PITTS' 100-YARD RECEIVING GAMES (3): REGULAR SEASON

DATE	TEAM	NO.	YDS.	AVG.	LG	TD
10/10/21	JETS	9	119	13.2	39	1
10/24/21	at Dolphins	7	163	23.3	39	0
12/26/21	LIONS	6	102	17.0	35	0

KYLE PITTS' 2022 GXG REGULAR-SEASON STATISTICS (FALCONS)

DATE	OPPONENT	P/S	RECEIVING					RUSHING					W/L	SCORE
			NO.	YDS.	AVG.	LG	TD	NO.	YDS.	AVG.	LG	TD		
09/11	Saints	S	2	19	9.5	11	0	0	0	0.0	0	0	L	26-27
09/18	at Rams	S	2	19	9.5	13	0	0	0	0.0	0	0	L	27-31
09/25	at Seahawks	S	5	87	17.4	28	0	0	0	0.0	0	0	W	27-23
10/02	Browns	S	1	25	25.0	25	0	0	0	0.0	0	0	W	23-20
10/09	at Buccaneers		INACTIVE										L	15-21
10/16	49ers	S	3	19	6.3	7t	1	0	0	0.0	0	0	W	28-14
10/23	at Bengals	S	3	9	3.0	7	0	0	0	0.0	0	0	L	17-35
10/30	Panthers	S	5	80	16.0	33	1	0	0	0.0	0	0	W	37-34+
11/06	Chargers	S	2	27	13.5	18	0	0	0	0.0	0	0	L	17-20
11/10	at Panthers	S	2	28	14.0	18	0	0	0	0.0	0	0	L	15-25
11/20	Bears	S	3	43	14.3	18	0	0	0	0.0	0	0	W	27-24
11/27	at Commanders		INJURED RESERVE										L	13-19
12/04	Steelers		INJURED RESERVE										L	16-19
12/18	at Saints		INJURED RESERVE										L	18-21
12/24	at Ravens		INJURED RESERVE										L	9-17
01/01	Cardinals		INJURED RESERVE										W	20-19
01/08	Buccaneers		INJURED RESERVE										W	30-17
2022 TOTALS	10-10		28	356	12.7	33	2	0	0	0.0	0	0	7-10	

+- Overtime

KYLE PITTS' 2021 GXG REGULAR-SEASON STATISTICS (FALCONS)

DATE	OPPONENT	P/S	RECEIVING					RUSHING					W/L	SCORE
			NO.	YDS.	AVG.	LG	TD	NO.	YDS.	AVG.	LG	TD		
09/12	Eagles	S	4	31	7.8	18	0	0	0	0.0	0	0	L	6-32
09/19	at Buccaneers	S	5	73	14.6	24	0	0	0	0.0	0	0	L	25-48
09/26	at Giants	S	2	35	17.5	25	0	0	0	0.0	0	0	W	17-14
10/03	Football Team	S	4	50	12.5	15	0	0	0	0.0	0	0	L	30-34
10/10	Jets	S	9	119	13.2	39	1	0	0	0.0	0	0	W	27-20
10/24	at Dolphins	S	7	163	23.3	39	0	0	0	0.0	0	0	W	30-28
10/31	Panthers	S	2	13	6.5	11	0	0	0	0.0	0	0	L	13-19
11/07	at Saints	S	3	62	20.7	39	0	0	0	0.0	0	0	W	27-25
11/14	at Cowboys	S	4	60	15.0	18	0	0	0	0.0	0	0	L	3-43
11/18	Patriots	P	3	29	9.7	16	0	0	0	0.0	0	0	L	0-25
11/28	at Jaguars	S	2	26	13.0	19	0	0	0	0.0	0	0	W	21-14
12/05	Buccaneers	S	4	48	12.0	29	0	0	0	0.0	0	0	L	17-30
12/12	at Panthers	S	5	61	12.2	23	0	0	0	0.0	0	0	W	29-21
12/19	at 49ers	S	4	77	19.3	49	0	0	0	0.0	0	0	L	13-31
12/26	Lions	S	6	102	17.0	35	0	0	0	0.0	0	0	W	20-16
01/02	at Bills	S	2	69	34.5	61	0	0	0	0.0	0	0	L	15-29
01/09	Saints	P	2	8	4.0	7	0	0	0	0.0	0	0	L	20-30
2021 TOTALS	17-15		68	1,026	15.1	61	1	0	0	0.0	0	0	7-10	



🏈🏈🏈

- » Has played in 19 games (six starts) over four seasons for the Cincinnati Bengals and Miami Dolphins.
- » Spent majority of the 2022 season on injured reserve and the practice squad for Cincinnati.
- » Appeared in 15 games (four starts) in 2021 with the Bengals and totaled 448 combined snaps on offense and special teams. Started at right tackle in Super Bowl LVI.
- » Opted out of the 2020 season.
- » As a rookie in 2019, he played in four games (two starts) for Miami before being waived on Dec. 5. Was then claimed via waivers by Cincinnati, where he was inactive Weeks 14-17.

🏈🏈🏈🏈🏈

- » Played four seasons (2015-18) at Ohio State in Columbus, Ohio.
- » Appeared in 54 games (41 starts) at Ohio State and helped the Buckeyes rank fourth in passer rating (155.4), fifth in rushing (225.5 yards per game), sixth in

rushing touchdowns (129), seventh in rushing average (5.3) and tied for the 11th fewest sacks allowed (92) during his time there.

- » Named First-Team All-Big Ten and team captain as a senior in 2018.
- » Named Third-Team All-Big Ten as a junior in 2017.
- » Helped Ohio State win consecutive Big Ten championships (2017-18).

🏈🏈🏈🏈🏈

- » Attended Eleanor Roosevelt High School in Greenbelt, Md.
- » Earned first-team All-State honors as a senior after helping the Raiders to an 11-1 record.
- » Named All-Metro three times by the *Washington Post*.
- » Named a U.S. Army All-American and was
- » Was considered the No. 1 prospect in the state of Maryland and a No. 4 offensive tackle prospect by Rivals.
- » Son of Marjorie and Anthony Prince.

TRANSACTIONS

- » Selected by the Miami Dolphins in the sixth round (202nd overall) in the 2019 NFL Draft.
- » Waived by the Miami Dolphins on Dec. 5, 2019.
- » Acquired via waivers by the Cincinnati Bengals on Dec. 6, 2019.
- » Waived by the Cincinnati Bengals on Nov. 22, 2022.
- » Signed to the Cincinnati Bengals practice squad on Nov. 23, 2022.
- » Signed to reserve/future contract by Denver Broncos on Feb. 1, 2023.
- » Waived by the Denver Broncos on Aug. 27, 2023.
- » Signed by the Atlanta Falcons on Aug. 30, 2023.

ISAIAH PRINCE'S NFL REGULAR SEASON STATISTICS

DATE	TEAM	GP	GS
2022	Bengals	0	0
2021	Bengals	15	4
2020	Bengals	0	0
2019	Bengals	0	0
Went from Miami to Cincinnati.			
2019	Dolphins	4	2
2019	TOTAL	4	2
NFL TOTALS		19	6

ISAIAH PRINCE'S NFL POSTSEASON STATISTICS

DATE	TEAM	GP	GS
2022	Bengals	0	0
2021	Bengals	4	4
NFL TOTALS		4	4

ISAIAH PRINCE'S NFL REGULAR SEASON DEFENSIVE STATISTICS

DATE	TEAM	GP	GS	TACKLES							INTERCEPTIONS					FUMBLES					ST				MISC			
				TK	S	A	TFL	YDS	SK	YDS	QBH	NO	YDS	LG	TD	PD	FF	FR	TD	YDS	TK	S	A	FF	FR	S	A	
2022	Bengals	0	0	0	0	0	0	0	0	0.0	0.0	0	0	0	0	0	0	0	0	0	0	0	0	0	0	0	0	
2021	Bengals	15	4	0	0	0	0	0	0	0.0	0.0	0	0	0	0	0	0	0	0	0	0	0	0	0	0	0	0	
2020	Bengals	0	0	0	0	0	0	0	0	0.0	0.0	0	0	0	0	0	0	0	0	0	0	0	0	0	0	0	0	
2019	Bengals	0	0	0	0	0	0	0	0	0.0	0.0	0	0	0	0	0	0	0	0	0	0	0	0	0	0	0	0	
Went from Miami to Cincinnati .																												
2019	Dolphins	4	2	0	0	0	0	0	0	0.0	0.0	0	0	0	0	0	0	0	0	0	0	0	0	0	0	0	0	0
2019	TOTAL	4	2	0	0	0	0	0	0	0.0	0.0	0	0	0	0	0	0	0	0	0	0	0	0	0	0	0	0	0
NFL TOTALS		19	6	0	0	0	0	0	0	0.0	0.0	0	0	0	0	0	0	0	0	0	0	0	0	0	0	0	0	0

ISAIAH PRINCE'S NFL POSTSEASON DEFENSIVE STATISTICS

DATE	TEAM	GP	GS	TACKLES							INTERCEPTIONS					FUMBLES					ST				MISC		
				TK	S	A	TFL	YDS	SK	YDS	QBH	NO	YDS	LG	TD	PD	FF	FR	TD	YDS	TK	S	A	FF	FR	S	A
2022	Bengals	0	0	0	0	0	0	0	0	0.0	0.0	0	0	0	0	0	0	0	0	0	0	0	0	0	0	0	0
2021	Bengals	4	4	0	0	0	0	0	0	0.0	0.0	0	0	0	0	0	0	0	0	0	0	0	0	0	0	0	0
NFL TOTALS		4	4	0	0	0	0	0	0	0.0	0.0	0	0	0	0	0	0	0	0	0	0	0	0	0	0	0	0

ISAIAH PRINCE'S 2022 GXG REGULAR-SEASON STATISTICS (BENGALS)

DATE	OPPONENT	P/S	W/L	SCORE
09/11	Steelers		L	20-23+
09/18	at Cowboys		L	17-20
09/25	at Jets		W	27-12
09/29	Dolphins		W	27-15
10/09	at Ravens		L	17-19
10/16	at Saints		W	30-26
10/23	Falcons		W	35-17
10/31	at Browns		L	13-32
11/06	Panthers		W	42-21
11/20	at Steelers		W	37-30
11/27	at Titans		W	20-16
12/04	Chiefs		W	27-24
12/11	Browns		W	23-10
12/18	at Buccaneers		W	34-23
12/24	at Patriots		W	22-18
01/08	Ravens		W	27-16
2022 TOTALS		0-0	12-4	

+ - Overtime

ISAIAH PRINCE'S 2021 GXG REGULAR-SEASON STATISTICS (BENGALS)

DATE	OPPONENT	P/S		W/L	SCORE
09/12	Vikings		RESERVE/OPT-OUT [HIDE IN REPORTS]	W	27-24+
09/19	at Bears		DID NOT PLAY (NON-INJURY)	L	17-20
09/26	at Steelers	P		W	24-10
09/30	Jaguars	P		W	24-21
10/10	Packers	P		L	22-25+
10/17	at Lions	P		W	34-11
10/24	at Ravens	P		W	41-17
10/31	at Jets	P		L	31-34
11/07	Browns	P		L	16-41
11/21	at Raiders	P		W	32-13
11/28	Steelers	P		W	41-10
12/05	Chargers	S		L	22-41
12/12	49ers	P		L	23-26+
12/19	at Broncos		ON INACTIVE LIST	W	15-10
12/26	Ravens	S		W	41-21
01/02	Chiefs	S		W	34-31
01/09	at Browns	S		L	16-21
2021 TOTALS		14-4		10-7	

+ - Overtime

ISAIAH PRINCE'S 2020 GXG REGULAR-SEASON STATISTICS (BENGALS)

DATE	OPPONENT	P/S		W/L	SCORE
10/11	at Ravens		RESERVE/OPT-OUT [HIDE IN REPORTS]	L	3-27
10/18	at Colts		RESERVE/OPT-OUT [HIDE IN REPORTS]	L	27-31
10/25	Browns		RESERVE/OPT-OUT [HIDE IN REPORTS]	L	34-37
11/01	Titans		RESERVE/OPT-OUT [HIDE IN REPORTS]	W	31-20
11/15	at Steelers		RESERVE/OPT-OUT [HIDE IN REPORTS]	L	10-36
11/22	at Football Team		RESERVE/OPT-OUT [HIDE IN REPORTS]	L	9-20
11/29	Giants		RESERVE/OPT-OUT [HIDE IN REPORTS]	L	17-19
12/06	at Dolphins		RESERVE/OPT-OUT [HIDE IN REPORTS]	L	7-19
12/13	Cowboys		RESERVE/OPT-OUT [HIDE IN REPORTS]	L	7-30
12/21	Steelers		RESERVE/OPT-OUT [HIDE IN REPORTS]	W	27-17
12/27	at Texans		RESERVE/OPT-OUT [HIDE IN REPORTS]	W	37-31
01/03	Ravens		RESERVE/OPT-OUT [HIDE IN REPORTS]	L	3-38
2020 TOTALS		0-0		3-9	

ISAIAH PRINCE'S 2022 GXG POSTSEASON STATISTICS (BENGALS)

DATE	OPPONENT	P/S		W/L	SCORE
01/15	Ravens		NOT ON ROSTER	W	24-17
01/22	at Bills		DID NOT PLAY (NON-INJURY)	W	27-10
01/29	at Chiefs		DID NOT PLAY (NON-INJURY)	L	20-23
2022 TOTALS		0-0		2-1	

ISAIAH PRINCE'S 2021 GXG POSTSEASON STATISTICS (BENGALS)

DATE	OPPONENT	P/S		W/L	SCORE
01/15	Raiders	S		W	26-19
01/22	at Titans	S		W	19-16
01/30	at Chiefs	S		W	27-24+
02/13	Rams	S		L	20-23
2021 TOTALS		4-4		3-1	

+ - Overtime

ISAIAH PRINCE'S 2022 GXG REGULAR-SEASON STATISTICS (BENGALS)

		TACKLES					INTERCEPTIONS					FUMBLES			ST			MISC								
DATE	OPPONENT	P/S	TK	S A	SK	YDS	TFL	YDS	QBH	NO	YDS	LG	TD	PD	FF	FR	TD	YDS	TK	S A	FF	FR	S	A	W/L	SCORE
09/11	Steelers																								L	20-23+
09/18	at Cowboys																								L	17-20
09/25	at Jets																								W	27-12
09/29	Dolphins																								W	27-15
10/09	at Ravens																								L	17-19
10/16	at Saints																								W	30-26
10/23	Falcons																								W	35-17
10/31	at Browns																								L	13-32
11/06	Panthers																								W	42-21
11/20	at Steelers																								W	37-30
11/27	at Titans																								W	20-16
12/04	Chiefs																								W	27-24
12/11	Browns																								W	23-10
12/18	at Buccaneers																								W	34-23
12/24	at Patriots																								W	22-18
01/08	Ravens																								W	27-16
2022 TOTALS			0	0	0	0	0	0	0	0	0	0	0	0	0	0	0	0	0	0	0	0	0	0	0	12-4

+ - Overtime

ISAIAH PRINCE'S 2021 GXG REGULAR-SEASON STATISTICS (BENGALS)

		TACKLES					INTERCEPTIONS					FUMBLES			ST			MISC								
DATE	OPPONENT	P/S	T	K	S	AK	YD	TF	YD	QB	N	YD	L	T	P	F	F	YD	T	F	F	S	A	W/L	SCORE	
09/12	Vikings																								W	27-24+
09/19	at Bears																								L	17-20
09/26	at Steelers	P	0	0	0	0	0	0	0	0	0	0	0	0	0	0	0	0	0	0	0	0	0	0	W	24-10
09/30	Jaguars	P	0	0	0	0	0	0	0	0	0	0	0	0	0	0	0	0	0	0	0	0	0	0	W	24-21
10/10	Packers	P	0	0	0	0	0	0	0	0	0	0	0	0	0	0	0	0	0	0	0	0	0	0	L	22-25+
10/17	at Lions	P	0	0	0	0	0	0	0	0	0	0	0	0	0	0	0	0	0	0	0	0	0	0	W	34-11
10/24	at Ravens	P	0	0	0	0	0	0	0	0	0	0	0	0	0	0	0	0	0	0	0	0	0	0	W	41-17
10/31	at Jets	P	0	0	0	0	0	0	0	0	0	0	0	0	0	0	0	0	0	0	0	0	0	0	L	31-34
11/07	Browns	P	0	0	0	0	0	0	0	0	0	0	0	0	0	0	0	0	0	0	0	0	0	0	L	16-41
11/21	at Raiders	P	0	0	0	0	0	0	0	0	0	0	0	0	0	0	0	0	0	0	0	0	0	0	W	32-13
11/28	Steelers	P	0	0	0	0	0	0	0	0	0	0	0	0	0	0	0	0	0	0	0	0	0	0	W	41-10
12/05	Chargers	S	0	0	0	0	0	0	0	0	0	0	0	0	0	0	0	0	0	0	0	0	0	0	L	22-41
12/12	49ers	P	0	0	0	0	0	0	0	0	0	0	0	0	0	0	0	0	0	0	0	0	0	0	L	23-26+
12/19	at Broncos																								W	15-10
12/26	Ravens	S	0	0	0	0	0	0	0	0	0	0	0	0	0	0	0	0	0	0	0	0	0	0	W	41-21
01/02	Chiefs	S	0	0	0	0	0	0	0	0	0	0	0	0	0	0	0	0	0	0	0	0	0	0	W	34-31
01/09	at Browns	S	0	0	0	0	0	0	0	0	0	0	0	0	0	0	0	0	0	0	0	0	0	0	L	16-21
2021 TOTALS		14-4	0	0	0	0	0	0	0	0	0	0	0	0	0	0	0	0	0	0	0	0	0	0	10-7	

+ - Overtime



TYÄDÄAÇNÚT ÚÚDE

- » Played in 13 games (four starts), setting career highs for receptions (16), receiving yards (150) and touchdown receptions (four).
- » Led the NFL in receiving touchdowns per target (min. 20 targets), scoring touchdowns on 19.0 percent of his targets.

DÛC DDC

- » Tallied 46 receptions for 488 yards (10.6 avg.) and seven touchdowns in 79 games (27 starts) for the Vikings, Bears, Texans and Titans before being signed by the Falcons.
- » Set career highs for receptions (14), receiving yards (145) and touchdown receptions (three) in 16 games (nine starts) for the Titans in 2021.
- » Appeared in 11 games (four starts) for Tennessee in 2020 and caught five passes for 49 yards (9.8 avg.) and two touchdowns.
- » Totaled six receptions for 90 yards (15.0 avg.) and one touchdown in 16 games (career-high 10 starts) for Tennessee in 2019.
- » Caught nine passes for 102 yards (11.3 avg.) and one touchdown in 15 games (one start) for Tennessee in 2018.
- » Tallied 12 receptions for 102 yards in 21 games over his first three seasons in the NFL with the Vikings, Bears and Texans.

DÄÄÄDDO

- » Played four seasons (2011-14) at Southern Illinois University in Carbondale, Ill.
- » Named the best tight end in the history of the Missouri Valley Football Conference as part of the conference's 30-year anniversary.
- » Finished his career as the Missouri Valley Football Conferences' all-time leader in career receptions (211), receiving yards (2,601) and receiving touchdowns (25) among tight ends.
- » Named a consensus First-Team All-American following the 2013 and 2014 seasons.
- » Twice named the CFPA's FCS Tight End of the Year (2013, 2014).
- » Holds the Southern Illinois career record for receptions with 221.
- » Holds the Southern Illinois single-season record for receptions with 81.

ÄDCÄÄYÄ

- » Attended Kirkwood High School in Kirkwood, Mo.
- » Named all-conference three times as a defensive end and as a tight end as a senior.
- » Played volleyball, track and field and basketball in high school, leading his basketball team to a 2008-09 district title.

IN THE COMMUNITY

DOSDNEĪ JŌ

- » Participated in Hometown Huddle where the entire team volunteered and cleaned Anderson Park in Atlanta.

TRANSACTIONS

- » Selected by the Minnesota Vikings in the fifth round (143rd overall) of the 2015 NFL Draft.
- » Released by Minnesota on Nov. 8, 2016.
- » Signed to the Vikings practice squad on Nov. 10, 2016.
- » Signed to the Chicago Bears active roster on Dec. 13, 2016.
- » Released by Chicago on Sept. 2, 2017.
- » Signed to the Buffalo Bills practice squad on Sept. 4, 2017.
- » Released from the Bills practice squad on Sept. 14, 2017.
- » Signed to the Houston Texans practice squad on Sept. 16, 2017.
- » Signed to Houston's active roster on Dec. 5, 2017.

- » Released by the Texans on Sept. 2, 2018.
- » Signed to Houston's practice squad on Sept. 4, 2018.
- » Signed to the Tennessee Titans active roster on Sept. 10, 2018.
- » Signed by the Titans as an unrestricted free agent on March 24, 2020.
- » Signed by the San Francisco 49ers as an unrestricted free agent on June 2, 2021.
- » Released by the 49ers on Aug. 31, 2021.
- » Signed to the Titans practice squad on Sept. 3, 2021.
- » Signed to Tennessee's active roster on Sept. 11, 2021.
- » Signed by the Atlanta Falcons on Aug. 8, 2022.
- » Released by the Falcons on Aug. 30, 2022.
- » Signed to Atlanta's practice squad on Aug. 31, 2022.
- » Signed to the Falcons active roster on Oct. 18, 2022.

REGULAR SEASON COMPARISON: RECEIVING - CAROLINA PANTHERS

DATE	OPP	W/L	GP/GS	REC	YDS.	AVG.	TD	LG	TGTS	YAC
11/10/22	ATL @ CAR	L	P	1	6	6.0	0	6	1	2
TOTALS		0/1	1/0	1	6	6.0	0	6	1	2

MYCOLE PRUITT'S NFL REGULAR SEASON RUSHING/RECEIVING STATISTICS

DATE	TEAM	GP	GS	RECEIVING					RUSHING				
				NO.	YDS.	AVG.	LG	TD	NO.	YDS.	AVG.	LG	TD
2022	Falcons	13	4	16	150	9.4	29	4	0	0	0.0	0	0
2021	Titans	15	8	14	145	10.4	22	3	0	0	0.0	0	0
Went from San Francisco to Tennessee.													
2021	49ers	0	0	0	0	0.0	0	0	0	0	0.0	0	0
2021	TOTAL	15	8	14	145	10.4	22	3	0	0	0.0	0	0
2020	Titans	11	4	5	49	9.8	22	2	0	0	0.0	0	0
2019	Titans	16	10	6	90	15.0	42	1	0	0	0.0	0	0
2018	Titans	15	1	9	102	11.3	27	1	0	0	0.0	0	0
Went from Houston to Tennessee.													
2018	Texans	0	0	0	0	0.0	0	0	0	0	0.0	0	0
2018	TOTAL	15	1	9	102	11.3	27	1	0	0	0.0	0	0
2017	Texans	1	0	0	0	0.0	0	0	0	0	0.0	0	0
Went from Buffalo to Houston.													
2017	Bills	0	0	0	0	0.0	0	0	0	0	0.0	0	0
2017	TOTAL	1	0	0	0	0.0	0	0	0	0	0.0	0	0
2016	Bears	2	0	1	6	6.0	6	0	0	0	0.0	0	0
Went from Minnesota to Chicago.													
2016	Vikings	2	0	1	7	7.0	7	0	0	0	0.0	0	0
2016	TOTAL	4	0	2	13	6.5	7	0	0	0	0.0	0	0
2015	Vikings	16	3	10	89	8.9	32	0	0	0	0.0	0	0
NFL TOTALS		91	30	62	638	10.3	42	11	0	0	0.0	0	0

MYCOLE PRUITT'S NFL POSTSEASON RUSHING/RECEIVING STATISTICS

DATE	TEAM	GP	GS	RECEIVING					RUSHING				
				NO.	YDS.	AVG.	LG	TD	NO.	YDS.	AVG.	LG	TD
2021	Titans	0	0	0	0	0.0	0	0	0	0	0.0	0	0
2020	Titans	1	0	0	0	0.0	0	0	0	0	0.0	0	0
2019	Titans	3	1	4	28	7.0	15	0	0	0	0.0	0	0
2015	Vikings	1	1	2	22	11.0	18	0	0	0	0.0	0	0
NFL TOTALS		5	2	6	50	8.3	18	0	0	0	0.0	0	0

MYCOLE PRUITT'S NFL REGULAR SEASON RETURN STATISTICS

		KICKOFF RETURNS					PUNT RETURNS					
DATE	TEAM	RET.	YDS.	AVG.	LG	TD	NO.	FC	YDS.	AVG.	LG	TD
2022	Falcons	0	0	0.0	0	0	0	0	0	0.0	0	0
2021	Titans	0	0	0.0	0	0	0	0	0	0.0	0	0
Went from San Francisco to Tennessee .												
2021	49ers	0	0	0.0	0	0	0	0	0	0.0	0	0
2021	TOTAL	0	0	0.0	0	0	0	0	0	0.0	0	0
2020	Titans	0	0	0.0	0	0	0	0	0	0.0	0	0
2019	Titans	0	0	0.0	0	0	0	0	0	0.0	0	0
2018	Titans	0	0	0.0	0	0	0	0	0	0.0	0	0
Went from Houston to Tennessee .												
2018	Texans	0	0	0.0	0	0	0	0	0	0.0	0	0
2018	TOTAL	0	0	0.0	0	0	0	0	0	0.0	0	0
2017	Texans	0	0	0.0	0	0	0	0	0	0.0	0	0
Went from Buffalo to Houston .												
2017	Bills	0	0	0.0	0	0	0	0	0	0.0	0	0
2017	TOTAL	0	0	0.0	0	0	0	0	0	0.0	0	0
2016	Bears	0	0	0.0	0	0	0	0	0	0.0	0	0
Went from Minnesota to Chicago .												
2016	Vikings	0	0	0.0	0	0	0	0	0	0.0	0	0
2016	TOTAL	0	0	0.0	0	0	0	0	0	0.0	0	0
2015	Vikings	1	12	12.0	12	0	0	0	0	0.0	0	0
NFL TOTALS		1	12	12.0	12	0	0	0	0	0.0	0	0

MYCOLE PRUITT'S NFL POSTSEASON RETURN STATISTICS

		KICKOFF RETURNS					PUNT RETURNS					
DATE	TEAM	RET.	YDS.	AVG.	LG	TD	NO.	FC	YDS.	AVG.	LG	TD
2021	Titans	0	0	0.0	0	0	0	0	0	0.0	0	0
2020	Titans	0	0	0.0	0	0	0	0	0	0.0	0	0
2019	Titans	0	0	0.0	0	0	0	0	0	0.0	0	0
2015	Vikings	0	0	0.0	0	0	0	0	0	0.0	0	0
NFL TOTALS		0	0	0.0	0	0	0	0	0	0.0	0	0

MYCOLE PRUITT'S SINGLE-GAME HIGHS: RUSHING/RECEIVING

<p>Receptions 4 vs. Arizona Cardinals, Jan 01, 2023 3 vs. Tampa Bay Buccaneers, Jan 08, 2023 3 at Seattle Seahawks, Sep 19, 2021</p> <p>Receiving Yards 49 vs. Arizona Cardinals, Jan 01, 2023 43 at Seattle Seahawks, Sep 19, 2021 42 at Oakland Raiders, Dec 08, 2019</p> <p>Receiving Average 14.3 at Seattle Seahawks, Sep 19, 2021 12.3 vs. Arizona Cardinals, Jan 01, 2023 11.3 vs. Tampa Bay Buccaneers, Jan 08, 2023</p> <p>Longest Receptions 42 at Oakland Raiders, Dec 08, 2019 32 at Arizona Cardinals, Dec 10, 2015 29 vs. Tampa Bay Buccaneers, Jan 08, 2023</p> <p>Receiving TDs 1 vs. Tampa Bay Buccaneers, Jan 08, 2023 1 vs. Pittsburgh Steelers, Dec 04, 2022 ...9 more at 1.</p> <p>All-Purpose Yards 49 vs. Arizona Cardinals, Jan 01, 2023 43 at Seattle Seahawks, Sep 19, 2021 42 at Oakland Raiders, Dec 08, 2019</p>	<p>Kickoff Returns 1 at Oakland Raiders, Nov 15, 2015</p> <p>Kickoff Return Yards 12 at Oakland Raiders, Nov 15, 2015</p> <p>Longest Kickoff Return 12 at Oakland Raiders, Nov 15, 2015</p> <p>Special Teams Tackles 1 at New York Jets, Oct 03, 2021 1 at Carolina Panthers, Nov 03, 2019 ...4 more at 1.</p> <p>Most TDs 2 vs. Cleveland Browns, Dec 06, 2020 1 vs. Tampa Bay Buccaneers, Jan 08, 2023 1 vs. Pittsburgh Steelers, Dec 04, 2022 ...8 more at 1.</p> <p>Longest Own Fumble Return 3 vs. Cleveland Browns, Dec 06, 2020</p>
---	--

MYCOLE PRUITT'S SINGLE-GAME HIGHS - POSTSEASON: RECEIVING

<p>Receptions 2 at New England Patriots, Jan 04, 2020 2 vs. Seattle Seahawks, Jan 10, 2016 1 at Kansas City Chiefs, Jan 19, 2020 ...1 more at 1.</p> <p>Receiving Yards 22 vs. Seattle Seahawks, Jan 10, 2016 15 at Baltimore Ravens, Jan 11, 2020 9 at Kansas City Chiefs, Jan 19, 2020</p>	<p>Longest Receptions 18 vs. Seattle Seahawks, Jan 10, 2016 15 at Baltimore Ravens, Jan 11, 2020 9 at Kansas City Chiefs, Jan 19, 2020</p> <p>All-Purpose Yards 22 vs. Seattle Seahawks, Jan 10, 2016 15 at Baltimore Ravens, Jan 11, 2020 9 at Kansas City Chiefs, Jan 19, 2020</p>
--	--

MYCOLE PRUITT'S 2022 GXG REGULAR-SEASON STATISTICS (FALCONS)

		RECEIVING						RUSHING								
DATE	OPPONENT	P/S	NO.	YDS.	AVG.	LG	TD	NO.	YDS.	AVG.	LG	TD	W/L	SCORE		
09/11	Saints		PRACTICE SQUAD												L	26-27
09/18	at Rams		PRACTICE SQUAD												L	27-31
09/25	at Seahawks		PRACTICE SQUAD												W	27-23
10/02	Browns		PRACTICE SQUAD												W	23-20
10/09	at Buccaneers		PRACTICE SQUAD												L	15-21
10/16	49ers	P	1	2	2.0	2t	1	0	0	0.0	0	0	W	28-14		
10/23	at Bengals	S	0	0	0.0	0	0	0	0	0.0	0	0	L	17-35		
10/30	Panthers	P	0	0	0.0	0	0	0	0	0.0	0	0	W	37-34+		
11/06	Chargers	P	1	6	6.0	6	0	0	0	0.0	0	0	L	17-20		
11/10	at Panthers	P	1	6	6.0	6	0	0	0	0.0	0	0	L	15-25		
11/20	Bears	P	1	17	17.0	17	0	0	0	0.0	0	0	W	27-24		
11/27	at Commanders	S	2	9	4.5	5	1	0	0	0.0	0	0	L	13-19		
12/04	Steelers	S	1	7	7.0	7t	1	0	0	0.0	0	0	L	16-19		
12/18	at Saints	S	2	20	10.0	14	0	0	0	0.0	0	0	L	18-21		
12/24	at Ravens	P	0	0	0.0	0	0	0	0	0.0	0	0	L	9-17		
01/01	Cardinals	P	4	49	12.3	25	0	0	0	0.0	0	0	W	20-19		
01/08	Buccaneers	P	3	34	11.3	29	1	0	0	0.0	0	0	W	30-17		
2022 TOTALS	12-4		16	150	9.4	29	4	0	0	0.0	0	0	7-10			

+ - Overtime

MYCOLE PRUITT'S 2021 GXG REGULAR-SEASON STATISTICS (49ERS/TITANS)

		RECEIVING						RUSHING								
DATE	OPPONENT	P/S	NO.	YDS.	AVG.	LG	TD	NO.	YDS.	AVG.	LG	TD	W/L	SCORE		
09/12	at Lions		DID NOT PLAY												W	41-33
			Went from 49ers to Titans.													
09/19	at Seahawks	P	3	43	14.3	22	0	0	0	0.0	0	0	W	33-30+		
09/26	Colts	P	1	7	7.0	7	0	0	0	0.0	0	0	W	25-16		
10/03	at Jets	S	1	14	14.0	14	0	0	0	0.0	0	0	L	24-27+		
10/10	at Jaguars	P	1	14	14.0	14t	1	0	0	0.0	0	0	W	37-19		
10/18	Bills	P	0	0	0.0	0	0	0	0	0.0	0	0	W	34-31		
10/24	Chiefs	P	2	27	13.5	22	1	0	0	0.0	0	0	W	27-3		
10/31	at Colts	S	2	22	11.0	14	0	0	0	0.0	0	0	W	34-31+		
11/07	at Rams	S	0	0	0.0	0	0	0	0	0.0	0	0	W	28-16		
11/14	Saints	S	1	2	2.0	2t	1	0	0	0.0	0	0	W	23-21		
11/21	Texans	S	0	0	0.0	0	0	0	0	0.0	0	0	L	13-22		
11/28	at Patriots	P	1	10	10.0	10	0	0	0	0.0	0	0	L	13-36		
12/12	Jaguars	P	1	5	5.0	5	0	0	0	0.0	0	0	W	20-0		
12/19	at Steelers	S	1	1	1.0	1	0	0	0	0.0	0	0	L	13-19		
12/23	49ers	S	0	0	0.0	0	0	0	0	0.0	0	0	W	20-17		
01/02	Dolphins	S	0	0	0.0	0	0	0	0	0.0	0	0	W	34-3		
01/09	at Texans		INJURED RESERVE												W	28-25
2021 TOTALS	15-8		14	145	10.4	22	3	0	0	0.0	0	0	13-4			

+ - Overtime

MYCOLE PRUITT'S 2020 GXG REGULAR-SEASON STATISTICS (TITANS)

		RECEIVING						RUSHING								
DATE	OPPONENT	P/S	NO.	YDS.	AVG.	LG	TD	NO.	YDS.	AVG.	LG	TD	W/L	SCORE		
09/14	at Broncos	S	1	1	1.0	1t	1	0	0	0.0	0	0	W	16-14		
09/20	Jaguars	P	0	0	0.0	0	0	0	0	0.0	0	0	W	33-30		
09/27	at Vikings	P	2	16	8.0	10	0	0	0	0.0	0	0	W	31-30		
10/13	Bills		DID NOT PLAY												W	42-16
10/18	Texans		DID NOT PLAY												W	42-36+
10/25	Steelers	S	0	0	0.0	0	0	0	0	0.0	0	0	L	24-27		
11/01	at Bengals	S	0	0	0.0	0	0	0	0	0.0	0	0	L	20-31		
11/08	Bears	P	0	0	0.0	0	0	0	0	0.0	0	0	W	24-17		
11/12	Colts		INACTIVE												L	17-34
11/22	at Ravens		ON INACTIVE LIST												W	30-24+
11/29	at Colts		INACTIVE												W	45-26
12/06	Browns	S	1	22	22.0	22t	1	0	0	0.0	0	0	L	35-41		
12/13	at Jaguars	P	0	0	0.0	0	0	0	0	0.0	0	0	W	31-10		
12/20	Lions	P	1	10	10.0	10	0	0	0	0.0	0	0	W	46-25		
12/27	at Packers	P	0	0	0.0	0	0	0	0	0.0	0	0	L	14-40		
01/03	at Texans	P	0	0	0.0	0	0	0	0	0.0	0	0	W	41-38		
2020 TOTALS		11-4	5	49	9.8	22T	2	0	0	0.0	0	0	11-5			

+- Overtime

MYCOLE PRUITT'S 2021 GXG POSTSEASON STATISTICS (TITANS)

		RECEIVING						RUSHING								
DATE	OPPONENT	P/S	NO.	YDS.	AVG.	LG	TD	NO.	YDS.	AVG.	LG	TD	W/L	SCORE		
01/22	Bengals		INJURED RESERVE												L	16-19
2021 TOTALS		0-0	0	0	0.0	0	0	0	0	0.0	0	0	0-1			

MYCOLE PRUITT'S 2020 GXG POSTSEASON STATISTICS (TITANS)

		RECEIVING						RUSHING							
DATE	OPPONENT	P/S	NO.	YDS.	AVG.	LG	TD	NO.	YDS.	AVG.	LG	TD	W/L	SCORE	
01/10	Ravens	P	0	0	0.0	0	0	0	0	0.0	0	0	L	13-20	
2020 TOTALS		1-0	0	0	0.0	0	0	0	0	0.0	0	0	0-1		

DESMOND RIDDER'S NFL REGULAR SEASON PASSING STATISTICS

DATE	TEAM	GP	GS	ATT.	CMP.	PCT.	YDS	AVG.	TD	INT.	LG	SK	LST	RATE
2022	Falcons	4	4	115	73	63.5	708	6.2	2	0	40	9	33	86.4
TOTALS		4	4	115	73	63.5	708	6.2	2	0	40	9	33	86.4

DESMOND RIDDER'S NFL REGULAR SEASON RUSHING STATISTICS

DATE	TEAM	NO.	YDS.	AVG.	LG	TD
2022	Falcons	16	64	4.0	18	0
TOTALS		16	64	4.0	18	0

DESMOND RIDDER'S NFL REGULAR SEASON PASSING/RUSHING STATISTICS

PASSING														RUSHING					
DATE	TEAM	GP	GS	ATT.	CMP.	PCT.	YDS	AVG.	TD	INT.	LG	SK	LST	RATE	NO.	YDS.	AVG.	LG	TD
2022	Falcons	4	4	115	73	63.5	708	6.2	2	0	40	9	33	86.4	16	64	4.0	18	0
TOTALS		4	4	115	73	63.5	708	6.2	2	0	40	9	33	86.4	16	64	4.0	18	0

DESMOND RIDDER'S SINGLE-GAME HIGHS: QUARTERBACK

Pass Attempts	33 at Baltimore Ravens, Dec 24, 2022 30 vs. Tampa Bay Buccaneers, Jan 08, 2023 26 vs. Arizona Cardinals, Jan 01, 2023 ...1 more at 26.	Completion Percentage	73.1 vs. Arizona Cardinals, Jan 01, 2023 66.7 at Baltimore Ravens, Dec 24, 2022 63.3 vs. Tampa Bay Buccaneers, Jan 08, 2023
Pass Completions	22 at Baltimore Ravens, Dec 24, 2022 19 vs. Tampa Bay Buccaneers, Jan 08, 2023 19 vs. Arizona Cardinals, Jan 01, 2023	Passer Rating	108.2 vs. Tampa Bay Buccaneers, Jan 08, 2023 90.1 vs. Arizona Cardinals, Jan 01, 2023 85.2 at Baltimore Ravens, Dec 24, 2022
Yards Passing	224 vs. Tampa Bay Buccaneers, Jan 08, 2023 218 at Baltimore Ravens, Dec 24, 2022 169 vs. Arizona Cardinals, Jan 01, 2023	Rush Attempts	6 at New Orleans Saints, Dec 18, 2022 4 vs. Arizona Cardinals, Jan 01, 2023 4 at Baltimore Ravens, Dec 24, 2022
TD Passes	2 vs. Tampa Bay Buccaneers, Jan 08, 2023	Rushing Yards	38 at New Orleans Saints, Dec 18, 2022 9 vs. Tampa Bay Buccaneers, Jan 08, 2023 9 vs. Arizona Cardinals, Jan 01, 2023
Long Passes	40 vs. Tampa Bay Buccaneers, Jan 08, 2023 39 vs. Tampa Bay Buccaneers, Jan 08, 2023 29 vs. Tampa Bay Buccaneers, Jan 08, 2023	Longest Runs	18 at New Orleans Saints, Dec 18, 2022 8 vs. Tampa Bay Buccaneers, Jan 08, 2023 7 at New Orleans Saints, Dec 18, 2022

DESMOND RIDDER'S 2022 GXG REGULAR-SEASON STATISTICS (FALCONS)

PASSING														RUSHING					W/L	SCORE
DATE	OPPONENT	P/S	ATT	CMP	YDS	PCT	Y/A	Y/C	TD	INT	LG	SK/YD	RATE	ATT	YDS	LG	TD			
09/11	Saints																	L	26-27	
09/18	at Rams																	L	27-31	
09/25	at Seahawks																	W	27-23	
10/02	Browns																	W	23-20	
10/09	at Buccaneers																	L	15-21	
10/16	49ers																	W	28-14	
10/23	at Bengals																	L	17-35	
10/30	Panthers																	W	37-34+	
11/06	Chargers																	L	17-20	
11/10	at Panthers																	L	15-25	
11/20	Bears																	W	27-24	
11/27	at Commanders																	L	13-19	
12/04	Steelers																	L	16-19	
12/18	at Saints	S	26	13	97	50.0	3.7	7.5	0	0	14	4/8	59.3	6	38	18	0	L	18-21	
12/24	at Ravens	S	33	22	218	66.7	6.6	9.9	0	0	26	2/6	85.2	4	8	5	0	L	9-17	
01/01	Cardinals	S	26	19	169	73.1	6.5	8.9	0	0	25	1/3	90.1	4	9	5	0	W	20-19	
01/08	Buccaneers	S	30	19	224	63.3	7.5	11.8	2	0	40	2/16	108.2	2	9	8	0	W	30-17	
2022 TOTALS		4-4	115	73	708	63.5	6.2	9.7	2	0	40	9/33	86.4	16	64	18	0	7-10		

+ - Overtime



🏈🏈🏈🏈🏈

- » Played three seasons (2020-22) at the University of Texas in Austin, Texas.
- » Played in 31 games (28 starts), recording 3,410 yards on 539 carries (6.3 avg.) with 33 rushing touchdowns. He also tallied 60 receptions for 805 receiving yards and eight receiving touchdowns.
- » Started all 12 games as a junior in 2022, recording single-season career highs in carries (258), rushing yards (1,580), rushing touchdowns (18) and receiving yards (314), while also adding 19 receptions and two receiving touchdowns.
- » Named the 2022 Doak Walker Award recipient, given to the nation's most outstanding running back, a unanimous first-team All-American and a finalist for the Earl Campbell Tyler Rose Award, which recognizes the top offensive player in Division I football who also exhibits the enduring characteristics that define Earl Campbell: integrity, performance, teamwork, sportsmanship, drive, community and tenacity.
- » Named a unanimous first-team All-Big 12 selection, Dave Campbell's Texas Football Best Running Back and a first-team All-Texas selection.
- » In his sophomore campaign, he posted 1,127 rushing yards on 195 carries (5.8 avg.) and 11 touchdowns, while also adding 26 receptions for 295 receiving yards and four receiving touchdowns.
- » Named first-team All-Big 12 by the coaches and Associated Press.
- » As a true freshman in 2020, he recorded 703 rushing yards on 86 carries and four rushing touchdowns, while adding 15 receptions for 196 receiving yards and two receiving touchdowns.
- » Broke program records for yards per carry in a game (19.1 ypc at Kansas State) and in a season (8.2 ypc).

🏠🏠🏠🏠🏠

- » Born in Tucson, Ariz.
- » Attended Salpointe Catholic High School in Tucson,

Ariz.

- » Became the first player in Arizona high school football history to twice win the Ed Doherty Award as the state's top high school football player by the Grand Canyon State Gridiron Club.
- » Became Arizona's career all-time touchdown leader with 114 and its leading rusher with 7,036 yards. Also became the first running back in Arizona history to top 2,000 yards in three consecutive seasons.
- » Named Arizona Gatorade Player of the Year in 2019, received the Arizona National Football Foundation Frank Kush Player of the Year honor and was named 4A Kino Region Player of the Year and Offensive Player of the Year in 2019.
- » Rushed for 2,235 yards and 38 touchdowns on 126 carries (17.7 ypc/203.2 ypg), while also catching 12 passes for 314 yards and three touchdowns as a senior. He also returned four kickoffs for 238 yards, including a 94-yard touchdown and posted seven games with at least four rushing touchdowns. Led an offense that averaged 52.0 points per game as a senior.
- » Named 4A Conference Offensive Player of the Year in 2018, selected as the 4A Kino Region Offensive Player of the Year and named first-team all-region.
- » Posted 2,400 rushing yards and 35 touchdowns on 170 carries (14.1 ypc), along with 10 catches for 153 yards and one touchdown as a junior. Led an offense that averaged 43.9 points per game as a junior.
- » Led Salpointe to a 13-1 overall record, including a 5-0 region mark and title, and an appearance in the AIA 4A state title game in 2018. Named first-team 4A all-conference in 2017, 4A Kino Region Offensive Player of the Year and first-team all-region.
- » Rushed for 2,023 yards and 26 touchdowns on 189 carries (10.7 ypc), while catching eight passes for 136 yards and three touchdowns as a sophomore.
- » Led Salpointe to a 12-2 overall record, including a 4-0 region mark and title, and an appearance in the AIA 4A state title game in 2017.
- » Son of LeMore Sault.
- » Majored in communication and leadership at Texas.

TRANSACTIONS

- » Selected by the Atlanta Falcons in the first round (8th overall) of the 2023 NFL Draft.



ϷϷϷϷϷ

- » Has spent time with the Kansas City Chiefs and Pittsburgh Steelers but has not appeared in any games.

ϷϷϷϷϷϷϷ

- » Played four seasons (2016-19) at Eastern Michigan in Ypsilanti, Mich.
- » Played in 45 games (25 starts) and caught 100 passes for 1,335 yards and nine touchdowns.
- » Finished his collegiate career ranking 13th in school history in receiving yards (1,335).
- » Started 11 games as a senior in 2019 and ranked third on the team with 508 receiving yards. Also caught four touchdown passes.
- » Started 12 games as a junior in 2018 and caught 37 passes for 419 yards and three touchdowns.
- » Played in 12 games in 2017 and finished the seasons with 26 receptions for 357 receiving yards.
- » Appeared in eight games in 2016 and caught three

passes for 51 yards.

ϷϷϷϷϷϷϷ

- » Attended Clinton High School in Clinton, Mich.
- » Part of a program that went 45-4 during his career, having never lost a regular season game.
- » Finished scholastic career with 99 career touchdowns, including 68 on the ground.
- » Helped 2015 team to district championship, regional championship and state final appearance in the MHSAA Division 6 State Finals.
- » In 48 career games, carried the ball 373 times for 4,670 yards and registered 59 games with 100-or-more yards rushing.
- » On defense, finished with 340 career tackles (164 solo), 15.0 tackles for loss and six interceptions.
- » In the 2013 state championship game at Ford Field, he returned a punt 86 yards for a TD, the second-longest punt return in championship game history.
- » Earned an undergraduate degree in criminology.
- » Son of Tom and Tamara Culler.

TRANSACTIONS

- » Originally signed by the Pittsburgh Steelers on March 3, 2021.
- » Released by the Pittsburgh Steelers on Aug. 29, 2021.
- » Signed by the Kansas City Chiefs on Jan. 11, 2022.
- » Released by the Kansas City Chiefs on July 22, 2022.
- » Signed with the Atlanta Falcons on Aug. 4, 2023.

MATHEW SEXTON'S NFL REGULAR SEASON RUSHING/RECEIVING STATISTICS

DATE	TEAM	GP	GS	RECEIVING					RUSHING				
				NO.	YDS.	AVG.	LG	TD	NO.	YDS.	AVG.	LG	TD
2022	Chiefs	0	0	0	0	0.0	0	0	0	0	0.0	0	0
2021	Steelers	0	0	0	0	0.0	0	0	0	0	0.0	0	0
NFL TOTALS		0	0	0	0	0.0	0	0	0	0	0.0	0	0

MATHEW SEXTON'S NFL POSTSEASON RUSHING/RECEIVING STATISTICS

DATE	TEAM	GP	GS	RECEIVING					RUSHING				
				NO.	YDS.	AVG.	LG	TD	NO.	YDS.	AVG.	LG	TD
2021	Chiefs	0	0	0	0	0.0	0	0	0	0	0.0	0	0
NFL TOTALS		0	0	0	0	0.0	0	0	0	0	0.0	0	0

MATHEW SEXTON'S NFL REGULAR SEASON RETURN STATISTICS

DATE	TEAM	KICKOFF RETURNS					PUNT RETURNS					
		RET.	YDS.	AVG.	LG	TD	NO.	FC	YDS.	AVG.	LG	TD
2022	Chiefs	0	0	0.0	0	0	0	0	0	0.0	0	0
2021	Steelers	0	0	0.0	0	0	0	0	0	0.0	0	0
NFL TOTALS		0	0	0.0	0	0	0	0	0	0.0	0	0

MATHEW SEXTON'S NFL POSTSEASON RETURN STATISTICS

DATE	TEAM	KICKOFF RETURNS					PUNT RETURNS					
		RET.	YDS.	AVG.	LG	TD	NO.	FC	YDS.	AVG.	LG	TD
2021	Chiefs	0	0	0.0	0	0	0	0	0	0.0	0	0
NFL TOTALS		0	0	0.0	0	0	0	0	0	0.0	0	0

MATHEW SEXTON'S 2022 GXG REGULAR-SEASON STATISTICS (CHIEFS)

DATE	OPPONENT	P/S	RECEIVING				RUSHING				W/L	SCORE	
			NO.	YDS.	AVG.	LG	TD	NO.	YDS.	AVG.			LG
09/11	at Cardinals											W	44-21
09/15	Chargers											W	27-24
09/25	at Colts											L	17-20
10/02	at Buccaneers											W	41-31
10/10	Raiders											W	30-29
10/16	Bills											L	20-24
10/23	at 49ers											W	44-23
11/06	Titans											W	20-17+
11/13	Jaguars											W	27-17
11/20	at Chargers											W	30-27
11/27	Rams											W	26-10
12/04	at Bengals											L	24-27
12/11	at Broncos											W	34-28
12/18	at Texans											W	30-24+
12/24	Seahawks											W	24-10
01/01	Broncos											W	27-24
01/07	at Raiders											W	31-13
2022 TOTALS		0-0	0	0	0.0	0	0	0	0.0	0	0	0	14-3

+ - Overtime

MATHEW SEXTON'S 2021 GXG REGULAR-SEASON STATISTICS (STEELERS)

DATE	OPPONENT	P/S	RECEIVING				RUSHING				W/L/T	SCORE	
			NO.	YDS.	AVG.	LG	TD	NO.	YDS.	AVG.			LG
09/12	at Bills											W	23-16
09/19	Raiders											L	17-26
09/26	Bengals											L	10-24
10/03	at Packers											L	17-27
10/10	Broncos											W	27-19
10/17	Seahawks											W	23-20+
10/31	at Browns											W	15-10
11/08	Bears											W	29-27
11/14	Lions											T	16-16
11/21	at Chargers											L	37-41
11/28	at Bengals											L	10-41
12/05	Ravens											W	20-19
12/09	at Vikings											L	28-36
12/19	Titans											W	19-13
12/26	at Chiefs											L	10-36
01/03	Browns											W	26-14
01/09	at Ravens											W	16-13+
2021 TOTALS		0-0	0	0	0.0	0	0	0	0.0	0	0	0	9-7-1

+ - Overtime

MATHEW SEXTON'S 2021 GXG POSTSEASON STATISTICS (CHIEFS)

DATE	OPPONENT	P/S	RECEIVING				RUSHING				W/L	SCORE	
			NO.	YDS.	AVG.	LG	TD	NO.	YDS.	AVG.			LG
01/16	Steelers		NOT ON ROSTER									W	42-21
2021 TOTALS		0-0	0	0	0.0	0	0	0.0	0	0	0	1-0	



JONNU SMITH
ACTIVE TIGHT END

81

Height: 6-3 Weight: 268 lbs
 DOB: 8/22/1996 (age-27) School: Florida International
 Experience: 7 Yrs Acquired: Tr-23 (ND)
 With Falcons: 1 Yr Pronunciation: Juh-nuw
 Hometown: Philadelphia, Pa.



📊 📊 📊

- » Tallied 169 receptions for 1,841 yards (10.9 avg.) and 17 touchdowns in 90 games (72 starts) for the Titans and Patriots prior to being traded to the Falcons.

New England Patriots

- » In 2022, he appeared in 14 games (eight starts) recording 27 receptions for 245 receiving yards (7.4 avg.).
- » Played in 16 games (11 starts), recording 28 receptions, 294 receiving yards and one receiving touchdown while adding nine carries for 40 yards for the Patriots in 2021.

Tennessee Titans

- » Set single-season career highs in receptions (41), receiving yards (448) and receiving touchdowns (eight) in 15 games (14 starts) for the Titans in 2020. He also finished third among all NFL tight ends with nine total touchdowns (eight receiving, one rushing).
- » Appeared in 16 games (14 starts) for the Titans in 2019, finishing 2019 with 35 receptions, 439 receiving yards and three receiving touchdowns while adding 78 rushing yards on four carries.
- » Registered 20 receptions for 258 receiving yards and three touchdowns in 13 games (12 starts) for the Titans in 2018.
- » He finished his rookie year in 2017, with 18 receptions, 157 receiving yards and two receiving touchdowns for the Titans.

🏈 🏈 🏈

- » Played four seasons (2013-16) at the Florida International University in Miami, Fla.
- » Tallied 178 receptions for 2,001 yards (11.2 avg.) and 18 touchdowns in 43 career games.
- » As a senior in 2016, started 11 games for the Panthers and was a second-team All-Conference USA selection after recording 42 receptions, 506 receiving yards and

four receiving touchdowns. He also became the fifth player in FIU history to register over 2,000 career receiving yards (2,001 yards).

- » Finished his career with a reception in every game he's played in (43 games –second-most in school history).
- » In 2015, he started eight games recording 36 receptions 397 receiving yards and four receiving touchdowns.
- » As a sophomore in 2014, he earned First-Team All-Conference USA after registering career highs in receptions (61), receiving yards (710), and receiving touchdowns (eight) in 12 starts for the Panthers. He led all tight ends nationally in receptions, receiving yards and receiving touchdowns and also set the tight end single-season program record for receptions, receiving yards and receiving touchdowns. His eight receiving touchdowns broke a single-season program record, surpassing the previous record of seven set by T.Y. Hilton (2008, 2011).
- » As a freshman in 2013, he started all 12 games and earned All-Conference USA honorable mention in addition to being named to Conference USA's All-Freshman team after recording 39 receptions, 388 receiving yards and two receiving touchdowns. He led or tied for the team lead in receptions or receiving yards in eight of the Panthers 12 games.

🏈 🏈 🏈

- » Attended West Port High School in Ocala, Fla.
- » Named 2012 Ocala Star Banner All-County first team and the 2012 Florida Athletic Coaches Association All-District 7 team.
- » Led the team with 34 receptions, 517 receiving yards and two receiving touchdowns as a senior in 2012.
- » Competed in weightlifting, finishing second in the county in the 219-pound weight class.
- » Married to wife, Ballard and they have four children, Jaylen, Nichols, Jonnu and daughter Haven.
- » Son of Wayne Smith and Karen Smith.
- » Majored in liberal studies at FIU.

TRANSACTIONS

- » Originally drafted by the Tennessee Titans in the third round (100th overall) of the 2016 NFL Draft.
- » Signed by the New England Patriots on March 17, 2021.
- » Traded to the Atlanta Falcons on March. 15, 2023.

REGULAR SEASON COMPARISON: RECEIVING - CAROLINA PANTHERS

DATE	OPP	W/L	GP/GS	REC	YDS.	AVG.	TD	LG	TGTS	YAC
11/3/19	TEN @ CAR	L	S	3	18	6.0	0	7	5	0
11/7/21	NE @ CAR	W	S	1	4	4.0	0	4	2	8
TOTALS			1/1 2/2	4	22	5.5	0	7	7	8

JONNU SMITH'S NFL REGULAR SEASON RUSHING/RECEIVING STATISTICS

DATE	TEAM	RECEIVING							RUSHING				
		GP	GS	NO.	YDS.	AVG.	LG	TD	NO.	YDS.	AVG.	LG	TD
2022	Patriots	14	8	27	245	9.1	53	0	1	5	5.0	5	0
2021	Patriots	16	11	28	294	10.5	28	1	9	40	4.4	9	0
2020	Titans	15	14	41	448	10.9	63	8	2	4	2.0	3	1
2019	Titans	16	14	35	439	12.5	57	3	4	78	19.5	57	0
2018	Titans	13	12	20	258	12.9	61t	3	0	0	0.0	0	0
2017	Titans	16	13	18	157	8.7	32t	2	0	0	0.0	0	0
NFL TOTALS		90	72	169	1,841	10.9	63	17	16	127	7.9	57	1

JONNU SMITH'S NFL POSTSEASON RUSHING/RECEIVING STATISTICS

DATE	TEAM	RECEIVING							RUSHING				
		GP	GS	NO.	YDS.	AVG.	LG	TD	NO.	YDS.	AVG.	LG	TD
2021	Patriots	1	1	0	0	0.0	0	0	0	0	0.0	0	0
2020	Titans	1	1	2	9	4.5	5	0	0	0	0.0	0	0
2019	Titans	3	3	6	59	9.8	22	1	0	0	0.0	0	0
2017	Titans	2	1	3	19	6.3	10	0	0	0	0.0	0	0
NFL TOTALS		7	6	11	87	7.9	22	1	0	0	0.0	0	0

JONNU SMITH'S NFL REGULAR SEASON RETURN STATISTICS

DATE	TEAM	KICKOFF RETURNS						PUNT RETURNS					
		RET.	YDS.	AVG.	LG	TD	NO.	FC	YDS.	AVG.	LG	TD	
2022	Patriots	2	31	15.5	16	0	0	0	0	0.0	0	0	
2021	Patriots	0	0	0.0	0	0	0	0	0	0.0	0	0	
2020	Titans	0	0	0.0	0	0	0	0	0	0.0	0	0	
2019	Titans	1	16	16.0	16	0	0	0	0	0.0	0	0	
2018	Titans	0	0	0.0	0	0	0	0	0	0.0	0	0	
2017	Titans	0	0	0.0	0	0	0	0	0	0.0	0	0	
NFL TOTALS		3	47	15.7	16	0	0	0	0	0.0	0	0	

JONNU SMITH'S NFL POSTSEASON RETURN STATISTICS

DATE	TEAM	KICKOFF RETURNS						PUNT RETURNS					
		RET.	YDS.	AVG.	LG	TD	NO.	FC	YDS.	AVG.	LG	TD	
2021	Patriots	0	0	0.0	0	0	0	0	0	0.0	0	0	
2020	Titans	0	0	0.0	0	0	0	0	0	0.0	0	0	
2019	Titans	0	0	0.0	0	0	0	0	0	0.0	0	0	
2017	Titans	0	0	0.0	0	0	0	0	0	0.0	0	0	
NFL TOTALS		0	0	0.0	0	0	0	0	0	0.0	0	0	

JONNU SMITH'S SINGLE-GAME HIGHS: RUSHING/RECEIVING

Rush Attempts 1 at Miami Dolphins, Jan 09, 2022
1 vs. Jacksonville Jaguars, Jan 02, 2022
...13 more at 1.

Rushing Yards 57 vs. Houston Texans, Dec 15, 2019
10 at Cleveland Browns, Sep 08, 2019
9 vs. Tennessee Titans, Nov 28, 2021
57 vs. Houston Texans, Dec 15, 2019
10 at Cleveland Browns, Sep 08, 2019
9 vs. Tennessee Titans, Nov 28, 2021

Longest Runs 1 vs. Indianapolis Colts, Nov 12, 2020
6 vs. Tampa Bay Buccaneers, Oct 27, 2019
6 at Indianapolis Colts, Nov 18, 2018
5 vs. Miami Dolphins, Sep 12, 2021
...5 more at 5.

Rushing TDs 84 vs. Jacksonville Jaguars, Sep 20, 2020
78 vs. Tampa Bay Buccaneers, Oct 27, 2019
64 vs. Los Angeles Chargers, Oct 20, 2019

Receptions 21.3 vs. Los Angeles Chargers, Oct 20, 2019
21.0 vs. Jacksonville Jaguars, Sep 20, 2020
21.0 vs. New Orleans Saints, Dec 22, 2019

Receiving Yards 63 vs. Jacksonville Jaguars, Sep 20, 2020
61t at Houston Texans, Nov 26, 2018
57 vs. Buffalo Bills, Oct 06, 2019

Receiving Average 63 vs. Jacksonville Jaguars, Sep 20, 2020
61t at Houston Texans, Nov 26, 2018
57 vs. Buffalo Bills, Oct 06, 2019

Longest Receptions 63 vs. Jacksonville Jaguars, Sep 20, 2020
61t at Houston Texans, Nov 26, 2018
57 vs. Buffalo Bills, Oct 06, 2019

Receiving TDs 2 vs. Buffalo Bills, Oct 13, 2020
2 vs. Jacksonville Jaguars, Sep 20, 2020
1 vs. Tampa Bay Buccaneers, Oct 03, 2021
...12 more at 1.

All-Purpose Yards 117 vs. Houston Texans, Dec 15, 2019
84 vs. Jacksonville Jaguars, Sep 20, 2020
78 vs. Tampa Bay Buccaneers, Oct 27, 2019
1 at Denver Broncos, Oct 13, 2019

Kickoff Returns 16 at Denver Broncos, Oct 13, 2019

Kickoff Return Yards 16 at Denver Broncos, Oct 13, 2019

Longest Kickoff Return 16 at Denver Broncos, Oct 13, 2019

Most TDs 2 vs. Buffalo Bills, Oct 13, 2020
2 vs. Jacksonville Jaguars, Sep 20, 2020
1 vs. Tampa Bay Buccaneers, Oct 03, 2021
...13 more at 1.

Miscellaneous Tackles 2 at Indianapolis Colts, Dec 01, 2019
1 at Green Bay Packers, Dec 27, 2020
1 vs. New Orleans Saints, Dec 22, 2019
...3 more at 1.

JONNU SMITH'S SINGLE-GAME HIGHS - POSTSEASON: RECEIVING

Receptions 3 at Kansas City Chiefs, Jan 19, 2020
2 vs. Baltimore Ravens, Jan 10, 2021
2 at Baltimore Ravens, Jan 11, 2020
...1 more at 2.

Receiving Yards 38 at Kansas City Chiefs, Jan 19, 2020
15 at Kansas City Chiefs, Jan 06, 2018
12 at Baltimore Ravens, Jan 11, 2020

Receiving Average 12.7 at Kansas City Chiefs, Jan 19, 2020

Longest Receptions 22 at Kansas City Chiefs, Jan 19, 2020
12t at Baltimore Ravens, Jan 11, 2020
10 at Kansas City Chiefs, Jan 06, 2018

Receiving TDs 1 at Baltimore Ravens, Jan 11, 2020

All-Purpose Yards 38 at Kansas City Chiefs, Jan 19, 2020
15 at Kansas City Chiefs, Jan 06, 2018
12 at Baltimore Ravens, Jan 11, 2020
1 at Baltimore Ravens, Jan 11, 2020

Most TDs 1 at Baltimore Ravens, Jan 11, 2020

JONNU SMITH'S 2022 GXG REGULAR-SEASON STATISTICS (PATRIOTS)

		RECEIVING						RUSHING							
DATE	OPPONENT	P/S	NO.	YDS.	AVG.	LG	TD	NO.	YDS.	AVG.	LG	TD	W/L	SCORE	
09/11	at Dolphins	S	3	33	11.0	15	0	0	0	0.0	0	0	L	7-20	
09/18	at Steelers	P	0	0	0.0	0	0	0	0	0.0	0	0	W	17-14	
09/25	Ravens	P	4	25	6.3	8	0	0	0	0.0	0	0	L	26-37	
10/02	at Packers	S	0	0	0.0	0	0	0	0	0.0	0	0	L	24-27+	
10/09	Lions		ON INACTIVE LIST											W	29-0
10/16	at Browns	S	2	61	30.5	53	0	0	0	0.0	0	0	W	38-15	
10/24	Bears	P	1	4	4.0	4	0	0	0	0.0	0	0	L	14-33	
10/30	at Jets	S	3	10	3.3	7	0	0	0	0.0	0	0	W	22-17	
11/06	Colts	P	3	21	7.0	24	0	0	0	0.0	0	0	W	26-3	
11/20	Jets	S	4	40	10.0	26	0	1	5	5.0	5	0	W	10-3	
11/24	at Vikings	P	0	0	0.0	0	0	0	0	0.0	0	0	L	26-33	
12/01	Bills	P	2	6	3.0	6	0	0	0	0.0	0	0	L	10-24	
12/12	at Cardinals	S	0	0	0.0	0	0	0	0	0.0	0	0	W	27-13	
12/18	at Raiders	S	2	24	12.0	13	0	0	0	0.0	0	0	L	24-30	
12/24	Bengals	S	3	21	7.0	9	0	0	0	0.0	0	0	L	18-22	
01/01	Dolphins		INACTIVE											W	23-21
01/08	at Bills		ON INACTIVE LIST											L	23-35
2022 TOTALS		14-8	27	245	9.1	53	0	1	5	5.0	5	0	8-9		

+ - Overtime

JONNU SMITH'S 2021 GXG REGULAR-SEASON STATISTICS (PATRIOTS)

DATE	OPPONENT	P/S	RECEIVING					RUSHING					W/L	SCORE
			NO.	YDS.	AVG.	LG	TD	NO.	YDS.	AVG.	LG	TD		
09/12	Dolphins	S	5	42	8.4	11	0	1	6	6.0	6	0	L	16-17
09/19	at Jets	P	4	28	7.0	19	0	0	0	0.0	0	0	W	25-6
09/26	Saints	S	1	4	4.0	4	0	0	0	0.0	0	0	L	13-28
10/03	Buccaneers	P	3	14	4.7	12	1	0	0	0.0	0	0	L	17-19
10/10	at Texans	S	2	27	13.5	23	0	1	5	5.0	5	0	W	25-22
10/17	Cowboys	S	1	9	9.0	9	0	0	0	0.0	0	0	L	29-35+
10/24	Jets	S	2	52	26.0	28	0	1	5	5.0	5	0	W	54-13
10/31	at Chargers	S	2	13	6.5	11	0	0	0	0.0	0	0	W	27-24
11/07	at Panthers	S	1	4	4.0	4	0	1	4	4.0	4	0	W	24-6
11/14	Browns		ON INACTIVE LIST										W	45-7
11/18	at Falcons	S	1	17	17.0	17	0	0	0	0.0	0	0	W	25-0
11/28	Titans	S	3	49	16.3	20	0	1	9	9.0	9	0	W	36-13
12/06	at Bills	S	1	12	12.0	12	0	1	-1	-1.0	-1	0	W	14-10
12/18	at Colts	P	1	3	3.0	3	0	1	2	2.0	2	0	L	17-27
12/26	Bills	S	0	0	0.0	0	0	0	0	0.0	0	0	L	21-33
01/02	Jaguars	P	1	20	20.0	20	0	1	5	5.0	5	0	W	50-10
01/09	at Dolphins	P	0	0	0.0	0	0	1	5	5.0	5	0	L	24-33
2021 TOTALS	16-11		28	294	10.5	28	1	9	40	4.4	9	0	10-7	

+ - Overtime

JONNU SMITH'S 2020 GXG REGULAR-SEASON STATISTICS (TITANS)

DATE	OPPONENT	P/S	RECEIVING					RUSHING					W/L	SCORE
			NO.	YDS.	AVG.	LG	TD	NO.	YDS.	AVG.	LG	TD		
09/14	at Broncos	S	4	36	9.0	22	1	0	0	0.0	0	0	W	16-14
09/20	Jaguars	S	4	84	21.0	63	2	0	0	0.0	0	0	W	33-30
09/27	at Vikings	S	5	61	12.2	21	0	0	0	0.0	0	0	W	31-30
10/13	Bills	S	5	40	8.0	14	2	0	0	0.0	0	0	W	42-16
10/18	Texans	S	1	13	13.0	13	0	0	0	0.0	0	0	W	42-36+
10/25	Steelers	S	1	9	9.0	9	0	0	0	0.0	0	0	L	24-27
11/01	at Bengals	S	2	29	14.5	19	0	0	0	0.0	0	0	L	20-31
11/08	Bears	S	2	32	16.0	30	1	0	0	0.0	0	0	W	24-17
11/12	Colts	S	2	14	7.0	8	0	1	1	1.0	1t	1	L	17-34
11/22	at Ravens	S	4	20	5.0	8	1	0	0	0.0	0	0	W	30-24+
11/29	at Colts	P	0	0	0.0	0	0	0	0	0.0	0	0	W	45-26
12/06	Browns		INACTIVE										L	35-41
12/13	at Jaguars	S	2	20	10.0	11	0	1	3	3.0	3	0	W	31-10
12/20	Lions	S	5	52	10.4	19	0	0	0	0.0	0	0	W	46-25
12/27	at Packers	S	3	30	10.0	12t	1	0	0	0.0	0	0	L	14-40
01/03	at Texans	S	1	8	8.0	8	0	0	0	0.0	0	0	W	41-38
2020 TOTALS	15-14		41	448	10.9	63	8	2	4	2.0	3	1	11-5	

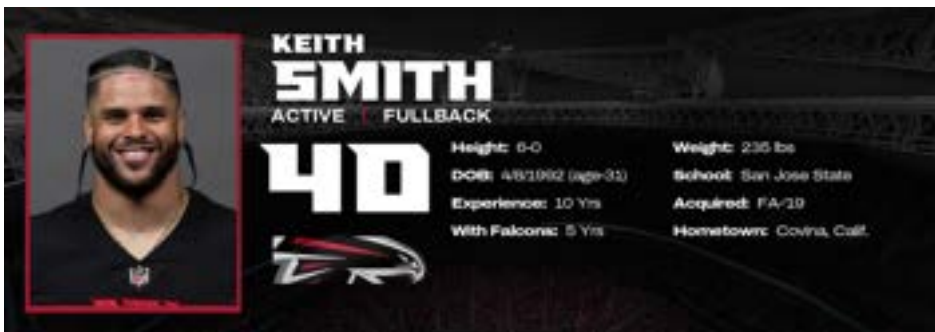
+ - Overtime

JONNU SMITH'S 2021 GXG POSTSEASON STATISTICS (PATRIOTS)

DATE	OPPONENT	P/S	RECEIVING					RUSHING					W/L	SCORE
			NO.	YDS.	AVG.	LG	TD	NO.	YDS.	AVG.	LG	TD		
01/15	at Bills	S	0	0	0.0	0	0	0	0	0.0	0	0	L	17-47
2021 TOTALS	1-1		0	0	0.0	0	0	0	0	0.0	0	0	0-1	

JONNU SMITH'S 2020 GXG POSTSEASON STATISTICS (TITANS)

DATE	OPPONENT	P/S	RECEIVING					RUSHING					W/L	SCORE
			NO.	YDS.	AVG.	LG	TD	NO.	YDS.	AVG.	LG	TD		
01/10	Ravens	S	2	9	4.5	5	0	0	0	0.0	0	0	L	13-20
2020 TOTALS	1-1		2	9	4.5	5	0	0	0	0.0	0	0	0-1	



ΤΥ ΑΘΛΑΖ ΜΙΤ ΟΥΕ

- » Appeared in all 17 games (six starts), helping the Falcons record the second-most rushing yards in a season in franchise history.

- » After four seasons with the Cowboys, Smith signed with the Oakland Raiders on March 15, 2018.
- » Played in all 16 games and made three starts for the Raiders in 2018.

ΟΥΕ ΟΟΟ

- » Has seen action in 129 games (34 starts) with 52 special teams tackles (32 solo). Has 22 carries for 53 yards (2.4 avg.) and 35 receptions for 205 yards (5.9 avg.).
- » Played in 17 games (eight starts), recording nine receptions for 56 yards, nine rushes for 31 yards (3.4 avg.) and five total special teams tackles in the 2021 season.
- » Recorded a career-high 11 receptions for 59 yards (5.4 avg.) and had four carries for seven yards in 16 games with eight starts in 2020.
- » Appeared in all 16 games in 2019 and led the team with eight special teams tackles and two special teams forced fumbles.
- » Signed with the Dallas Cowboys as an undrafted free agent on May 11, 2014, and spent time on both the practice squad and active roster during the 2014 - 2015 seasons.
- » During the 2016 season, he contributed to rookie running back Ezekiel Elliott winning the NFL rushing title, while finishing his first season as a fullback with two carries for five yards and three receptions for 20 receiving yards.

ΟΔΔΔΟΟ

- » Four-year starter at linebacker.
- » Appeared in 49 games with 45 starts.
- » Four-time All-Conference linebacker; Western Athletic Conference (WAC) Freshman of the Year; 2010 Academic All-WEC honoree; 2011 San Jose State University Scholar-Athlete.
- » Finished his career ninth in NCAA Division I Football Bowl Subdivision (FBS) history and second on the San Jose State list with 476 tackles.
- » First Spartan in five years with back-to-back seasons (2010 and 2011) with 100 or more tackles; 23 games with 10 or more tackles; set the San Jose State career record for forced fumbles (8).
- » Played in the 2014 Medal of Honor All-Star Game in Charleston, SC.

ΑΟΟΑΑΑ

- » Communication Studies Major at San Jose State.
- » Attended Charter Oak High School in Covina, California.

IN THE COMMUNITY

ΟΟΟΟΝΕΪ ΟΝ

- » Hosted "A December to Remember" with participants from Positive Impact International and Gwinnett County Safe Place.
- » Participated in Hometown Huddle where the entire team volunteered and cleaned Anderson Park in Atlanta.
- » Attended Fishing with the Falcons Boat Day, where players spend time fishing with military veterans.
- » Participated in a park clean-up for 404 Day.

TRANSACTIONS

- » Signed with the Dallas Cowboys as an undrafted free agent on May 11, 2014.
- » Entered the 2018 offseason as a restricted free agent.
- » Signed with the Oakland Raiders on March 15, 2018; released on August 31, 2019.
- » Signed with the Atlanta Falcons on September 2, 2019.
- » Re-signed by Atlanta on March 14, 2020.
- » Re-signed by the Falcons on March 15, 2023.

REGULAR SEASON COMPARISON: RECEIVING/RUSHING - CAROLINA PANTHERS

DATE	OPP	W/L	GP/GS	RUSHING						RECEIVING						
				NO.	YDS.	AVG.	LG	TD	NO.	YDS.	AVG.	LG	TD	TGTS	YAC	
11/17/19	ATL @ CAR	W	S	1	3	3.0	3	0	0	0	0	0	0	0	0	0
10/11/20	ATL vs. CAR	L	P	1	1	1.0	1	0	0	0	0	0	0	0	0	0
10/29/20	ATL @ CAR	W	P	0	0	0	0	0	0	0	0	0	0	0	1	0
TOTALS			2/1 3/1	2	4	2.0	3	0	0	0	0	0	0	0	1	0

KEITH SMITH'S NFL REGULAR SEASON RUSHING/RECEIVING STATISTICS

DATE	TEAM	GP	GS	RUSHING						RECEIVING					
				NO.	YDS.	AVG.	LG	TD	NO.	YDS.	AVG.	LG	TD		
2022	Falcons	17	6	1	2	2.0	2	0	1	8	8.0	8	0		
2021	Falcons	17	8	9	31	3.4	8	0	9	56	6.2	11	0		
2020	Falcons	16	8	4	7	1.8	3	0	11	59	5.4	13	0		
2019	Falcons	16	5	5	8	1.6	3	0	1	13	13.0	13	0		
2018	Raiders	16	3	1	0	0.0	0	0	5	23	4.6	8	0		
2017	Cowboys	16	3	0	0	0.0	0	0	5	26	5.2	12	0		
2016	Cowboys	16	1	2	5	2.5	3	0	3	20	6.7	14	0		
2015	Cowboys	5	0	0	0	0.0	0	0	0	0	0.0	0	0		
2014	Cowboys	10	0	0	0	0.0	0	0	0	0	0.0	0	0		
NFL TOTALS		129	34	22	53	2.4	8	0	35	205	5.9	14	0		

KEITH SMITH'S NFL POSTSEASON RUSHING/RECEIVING STATISTICS

DATE	TEAM	GP	GS	RUSHING						RECEIVING					
				NO.	YDS.	AVG.	LG	TD	NO.	YDS.	AVG.	LG	TD		
2016	Cowboys	1	0	0	0	0.0	0	0	0	0	0.0	0	0		
2014	Cowboys	0	0	0	0	0.0	0	0	0	0	0.0	0	0		
NFL TOTALS		1	0	0	0	0.0	0	0	0	0	0.0	0	0		

KEITH SMITH'S NFL REGULAR SEASON RETURN STATISTICS

DATE	TEAM	RET.	KICKOFF RETURNS						PUNT RETURNS					
			YDS.	AVG.	LG	TD	NO.	FC	YDS.	AVG.	LG	TD		
2022	Falcons	3	37	12.3	16	0	0	0	0	0	0.0	0	0	
2021	Falcons	2	26	13.0	16	0	0	0	0	0	0.0	0	0	
2020	Falcons	0	0	0.0	0	0	0	0	0	0	0.0	0	0	
2019	Falcons	0	0	0.0	0	0	0	0	0	0	0.0	0	0	
2018	Raiders	0	0	0.0	0	0	0	0	0	0	0.0	0	0	
2017	Cowboys	0	0	0.0	0	0	0	0	0	0	0.0	0	0	
2016	Cowboys	0	0	0.0	0	0	0	0	0	0	0.0	0	0	
2015	Cowboys	0	0	0.0	0	0	0	0	0	0	0.0	0	0	
2014	Cowboys	0	0	0.0	0	0	0	0	0	0	0.0	0	0	
NFL TOTALS		5	63	12.6	16	0	0	0	0	0	0.0	0	0	

KEITH SMITH'S NFL POSTSEASON RETURN STATISTICS

DATE	TEAM	RET.	KICKOFF RETURNS						PUNT RETURNS					
			YDS.	AVG.	LG	TD	NO.	FC	YDS.	AVG.	LG	TD		
2016	Cowboys	0	0	0.0	0	0	0	0	0	0	0.0	0	0	
2014	Cowboys	0	0	0.0	0	0	0	0	0	0	0.0	0	0	
NFL TOTALS		0	0	0.0	0	0	0	0	0	0	0.0	0	0	

KEITH SMITH'S SINGLE-GAME HIGHS: RUSHING/RECEIVING

Rush Attempts 3 vs. New England Patriots, Nov 18, 2021
 2 at Tampa Bay Buccaneers, Sep 19, 2021
 2 vs. Philadelphia Eagles, Sep 12, 2021
 ...1 more at 2.

Rushing Yards 13 vs. Philadelphia Eagles, Sep 12, 2021
 8 vs. New England Patriots, Nov 18, 2021
 5 at Dallas Cowboys, Nov 14, 2021

Longest Runs 8 vs. Philadelphia Eagles, Sep 12, 2021
 5 vs. New England Patriots, Nov 18, 2021
 5 at Dallas Cowboys, Nov 14, 2021
 ...1 more at 5.

Receptions 3 vs. Philadelphia Eagles, Sep 12, 2021
 3 vs. Tampa Bay Buccaneers, Dec 20, 2020
 2 at Jacksonville Jaguars, Nov 28, 2021
 ...3 more at 2.

Receiving Yards 32 vs. Tampa Bay Buccaneers, Dec 20, 2020
 18 vs. Philadelphia Eagles, Sep 12, 2021
 16 at Jacksonville Jaguars, Nov 28, 2021

Receiving Average 10.7 vs. Tampa Bay Buccaneers, Dec 20, 2020
 6.0 vs. Philadelphia Eagles, Sep 12, 2021

Longest Receptions 14 at San Francisco 49ers, Oct 02, 2016
 13 vs. Tampa Bay Buccaneers, Dec 20, 2020
 13 vs. Jacksonville Jaguars, Dec 22, 2019

All-Purpose Yards 32 vs. Tampa Bay Buccaneers, Dec 20, 2020
 31 vs. Philadelphia Eagles, Sep 12, 2021
 19 vs. New England Patriots, Nov 18, 2021

Kickoff Returns 1 vs. New York Jets, Oct 10, 2021
 1 at New York Giants, Sep 26, 2021

Kickoff Return Yards 16 at Baltimore Ravens, Dec 24, 2022
 16 vs. New York Jets, Oct 10, 2021
 11 at Carolina Panthers, Nov 10, 2022

Longest Kickoff Return 16 at Baltimore Ravens, Dec 24, 2022
 16 vs. New York Jets, Oct 10, 2021
 11 at Carolina Panthers, Nov 10, 2022

Special Teams Tackles 3 vs. Carolina Panthers, Oct 11, 2020
 3 at Carolina Panthers, Nov 17, 2019
 2 vs. Denver Broncos, Dec 24, 2018
 ...4 more at 2.

Miscellaneous Tackles 1 at Tampa Bay Buccaneers, Sep 19, 2021

KEITH SMITH'S 2022 GXG REGULAR-SEASON STATISTICS (FALCONS)

DATE	OPPONENT	P/S	RUSHING					RECEIVING					W/L	SCORE
			NO.	YDS.	AVG.	LG	TD	NO.	YDS.	AVG.	LG	TD		
09/11	Saints	P	0	0	0.0	0	0	0	0	0.0	0	0	L	26-27
09/18	at Rams	P	0	0	0.0	0	0	0	0	0.0	0	0	L	27-31
09/25	at Seahawks	S	0	0	0.0	0	0	0	0	0.0	0	0	W	27-23
10/02	Browns	S	0	0	0.0	0	0	0	0	0.0	0	0	W	23-20
10/09	at Buccaneers	P	0	0	0.0	0	0	0	0	0.0	0	0	L	15-21
10/16	49ers	P	1	2	2.0	2	0	1	8	8.0	8	0	W	28-14
10/23	at Bengals	P	0	0	0.0	0	0	0	0	0.0	0	0	L	17-35
10/30	Panthers	P	0	0	0.0	0	0	0	0	0.0	0	0	W	37-34+
11/06	Chargers	P	0	0	0.0	0	0	0	0	0.0	0	0	L	17-20
11/10	at Panthers	S	0	0	0.0	0	0	0	0	0.0	0	0	L	15-25
11/20	Bears	P	0	0	0.0	0	0	0	0	0.0	0	0	W	27-24
11/27	at Commanders	P	0	0	0.0	0	0	0	0	0.0	0	0	L	13-19
12/04	Steelers	S	0	0	0.0	0	0	0	0	0.0	0	0	L	16-19
12/18	at Saints	P	0	0	0.0	0	0	0	0	0.0	0	0	L	18-21
12/24	at Ravens	P	0	0	0.0	0	0	0	0	0.0	0	0	L	9-17
01/01	Cardinals	S	0	0	0.0	0	0	0	0	0.0	0	0	W	20-19
01/08	Buccaneers	S	0	0	0.0	0	0	0	0	0.0	0	0	W	30-17
2022 TOTALS		17-6	1	2	2.0	2	0	1	8	8.0	8	0	7-10	

+ - Overtime

KEITH SMITH'S 2021 GXG REGULAR-SEASON STATISTICS (FALCONS)

DATE	OPPONENT	P/S	RUSHING						RECEIVING						W/L	SCORE
			NO.	YDS.	AVG.	LG	TD	NO.	YDS.	AVG.	LG	TD				
09/12	Eagles	P	2	13	6.5	8	0	3	18	6.0	9	0	L	6-32		
09/19	at Buccaneers	S	2	3	1.5	3	0	0	0	0.0	0	0	L	25-48		
09/26	at Giants	S	0	0	0.0	0	0	0	0	0.0	0	0	W	17-14		
10/03	Football Team	P	1	2	2.0	2	0	0	0	0.0	0	0	L	30-34		
10/10	Jets	P	0	0	0.0	0	0	0	0	0.0	0	0	W	27-20		
10/24	at Dolphins	S	0	0	0.0	0	0	1	6	6.0	6	0	W	30-28		
10/31	Panthers	P	0	0	0.0	0	0	0	0	0.0	0	0	L	13-19		
11/07	at Saints	P	0	0	0.0	0	0	0	0	0.0	0	0	W	27-25		
11/14	at Cowboys	P	1	5	5.0	5	0	0	0	0.0	0	0	L	3-43		
11/18	Patriots	S	3	8	2.7	5	0	1	11	11.0	11	0	L	0-25		
11/28	at Jaguars	S	0	0	0.0	0	0	2	16	8.0	10	0	W	21-14		
12/05	Buccaneers	S	0	0	0.0	0	0	1	2	2.0	2	0	L	17-30		
12/12	at Panthers	P	0	0	0.0	0	0	0	0	0.0	0	0	W	29-21		
12/19	at 49ers	P	0	0	0.0	0	0	0	0	0.0	0	0	L	13-31		
12/26	Lions	S	0	0	0.0	0	0	0	0	0.0	0	0	W	20-16		
01/02	at Bills	S	0	0	0.0	0	0	0	0	0.0	0	0	L	15-29		
01/09	Saints	P	0	0	0.0	0	0	1	3	3.0	3	0	L	20-30		
2021 TOTALS		17-8	9	31	3.4	8	0	9	56	6.2	11	0	7-10			

KEITH SMITH'S 2020 GXG REGULAR-SEASON STATISTICS (FALCONS)

DATE	OPPONENT	P/S	RUSHING						RECEIVING						W/L	SCORE
			NO.	YDS.	AVG.	LG	TD	NO.	YDS.	AVG.	LG	TD				
09/13	Seahawks	S	0	0	0.0	0	0	0	0	0.0	0	0	L	25-38		
09/20	at Cowboys	S	1	2	2.0	2	0	1	1	1.0	1	0	L	39-40		
09/27	Bears	S	0	0	0.0	0	0	1	3	3.0	3	0	L	26-30		
10/05	at Packers	S	0	0	0.0	0	0	1	4	4.0	4	0	L	16-30		
10/11	Panthers	P	1	1	1.0	1	0	0	0	0.0	0	0	L	16-23		
10/18	at Vikings	P	0	0	0.0	0	0	1	3	3.0	3	0	W	40-23		
10/25	Lions	P	0	0	0.0	0	0	0	0	0.0	0	0	L	22-23		
10/29	at Panthers	P	0	0	0.0	0	0	0	0	0.0	0	0	W	25-17		
11/08	Broncos	P	1	1	1.0	1	0	0	0	0.0	0	0	W	34-27		
11/22	at Saints	P	0	0	0.0	0	0	1	4	4.0	4	0	L	9-24		
11/29	Raiders	S	0	0	0.0	0	0	0	0	0.0	0	0	W	43-6		
12/06	Saints	P	0	0	0.0	0	0	0	0	0.0	0	0	L	16-21		
12/13	at Chargers	P	1	3	3.0	3	0	1	-2	-2.0	-2	0	L	17-20		
12/20	Buccaneers	S	0	0	0.0	0	0	3	32	10.7	13	0	L	27-31		
12/27	at Chiefs	S	0	0	0.0	0	0	2	14	7.0	7	0	L	14-17		
01/03	at Buccaneers	S	0	0	0.0	0	0	0	0	0.0	0	0	L	27-44		
2020 TOTALS		16-8	4	7	1.8	3	0	11	59	5.4	13	0	4-12			



📄 📄 📄

Saw action as a reserve in five games and registered six special teams tackles. Spent three contests on the Titans' practice squad. Tied for the team lead in special teams tackles three times in 2022 (vs. CIN, at LAC, vs. DAL).

Played in 15 games during the 2021 season and finished third on the team with a career-high 10 tackles on special teams for the Bills.

Played in 12 games for the Bills in 2020, where he recorded seven total tackles and one tackle for loss. Also forced a fumble and totaled two tackles on special teams.

Saw action in all 16 games for Carolina in 2019, totaling one total tackle on defense and four on special teams.

Played in three games in 2018, tallying one tackle on defense. He also notched two tackles on special teams.

- » As a junior in 2017, Smith recorded 21 total tackles (10 solo), two passes defended, one interception and 0.5 sack before suffering a season-ending knee injury.
 - » Played in all 13 games (12 starts) as a sophomore in 2016 and ranked second on the team with 113 total tackles (56 solo), six tackles for loss, three passes defended, one forced fumble and one sack. He ranked seventh in the ACC with 8.7 tackles per game.
- Named ACC Linebacker of the Week in a win at Illinois in 2016.
- » In 2015, he appeared in all 14 games and recorded 53 total tackles (24 solo), two tackles for loss, two passes defended, one forced fumble, one interception and one sack.

📄 📄 📄 📄

- 📄 📄 📄 📄**
- » Appeared in 29 games over three seasons (2015-2017) at the University North Carolina at Chapel Hill.
 - » Recorded 187 total tackles (90 solo), 8.5 tackles for loss, seven passes defended, two sacks, two interceptions and two forced fumbles for the Tar Heels.

- » Attended Trinity Christian Academy in Jacksonville, Fla.
- Finished his senior season with 65 tackles and 5.5 tackles for loss.
- Named to the Jacksonville Times-Union Super 75 and ranked the number four inside linebacker in Florida by the Times-Union.
- Helped lead Trinity to its second 3-A state championship.
- » Son of Charlene and Andre Smith.

TRANSACTIONS

- » Originally selected by the Carolina Panthers in the seventh round (234th overall) of the 2018 NFL Draft.
- » Traded to the Buffalo Bills on Aug. 31, 2020.
- » Released by the Buffalo Bills on Sept. 5, 2020.
- » Signed to the Buffalo Bills practice squad on Sept. 6, 2020.
- » Signed by the Buffalo Bills on Sept. 19, 2020.
- » Released by the Buffalo Bills on Oct. 17, 2022.
- » Signed to the Tennessee Titan practice squad on Nov. 15, 2022.
- » Signed to the Tennessee Titans active roster on Nov. 26, 2022.
- » Signed by the Atlanta Falcons on May 15, 2023.

ANDRE SMITH JR.'S NFL REGULAR SEASON DEFENSIVE STATISTICS

DATE	TEAM	GP	TACKLES										INTERCEPTIONS							FUMBLES					ST				MISC	
			GS	TK	S	A	TFL	YDS	SK	YDS	QBH	NO	YDS	LG	TD	PD	FF	FR	TD	YDS	TK	S	A	FF	FR	S	A			
2022	Bills	0	0	0	0	0	0	0	0	0	0	0	0	0	0	0	0	0	0	0	0	0	0	0	0	0	0			
Went from Tennessee to Buffalo .																														
2022	Titans	1	0	0	0	0	0	0	0	0	0	0	0	0	0	0	0	0	0	6	4	2	0	0	0	0	0			
2022	TOTAL	1	0	0	0	0	0	0	0	0	0	0	0	0	0	0	0	0	6	4	2	0	0	0	0	0				
2021	Bills	15	0	0	0	0	0	0	0	0	0	0	0	0	0	0	0	0	0	10	4	6	0	1	0	0	0			
2020	Bills	12	0	7	6	1	1	1	0	0	0	0	0	0	1	0	0	0	0	2	2	0	0	0	0	0	0			
2019	Panthers	16	0	1	1	0	0	0	0	0	0	0	0	0	0	0	0	0	0	4	4	0	0	0	0	0	0			
2018	Panthers	3	0	1	0	1	0	0	0	0	0	0	0	0	0	0	0	0	0	2	1	1	0	0	0	0	0			
NFL TOTALS		47	0	9	7	2	1	1	0	0	0	0	0	0	1	0	0	0	24	15	9	0	1	0	0	0				

ANDRE SMITH JR.'S NFL POSTSEASON DEFENSIVE STATISTICS

DATE	TEAM	GP	TACKLES										INTERCEPTIONS							FUMBLES					ST				MISC	
			GS	TK	S	A	TFL	YDS	SK	YDS	QBH	NO	YDS	LG	TD	PD	FF	FR	TD	YDS	TK	S	A	FF	FR	S	A			
2021	Bills	2	0	0	0	0	0	0	0	0	0	0	0	0	0	0	0	0	0	1	0	1	0	0	0	0	0			
2020	Bills	3	0	0	0	0	0	0	0	0	0	0	0	0	0	0	0	0	0	1	1	0	0	0	0	0	0			
NFL TOTALS		5	0	0	0	0	0	0	0	0	0	0	0	0	0	0	0	0	2	1	1	0	0	0	0	0				

ANDRE SMITH JR.'S SINGLE-GAME HIGHS: DEFENSIVE

- | | | |
|--|--|--|
| <p>Total Tackles 5 vs. Miami Dolphins, Jan 03, 2021
2 vs. New England Patriots, Nov 01, 2020
1 vs. New Orleans Saints, Dec 29, 2019
...1 more at 1.</p> <p>Solo Tackles 4 vs. Miami Dolphins, Jan 03, 2021
2 vs. New England Patriots, Nov 01, 2020
1 vs. New Orleans Saints, Dec 29, 2019</p> <p>Forced Fumbles 1 vs. Miami Dolphins, Jan 03, 2021</p> | <p>Tackles For Loss</p> <p>Special Teams Tackles</p> <p>Special Teams Fumble Recoveries</p> | <p>1 vs. Miami Dolphins, Jan 03, 2021
2 at New Orleans Saints, Nov 25, 2021
2 vs. Houston Texans, Oct 03, 2021
1 vs. New York Jets, Jan 09, 2022
...13 more at 1.</p> <p>1 at Kansas City Chiefs, Oct 10, 2021</p> |
|--|--|--|

ANDRE SMITH JR.'S SINGLE-GAME HIGHS - POSTSEASON: DEFENSIVE

- Special Teams Tackles** 1 at Kansas City Chiefs, Jan 23, 2022
1 at Kansas City Chiefs, Jan 24, 2021

ANDRE SMITH JR.'S 2022 GXG REGULAR-SEASON STATISTICS (BILLS/TITANS)

DATE	OPPONENT	P/S	TACKLES										INTERCEPTIONS							FUMBLES					ST				MISC	
			T	K	S	A	SK	YD	TF	YD	QB	N	YD	L	T	P	F	F	YD	T	F	F	T	F	F	S	A	W/L	SCORE	
09/08	at Rams		RESERVE/LEAGUE SUSP.																										W	31-10
09/19	Titans		RESERVE/LEAGUE SUSP.																										W	41-7
09/25	at Dolphins		RESERVE/LEAGUE SUSP.																										L	19-21
10/02	at Ravens		RESERVE/LEAGUE SUSP.																										W	23-20
10/09	Steelers		RESERVE/LEAGUE SUSP.																										W	38-3
10/16	at Chiefs		RESERVE/LEAGUE SUSP.																										W	24-20
Went from Bills to Titans .																														
12/29	Cowboys	P	0	0	0	0	0	0	0	0	0	0	0	0	0	0	0	0	0	0	0	0	0	0	0	0	0	L	13-27	
2022 TOTALS		1-0	0	0	0	0	0	0	0	0	0	0	0	0	0	0	0	0	0	0	0	0	0	0	0	0	0	5-2		

ANDRE SMITH JR.'S 2021 GXG REGULAR-SEASON STATISTICS (BILLS)

DATE	OPPONENT	P/S	TACKLES							INTERCEPTIONS					FUMBLES			ST		MISC		SCORE									
			TK	S	A	SK	YDS	TFL	YDS	QB	H	NO	YDS	LG	TD	PD	FF	FR	TD	YDS	TK		S	A	FF	FR	S	A	W/L		
09/12	Steelers		ON INACTIVE LIST																									L	16-23		
09/19	at Dolphins		ON INACTIVE LIST																									W	35-0		
09/26	Football Team	P	0	0	0	0	0	0	0	0	0	0	0	0	0	0	0	0	0	0	0	0	0	0	0	0	0	0	0	W	43-21
10/03	Texans	P	0	0	0	0	0	0	0	0	0	0	0	0	0	0	0	0	0	0	0	0	0	0	0	0	0	0	0	W	40-0
10/10	at Chiefs	P	0	0	0	0	0	0	0	0	0	0	0	0	0	0	0	0	0	0	0	0	0	0	0	0	0	0	0	W	38-20
10/18	at Titans	P	0	0	0	0	0	0	0	0	0	0	0	0	0	0	0	0	0	0	0	0	0	0	0	0	0	0	0	L	31-34
10/31	Dolphins	P	0	0	0	0	0	0	0	0	0	0	0	0	0	0	0	0	0	0	0	0	0	0	0	0	0	0	0	W	26-11
11/07	at Jaguars	P	0	0	0	0	0	0	0	0	0	0	0	0	0	0	0	0	0	0	0	0	0	0	0	0	0	0	0	L	6-9
11/14	at Jets	P	0	0	0	0	0	0	0	0	0	0	0	0	0	0	0	0	0	0	0	0	0	0	0	0	0	0	0	W	45-17
11/21	Colts	P	0	0	0	0	0	0	0	0	0	0	0	0	0	0	0	0	0	0	0	0	0	0	0	0	0	0	0	L	15-41
11/25	at Saints	P	0	0	0	0	0	0	0	0	0	0	0	0	0	0	0	0	0	0	0	0	0	0	0	0	0	0	0	W	31-6
12/06	Patriots	P	0	0	0	0	0	0	0	0	0	0	0	0	0	0	0	0	0	0	0	0	0	0	0	0	0	0	0	L	10-14
12/12	at Buccaneers	P	0	0	0	0	0	0	0	0	0	0	0	0	0	0	0	0	0	0	0	0	0	0	0	0	0	0	0	L	27-33+
12/19	Panthers	P	0	0	0	0	0	0	0	0	0	0	0	0	0	0	0	0	0	0	0	0	0	0	0	0	0	0	0	W	31-14
12/26	at Patriots	P	0	0	0	0	0	0	0	0	0	0	0	0	0	0	0	0	0	0	0	0	0	0	0	0	0	0	0	W	33-21
01/02	Falcons	P	0	0	0	0	0	0	0	0	0	0	0	0	0	0	0	0	0	0	0	0	0	0	0	0	0	0	0	W	29-15
01/09	Jets	P	0	0	0	0	0	0	0	0	0	0	0	0	0	0	0	0	0	0	0	0	0	0	0	0	0	0	0	W	27-10
2021 TOTALS		15-0	0	0	0	0	0	0	0	0	0	0	0	0	0	0	0	0	0	0	0	0	0	0	0	0	0	0	11-6		

+ - Overtime

ANDRE SMITH JR.'S 2020 GXG REGULAR-SEASON STATISTICS (BILLS)

DATE	OPPONENT	P/S	TACKLES							INTERCEPTIONS					FUMBLES			ST		MISC		SCORE									
			T	S	A	SK	YD	TFL	YD	QB	H	N	YD	L	T	P	F	F	YD	T	F		F	S	A	W/L					
09/13	Jets		PRACTICE SQUAD																									W	27-17		
09/27	Rams		DID NOT PLAY																									W	35-32		
10/04	at Raiders		DID NOT PLAY																									W	30-23		
10/13	at Titans	P	0	0	0	0	0	0	0	0	0	0	0	0	0	0	0	0	0	0	0	0	0	0	0	0	0	0	0	L	16-42
10/19	Chiefs		DID NOT PLAY																									L	17-26		
10/25	at Jets	P	0	0	0	0	0	0	0	0	0	0	0	0	0	0	0	0	0	0	0	0	0	0	0	0	0	0	0	W	18-10
11/01	Patriots	P	2	2	0	0	0	0	0	0	0	0	0	0	0	0	0	0	0	0	0	0	0	0	0	0	0	0	0	W	24-21
11/08	Seahawks	P	0	0	0	0	0	0	0	0	0	0	0	0	0	0	0	0	0	0	0	0	0	0	0	0	0	0	0	W	44-34
11/15	at Cardinals	P	0	0	0	0	0	0	0	0	0	0	0	0	0	0	0	0	0	0	0	0	0	0	0	0	0	0	0	L	30-32
11/29	Chargers	P	0	0	0	0	0	0	0	0	0	0	0	0	0	0	0	0	0	0	0	0	0	0	0	0	0	0	0	W	27-17
12/07	at 49ers	P	0	0	0	0	0	0	0	0	0	0	0	0	0	0	0	0	0	0	0	0	0	0	0	0	0	0	0	W	34-24
12/13	Steelers	P	0	0	0	0	0	0	0	0	0	0	0	0	0	0	0	0	0	0	0	0	0	0	0	0	0	0	0	W	26-15
12/19	at Broncos	P	0	0	0	0	0	0	0	0	0	0	0	0	0	0	0	0	0	0	0	0	0	0	0	0	0	0	0	W	48-19
12/28	at Patriots	P	0	0	0	0	0	0	0	0	0	0	0	0	0	0	0	0	0	0	0	0	0	0	0	0	0	0	0	W	38-9
01/03	Dolphins	P	5	4	1	0	0	0	0	0	0	0	0	0	0	0	0	0	0	0	0	0	0	0	0	0	0	0	0	W	56-26
2020 TOTALS		11-0	7	6	1	0	0	0	0	0	0	0	0	0	0	0	0	0	0	0	0	0	0	0	0	0	0	0	12-3		

ANDRE SMITH JR.'S 2021 GXG POSTSEASON STATISTICS (BILLS)

		TACKLES				INTERCEPTIONS					FUMBLES				ST			MIS C													
DATE	OPPONENT	P/S	T	K	S	ASK	YD	TF	YD	QB	N	YD	L	T	P	F	F	T	YD	T	F	F	T	F	F	S	A	W/L	SCORE		
			K	S	ASK	S	L	S	H	O	S	G	D	D	D	F	R	D	S	K	SAF	R	S	A	R	S	A				
01/15	Patriots	P	0	0	0	0	0.0	0	0	0	0	0	0	0	0	0	0	0	0	0	0	0	0	0	0	0	0	0	0	W	47-17
01/23	at Chiefs	P	0	0	0	0	0.0	0	0	0	0	0	0	0	0	0	0	0	0	1	0	1	0	0	0	0	0	0	L	36-42+	
2021 TOTALS		2-0	0	0	0	0	0.0	0	0	0	0	0	0	0	0	0	0	0	0	1	0	1	0	0	0	0	0	0	1-1		

+ - Overtime

ANDRE SMITH JR.'S 2020 GXG POSTSEASON STATISTICS (BILLS)

		TACKLES				INTERCEPTIONS					FUMBLES				ST			MIS C												
DATE	OPPONENT	P/S	T	K	S	ASK	YD	TF	YD	QB	N	YD	L	T	P	F	F	T	YD	T	F	F	T	F	F	S	A	W/L	SCORE	
			K	S	ASK	S	L	S	H	O	S	G	D	D	D	F	R	D	S	K	SAF	R	S	A	R	S	A			
01/09	Colts	P	0	0	0	0	0.0	0	0	0	0	0	0	0	0	0	0	0	0	0	0	0	0	0	0	0	0	0	W	27-24
01/16	Ravens	P	0	0	0	0	0.0	0	0	0	0	0	0	0	0	0	0	0	0	0	0	0	0	0	0	0	0	0	W	17-3
01/24	at Chiefs	P	0	0	0	0	0.0	0	0	0	0	0	0	0	0	0	0	0	0	1	1	0	0	0	0	0	0	L	24-38	
2020 TOTALS		3-0	0	0	0	0	0.0	0	0	0	0	0	0	0	0	0	0	0	0	1	1	0	0	0	0	0	0	2-1		



ΤΥ ΑΘΛΑΤΙΚΗ ΚΑΡΙΕΡΑ

- » Started 14 games, recording 47 total tackles (36 solo), a team-high nine passes defended and one fumble recovery.
- » Notched his first-career fumble recovery against San Francisco in Week 6.

ΟΥΣΙΑΣΤΙΚΑ

- » Has started 44 games tallying 32 passes defended, four interceptions, 202 total tackles (149 solo), seven tackles for loss, four forced fumbles, one fumble recovery, 1.0 sack and two quarterback hits.
- » Started 16 games, recording 16 passes defended, three interceptions, 81 total tackles (52 solo), one forced fumble, three tackles for loss, 1.0 sacks and one quarterback hit in 2021.
- » Recorded 75 total tackles (62 solo), three tackles for loss, one interception, seven passes defended and three forced fumbles in 14 games as a rookie in 2020.
- » Became the first rookie cornerback to record an interception and three forced fumbles in franchise history.

ΤΑ ΑΘΛΗΤΙΚΑ

- » Second-team AP All-Pro (2021)

Ο ΑΘΛΗΤΙΚΟΣ

- » Played three seasons (2017-19) at Clemson in Clemson, SC.
- » In 44 games (30 starts) at Clemson, he posted 107 total tackles (73 solo), 29 passes defended, six interceptions (returned for a total of 160 yards including a 44-yard touchdown), 3.5 tackles for loss and two forced fumbles.
- » As a junior in 2019, he earned First-Team All-ACC

honors after registering 39 total tackles (24 solo), seven passes defended, two interceptions and 0.5 sack in 15 starts.

- » In 2018, he earned Third-Team All-ACC honors after recording career highs in tackles (54), interceptions (three), forced fumbles (two) and tackles for loss (two).
- » He scored the first defensive touchdown in College Football Playoff history with a 44-yard interception return for a touchdown vs. No. 1 Alabama, en route to Clemson's second CFP National Championship in three seasons (2016).
- » Selected to Rivals All-Bowl Team for his performance in the CFP.
- » As a true freshman in 2017, he tallied 15 total tackles (nine solo), one interception and one tackle for loss.

ΒΙΟΓΡΑΦΙΑ

- » Born in Atlanta, Ga.
- » Attended Westlake High School in Atlanta, Georgia.
- » Selected to play in the Under Armour All-American game in Orlando, Fla. in 2017.
- » Played in the secondary in addition to wide receiver and quarterback as a senior.
- » Named Georgia 7A Player of the Year by the Coaches Association.
- » Named First-Team All-State by the Atlanta Journal-Constitution in 2016.
- » Created the "A.J. Terrell Relays" in 2021, an annual track meet at West Lake High School where more than 1,000 high school student-athletes compete.
- » Full name is Aundell Terrell Jr. and named his son Aundell Terrell III.
- » His younger brother, Avieon, plays defensive back at Clemson.
- » Son of Aliya and Aundell Terrell Sr.
- » Studied Sociology at Clemson.

IN THE COMMUNITY

ΟΣΤΙΝΟΙ ΚΑΙ

- » Participated in Hometown Huddle where the entire team volunteered and cleaned Anderson Park in Atlanta.
- » Attended the Dirty Birds Nest Captains Summit.
- » Participated in a park clean-up for 404 Day.

TRANSACTIONS

A.J. TERRELL'S 2021 GXG REGULAR-SEASON STATISTICS (FALCONS)

			TACKLES							INTERCEPTIONS					FUMBLES				ST			MIS						
DATE	OPPONENT	P/S	T	K	S	A	SK	YD	TF	YD	QB	N	YD	L	T	P	F	F	T	YD	T	F	F	S	A	W/L	SCORE	
											H	O	S	G	D	D	F	R	D	S	K	SAF	R	S	A			
09/12	Eagles	S	7	6	1	0	0.0	1	3	0	0	0	0	0	0	0	0	0	0	0	0	0	0	0	0	L	6-32	
09/19	at Buccaneers	S	2	0	2	0	0.0	0	0	0	0	0	0	0	0	2	0	0	0	0	0	0	0	0	0	L	25-48	
09/26	at Giants		ON INACTIVE LIST																								W	17-14
10/03	Football Team	S	2	1	1	0	0.0	0	0	0	0	0	0	0	0	0	0	0	0	0	0	0	0	0	0	L	30-34	
10/10	Jets	S	4	4	0	0	0.0	0	0	0	0	0	0	0	0	0	1	0	0	0	0	0	0	0	0	W	27-20	
10/24	at Dolphins	S	6	2	4	0	0.0	0	0	0	0	0	0	0	0	1	0	0	0	0	0	0	0	0	0	W	30-28	
10/31	Panthers	S	3	3	0	0	0.0	1	2	0	0	0	0	0	0	0	0	0	0	0	0	0	0	0	0	L	13-19	
11/07	at Saints	S	5	4	1	0	0.0	0	0	0	0	0	0	0	0	3	0	0	0	0	0	0	0	0	0	W	27-25	
11/14	at Cowboys	S	7	4	3	0	0.0	0	0	0	0	0	0	0	0	0	0	0	0	0	0	0	0	0	0	L	3-43	
11/18	Patriots	S	9	4	5	0	0.0	0	0	0	0	1	35	35	0	1	0	0	0	0	0	0	0	0	0	L	0-25	
11/28	at Jaguars	S	6	5	1	0	0.0	0	0	0	0	0	0	0	0	1	0	0	0	0	0	0	0	0	0	W	21-14	
12/05	Buccaneers	S	3	2	1	0	0.0	0	0	0	0	0	0	0	0	1	0	0	0	0	0	0	0	0	0	L	17-30	
12/12	at Panthers	S	4	1	3	0	0.0	0	0	0	0	1	0	0	0	3	0	0	0	0	0	0	0	0	0	W	29-21	
12/19	at 49ers	S	4	3	1	0	0.0	0	0	0	0	0	0	0	0	2	0	0	0	0	0	0	0	0	0	L	13-31	
12/26	Lions	S	6	3	3	0	0.0	0	0	0	0	0	0	0	0	0	0	0	0	0	0	0	0	0	0	W	20-16	
01/02	at Bills	S	7	6	11	0	2.0	1	2	1	1	7	7	0	1	0	0	0	0	0	0	0	0	0	0	L	15-29	
01/09	Saints	S	6	4	2	0	0.0	0	0	0	0	0	0	0	0	1	0	0	0	0	0	0	0	0	0	L	20-30	
2021 TOTALS		16-16	81	52	21	0	2.0	3	7	1	3	42	35	0	16	1	0	0	0	0	0	0	0	0	0	7-10		

A.J. TERRELL'S 2020 GXG REGULAR-SEASON STATISTICS (FALCONS)

DATE	OPPONENT	P/S	TACKLES						INTERCEPTIONS					FUMBLES			ST			MIS		SCORE					
			T	K	S	A	SK	YD	TF	YD	QB	N	YD	L	T	P	F	F	T	YD	T		K	F	F	S	A
09/13	Seahawks	S	6	5	1	0	0.0	0	0	0	0	0	0	0	0	0	0	0	0	0	0	0	0	0	0	L	25-38
09/20	at Cowboys	S	5	4	1	0	0.0	0	0	1	0	0	0	0	0	0	0	0	0	0	0	0	0	0	L	39-40	
09/27	Bears		RESERVE/COVID-19																							L	26-30
10/05	at Packers		RESERVE/COVID-19																							L	16-30
10/11	Panthers	S	3	3	0	0	0.0	0	0	0	0	0	0	0	0	0	0	0	0	0	0	0	0	0	L	16-23	
10/18	at Vikings	S	6	5	1	0	0.0	1	2	0	1	0	0	0	1	0	0	0	0	0	0	0	0	0	W	40-23	
10/25	Lions	S	4	1	3	0	0.0	0	0	0	0	0	0	0	0	0	0	0	0	0	0	0	0	0	L	22-23	
10/29	at Panthers	S	5	4	1	0	0.0	0	0	0	0	0	0	0	0	0	0	0	0	0	0	0	0	0	W	25-17	
11/08	Broncos	S	5	2	3	0	0.0	0	0	0	0	0	0	1	0	0	0	0	0	0	0	0	0	0	W	34-27	
11/22	at Saints	S	6	5	1	0	0.0	0	0	0	0	0	0	0	1	0	0	0	0	0	0	0	0	0	L	9-24	
11/29	Raiders	S	4	3	1	0	0.0	1	1	0	0	0	0	0	1	0	0	0	0	0	0	0	0	0	W	43-6	
12/06	Saints	S	9	8	1	0	0.0	1	1	0	0	0	0	0	1	1	0	0	0	0	0	0	0	0	L	16-21	
12/13	at Chargers	S	13	1	0	0	0.0	0	0	0	0	0	0	0	1	1	0	0	0	0	0	0	0	0	L	17-20	
12/20	Buccaneers	S	5	5	0	0	0.0	0	0	0	0	0	0	0	0	0	0	0	0	0	0	0	0	0	L	27-31	
12/27	at Chiefs	S	1	1	0	0	0.0	0	0	0	0	0	0	0	1	0	0	0	0	0	0	0	0	0	L	14-17	
01/03	at Buccaneers	S	2	2	0	0	0.0	0	0	0	0	0	0	0	1	0	0	0	0	0	0	0	0	0	L	27-44	
2020 TOTALS	14-14		74	6	1	0	0.0	3	4	1	1	0	0	0	7	3	0	0	0	0	0	0	0	0	4-12		

KEMOKO TURAY

PRACTICE SQUAD OUTSIDE LINEBACKER

52

Height: 6-5 Weight: 248 lbs

DOB: 7/11/1995 (age-28) School: Rutgers

Experience: 6 Yrs Acquired: FA/23

With Falcons: 1 Yr Pronunciation: key-MOKO, tur-ay

Hometown: Newark, N.J.

DŲC DDC

- » Has played in 41 games (three starts) tallying 34 total tackles (23 solo), 29 quarterback hits, 12.0 sacks, seven tackles for loss, two forced fumbles and one fumble recovery over five seasons in the NFL.
- » In 2022, he appeared in three games with the 49ers and made one solo tackle.
- » He played in 13 games in 2021 for the Colts and tallied nine total tackles (six solo), a career-high 5.5 sacks, eight quarterback hits, five tackles for loss and one fumble recovery.
- » Appeared in seven games in 2020 and totaled four total tackles (three solo), 1.0 sack and one tackle for loss.
- » Played in four games, tallying five total tackles (two solo), 1.5 sacks and one forced fumble in 2019.

» In his rookie season in 2018, he appeared in 14 games (three starts) and notched a career-high 15 total tackles (11 solo), 13 quarterback hits, 4.0 sacks, one tackle for loss and one forced fumble.

DŲÄÄDDO

- » Played three seasons (2014-17) at Rutgers University in New Brunswick, N.J.
- » Appeared in all 12 games (nine starts) as a redshirt junior and recorded a career-high 65 tackles, 7.0 tackles for loss, six quarterback hurries, 4.0 sacks, two fumble recoveries, one forced fumble and one pass defensed in 2017.
- » Named to Academic All-Big Ten, Academic Excellence Award, Football Writers Associated of America Freshman All-America Team and was an Honorable

KEMOKO TURAY'S SINGLE-GAME HIGHS - POSTSEASON: DEFENSIVE

Total Tackles 2 at Houston Texans, Jan 05, 2019
 1 at Buffalo Bills, Jan 09, 2021
Solo Tackles 2 at Houston Texans, Jan 05, 2019

Tackles For Loss 1 at Houston Texans, Jan 05, 2019

KEMOKO TURAY'S 2022 GXG REGULAR-SEASON STATISTICS (49ERS)

DATE	OPPONENT	P/S	TACKLES				INTERCEPTIONS					FUMBLES				ST			MIS		SCORE							
			T	K	ASK	YD	TF	YD	QB	N	YD	L	T	P	F	F	YD	T	F	F		S	A	W/L				
			S	ASK	S	L	S	H	O	S	G	D	D	F	R	D	S	K	SA	F	R	S	A					
09/11	at Bears								PRACTICE SQUAD																L	10-19		
09/18	Seahawks								PRACTICE SQUAD																W	27-7		
09/25	at Broncos								PRACTICE SQUAD																L	10-11		
10/03	Rams								PRACTICE SQUAD																W	24-9		
10/09	at Panthers	P	0	0	0	0	0	0	0	0	0	0	0	0	0	0	0	0	0	0	0	0	0	0	0	0	W	37-15
10/16	at Falcons	P	1	1	0	0	0	0	0	0	0	0	0	0	0	0	0	0	0	0	0	0	0	0	0	L	14-28	
10/23	Chiefs								ON INACTIVE LIST																L	23-44		
10/30	at Rams								ON INACTIVE LIST																W	31-14		
11/13	Chargers								ON INACTIVE LIST																W	22-16		
11/21	at Cardinals								ON INACTIVE LIST																W	38-10		
11/27	Saints								DID NOT PLAY																W	13-0		
12/04	Dolphins								DID NOT PLAY																W	33-17		
12/11	Buccaneers								PRACTICE SQUAD																W	35-7		
12/15	at Seahawks								PRACTICE SQUAD																W	21-13		
12/24	Commanders								PRACTICE SQUAD																W	37-20		
01/01	at Raiders								INACTIVE																W	37-34+		
01/08	Cardinals								PRACTICE SQUAD																W	38-13		
2022 TOTALS		2-0	1	1	0	0	0	0	0	0	0	0	0	0	0	0	0	0	0	0	0	0	0	0	0	13-4		

+ - Overtime

KEMOKO TURAY'S 2021 GXG REGULAR-SEASON STATISTICS (COLTS)

		TACKLES							INTERCEPTIONS					FUMBLES				ST		MIS							
DATE	OPPONENT	P/S	T			YD		TF	YD	QB	N	YD	L	T	P	F	F	T	YD	T	F	F	S	A	W/L	SCORE	
			K	S	AK	S	L	S	H	O		S	G	D	D		F	R	D		S	K		SAF			R
09/12	Seahawks		ON INACTIVE LIST																							L	16-28
09/19	Rams	P	0	0	0	0	0	0	0	0	0	0	0	0	0	0	0	0	0	0	0	0	0	0	L	24-27	
09/26	at Titans	P	0	0	0	0	0	0	0	0	0	0	0	0	0	0	0	0	0	0	0	0	0	0	L	16-25	
10/03	at Dolphins	P	3	2	1	2	14	2	2	0	0	0	0	0	0	0	0	0	0	0	0	0	0	W	27-17		
10/11	at Ravens	P	1	0	1	0	0	0	0	0	0	0	0	0	0	0	0	0	0	0	0	0	0	L	25-31+		
10/17	Texans		ON INACTIVE LIST																							W	31-3
10/24	at 49ers		ON INACTIVE LIST																							W	30-18
10/31	Titans	P	1	1	0	1	9	1	1	0	0	0	0	0	0	0	0	0	0	0	0	0	0	L	31-34+		
11/04	Jets	P	0	0	0	0	0	0	0	0	0	0	0	0	0	0	0	0	0	0	0	0	0	W	45-30		
11/14	Jaguars	P	0	0	0	0	0	0	0	0	0	0	0	0	0	1	0	0	0	0	0	0	0	W	23-17		
11/21	at Bills	P	0	0	0	0	0	0	0	0	0	0	0	0	0	0	0	0	0	0	0	0	0	W	41-15		
11/28	Buccaneers	P	0	0	0	0	0	0	0	0	0	0	0	0	0	0	0	0	0	0	0	0	0	L	31-38		
12/05	at Texans	P	2	2	0	2	13	2	2	0	0	0	0	0	0	0	0	0	0	0	0	0	0	W	31-0		
12/18	Patriots	P	0	0	0	0	0	0	1	0	0	0	0	0	0	0	0	0	0	0	0	0	0	W	27-17		
12/25	at Cardinals		RESERVE/COVID-19																							W	22-16
01/02	Raiders	P	1	0	1	0	1.5	0	0	2	0	0	0	0	0	0	0	0	0	0	0	0	0	L	20-23		
01/09	at Jaguars	P	1	1	0	0	0	0	0	0	0	0	0	0	0	0	0	0	0	0	0	0	0	L	11-26		
2021 TOTALS		13-0	9	6	3	5	37.5	5	36	8	0	0	0	0	0	1	0	0	0	0	0	0	0	9-3			

+ - Overtime

KEMOKO TURAY'S 2020 GXG REGULAR-SEASON STATISTICS (COLTS)

			TACKLES					INTERCEPTIONS					FUMBLES			ST			MIS							
			T	YD	TF	YD	QB	N	YD	L	T	P	F	F	YD	T	F	F	S	A	C					
DATE	OPPONENT	P/S	K	S	A	K	S	H	O	S	G	D	D	F	R	D	S	K	S	A	F	R	S	A	W/L	SCORE
09/13	at Jaguars								RESERVED/PUP															L	20-27	
09/20	Vikings								RESERVED/PUP																W	28-11
09/27	Jets								RESERVED/PUP																W	36-7
10/04	at Bears								RESERVED/PUP																W	19-11
10/11	at Browns								RESERVED/PUP																L	23-32
10/18	Bengals								RESERVED/PUP																W	31-27
11/01	at Lions								RESERVED/PUP																W	41-21
11/08	Ravens								RESERVED/PUP																L	10-24
11/12	at Titans								RESERVED/PUP																W	34-17
11/22	Packers	P	0	0	0	0	0	0	0	0	0	0	0	0	0	0	0	0	0	0	0	0	0	0	W	34-31+
11/29	Titans	P	0	0	0	0	0	0	0	0	0	0	0	0	0	0	0	0	0	0	0	0	0	L	26-45	
12/06	at Texans	P	2	1	1	0	0	0	0	0	0	0	0	0	0	0	0	0	0	0	0	0	0	W	26-20	
12/13	at Raiders	P	1	1	0	0	0	0	0	0	0	0	0	0	0	0	0	0	0	0	0	0	0	W	44-27	
12/20	Texans	P	0	0	0	0	0	0	0	0	0	0	0	0	0	0	0	0	0	0	0	0	0	W	27-20	
12/27	at Steelers	P	0	0	0	0	0	0	0	0	0	0	0	0	0	0	0	0	0	0	0	0	0	L	24-28	
01/03	Jaguars	P	1	1	0	1	0	5	0	1	5	3	0	0	0	0	0	0	0	0	0	0	0	W	28-14	
2020 TOTALS		7-0	4	3	1	1	0	5	0	1	5	3	0	0	0	0	0	0	0	0	0	0	0	11-5		

+ - Overtime

KEMOKO TURAY'S 2022 GXG POSTSEASON STATISTICS (49ERS)

			TACKLES					INTERCEPTIONS					FUMBLES			ST			MIS							
			T	YD	TF	YD	QB	N	YD	L	T	P	F	F	YD	T	F	F	S	A	C					
DATE	OPPONENT	P/S	K	S	A	K	S	H	O	S	G	D	D	F	R	D	S	K	S	A	F	R	S	A	W/L	SCORE
01/14	Seahawks								PRACTICE SQUAD																W	41-23
01/22	Cowboys								PRACTICE SQUAD																W	19-12
01/29	at Eagles								PRACTICE SQUAD																L	7-31
2022 TOTALS			0	0	0	0	0	0	0	0	0	0	0	0	0	0	0	0	0	0	0	0	0	2-1		

KEMOKO TURAY'S 2020 GXG POSTSEASON STATISTICS (COLTS)

			TACKLES					INTERCEPTIONS					FUMBLES			ST			MIS							
			T	YD	TF	YD	QB	N	YD	L	T	P	F	F	YD	T	F	F	S	A	C					
DATE	OPPONENT	P/S	K	S	A	K	S	H	O	S	G	D	D	F	R	D	S	K	S	A	F	R	S	A	W/L	SCORE
01/09	at Bills	P	1	0	1	0	0	0	0	0	0	0	0	0	0	0	0	0	0	0	0	0	0	L	24-27	
2020 TOTALS		1-0	1	0	1	0	0	0	0	0	0	0	0	0	0	0	0	0	0	0	0	0	0	0-1		



TYLER VRABEL

- » Spent the season on the Falcons practice squad.

TYLER VRABEL

- » Played three seasons (2019-21) at Boston College after redshirting the 2018 season.
- » Appeared in 35 games (33 starts) over four seasons for the Eagles.

- » Earned All-ACC honorable mention for three consecutive seasons (2019-21).
- » Started at both right and left tackle for Boston College.

TYLER VRABEL

- » Attended St. Pius X High School in Houston, Texas.
- » Earned first-team all-state honors as a senior.
- » Son of Mike and Jen Vrabel.
- » Majored in communications.

IN THE COMMUNITY

TYLER VRABEL

- » Gave Thanksgiving meals to 1500 families in Atlanta as part of the Falcons Feast at Home Depot Backyard.
- » Visited and spent time with patients at Children's Healthcare of Atlanta-Scottish Rite.
- » Attended Fishing with the Falcons Boat Day, where players spend time fishing with military veterans.

TRANSACTIONS

- » Signed by the Atlanta Falcons following the 2022 NFL Draft.
- » Waived by the Falcons on Aug. 30, 2022.
- » Signed to Atlanta's practice squad on Aug. 31, 2022.

TYLER VRABEL'S NFL REGULAR SEASON STATISTICS

DATE	TEAM	GP	GS
2022	Falcons	0	0
NFL TOTALS		0	0

TYLER VRABEL'S 2022 GXG REGULAR-SEASON STATISTICS (FALCONS)

DATE	OPPONENT	P/S		W/L	SCORE
09/11	Saints		PRACTICE SQUAD/INJURED RESERVE	L	26-27
09/18	at Rams		PRACTICE SQUAD/INJURED RESERVE	L	27-31
09/25	at Seahawks		PRACTICE SQUAD/INJURED RESERVE	W	27-23
10/02	Browns		PRACTICE SQUAD/INJURED RESERVE	W	23-20
10/09	at Buccaneers		PRACTICE SQUAD/INJURED RESERVE	L	15-21
10/16	49ers		PRACTICE SQUAD/INJURED RESERVE	W	28-14
10/23	at Bengals		PRACTICE SQUAD/INJURED RESERVE	L	17-35
10/30	Panthers		PRACTICE SQUAD/INJURED RESERVE	W	37-34+
11/06	Chargers		PRACTICE SQUAD/INJURED RESERVE	L	17-20
11/10	at Panthers		PRACTICE SQUAD/INJURED RESERVE	L	15-25
11/20	Bears		PRACTICE SQUAD/INJURED RESERVE	W	27-24
11/27	at Commanders		PRACTICE SQUAD/INJURED RESERVE	L	13-19
12/04	Steelers		PRACTICE SQUAD/INJURED RESERVE	L	16-19
12/18	at Saints		PRACTICE SQUAD/INJURED RESERVE	L	18-21
12/24	at Ravens		PRACTICE SQUAD/INJURED RESERVE	L	9-17
01/01	Cardinals		PRACTICE SQUAD/INJURED RESERVE	W	20-19
01/08	Buccaneers		PRACTICE SQUAD/INJURED RESERVE	W	30-17
2022 TOTALS		0-0		7-10	

+ - Overtime

BARRY WESLEY
PRACTICE SQUAD INJURED | OFFENSIVE LINEMAN

69

Height: 6-7 Weight: 350 lbs
 DOB: 7/14/1999 (Age-24) School: Colorado State
 Experience: 1 Yr Acquired: FA/23
 With Falcons: 1 Yr Hometown: Morrison, Colo.

ØÿC ØØC

- » In 2023, Wesley spent time with the Seattle Sea Dragons of the XFL, appearing in seven games.

ØÄÄØØØ

- » Played four seasons (2018-21) at Colorado State in Fort Collins, Colo.
- » Started all 38 games, playing both tackle and guard.
- » In 2019, received the Albert C. Yates Student Leadership Award, presented annually to a student who displays strong involvement through leadership and a commitment to upholding the university's values, traditions and spirit.
- » Began his career as a walk-on and received a

scholarship at the beginning of his redshirt freshman year in 2018.

ØØC Ç Ä Ä ÿ Ä N

- » Born in Morrison, Colo.
- » Attended Bear Creek High School in Lakewood, Colo.
- » Recorded 17 pancake blocks in nine games as a senior.
- » Played both football, baseball and wrestled.
- » Earned varsity letters in football and one in wrestling.
- » Named Honorable Mention All-State as a senior.
- » Son of Shannon and Dave Luedke and has one brother, William.

AVERY WILLIAMS' NFL REGULAR SEASON RUSHING/RECEIVING STATISTICS

		RUSHING					RECEIVING						
DATE	TEAM	GP	GS	NO.	YDS.	AVG.	LG	TD	NO.	YDS.	AVG.	LG	TD
2022	Falcons	17	3	22	109	5.0	21	1	13	61	4.7	10	0
2021	Falcons	15	1	0	0	0.0	0	0	0	0	0.0	0	0
NFL TOTALS		32	4	22	109	5.0	21	1	13	61	4.7	10	0

AVERY WILLIAMS' NFL REGULAR SEASON RETURN STATISTICS

		KICKOFF RETURNS					PUNT RETURNS					
DATE	TEAM	RET.	YDS.	AVG.	LG	TD	NO.	FC	YDS.	AVG.	LG	TD
2022	Falcons	16	313	19.6	30	0	18	19	292	16.2	56	0
2021	Falcons	23	490	21.3	38	0	20	12	153	7.7	23	0
NFL TOTALS		39	803	20.6	38	0	38	31	445	11.7	56	0

AVERY WILLIAMS' SINGLE-GAME HIGHS: RUSHING/RECEIVING

<p>Rush Attempts 4 vs. Tampa Bay Buccaneers, Jan 08, 2023 4 at Carolina Panthers, Nov 10, 2022 3 at Baltimore Ravens, Dec 24, 2022 ...1 more at 3.</p> <p>Rushing Yards 25 at Carolina Panthers, Nov 10, 2022 21 vs. Cleveland Browns, Oct 02, 2022 16 at Baltimore Ravens, Dec 24, 2022 21 vs. Cleveland Browns, Oct 02, 2022</p> <p>Longest Runs 14 vs. Tampa Bay Buccaneers, Jan 08, 2023 13 at Baltimore Ravens, Dec 24, 2022</p> <p>Receptions 2 at Baltimore Ravens, Dec 24, 2022 2 at New Orleans Saints, Dec 18, 2022 ...2 more at 2.</p> <p>Receiving Yards 14 at Baltimore Ravens, Dec 24, 2022 10 at New Orleans Saints, Dec 18, 2022 10 at Tampa Bay Buccaneers, Oct 09, 2022</p> <p>Longest Receptions 10 at Tampa Bay Buccaneers, Oct 09, 2022 8 vs. Carolina Panthers, Oct 30, 2022 8 vs. New Orleans Saints, Sep 11, 2022</p> <p>All-Purpose Yards 118 at Tampa Bay Buccaneers, Oct 09, 2022 113 vs. New England Patriots, Nov 18, 2021 102 at San Francisco 49ers, Dec 19, 2021</p> <p>Kickoff Returns 5 vs. New England Patriots, Nov 18, 2021 4 vs. Carolina Panthers, Oct 30, 2022 4 at Jacksonville Jaguars, Nov 28, 2021 ...1 more at 4.</p> <p>Kickoff Return Yards 102 vs. New England Patriots, Nov 18, 2021 91 at Jacksonville Jaguars, Nov 28, 2021 85 vs. New Orleans Saints, Jan 09, 2022</p>	<p>Longest Kickoff Return 38 at Carolina Panthers, Dec 12, 2021 36 vs. New Orleans Saints, Jan 09, 2022 33 at San Francisco 49ers, Dec 19, 2021</p> <p>Fair Catches 3 vs. Los Angeles Chargers, Nov 06, 2022 2 vs. Tampa Bay Buccaneers, Jan 08, 2023 2 at Baltimore Ravens, Dec 24, 2022 ...6 more at 2.</p> <p>Punt Return Yards 64 at Cincinnati Bengals, Oct 23, 2022 48 vs. San Francisco 49ers, Oct 16, 2022 42 vs. New Orleans Saints, Sep 11, 2022</p> <p>Longest Punt Return 56 at Cincinnati Bengals, Oct 23, 2022 29 vs. San Francisco 49ers, Oct 16, 2022 28 at Tampa Bay Buccaneers, Oct 09, 2022 3 vs. Chicago Bears, Nov 20, 2022 3 vs. New Orleans Saints, Sep 11, 2022 ...2 more at 3.</p> <p>Punt Returns 14.0 vs. New Orleans Saints, Sep 11, 2022 10.3 vs. Chicago Bears, Nov 20, 2022 8.0 at New York Giants, Sep 26, 2021</p> <p>Kickoff Return Average 28.3 vs. New Orleans Saints, Jan 09, 2022 28.3 at San Francisco 49ers, Dec 19, 2021 23.0 at Tampa Bay Buccaneers, Oct 09, 2022</p> <p>Special Teams Tackles 1 vs. Cleveland Browns, Oct 02, 2022 1 at Los Angeles Rams, Sep 18, 2022 ...7 more at 1.</p> <p>Most TDs 1 at Tampa Bay Buccaneers, Oct 09, 2022</p>
---	--

AVERY WILLIAMS' 2022 GXG REGULAR-SEASON STATISTICS (FALCONS)

DATE	OPPONENT	P/S	RUSHING						RECEIVING						W/L	SCORE
			NO.	YDS.	AVG.	LG	TD	NO.	YDS.	AVG.	LG	TD				
09/11	Saints	P	2	7	3.5	5	0	1	8	8.0	8	0	L	26-27		
09/18	at Rams	P	0	0	0.0	0	0	1	6	6.0	6	0	L	27-31		
09/25	at Seahawks	P	1	9	9.0	9	0	0	0	0.0	0	0	W	27-23		
10/02	Browns	P	1	21	21.0	21	0	0	0	0.0	0	0	W	23-20		
10/09	at Buccaneers	S	3	11	3.7	8t	1	2	10	5.0	10	0	L	15-21		
10/16	49ers	S	2	6	3.0	3	0	1	2	2.0	2	0	W	28-14		
10/23	at Bengals	P	1	4	4.0	4	0	0	0	0.0	0	0	L	17-35		
10/30	Panthers	P	0	0	0.0	0	0	2	7	3.5	8	0	W	37-34+		
11/06	Chargers	P	0	0	0.0	0	0	1	2	2.0	2	0	L	17-20		
11/10	at Panthers	P	4	25	6.3	12	0	0	0	0.0	0	0	L	15-25		
11/20	Bears	P	0	0	0.0	0	0	0	0	0.0	0	0	W	27-24		
11/27	at Commanders	S	0	0	0.0	0	0	0	0	0.0	0	0	L	13-19		
12/04	Steelers	P	0	0	0.0	0	0	0	0	0.0	0	0	L	16-19		
12/18	at Saints	P	0	0	0.0	0	0	2	10	5.0	5	0	L	18-21		
12/24	at Ravens	P	3	16	5.3	13	0	2	14	7.0	7	0	L	9-17		
01/01	Cardinals	P	1	-2	-2.0	-2	0	1	2	2.0	2	0	W	20-19		
01/08	Buccaneers	P	4	12	3.0	14	0	0	0	0.0	0	0	W	30-17		
2022 TOTALS		17-3	22	109	5.0	21	1	13	61	4.7	10	0	7-10			


+- Overtime

AVERY WILLIAMS' 2021 GXG REGULAR-SEASON STATISTICS (FALCONS)

DATE	OPPONENT	P/S	RUSHING						RECEIVING						W/L	SCORE
			NO.	YDS.	AVG.	LG	TD	NO.	YDS.	AVG.	LG	TD				
09/12	Eagles	P	0	0	0.0	0	0	0	0	0.0	0	0	L	6-32		
09/19	at Buccaneers	P	0	0	0.0	0	0	0	0	0.0	0	0	L	25-48		
09/26	at Giants	P	0	0	0.0	0	0	0	0	0.0	0	0	W	17-14		
10/03	Football Team	P	0	0	0.0	0	0	0	0	0.0	0	0	L	30-34		
10/10	Jets												W	27-20		
10/24	at Dolphins												W	30-28		
10/31	Panthers	P	0	0	0.0	0	0	0	0	0.0	0	0	L	13-19		
11/07	at Saints	P	0	0	0.0	0	0	0	0	0.0	0	0	W	27-25		
11/14	at Cowboys	S	0	0	0.0	0	0	0	0	0.0	0	0	L	3-43		
11/18	Patriots	P	0	0	0.0	0	0	0	0	0.0	0	0	L	0-25		
11/28	at Jaguars	P	0	0	0.0	0	0	0	0	0.0	0	0	W	21-14		
12/05	Buccaneers	P	0	0	0.0	0	0	0	0	0.0	0	0	L	17-30		
12/12	at Panthers	P	0	0	0.0	0	0	0	0	0.0	0	0	W	29-21		
12/19	at 49ers	P	0	0	0.0	0	0	0	0	0.0	0	0	L	13-31		
12/26	Lions	P	0	0	0.0	0	0	0	0	0.0	0	0	W	20-16		
01/02	at Bills	P	0	0	0.0	0	0	0	0	0.0	0	0	L	15-29		
01/09	Saints	P	0	0	0.0	0	0	0	0	0.0	0	0	L	20-30		
2021 TOTALS		15-1	0	0	0.0	0	0	0	0	0.0	0	0	7-10			

AVERY WILLIAMS' 2021 GXG REGULAR-SEASON STATISTICS (FALCONS)

DATE	OPPONENT	P/S	KICKOFF RETURNS					PUNT RETURNS					W/L	SCORE	
			RET	YDS	AVG	LG	TD	NO	FC	YDS	AVG	LG			TD
09/12	Eagles	P	1	4	4.0	4	0	2	0	11	5.5	7	0	L	6-32
09/19	at Buccaneers	P	4	59	14.8	19	0	2	1	11	5.5	6	0	L	25-48
09/26	at Giants	P	0	0	0.0	0	0	3	0	24	8.0	15	0	W	17-14
10/03	Football Team	P	0	0	0.0	0	0	2	0	6	3.0	4	0	L	30-34
10/10	Jets		ON INACTIVE LIST										W	27-20	
10/24	at Dolphins		ON INACTIVE LIST										W	30-28	
10/31	Panthers	P	0	0	0.0	0	0	2	2	21	10.5	13	0	L	13-19
11/07	at Saints	P	0	0	0.0	0	0	0	1	0	0.0	0	0	W	27-25
11/14	at Cowboys	S	0	0	0.0	0	0	3	1	11	3.7	6	0	L	3-43
11/18	Patriots	P	5	102	20.4	27	0	1	2	11	11.0	11	0	L	0-25
11/28	at Jaguars	P	4	91	22.8	26	0	1	1	3	3.0	3	0	W	21-14
12/05	Buccaneers	P	1	30	30.0	30	0	1	1	7	7.0	7	0	L	17-30
12/12	at Panthers	P	1	38	38.0	38	0	0	1	0	0.0	0	0	W	29-21
12/19	at 49ers	P	3	79	26.3	33	0	1	1	23	23.0	23	0	L	13-31
12/26	Lions	P	0	0	0.0	0	0	1	1	13	13.0	13	0	W	20-16
01/02	at Bills	P	1	2	2.0	2	0	0	0	0	0.0	0	0	L	15-29
01/09	Saints	P	3	85	28.3	36	0	1	0	12	12.0	12	0	L	20-30
2021 TOTALS		15-1	23	490	21.3	38	0	20	12	153	7.7	23	0	7-10	



ΤΥ ΑΘΛΑΤΙΚΗ ΟΔΟΣ

- » Signed off Tennessee's practice squad in Week 15 and appeared in one game for Atlanta (Week 18 vs. Tampa Bay).

ΟΥΣΙΟΛΟΓΙΑ

- » Appeared in 11 games for Tennessee (2020-2021) prior to joining the Falcons.
- » Registered one completion for seven yards in 2020 for the Titans.

ΟΔΗΓΩΝ

- » Named the MAC's Offensive Player of the Year and earned the Vern Smith Leadership Award (MAC MVP) in 2017.
- » Finished his career at Toledo (2013-2017) holding school records in passing yards (10,514), touchdowns (93) and passing efficiency (162.87).
- » Was a three-year starter and threw for 10,514 yards on 759-of-1,166 passing (65.0 percent) with 93 touchdowns and 25 interceptions in 43 career games. He also added four scores on the ground.
- » In 2017, captained the Rockets to a MAC championship and was named Offensive Player of the Game for his performance in Toledo's 45-28 victory

over Akron where he threw for 307 yards and four touchdowns.

- » In his final season, he also led the MAC in completion percentage (64.2), passing efficiency (162.2), TDs (28), yards (3,882), yards per completion (14.7), and yards per attempt (9.45).
- » Named First-team All-MAC in 2016 as he led the nation with 45 touchdown passes and broke the school record of 29 touchdown passes achieved twice by Bruce Gradkowski (2003 and 2005). His 45 passing touchdowns rank second all-time in MAC history.
- » In 2016 he registered at least three touchdown passes in 12 of 13 games, and six games with at least four and one with five.
- » In 2014, he ranked fourth in the MAC in passing efficiency (142.5), completion percentage (62.5) and 10th in passing yards (188.6). He threw for 2,263 yards on 185-of-296 passing (62.5 percent) with 19 touchdowns and added three more scores on the ground in his first year as a starter for the Rockets.

ΑΘΛΗΤΙΚΗ ΟΔΟΣ

- » Attended Franklin County High School in Frankfort, Kentucky.
- » Son of Jason Woodside and Emily Cleveland.
- » Graduated in December of 2016 with a degree in marketing.

TRANSACTIONS

- » Originally selected by the Cincinnati Bengals in the seventh round (249th overall) of the 2018 NFL Draft.
- » Released by the Cincinnati Bengals on Sept. 1, 2018.
- » Signed to the Tennessee Titans practice squad on Sept. 3, 2018.
- » Released by the Tennessee Titans on Sept. 25, 2018.
- » Signed by the Tennessee Titans on April 8, 2019.
- » Released by the Tennessee Titans on Aug. 31, 2019.
- » Signed to the Tennessee Titans practice squad on Sept. 2, 2019.
- » Signed by the Tennessee Titans on Jan. 1, 2021.
- » Released by the Tennessee Titans on Aug. 30, 2022.
- » Signed to the Tennessee Titans practice squad on Aug. 31, 2022.
- » Signed by the Atlanta Falcons on Dec. 12, 2022.

LOGAN WOODSIDE'S NFL REGULAR SEASON PASSING STATISTICS

DATE	TEAM	GP	GS	ATT.	CMP.	PCT.	YDS	AVG.	TD	INT.	LG	SK	LST	RATE
2022	Falcons	1	0	0	0	0.0	0	0.0	0	0	0	0	0	0.0
Went from Tennessee to Atlanta.														
2022	Titans	0	0	0	0	0.0	0	0.0	0	0	0	0	0	0.0
2022	TOTAL	1	0	0	0	0.0	0	0.0	0	0	0	0	0	0.0
2021	Titans	5	0	0	0	0.0	0	0.0	0	0	0	0	0	0.0
2020	Titans	6	0	3	1	33.3	7	2.3	0	0	7	0	0	42.4
2019	Titans	0	0	0	0	0.0	0	0.0	0	0	0	0	0	0.0
2017	Bengals	0	0	0	0	0.0	0	0.0	0	0	0	0	0	0.0
TOTALS		12	0	3	1	33.3	7	2.3	0	0	7	0	0	42.4

LOGAN WOODSIDE'S NFL POSTSEASON PASSING STATISTICS

DATE	TEAM	GP	GS	ATT.	CMP.	PCT.	YDS	AVG.	TD	INT.	LG	SK	LST	RATE
2021	Titans	0	0	0	0	0.0	0	0.0	0	0	0	0	0	0.0
2020	Titans	0	0	0	0	0.0	0	0.0	0	0	0	0	0	0.0
2019	Titans	0	0	0	0	0.0	0	0.0	0	0	0	0	0	0.0
TOTALS		0	0	0	0	0.0	0	0.0	0	0	0	0	0	0.0

LOGAN WOODSIDE'S NFL REGULAR SEASON RUSHING STATISTICS

DATE	TEAM	NO.	YDS.	AVG.	LG	TD
2022	Falcons	0	0	0.0	0	0
Went from Tennessee to Atlanta.						
2022	Titans	0	0	0.0	0	0
2022	TOTAL	0	0	0.0	0	0
2021	Titans	6	-6	-1.0	0	0
2020	Titans	7	10	1.4	18	0
2019	Titans	0	0	0.0	0	0
2017	Bengals	0	0	0.0	0	0
TOTALS		13	4	0.3	18	0

LOGAN WOODSIDE'S NFL POSTSEASON RUSHING STATISTICS

DATE	TEAM	NO.	YDS.	AVG.	LG	TD
2021	Titans	0	0	0.0	0	0
2020	Titans	0	0	0.0	0	0
2019	Titans	0	0	0.0	0	0
TOTALS		0	0	0.0	0	0

LOGAN WOODSIDE'S NFL REGULAR SEASON PASSING/RUSHING STATISTICS

DATE	TEAM	GP	GS	PASSING											RUSHING					
				ATT.	CMP.	PCT.	YDS	AVG.	TD	INT.	LG	SK	LST	RATE	NO.	YDS.	AVG.	LG	TD	
2022	Falcons	1	0	0	0	0.0	0	0.0	0	0	0	0	0	0	0.0	0	0	0.0	0	0
Went from Tennessee to Atlanta.																				
2022	Titans	0	0	0	0	0.0	0	0.0	0	0	0	0	0	0	0.0	0	0	0.0	0	0
2022	TOTAL	1	0	0	0	0.0	0	0.0	0	0	0	0	0	0	0.0	0	0	0.0	0	0
2021	Titans	5	0	0	0	0.0	0	0.0	0	0	0	0	0	0.0	6	-6	-1.0	0	0	
2020	Titans	6	0	3	1	33.3	7	2.3	0	0	7	0	0	42.4	7	10	1.4	18	0	
2019	Titans	0	0	0	0	0.0	0	0.0	0	0	0	0	0	0.0	0	0	0.0	0	0	
2017	Bengals	0	0	0	0	0.0	0	0.0	0	0	0	0	0	0.0	0	0	0.0	0	0	
TOTALS		12	0	3	1	33.3	7	2.3	0	0	7	0	0	42.4	13	4	0.3	18	0	

LOGAN WOODSIDE'S NFL POSTSEASON PASSING/RUSHING STATISTICS

		PASSING											RUSHING						
DATE	TEAM	GP	GS	ATT.	CMP.	PCT.	YDS	AVG.	TD	INT.	LG	SK	LST	RATE	NO.	YDS.	AVG.	LG	TD
2021	Titans	0	0	0	0	0.0	0	0.0	0	0	0	0	0	0.0	0	0	0.0	0	0
2020	Titans	0	0	0	0	0.0	0	0.0	0	0	0	0	0	0.0	0	0	0.0	0	0
2019	Titans	0	0	0	0	0.0	0	0.0	0	0	0	0	0	0.0	0	0	0.0	0	0
TOTALS		0	0	0	0	0.0	0	0.0	0	0	0	0	0	0.0	0	0	0.0	0	0

LOGAN WOODSIDE'S SINGLE-GAME HIGHS: QUARTERBACK

<p>Pass Attempts 2 at Green Bay Packers, Dec 27, 2020 1 at Baltimore Ravens, Nov 22, 2020</p> <p>Pass Completions 1 at Baltimore Ravens, Nov 22, 2020</p> <p>Yards Passing 7 at Baltimore Ravens, Nov 22, 2020</p> <p>Long Passes 7 at Baltimore Ravens, Nov 22, 2020</p>	<p>Rush Attempts 3 vs. Jacksonville Jaguars, Dec 12, 2021 3 vs. Detroit Lions, Dec 20, 2020 ...1 more at 3.</p> <p>Rushing Yards 18 at Jacksonville Jaguars, Dec 13, 2020</p> <p>Longest Runs 18 at Jacksonville Jaguars, Dec 13, 2020</p>
---	---

LOGAN WOODSIDE'S 2022 GXG REGULAR-SEASON STATISTICS (TITANS)

		PASSING											RUSHING						
DATE	OPPONENT	P/S	ATT	CMP	YDS	PCT	Y/A	Y/C	TD	INT	LG	SK/YD	RATE	ATT	YDS	LG	TD	W/L	SCORE
09/11	Giants																	L	20-21
09/19	at Bills																	L	7-41
09/25	Raiders																	W	24-22
10/02	at Colts																	W	24-17
10/09	at Commanders																	W	21-17
10/23	Colts																	W	19-10
10/30	at Texans																	W	17-10
11/06	at Chiefs																	L	17-20+
11/13	Broncos																	W	17-10
11/17	at Packers																	W	27-17
11/27	Bengals																	L	16-20
12/04	at Eagles																	L	10-35
12/11	Jaguars																	L	22-36
2022 TOTALS		0-0	0	0	0	0.0	0.0	0.0	0	0	0	0/0	0.0	0	0	0	0	7-6	

+ - Overtime

LOGAN WOODSIDE'S 2021 GXG REGULAR-SEASON STATISTICS (TITANS)

		PASSING											RUSHING						
DATE	OPPONENT	P/S	ATT	CMP	YDS	PCT	Y/A	Y/C	TD	INT	LG	SK/YD	RATE	ATT	YDS	LG	TD	W/L	SCORE
09/12	Cardinals																	L	13-38
09/19	at Seahawks																	W	33-30+
09/26	Colts																	W	25-16
10/03	at Jets																	L	24-27+
10/10	at Jaguars																	W	37-19
10/18	Bills																	W	34-31
10/24	Chiefs	P	0	0	0	0.0	0.0	0.0	0	0	0	0/0	0.0	1	-1	-1	0	W	27-3
10/31	at Colts	P	0	0	0	0.0	0.0	0.0	0	0	0	0/0	0.0	1	-1	-1	0	W	34-31+
11/07	at Rams	P	0	0	0	0.0	0.0	0.0	0	0	0	0/0	0.0	1	-1	-1	0	W	28-16
11/14	Saints																	W	23-21
11/21	Texans																	L	13-22
11/28	at Patriots																	L	13-36
12/12	Jaguars	P	0	0	0	0.0	0.0	0.0	0	0	0	0/0	0.0	3	-3	-1	0	W	20-0
12/19	at Steelers																	L	13-19
12/23	49ers																	W	20-17
01/02	Dolphins	P	0	0	0	0.0	0.0	0.0	0	0	0	0/0	0.0	0	0	0	0	W	34-3
01/09	at Texans																	W	28-25
2021 TOTALS		5-0	0	0	0	0.0	0.0	0.0	0	0	0	0/0	0.0	6	-6	-1	0	12-5	

+ - Overtime

LOGAN WOODSIDE'S 2020 GXG REGULAR-SEASON STATISTICS (TITANS)

DATE	OPPONENT	P/S	PASSING											RUSHING				W/L	SCORE				
			ATT	CMP	YDS	PCT	Y/A	Y/C	TD	INT	LG	SK/YD	RATE	ATT	YDS	LG	TD						
09/14	at Broncos																					W	16-14
09/20	Jaguars																					W	33-30
09/27	at Vikings																					W	31-30
10/13	Bills																					W	42-16
10/18	Texans																					W	42-36+
10/25	Steelers																					L	24-27
11/01	at Bengals																					L	20-31
11/08	Bears																					W	24-17
11/12	Colts	P	0	0	0	0.0	0.0	0.0	0	0	0	0/0	0.0	0	0	0	0	0	0	L	17-34		
11/22	at Ravens	P	1	1	7	100.0	7.0	7.0	0	0	7	0/0	95.8	0	0	0	0	0	0	W	30-24+		
11/29	at Colts	P	0	0	0	0.0	0.0	0.0	0	0	0	0/0	0.0	3	-5	-1	0	0	0	W	45-26		
12/06	Browns		DID NOT PLAY (NON-INJURY)																L	35-41			
12/13	at Jaguars	P	0	0	0	0.0	0.0	0.0	0	0	0	0/0	0.0	1	18	18	0	0	0	W	31-10		
12/20	Lions	P	0	0	0	0.0	0.0	0.0	0	0	0	0/0	0.0	3	-3	-1	0	0	0	W	46-25		
12/27	at Packers	P	2	0	0	0.0	0.0	0.0	0	0	0	0/0	39.6	0	0	0	0	0	0	L	14-40		
01/03	at Texans		DID NOT PLAY (NON-INJURY)																W	41-38			
2020 TOTALS		6-0	3	1	7	33.3	2.3	7.0	0	0	7	0/0	42.4	7	10	18	0	11 - 5					

+- Overtime

LOGAN WOODSIDE'S 2021 GXG POSTSEASON STATISTICS (TITANS)

DATE	OPPONENT	P/S	PASSING											RUSHING				W/L	SCORE	
			ATT	CMP	YDS	PCT	Y/A	Y/C	TD	INT	LG	SK/YD	RATE	ATT	YDS	LG	TD			
01/22	Bengals		DID NOT PLAY (NON-INJURY)																L	16-19
2021 TOTALS		0-0	0	0	0	0.0	0.0	0.0	0	0	0	0/0	0.0	0	0	0	0	0 - 1		

LOGAN WOODSIDE'S 2020 GXG POSTSEASON STATISTICS (TITANS)

DATE	OPPONENT	P/S	PASSING											RUSHING				W/L	SCORE	
			ATT	CMP	YDS	PCT	Y/A	Y/C	TD	INT	LG	SK/YD	RATE	ATT	YDS	LG	TD			
01/10	Ravens		DID NOT PLAY (NON-INJURY)																L	13-20
2020 TOTALS		0-0	0	0	0	0.0	0.0	0.0	0	0	0	0/0	0.0	0	0	0	0	0 - 1		



ΤΥ ΑΘΛΑÇ ΜÚΤ ÚΔΕ

- » Spent the season on the Falcons Reserve/Injured List.

ΔΑÄÄÖÖ

- » Played three seasons (2019-21) at the University of Georgia after redshirting in 2018.
- » Appeared in 38 games (13 starts) for the Bulldogs.
- » Recorded 17 receptions for 200 yards (11.8 avg.) and one touchdown.
- » Primarily used as an inline, blocking tight end, was a key part of a Bulldogs offense that averaged 443.1 yards of total offense per game, 191.2 rushing yards per game, and ranked ninth in the nation in scoring offense in 2021.

- » Posted six catches for 83 yards last year and played through injuries to help Georgia to a 13-1 record and a national title.

ÆÖÇ ÇÄÄÿÄ

- » Attended Marist School in Brookhaven, Ga.
- » Earned first-team all-state honors as a senior in 2017, leading Marist to a 14-1 record.
- » Recorded 29 catches for 400 yards and three touchdowns on offense and tallied 29 tackles and 3.0 sacks as a defensive end.
- » High school teammates with Baltimore's Kyle Hamilton.
- » Also lettered in basketball and soccer.
- » Graduated with a degree in real estate from Georgia.

IN THE COMMUNITY

ÖÖÖÖÖÖ ÖÖ ÖÖ

- » Volunteered by serving lunch and packing meals for families at Crossroads Community Ministries.
- » Visited and spent time with patients at Children's Healthcare of Atlanta-Scottish Rite.
- » Participated in Hometown Huddle where the entire team volunteered and cleaned Anderson Park in Atlanta.
- » Participated in a physical education class with students at Eagle Ranch.
- » Attended Fishing with the Falcons Boat Day, where players spend time fishing with military veterans.
- » Participated in the Fishing with the Falcons Captains Dinner.

TRANSACTIONS

- » Originally selected by the Atlanta Falcons in the sixth round (213th overall) of the 2022 NFL Draft.

JOHN FITZPATRICK'S NFL REGULAR SEASON RUSHING/RECEIVING STATISTICS

DATE	TEAM	GP	GS	RECEIVING					RUSHING					
				NO.	YDS.	AVG.	LG	TD	NO.	YDS.	AVG.	LG	TD	
2022	Falcons	0	0	0	0	0.0	0	0	0	0	0	0.0	0	0
NFL TOTALS		0	0	0	0	0.0	0	0	0	0	0	0.0	0	0

JOHN FITZPATRICK'S NFL REGULAR SEASON RETURN STATISTICS

DATE	TEAM	KICKOFF RETURNS					PUNT RETURNS					
		RET.	YDS.	AVG.	LG	TD	NO.	FC	YDS.	AVG.	LG	TD
2022	Falcons	0	0	0.0	0	0	0	0	0	0.0	0	0
NFL TOTALS		0	0	0.0	0	0	0	0	0	0.0	0	0

JOHN FITZPATRICK'S 2022 GXG REGULAR-SEASON STATISTICS (FALCONS)

			RECEIVING					RUSHING						
DATE	OPPONENT	P/S	NO.	YDS.	AVG.	LG	TD	NO.	YDS.	AVG.	LG	TD	W/L	SCORE
09/11	Saints												L	26-27
09/18	at Rams												L	27-31
09/25	at Seahawks												W	27-23
10/02	Browns												W	23-20
10/09	at Buccaneers												L	15-21
10/16	49ers												W	28-14
10/23	at Bengals												L	17-35
10/30	Panthers												W	37-34+
11/06	Chargers												L	17-20
11/10	at Panthers												L	15-25
11/20	Bears												W	27-24
11/27	at Commanders												L	13-19
12/04	Steelers												L	16-19
12/18	at Saints												L	18-21
12/24	at Ravens												L	9-17
01/01	Cardinals												W	20-19
01/08	Buccaneers												W	30-17
2022 TOTALS		0-0	0	0	0.0	0	0	0	0	0.0	0	0	7-10	
+- Overtime														

JUSTIN SHAFFER'S 2022 GXG REGULAR-SEASON STATISTICS (FALCONS)

DATE	OPPONENT	P/S		W/L	SCORE
09/11	Saints		PRACTICE SQUAD	L	26-27
09/18	at Rams		PRACTICE SQUAD	L	27-31
09/25	at Seahawks		PRACTICE SQUAD	W	27-23
10/02	Browns		PRACTICE SQUAD	W	23-20
10/09	at Buccaneers		PRACTICE SQUAD	L	15-21
10/16	49ers		PRACTICE SQUAD	W	28-14
10/23	at Bengals		PRACTICE SQUAD	L	17-35
10/30	Panthers		PRACTICE SQUAD	W	37-34+
11/06	Chargers		PRACTICE SQUAD	L	17-20
11/10	at Panthers		PRACTICE SQUAD	L	15-25
11/20	Bears		PRACTICE SQUAD/INJURED RESERVE	W	27-24
11/27	at Commanders		PRACTICE SQUAD/INJURED RESERVE	L	13-19
12/04	Steelers		PRACTICE SQUAD/INJURED RESERVE	L	16-19
12/18	at Saints		PRACTICE SQUAD/INJURED RESERVE	L	18-21
12/24	at Ravens		PRACTICE SQUAD/INJURED RESERVE	L	9-17
01/01	Cardinals		PRACTICE SQUAD	W	20-19
01/08	Buccaneers		PRACTICE SQUAD	W	30-17
2022 TOTALS		0-0		7-10	

+ - Overtime



🏈🏈🏈🏈🏈

- » Played four seasons (2019-22) at Rice University in Houston.
- » Appeared in 42 games, tallying 122 total tackles (42 solo), 23 tackles for loss, 10.5 sacks, two forced fumbles and one fumble recovery over four seasons for the Owls.
- » Finished the 2022 season with 37 total tackles (16 solo), 9.5 tackles for loss, 4.5 sacks, one forced fumble and one fumble recovery in 13 games.
- » Highest graded Owl defender by PFF (74.3) and led the team with 31 total pressures and 21 hurries. Finished second on the team with a career-best 9.5 tackles for loss and matched his career high with 4.5 sacks.
- » Started all 12 games in 2021 as a sophomore and notched a career high 48 total tackles (15 solo), nine tackles for loss, 4.5 sacks and one forced fumble.
- » A team leader with 20 quarterback hurries according to PFF and second with 32 total pressures and eight quarterback hits in 2021.
- » Named 2021-22 All-Conference USA fourth-team by Phil Steele.

- » In 2020, he played in five games (two starts) where he recorded 10 total tackles (4 solo).
- » As a redshirt freshman in 2019, he played in 11 games (three starts) where he stamped 27 total tackles (seven solo), 4.5 tackles for loss and 1.5 sacks.

🏠🏠🏠🏠🏠

- » Born and raised in Kansas City, Mo.
- » Attended Ruskin High School, where he was named to the Class 5 All-State second team.
- » Led Ruskin to its first win in the state playoffs since 1991, with a 20-14 win over Raytown.
- » Earned third-team all-state honors as a junior and was a three-year starter for the Golden Eagles.
- » Participated in wrestling, where he was a state qualifier and an all-district selection and marched in the band.
- » Son of Kevin and Gladys Enechukwu. Has two brothers and one sister.
- » Received his bachelor's degree in Kinesiology from Rice.

📄

- » Signed by the Atlanta Falcons as a college free agent following the 2023 NFL Draft.

NATE LANDMAN'S 2022 GXG REGULAR-SEASON STATISTICS (FALCONS)

DATE	OPPONENT	P/S	TACKLES						INTERCEPTIONS				FUMBLES			ST		MISC		W/L	SCORE						
			TK	S	A	SK	YDS	TFL	YDS	QBH	NO	YDS	LG	TD	PD	FF	FR	TD	YDS			TK	S	A	FF	FR	S
09/11	Saints	P	0	0	0	0.0	0.0	0	0	0	0	0	0	0	0	0	0	0	0	0	0	0	0	0	0	L	26-27
09/18	at Rams	P	0	0	0	0.0	0.0	0	0	0	0	0	0	0	0	0	0	0	0	0	0	0	0	0	0	L	27-31
09/25	at Seahawks	P	1	0	1	0.0	0.0	0	0	0	0	0	0	0	0	0	0	0	0	0	0	0	0	0	0	W	27-23
10/02	Browns	P	0	0	0	0.0	0.0	0	0	0	0	0	0	0	0	0	0	0	0	0	0	0	0	0	0	W	23-20
10/09	at Buccaneers	P	0	0	0	0.0	0.0	0	0	0	0	0	0	0	0	0	0	0	0	0	0	0	0	0	0	L	15-21
10/16	49ers	P	0	0	0	0.0	0.0	0	0	1	0	0	0	0	0	0	0	0	0	0	0	0	0	0	0	W	28-14
10/23	at Bengals	P	0	0	0	0.0	0.0	0	0	0	0	0	0	0	0	0	0	0	0	0	0	0	0	0	0	L	17-35
10/30	Panthers		ON INACTIVE LIST																					W	37-34+		
11/06	Chargers		ON INACTIVE LIST																					L	17-20		
11/10	at Panthers		INACTIVE																					L	15-25		
11/20	Bears		ON INACTIVE LIST																					W	27-24		
11/27	at Commanders		ON INACTIVE LIST																					L	13-19		
12/04	Steelers		ON INACTIVE LIST																					L	16-19		
12/18	at Saints		PRACTICE SQUAD																					L	18-21		
12/24	at Ravens		PRACTICE SQUAD																					L	9-17		
01/01	Cardinals		PRACTICE SQUAD																					W	20-19		
01/08	Buccaneers		PRACTICE SQUAD																					W	30-17		
2022 TOTALS		7-0	1	0	1	0.0	0.0	0	0	1	0	0	0	0	0	0	0	0	0	0	0	0	0	0	0	7-10	

+ - Overtime

ZAY MALONE
PRACTICE SQUAD WIDE RECEIVER

82

Height: 5-9
DOB: 3/6/2000 (age-23)
Experience: Rookie
With Falcons: Rookie

Weight: 180 lbs
School: Henderson State
Acquired: CFA '23
Hometown: Mound Bayou, Miss.

0ÄÄÄÄÄ

- » Played four seasons (2018-22) at Northeast Mississippi Community College (2018-20) and Henderson State University (2020-22).
- » Played in 36 games in college at NMCC and HSU, posting 175 receptions for 3,045 yards (17.3 avg.) and 23 touchdowns.
- » Played in 11 games at Henderson in 2022, totaling 67 receptions for 1,382 yards (20.6 avg.) and 15 touchdowns as a senior.
- » As a junior at Henderson in 2021, he recorded 68 receptions for 970 yards (14.3 avg.) and three touchdowns. He also added 10 kick returns for 208 yards (20.8 avg.) in 11 games played.
- » Named All-GAC Second Team in 2021.

- » Tallied over 100 all-purpose yards in five games.
- » In 2019 while played for NMCC, he totaled 27 receptions for 567 yards (21.0 avg.) and five touchdowns in nine games played.
- » As a true freshman in 2018, he notched 13 receptions for 126 yards (9.7 avg.) in five games played for NMCC.

ÆOCÇÄÄYÄ

- » Attended Lake Cormorant (Miss.) High School.
- » Born and raised in Mound Bayou, Miss.
- » Son of Marsellia and Rhonda Watson. Siblings are Marianna, Leon, Demario, Shanese, Stephanie and Kayla.
- » Majored in Sports Management.

TRANSACTIONS

- » Signed by the Atlanta Falcons as a college free agent following the 2023 NFL Draft.

SEASON IN REVIEW

ATLANTA
FALCONS



7-10

TWO THOUSAND

22



TEAM STATS

WON 7, LOST 10

ARTHUR SMITH (17 GAMES)

DATE	RESULT	OPPONENT	SCORE
09/11	L	New Orleans	70,073
09/18	L	at L.A. Rams	71,802
09/25	W	at Seattle	68,773
10/02	W	Cleveland	69,435
10/09	L	at Tampa Bay	68,299
10/16	W	San Francisco	69,313
10/23	L	at Cincinnati	66,158
10/30	W	37-34 (OT) Carolina	68,996
11/06	L	L.A. Chargers	69,299
11/10	L	at Carolina	72,029
11/17	W	Chicago	69,757
11/27	L	at Washington	53,684
12/04	L	Pittsburgh	70,325
12/18	L	at New Orleans	70,041
12/24	L	at Baltimore	70,467
01/01	W	Arizona	69,269
01/08	W	Tampa Bay	69,276

2022 TEAM STATISTICS

	ATL	OPP.							
FIRST DOWNS	330	351							
Rushing	152	136							
Passing	148	200							
Penalty	30	15							
Third Down-Made/Att	82/196	101/220							
Third Down Efficiency	41.8%	45.9%							
Fourth Down-Made/Att	9/18	7/17							
Fourth Down Efficiency	50.0%	41.2%							
TOTAL NET YARDS	5,417	6,156							
Avg. Per Game	318.6	382.1							
Total Plays	1,011	1,082							
Avg. Per Play	5.4	5.7							
NET YARDS RUSHING	2,718	2,214							
Avg. Per Game	159.9	130.2							
Total Rushes	559	500							
Avg. Per Rush	4.9	4.4							
NET YARDS PASSING	2,699	3,942							
Avg. Per Game	158.8	231.9							
Sacked/Yards Lost	37/228	21/148							
Gross Yards	2,927	4,090							
Attempts/Completions	415/257	561/372							
Pct. of Completion	61.9%	66.3%							
Had Intercepted	9	10							
PUNTS/AVERAGE	62/45.9	53/46.2							
Net Punting Average	41.2	39.1							
PUNT RETURN/AVG.	18/16.2	25/10.0							
KICKOFF RETURN/AVG.	28/22.6	21/22.4							
INTERCEPTION RETURN/AVG.	10/12.4	9/19.0							
PENALTIES/YARDS	68/594	100/804							
FUMBLES/BALL LOST	2/12	12/7							
TOUCHDOWNS	38	41							
Rushing	17	15							
Passing	17	26							
Returns	4	0							
EXTRA POINTS/ATTEMPTS	33/35	33/36							
TWO POINT CONVERSION/ATT.	3/3	4/5							
FIELD GOALS/ATTEMPTS	32/37	33/38							
AVG. TIME OF POSSESSION	29:47	30:13							
% SCORE BY PERIODS	Q1	Q2	Q3	Q4	OT	PTS			
TEAM	67	107	88	100	3	366			
OPPONENTS	88	163	59	76	0	385			
SCORING	TD	RJ	PA	RT	K-FAT	FG	2PT	S	PTS
Y. Koo	0	0	0	0	33/35	32/37	0	0	129
C. Patterson	9	8	0	1	0/0	0/0	0	0	54
T. Allgeier	4	3	1	0	0/0	0/1	0	0	26
D. London	4	0	4	0	0/0	0/0	1	0	26
M. Mariota	4	4	0	0	0/0	0/0	0	0	24
M. Pruitt	4	0	4	0	0/0	0/0	0	0	24
O. Zaccheaus	3	0	3	0	0/0	0/0	0	0	18
D. Byrd	2	0	2	0	0/0	0/0	0	0	12
L. Carter	2	0	0	2	0/0	0/0	0	0	12
K. Pitts	2	0	2	0	0/0	0/0	0	0	12
K. Hodge	1	0	1	0	0/0	0/0	1	0	8
J. Hawkins	1	0	0	1	0/0	0/0	0	0	6
C. Huntley	1	1	0	0	0/0	0/0	0	0	6
A. Williams	1	1	0	0	0/0	0/0	0	0	6
D. Alford	0	0	0	0	0/0	0/0	1	2	0
TEAM	39	17	17	4	33/35	32/37	3	1	366
OPPONENTS	41	15	26	0	33/36	33/38	4	0	385

	NO.	YDS	AVG	LONG	TD
* RUSHING					
T. Allgeier	210	1,035	4.9	44	3
C. Patterson	144	695	4.8	40	8
M. Mariota	85	438	5.2	30	4
C. Huntley	76	366	4.8	30	1
A. Williams	22	109	5.0	21	1
D. Ridder	16	64	4.0	18	0
O. Zaccheaus	2	7	3.5	13	0
K. Smith	1	2	2.0	2	0
D. Williams	2	2	1.0	2	0
F. Franks	1	0	0.0	0	0
TEAM	559	2,718	4.9	44	17
OPPONENTS	500	2,214	4.4	57	15

	TAR	NO.	YDS	AVG	LONG	TD
* RECEIVING						
D. London	117	72	866	12.0	40	4
O. Zaccheaus	61	40	533	13.3	45	3
K. Pitts	59	28	366	12.7	33	2
C. Patterson	31	21	122	5.8	16	0
D. Byrd	23	13	268	20.6	75t	2
M. Pruitt	21	16	160	9.4	29	4
K. Hodge	20	13	202	15.5	59	1
T. Allgeier	17	16	139	8.7	28	1
A. Williams	14	13	61	4.7	10	0
A. Firkser	13	9	100	11.1	22	0
P. Hesse	11	9	89	9.9	22	0
B. Edwards	5	3	15	5.0	10	0
K. Smith	2	1	8	8.0	8	0
C. Huntley	2	2	3	1.5	2	0
F. Franks	2	0	0	0.0	0	0
F. Darby	1	1	15	15.0	15	0
J. All	1	0	0	0.0	0	0
TEAM	400	257	2,927	11.4	75t	17
OPPONENTS	548	372	4,090	11.0	88t	26

	NO.	YDS	AVG	LONG	TD
* INTERCEPTIONS					
M. Walker	2	33	16.5	21	0
R. Grant	2	22	11.0	12	0
J. Hawkins	2	14	7.0	14	0
L. Carter	1	28	28.0	28t	1
I. Oliver	1	27	27.0	27	0
D. Alford	1	0	0.0	0	0
C. Hayward Jr.	1	0	0.0	0	0
TEAM	10	124	12.4	28t	1
OPPONENTS	9	171	19.0	54	0

	FUM	LST	FF	REC	TD
* FUMBLES					
D. London	3	3	0	0	0
M. Mariota	8	3	0	4	0
D. Ridder	3	2	0	0	0
A. Williams	1	1	0	0	0
C. Patterson	1	1	0	0	0
O. Zaccheaus	1	1	0	0	0
T. Graham	1	1	0	0	0
D. Dalman	1	0	0	0	0
C. Huntley	1	0	0	1	1
J. Hawkins	0	0	1	1	1
T. Allgeier	0	0	0	1	0
A. Terrell	1	0	0	0	0
K. McGary	0	0	0	1	0
TEAM	21	12	1	9	0
OPPONENTS	12	7	0	3	0

	NO.	YDS	AVG	NET	TE	IN	LG	B
* PUNTING								
B. Pnion	62	2,845	45.9	41.2	2	23	73	0
TEAM	62	2,845	45.9	41.2	2	23	73	0
OPPONENTS	53	2,446	46.2	39.1	2	19	66	1

	RET	FC	YDS	AVG	LONG	TD
* PUNT RETURNS						
A. Williams	18	19	292	16.2	56	0
TEAM	18	19	292	16.2	56	0
OPPONENTS	25	22	250	10.0	35	0

	NO.	YDS	AVG	LONG	TD
* KICKOFF RETURNS					
A. Williams	16	313	19.6	30	0
C. Patterson	9	284	31.6	103t	1
K. Smith	3	37	12.3	16	0
TEAM	28	634	22.6	103t	1
OPPONENTS	21	471	22.4	55	0

	F19	20-29	30-39	40-49	50+
* FIELD GOALS					
Y. Koo	0/0	9/9	7/7	9/10	7/11
TEAM	0/0	9/9	7/7	9/10	7/11
OPPONENTS	0/0	7/7	11/12	13/15	2/4

Y. Koo: (54G, 50G, 40G, 27G, 63B) (44W, 28G) (41G, 54G) (30G, 21G, 45G) (52WR) (-) (43G) (30G, 34G, 41G) (29G, 50WR) (33G) (40G, 53G) (47G, 58SH, 48G) (50G, 51G, 28G) (28G) (32G, 34G, 37G) (27G, 21G) (49G, 24G, 51G)
OPP: (44L) (49G, 51G) (20G) (32G, 31G, 25G) (29G, 46G) (21G, 44G) (37G, 42G, 32WL) (21G, 37G) (46G, 48G, 40G, 37G) (41G, 56CR) (30G, 45G) (46G, 48G, 49G, 33G) (21G, 55G, 27G, 21G) (38G, 36G, 43WL, 57G) (41G)

2-PI Conv: D. London 1, K. Hodge 1, T. Allgeier 1, TM 3-3, OPP 4-5

SACKS: G. Jarrett 6.0, L. Carter 4.0, A. Elibekite 2.5, R. Evans 2.0, A. Ogundiji 2.0, D. Malone 1.0, I. Oliver 1.0, M. Walker 1.0, A. Anderson 1.0, D. Alford 0.5, **TM** 2.1, **OPP** 36.0 **FUM/LOST:** M. Mariota 8/3, D. London 3/3, D. Ridder 3/2, A. Williams 1/1, T. Graham 1/1, C. Patterson 1/1, O. Zaccheaus 1/1, A. Terrell 1/0, C. Huntley 1/0, C. Huntley 1/0, **TM** 21/12, **OPP** 12/7

	PASSING	ATT	CMP	YDS	CMP%	YDS/ATT	TD	INT	INT%	LONG	SACK	LOST	RATING
M. Mariota	300	184	2,219	61.3	7.4	15	5.0	9	3.0	75t	28	195	88.2
D. Ridder	115	73	708	63.5	6.2	2	1.7	0	0.0	40	9	33	86.4
TEAM	415	257	2,927	61.9	7.1	17	4.1	9	2.2	75t	37	228	87.7
OPPONENTS	561	372	4,090	66.3	7.3	26	4.6	10	1.8	68t	21	148	95.7

STATISTICAL REVIEW

WON 7, LOST 10

ARTHUR SMITH (17 GAMES)

DATE	RESULT	OPPONENT	SCORE
09/11	L	New Orleans	70,073
09/18	L	at L.A. Rams	71,802
09/25	W	at Seattle	68,773
10/02	W	Cleveland	69,435
10/09	L	at Tampa Bay	68,299
10/16	W	San Francisco	69,313
10/23	L	at Cincinnati	66,158
10/30	W	37-34 (OT) Carolina	68,996
11/06	L	17-20 L.A. Chargers	69,299
11/10	L	15-25 at Carolina	72,029
11/17	W	27-24 Chicago	69,757
11/27	L	13-19 at Washington	53,684
12/04	L	16-19 Pittsburgh	70,325
12/18	L	18-21 at New Orleans	70,041
12/24	L	9-17 at Baltimore	70,467
01/01	W	20-19 Arizona	69,269
01/08	W	30-17 Tampa Bay	69,276

2022 TEAM STATISTICS

	ATL	OPP.
FIRST DOWNS	330	351
Rushing	152	136
Passing	148	200
Penalty	30	15
Third Down-Made/Att	82/196	101/220
Third Down Efficiency	41.8%	45.9%
Fourth Down-Made/Att	9/18	7/17
Fourth Down Efficiency	50.0%	41.2%
TOTAL NET YARDS	5,417	6,156
Avg. Per Game	318.6	382.1
Total Plays	1,011	1,082
Avg. Per Play	5.4	5.7
NET YARDS RUSHING	2,718	2,214
Avg. Per Game	169.9	139.2
Total Rushes	559	400
Avg. Per Rush	4.9	4.4
NET YARDS PASSING	2,699	3,942
Avg. Per Game	158.8	231.9
Sacked/Yards Lost	37/228	21/148
Gross Yards	2,927	4,090
Attempts/Completions	415/257	561/372
Pct. of Completion	61.9%	66.3%
Had Intercepted	9	10
PUNTS/AVERAGE	62/45.9	53/46.2
Net Punting Average	41.2	39.1
PUNT RETURN/AVG.	18/16.2	25/10.0
KICKOFF RETURN/AVG.	28/22.6	21/22.4
INTERCEPTION RETURN/AVG.	10/12.4	9/19.0
PENALTIES/YARDS	68/594	100/804
FUMBLES/BALL LOST	21/12	12/7
TOUCHDOWNS	38	41
Rushing	17	15
Passing	17	26
Returns	4	0
EXTRA POINTS/ATTEMPTS	33/35	33/36
TWO POINT CONVERSION/ATT.	3/3	4/5
FIELD GOALS/ATTEMPTS	32/37	33/38
AVG. TIME OF POSSESSION	29:47	30:13

SCORE BY PERIODS	Q1	Q2	Q3	Q4	OT	PTS
TEAM	67	107	88	100	3	365
OPPONENTS	88	163	59	76	0	386

SCORING	TD	RU	PA	RT	K-FAT	FG	2PT	S	PTS
Y. Koo	0	0	0	0	33/35	32/37	0	0	129
C. Patterson	9	8	0	1	0/0	0/0	0	0	54
T. Allgeier	4	3	1	0	0/0	0/0	1	0	26
D. London	4	0	4	0	0/0	0/0	1	0	26
M. Mariota	4	4	0	0	0/0	0/0	0	0	24
M. Pruitt	4	0	4	0	0/0	0/0	0	0	24
O. Zaccheaus	3	0	3	0	0/0	0/0	0	0	18
D. Byrd	2	0	2	0	0/0	0/0	0	0	12
L. Carter	2	0	0	2	0/0	0/0	0	0	12
K. Pitts	2	0	2	0	0/0	0/0	0	0	12
T. Allgeier	1	0	1	0	0/0	0/0	1	0	8
J. Hawkins	1	0	0	1	0/0	0/0	0	0	6
C. Huntley	1	1	0	0	0/0	0/0	0	0	6
A. Williams	1	1	0	0	0/0	0/0	0	0	6
D. Alford	0	0	0	0	0/0	0/0	0	1	2
TEAM	39	17	17	4	33/35	32/37	3	1	365
OPPONENTS	41	15	26	0	33/36	33/38	4	0	386

RUSHING	NO.	YDS	AVG	LONG	TD
T. Allgeier	210	1,035	4.9	44	3
C. Patterson	144	695	4.8	40	8
M. Mariota	85	438	5.2	30	4
C. Huntley	76	366	4.8	30	1
A. Williams	22	109	5.0	21	1
D. Ridder	16	64	4.0	18	0
O. Zaccheaus	2	7	3.5	13	0
K. Smith	1	2	2.0	2	0
D. Williams	2	2	1.0	2	0
F. Franks	1	0	0.0	0	0
TEAM	559	2,718	4.9	44	17
OPPONENTS	500	2,214	4.4	57	15

RECEIVING	TAR	NO.	YDS	AVG	LONG	TD
D. London	117	72	866	12.0	40	4
O. Zaccheaus	61	40	533	13.3	45	3
K. Pitts	59	28	366	12.7	33	2
C. Patterson	31	21	122	5.8	16	0
D. Byrd	23	13	268	20.6	75t	2
M. Pruitt	21	16	160	9.4	29	4
K. Hodge	20	13	202	15.5	59	1
T. Allgeier	17	16	139	8.7	28	1
A. Williams	14	13	61	4.7	10	0
A. Firkser	13	9	100	11.1	22	0
P. Hesse	11	9	89	9.9	22	0
B. Edwards	5	3	15	5.0	10	0
K. Smith	2	1	8	8.0	8	0
C. Huntley	2	2	3	1.5	2	0
F. Franks	2	0	0	0.0	0	0
F. Darby	1	1	15	15.0	15	0
J. All	1	0	0	0.0	0	0
TEAM	400	257	2,927	11.4	75t	17
OPPONENTS	548	372	4,090	11.0	88t	26

INTERCEPTIONS	NO.	YDS	AVG	LONG	TD
M. Walker	2	33	16.5	21	0
R. Grant	2	22	11.0	12	0
J. Hawkins	2	14	7.0	14	0
L. Carter	1	28	28.0	28t	1
I. Oliver	1	27	27.0	27	0
D. Alford	1	0	0.0	0	0
C. Hayward Jr.	1	0	0.0	0	0
TEAM	10	124	12.4	28t	1
OPPONENTS	9	171	19.0	54	0

FUMBLES	FUM	LST	FF	REC	TD
D. London	3	3	0	0	0
M. Mariota	8	3	0	4	0
D. Ridder	3	2	0	0	0
A. Williams	1	1	0	0	0
C. Patterson	1	1	0	0	0
O. Zaccheaus	1	1	0	0	0
T. Graham	1	1	0	0	0
D. Dalman	1	0	0	0	0
C. Huntley	1	0	0	1	0
J. Hawkins	0	0	1	1	1
T. Allgeier	0	0	0	1	0
A. Terrell	1	0	0	0	0
K. McGary	0	0	0	1	0
TEAM	21	12	1	9	1
OPPONENTS	12	7	0	3	0

PUNTING	NO.	YDS	AVG	NET	TE	IN	LG	B
B. Pnion	62	2,845	45.9	41.2	2	23	73	0
TEAM	62	2,845	45.9	41.2	2	23	73	0
OPPONENTS	53	2,446	46.2	39.1	2	19	66	1

PUNT RETURNS	RET	FC	YDS	AVG	LONG	TD
A. Williams	18	19	292	16.2	56	0
TEAM	18	19	292	16.2	56	0
OPPONENTS	25	22	250	10.0	35	0

KICKOFF RETURNS	NO.	YDS	AVG	LONG	TD
A. Williams	16	313	19.6	30	0
C. Patterson	9	284	31.6	103t	1
K. Smith	3	37	12.3	16	0
TEAM	28	634	22.6	103t	1
OPPONENTS	21	471	22.4	55	0

FIELD GOALS	1-19	20-29	30-39	40-49	50+
Y. Koo	0/0	9/9	7/7	9/10	7/11
TEAM	0/0	9/9	7/7	9/10	7/11
OPPONENTS	0/0	7/7	11/12	13/15	2/4

Y. Koo: (54g, 50g, 40g, 27g, 63B) (44W, 28G) (41g, 54G) (30g, 21g, 45G) (52WR) (-) (43G) (30g, 34g, 41G) (29G, 50WR) (33G) (40G, 53G) (47g, 58SH, 48G) (50G, 51G, 28G) (28G) (32g, 34G, 37G) (27G, 21G) (49G, 24G, 51G)
OPP: (44L) (49G, 51G) (20G) (32G, 31G, 25G) (29G, 46G) (21G, 44G) (37g, 42G, 32WL) (21G, 37G) (46G, 48G, 40G, 37G) (41G, 56CR) (30G, 45G) (46G, 48G, 49G, 33G) (21G, 55g, 27G, 21G) (38G, 36g, 43WL, 57G) (41G)

2-PI Conv: D. London 1, K. Hodge 1, T. Allgeier 1, TM 3-3, OPP 4-5

SACKS: G. Jarrett 6.0, L. Carter 4.0, A. Elibekite 2.5, R. Evans 2.0, A. Ogundiji 2.0, D. Malone 1.0, I. Oliver 1.0, M. Walker 1.0, A. Anderson 1.0, D. Alford 0.5, **TM** 21.1, **OPP** 36.0 **FUM/LOST:** M. Mariota 8/3, D. London 3/3, D. Ridder 3/2, A. Williams 1/1, T. Graham 1/1, C. Patterson 1/1, O. Zaccheaus 1/1, A. Terrell 1/0, C. Huntley 1/0, C. Huntley 1/0, **OPP** 12/7

PASSING	ATT	CMP	YDS	CMP%	YDS/ATT	TD	TD%	INT	INT%	LONG	SACK	LOST	RATING
M. Mariota	300	184	2,219	61.3	7.4	15	5.0	9	3.0	75t	28	195	88.2
D. Ridder	115	73	708	63.5	6.2	2	1.7	0	0.0	40	9	33	86.4
TEAM	415	257	2,927	61.9	7.1	17	4.1	9	2.2	75t	37	228	87.7
OPPONENTS	561	372	4,090	66.3	7.3	26	4.6	10	1.8	68t	21	148	95.7

STATISTICAL REVIEW

TWO-POINT CONVERSIONS

FALCONS TOTAL	3-3
OPP TOTAL	4-5

FALCONS INDIVIDUAL SINGLE-GAME BESTS

Points	18	Marcus Mariota	vs. 49ers	10/16
		Marcus Mariota	vs. Panthers	10/30
Touchdowns	2	Cordarrelle Patterson	vs. Chargers	11/06
Passes Attempted	33	Desmond Ridder	at Ravens	12/24
		Marcus Mariota	vs. Saints	09/11
Passes Completed	22	Desmond Ridder	at Ravens	12/24
Completion Percentage	92.8	Marcus Mariota	vs. 49ers	10/16
Passing Yards	253	Marcus Mariota	vs. Panthers	10/30
Yards Per Attempt	11.5	Marcus Mariota	at Seahawks	09/25
Touchdown Passes	3	Marcus Mariota	vs. Panthers	10/30
Pass Receptions	8	Drake London	at Rams	09/18
Receiving Yards	120	Drake London	vs. Buccaneers	01/08
Touchdown Receptions	1	MyCole Pruitt	vs. Buccaneers	01/08
		Olamide Zaccheaus	vs. Buccaneers	01/08
		MyCole Pruitt	vs. Steelers	12/04
		MyCole Pruitt	at Commanders	11/27
		Drake London	vs. Bears	11/20
		KhaDarel Hodge	at Panthers	11/10
		Drake London	at Panthers	11/10
		Tyler Allgeier	vs. Panthers	10/30
		Damiere Byrd	vs. Panthers	10/30
		Kyle Pitts	vs. Panthers	10/30
		Damiere Byrd	at Bengals	10/23
		Kyle Pitts	vs. 49ers	10/16
		MyCole Pruitt	vs. 49ers	10/16
		Olamide Zaccheaus	at Buccaneers	10/09
		Drake London	at Seahawks	09/25
		Drake London	at Rams	09/18
		Olamide Zaccheaus	at Rams	09/18
Rushing Yards	141	Cordarrelle Patterson	at Seahawks	09/25
Rushing Attempts	24	Tyler Allgeier	vs. Buccaneers	01/08

2022 DEFENSIVE STATISTICS

PLAYER	SOLO	ASST	TOTAL	TFL	SACKS	YDS.	PRFR	FFINT.	YDS.	PD
R. Evans	86	73	159	6	2.0/17.0	3	2	1	0/0	4
R. Grant	89	53	122	3	0.0/0.0	1	1	1	2/22	7
M. Walker	56	51	107	4	1.0/9.0	1	0	1	2/33	6
J. Hawkins	43	39	82	0	0.0/0.0	1	1	1	2/14	6
T. Andersen	35	27	62	3	0.0/0.0	3	0	1	0/0	1
G. Jarrett	30	31	61	12	6.0/50.0	17	0	0	0/0	3
L. Carter	29	29	58	6	4.0/26.0	12	1	0	1/28	2
A. Terrell	36	11	47	1	0.0/0.0	0	1	0	0/0	9
D. Hall	28	16	44	1	0.0/0.0	0	1	1	0/0	3
A. Ogundej	19	23	42	3	2.0/2.0	2	1	0	0/0	0
A. Anderson	15	25	40	2	1.0/6.0	1	0	0	0/0	1
I. Oliver	24	12	36	3	1.0/7.0	2	0	0	1/27	7
T. Graham	15	19	34	1	0.0/0.0	8	1	0	0/0	0
C. Armstrong	22	11	33	0	0.0/0.0	0	0	0	0/0	7
A. Ebiketie	21	9	30	3	2.5/18.5	11	0	2	0/0	2
T. Horne	13	14	27	0	0.0/0.0	1	0	0	0/0	1
D. Alford	18	7	25	1	0.5/3.5	1	0	0	1/0	7
D. Malone	16	8	24	4	1.0/9.0	2	0	0	0/0	0
C. Hayward Jr.	14	3	17	0	0.0/0.0	0	0	0	1/0	3
J. Dalton	8	5	13	1	0.0/0.0	0	0	0	0/0	0
M. Dickerson	3	9	12	1	0.0/0.0	1	0	0	0/0	0
J. Johnson	7	3	10	0	0.0/0.0	1	0	0	0/0	0
M. Ford	3	5	8	1	0.0/0.0	1	0	0	0/0	0
D. Marlowe	6	1	7	0	0.0/0.0	0	0	0	0/0	0
E. Harris	4	3	7	0	0.0/0.0	0	0	0	0/0	0
A. Rush	3	4	7	0	0.0/0.0	0	0	0	0/0	0
R. Fenton	3	1	4	0	0.0/0.0	0	0	0	0/0	0
Q. Bell	2	1	3	1	0.0/0.0	0	0	0	0/0	0
N. Landman	0	1	1	0	0.0/0.0	1	0	0	0/0	0
TOTALS	628	494	1122	57	21.0/148.0	69	8	8	10/124	69

2022 SPECIAL TEAMS STATISTICS

	SOLO	ASST	TOTAL	SMITH, KEITH	2	1	3
Hodge, KhaDarel	7	2	9	Williams, Avery	0	3	3
Andersen, Troy	5	2	7	Hawkins, Jaylinn	2	0	2
Ford, Mike	4	3	7	Allgeier, Tyler	1	0	1
Kwiatkoski, Nick	3	4	7	Franks, Feleipe	1	0	1
Harris, Erik	3	3	6	Grant, Richie	1	0	1
Malone, DeAngelo	2	3	5	Hall, Darren	1	0	1
Marlowe, Dean	1	3	4	Oliver, Isaiah	1	0	1
McCullough, Liam	1	2	3	TOTALS	35	26	61

DEFENSIVE AND SPECIAL TEAMS BIG PLAYS

TD (2): Lorenzo Carter, 28-yard INT	CAROLINA (10/30)
Cordarrelle Patterson, 103-yard KR	CHICAGO (11/20)
S (1): Dee Alford ()	at L.A. Rams (9/18)

2022 RANKINGS BY YARDAGE

	OFFENSE		DEFENSE		
	NFC	NFL	Rushing	NFC	NFL
Rushing	T-1	T-1	Rushing	T-1	T-1
Passing	T-1	T-1	Passing	T-1	T-1
Total	--	T-1	Total	--	T-1

STATISTICAL REVIEW

Rushing Average	9.9	Tyler Allgeier	vs. Chargers	11/06
Rushing Touchdowns	2	Cordarrelle Patterson	vs. Chargers	11/06
Yards From Scrimmage	153	Cordarrelle Patterson	at Seahawks	09/25
Combined Net Yards	206	Cordarrelle Patterson	vs. Bears	11/20
Interceptions Made	1	Mykal Walker	at Commanders	11/27
		Jaylinn Hawkins	vs. Bears	11/20
		Richie Grant	vs. Chargers	11/06
		Lorenzo Carter	vs. Panthers	10/30
		Jaylinn Hawkins	vs. 49ers	10/16
		Isaiah Oliver	vs. 49ers	10/16
		Dee Alford	vs. Browns	10/02
		Richie Grant	at Seahawks	09/25
		Casey Hayward Jr.	at Rams	09/18
		Mykal Walker	at Rams	09/18
INT Return Yards	28	Lorenzo Carter	vs. Panthers	10/30
Tackles	15	Rashaan Evans	vs. Steelers	12/04
Sacks	1.5	Grady Jarrett	vs. Saints	09/11
Punts	6	Bradley Pinion	at Bengals	10/23
		Bradley Pinion	at Buccaneers	10/09
Punts Inside the 20	3	Bradley Pinion	at Saints	12/18
		Bradley Pinion	vs. Steelers	12/04
		Bradley Pinion	vs. 49ers	10/16
		Bradley Pinion	at Buccaneers	10/09
Punting Average	73.0	Bradley Pinion	at Seahawks	09/25
Punt Returns	3	Avery Williams	vs. Bears	11/20
		Avery Williams	vs. Saints	09/11
Punt Return Yards	64	Avery Williams	at Bengals	10/23
Kickoff Returns	4	Avery Williams	vs. Panthers	10/30
Kickoff Return Yards	147	Cordarrelle Patterson	vs. Bears	11/20
Field Goals Attempted	5	Youngbwoe Koo	vs. Saints	09/11
Field Goals Made	4	Youngbwoe Koo	vs. Saints	09/11

FALCONS LONGEST PLAYS

Run From Scrimmage	44	Tyler Allgeier	vs. Chargers	11/06
---------------------------	----	----------------	--------------	-------

STATISTICAL REVIEW

Touchdown Run	17	Cordarrelle Patterson	at Seahawks	09/25
Passing Long	75	Marcus Mariota	at Bengals	10/23
Touchdown Pass Long	75	Marcus Mariota	at Bengals	10/23
Pass Reception	75	Damiere Byrd	at Bengals	10/23
Touchdown Reception	75	Damiere Byrd	at Bengals	10/23
Interception Return	28	Lorenzo Carter	vs. Panthers	10/30
Longest INT Return for TD	28	Lorenzo Carter	vs. Panthers	10/30
Kickoff Return	103	Cordarrelle Patterson	vs. Bears	11/20
Punt	73	Bradley Pinion	at Seahawks	09/25
Field Goal	54	Younghoe Koo	at Seahawks	09/25
		Younghoe Koo	vs. Saints	09/11
Field Goal Attempt	63	Younghoe Koo	vs. Saints	09/11

GAME SUMMARIES

WEEK 1

Weekend Best Starters



27-26



New Orleans Saints

PASSING	ATT	CP	YDS	SK/YD	TD	LG	INT	RTG
Jameis Winston	34	23	269	4/35	2	40	0	111.0
TOTAL	34	23	269	4/35	2	40	0	111.0

RUSHING	ATT	YDS	AVG	LG	TD
Taysom Hill	4	81	20.3	57	1
Alvin Kamara	9	39	4.3	15	0
Mark Ingram II	4	22	5.5	7	0
Jameis Winston	2	9	4.5	6	0
TOTAL	19	151	7.9	57	1

RECEIVING	NO	YDS	AVG	LG	TD
Jarvis Landry	7	114	16.3	40	0
Michael Thomas	5	57	11.4	21	2
Chris Olave	3	41	13.7	20	0
Alvin Kamara	3	7	2.3	15	0
Juwan Johnson	2	43	21.5	26	0
Deonte Harty	1	4	4.0	4	0
Taysom Hill	1	2	2.0	2	0
Mark Ingram II	1	1	1.0	1	0
TOTAL	23	269	11.7	40	2

TOP DEFENSE	TOT	SOLO	AST	SCK	YDS	INT
Pete Werner	12	11	1	0.0	0.0	0
Marcus Maye	9	8	1	0.0	0.0	0
Cameron Jordan	7	5	2	0.0	0.0	0

FIELD GOALS	FGM/FGA	PERCENT	RESULTS
Wil Lutz	2-3	66.7	44LU, 49G, 51G
TOTAL	2-3	66.0	

Atlanta Falcons

PASSING	ATT	CP	YDS	SK/YD	TD	LG	INT	RTG
Marcus Mariota	33	20	215	0/0	0	31	0	79.7
TOTAL	33	20	215	0/0	0	31	0	79.7

RUSHING	ATT	YDS	AVG	LG	TD
Cordarrelle Patterson	22	120	5.5	15	1
Marcus Mariota	12	72	6.0	16	1
Avery Williams	2	7	3.5	5	0
Damien Williams	2	2	1.0	2	0
TOTAL	38	201	5.3	16	2

RECEIVING	NO	YDS	AVG	LG	TD
Drake London	5	74	14.8	31	0
Olamide Zaccheaus	4	49	12.3	22	0
KhaDarel Hodge	3	38	12.7	18	0
Cordarrelle Patterson	3	16	5.3	10	0
Kyle Pitts	2	19	9.5	11	0
Avery Williams	1	8	8.0	8	0
Anthony Firkser	1	6	6.0	6	0
Parker Hesse	1	5	5.0	5	0
TOTAL	20	215	10.8	31	0

TOP DEFENSE	TOT	SOLO	AST	SCK	YDS	INT
Richie Grant	10	4	6	0.0	0.0	0
Jaylinn Hawkins	6	5	1	0.0	0.0	0
Mykal Walker	6	4	2	1.0	9.0	0

FIELD GOALS	FGM/FGA	PERCENT	RESULTS
Youngbue Koo	4-5	80.0	54G, 50G, 40G, 27G, 63B
TOTAL	4-5	80.0	

Scoring Drives

TEAM	QTR	TIME	SCORING PLAY	NO	ATL
Falcons	1	10:40	Y. Koo 54 yd. Field Goal (10-40, 4:20)	0	3
Saints	1	05:44	T. Hill 11 yd. run (W. Lutz kick) (5-77, 2:02)	6	3
Falcons	2	12:12	C. Patterson 5 yd. run (Y. Koo kick) (9-66, 5:30)	7	10
Falcons	2	01:06	Y. Koo 50 yd. Field Goal (7-50, 2:41)	7	13
Falcons	2	00:00	Y. Koo 40 yd. Field Goal (4-39, 0:23)	7	16
Saints	3	09:15	W. Lutz 49 yd. Field Goal (11-44, 5:45)	10	16
Falcons	3	06:49	M. Mariota 2 yd. run (Y. Koo kick) (5-75, 2:26)	10	23
Falcons	4	12:41	Y. Koo 27 yd. Field Goal (9-41, 4:00)	10	26
Saints	4	11:12	M. Thomas 3 yd. pass from J. Winston (J. Winston-C. Olave pass) (4-75, 1:29)	18	26
Saints	4	03:38	M. Thomas 9 yd. pass from J. Winston (run failed) (8-86, 3:27)	24	26
Saints	4	00:19	W. Lutz 51 yd. Field Goal (5-47, 0:29)	27	26

GAME SUMMARIES

WEEK 2

SoFi Stadium



31-27



Los Angeles Rams

PASSING	ATT	CP	YDS	SK/YD	TD	LG	INT	RTG
Matthew Stafford	36	27	272	1/0	3	29	2	100.7
TOTAL	36	27	272	1/0	3	29	2	100.7

RUSHING	ATT	YDS	AVG	LG	TD
Darrell Henderson Jr.	10	47	4.7	13	1
Cam Akers	15	44	2.9	8	0
Brandon Powell	1	-26	-26.0	-26	0
TOTAL	26	65	2.5	13	1

RECEIVING	NO	YDS	AVG	LG	TD
Cooper Kupp	11	108	9.8	20	2
Tyler Higbee	7	71	10.1	18	0
Allen Robinson II	4	53	13.3	29	1
Cam Akers	2	18	9.0	10	0
Ben Skowronek	2	16	8.0	8	0
Brandon Powell	1	6	6.0	6	0
TOTAL	27	272	10.1	29	3

TOP DEFENSE	TOT	SOLO	AST	SCK	YDS	INT
Ernest Jones	12	5	7	0.0	0.0	0
Jordan Fuller	8	6	2	0.0	0.0	0
Bobby Wagner	7	3	4	1.0	7.0	0

FIELD GOALS	FGM/FGA	PERCENT	RESULTS
Matt Gay	1-1	100.0	20G
TOTAL	1-1	100.0	

Atlanta Falcons

PASSING	ATT	CP	YDS	SK/YD	TD	LG	INT	RTG
Marcus Mariota	26	17	196	3/25	2	39	2	81.6
TOTAL	26	17	196	3/25	2	39	2	81.6

RUSHING	ATT	YDS	AVG	LG	TD
Cordarrelle Patterson	10	41	4.1	11	0
Tyler Allgeier	10	30	3.0	9	0
Marcus Mariota	6	16	2.7	10	0
Caleb Huntley	1	3	3.0	3	0
TOTAL	27	90	3.3	11	0

RECEIVING	NO	YDS	AVG	LG	TD
Drake London	8	86	10.8	22	1
KhaDarel Hodge	2	57	28.5	39	0
Olamide Zaccheaus	2	21	10.5	11t	1
Kyle Pitts	2	19	9.5	13	0
Avery Williams	1	6	6.0	6	0
Parker Hesse	1	5	5.0	5	0
Bryan Edwards	1	2	2.0	2	0
TOTAL	17	196	11.5	39	2

TOP DEFENSE	TOT	SOLO	AST	SCK	YDS	INT
A.J. Terrell	9	6	3	0.0	0.0	0
Mykal Walker	7	5	2	0.0	0.0	1
Rashaan Evans	7	1	6	0.0	0.0	0

FIELD GOALS	FGM/FGA	PERCENT	RESULTS
Youngbwoe Koo	1-2	50.0	44WL, 26G
TOTAL	1-2	50.0	

Scoring Drives

TEAM	QTR	TIME	SCORING PLAY	ATL	LAR
Rams	1	01:44	A.I.Robinson 1 yd. pass from M.Stafford (M.Gay kick) (9-66, 5:10)	0	7
Rams	2	09:30	D.Henderson 8 yd. run (M.Gay kick) (8-50, 4:41)	0	14
Falcons	2	02:44	Y.Koo 26 yd. Field Goal (11-67, 6:46)	3	14
Rams	2	00:14	C.Kupp 3 yd. pass from M.Stafford (M.Gay kick) (3-9, 0:14)	3	21
Rams	3	09:22	C.Kupp 10 yd. pass from M.Stafford (M.Gay kick) (10-75, 5:38)	3	28
Falcons	3	03:20	D.London 4 yd. pass from M.Mariota (Y.Koo kick) (5-20, 3:03)	10	28
Rams	4	12:13	M.Gay 20 yd. Field Goal (13-78, 8:07)	10	31
Falcons	4	08:14	O.Zaccheaus 11 yd. pass from M.Mariota (Y.Koo kick) (8-72, 3:59)	17	31
Falcons	4	04:57	L.Carter 26 yd. return of blocked punt (M.Mariota-D.London pass)	25	31
Falcons	4	00:06	B.Powell OB in end zone, forced by D.Alford, for a Safety	27	31

GAME SUMMARIES

WEEK 3

James Field



27-23



Atlanta Falcons

PASSING	ATT	CP	YDS	SK/YD	TD	LG	INT	RTG
Marcus Mariota	20	13	229	3/22	1	30	1	99.8
TOTAL	20	13	229	3/22	1	30	1	99.8

RUSHING	ATT	YDS	AVG	LG	TD
Cordarrelle Patterson	17	141	8.3	40	1
Tyler Allgeier	6	25	4.2	7	0
Avery Williams	1	9	9.0	9	0
Marcus Mariota	7	4	0.6	6	1
TOTAL	31	179	5.8	40	2

RECEIVING	NO	YDS	AVG	LG	TD
Kyle Pitts	5	87	17.4	28	0
Drake London	3	54	18.0	30	1
Clamide Zacheaus	2	49	24.5	26	0
Anthony Firkser	1	22	22.0	22	0
Cordarrelle Patterson	1	12	12.0	12	0
Tyler Allgeier	1	5	5.0	5	0
TOTAL	13	229	17.6	30	1

TOP DEFENSE	TOT	SOLO	AST	SCK	YDS	INT
Rashaan Evans	12	9	3	0.0	0.0	0
Mykal Walker	9	8	1	0.0	0.0	0
Richie Grant	7	6	1	0.0	0.0	1

FIELD GOALS	FGM/FGA	PERCENT	RESULTS
Younghoe Koo	2-2	100.0	41G, 54G
TOTAL	2-2	100.0	

Seattle Seahawks

PASSING	ATT	CP	YDS	SK/YD	TD	LG	INT	RTG
Geno Smith	44	32	325	2/17	2	36	1	99.1
TOTAL	44	32	325	2/17	2	36	1	99.1

RUSHING	ATT	YDS	AVG	LG	TD
Rashaad Penny	14	66	4.7	14	0
DeeJay Dallas	3	21	7.0	16	0
Kenneth Walker III	3	19	6.3	21	0
Travis Homer	1	7	7.0	7	0
Geno Smith	2	-1	-0.5	2	0
TOTAL	23	112	4.9	21	0

RECEIVING	NO	YDS	AVG	LG	TD
Tyler Lockett	9	76	8.4	20	0
DK Metcalf	5	64	12.8	18t	1
Noah Fant	4	27	6.8	16	0
Will Dissly	3	34	11.3	18t	1
Kenneth Walker III	3	14	4.7	6	0
Colby Parkinson	2	44	22.0	36	0
Marquise Goodwin	2	31	15.5	23	0
DeeJay Dallas	2	17	8.5	10	0
Penny Hart	1	15	15.0	15	0
Rashaad Penny	1	3	3.0	3	0
TOTAL	32	325	10.2	36	2

TOP DEFENSE	TOT	SOLO	AST	SCK	YDS	INT
Jordyn Brooks	9	6	3	0.0	0.0	0
Josh Jones	6	6	0	0.0	0.0	0
Cody Barton	6	3	3	0.0	0.0	0

FIELD GOALS	FGM/FGA	PERCENT	RESULTS
Jason Myers	3-3	100.0	32G, 31G, 25G
TOTAL	3-3	100.0	

Scoring Drives

TEAM	QTR	TIME	SCORING PLAY	ATL	SEA
Seahawks	1	10:19	J.Myers 32 yd. Field Goal (11-61, 4:41)	0	3
Falcons	1	07:10	M.Mariota 1 yd. run (Y.Koo kick) (7-75, 3:09)	7	3
Seahawks	1	04:12	W.Dissly 18 yd. pass from G.Smith (J.Myers kick) (6-74, 2:58)	7	10
Falcons	1	00:07	Y.Koo 41 yd. Field Goal (9-52, 4:05)	10	10
Falcons	2	08:12	C.Patterson 17 yd. run (Y.Koo kick) (9-89, 5:31)	17	10
Seahawks	2	03:58	D.Metcalf 18 yd. pass from G.Smith (J.Myers kick) (9-75, 4:14)	17	17
Seahawks	2	00:05	J.Myers 31 yd. Field Goal (12-67, 2:58)	17	20
Falcons	3	10:00	Y.Koo 54 yd. Field Goal (9-39, 5:00)	20	20
Seahawks	3	03:11	J.Myers 25 yd. Field Goal (13-68, 6:49)	20	23
Falcons	3	00:35	D.London 14 yd. pass from M.Mariota (Y.Koo kick) (5-75, 2:36)	27	23

GAME SUMMARIES

WEEK 4

Weekend Best Starters



23-20



Atlanta Falcons

PASSING	ATT	CP	YDS	SK/YD	TD	LG	INT	RTG
Marcus Mariota	18	7	139	1/8	0	42	1	41.3
TOTAL	19	7	139	1/8	0	42	1	41.3

RUSHING	ATT	YDS	AVG	LG	TD
Tyler Allgeier	10	84	8.4	42	0
Caleb Huntley	10	66	6.6	14	1
Cordarrelle Patterson	9	38	4.2	13t	1
Avery Williams	1	21	21.0	21	0
Marcus Mariota	5	3	0.6	8	0
TOTAL	35	202	5.8	42	2

RECEIVING	NO	YDS	AVG	LG	TD
Clamade	2	55	27.5	42	0
Zacchaeus	2	17	8.5	10	0
Kyle Pitts	1	25	25.0	25	0
Parker Hesse	1	22	22.0	22	0
Tyler Allgeier	1	20	20.0	20	0
TOTAL	7	139	19.9	42	0

TOP DEFENSE	TOT	SOLO	AST	SCK	YDS	INT
Mykal Walker	11	8	3	0.0	0.0	0
Rashaan Evans	10	5	5	0.0	0.0	0
Lorenzo Carter	7	5	2	0.0	0.0	0

FIELD GOALS	FGM/FGA	PERCENT	RESULTS
Youngsoo Koo	3/3	100.0	30.3, 21.6, 43.5
TOTAL	3-3	100.0	

Cleveland Browns

PASSING	ATT	CP	YDS	SK/YD	TD	LG	INT	RTG
Jacoby Brissett	35	21	234	1/8	0	42	1	68.0
TOTAL	35	21	234	1/8	0	42	1	68.0

RUSHING	ATT	YDS	AVG	LG	TD
Nick Chubb	19	118	6.2	28t	1
Kareem Hunt	10	49	4.9	20	0
Jacoby Brissett	5	16	3.2	5	1
David Njoku	1	-6	-6.0	-6	0
TOTAL	35	177	5.1	28t	2

RECEIVING	NO	YDS	AVG	LG	TD
David Njoku	5	73	14.6	25	0
Donovan Peoples-Jones	5	71	14.2	42	0
Harrison Bryant	4	18	4.5	8	0
David Bell	2	35	17.5	20	0
Kareem Hunt	2	19	9.5	11	0
Nick Chubb	2	9	4.5	9	0
Amari Cooper	1	9	9.0	9	0
TOTAL	21	234	11.1	42	0

TOP DEFENSE	TOT	SOLO	AST	SCK	YDS	INT
Jacob Phillips	7	5	1	0.0	0.0	0
Jeremiah Owusu-Koramoah	7	4	3	0.0	0.0	0
John Johnson III	5	4	1	0.0	0.0	0

FIELD GOALS	FGM/FGA	PERCENT	RESULTS
Gaston Yon	2/2	100.0	23.5, 45.5
TOTAL	2-2	100.0	

Scoring Drives

TEAM	QTR	TIME	SCORING PLAY	CLE	ATL
Falcons	1	03:36	Y.Koo 30 yd. Field Goal (14-84, 6:43)	0	3
Falcons	1	01:20	C.Patterson 13 yd. run (Y.Koo kick) (3-31, 1:32)	0	10
Browns	2	07:35	J.Brissett 4 yd. run (C.York kick) (16-75, 8:45)	7	10
Browns	2	00:07	C.York 29 yd. Field Goal (13-89, 8:24)	10	10
Browns	3	03:06	C.York 45 yd. Field Goal (7-18, 3:51)	13	10
Falcons	4	12:51	C.Huntley 5 yd. run (Y.Koo kick) (10-75, 5:15)	13	17
Browns	4	09:51	N.Chubb 28 yd. run (C.York kick) (6-75, 3:00)	20	17
Falcons	4	07:19	Y.Koo 21 yd. Field Goal (7-73, 2:32)	20	20
Falcons	4	02:28	Y.Koo 45 yd. Field Goal (6-64, 1:07)	20	23

GAME SUMMARIES

WEEK 5

Raymond James Stadium



21-15



Tampa Bay Buccaneers

PASSING	ATT	CP	YDS	SK/YD	TD	LG	INT	RTG
Tom Brady	52	35	351	0/0	1	40	0	92.7
TOTAL	52	35	351	0/0	1	40	0	92.7

RUSHING	ATT	YDS	AVG	LG	TD
Leonard Fournette	14	56	4.0	14	1
Rachaad White	5	14	2.8	7	0
Chris Godwin	1	2	2.0	2	0
Tom Brady	3	-3	-1.0	-1	0
TOTAL	23	69	3.0	14	1

RECEIVING	NO	YDS	AVG	LG	TD
Leonard Fournette	10	83	8.3	21	1
Chris Godwin	6	61	10.2	20	0
Cade Otton	6	43	7.2	12	0
Mike Evans	4	81	20.3	40	0
Scotty Miller	4	35	8.8	12	0
Rachaad White	3	28	9.3	12	0
Russell Gage Jr.	2	20	10.0	14	0
TOTAL	35	351	10.0	40	1

TOP DEFENSE	TOT	SOLO	AST	SCK	YDS	INT
Antoine Winfield Jr.	8	7	1	1.0	9.0	0
Shaquil Barrett	5	3	2	0.0	0.0	0
Deadrin Senat	5	3	2	1.0	6.0	0

FIELD GOALS	FGM/FGA	PERCENT	RESULTS
Ryan Succop	2-2	100.0	21G, 44G
TOTAL	2-2	100.0	

Atlanta Falcons

PASSING	ATT	CP	YDS	SK/YD	TD	LG	INT	RTG
Marcus Mariota	25	14	147	5/37	1	20	0	86.6
TOTAL	25	14	147	5/37	1	20	0	86.6

RUSHING	ATT	YDS	AVG	LG	TD
Marcus Mariota	7	61	8.7	23	0
Tyler Allgeier	13	45	3.5	17	0
Caleb Huntley	8	34	4.3	22	0
Avery Williams	3	11	3.7	8t	1
TOTAL	31	151	4.9	23	1

RECEIVING	NO	YDS	AVG	LG	TD
Drake London	4	35	8.8	15	0
KhaDarel Hodge	3	33	11.0	13	0
Olamide Zaccheaus	2	39	19.5	20	1
Avery Williams	2	10	5.0	10	0
Anthony Firkser	1	11	11.0	11	0
Bryan Edwards	1	10	10.0	10	0
Parker Hesse	1	9	9.0	9	0
TOTAL	14	147	10.5	20	1

TOP DEFENSE	TOT	SOLO	AST	SCK	YDS	INT
Mykal Walker	11	6	5	0.0	0.0	0
Jaylinn Hawkins	10	7	3	0.0	0.0	0
Richie Grant	7	6	1	0.0	0.0	0

FIELD GOALS	FGM/FGA	PERCENT	RESULTS
YoungHoe Koo	0-1	0.0	52WR
TOTAL	0-1	0.0	

Scoring Drives

TEAM	QTR	TIME	SCORING PLAY	ATL	TB
Buccaneers	2	09:31	L.Fournette 1 yd. run (R.Succop kick) (13-88, 5:21)	0	7
Buccaneers	2	01:18	R.Succop 21 yd. Field Goal (13-84, 4:25)	0	10
Buccaneers	2	00:00	R.Succop 44 yd. Field Goal (4-32, 0:20)	0	13
Buccaneers	3	06:09	L.Fournette 1 yd. pass from T.Brady (T.Brady-R.Gage pass) (11-74, 4:19)	0	21
Falcons	4	13:39	A.Williams 8 yd. run (Y.Koo kick) (6-43, 3:04)	7	21
Falcons	4	04:38	O.Zaccheaus 19 yd. pass from M.Mariota (M.Mariota-K.Hodge pass) (12-70, 5:11)	15	21

GAME SUMMARIES

WEEK 6

Weekend Best Starters



28-14



Atlanta Falcons

PASSING	ATT	CP	YDS	SK/YD	TD	LG	INT	RTG
Marcus Mariota	14	13	129	2/8	2	37	0	144.6
TOTAL	14	13	129	2/8	2	37	0	144.6

RUSHING	ATT	YDS	AVG	LG	TD
Caleb Huntley	16	59	3.7	16	0
Tyler Allgeier	15	51	3.4	8	0
Marcus Mariota	6	50	8.3	20	1
Avery Williams	2	6	3.0	3	0
Keith Smith	1	2	2.0	2	0
TOTAL	40	168	4.2	20	1

RECEIVING	NO	YDS	AVG	LG	TD
Olamide Zaccheaus	4	58	14.5	37	0
Drake London	3	40	13.3	20	0
Kyle Pitts	3	19	6.3	7t	1
Keith Smith	1	8	8.0	8	0
MyCole Pruitt	1	2	2.0	2t	1
Avery Williams	1	2	2.0	2	0
TOTAL	13	129	9.9	37	2

TOP DEFENSE	TOT	SOLO	AST	SCK	YDS	INT
Troy Andersen	12	6	6	0.0	0.0	0
Rashaan Evans	11	6	5	0.0	0.0	0
Richie Grant	6	5	1	0.0	0.0	0

FIELD GOALS	FGM/FGA	PERCENT	RESULTS
			No Field Goals

San Francisco 49ers

PASSING	ATT	CP	YDS	SK/YD	TD	LG	INT	RTG
Jimmy Garoppolo	41	29	296	0/0	2	27	2	87.0
TOTAL	41	29	296	0/0	2	27	2	87.0

RUSHING	ATT	YDS	AVG	LG	TD
Jeff Wilson Jr.	7	25	3.6	9	0
Jimmy Garoppolo	3	11	3.7	6	0
Deebo Samuel	2	11	5.5	7	0
Tevin Coleman	4	3	0.8	5	0
TOTAL	16	50	3.1	9	0

RECEIVING	NO	YDS	AVG	LG	TD
Brandon Aiyuk	8	83	10.4	14t	2
George Kittle	8	83	10.4	19	0
Deebo Samuel	7	79	11.3	27	0
Kyle Juszczyk	4	33	8.3	10	0
Jauan Jennings	2	18	9.0	9	0
TOTAL	29	296	10.2	27	2

TOP DEFENSE	TOT	SOLO	AST	SCK	YDS	INT
Fred Warner	10	8	2	0.0	0.0	0
Samson Ebukam	9	6	3	0.0	0.0	0
Tashaun Gipson Sr.	9	6	3	0.0	0.0	0

FIELD GOALS	FGM/FGA	PERCENT	RESULTS
			No Field Goals

Scoring Drives

TEAM	QTR	TIME	SCORING PLAY	SF	ATL
Falcons	1	08:46	M. Pruitt 2 yd. pass from M. Mariota (Y. Koo kick) (11-74, 6:14)	0	7
Falcons	1	01:26	J. Hawkins fumble recovery in end zone (Y. Koo kick)	0	14
49ers	2	11:34	B. Aiyuk 12 yd. pass from J. Garoppolo (R. Gould kick) (8-79, 4:52)	7	14
49ers	2	07:07	B. Aiyuk 14 yd. pass from J. Garoppolo (R. Gould kick) (4-32, 2:09)	14	14
Falcons	2	00:57	M. Mariota 3 yd. run (Y. Koo kick) (11-75, 6:10)	14	21
Falcons	3	08:40	K. Pitts 7 yd. pass from M. Mariota (Y. Koo kick) (9-65, 5:12)	14	28

GAME SUMMARIES

WEEK 7

Paycom Stadium



35-17



Cincinnati Bengals

PASSING	ATT	CP	YDS	SK/YD	TD	LG	INT	RTG
Joe Burrow	42	34	481	3/22	3	60t	0	138.2
TOTAL	42	34	481	3/22	3	60T	0	138.2

RUSHING	ATT	YDS	AVG	LG	TD
Joe Mixon	17	58	3.4	11	1
Joe Burrow	3	20	6.7	20	1
Samaje Perine	1	0	0.0	0	0
TOTAL	21	78	3.7	20	2

RECEIVING	NO	YDS	AVG	LG	TD
Tyler Boyd	8	155	19.4	60t	1
Ja'Marr Chase	8	130	16.3	41t	2
Hayden Hurst	6	48	8.0	14	0
Tee Higgins	5	93	18.6	25	0
Joe Mixon	3	33	11.0	22	0
Mitchell Wilcox	2	14	7.0	8	0
Samaje Perine	2	8	4.0	6	0
TOTAL	34	481	14.1	60T	3

TOP DEFENSE	TOT	SOLO	AST	SCK	YDS	INT
Akeem Davis-Gaither	9	6	3	0.0	0.0	0
Jay Tufele	6	3	3	0.0	0.0	0
Germaine Pratt	6	2	4	0.0	0.0	0

FIELD GOALS	FGM/FGA	PERCENT	RESULTS
			No Field Goals

Atlanta Falcons

PASSING	ATT	CP	YDS	SK/YD	TD	LG	INT	RTG
Marcus Mariota	13	8	124	3/17	1	75t	0	118.8
TOTAL	13	8	124	3/17	1	75T	0	118.8

RUSHING	ATT	YDS	AVG	LG	TD
Tyler Allgeier	16	50	3.1	9	1
Marcus Mariota	6	31	5.2	11	0
Calab Huntley	6	22	3.7	10	0
Avery Williams	1	4	4.0	4	0
TOTAL	29	107	3.7	11	1

RECEIVING	NO	YDS	AVG	LG	TD
Olamide Zachoaus	3	31	10.3	12	0
Kyle Pitts	3	9	3.0	7	0
Damiere Byrd	1	75	75.0	75t	1
Drake London	1	9	9.0	9	0
TOTAL	8	124	15.5	75T	1

TOP DEFENSE	TOT	SOLO	AST	SCK	YDS	INT
Rashaan Evans	13	7	6	0.0	0.0	0
Jaylinn Hawkins	10	6	4	0.0	0.0	0
Cornell Armstrong	8	6	2	0.0	0.0	0

FIELD GOALS	FGM/FGA	PERCENT	RESULTS
Youngshoe Koo	1-1	100.0	43G
TOTAL	1-1	100.0	

Scoring Drives

TEAM	QTR	TIME	SCORING PLAY	ATL	C/N
Bengals	1	13:00	T.Boyd 80 yd. pass from J.Burrow (E.McPherson kick) (4-84, 2:00)	0	7
Bengals	1	04:51	J.Mixon 1 yd. run (E.McPherson kick) (11-71, 5:13)	0	14
Bengals	2	14:55	J.Chase 32 yd. pass from J.Burrow (E.McPherson kick) (6-75, 3:20)	0	21
Falcons	2	04:46	T.Allgeier 1 yd. run (Y.Koo kick) (16-75,10:09)	7	21
Bengals	2	00:49	J.Chase 41 yd. pass from J.Burrow (E.McPherson kick) (7-84, 3:57)	7	28
Falcons	2	00:39	D.Byrd 75 yd. pass from M.Mariota (Y.Koo kick) (1-75, 0:10)	14	28
Falcons	2	00:00	Y.Koo 43 yd. Field Goal (1-0, 0:03)	17	28
Bengals	3	05:20	J.Burrow 1 yd. run (E.McPherson kick) (7-62, 3:44)	17	35

GAME SUMMARIES

WEEK 8

Norcross Ben Statton



37-34



Atlanta Falcons

PASSING	ATT	CP	YDS	SK/YD	TD	LG	INT	RTG
Marcus Mariota	28	20	253	2/14	3	47t	2	105.2
TOTAL	28	20	253	2/14	3	47T	2	105.2

RUSHING	ATT	YDS	AVG	LG	TD
Caleb Hunteley	16	91	5.7	30	0
Marcus Mariota	6	43	7.2	30	0
Tyler Allgeier	14	39	2.8	13	0
Olamide Zaccheaus	1	-6	-6.0	-6	0
TOTAL	37	167	4.5	30	0

RECEIVING	NO	YDS	AVG	LG	TD
Kyle Pitts	5	80	16.0	33	1
Drake London	4	31	7.8	17	0
Damiere Byrd	3	67	22.3	47t	1
Tyler Allgeier	3	46	15.3	25t	1
Avery Williams	2	7	3.5	8	0
Olamide Zaccheaus	1	10	10.0	10	0
Parker Hesse	1	9	9.0	9	0
Bryan Edwards	1	3	3.0	3	0
TOTAL	20	253	12.7	47T	3

TOP DEFENSE	TOT	SOLO	AST	SCK	YDS	INT
Mykal Walker	11	8	3	0.0	0.0	0
Rashaan Evans	9	4	5	1.0	8.0	0
Ta'Quon Graham	7	4	3	0.0	0.0	0

FIELD GOALS	FGM/FGA	PERCENT	RESULTS
Younghoe Koo	3-3	100.0	30G, 34G, 41G
TOTAL	3-3	100.0	

Carolina Panthers

PASSING	ATT	CP	YDS	SK/YD	TD	LG	INT	RTG
PJ Walker	36	19	317	1/8	1	62t	1	80.4
TOTAL	36	19	317	1/8	1	62T	1	80.4

RUSHING	ATT	YDS	AVG	LG	TD
D'Onta Foreman	26	118	4.5	16	3
Spencer Brown	6	27	4.5	7	0
PJ Walker	1	20	20.0	20	0
DJ Moore	1	3	3.0	3	0
Raheem Blackshear	2	1	0.5	3	0
TOTAL	36	169	4.7	20	3

RECEIVING	NO	YDS	AVG	LG	TD
DJ Moore	6	152	25.3	62t	1
Laviska Shenault Jr.	5	26	5.2	13	0
Terrace Marshall Jr.	4	87	21.8	39	0
Tommy Tremble	2	17	8.5	9	0
Stephen Sullivan	1	33	33.0	33	0
Ian Thomas	1	2	2.0	2	0
TOTAL	19	317	16.7	62T	1

TOP DEFENSE	TOT	SOLO	AST	SCK	YDS	INT
Shaq Thompson	13	8	5	0.0	0.0	0
Derrick Brown	12	5	7	0.5	0.5	0
Myles Hartsfield	7	6	1	0.0	0.0	0

FIELD GOALS	FGM/FGA	PERCENT	RESULTS
Eddy Pineiro	2-3	66.7	37G, 42G, 32WL
TOTAL	2-3	66.0	

Scoring Drives

TEAM	QTR	TIME	SCORING PLAY	CAR	ATL
Panthers	1	06:50	E.Pineiro 37 yd. Field Goal (6-18, 2:33)	3	0
Falcons	2	10:13	K.Pitts 2 yd. pass from M.Mariota (Y.Koo kick) (10-69, 6:02)	3	7
Panthers	2	04:51	D.Foreman 2 yd. run (E.Pineiro kick) (12-75, 5:22)	10	7
Falcons	2	00:41	L.Carter 28 yd. interception return (Y.Koo kick)	10	14
Panthers	3	11:33	E.Pineiro 42 yd. Field Goal (9-51, 3:27)	13	14
Falcons	3	01:40	T.Allgeier 25 yd. pass from M.Mariota (Y.Koo kick) (8-62, 4:45)	13	21
Panthers	4	11:46	D.Foreman 1 yd. run (D.Foreman run) (10-75, 4:54)	21	21
Falcons	4	07:33	Y.Koo 30 yd. Field Goal (8-88, 4:13)	21	24
Panthers	4	03:06	D.Foreman 12 yd. run (E.Pineiro kick) (7-80, 4:27)	28	24
Falcons	4	02:14	D.Byrd 47 yd. pass from M.Mariota (Y.Koo kick) (4-75, 0:52)	28	31
Falcons	4	00:36	Y.Koo 34 yd. Field Goal (4-2, 1:03)	28	34
Panthers	4	00:12	D.Moore 62 yd. pass from P.Walker (kick failed, wl) (3-75, 0:24)	34	34
Falcons	OT	01:55	Y.Koo 41 yd. Field Goal (8-55, 3:59)	34	37

GAME SUMMARIES

WEEK 9

Norcross Born Starter



20-17



Los Angeles Chargers

PASSING	ATT	CP	YDS	SK/YD	TD	LG	INT	RTG
Justin Herbert	43	30	245	0/0	1	25	1	82.0
TOTAL	43	30	245	0/0	1	25	1	82.0

RUSHING	ATT	YDS	AVG	LG	TD
Austin Ekeler	14	47	3.4	9	1
Isaiah Spiller	7	29	4.1	7	0
Sony Michel	1	12	12.0	12	0
Justin Herbert	1	3	3.0	3	0
Gerald Everett	1	0	0.0	0	0
TOTAL	24	91	3.8	12	1

RECEIVING	NO	YDS	AVG	LG	TD
Joshua Palmer	8	106	13.3	25	0
Austin Ekeler	7	24	3.4	13	1
DeAndre Carter	5	53	10.6	23	0
Gerald Everett	5	36	7.2	16	0
Michael Bandy	5	26	5.2	11	0
TOTAL	30	245	8.2	25	1

TOP DEFENSE	TOT	SOLO	AST	SCK	YDS	INT
Drue Tranquill	10	7	3	1.0	7.0	0
Derwin James Jr.	9	4	5	1.0	8.0	0
Michael Davis	7	4	3	0.0	0.0	0

FIELD GOALS	FGM/FGA	PERCENT	RESULTS
Cameron Dicker	2-2	100.0	31G, 37G
TOTAL	2-2	100.0	

Atlanta Falcons

PASSING	ATT	CP	YDS	SK/YD	TD	LG	INT	RTG
Marcus Mariota	23	12	129	2/15	0	24	0	68.9
TOTAL	23	12	129	2/15	0	24	0	68.9

RUSHING	ATT	YDS	AVG	LG	TD
Tyler Allgeier	10	99	9.9	44	0
Cordarrelle Patterson	13	44	3.4	7	2
Caleb Huntley	7	34	4.9	9	0
Marcus Mariota	5	24	4.8	6	0
TOTAL	35	201	5.7	44	2

RECEIVING	NO	YDS	AVG	LG	TD
Drake London	3	23	7.7	12	0
Kyle Pitts	2	27	13.5	18	0
Olamide Zaccheaus	2	19	9.5	15	0
Tyler Allgeier	1	24	24.0	24	0
KhaDarel Hodge	1	19	19.0	19	0
Cordarrelle Patterson	1	9	9.0	9	0
MyCole Pruitt	1	6	6.0	6	0
Avery Williams	1	2	2.0	2	0
TOTAL	12	129	10.8	24	0

TOP DEFENSE	TOT	SOLO	AST	SCK	YDS	INT
Rashaan Evans	12	6	6	0.0	0.0	0
Richie Grant	11	5	6	0.0	0.0	1
Cornell Armstrong	9	5	4	0.0	0.0	0

FIELD GOALS	FGM/FGA	PERCENT	RESULTS
Youngbwoe Koo	1-2	50.0	29G, 50WR
TOTAL	1-2	50.0	

Scoring Drives

TEAM	QTR	TIME	SCORING PLAY	LAC	ATL
Falcons	1	10:40	C.Patterson 1 yd. run (Y. Koo kick) (8-75, 4:20)	0	7
Falcons	1	00:52	Y. Koo 29 yd. Field Goal (14-70, 8:22)	0	10
Chargers	2	04:38	A. Ekeler 2 yd. run (C. Dicker kick) (15-83, 8:35)	7	10
Chargers	2	00:32	A. Ekeler 1 yd. pass from J. Herbert (C. Dicker kick) (10-63, 1:56)	14	10
Falcons	3	03:44	C. Patterson 3 yd. run (Y. Koo kick) (10-53, 4:43)	14	17
Chargers	4	05:27	C. Dicker 31 yd. Field Goal (14-47, 6:45)	17	17
Chargers	4	00:00	C. Dicker 37 yd. Field Goal (3-24, 0:34)	20	17

GAME SUMMARIES

WEEK 10

Bank of America Stadium



25-15



Carolina Panthers

PASSING	ATT	CP	YDS	SK/YD	TD	LG	INT	RTG
PJ Walker	16	10	108	1/7	0	43	0	82.3
TOTAL	16	10	108	1/7	0	43	0	82.3

RUSHING	ATT	YDS	AVG	LG	TD
D'Onta Foreman	31	130	4.2	23	1
Laviska Shenault Jr.	2	42	21.0	41t	1
Raheem Blackshear	6	32	5.3	12	0
Chuba Hubbard	5	14	2.8	5	0
PJ Walker	3	14	4.7	8	0
TOTAL	47	232	4.9	41T	2

RECEIVING	NO	YDS	AVG	LG	TD
DJ Moore	4	29	7.3	20	0
Laviska Shenault Jr.	3	17	5.7	8	0
Terrace Marshall Jr.	1	43	43.0	43	0
Shi Smith	1	17	17.0	17	0
Giovanni Ricci	1	2	2.0	2	0
TOTAL	10	108	10.8	43	0

TOP DEFENSE	TOT	SOLO	AST	SCK	YDS	INT
Frankie Luvu	12	8	4	2.0	11.0	0
Xavier Woods	8	6	2	0.0	0.0	0
Shaq Thompson	8	5	3	0.0	0.0	0

FIELD GOALS	FGM/FGA	PERCENT	RESULTS
Eddy Pineiro	4-4	100.0	46G, 49G, 40G, 37G
TOTAL	4-4	100.0	

Atlanta Falcons

PASSING	ATT	CP	YDS	SK/YD	TD	LG	INT	RTG
Marcus Mariota	30	19	186	5/33	2	28	1	89.0
TOTAL	30	19	186	5/33	2	28	1	89.0

RUSHING	ATT	YDS	AVG	LG	TD
Marcus Mariota	3	43	14.3	26	0
Caleb Huntley	5	32	6.4	15	0
Avery Williams	4	25	6.3	12	0
Tyler Allgeier	8	20	2.5	6	0
Cordarrelle Patterson	5	18	3.6	9	0
TOTAL	25	138	5.5	26	0

RECEIVING	NO	YDS	AVG	LG	TD
Drake London	5	38	7.6	14	1
Damiere Byrd	3	58	19.3	21	0
Tyler Allgeier	3	-17	-5.7	-5	0
KhaDarel Hodge	2	37	18.5	25t	1
Olamide Zaccheaus	2	34	17.0	28	0
Kyle Pitts	2	28	14.0	18	0
MyCole Pruitt	1	6	6.0	6	0
Cordarrelle Patterson	1	2	2.0	2	0
TOTAL	19	186	9.8	28	2

TOP DEFENSE	TOT	SOLO	AST	SCK	YDS	INT
Rashaan Evans	10	6	4	0.0	0.0	0
Mykal Walker	8	5	3	0.0	0.0	0
Richie Grant	8	3	5	0.0	0.0	0

FIELD GOALS	FGM/FGA	PERCENT	RESULTS
Younghoe Koo	1-1	100.0	33G
TOTAL	1-1	100.0	

Scoring Drives

TEAM	QTR	TIME	SCORING PLAY	ATL	CAR
Panthers	1	08:59	E. Pineiro 46 yd. Field Goal (10-41, 4:22)	0	3
Panthers	2	04:34	L. Shenault 41 yd. run (E. Pineiro kick) (2-43, 0:52)	0	10
Panthers	2	01:47	E. Pineiro 49 yd. Field Goal (7-14, 2:24)	0	13
Falcons	2	00:00	Y. Koo 33 yd. Field Goal (8-60, 1:47)	3	13
Falcons	3	06:15	D. London 7 yd. pass from M. Mariota (kick failed, wr) (6-42, 2:46)	9	13
Panthers	3	01:51	D. Foreman 12 yd. run (kick failed, wr) (7-84, 4:24)	9	19
Panthers	4	09:22	E. Pineiro 40 yd. Field Goal (11-54, 5:25)	9	22
Falcons	4	02:56	K. Hodge 25 yd. pass from M. Mariota (kick blocked) (8-97, 2:22)	15	22
Panthers	4	00:10	E. Pineiro 37 yd. Field Goal (4-0, 1:40)	15	25

GAME SUMMARIES

WEEK 11

Weekend Home Starters



27-24



Atlanta Falcons

PASSING	ATT	CP	YDS	SK/YD	TD	LG	INT	RTG
Marcus Mariota	20	13	131	0/0	1	19	0	100.2
TOTAL	20	13	131	0/0	1	19	0	100.2

RUSHING	ATT	YDS	AVG	LG	TD
Tyler Allgeier	8	55	6.9	26	0
Cordarrelle Patterson	10	52	5.2	17	0
Marcus Mariota	13	25	1.9	10t	1
Olamide Zaccheaus	1	13	13.0	13	0
Caleb Huntley	1	4	4.0	4	0
TOTAL	33	149	4.5	26	1

RECEIVING	NO	YDS	AVG	LG	TD
Kyle Pitts	3	43	14.3	18	0
Damiere Byrd	2	29	14.5	19	0
Cordarrelle Patterson	2	7	3.5	9	0
MyCole Pruitt	1	17	17.0	17	0
KhaDarel Hodge	1	13	13.0	13	0
Tyler Allgeier	1	9	9.0	9	0
Olamide Zaccheaus	1	9	9.0	9	0
Caleb Huntley	1	2	2.0	2	0
Drake London	1	2	2.0	2t	1
TOTAL	13	131	10.1	19	1

TOP DEFENSE	TOT	SOLO	AST	SCK	YDS	INT
Rashaan Evans	11	8	3	0.0	0.0	0
Mykal Walker	8	3	5	0.0	0.0	0
Darren Hall	7	7	0	0.0	0.0	0

FIELD GOALS	FGM/FGA	PERCENT	RESULTS
Younghoe Koo	2-2	100.0	40G, 53G
TOTAL	2-2	100.0	

Chicago Bears

PASSING	ATT	CP	YDS	SK/YD	TD	LG	INT	RTG
Justin Fields	21	14	153	4/25	1	32	1	84.0
TOTAL	21	14	153	4/25	1	32	1	84.0

RUSHING	ATT	YDS	AVG	LG	TD
Justin Fields	18	85	4.7	17	1
David Montgomery	17	67	3.9	15	1
Trestan Ebnert	6	8	1.3	6	0
TOTAL	41	160	3.9	17	2

RECEIVING	NO	YDS	AVG	LG	TD
Darnell Mooney	4	29	7.3	16t	1
David Montgomery	3	54	18.0	32	0
Cole Kmet	3	35	11.7	24	0
Equanimeous St. Brown	2	24	12.0	14	0
Chase Claypool	2	11	5.5	6	0
TOTAL	14	153	10.9	32	1

TOP DEFENSE	TOT	SOLO	AST	SCK	YDS	INT
Jaquan Brisker	11	7	4	0.0	0.0	0
Jack Sanborn	9	8	1	0.0	0.0	0
Eddie Jackson	7	6	1	0.0	0.0	0

FIELD GOALS	FGM/FGA	PERCENT	RESULTS
Caio Santos	1-2	50.0	41G, 56CR
TOTAL	1-2	50.0	

Scoring Drives

TEAM	QTR	TIME	SCORING PLAY	CHI	ATL
Falcons	1	09:37	D.London 2 yd. pass from M.Mariota (Y.Koo kick) (10-75, 5:23)	0	7
Bears	1	08:02	D.Mooney 16 yd. pass from J.Fields (C.Santos kick) (7-44, 3:35)	7	7
Bears	2	07:42	C.Santos 41 yd. Field Goal (7-47, 3:55)	10	7
Bears	2	04:31	J.Fields 4 yd. run (C.Santos kick) (7-29, 2:53)	17	7
Falcons	2	04:18	C.Patterson 103 yd. kickoff return (Y.Koo kick) (0-0, 0:13)	17	14
Falcons	2	00:00	Y.Koo 40 yd. Field Goal (7-32, 1:10)	17	17
Falcons	3	01:48	M.Mariota 10 yd. run (Y.Koo kick) (6-61, 3:27)	17	24
Bears	4	08:16	D.Montgomery 2 yd. run (C.Santos kick) (13-75, 8:32)	24	24
Falcons	4	01:47	Y.Koo 53 yd. Field Goal (12-40, 6:29)	24	27

GAME SUMMARIES

WEEK 12

Red Field



19-13



Washington Commanders

PASSING	ATT	CP	YDS	SK/YD	TD	LG	INT	RTG
Taylor Heinicke	23	14	138	0/0	2	26	1	88.7
TOTAL	23	14	138	0/0	2	26	1	88.7

RUSHING	ATT	YDS	AVG	LG	TD
Brian Robinson Jr.	18	105	5.8	21	0
Antonio Gibson	9	32	3.6	10	0
Jonathan Williams	4	22	5.5	9	0
Curtis Samuel	4	13	3.3	5	0
Terry McLaurin	1	5	5.0	5	0
Taylor Heinicke	1	-1	-1.0	-1	0
TOTAL	37	176	4.8	21	0

RECEIVING	NO	YDS	AVG	LG	TD
Terry McLaurin	4	48	12.0	26	0
John Bates	3	24	8.0	16t	1
Antonio Gibson	3	22	7.3	14	0
Brian Robinson Jr.	2	20	10.0	14t	1
Dyami Brown	1	17	17.0	17	0
Logan Thomas	1	7	7.0	7	0
TOTAL	14	138	9.9	26	2

TOP DEFENSE	TOT	SOLO	AST	SCK	YDS	INT
Darrick Forrest	11	8	3	0.0	0.0	0
Jamin Davis	10	6	4	0.0	0.0	0
Kamren Curl	8	6	2	0.0	0.0	0

FIELD GOALS	FGM/FGA	PERCENT	RESULTS
Joey Slye	2-2	100.0	30G, 45G
TOTAL	2-2	100.0	

Atlanta Falcons

PASSING	ATT	CP	YDS	SK/YD	TD	LG	INT	RTG
Marcus Mariota	25	15	174	1/9	1	45	1	77.8
TOTAL	25	15	174	1/9	1	45	1	77.8

RUSHING	ATT	YDS	AVG	LG	TD
Tyler Allgeier	11	54	4.9	15	0
Cordarrelle Patterson	11	52	4.7	21	0
Marcus Mariota	6	49	8.2	14	0
Caleb Huntley	1	12	12.0	12	0
TOTAL	29	167	5.8	21	0

RECEIVING	NO	YDS	AVG	LG	TD
Olamide Zaccheaus	5	91	18.2	45	0
Cordarrelle Patterson	3	19	6.3	15	0
Drake London	2	29	14.5	22	0
MyCole Pruitt	2	9	4.5	5	1
Anthony Firkser	1	16	16.0	16	0
Parker Hesse	1	9	9.0	9	0
Caleb Huntley	1	1	1.0	1	0
TOTAL	15	174	11.6	45	1

TOP DEFENSE	TOT	SOLO	AST	SCK	YDS	INT
Rashaan Evans	13	8	5	0.0	0.0	0
Mykal Walker	9	1	8	0.0	0.0	1
Darren Hall	7	2	5	0.0	0.0	0

FIELD GOALS	FGM/FGA	PERCENT	RESULTS
Younghoe Koo	2-3	66.7	47G, 58SH, 48G
TOTAL	2-3	66.0	

Scoring Drives

TEAM	QTR	TIME	SCORING PLAY	ATL	WAS
Falcons	1	08:07	Y.Koo 47 yd. Field Goal (11-46, 6:53)	3	0
Commanders	1	03:46	B.Robinson 14 yd. pass from T.Heinicke (J.Slye kick) (7-74, 4:21)	3	7
Falcons	2	08:26	M.Pruitt 4 yd. pass from M.Mariota (Y.Koo kick) (11-77, 6:28)	10	7
Commanders	2	01:50	J.Slye 30 yd. Field Goal (14-59, 6:36)	10	10
Commanders	3	04:03	J.Bates 16 yd. pass from T.Heinicke (kick failed, wr) (11-60, 6:13)	10	16
Falcons	3	01:17	Y.Koo 48 yd. Field Goal (8-45, 2:46)	13	16
Commanders	4	09:05	J.Slye 45 yd. Field Goal (11-48, 7:12)	13	19

GAME SUMMARIES

WEEK 13

Norcross Born Starter



19-16



Pittsburgh Steelers

PASSING	ATT	CP	YDS	SK/YD	TD	LG	INT	RTG
Kenny Pickett	28	16	197	0/0	1	57	0	90.9
TOTAL	28	16	197	0/0	1	57	0	90.9

RUSHING	ATT	YDS	AVG	LG	TD
Najee Harris	17	86	5.1	14	0
Benny Snell Jr.	6	24	4.0	6	0
Steven Sims	3	19	6.3	10	0
Kenny Pickett	7	14	2.0	9	0
Jaylen Warren	1	5	5.0	5	0
Derek Watt	1	4	4.0	4	0
Gunner Olszewski	2	2	1.0	2	0
TOTAL	37	154	4.2	14	0

RECEIVING	NO	YDS	AVG	LG	TD
Diontae Johnson	5	60	12.0	20	0
Pat Freiermuth	3	76	25.3	57	0
Jaylen Warren	2	14	7.0	7	0
Connor Heyward	1	17	17.0	17t	1
Benny Snell Jr.	1	11	11.0	11	0
Zach Gentry	1	8	8.0	8	0
Najee Harris	1	6	6.0	6	0
Derek Watt	1	3	3.0	3	0
George Pickens	1	2	2.0	2	0
TOTAL	16	197	12.3	57	1

TOP DEFENSE	TOT	SOLO	AST	SCK	YDS	INT
Minkah Fitzpatrick	7	5	2	0.0	0.0	1
Levi Wallace	6	3	3	0.0	0.0	0
Myles Jack	5	2	3	0.0	0.0	0

FIELD GOALS	FGM/FGA	PERCENT	RESULTS
Matthew Wright	4-4	100.0	46G, 46G, 48G, 33G
TOTAL	4-4	100.0	

Atlanta Falcons

PASSING	ATT	CP	YDS	SK/YD	TD	LG	INT	RTG
Marcus Mariota	24	13	167	1/7	1	37	1	72.7
TOTAL	24	13	167	1/7	1	37	1	72.7

RUSHING	ATT	YDS	AVG	LG	TD
Cordarrelle Patterson	11	60	5.5	22	0
Tyler Allgeier	10	52	5.2	20	0
Caleb Huntley	4	17	4.3	6	0
Marcus Mariota	3	17	5.7	9	0
TOTAL	28	146	5.2	22	0

RECEIVING	NO	YDS	AVG	LG	TD
Drake London	6	95	15.8	37	0
Anthony Firkser	2	24	12.0	15	0
Olamide Zaccheaus	2	13	6.5	10	0
Parker Hesse	1	16	16.0	16	0
Damiere Byrd	1	12	12.0	12	0
MyCole Pruitt	1	7	7.0	7t	1
TOTAL	13	167	12.8	37	1

TOP DEFENSE	TOT	SOLO	AST	SCK	YDS	INT
Rashaan Evans	15	5	10	0.0	0.0	0
Richie Grant	9	4	5	0.0	0.0	0
Mykal Walker	8	2	6	0.0	0.0	0

FIELD GOALS	FGM/FGA	PERCENT	RESULTS
Younghoe Koo	3-3	100.0	50G, 51G, 28G
TOTAL	3-3	100.0	

Scoring Drives

TEAM	QTR	TIME	SCORING PLAY	PIT	ATL
Steelers	1	07:33	M.Wright 46 yd. Field Goal (16-47, 7:27)	3	0
Steelers	2	13:34	M.Wright 46 yd. Field Goal (12-58, 5:23)	6	0
Falcons	2	09:15	Y.Koo 50 yd. Field Goal (8-42, 4:19)	6	3
Steelers	2	07:06	Co.Heyward 17 yd. pass from K.Pickett (M.Wright kick) (4-75, 2:09)	13	3
Falcons	2	05:05	Y.Koo 51 yd. Field Goal (5-42, 2:01)	13	6
Steelers	2	01:29	M.Wright 48 yd. Field Goal (9-45, 3:36)	16	6
Steelers	3	04:46	M.Wright 33 yd. Field Goal (14-75, 7:36)	19	6
Falcons	3	00:43	M.Pruitt 7 yd. pass from M.Mariota (Y.Koo kick) (8-75, 4:03)	19	13
Falcons	4	05:27	Y.Koo 28 yd. Field Goal (16-64, 9:21)	19	16

GAME SUMMARIES

WEEK 15

Seasonal Summaries



21-18



New Orleans Saints

PASSING	ATT	CP	YDS	SK/YD	TD	LG	INT	RTG
Andy Dalton	17	11	151	2/17	2	22t	0	132.2
Taysom Hill	2	2	80	0/0	1	68t	0	158.3
TOTAL	19	13	231	2/17	3	68T	0	149.3

RUSHING	ATT	YDS	AVG	LG	TD
Alvin Kamara	21	91	4.3	13	0
Taysom Hill	7	30	4.3	13	0
David Johnson	4	12	3.0	5	0
Andy Dalton	2	1	0.5	2	0
TOTAL	34	134	3.9	13	0

RECEIVING	NO	YDS	AVG	LG	TD
Juwan Johnson	4	67	16.8	22t	2
Rashid Shaheed	3	95	31.7	68t	1
Chris Olave	3	53	17.7	21	0
Alvin Kamara	2	13	6.5	9	0
Adam Prentice	1	3	3.0	3	0
TOTAL	13	231	17.8	68T	3

TOP DEFENSE	TOT	SOLO	AST	SCK	YDS	INT
Demario Davis	8	5	3	0.0	0.0	0
Marcus Maye	7	5	2	0.0	0.0	0
Shy Tuttle	7	5	2	0.0	0.0	0

FIELD GOALS	FGM/FGA	PERCENT	RESULTS
			No Field Goals

Atlanta Falcons

PASSING	ATT	CP	YDS	SK/YD	TD	LG	INT	RTG
Deshaun Watson	26	13	97	4/8	0	14	0	59.3
Ridder								
TOTAL	26	13	97	4/8	0	14	0	59.3

RUSHING	ATT	YDS	AVG	LG	TD
Tyler Allgeier	17	139	8.2	43	1
Cordarrelle Patterson	14	52	3.7	11	1
Deshaun Watson	6	38	6.3	18	0
Ridder					
Caleb Huntley	1	2	2.0	2	0
Felipe Franks	1	0	0.0	0	0
TOTAL	39	231	5.9	43	2

RECEIVING	NO	YDS	AVG	LG	TD
Drake London	7	70	10.0	12	0
MyCole Pruitt	2	20	10.0	14	0
Avery Williams	2	10	5.0	5	0
Cordarrelle Patterson	1	0	0.0	0	0
Tyler Allgeier	1	-3	-3.0	-3	0
TOTAL	13	97	7.5	14	0

TOP DEFENSE	TOT	SOLO	AST	SCK	YDS	INT
Rashaan Evans	10	5	5	1.0	9.0	0
Troy Andersen	7	5	2	0.0	0.0	0
Richie Grant	6	5	1	0.0	0.0	0

FIELD GOALS	FGM/FGA	PERCENT	RESULTS
Youngbue	1-1	100.0	28G
TOTAL	1-1	100.0	

Scoring Drives

TEAM	QTR	TIME	SCORING PLAY	ATL	NO
Saints	1	10:06	J.Johnson 19 yd. pass from A. Dalton (W.Lutz kick) (10-75, 4:54)	0	7
Saints	1	08:17	R.Shaheed 68 yd. pass from T.Hill (W.Lutz kick) (2-73, 0:50)	0	14
Falcons	2	11:15	Y.Koo 28 yd. Field Goal (12-52, 5:51)	3	14
Falcons	3	10:46	T.Allgeier 5 yd. run (Y.Koo kick) (8-75, 4:14)	10	14
Saints	3	03:34	J.Johnson 22 yd. pass from A. Dalton (W.Lutz kick) (11-75, 7:12)	10	21
Falcons	4	07:07	C.Patterson 3 yd. run (T.Allgeier run) (8-32, 4:00)	16	21

GAME SUMMARIES

WEEK 16

HSF Bank Stadium



17-9



Baltimore Ravens

PASSING	ATT	CP	YDS	SK/YD	TD	LG	INT	RTG
Tyler Huntley	17	9	115	0/0	1	40	0	94.0
TOTAL	17	9	115	0/0	1	40	0	94.0

RUSHING	ATT	YDS	AVG	LG	TD
Gus Edwards	11	99	9.0	37	0
J.K. Dobbins	12	59	4.9	14	0
Tyler Huntley	11	26	2.4	8	0
TOTAL	34	184	5.4	37	0

RECEIVING	NO	YDS	AVG	LG	TD
Mark Andrews	3	45	15.0	36	0
Sammy Watkins	1	40	40.0	40	0
DeSean Jackson	1	10	10.0	10	0
Josh Oliver	1	6	6.0	6	0
Demarcus Robinson	1	6	6.0	6t	1
Justice Hill	1	4	4.0	4	0
Isaiah Likely	1	4	4.0	4	0
TOTAL	9	115	12.8	40	1

TOP DEFENSE	TOT	SOLO	AST	SCK	YDS	INT
Roquan Smith	14	7	7	0.0	0.0	0
Patrick Queen	9	1	8	0.5	3.0	0
Marlon Humphrey	7	7	0	0.0	0.0	0

FIELD GOALS	FGM/FGA PERCENT	RESULTS
Justin Tucker	3-4 75.0	21G, 55B, 27G, 21G
TOTAL	3-4 75.0	

Atlanta Falcons

PASSING	ATT	CP	YDS	SK/YD	TD	LG	INT	RTG
Deshaun Watson	33	22	218	2/6	0	26	0	85.2
TOTAL	33	22	218	2/6	0	26	0	85.2

RUSHING	ATT	YDS	AVG	LG	TD
Tyler Allgeier	18	74	4.1	16	0
Cordarrelle Patterson	8	17	2.1	7	0
Avery Williams	3	16	5.3	13	0
Deshaun Watson	4	8	2.0	5	0
TOTAL	33	115	3.5	16	0

RECEIVING	NO	YDS	AVG	LG	TD
Drake London	7	96	13.7	20	0
Tyler Allgeier	4	43	10.8	26	0
Clayton Kersh	4	18	4.5	10	0
Avery Williams	2	14	7.0	7	0
Anthony Firkser	2	10	5.0	5	0
Byrd	1	15	15.0	15	0
Cordarrelle Patterson	1	14	14.0	14	0
Parker Hesse	1	8	8.0	8	0
TOTAL	22	218	9.9	26	0

TOP DEFENSE	TOT	SOLO	AST	SCK	YDS	INT
Richie Grant	10	7	3	0.0	0.0	0
Rashaan Evans	6	2	4	0.0	0.0	0
Lorenzo Carter	5	3	2	0.0	0.0	0

FIELD GOALS	FGM/FGA PERCENT	RESULTS
Youngbuck Koo	3-3 100.0	32G, 34G, 37G
TOTAL	3-3 100.0	

Scoring Drives

TEAM	QTR	TIME	SCORING PLAY	ATL	BAL
Ravens	1	08:02	J.Tucker 21 yd. Field Goal (5-47, 2:41)	0	3
Ravens	2	12:42	J.Tucker 27 yd. Field Goal (7-47, 3:03)	0	6
Ravens	2	02:23	D.Robinson 6 yd. pass from T.Huntley (T.Huntley run) (13-70, 6:46)	0	14
Falcons	2	00:00	Y.Koo 32 yd. Field Goal (11-54, 2:23)	3	14
Falcons	3	07:01	Y.Koo 34 yd. Field Goal (17-63, 7:59)	6	14
Ravens	4	14:10	J.Tucker 21 yd. Field Goal (6-55, 2:32)	6	17
Falcons	4	02:03	Y.Koo 37 yd. Field Goal (9-35, 2:56)	9	17

GAME SUMMARIES

WEEK 17

Weekend Show Starters



20-19



Atlanta Falcons

PASSING	ATT	CP	YDS	SK/YD	TD	LG	INT	RTG
Desmond Ridder	26	19	169	1/3	0	25	0	90.1
TOTAL	26	19	169	1/3	0	25	0	90.1

RUSHING	ATT	YDS	AVG	LG	TD
Tyler Allgeier	20	83	4.2	17	1
Cordarrelle Patterson	9	42	4.7	22	1
Desmond Ridder	4	9	2.3	5	0
Avery Williams	1	-2	-2.0	-2	0
TOTAL	34	132	3.9	22	2

RECEIVING	NO	YDS	AVG	LG	TD
Cordarrelle Patterson	6	42	7.0	16	0
Drake London	5	47	9.4	13	0
MyCole Pruitt	4	49	12.3	25	0
Tyler Allgeier	1	12	12.0	12	0
Damiere Byrd	1	12	12.0	12	0
KhaDarel Hodge	1	5	5.0	5	0
Avery Williams	1	2	2.0	2	0
TOTAL	19	169	8.9	25	0

TOP DEFENSE	TOT	SOLO	AST	SCK	YDS	INT
Isaiah Oliver	9	5	4	1.0	7.0	0
Richie Grant	9	4	5	0.0	0.0	0
Abdullah Anderson	6	1	5	0.0	0.0	0

FIELD GOALS	FGM/FGA	PERCENT	RESULTS
Younghoe Koo	2-2	100.0	27G, 21G
TOTAL	2-2	100.0	

Arizona Cardinals

PASSING	ATT	CP	YDS	SK/YD	TD	LG	INT	RTG
David Blough	40	24	222	2/9	1	26	0	83.5
TOTAL	40	24	222	2/9	1	26	0	83.5

RUSHING	ATT	YDS	AVG	LG	TD
James Conner	16	79	4.9	16	0
Cory Clement	7	32	4.6	12	0
Pharoh Cooper	2	8	4.0	6	0
David Blough	2	7	3.5	4	0
TOTAL	27	126	4.7	16	0

RECEIVING	NO	YDS	AVG	LG	TD
Trey McBride	7	78	11.1	26	1
Marquise Brown	6	61	10.2	19	0
Greg Dortch	4	15	3.8	11	0
James Conner	3	31	10.3	13	0
A.J. Green	2	17	8.5	9	0
Robbie Anderson	1	13	13.0	13	0
Andre Baccellia	1	7	7.0	7	0
TOTAL	24	222	9.3	26	1

TOP DEFENSE	TOT	SOLO	AST	SCK	YDS	INT
Jalen Thompson	10	8	2	0.0	0.0	0
Zaven Collins	7	6	1	0.0	0.0	0
Jace Whittaker	6	5	1	0.0	0.0	0

FIELD GOALS	FGM/FGA	PERCENT	RESULTS
Matt Prater	4-5	80.0	38G, 36G, 36G, 43WL, 57G
TOTAL	4-5	80.0	

Scoring Drives

TEAM	QTR	TIME	SCORING PLAY	ARI	ATL
Cardinals	1	08:24	M.Prater 38 yd. Field Goal (14-55, 6:36)	3	0
Falcons	2	13:38	T.Allgeier 5 yd. run (Y.Koo kick) (16-75, 9:46)	3	7
Cardinals	2	10:00	T.McBride 4 yd. pass from D.Blough (M.Prater kick) (2-8, 0:36)	10	7
Falcons	2	01:47	C.Patterson 5 yd. run (Y.Koo kick) (1-5, 0:04)	10	14
Cardinals	2	00:02	M.Prater 36 yd. Field Goal (10-62, 1:45)	13	14
Cardinals	3	09:00	M.Prater 36 yd. Field Goal (11-81, 3:47)	16	14
Falcons	4	09:36	Y.Koo 27 yd. Field Goal (9-46, 3:51)	16	17
Cardinals	4	04:57	M.Prater 57 yd. Field Goal (11-36, 4:39)	19	17
Falcons	4	00:00	Y.Koo 21 yd. Field Goal (12-72, 4:57)	19	20

GAME SUMMARIES

WEEK 18

Weekend Iron Starters



30-17



Atlanta Falcons

PASSING	ATT	CP	YDS	SK/YD	TD	LG	INT	RTG
Desmond Ridder	30	19	224	2/16	2	40	0	108.2
TOTAL	30	19	224	2/16	2	40	0	108.2

RUSHING	ATT	YDS	AVG	LG	TD
Tyler Egeiser	24	135	5.6	28	0
Cordarrelle Patterson	5	18	3.6	8	1
Avery Williams	4	12	3.0	14	0
Desmond Ridder	2	9	4.5	8	0
TOTAL	35	174	5.0	28	1

RECEIVING	NO	YDS	AVG	LG	TD
Drake London	6	120	20.0	40	0
Clamie Zacheaus	4	37	9.3	17	1
MyCole Pruitt	3	34	11.3	29	1
Cordarrelle Patterson	2	1	0.5	4	0
Frank Darby	1	15	15.0	15	0
Anthony Firkser	1	11	11.0	11	0
Parker Hosse	1	6	6.0	6	0
Damiere Byrd	1	0	0.0	0	0
TOTAL	19	224	11.8	40	2

TOP DEFENSE	TOT	SOLO	AST	SCK	YDS	INT
Richie Grant	7	4	3	0.0	0.0	0
Rashaan Evans	5	3	2	0.0	0.0	0
Jaleel Johnson	5	3	2	0.0	0.0	0

FIELD GOALS	FGM/FGA	PERCENT	RESULTS
Younghoe Koo	3-3	100.0	49G, 24G, 51G
TOTAL	3-3	100.0	

Tampa Bay Buccaneers

PASSING	ATT	CP	YDS	SK/YD	TD	LG	INT	RTG
Tom Brady	17	13	84	0/0	1	17	0	106.0
Blaine Gabbert	8	6	29	0/0	1	13	0	119.3
Kyle Trask	9	3	23	0/0	0	9	0	42.4
TOTAL	34	22	136	0/0	2	17	0	92.3

RUSHING	ATT	YDS	AVG	LG	TD
Giovani Bernard	7	28	4.0	8	0
Ke'Shawn Vaughn	8	26	3.3	12	0
Deven Thompson	1	17	17.0	17	0
Rachaad White	4	15	3.8	6	0
TOTAL	20	86	4.3	17	0

RECEIVING	NO	YDS	AVG	LG	TD
Chris Godwin	6	55	9.2	17	0
Deven Thompson	4	25	6.3	13	0
Russell Gage Jr.	3	15	5.0	7	1
Ke'Shawn Vaughn	2	8	4.0	8	0
Giovani Bernard	2	-1	-0.5	6	0
Breshad Perriman	1	9	9.0	9	0
Scotty Miller	1	8	8.0	8	0
Kyle Rudolph	1	8	8.0	8t	1
Cade Otton	1	5	5.0	5	0
Leonard Fournette	1	4	4.0	4	0
TOTAL	22	136	6.2	17	2

TOP DEFENSE	TOT	SOLO	AST	SCK	YDS	INT
Antoine Winfield Jr.	13	10	3	0.0	0.0	0
Dee Delaney	8	6	2	0.0	0.0	0
K.J. Britt	7	2	5	0.0	0.0	0

FIELD GOALS	FGM/FGA	PERCENT	RESULTS
Ryan Succop	1-1	100.0	41G
TOTAL	1-1	100.0	

Scoring Drives

TEAM	QTR	TIME	SCORING PLAY	TB	ATL
Buccaneers	1	09:47	K.Rudolph 8 yd. pass from T.Brady (R.Succop kick) (10-70, 5:13)	7	0
Falcons	1	03:22	M.Pruitt 2 yd. pass from D.Ridder (Y.Koo kick) (9-91, 4:00)	7	7
Falcons	1	00:54	Y.Koo 49 yd. Field Goal (4-3, 1:36)	7	10
Buccaneers	2	08:15	R.Succop 41 yd. Field Goal (14-52, 7:39)	10	10
Buccaneers	2	01:46	R.Gage 3 yd. pass from B.Gabbert (R.Succop kick) (5-22, 2:14)	17	10
Falcons	3	10:27	Y.Koo 24 yd. Field Goal (9-89, 4:33)	17	13
Falcons	3	00:51	O.Zacheaus 3 yd. pass from D.Ridder (Y.Koo kick) (14-80, 7:58)	17	20
Falcons	4	08:07	C.Patterson 2 yd. run (Y.Koo kick) (9-83, 6:04)	17	27
Falcons	4	04:00	Y.Koo 51 yd. Field Goal (10-42, 3:10)	17	30

PLAYER PARTICIPATION

2022 REGULAR SEASON ATLANTA FALCONS PLAYER PARTICIPATION

PLAYERS	NO	AT LAR	AT SEA	CLE	AT TB	SF	AT CIN	CAR	LAC	AT CAR	CHI	AT WAS	PIT	AT NO	AT BAL	ARI	TB	GP	GS	DNP	IN
Dee Alford	P	P	P	P	P	P	N	P	P	P	P	P	P	P	P	P	P	16	0	0	1
Josh Ali	PS	PS	PS	PS	PS	PS	PS	PS	PS	PS	PS	PS	PS	PS	PS	P	P	2	0	0	0
Dakota Allen	NOT	NOT	NOT	PS	NOT	NOT	NOT	NOT	NOT	NOT	NOT	NOT	NOT	NOT	NOT	NOT	NOT	0	0	0	0
Tyler Allgeier	N	P	P	P	RB	RB	RB	RB	P	P	P	RB	RB	P	P	P	RB	16	7	0	1
Troy Andersen	P	P	P	P	P	ILB	P	P	P	P	P	P	ILB	ILB	ILB	ILB	ILB	17	5	0	0
Abdullah Anderson	PS	P	P	P	P	DL	P	DL	P	P	P	DL	DL	DL	DL	DL	DL	16	8	0	0
David Anenih	^	^	^	^	^	^	^	^	^	^	^	^	^	^	^	N	N	0	0	0	3
Cornell Armstrong	NOT	NOT	NOT	PS	PS	PS	P	DB	CB	P	P	N	P	P	P	CB	CB	10	4	0	1
Cameron Batson	PS	PS	PS	PS	PS	PS	PS	PS	PS	PS	PS	PS	PS	PS	PS	PS	PS	NOT	0	0	0
Quinton Bell	P	N	N	N	P	P	N	N	NOT	PS	PS	PS	P	PS	PS	PS	PS	4	0	0	5
Jared Bernhardt	X	P	P	N	N	N	IR	IR	IR	IR	IR	IR	IR	IR	IR	IR	IR	2	0	1	3
Amani Bledsoe	^	^	^	^	^	^	^	^	^	PS	PS	PS	PS	PS	PS	PS	PS	0	0	0	0
Jordan Brailford	PS	PS	PS	PS	PS	PS	PS	NOT	NOT	NOT	NOT	NOT	NOT	NOT	NOT	NOT	NOT	0	0	0	0
Beau Brinkley	IR	IR	IR	IR	IR	IR	IR	IR	IR	IR	IR	IR	IR	IR	IR	IR	IR	0	0	0	0
Damiere Byrd	N	N	N	P	P	P	WR	WR	WR	P	P	P	P	WR	P	P	14	4	0	3	
Lorenzo Carter	OLB	OLB	OLB	OLB	OLB	OLB	OLB	OLB	OLB	OLB	OLB	OLB	OLB	OLB	OLB	OLB	OLB	17	17	0	0
Drew Dalman	C	C	C	C	C	C	C	C	C	C	C	C	C	C	C	C	C	17	17	0	0
Jalen Dalton	NOT	NOT	NOT	NOT	NOT	NOT	PS	P	P	P	P	N	N	P	P	P	N	7	0	0	3
Frank Darby	PS	PS	P	PS	PS	PS	PS	PS	PS	P	N	N	N	N	P	P	P	5	0	0	3
Marlon Davidson	IR	IR	IR	IR	IR	IR	IR	NOT	NOT	NOT	NOT	NOT	NOT	NOT	NOT	NOT	NOT	0	0	0	0
Matt Dickerson	NOT	NOT	N	NOT	P	NOT	N	N	N	N	N	DL	DL	N	N	DL	P	5	3	0	8
Arnold Ebiketie	P	P	P	P	P	OLB	P	P	P	P	P	P	P	N	P	P	P	16	1	0	1
Chuma Edoga	^	N	P	N	N	N	N	N	N	X	LT	N	N	N	N	N	IR	2	1	1	11
Bryan Edwards	WR	P	N	N	P	P	P	P	N	P	N	NOT	NOT	NOT	NOT	NOT	NOT	7	1	0	4
Dorian Etheridge	NOT	NOT	NOT	NOT	NOT	NOT	PS	PS	PS	PS	PS	PS	PS	PS	PS	PS	PS	0	0	0	0
Rashaan Evans	ILB	ILB	ILB	ILB	ILB	ILB	ILB	ILB	ILB	ILB	ILB	ILB	ILB	ILB	ILB	ILB	ILB	17	17	0	0
Rashad Fenton	^	^	^	^	^	^	^	^	^	P	CB	N	X	N	N	N	N	2	1	1	6
Parker Ferguson	^	^	^	^	^	^	^	^	^	^	^	PS	PS	NOT	NOT	NOT	NOT	0	0	0	0
Anthony Firsker	P	TE	P	P	P	N	N	N	N	N	N	P	P	P	P	P	P	11	1	0	6
Tucker Fisk	PS	PS	PS	PS	PS	PS	PS	PS	PS	PS	PS	PS	PS	PS	PS	PS	NOT	NOT	0	0	0
John FitzPatrick	IR	IR	IR	IR	IR	IR	IR	IR	IR	IR	IR	IR	IR	IR	IR	IR	IR	0	0	0	0
Mike Ford	P	P	CB	P	CB	P	P	P	P	P	P	P	P	P	P	P	P	17	2	0	0
Feleipe Franks	X	N	P	P	P	P	TE	P	P	N	N	P	P	P	P	N	N	11	1	1	5
Colby Gossett	P	P	RG	P	P	P	P	P	P	RG	P	LG	LG	P	P	P	P	17	4	0	0
Ta'Quon Graham	DL	P	P	DL	DL	DL	DL	DL	DL	DL	DL	DL	DL	DL	DL	DL	DL	11	9	0	0
Richie Grant	SS	SS	SS	SS	SS	SS	SS	SS	SS	SS	SS	SS	SS	SS	SS	SS	SS	17	17	0	0
Javelin Guidry	^	^	^	^	^	^	^	^	^	^	^	^	^	PS	PS	PS	PS	0	0	0	0
Darren Hall	P	P	P	P	P	P	P	CB	CB	CB	CB	CB	CB	CB	CB	CB	P	17	9	0	0
Matt Hankins	PS	PS	PS	PS	PS	PS	PS	PS	PS	PS	PS	PS	PS	PS	PS	PS	PS	0	0	0	0
Erik Harris	P	SS	P	P	P	N	P	P	N	N	P	P	P	P	P	P	P	14	1	0	3
Jonothan Harrison	NOT	NOT	NOT	NOT	NOT	NOT	NOT	NOT	NOT	N	PS	X	X	PS	PS	PS	PS	0	0	2	1
Jaylynn Hawkins	FS	FS	FS	FS	FS	FS	FS	N	FS	FS	FS	FS	FS	FS	FS	FS	FS	16	16	0	1
Casey Hayward Jr.	CB	CB	CB	CB	CB	CB	CB	IR	IR	IR	IR	IR	IR	IR	IR	IR	IR	6	6	0	0
Matt Hennessy	P	P	P	P	P	P	P	P	C	IR	IR	IR	IR	IR	IR	IR	OL	11	3	0	0
Ra'Shaun Henry	^	^	^	^	^	^	^	^	^	^	^	^	PS	^	^	^	^	0	0	0	0
Parker Hesse	P	P	TE	TE	TE	P	P	P	P	P	TE	P	P	P	P	TE	TE	17	7	0	0
Christopher Hinton	^	^	^	^	PS	NOT	NOT	NOT	NOT	NOT	NOT	NOT	NOT	NOT	NOT	NOT	NOT	0	0	0	0
KhaDarel Hodge	WR	P	P	P	P	P	P	P	P	P	P	P	P	P	P	P	P	17	1	0	0
Ka'dar Hollman	PS	PS	PS	PS	PS	NOT	NOT	NOT	NOT	NOT	NOT	NOT	NOT	NOT	NOT	NOT	NOT	0	0	0	0
Timmy Horne	P	P	P	P	P	P	P	P	P	P	P	DL	DL	DL	DL	P	DL	17	5	0	0
Caleb Huntley	PS	P	PS	P	P	P	P	P	P	P	P	P	P	P	IR	IR	IR	12	0	0	0
Germain Ifedi	P	P	P	P	P	P	P	P	P	P	P	P	P	P	P	P	P	17	0	0	0
Grady Jarrett	DL	DL	DL	DL	DL	DL	DL	DL	DL	DL	DL	DL	DL	DL	DL	DL	DL	17	17	0	0
Jaleel Johnson	NOTT	NOTT	NOTT	NOTT	PS	PS	PS	^	^	^	^	P	P	P	P	P	P	7	0	0	0
Deion Jones	IR	IR	IR	IR	IR	NOT	NOT	NOT	NOT	NOT	NOT	NOT	NOT	NOT	NOT	NOT	NOT	0	0	0	0
Younghoe Koo	P	P	P	P	P	P	P	P	P	P	P	P	P	P	P	P	P	17	0	0	0
Nick Kwiatkoski	N	N	N	N	N	P	P	P	P	P	P	P	P	P	P	P	P	12	0	0	5
Nate Landman	P	P	P	P	P	P	P	N	N	N	N	N	N	PS	PS	PS	PS	7	0	0	6
Chris Lindstrom	RG	RG	RG	RG	RG	RG	RG	RG	RG	RG	RG	RG	RG	RG	RG	RG	RG	17	17	0	0
Drake London	P	WR	WR	WR	WR	WR	P	WR	WR	WR	WR	WR	WR	WR	WR	WR	WR	17	15	0	0
Dylan Mabin	^	PS	PS	PS	PS	PS	PS	PS	PS	PS	PS	PS	PS	PS	PS	PS	PS	0	0	0	0
DeAngelo Malone	N	P	P	P	N	P	P	P	P	P	P	P	P	P	P	P	P	15	0	0	2
Marcus Mariota	QB	QB	QB	QB	QB	QB	QB	QB	QB	QB	QB	QB	QB	QB	IR	IR	IR	13	13	0	0
Dean Marlowe	P	P	P	P	P	P	P	FS	NOT	NOT	NOT	NOT	NOT	NOT	NOT	NOT	NOT	8	1	0	0
Jake Matthews	LT	LT	LT	LT	LT	LT	LT	LT	LT	LT	LT	LT	LT	LT	LT	LT	LT	17	17	0	0
Jalen Mayfield	IR	IR	IR	IR	IR	IR	IR	IR	IR	IR	IR	IR	IR	IR	IR	IR	IR	0	0	0	0
Liam McCullough	P	P	P	P	P	P	P	P	P	P	P	P	P	P	P	P	P	17	0	0	0
Kaleb McGary	RT	RT	RT	RT	RT	RT	RT	RT	RT	RT	RT	RT	RT	RT	RT	RT	RT	17	17	0	0

PLAYER PARTICIPATION

Jeremy McNichols	NOT	NOT	NOT	NOT	NOT	NOT	NOT	NOT	NOT	NOT	NOT	NOT	IR	NOT	NOT	NOT	NOT	0	0	0	0	
Jovante Moffatt	^	^	PS	PS	PS	PS	PS	^	P	P	N	N	N	N	N	IR	IR	2	0	0	5	
Ryan Neuzil	PS	PS	PS	PS	PS	PS	PS	PS	P	P	P	P	P	P	P	P	P	9	0	0	0	
Ade Ogundej	OLB	OLB	OLB	OLB	OLB	N	OLB	OLB	OLB	OLB	OLB	OLB	OLB	OLB	OLB	OLB	OLB	16	16	0	1	
Isaiah Oliver	IR	IR	IR	IR	IR	P	CB	P	CB	CB	CB	CB	P	P	P	CB	P	12	5	0	0	
Cordarrelle Patterson	P	KOR	RB	RB	IR	IR	IR	IR	RB	RB	RB	RB	RB	RB	RB	RB	P	13	11	0	0	
Bradley Pinion	P	P	P	P	P	P	P	P	P	P	P	P	P	P	P	P	P	17	0	0	0	
Kyle Pitts	TE	TE	TE	TE	N	TE	TE	TE	TE	TE	TE	TE	IR	IR	IR	IR	IR	10	10	0	1	
MyCole Pruitt	PS	PS	PS	PS	P	P	TE	P	P	P	TE	TE	TE	TE	TE	TE	P	13	4	0	0	
John Raine	IR	NOT	NOT	NOT	NOT	NOT	NOT	NOT	NOT	PS	PS	PS	PS	PS	PS	PS	PS	0	0	0	0	
Clint Ratkovich	^	^	^	^	^	^	^	^	^	^	^	^	^	^	^	PS	PS	0	0	0	0	
John Reid	^	^	^	^	^	^	^	^	^	^	^	^	PS	^	^	^	^	P	1	0	0	0
Desmond Ridder	X	X	X	X	X	X	X	X	X	X	X	X	X	X	QB	QB	QB	QB	4	4	13	0
Calvin Ridley	R/SUS	R/SUS	R/SUS	R/SUS	R/SUS	R/SUS	R/SUS	R/SUS	NOT	NOT	NOT	NOT	NOT	NOT	NOT	NOT	NOT	0	0	0	0	
Anthony Rush	DL	DL	DL	DL	NOT	NOT	NOT	NOT	NOT	NOT	NOT	NOT	NOT	NOT	NOT	NOT	NOT	4	4	0	0	
Justin Shaffer	PS	PS	PS	PS	PS	PS	PS	PS	PS	PS	PSIR	PSIR	PSIR	PSIR	PSIR	PS	PS	0	0	0	0	
Keith Smith	P	P	FB	FB	P	P	P	P	P	FB	P	P	FB	P	P	FB	FB	17	6	0	0	
Kobe Smith	^	^	^	^	PS	PS	NOT	PS	PS	PS	PS	PS	PS	PS	PS	PS	PS	0	0	0	0	
Teez Tabor	PS	^	^	^	^	^	^	^	^	^	^	^	^	^	^	^	^	0	0	0	0	
Derrick Tangelo	PS	PS	PS	PS	PSIR	PSIR	PSIR	PSIR	PSIR	PSIR	PSIR	PSIR	PSIR	PSIR	PSIR	PSIR	PSIR	0	0	0	0	
Vincent Taylor	IR	IR	IR	IR	IR	IR	IR	IR	IR	IR	IR	IR	IR	IR	IR	IR	IR	0	0	0	0	
A.J. Terrell	CB	CB	CB	CB	CB	CB	CB	N	N	N	CB	CB	CB	CB	CB	CB	CB	14	14	0	3	
Tyler Vrabel	PSIR	PSIR	PSIR	PSIR	PSIR	PSIR	PSIR	PSIR	PSIR	PSIR	PSIR	PSIR	PSIR	PSIR	PSIR	PSIR	PSIR	0	0	0	0	
Mykal Walker	ILB	ILB	ILB	ILB	ILB	N	ILB	ILB	ILB	ILB	ILB	ILB	ILB	P	P	P	P	16	12	0	1	
Leroy Watson	NOT	NOT	NOT	NOT	NOT	PS	NOT	NOT	NOT	NOT	NOT	NOT	NOT	NOT	NOT	NOT	NOT	0	0	0	0	
Elijah Wilkinson	LG	LG	N	LG	LG	LG	LG	LG	IR	IR	IR	IR	IR	IR	OL	LG	N	N	9	9	0	3
Avery Williams	P	P	P	P	RB	RB	P	P	P	P	P	RB	P	P	P	P	P	17	3	0	0	
Darnien Williams	RB	IR	IR	IR	IR	IR	IR	IR	IR	IR	IR	IR	IR	IR	IR	NOT	NOT	NOT	1	1	0	0
Olamide Zaccheaus	WR	WR	P	P	WR	WR	P	WR	WR	WR	WR	WR	WR	P	WR	WR	WR	17	13	0	0	

LEGEND:

CAPS=Starter, N=On Inactive List, P=Player was a substitution, X=Did Not Play (Non-injury), NOT=Not on Roster, IR=Injured Reserve, PS=Practice Squad, PSIR=Practice Squad/Injured Reserve, R/SUS=Reserve/League Susp., NOTT=Not on any Team, ^=With Other Team

PLAYER PARTICIPATION - FINAL

2023 REGULAR SEASON ATLANTA FALCONS PLAYER PARTICIPATION

PLAYERS	9/10	9/17	9/24	10/1	10/8	10/15	10/22	10/29	11/5	11/12	11/26	12/3	12/10	12/16	12/24	12/31	1/7	GP	GS	DNP	IN
---------	------	------	------	------	------	-------	-------	-------	------	-------	-------	------	-------	-------	-------	-------	-----	----	----	-----	----

LEGEND:

CAPS=Starter, ^=With Other Team

ROSTER/GAME-BY-GAME STARTERS

2023 REGULAR SEASON
OFFENSE

DATE OPPONENT

2023 REGULAR SEASON
DEFENSE

DATE OPPONENT

Rookies underlined

TEAM GAME - OFFENSE

FALCONS

(AS OF SEP 5, 2023, 4:17 PM EDT)

2022 : REGULAR SEASON

FALCONS

DATE	OPPONENT	FIRST DOWNS				OFFENSE				NET PASSING					NET RUSHING				PEN				FUMBLES				
		T	R	P	PN	AT	YDS	AVG	A	C	I	YDS	TD	SK	YDS	AT	YDS	AVG	TD	NO	YD	NO	LST	TOP			
9/11	New Orleans	26	13	8	5	71	416	5.90	33	20	0	215	0	0	0	38	201	5.30	2	8	55	3	2	33:44			
9/18	at L.A. Rams	17	4	11	2	56	261	4.70	26	17	2	171	2	3	25	27	90	3.30	0	5	29	2	1	29:36			
9/25	at Seattle	24	8	13	3	54	386	7.10	20	13	1	207	1	3	22	31	179	5.80	2	2	15	2	1	28:14			
10/2	Cleveland	19	11	6	2	55	333	6.10	19	7	1	131	0	1	8	35	202	5.80	2	1	15	1	0	24:16			
10/9	at Tampa Bay	19	10	7	2	61	261	4.30	25	14	0	110	1	5	37	31	151	4.90	1	6	55	1	0	30:34			
10/16	San Francisco	18	10	7	1	56	289	5.20	14	13	0	121	2	2	8	40	168	4.20	1	5	40	1	0	33:25			
10/23	at Cincinnati	13	7	5	1	45	214	4.80	13	8	0	107	1	3	17	29	107	3.70	1	3	22	1	0	26:55			
10/30	Carolina	21	7	14	0	67	406	6.10	28	20	2	239	3	2	14	37	167	4.50	0	7	64	1	0	36:34			
11/6	L.A. Chargers	19	12	7	0	60	315	5.30	23	12	0	114	0	2	15	35	201	5.70	2	2	15	2	2	31:49			
11/10	at Carolina	20	6	11	3	60	291	4.90	30	19	1	153	2	5	33	25	138	5.50	0	4	37	0	0	25:48			
11/20	Chicago	18	8	7	3	53	280	5.30	20	13	0	131	1	0	0	33	149	4.50	1	2	13	2	2	24:50			
11/27	at Washington	18	10	6	2	55	332	6.00	25	15	1	165	1	1	9	29	167	5.80	0	2	20	0	0	26:51			
12/4	Pittsburgh	18	8	9	1	53	306	5.80	24	13	1	160	1	1	7	28	146	5.20	0	6	48	0	0	27:05			
12/18	at New Orleans	21	13	6	2	69	320	4.60	26	13	0	89	0	4	8	39	231	5.90	2	3	30	1	1	30:56			
12/24	at Baltimore	17	5	11	1	68	327	4.80	33	22	0	212	0	2	6	33	115	3.50	0	5	48	2	1	32:44			
1/1	Arizona	20	10	9	1	61	298	4.90	26	19	0	166	0	1	3	34	132	3.90	2	5	70	1	1	32:24			
1/8	Tampa Bay	22	10	11	1	67	382	5.70	30	19	0	208	2	2	16	35	174	5.00	1	2	18	1	1	34:49			
2022 TOTALS		330	152	148	30	1,011	5,417	5.36	415	257	9	2,699	17	37	228	559	2,718	4.29	17	68	594	21	12	--			

TEAM GAME - DEFENSE

OPPONENT

(AS OF SEP 5, 2023, 4:17 PM EDT)

2022 : REGULAR SEASON

OPPONENT

DATE	OPPONENT	FIRST DOWNS					OFFENSE				NET PASSING					NET RUSHING			PEN				FUMBLES				
		T	R	P	PN	AT	YDS	AVG	A	C	I	YDS	TD	SK	YDS	AT	YDS	AVG	TD	NO	YD	NO	LST	TOP			
9/11	New Orleans	18	5	12	1	57	385	6.80	34	23	0	234	2	4	35	19	151	7.90	1	8	99	1	1	26:16			
9/18	at L.A. Rams	24	6	16	2	63	337	5.30	36	27	2	272	3	1	0	26	65	2.50	1	3	61	1	1	30:24			
9/25	at Seattle	23	8	15	0	69	420	6.10	44	32	1	308	2	2	17	23	112	4.90	0	6	47	0	0	31:46			
10/2	Cleveland	22	13	9	0	71	403	5.70	35	21	1	226	0	1	8	35	177	5.10	2	7	51	1	1	35:44			
10/9	at Tampa Bay	26	7	17	2	75	420	5.60	52	35	0	351	1	0	0	23	69	3.00	1	6	45	0	0	29:26			
10/16	San Francisco	21	4	15	2	57	346	6.10	41	29	2	296	2	0	0	16	50	3.10	0	5	30	1	1	26:35			
10/23	at Cincinnati	29	5	22	2	66	537	8.10	42	34	0	459	3	3	22	21	78	3.70	2	5	17	0	0	33:05			
10/30	Carolina	23	10	12	1	73	478	6.50	36	19	1	309	1	1	8	36	169	4.70	3	9	74	0	0	31:31			
11/6	L.A. Chargers	19	3	16	0	67	336	5.00	43	30	1	245	1	0	0	24	91	3.80	1	5	45	1	1	28:11			
11/10	at Carolina	18	13	4	1	64	333	5.20	16	10	0	101	0	1	7	47	232	4.90	2	10	89	0	0	34:12			
11/20	Chicago	20	12	7	1	66	288	4.40	21	14	1	128	1	4	25	41	160	3.90	2	7	56	2	0	35:10			
11/27	at Washington	20	11	8	1	60	314	5.20	23	14	1	138	2	0	0	37	176	4.80	0	4	28	0	0	33:09			
12/4	Pittsburgh	22	11	10	1	65	351	5.40	28	16	0	197	1	0	0	37	154	4.20	0	7	30	1	0	32:55			
12/18	at New Orleans	17	6	11	0	55	348	6.30	19	13	0	214	3	2	17	34	134	3.90	0	6	46	2	1	29:04			
12/24	at Baltimore	15	10	5	0	51	299	5.90	17	9	0	115	1	0	0	34	184	5.40	0	1	6	1	0	27:16			
1/1	Arizona	22	8	13	1	69	339	4.90	40	24	0	213	1	2	9	27	126	4.70	0	8	50	0	0	27:36			
1/8	Tampa Bay	12	4	8	0	54	222	4.10	34	22	0	136	2	0	0	20	86	4.30	0	3	30	1	1	25:11			
2022 TOTALS		351	136	200	15	1,082	6,156	5.69	561	372	10	3,942	26	21	148	500	2,214	3.82	15	100	804	12	7	--			

TEAM GAME - DEFENSE

SECTION TITLE: *Individual GxG Stats: PASSING*

The REGULAR season selected does not have any data. Please check "Report Season(s)" dropdowns under the "Generated Content" - has this REGULAR season happened yet?

TEAM GAME - DEFENSE

SECTION TITLE: *Individual GYG Stats: RECEIVING*

The REGULAR season selected does not have any data. Please check "Report Season(s)" dropdowns under the "Generated Content" - has this REGULAR season happened yet?

TEAM GAME - DEFENSE

SECTION TITLE: *Individual GxG Stats - RUSHING*

The REGULAR season selected does not have any data. Please check "Report Season(s)" dropdowns under the "Generated Content" - has this REGULAR season happened yet?

TEAM GAME - DEFENSE

SECTION TITLE: *Individual GYG Stats - DEFENSIVE*

The REGULAR season selected does not have any data. Please check "Report Season(s)" dropdowns under the "Generated Content" - has this REGULAR season happened yet?



RECORDS & RESULTS

2023



TEAM RECORDS

ALL TIME RECORDS

TOTAL REGULAR SEASON GAMES PLAYED

882

REGULAR SEASON RECORD

383-483-6 (57 seasons)

HOME/AWAY RECORDS

Home: 223-217-2

Away: 160-276-4

PLAYOFF GAMES PLAYED

23 (10 home, 11 away, 2 neutral)

PLAYOFF RECORD

9-13 (6-3 home, 3-8 away, 0-2 neutral)

MOST GAMES WON, SEASON

16 1998(14 regular — 2 playoff)

13 2016(11 regular — 2 playoff)

13 2012 (all regular season)

13 2010(all regular season)

12 1980(all regular season)

12 2004(11 regular — 1 playoff)

BEST WINNING PERCENTAGE, OVERALL SEASON

.842 (16-3) 1998

BEST WIN. PER., REG. SEASON

.875 (14-2) 1998

PLAYOFF BERTHS

14 (1978, '80, '82, '91, '95, '98, '02, '04, '08, '10, '11, '12, '16, '17)

DIVISION TITLES

6 1980, '98, '04, '10, '12, '16

CONFERENCE CHAMPIONSHIPS

2 1998, '16

CONSECUTIVES

MOST CONSECUTIVE WINS

9 1998

9 1980

MOST CONSECUTIVE HOME WINS

10 (2 in 1997, 8 in 1998)

MOST CONSECUTIVE ROAD WINS

6 1980

ATTENDANCE

HOME SEASON (10 GAMES)

703,423 1992

703,361 2006

701,556 2005

LARGEST ATTENDANCE, HOME GAME

73,761 (11/12/17 vs. Dal.)

72,866 (12/7/17 vs. N.O.)

72,866 (12/31/17 vs. Car.)

LARGEST ATTENDANCE, AWAY GAME

93,436 (11/14/21 at Dal., AT&T Stadium)

86,436 (12/3/06 at Was., FedEx Field)

CONSECUTIVE SELLOUTS, HOME (REGULAR SEASON)

61 (2008-2015)

LARGE NUMBERS

LARGEST MARGIN OF VICTORY

55 at N.O., 62-7 (9/18/73)

42 vs T.B., 56-14 (9/18/14)

41 at Car., 41-0 (11/24/02)

LARGEST MARGIN OF LOSSES

59 at LA Rams, 0-59 (12/4/76)

BIGGEST COMEBACKS

21 vs. G.B. (11/27/83) Down 21-0, Won 47-41-OT

21 at NY J. (10/23/83) Down 21-0, Won 27-21

18 at Stl. (11/9/80) Down 24-6, Won 33-27 OT

LONGEST GAME PLAYED

4:23 S.F. (10/6/85)

SHORTEST GAME PLAYED

2:16 at N.E. (9/24/72)

SCORING

MOST POINTS, SEASON

540 2016

442 1998

426 1981

MOST POINTS, GAME

62 at N.O. (7) (9/16/73)

56 vs. T.B. (14) (9/18/14)

51 vs. Car. (23) (10/4/98)

MOST POINTS, FIRST HALF

35 at S.F. (10/11/09)

MOST POINTS, SECOND HALF

38 at N.O. (9/16/73)

MOST POINTS, ONE QUARTER

33 vs. T.B., (2nd Qtr) (11/17/91)

MOST POINTS, EACH QUARTER

1st: 21 (Seven Last vs. S.F. (12/18/16)

Times)

2nd: 33 vs. T.B. (11/17/91)

3rd: 24 at N.O. (10/19/80)

4th: 31 at G.B. (9/13/81)

MOST POINTS, BOTH TEAMS, GAME

90 Atlanta (33) vs. Pitt. (57) (12/18/66)

88 Atlanta (47) at G.B. (41) (11/27/83)

85 Atlanta (44) vs. Sea. (41) (12/30/07)

MOST POINTS, BOTH TEAMS, BY QUARTER

1st: 34 Atlanta (13) at LA Rai. (21) (11/30/75)

2nd: 41 Atlanta (20) at N.O. (21) (9/2/79)

3rd: 35 Atlanta (14) vs. Pitt. (21) (12/18/66)

4th: 43 Atlanta (28) vs. Car (15) (11/23/08)

MOST CONSECUTIVE GAMES SCORED IN

176 (2004-2015)

TOUCHDOWNS

MOST TOUCHDOWNS, SEASON

63 2016

53 1998

52 1981

MOST TOUCHDOWNS, GAME

8 Two Times Last vs T.B. (9/18/14) L

MOST TOUCHDOWNS, BOTH TEAMS, GAME

12 Atlanta (5) vs. Pitt. (7) (12/18/66)

POINTS AFTER TOUCHDOWN (PATs)

MOST PATS, SEASON

56 2016

51 1998

51 1981

MOST PATS, GAME

8 Two Times Last vs T.B. (9/18/14)

MOST TWO-POINT CONVERSIONS, SEASON

4 (4 for 4) - 2005

FIELD GOALS

MOST FGs, SEASON

38 (40 att.) -2020

34 (39 att.) -2017

34 (37 att.) -2016

33 (38 att.) -2012

MOST FGs MADE, GAME

6 at N.O. (11/13/94)

6 vs. Ari. (10/1/06)

5 (12 times) last vs. LV (11/29/20)

MOST FGs MADE, BOTH TEAMS

8 Atlanta (6) at N.O. (2) (11/13/94)

MOST FGs ATTEMPTED, GAME

6 vs. Chi. (5 made) (10/12/08)

6 vs. Ari. (6 made) (10/1/06)

MOST FGs ATTEMPTED, BOTH TEAMS

10 Atlanta (3) vs. Stl. (7) (12/11/66)

FIRST DOWNS

MOST FIRST DOWNS, SEASON

383 2019

379 2016

359 2015

MOST FIRST DOWNS, GAME

35 vs. N.O. (OT) -1979

33 vs. Ari-2010

MOST FIRST DOWNS, BOTH TEAMS

58 Twice, Last ATL (28) vs N.O. (30) (OT) (9/18/14)

MOST FIRST DOWNS, RUSHING, SEASON

152 2022

149 1986

149 1985

MOST FIRST DOWNS, RUSHING, GAME

19 vs. N.O. (10/24/71)

MOST FIRST DOWNS, PASSING, SEASON

258 2019

TEAM RECORDS

246 2012
239 2016

MOST FIRST DOWNS, PASSING, GAME

24 vs. Sea. (10/27/19)
23 vs. Sea. (9/13/20)
22 at Car. (12/9/12)
22 vs. Det. (11/5/95)

MOST FIRST DOWNS, PENALTY, SEASON

42 2010
41 2019

MOST FIRST DOWNS, PENALTY, GAME

8 vs. Ari. (9/19/10)

TOTAL YARDS

MOST NET YARDS GAINED, SEASON

6,653 2016
6,075 2019
6,051 2014

MOST YARDS GAINED, GAME

571 vs. Car., (90-R, 481-P)(10/2/16)
568 vs. N.O., (123-R, 445-P)(9/7/14)
563 vs. STL, (209-R, 354-P)(11/9/180)

MOST YARDS GAINED, GAME, BOTH TEAMS

1,092 Atlanta (447) at Pitt. (645)(11/10/02)
1,061 Atlanta (552) at N.O. (509)(9/2/79)

MOST TOTAL PLAYS, SEASON

1,144 1981
1,097 2010
1,096 2019

RUSHING

RUSHING YARDS

MOST YARDS GAINED, SEASON

*2,939 2006
2,718 2022
*2,672 2004
*2,546 2005

*NFL leader

MOST YARDS GAINED, GAME

318 vs. Det (9/7/08)
306 vs. T.B. (9/17/06)
297 vs. LA Rams (10/1/72)

MOST YARDS GAINED, BOTH TEAMS, GAME

476 Atlanta (169) vs. Was. (307) (11/3/85)

RUSHING ATTEMPTS

MOST RUSHING ATTEMPTS, SEASON

582 1977
578 1986
560 2008

MOST RUSHING ATTEMPTS, GAME

58 at T.B. (11/27/77)

MOST RUSHING ATT. BOTH TEAMS, GAME

105 Atlanta (43) at Oak. (62) (11/30/75)

AVERAGE GAIN

BEST RUSHING AVERAGE, SEASON

5.5 2006
5.1 2004
4.8 2005

RUSHING TOUCHDOWNS

MOST TDS RUSHING, SEASON

23 2008
23 2002
20 2004
20 2016

MOST TDS RUSHING, GAME

5 vs. Car. (11/23/08)
5 at S.D. (10/21/73)

PASSING

PASSING YARDS

MOST NET YARDS PASSING, SEASON

4,714 2019
4,944 2016
4,553 2014

MOST NET YARDS PASSING, GAME

503 vs. Car. (10/2/16)

448 vs. N.O. (9/7/14)

441 vs. Sea. (10/27/19)

MOST NET YDS PASSING, BOTH TEAMS, GAME

807 Atlanta (365) vs. S.F. (442) (10/14/90)

PASSING ATTEMPTS

MOST PASSING ATTEMPTS, SEASON

684 2019
659 2013
632 2014

MOST PASSING ATTEMPTS, GAME

66 vs. Det. (37 comp.) (12/24/89)
61 at Arz. (34 comp.) (10/27/13)
61 at N.O. (40 comp.) (12/26/11)

MOST PASSING ATT. BOTH TEAMS, GAME

102 Atlanta (45) vs. S.F. (57) (10/6/85)

PASS COMPLETIONS

MOST PASSES COMPLETED, SEASON

445 (659 att.) -2013
422 (615 att.) -2012
418 (632 att.) -2014

MOST PASSES COMPLETED, GAME

40 at N.O. (61 att.) (12/26/11)
39 vs. Sea. (52 att.) (10/27/19)

MOST PASSES COMP. BOTH TEAMS, GAME

68 Atlanta (31) vs. S.F. (37) (10/6/85)
68 Atlanta (37) vs. Sea (31) (9/13/20)

COMPLETION PERCENTAGE

BEST COMPLETION PERCENTAGE, SEASON

69.9 2016
68.6 2012
67.5 2013

PASSING TOUCHDOWNS

MOST TD PASSES, SEASON

38 2016
33 1992
32 2012

MOST TD PASSES, GAME

5 at T.B. (12/13/92)

MOST TD PASSES, BOTH TEAMS, GAME

10 Atlanta (4) vs. S.F. (6) (10/14/90)

INTERCEPTIONS

MOST PASSES HAD INTERCEPTED, SEASON

32 (501 att.) -1987
31 (355 att.) -1974
30 (600 att.) -1996

FEWEST PASSES, INTERCEPTED, SEASON

7 (608 att.) -2018
7 (534 att.) -2016
9 (577 att.) -2010
9 (415 att.) -2022
10 (507 att.) -1983

NEGATIVE PASS PLAYS

FEWEST TIMES PASSER THROWN FOR LOSS, SEASON

17 (434 att.) -2008
23 (577 att.) -2010
24 (530 att.) -2017

FEWEST SACKS PER PLAY, SEASON

1 per 33.4 2014
plays
1 per 26.9 2016
plays
1 per 25.5 2008
plays

PUNTING

HIGHEST PUNTING AVERAGE, SEASON

46.7 2016
46.4 2015
45.9 2012

MOST PUNTS, SEASON

110 1978
MOST PUNTS, GAME
12 vs. Was. (12/10/78)

PUNT RETURNS

TEAM RECORDS

PUNT RETURN AVERAGE

HIGHEST PUNT RETURN AVERAGE, SEASON

16.2	2022
14.3	2003
13.6	2001
13.3	2014

PUNT RETURNS

MOST PUNT RETURNS, SEASON

60	1976
----	------

MOST PUNT RETURNS, GAME

8	Three Times, Last at Det. (11/12/00)
---	--------------------------------------

PUNT RETURN YARDS

MOST YARDS GAINED, SEASON

635	1974
613	2003
536	1980

MOST YARDS GAINED, GAME

139	vs. Dal. (11/11/01)
-----	---------------------

PUNT RETURN TOUCHDOWNS

MOST TD RETURNS, SEASON

2	(1970, 1999)
---	--------------

MOST TD RETURNS, GAME

1	16 Times, Last at Car. (11/17/19)
---	-----------------------------------

KICKOFF RETURNS

KICKOFF RETURN AVERAGE

HIGHEST KICKOFF RETURN AVERAGE, SEASON

26.5	2010
25.7	2015
25.2	1998

KICKOFF RETURN YARDS

MOST KICKOFF RETURNS, SEASON

87	1996
----	------

MOST YARDS GAINED, SEASON

1,890	2000
1,825	1996
1,737	1966

MOST YARDS GAINED, GAME

257	at Den. (9/10/00)
249	vs. Pitt. (9/27/93)
237	vs. Sea. (12/30/07)

KICKOFF RETURN TOUCHDOWNS

MOST TD RETURNS, SEASON

3	2000
---	------

TURNOVERS

FUMBLES LOST

MOST FUMBLES HAD, SEASON

42	1972
----	------

MOST FUMBLES LOST, SEASON

24	1974
----	------

MOST FUMBLES LOST, GAME

5	Three Times Last vs. N.O. (11/25/79)
---	--------------------------------------

TURNOVERS

MOST TURNOVERS, SEASON

55	(24 Fum., 31 int.) -1974
----	--------------------------

MOST TAKEAWAYS, SEASON

48	1977
----	------

BIGGEST TURNOVER DIFFERENTIAL, SEASON

23	(48 Takeaways, 25 Turnovers) -1977
20	(44 Takeaways, 24 Turnovers) -1998

BIGGEST TURNOVER DEFICIT, SEASON

-26	(29 Takeaways, 55 Turnovers) -1974
-22	(27 Takeaways, 49 Turnovers) -1987

INTERCEPTIONS

MOST INTERCEPTIONS, SEASON

26	1980
26	1977

MOST INTERCEPTIONS, GAME

6	at N.O. (9/16/73)
6	vs. LA Rams. (10/1/72)

SACKS

MOST SACKS, SEASON

55	1997
48	2004
47	2002
47	1978

MOST SACKS, GAME

10	at N.O. (10/12/97)
----	--------------------

MOST SACK YARDAGE, SEASON

425	1978
396	1980
391	1977

OPPONENT FUMBLES

MOST FUMBLES, GAME

7	at Min. (12/21/08)
7	vs. Phi. (10/5/76)

PENALTIES

MOST PENALTIES, SEASON

130	(1,083 yds.) -1978
-----	--------------------

MOST PENALTIES, GAME

17	at S.F. (11/5/78)
----	-------------------

FEWEST PENALTIES, SEASON

55	(415 yds.) (2012)*
58	(598 yds.) -2010
63	(601 yds.) -1969
63	(659 yds.) -1968

*NFL Record

FEWEST PENALTIES, GAME

1	20 Times, Last vs. Cle. (10/2/22)
---	-----------------------------------

MOST YARDS, PENALTIES, GAME

153	vs. G.B., (16 penalties) (12/26/72)
-----	-------------------------------------

TIME OF POSSESSION

LARGEST ADVANTAGE, GAME (ATLANTA IN REGULATION)

45:15	Atl. at Oak. (14:45) (11/2/08)
43:21	Atl. vs. LA Rams (16:39) (11/17/85)
42:39	Atl. vs. S.F. (17:21) (12/19/82)

INDIVIDUAL RECORDS

SCORING

MOST POINTS, CAREER

1,163	Matt Bryant (2009-19)
806	Morten Andersen (1995-00, 2006-07)
558	Mick Luckhurst (1981-87)
468	Younghoe Koo (2019-23)
436	Norm Johnson (1991-94)

MOST POINTS, SEASON

158	Matt Bryant (2016)
144	Younghoe Koo (2020)
143	Matt Bryant (2012)
138	Jay Feely (2002)
137	Matt Bryant (2017)

MOST POINTS, GAME

24	Michael Turner vs. Car. (11/23/08)
24	T.J. Duckett vs. Oak. (12/12/04)
20	Norm Johnson at N.O. (11/13/94)

MOST CONSECUTIVE GAMES SCORING

124	Morten Andersen (1995-WK 1, 2000, 2006 W2-W17, 2007 W 2-W 17)
95	Matt Bryant (2009-WK 13, 2015)

TOUCHDOWNS

MOST TOUCHDOWNS, CAREER

63	Roddy White (2005-15)
61	Michael Turner (2008-12)
60	Julio Jones (2011-20)
57	Terance Mathis (1994-2001)
56	Andre Rison (1990-94)
48	Gerald Riggs (1982-88)

MOST TOUCHDOWNS, SEASON

17	Michael Turner (2008)
16	Jamal Anderson (1998)
15	Andre Rison (1993)
14	Devonta Freeman (2015)

MOST TOUCHDOWNS, GAME

4	Michael Turner vs. Car. (11/23/08)
4	T.J. Duckett vs. Oak. (12/12/04)

MOST CONSECUTIVE GAMES, TD SCORED

7	Michael Turner (2009)
7	T.J. Duckett (2003)
6	Terance Mathis (1998)

TWO-POINT CONVERSIONS

MOST TWO-POINT CONVERSIONS, CAREER

6	Terance Mathis (1994-2001)
3	Brian Finneran (2000-08)

MOST TWO-POINT CONVERSIONS, SEASON

3	Terance Mathis (1995)
3	Brian Finneran (2005)
2	Terance Mathis (1994)

KICKING

POINTS AFTER TOUCHDOWN (PATs)

MOST PATS MADE, CAREER

386	Matt Bryant (2009-19)
254	Morten Andersen (1995-2000, 2006-07)
213	Mick Luckhurst (1981-87)
143	Norm Johnson (1991-94)
142	Jay Feely (2001-04)

MOST PATS ATTEMPTED, CAREER

390	Matt Bryant (2009-19)
256	Morten Andersen (1995-2000, 2006-07)
216	Mick Luckhurst (1981-87)
144	Norm Johnson (1991-94)
144	Jay Feely (2001-04)

MOST PATS MADE, SEASON

56	Matt Bryant (2016)
51	Morten Andersen (1998)
51	Mick Luckhurst (1981)

MOST PATS ATTEMPTED, SEASON

57	Matt Bryant (2016)
52	Morten Andersen (1998)
51	Mick Luckhurst (1981)

MOST PATS MADE, GAME

8 (Twice)	Last, Matt Bryant vs T.B. (9/18/14)
-----------	-------------------------------------

MOST PATS ATTEMPTED, GAME

8 (Twice)	Last, Matt Bryant vs T.B. (9/18/14)
-----------	-------------------------------------

MOST CONSECUTIVE PATS MADE

257	Matt Bryant (2009 W13-2016 W10)
153	Morten Andersen (1998 W4-2000, '06-07)
139	Norm Johnson (1991-94)
134	Mick Luckhurst (1983-87)

FIELD GOALS

MOST FGS MADE, CAREER

259	Matt Bryant (2009-19)
184	Morten Andersen (1995-2000, 2006-07)
119	Younghoe Koo (2019-22)
115	Mick Luckhurst (1981-87)
98	Jay Feely (2001-04)

MOST FGS MADE, SEASON

37	Younghoe Koo (2020)
34	Matt Bryant (2017 & '16)
33	Matt Bryant (2012)

MOST FGS MADE, GAME

6	Norm Johnson at N.O. (11/13/94)
6	Morten Andersen vs. Ari (10/1/06)

MOST FGS ATTEMPTED, CAREER

296	Matt Bryant (2009-19)
224	Morten Andersen (1995-2000, '06-07)
164	Mick Luckhurst (1981-87)
131	Younghoe Koo (2019-2022)

MOST FGS ATTEMPTED, SEASON

40	Jay Feely (2002)
39	Younghoe Koo (2020)
39	Matt Bryant (2017)

MOST FGS ATTEMPTED, GAME

6	Jason Elam vs. Chi. (10/12/08)
6	Norm Johnson at N.O. (11/13/94)

MOST CONSECUTIVE FGS MADE

30	Matt Bryant (2010) (16), (2011) (1st 14)
27	Younghoe Koo (2020)
26	Norm Johnson (1992) (5), (1993) (1st 21)
18	Todd Peterson (2005)
18	Morten Andersen (1995) (Wks. 1-9)

BEST FG PERCENTAGE, CAREER (MIN. 35)

0.908	Younghoe Koo (119 of 131) (2019-22)
0.875	Matt Bryant (250 of 282) (2009-18)
0.866	Norm Johnson (84 of 97) (1991-94)
0.821	Morten Andersen (184 of 224) (95-2000, 2006-07)

BEST FG PERCENTAGE, SEASON

0.983	Norm Johnson, 26 of 27 (1993)
0.952	Matt Bryant, 20 of 21 (2018)
0.949	Younghoe Koo, 37 of 39 (2020)

MOST 50-YARD FGS, CAREER

38	Matt Bryant (2009-2019)
20	Younghoe Koo (2019-22)
15	Morten Andersen (1995-00, 2006-07)
8	Norm Johnson (1991-94)
8	Mick Luckhurst (1981-87)

MOST 50-YARD FG'S, SEASON

8	Younghoe Koo -2020
8	Morten Andersen -1995
8	Matt Bryant -2017

MOST 50-YARD FG'S, GAME

3	Morten Andersen*
---	------------------

* (tied for NFL Record, Neil Rackers in '04)

LONGEST FIELD GOAL, CAREER

59 yds	Matt Bryant vs. K.C., (12/4/16)
59 yds	Morten Andersen vs. S.F., (12/24/95)
58 yds	Michael Koenen vs. N.E., (10/9/05)

RUSHING

RUSHING YARDS

MOST YARDS GAINED, CAREER

6,631	Gerald Riggs (1982-88)
6,081	Michael Turner (2008-12)
5,986	William Andrews (1979-86)
5,981	Warrick Dunn (2002-07)
5,336	Jamal Anderson (1994-01)

MOST YARDS GAINED, SEASON

1,846	Jamal Anderson -1998
1,719	Gerald Riggs -1985
1,699	Michael Turner -2008

MOST 1,000-YARD SEASONS

4	Jamal Anderson (1996-98, 2000)
---	--------------------------------

INDIVIDUAL RECORDS

4	William Andrews (1979-81, 1983)
3	Warrick Dunn (2004-06)
3	Gerald Riggs (1984-86)
3	Michael Turner (2008, 10-11)

MOST CONSECUTIVE 1,000-YARD SEASONS

3	Warrick Dunn (2004-06)
3	Jamal Anderson (1996-98)
3	Gerald Riggs (1984-86)
3	William Andrews (1979-81)

MOST YARDS GAINED, GAME

220	Michael Turner vs. Det. (22 att), (9/7/08)
208	Michael Turner vs. Stl. (25 att), (12/28/08)
202	Gerald Riggs at N.O. (35 att), (9/2/84)

MOST 100-YARD GAMES, CAREER

27	Michael Turner (2008-12)
25	Gerald Riggs (1982-88)
22	William Andrews (1979-86)

MOST 100-YARD GAMES, SEASON

12	Jamal Anderson -1998
9	Gerald Riggs -1985
8	Michael Turner -2008

RUSHING ATTEMPTS

MOST RUSHING ATTEMPTS, CAREER

1,587	Gerald Riggs (1982-88)
1,413	Warrick Dunn (2002-07)
1,411	Michael Turner (2008-12)
1,329	Jamal Anderson (1984-01)
1,315	William Andrews (1979-1988)

MOST RUSHING ATTEMPTS, SEASON

410	Jamal Anderson -1998
397	Gerald Riggs -1985
376	Michael Turner -2008

MOST RUSHING ATTEMPTS, GAME

41	Gerald Riggs vs. LA Rm. (123 yds), (11/17/85)
39	Gerald Riggs at N.O. (158 yds), (12/22/85)
37	Eric Pegram at Cin. (180 yds), (12/26/93)

RUSHING TOUCHDOWNS

MOST TDS RUSHING, CAREER

60	Michael Turner (2008-12)
48	Gerald Riggs (1982-88)
34	Jamal Anderson (1994-2001)

MOST TDS RUSHING, SEASON

17	Michael Turner -2008
14	Jamal Anderson -1998
13	Gerald Riggs -1984

MOST TDS RUSHING, GAME

4	Michael Turner vs. Car. (11/23/08)
4	T.J. Duckett vs. Oak., (12/12/04)

MOST CONSECUTIVE GAMES, RUSHING TD

7	Michael Turner -2009
7	T.J. Duckett -2003
5	Michael Turner -2012

AVERAGE GAIN

HIGHEST AVERAGE GAIN, CAREER (750 CARRIES)

4.6	William Andrews (1979-86)
4.3	Michael Turner (2008-12)
4.2	Warrick Dunn (2002-07)
4.2	Gerald Riggs (1982-88)

HIGHEST AVERAGE GAIN, SEASON (MIN. 150 CARRIES)

5.1	Warrick Dunn -2005
4.9	Michael Turner -2009
4.9	William Andrews -1980

HIGHEST AVERAGE GAIN, GAME (MIN. 10 CARRIES)

17.3	Michael Vick at Min. (10-173), (12/1/02)
13.8	Michael Vick vs. N.O. (12-166), (11/26/06)
10.4	Warrick Dunn vs. NYG (14-146), (10/15/06)

PASSING

PASSING YARDS

MOST YARDS GAINED PASSING, CAREER

59,735	Matt Ryan (2008-21)
23,470	Steve Bartkowski (1975-85)
14,066	Chris Miller (1987-93)

MOST GROSS YARDS PASSING, SEASON

4,944	Matt Ryan -2016
4,719	Matt Ryan -2012
4,694	Matt Ryan -2014

MOST 300-YARD GAMES, CAREER

73	Matt Ryan (2008-21)
12	Steve Bartkowski (1975-85)
8	Chris Miller (1987-93)

MOST 300-YARD GAMES, SEASON

11	Matt Ryan -2019
8	Matt Ryan -2018
7	Matt Ryan -2013
7	Matt Ryan -2012
6	Matt Ryan -2014
6	Matt Ryan -2011

MOST GROSS YARDS PASSING, GAME

503	Matt Ryan vs. Car (48-33), (10/2/16)
460	Matt Schaub vs. Sea. (39-52), (10/27/19)
450	Matt Ryan vs. Sea., 25-38 (9/13/20)
448	Matt Ryan vs. N.O. (37-34), (9/7/14)
431	Chris Chandler vs. Buf. (28-40), (12/23/01)

PASSING ATTEMPTS

MOST PASSES ATTEMPTED, CAREER

8,003	Matt Ryan (2008-21)
3,330	Steve Bartkowski (1975-85)
2,089	Chris Miller (1987-93)

MOST PASSES ATTEMPTED, SEASON

651	Matt Ryan -2013
628	Matt Ryan -2014
626	Matt Ryan -2020

MOST PASSES ATTEMPTED, GAME

66	Chris Miller vs. Det. (37 comp), (12/24/89)
61	Matt Ryan vs. NE (34 comp.), (9-29-13)
56	Steve Bartkowski vs. Oak. (34 comp), (9/19/82)

PASS COMPLETIONS

MOST PASSES COMPLETED, CAREER

5,242	Matt Ryan (2008-21)
1,871	Steve Bartkowski (1975-85)
1,129	Chris Miller (1987-93)

MOST PASSES COMPLETED, SEASON

439	Matt Ryan -2013
422	Matt Ryan -2012
415	Matt Ryan -2014

MOST PASSES COMPLETED, GAME

39	Matt Schaub vs. Sea., (10/27/19)
37	Matt Ryan vs. Sea. (9/13/20)
37	Matt Ryan at SF., (12/23/13)
37	Matt Ryan vs. T.B., (11/1/15)
37	Chris Miller vs. Det., (12/24/89)

COMPLETION PERCENTAGE

HIGHEST COMPLETION PERCENTAGE, CAREER (600 ATT.)

65.5	Matt Ryan (2008-21)
60.5	Jeff George (1994-96)
59.8	Bobby Hebert (1993-96)

HIGHEST COMPLETION PERCENTAGE, SEASON

0.699	Matt Ryan -2016
0.694	Matt Ryan -2018
0.686	Matt Ryan -2012
0.681	Wade Wilson -1992

HIGHEST COMPLETION PERCENTAGE, GAME (MINIMUM 20 ATT.)

0.875	Matt Ryan vs. T.B. (56-14), (9/18/14)
0.857	Matt Ryan vs. G.B. (24-28), (11/28/10)
0.857	Steve Bartkowski vs. Det. (24-28), (9/9/84)
0.826	Steve Bartkowski at Pitt. (19-23), (10/28/84)
0.826	Steve Bartkowski at S.F. (19-23), (9/25/83)

QB RATING

BEST QB RATING, CAREER

94.2	Matt Ryan (2008-21)
87.4	Chris Chandler (1997-2001)
85.6	Jeff George (1994-96)

BEST QB RATING, SEASON (MINIMUM 100 ATT.)

117.1	Matt Ryan -2016
110.2	Wade Wilson -1992
108.1	Matt Ryan -2018
106.7	Bob Berry -1969

PASSING TOUCHDOWNS

MOST TD PASSES, CAREER

367	Matt Ryan (2008-21)
154	Steve Bartkowski (1975-85)
87	Chris Chandler (1997-2001)
87	Chris Miller (1987-93)

INDIVIDUAL RECORDS

MOST TD PASSES, SEASON

38	Matt Ryan -2016
35	Matt Ryan -2018
32	Matt Ryan -2012
31	Steve Bartkowski -1980

MOST TD PASSES, GAME

5	Matt Ryan vs. N. O. (9/23/18)
5	Wade Wilson vs. T.B. (12/13/92)

MOST CONSECUTIVE GAMES, TD PASS

30	Matt Ryan (2015-17)
27	Chris Chandler (1997-99)
22	Matt Ryan (2011-12)

INTERCEPTIONS

MOST CONSECUTIVE PASSES WITHOUT INT.

213	Matt Ryan -2018
197	Steve Kartkowski -1982-83
185	Matt Ryan -2010
185	Chris Miller -1989

MOST CONSECUTIVE GAMES WITHOUT INT.

6	Michael Vick -2002
5	Matt Ryan -2021
5	Matt Ryan -2018
5	Steve Bartkowski -1983

LOWEST INTERCEPTION PCT., CAREER

2.1	Matt Ryan (2008-21)
2.7	Jeff George (1994-96)
3.0	Michael Vick (2001-06)

LOWEST INTERCEPTION PCT., SEASON (MINIMUM 150 ATT.)

1.2	Matt Ryan (7-608) -2018
1.3	Matt Ryan (7-534) -2016
1.2	Steve Bartkowski (5-432) -1983
1.6	Matt Ryan (9-571) -2010

RECEIVING RECEPTIONS

MOST PASSES CAUGHT, CAREER

848	Julio Jones (2011-20)
808	Roddy White (2005-15)
573	Terance Mathis (1994-2001)
423	Andre Rison (1990-94)

MOST PASSES CAUGHT, SEASON

136	Julio Jones -2015
115	Roddy White -2010
113	Julio Jones -2018
111	Terance Mathis -1994

MOST PASSES CAUGHT, GAME

15	William Andrews vs. Pitt. (124 yds), (11/15/81)
14	Andre Rison at Det. (193 yds), (9/4/94)
13	Six Times: Last, Julio Jones at S.F. (134 yds), (12/15/19)

MOST 50+ CATCH SEASONS

9	Julio Jones (2011-20)
8	Terance Mathis (1994-2001)
8	Roddy White (2007-14)
5	Andre Rison (1990-94)

RECEIVING YARDS

MOST YARDS GAINED RECEIVING, CAREER

12,896	Julio Jones (2011-20)
10,863	Roddy White (2005-15)
7,349	Terance Mathis (1994-2001)
6,267	Alfred Jenkins (1975-83)

MOST YARDS GAINED RECEIVING, SEASON

1,871	Julio Jones -2015
1,677	Julio Jones -2018
1,593	Julio Jones -2014
1,444	Julio Jones -2017
1,409	Julio Jones -2016

MOST YARDS GAINED RECEIVING, GAME

300	Julio Jones vs. Car (12 rec), (10/2/16)
259	Julio Jones at G.B. (11 rec), (12/8/14)
210	Roddy White at S.F. (8 rec), (10/11/09)
201	Roddy White vs. Cin. (11 rec), (10/24/10)

MOST 100-YARD GAMES, CAREER

58	Julio Jones (2011-20)
39	Roddy White (2005-15)
16	Alfred Jenkins (1975-83)

MOST 100-YARD RECEIVING GAMES, SEASON

10	Julio Jones -2018
9	Julio Jones -2015
8	Calvin Ridley -2020
7	Julio Jones -2014

7	Julio Jones -2016
7	Roddy White -2012
7	Roddy White -2008

RECEIVING TOUCHDOWNS

MOST TD RECEPTIONS, CAREER

63	Roddy White (2005-15)
60	Julio Jones (2011-20)
57	Terance Mathis (1994-2001)
56	Andre Rison (1990-94)

MOST TD RECEPTIONS, SEASON

15	Andre Rison -1993
13	Alfred Jenkins -1981
12	Andre Rison -1991

MOST TD RECEPTIONS, GAME

3	8 Times: Last vs. Was. (Cordarrelle Patterson) (10/3/21)
---	--

YARDS PER CATCH

HIGHEST PER CATCH AVERAGE, SEASON (MINIMUM 20 CATCHES)

22.5	Ken Burrow (33) -1971
22.4	Michael Haynes (50) -1991
21.3	Brian Finneran (23) -2001

KICKOFF RETURNS KICKOFF RETURN YARDS

MOST RETURN YARDS, CAREER

5,489	Allen Rossum (2002-06)
3724	Eric Weems (2007-16)
3,388	Deion Sanders (1989-93)

MOST RETURN YARDS, SEASON

1,491	Darrick Vaughn -2001
1,317	Jerious Norwood -2007
1,311	Jerious Norwood -2008

MOST RETURN YARDS, GAME

249	Tony Smith vs. Pitt., (9/27/93)
220	Allen Rossum vs. Pitt., (10/22/06)
198	Darrick Vaughn at Stl., (1/6/02)
198	Clarence Verdin vs. N.O., (12/11/94)

LONGEST KICKOFF RETURNS

103t	Cordarrelle Patterson vs. Chi., (11/20/22)
102t	Eric Weems at T.B., (12/5/10)
100t	Darrick Vaughn at Den., (9/10/00)
100t	Deion Sanders at S.F., (10/13/91)
100t	Dennis Pearson at Stl., (12/17/78)

KICKOFF RETURN AVERAGE

HIGHEST AVERAGE RETURN, CAREER (MIN. 75)

25.7	Darrick Vaughn (2000-01)
25.5	Jerious Norwood (2006-09)
25.3	Eric Weems (2007-16)

HIGHEST AVERAGE RETURN, SEASON (MIN. 25)

27.7	Darrick Vaughn -2000
27.5	Eric Weems -2010
27.5	Sylvester Stamps -1987

KICKOFF RETURNS

MOST RETURNS, CAREER

250	Allen Rossum (2002-06)
147	Deion Sanders (1989-93)
147	Eric Weems (2006-16)

MOST RETURNS, SEASON

62	Allen Rossum -2003
61	Darrick Vaughn -2001
58	Allen Rossum -2004

KICKOFF RETURN TOUCHDOWNS

MOST TOUCHDOWNS, KICKOFF RETURNS, CAREER

4	Darrick Vaughn (2000-01)
3	Deion Sanders (1989-93)
2	Byron Hanspard (1997-99)

PUNT RETURNS PUNT RETURN YARDS

MOST RETURN YARDS, CAREER

1,723	Allen Rossum (2002-06)
1,309	Eric Weems (2007-16)
1,251	Billy Johnson (1982-87)

MOST RETURN YARDS, SEASON

545	Allen Rossum -2003
-----	--------------------

INDIVIDUAL RECORDS

489 Billy Johnson -1983
457 Allen Rossum -2004

MOST RETURN YARDS, GAME

139 Darrien Gordon vs. Dal. (11/11/01)
116 Billy Johnson at NYJ (10/23/83)
108 Al Dodd vs. Chi. (10/13/74)

LONGEST PUNT RETURNS

79t Deion Sanders vs. Cin., (10/28/90)
77t Tom McCauley vs. N.O., (10/25/70)
75t Allen Rossum at K.C., (10/24/04)
75t John Mallory vs. Min., (12/20/70)

PUNT RETURN AVERAGE

HIGHEST RETURN AVERAGE, CAREER (MIN. 75)

11.2 Allen Rossum (2002-05)
10.9 Eric Weems (2007-16)
10.1 Billy Johnson (1982-87)

HIGHEST RETURN AVERAGE, SEASON (MIN. 20)

14.1 Darrien Gordon -2001
14 Allen Rossum -2003

HIGHEST RETURN AVERAGE, GAME (MIN. 3)

46.3 Darrien Gordon vs. Dal., (11/11/01)
31 Harry Douglas vs. Car., (11/23/08)
31 Billy Johnson vs. LA Raid., (11/21/82)

PUNT RETURNS

MOST RETURNS, CAREER

154 Allen Rossum (2002-06)
124 Billy Johnson (1982-87)
109 Rolland Lawrence (1973-80)

MOST RETURNS, SEASON

54 Rolland Lawrence -1976
52 Todd Kinchen -1997
51 Rolland Lawrence -1977

MOST RETURNS, GAME

8 Tim Dwight at Det. (11/12/00)
8 Rolland Lawrence at S.F., (10/9/77)

PUNT RETURN TOUCHDOWNS

MOST TOUCHDOWNS, PUNT RETURNS, CAREER

2 Allen Rossum (2002-06)
2 Tim Dwight (1998-2000)
2 Deion Sanders (1989-93)

NET YARDS

COMBINED NET YARDS (RUSHING, RECEIVING, KO & PUNT RETURNS)

COMBINED RETURN YARDS, CAREER

7,212 Allen Rossum (2002-06)
5,033 Eric Weems (2007-16)
4,177 Deion Sanders (1989-93)

MOST COMBINED RETURN YARDS, SEASON

1,836 Allen Rossum -2003
1,707 Allen Rossum -2004
1,491 Darrick Vaughn -2001

MOST COMBINED RETURNS, CAREER

404 Allen Rossum (2002-06)
267 Eric Weems (2006-16)
240 Deion Sanders (1989-93)

MOST COMBINED RETURNS, SEASON

101 Allen Rossum -2003
95 Allen Rossum -2004
77 Allen Rossum -2002

NET YARDS

MOST COMBINED YARDS, CAREER

10,882 Roddy White (2005-15)
8,704 William Andrews (1979-86)
8,345 Gerald Riggs (1982-88)

MOST COMBINED YARDS, SEASON

2,207 Jerious Norwood -2007
2,176 William Andrews -1983
2,165 Jamal Anderson -1998

MOST COMBINED YARDS, GAME

300 Julio Jones (0/300) vs. Car., (10/2/16)
296 Eric Metcalf (0/97/176/23) vs. Phi., (9/22/96)
270 Jerious Norwood (56/22/192/0) vs. Stl., (12/28/08)

PUNTING

PUNTING AVERAGE

HIGHEST PUNTING AVERAGE, CAREER (MIN. 100)

45.7 Matt Boshier (2011-19)
42.6 Rick Donnelly (1985-88)
42 Michael Koenen (2005-10)

HIGHEST PUNTING AVERAGE, SEASON (MIN. 35)

47.5 Matt Boshier -2012
47.2 Matt Boshier -2015
46.8 Matt Boshier -2016

HIGHEST PUNTING AVERAGE, GAME (MIN. 4)

66.6 Scott Fulhage vs. S.F., (10/14/90)
52.5 Bradley Pinion vs. Car., (10/30/22)
52.1 Rick Donnelly at Phi., (11/10/85)
50 Matt Boshier at Min., (9/28/14)

HIGHEST NET PUNTING AVERAGE, SEASON

41.6 Matt Boshier -2016
41.2 Bradley Pinion -2022
41.1 Matt Boshier -2013
41.0 Thomas Morstead -2021

PUNTS

MOST PUNTS, CAREER

873 John James (1972-81)
469 Dan Stryzinski (1995-2000)
440 Michael Koenen (2005-10)

MOST PUNTS, SEASON

109 John James -1978
105 John James -1977
101 John James -1976

MOST PUNTS, GAME

12 John James vs. Was., (12/10/78)
11 Rick Donnelly at Phi., (10/30/88)

MOST PUNTS INSIDE 20, SEASON

30 Michael Koenen -2007
29 Michael Koenen -2010
28 John James -1976

LONGEST PUNT

75 Harold Alexander at Chi., (10/3/93)
75 John James vs. Oak., (11/30/75)
72 John James vs. N.O., (9/16/73)

MOST FAIR CATCHES FORCED, SEASON

45 Dan Stryzinski -1997
34 Dan Stryzinski -1999
33 Chris Mohr (2003)

INTERCEPTIONS

PASSES INTERCEPTED

MOST PASSES INTERCEPTED, CAREER

39 Rolland Lawrence (1973-81)
31 Ray Brown (1971-77)
30 Ray Buchanan (1997-2003)
30 Scott Case (1984-94)

MOST PASSES INTERCEPTED, SEASON

10 Scott Case -1988
9 Rolland Lawrence -1975
8 Ray Brown -1974

MOST PASSES INTERCEPTED, GAME

2 33 Times Last time by, Robert Alfordvs. Car., (10/2/16)

MOST CONSECUTIVE GAMES PASS INT.

4 D.J. Johnson (Weeks 2-5, 1994 Season)
4 Ken Reaves (3 games-1970, 1-1971)

INTERCEPTION RETURN YARDS

MOST INTERCEPTION RETURN YARDS, CAREER

658 Rolland Lawrence (1973-80)
574 Ray Brown (1971-77)
520 Deion Sanders (1989-93)
442 Ray Buchanan (1997-03)
439 Ken Reaves (1966-73)

MOST INTERCEPTION RETURN YARDS, SEASON

221 Tom Pridemore -1981
177 DeAngelo Hall -2005
164 Ray Brown -1974

MOST INTERCEPTION RETURN YARDS, GAME

101 Tom Pridemore vs. S.F. (1 INT), (9/20/81)

INTERCEPTIONS RETURNED FOR TOUCHDOWNS

MOST INTERCEPTIONS FOR TDS, CAREER

5 Deion Jones (2016-20)
3 Kevin Mathis (2002-04)

INDIVIDUAL RECORDS

3	Deion Sanders (1989-93)
MOST INTERCEPTIONS FOR TDS, SEASON	
2	Five Times Last by Deion Jones -2016
MOST INTERCEPTIONS FOR TDS, GAME	
2	Kenny Johnson vs. G.B. (26 and 31), (11/27/83)

FUMBLES / SAFETIES

FUMBLE RECOVERIES

MOST RECOVERIES, CAREER	
14	Greg Brezina (12 yds) (1968-79)
13	Tom Pridemore (50 yds) (1978-85)
13	Rolland Lawrence (20 yds) (1973-80)
13	Tommy Nobis (6 yds) (1986-76)
MOST RECOVERIES, SEASON	
5	Four Times, Last by Jeff Yeates (0 yards) -1979
MOST RECOVERIES, GAME	
2	Eight Times, Last by Jacob Tuoti-Mariner vs. L.V., (11/29/20)

FUMBLE RETURN YARDS

MOST YARDS, FUMBLE RECOVERIES, CAREER	
155	Jessie Tuggle (10 recoveries) (1987-97)
113	Bob Glazebrook (4) (1978-83)
111	Joel Williams (8) (1979-89)
MOST YARDS, FUMBLE RECOVERIES, SEASON	
91	Bob Glazebrook (2) -1982
86	DeAngelo Hall (2) -2005
75	Oliver Barnett (1) -1991

FUMBLES RETURNED FOR TOUCHDOWNS

MOST TDS, FUMBLE RECOVERIES, CAREER	
5	Jessie Tuggle (10 recoveries) (1987-98)
MOST TDS, FUMBLE RECOVERIES, SEASON	
2	Kenny Johnson -1981
MOST TDS FUMBLE RECOVERIES, GAME	
1	66 Times: Last by Jaylinn Hawkins vs. SF (10/16/22)

SAFETIES

SAFETIES, CAREER	
2	Three Times, Last by Brian Jordan (1989-91)

SACKS

MOST SACKS, CAREER	
94.5	(757 yds) Claude Humphrey (1968-78)
68.5	(463 yds) John Abraham (2008-12)
58.5	(321.5 yds) Chuck Smith (1992-99)
MOST SACKS, SEASON	
16.5	John Abraham -2008
16	Joel Williams -1980
15.5	Vic Beasley Jr. -2016

MOST SACKS, GAME	
6	Adrian Clayborn vs. Dal., (11/12/17)
5	Chuck Smith at N.O., (10/12/97)
5	Claude Humphrey (Twice)
4	Claude Humphrey at N.O., (12/19/71)

SACK YARDS

MOST SACK YARDS, CAREER	
757	Claude Humphrey (1968-78)
463	John Abraham (2006-12)
395	John Zook (1969-75)
MOST SACK YARDS, SEASON	
137.5	Joel Williams -1980
127.5	Claude Humphrey -1976
109.5	John Abraham -2008

SERVICE

MOST SEASONS PLAYED	
18	Jeff Van Note (1969-86)
17	Mike Kenn (1978-94)
14	Matt Ryan (2008-21)
14	Todd McClure (1999-12)
14	Jessie Tuggle (1987-00)
MOST GAMES PLAYED	
251	Mike Kenn (1978-94)
246	Jeff Van Note (1969-86)
222	Matt Ryan (2008-21)
MOST GAMES STARTED	
251	Mike Kenn
225	Jeff Van Note
222	Matt Ryan
197	Todd McClure
198	Jessie Tuggle
MOST CONSECUTIVE GAMES PLAYED	
155	Jeff Van Note (1976-86)
147	Matt Ryan (Wk.15, '09-Wk. 8, '19)
145	Jake Matthews (Wk.3, '14-Present)
144	Todd McClure (2001-10)
130	Keith Brooking (Wk.1, '01-Wk.16, '08)
MOST CONSECUTIVE GAMES STARTED	
147	Matt Ryan (Wk.15, '09-Wk.8, '19)
145	Jake Matthews (Wk.3, '14-Present)
144	Todd McClure (2001-10)
128	Keith Brooking (2000-08)
123	Bob Whitfield (Wk.1, '93-Wk.11, '00)

CAREER SERVICE & STREAKS

SERVICE

MOST SEASONS PLAYED:

18	Jeff Van Note (1969–86)
17	Mike Kenn (1978–94)
14	Matt Ryan (2008–21)
14	Todd McClure (1999–12)
14	Jessie Tuggle (1987–00)
12	Bob Whitfield (1992–03)
12	Bobby Butler (1981–92)
12	Jonathan Babineaux (2005–16)
11	Keith Brooking (1998–08)
11	Scott Case (1984–94)
11	Steve Bartkowski (1975–85)
11	Jim Mitchell (1969–79)
11	Tommy Nobis (1966–76)

MOST GAMES PLAYED:

251	Mike Kenn (1978–94)
246	Jeff Van Note (1969–86)
222	Matt Ryan (2008–21)
209	Jessie Tuggle (1987–00)
197	Todd McClure (1999–12)
185	Jonathan Babineaux (2005–16)
178	Bob Whitfield (1992–03)
169	Bobby Butler (1981–92)
162	Scott Case (1984–94)
161	Keith Brooking (1998–08)
155	Jim Mitchell (1969–79)
155	Roddy White (2005–14)
151	Greg Brezina (1968–79)

MOST GAMES STARTED:

251	Mike Kenn
225	Jeff Van Note
222	Matt Ryan
197	Todd McClure
189	Jessie Tuggle
167	Bob Whitfield
145	Jake Matthews
145	Keith Brooking
133	Jonathan Babineaux
133	Tommy Nobis
133	Roddy White

MOST CONSECUTIVE GAMES PLAYED:

155	Jeff Van Note (1976–86)
147	Matt Ryan (Wk 15, '09–Wk 8, '19)
145	Jake Matthews (2014–Wk 3, - Present)
144	Todd McClure (2001–10)
130	Keith Brooking (2001–Wk 16–08)
129	Bob Whitfield (1992–Wk 11, '00)
112	Ken Reaves (1966–73)
112	Patrick Kerney (1999–05)

MOST CONSECUTIVE GAMES STARTED:

147	Matt Ryan (Wk 15, '09–Wk 8, '19)
145	Jake Matthews (2014–Wk 3, - Present)
144	Todd McClure (2001–10)
128	Keith Brooking (2000–08)
123	Bob Whitfield (Wk 1, '93–Wk 11, '00)
112	Jeff Van Note (1970–84)

MOST PRO BOWL APPEARANCES:

7	Julio Jones (2012, 14, 15, 16, 17, 18, 19)
6	Claude Humphrey (1970, 71, 72, 73, 74, 77)
6	Jeff Van Note (1974, 75, 79, 80, 81, 82)
5	Jessie Tuggle (1992, 94, 95, 97, 98)
5	Tommy Nobis (1966, 67, 68, 70, 72)
5	George Kunz (1969, 71, 72, 73, 74)
5	Mike Kenn (1980, 81, 82, 83, 84)
5	Keith Brooking (2001, 02, 03, 04, 05)
4	Roddy White (2008, 09, 10, 11)
4	Alge Crumpler (2003, 04, 05, 06)
4	Elbert Shelley (1992, 93, 94, 95)
4	Matt Ryan (2010, 12, 14, 16)

MOST CONSECUTIVE PRO BOWL APPEARANCES:

6	Julio Jones (2014–19)
5	Keith Brooking (2001–05)
5	Claude Humphrey (1970–74)
5	Mike Kenn (1980–84)
4	Roddy White (2008–11)
4	Tony Gonzalez (2010–13)
4	Alge Crumpler (2003–06)
4	Elbert Shelley (1992–95)
4	Andre Rison (1990–93)
4	William Andrews (1980–83)
4	Jeff Van Note (1979–82)
4	George Kunz (1971–74)

SCORING

MOST CONSECUTIVE GAMES, SCORING:

124	Morten Andersen (1995 Wk 1–2000, 2006 Wk 2–2006, Wk 17, 2007 Wk 2–2007 Wk 17)
95	Matt Bryant (2009–Wk 13, 2015)

MOST CONSECUTIVE GAMES SCORING TD:

7	Michael Turner, all rushing (2009)
7	T.J. Duckett, all rushing (2003)
6	Terance Mathis, all receiving (1998)
5	Devonta Freeman, 9 rush, 1 rec. (2015)
5	Eric Metcalf, 4 receiving, 1 return (1995)
5	Michael Turner, all rushing (2012)
4	Austin Hooper, all receiving (2019)
4	Roddy White, all receiving (2011)
4	Roddy White, all receiving (2009)
4	Michael Turner, all rushing (2008)

CAREER SERVICE & STREAKS

4	T.J. Duckett, all rushing (2005)
4	Bert Emanuel, all receiving (1997)
4	Andre Rison, all receiving (1993)
4	Gerald Riggs, all rushing (1986)
4	Jim Mitchell, 3 rec., 1 fumble (1975)
4	Dave Hampton, 3 rush, 1 rec. (1975)

MOST CONSECUTIVE GAMES WITH TD PASS:

30	Matt Ryan (Wk. 14, '15-Wk. 11, '17)
27	Chris Chandler (Wk 3, '97-Wk 3, '99)
20	Matt Ryan (Wk. 13, '13-Wk. 16, '14)
18	Matt Ryan (Wk. 16 '15)
15	Matt Ryan (2011)
15	Matt Ryan (2010)

MOST CONSECUTIVE GAMES WITH TD CATCH:

6	Terance Mathis (1998)
4	Austin Hooper (2019)
4	Roddy White (2011)
4	Roddy White (2009)
4	Bert Emanuel (1997)
4	Andre Rison (1993)
4	Andre Rison (1991)

KICKING

MOST CONSECUTIVE PATS

222	Matt Bryant (2009-14)
153	Morten Anderson (1998 WK 4-2000, 2006-07)
139	Norm Johnson (1991-94)

MOST CONSECUTIVE GAMES FG MADE

14	Jay Feely (2001)
13	Jay Feely (2002)
11	Y. Koo (2020), M. Bryant (2011), N. Johnson (1993)

MOST CONSECUTIVE FIELD GOALS

30	Matt Bryant (2010-11)
27	Younghoe Koo (2020)
26	Norm Johnson (1992-93)
18	T. Peterson (2005), M. Andersen (1995)

RUSHING

MOST CONSECUTIVE 100-YARD GAMES

6	Jamal Anderson (1998)
4	Jamal Anderson (1998)
4	Gerald Riggs (1985)
3	Devonta Freeman (2015)
3	Michael Turner (2009)
3	Gerald Riggs (1986)
3	William Andrews (1983)

MOST CONSECUTIVE 1,000-YARD SEASONS

3	Warrick Dunn (2004-06)
3	Jamal Anderson (1996-98)
3	Gerald Riggs (1984-86)
3	William Andrews (1979-81)

RECEIVING

MOST CONSECUTIVE GAMES WITH RECEPTION

128	Roddy White (Wk 14 2006-2015)
127	Julio Jones (2011-20)
103	Alfred Jenkins (1975-1983)
80	Tony Gonzalez (2009-13)
74	Alge Crumpler (2001-2007)
62	Wallace Francis (1977-1981)

MOST CONSECUTIVE 100-YARD GAMES

6	Julio Jones (2018, Oct. 14 10-144, Oct. 22 9-104, Nov. 4 7-121, Nov. 11 7-107, Nov. 18 6-118, Nov. 22 11-147)
4	Calvin Ridley (2020, Dec. 6 5-108, Dec. 13 8-124, Dec. 20 10-163, Dec. 27 5-130)
4	Terance Mathis (1994, Nov. 13 10-125, Nov. 20 8-168, Nov. 27 10-124, Dec. 4 7-128)
4	Andre Rison (1990, Sept. 23 11-128, Oct. 7 10-154, Oct. 14 9-172, Oct. 21 5-161)

PASSING

MOST CONSECUTIVE PASSES WITHOUT INT

213	Matt Ryan (2018)
197	Steve Bartkowski (1982-83)
185	Matt Ryan (2010)
185	Chris Miller (1989)

MOST CONSECUTIVE GAMES WITH TD PASS

30	Matt Ryan (2015-2017)
22	Matt Ryan (2010-2012)
22	Chris Chandler (1997-99)
20	Matt Ryan (2013-2014)
14	Chris Miller (1991-92)
14	Steve Bartkowski (1980-81)

INTERCEPTIONS

MOST CONSECUTIVE GAMES PASS INT

6	Matt Ryan (Wks 5-10, 2009)
---	-------	----------------------------

ALL-TIME LIST

ALL-TIME FUMBLE RETURNS FOR TOUCHDOWN

(10/19/69) Jim Weatherford for 74 yards at S.F.
 (12/21/69) Claude Humphrey for 24 yards vs. Min.
 (10/25/70) Randy Marshall rec. in end zone vs. N.O.
 (12/6/70) John Mallory for 17 yards at S.F.
 (10/17/71) John Mallory for 54 yards vs. LA Rams
 *(10/28/71) Jim Mitchell for 55 yards at Min.
 (12/5/71) Tom Hayes for 60 yards vs. Oak.
 (9/17/72) John Zook for 26 yards at Chi.
 (10/5/75) Jim Mitchell for 50 yards vs. N.O.
 (11/13/77) Ralph Ortega for 14 yards vs. Det.
 (10/29/79) Rick Byas for 40 yards vs. Sea.
 (10/5/80) Buddy Curry for 30 yards vs. Det.
 (10/5/80) Joel Williams for 42 yards vs. Det.
 (12/14/80) Al Richardson rec. in end zone vs. S.F.
 (10/6/81) Kenny Johnson for 35 yards vs. N.O.
 (10/13/81) Joel Williams for 57 yards at G.B.
 (10/5/81) Kenny Johnson for 20 yards at Phi.
 (11/29/81) Alfred Jackson rec. in end zone at Hou.
 (9/12/82) Bob Glazebrook for 91 yards at NYG
 (1/9/83)** Doug Rogers rec. in end zone at Min.
 (10/30/83) John Rade for 16 yards vs. N.E.
 (11/20/83) Blane Gaison for 64 yards vs. S.F.
 (10/20/85) Mike Gann for 42 yards vs. N.O.
 (10/21/86) Mike Pitts for 22 yards at Dal.
 (10/26/86) James Britt for 65 yards at LA Rams
 (12/6/87) Robert Moore for 20 yards at Dal.
 (10/30/88) Mike Gann for 36 yards at Phi.
 (12/11/88) Jessie Tuggle for two yards at LA Rams
 (10/17/89) Bobby Butler for 29 yards vs. Dal.
 (10/9/90) Jessie Tuggle for 65 yards vs. Hou.
 (10/22/91) Jessie Tuggle for 18 yards vs. LA Raiders
 (9/29/91) Ken Tippins for 23 yards vs. N.O.
 (11/17/91) Oliver Barnett for 75 yards vs. T.B.
 (12/1/91) Joe Fishback for 16 yards vs. G.B.
 (12/3/92) Jessie Tuggle for 69 yards vs. N.O.
 (9/27/93) Vinnie Clark for 46 yards vs. Pitt.
 (11/13/94) Eric Jack for 27 yards at N.O.
 (10/4/97) William White for 18 yards vs. Car.
 (10/11/97) Antonio Edwards for two yards at NYG
 (11/8/98) Chuck Smith for 71 yards at N.E.
 (11/15/98) Jessie Tuggle for one yard vs. S.F.
 (11/3/02) Patrick Kerney for four yards vs. Bal.
 (10/26/04) Brady Smith for zero yards vs. Stl.
 (10/16/05) DeAngelo Hall for 66 yards at N.O.
 (10/24/05) Chauncey Davis for 24 yards vs. NYJ
 (10/7/07) DeAngelo Hall for 56 yards at Ten.
 (12/21/08)^ Justin Blalock rec. in end zone at Min.
 (11/2/09) Kroy Biermann for four yards at N.O.
 (12/27/09) Lawrence Sidbury for 11 yards vs. Buf.
 (12/19/10) Jonathan Babineaux in endzone at Sea.
 (12/15/11) Corey Peters for 13 yards vs. Jax
 (11/18/12) Jonathan Babineaux for 15 yards vs. Az.
 (10/20/13) Thomas Decoud for 30 yards vs. TB
 (12/21/14) Osi Umenyiora for 86 yards at N.O.

(10/4/15) Desmond Trufant for 24 yards vs. Hou
 (10/4/15) Nate Stupar for 84 yards vs. Hou
 (10/23/16) Adrian Clayborn for 5 yards vs. S.D.
 (12/11/16) Vic Beasley Jr. 21 yards vs. L.A.
 (9/17/17) Desmond Trufant 15 yards vs. G.B.
 (11/20/17) Adrian Clayborn 10 yards vs. Sea.
 (12/2/18) Vic Beasley 74 yards vs. Bal.
 (10/16/22)^ Jaylinn Hawkins vs. S.F.

* Ball was fumbled by teammate and picked up and run back for a touchdown.

**1982 Playoffs

^ Ball was fumbled by teammate in end zone and recovered for a touchdown.

ALL-TIME INTERCEPTIONS FOR A TOUCHDOWN

(12/4/66) Bobby Riggles for 62 yards at Min.
 (10/17/67) Lee Calland for 77 yards at Bal.
 (10/29/67) Tommy Nobis for 41 yards vs. Min.
 (10/20/68) Ken Reaves for 90 yards at LA Rams
 (12/15/68) Jimmy Burson for 73 yards vs. S.F.
 (10/31/71) Don Hansen for 40 yards at Cle.
 (10/1/72) Tommy Nobis for 29 yards vs. LA Rams
 (9/16/73) Tom Hayes for 65 yards at N.O.
 (12/9/73) Tom Hayes for 38 yards vs. Stl.
 (10/6/74) Ray Brown for 59 yards at NYG
 (11/23/75) Ray Brown for 41 yards vs. Den.
 (11/30/75) Rolland Lawrence for 87 yards at Oak.
 (11/13/77) Robert Pennywell for 20 yards vs. Det.
 (11/20/77) Rick Byas for 72 yards at N.O.
 (9/2/79) James Mayberry for six yards at N.O.
 (12/16/79) Robert Pennywell for 39 yards vs. S.F.
 (9/13/81) Fulton Kuykendall for 20 yards at G.B.
 (9/20/81) Tom Pridemore for 101 yards vs. S.F.
 (11/23/81) Buddy Curry for 35 yards vs. Min.
 (1/9/83)* Bob Glazebrook for 35 yards vs. Min.
 (11/27/83) Kenny Johnson (2) for 26 & 31 yds vs G.B.
 (9/23/84) Jeff Jackson for 35 yards vs. Hou.
 (9/22/85) John Rade for 38 yards vs. Den.
 (9/21/86) Bobby Butler for 33 yards at Dal.
 (11/16/86) Joel Williams for 14 yards vs. Chi.
 (9/18/88) Robert Moore for 47 yards at S.F.
 (9/9/90) Deion Sanders for 82 yards vs. Hou.
 (12/23/90) Scott Case for 36 yards vs. LA Rams
 (12/30/90) Deion Sanders for 61 yards vs. Dal.
 (12/15/91) Deion Sanders for 55 yards vs. Sea.
 (9/11/94) Darnell Walker for 44 yards vs. L.A.
 (11/5/95) Alton Montgomery for 71 yards vs. Det.
 (11/26/95) Jessie Tuggle for 27 yards at Arz.
 (10/18/98) Eugene Robinson for 25 yards vs. N.O.
 (12/27/98) Ronnie Bradford for 11 yards vs. Mia.
 (12/5/99) Ray Buchanan 52 yards vs. N.O.
 (9/3/00) Ashley Ambrose for 36 yards vs. S.F.
 (10/1/00) Tim Dwight for 70 yards at Phi.
 (11/24/02) Keion Carpenter for 41 yards at Car.
 (11/16/03) Tod McBride for 15 yards at N.O.
 (12/7/03) Kevin Mathis for 32 yards in OT vs. Car.

ALL-TIME LIST

(12/20/03) Juran Bolden for 41 yards at T.B.
 (10/3/04) Kevin Mathis for 35 yards at Car.
 (10/31/04) Kevin Mathis for 66 yards at Den.
 (12/12/04) Rod Coleman for 39 yards vs. Oak.
 (1/2/05) DeAngelo Hall for 48 yards at Sea.
 (9/21/08) Chris Houston 10 yards at K.C.
 (11/9/08) Chevis Jackson 95 yards vs. N.O.
 (11/8/09) Tye Hill 62 yards vs. Was.
 (10/10/10) Kroy Biermann 31 yards at Cle.
 (12/27/10) Chauncey Davis 26 yards vs. N.O.
 (09/11/11) Kroy Biermann 50 yards at Chi.
 (01/01/12) Curtis Lofton 26 yards vs. T.B.
 (10/14/12) Asante Samuel 79 yards vs. OAK
 (9/15/13) Osi Umenyiora for 68 yards vs. STL
 (12/8/13) Sean Weatherspoon for 71 yards at GB
 (9/18/14) Kemal Ishmael for 23 yards vs. T.B.
 (10/11/15) Robert Alford for 59 yards vs. Was.
 (9/26/16) Deion Jones for 90 yards vs. N.O.
 (10/2/16) Robert Alford for 30 yards vs. Car
 (12/11/16) Deion Jones for 33 yards at L.A.
 (2/5/17) Robert Alford for 82 yards vs. N.E. [^]
 (12/16/18) Deion Jones for 41 yards vs. Ari.
 (12/30/19) Deion Jones for 27 yards at T.B.
 (11/29/20) Deion Jones for 67 yards vs. L.V.
 (12/5/21) Marlon Davidson for 3 yards vs. T.B.
 (12/12/21) Mykal Walker for 66 yards at Car.
 (10/30/22) Lorenzo Carter for 28 yards vs. Car.

* 1982 NFC Playoffs | [^] Super Bowl LI

ALL-TIME 2-POINT CONVERSIONS

(10/2/94) Terance Mathis at LA Rams
 (10/27/94) Terance Mathis vs. Phi.
 (12/18/94) Andre Rison at G.B.
 (10/11/95) Terance Mathis vs. N.E.
 (11/5/95) Terance Mathis vs. Det.
 (9/17/99) Terance Mathis at N.O.
 (9/22/96) Terance Mathis vs. Phi.
 (11/29/98) Jamal Anderson at Stl.
 (10/15/00) Jamal Anderson at Stl.
 (10/14/01) Shawn Jefferson vs. S.F.
 (9/18/05) Alge Crumpler at Sea.
 (10/9/05) Brian Finneran vs. N.E.
 (11/13/05) Brian Finneran vs. G.B.
 (1/1/06) Brian Finneran vs. Car.
 (12/7/08) Michael Jenkins at N.O.
 (10/24/10) Roddy White vs. Cin.
 (11/17/13) Tony Gonzalez at TB
 (11/9/14) Harry Douglas at TB
 (9/27/15) Levine Toilolo at Dal.
 (9/11/16) Mohamed Sanu vs. T.B.
 (9/18/16) Matt Ryan at Oak.
 (9/23/18) Austin Hooper vs. N.O.
 (9/23/18) Mohamed Sanu vs. N.O.
 (10/6/19) Austin Hooper at Hou.
 (10/27/19) Calvin Ridley vs. Sea.

(10/25/20) Calvin Ridley vs. Det.
 (9/19/21) Matt Ryan vs. T.B.
 (9/18/22) Drake London at LA Rams
 (10/09/22) KhaDarel Hodge at T.B.
 (12/18/22) Tyler Allgeier at N.O.

ALL-TIME BLOCKED PUNT FOR TOUCHDOWN

(12/7/69) Ron Acks rec. in the end zone vs. N.O.
 (10/3/71) Tom Hayes for 20 yards at Det.
 (10/10/71) Tom Hayes for 25 yards vs. Stl.
 (9/3/78) Tom Moriarty rec. in end zone vs. Hou.
 (10/21/79) Rolland Lawrence for 41 yards at S.F.
 (10/5/80) Frank Reed for 16 yards vs. Det.
 (10/14/90) Bobby Butler for 62 yards vs. S.F.
 (1/4/03) Artie Ulmer for 1 yd at G.B. in NFC W.C.
 (9/18/22) Lorenzo Carter for 26 yards at LA Rams

ALL-TIME BLOCKED FIELD GOAL FOR TOUCHDOWN

(10/12/95) Kevin Ross for 83 yards at Stl.
 (10/16/05) Demorrio Williams for 59 yards at N.O.

ALL-TIME KICKOFF RETURN FOR TOUCHDOWN

(9/17/67) Ron Smith for 99 yards at Bal.
 (11/16/69) Mal Snider for 48 yards vs. Chi.
 (12/17/78) Dennis Pearson for 100 yards at Stl.
 (10/20/85) Cliff Austin for 94 yards vs. N.O.
 (12/20/87) Sylvester Stamps for 97 yards vs. S.F.
 (12/30/90) Keith Jones for 76 yards vs. Dal.
 (10/13/91) Deion Sanders for 100 yards vs. S.F.
 (10/13/92) Deion Sanders for 99 yards at Was.
 (11/21/92) Deion Sanders for 73 yards at Buf.
 (9/27/93) Tony Smith for 97 yards vs. Pitt.
 (11/30/97) Byron Hanspard for 93 yards at Sea.
 (12/7/97) Byron Hanspard for 99 yards at S.D.
 (10/4/98) Tim Dwight for 93 yards vs. Car.
 (9/10/00) Darrick Vaughn for 100 yards at Den.
 (10/15/00) Darrick Vaughn for 96 yards at Stl.
 (12/17/00) Darrick Vaughn for 88 yards at N.O.
 (1/6/02) Darrick Vaughn for 96 yards at Stl.
 (12/15/02) Allen Rossom for 91 yards vs. Sea.
 (12/5/10) Eric Weems for 102 yards at T.B.
 (1/15/11)* Eric Weems for 102 yards vs. G.B.
 (11/20/22) Cordarrelle Patterson for 103 yards vs. Chi.

* 2010 Divisional Round Playoff Game

ALL-TIME LIST

ALL-TIME PUNT RETURN FOR TOUCHDOWN

(10/25/70)	Tom McCauley for 77 yards vs. N.O.
(12/20/70)	John Mallory for 75 yards vs. Min.
(9/29/74)	Gerald Tinker for 72 yards vs. N.O.
(10/23/83)	Billy Johnson for 71 yards at NYJ
(9/10/89)	Deion Sanders for 68 yds. vs. LA Rams
(10/28/90)	Deion Sanders for 79 yards vs. Cin.
(10/12/95)	Eric Metcalf for 66 yards at Stl.
(12/12/99)	Winslow Oliver for 58 yards at S.F
(1/3/00)	Tim Dwight for 70 yards vs. S.F.
(10/1/00)	Tim Dwight for 70 yards at Phi.
(11/23/03)	Allen Rossum for 59 yards vs. Tenn.
(10/24/04)	Allen Rossum for 75 yards at K.C.
(11/23/08)	Harry Douglas for 61 yards vs. Car.
(1/2/11)	Eric Weems for 55 yards vs. Car.
(9/18/14)	Devin Hester for 62 yards vs T.B.
(11/17/19)	Kenjon Barner for 78 yards at Car.

TOP PERFORMERS

RUSHING YARDAGE

220	Michael Turner vs. Det., 22 att (9/7/08)	134	Gerald Riggs vs. Was., 27 att (11/5/84)
208	Michael Turner vs. Stl., 25 att (12/28/08)	133	Gerald Riggs vs. S.F., 30 att (12/2/84)
202	Gerald Riggs vs. N.O., 35 att (9/2/84)	132	Warrick Dunn at Car., 29 att (9/10/06)
197	Gerald Riggs vs. K.C., 26 att (12/8/85)	132	Warrick Dunn at Sea., 25 att (1/2/04)
192	Eric Pegram vs. S.F., 27 att (9/19/93)	132	Warrick Dunn vs. Det., 30 att (12/22/02)
188	Jamal Anderson at Stl., 31 att (11/29/98)	132	Jamal Anderson vs. N.O., 25 att (10/18/98)
180	Eric Pegram at Cin., 37 att (12/26/93)	131	Michael Turner at Stl., 28 att (11/21/10)
178	Warrick Dunn at NYG, 25 att (11/9/03)	131	Gerald Riggs vs. Det., 31 att (9/8/85)
173	Michael Vick at Min., 10 att (12/1/02)	131	William Andrews vs. S.D., 21 att (12/2/79)
172	Michael Turner vs. T.B., 17 att (1/1/12)	129	Jason Snelling vs. Arz., 24 att (9/19/10)
172	Jamal Anderson vs. Stl., 22 att (11/1/98)	129	Warrick Dunn at Pitt., 20 att (11/10/02)
172	Gerald Riggs vs. Mia., 33 att (11/30/88)	129	Gerald Riggs vs. Phi., 27 att (11/10/85)
167	William Andrews vs. N.O., 30 att (9/2/79)	129	William Andrews vs. G.B., 20 att (11/27/83)
166	Michael Turner vs. Was., 18 att (11/8/09)	129	Haskel Stanback vs. N.O., 22 att (12/18/77)
166	Michael Vick vs. N.O., 12 att (11/26/06)	129	Gerald Riggs vs. T.B., 27 att (9/28/86)
162	Warrick Dunn at N.O., 23 att (11/16/03)	128	Eric Pegram at LA Rams, 27 att (11/14/93)
162	Jamal Anderson vs. Stl., 20 att (11/2/97)	127	Michael Vick vs. T.B., 14 att (9/17/06)
162	Steve Broussard vs. Was., 26 att (12/19/93)	127	Gerald Riggs vs. Was., 22 att (11/3/85)
161	William Andrews vs. Mia., 21 att (12/10/83)	127	Gerald Riggs vs. Dal., 24 att (10/27/85)
161	Dave Hampton vs. L.A., 29 att (10/1/72)	127	Jim Butler vs. S.F., 17 att (10/4/70)
158	Gerald Riggs vs. N.O., 39 att (12/22/85)	126	Devonta Freeman vs. L.A., 22 att (12/18/17)
158	William Andrews vs. Buf., 28 att (12/17/83)	126	Warrick Dunn vs. Min., 18 att (10/02/05)
155	Warrick Dunn vs. NYJ, 24 att (10/24/05)	126	William Andrews vs. S.F., 28 att (9/25/83)
155	Mike Rozier vs. Dal., 21 att (12/30/90)	125	William Andrews vs. N.E., 25 att (10/30/83)
153	D. Freeman vs. Was., 27 att (12/30/90)	125	John Settle vs. Den., 25 att (10/16/88)
152	Devonta Freeman at N.O., 14 att (9/26/16)	124	William Andrews vs. L.A., 19 att (9/14/80)
152	Michael Turner vs. T.B., 32 att (12/14/08)	123	Jamal Anderson at S.F., 13 att (9/27/98)
152	Jamal Anderson at Arz., 33 att (12/21/97)	123	Eric Pegram at N.O., 34 att (10/24/93)
151	Michael Turner at N.O., 20 att (11/2/09)	123	Gerald Riggs vs. LA Rams, 41 att (11/17/85)
150	William Andrews vs. Phi., 25 att (10/2/83)	123	Lynn Cain vs. Min., 24 att (9/7/80)
150	William Andrews vs. Det., 32 att (9/18/83)	123	Woody Thompson vs. N.O., 24 att (11/20/77)
148	Maurice Smith vs. Dal., 27 att (11/11/01)	122	Jamal Anderson vs. Ind., 30 att (12/6/98)
148	Jamal Anderson at N.O., 27 att (12/13/98)	122	Michael Turner at Det., 27 att (10/23/11)
147	Jason Snelling at T.B., 25 att (1/3/10)	121	Todd Gurley vs. Car., 14 att (10/11/20)
147	Jamal Anderson at Det., 30 att (12/20/98)	121	Michael Turner vs. Cin., 23 att (10/24/10)
146	Warrick Dunn vs. NYG, 14 att (10/15/06)	121	Michael Turner at G.B., 26 att (10/5/08)
145	Tevin Coleman vs. Arz., 11 att (12/16/18)	121	William Andrews vs. Phi., 24 att (9/10/79)
145	Lynn Cain vs. LA Rams 35 att (10/7/84)	120	Cordarrelle Patterson vs. N.O., 22 att (9/11/22)
142	Warrick Dunn at N.O., 23 att (10/27/02)	120	Michael Turner at S.D., 31 att (11/30/08)
141	Cordarrelle Patterson at Sea., 17 att (9/25/22)	120	Craig Heyward vs. NYJ, 19 att (9/24/95)
141	Devonta Freeman at Dal., 30 att (9/27/15)	120	Gerald Riggs vs. Was., 23 att (9/20/87)
141	Michael Vick vs. Car., 14 att (12/7/03)	120	Gerald Riggs vs. Hou., 25 att (9/23/84)
141	Gerald Riggs vs. LA Rams, 35 att (10/12/86)	119	Jamal Anderson at Det., 25 att (11/12/00)
140	Michael Turner at Cle., 19 att (10/10/10)	119	William Andrews vs. Rams, 21 att (11/21/82)
139	Tyler Allgeier at N.O., 17 att (12/18/22)	119	William Andrews vs. Rams, 21 att (10/11/81)
139	Devonta Freeman vs. S.F., 20 att (12/18/16)	119	Gerald Riggs vs. Dal., 30 att (12/6/87)
139	Michael Turner at Car., 27 att (10/16/11)	117	Michael Turner vs. Car., 24 att (11/23/08)
139	Michael Turner at Oak., 30 att (11/2/08)	117	Warrick Dunn vs. Arz., 20 att (9/26/04)
139	Gerald Riggs vs. Sea., 23 att (10/13/85)	117	Jamal Anderson vs. Car., 31 att (10/4/98)
136	Gerald Riggs vs. S.F., 28 att (9/30/84)	117	Craig Heyward vs. Stl., 20 att (11/19/95)
136	Gerald Riggs vs. Ind., 30 att (12/7/86)	117	Junior Coffey vs. Cle., 17 att (10/30/66)
135	Tyler Allgeier vs. T.B., 24 att (1/8/23)	116	Devonta Freeman at N.E., 25 att (10/25/15)
135	Dave Hampton vs. Stl., 23 att (9/21/75)	115	Brian Hill at Car., 8 att (12/23/18)
134	Warrick Dunn vs. T.B., 21 att (9/17/06)	115	Michael Vick at Den., 12 att (10/31/04)
134	Warrick Dunn vs. Car., 28 att (12/18/04)	115	William Andrews vs. Stl., 20 att (11/9/80)
		115	William Andrews vs. Rams, 23 att (12/14/81)
		115	Gerald Riggs vs. S.F., 19 att (9/18/88)

TOP PERFORMERS

115 John Settle vs. Sea, 21 att (10/2/88)
 115 Mike Rozier vs. T.B., 23 att (12/2/90)
 114 Michael Turner vs. Phi., 21 att (9/18/11)
 114 Michael Turner at N.O., 30 att (9/26/10)
 114 Jim Butler vs. N.O., 20 att (10/24/71)
 113 Gerald Riggs vs. Hou., 23 att (10/25/87)
 112 Michael Turner at Car, 28 att (12/12/10)
 112 Gerald Riggs vs. Cin., 23 att (11/15/87)
 112 Haskel Stanback vs. T.B., 23 att (9/24/78)
 111 Michael Turner at Car, 9 att (11/15/09)
 111 William Andrews vs. Rams, 20 att (10/26/80)
 111 William Andrews vs. Was., 24 att (11/30/80)
 111 Gerald Riggs vs. Stl., 29 att (9/14/86)
 110 Michael Turner vs. G.B., 23 att (11/28/10)
 110 Jamal Anderson vs. NYG, 29 att (10/11/98)
 110 Gerald Riggs vs. Chi., 30 att (11/24/85)
 109 Michael Vick vs. Stl., 12 att (9/19/04)
 109 Jamal Anderson vs. Car, 22 att (11/3/96)
 109 Gerald Riggs vs. Dal., 25 att (9/21/86)
 108 Cordarrelle Patterson at Jax., 16 att (11/28/21)
 108 Jamal Anderson at Car, 14 att (9/1/96)
 108 William Andrews vs. S.F., 24 att (12/19/82)
 108 Gerald Riggs vs. Stl., 29 att (9/14/86)
 107 Tevin Coleman vs. Car, 16 att (9/16/18)
 107 Michael Turner vs. T.B., 24 att (11/7/10)
 107 Jerious Norwood at Was., 9 att (12/3/06)
 107 Jamal Anderson vs. K.C., 28 att (12/24/00)
 107 Sonny Collins vs. S.F., 31 att (11/14/76)
 106 Devonta Freeman vs. Det., 21 att (9/24/17)
 106 Jerious Norwood vs. Arz., 6 att (10/1/06)
 106 Dave Hampton vs. Den., 26 att (11/23/75)
 105 Michael Turner vs. Car, 28 att (9/20/09)
 105 William Andrews vs. S.F., 18 att (12/4/80)
 104 Michael Turner vs. K.C., 32 att (9/21/08)
 104 Jamal Anderson at N.E., 23 att (11/8/98)
 104 Michael Vick at NYG, 15 att (11/21/04)
 104 Bubba Bean vs. Rams, 17 att (11/19/79)
 104 Cliff Austin vs. N.O., 27 att (9/7/86)
 104 Steve Broussard vs. S.F., 10 att (10/13/91)
 104 Dave Hampton vs. N.O., 19 att (9/16/73)
 103 Michael Turner vs. Car, 13 att (9/30/12)
 103 Warrick Dunn vs. Oak, 25 att (12/12/04)
 103 Jamal Anderson vs. Mia, 18 att (12/27/98)
 103 Jamal Anderson at Det., 16 att (10/6/96)
 103 Art Malone vs. Rams, 18 att (10/1/72)
 102 Michael Turner vs. Dal., 20 att (11/4/12)
 102 Byron Hanspard vs. Arz., 26 att (12/26/99)
 102 Craig Heyward at N.O., 25 att (9/17/95)
 102 Lynn Cain vs. Det., 21 att (10/5/80)
 102 John Settle vs. N.O., 10 att (9/11/88)
 102 Mike Rozier vs. Rams, 21 att (12/23/90)
 101 Michael Vick vs. Arz., 11 att (10/1/06)
 101 Warrick Dunn vs. Sea, 20 att (12/15/02)
 101 William Andrews vs. Phi., 18 att (12/7/80)
 101 William Andrews vs. Hou., 25 att (11/19/81)
 101 Dave Hampton vs. N.O., 25 att (10/5/75)
 101 Steve Broussard vs. S.D., 20 att (9/15/91)

101 Steven Jackson vs. Ari., 18 att (9/30/14)
 100 Devonta Freeman at N.O., 13 att (10/15/15)
 100 Michael Turner vs. Ten., 21 att (11/20/11)
 100 Michael Turner at Chi., 10 att (9/11/11)
 100 Warrick Dunn at N.O., 22 att (10/16/05)
 100 T. J. Duckett at Car, 14 att (9/28/03)
 100 Jamal Anderson vs. S.F., 31 att (11/15/98)
 100 Sonny Collins vs. Sea, 17 att (11/7/76)
 100 William Andrews vs. S.F., 21 att (9/28/80)
 100 Warrick Dunn vs. S.F., 27 att (11/4/07)

RECEIVING YARDAGE

300 Julio Jones vs. Car, 12 rec (10/02/16)
 259 Julio Jones at G.B., 11 rec (12/8/14)
 253 Julio Jones at T.B., 12 rec (11/26/17)
 210 Roddy White at S.F., 8 rec (10/11/09)
 201 Roddy White vs. Cin., 11 rec (10/24/10)
 198 Terance Mathis at N.O., 6 rec (12/13/98)
 193 Andre Rison at Det., 14 rec (9/4/94)
 193 Alfred Jackson vs. S.F., 11 rec (12/2/84)
 190 Michael Haynes vs. Was., 6 rec (12/17/89)
 190 Ken Burrow vs. Det., 6 rec (10/3/71)
 190 Ken Burrow vs. N.O., 8 rec (12/19/71)
 189 Julio Jones vs Ari., 10 rec (11/30/14)
 187 Michael Haynes vs. N.O., 6 rec (11/24/91)
 184 Terance Mathis vs. Rams, 10 rec (11/19/95)
 182 Julio Jones vs. STL 11 rec (9/15/13)
 182 Quentin McCord vs. Det., 7 rec (12/22/02)
 182 Michael Haynes vs. N.O., 7 rec (9/12/93)
 179 Alfred Jenkins vs. N.O., 5 rec (11/1/81)
 178 Julio Jones vs. Car, 9 rec (12/27/15)
 177 Andre Rison vs. S.F., 10 rec (9/27/92)
 174 Julio Jones vs. S.D., 9 rec (20/23/16)
 173 Julio Jones vs. Cin., 9 rec (9/30/18)
 173 Bert Emanuel vs. Rams, 9 rec (12/15/96)
 172 Michael Haynes vs. S.F., 9 rec (10/14/90)
 169 Julio Jones at Phi. 10 rec (9/6/18)
 169 Roddy White vs. Car., 8 rec (9/30/12)
 169 Stacey Bailey vs. Dal., 4 rec (9/25/88)
 168 Peerless Price vs. Min., 12 rec (10/5/03)
 166 Julio Jones vs. Jax., 10 rec (12/22/19)
 166 Terance Mathis at Pitt., 12 rec (10/25/99)
 164 Julio Jones at Car, 12 rec (9/27/15)
 164 Roddy White at N.O., 10 rec (12/7/08)
 164 Ken Burrow vs. S.F., 5 rec (10/28/73)
 163 Kyle Pitts at MIA, 7 rec. (10/24/21)
 163 Calvin Ridley vs. T.B., 10 rec (12/20/20)
 163 Terance Mathis at Den., 8 rec (11/20/94)
 162 Julio Jones vs. T.B., 12 rec (11/1/15)
 162 Tim Dwight vs. S.F., 7 rec (1/3/00)
 161 Andre Rison vs. Rams, 5 rec (10/21/90)
 161 Julio Jones vs T.B., 9 rec (9/18/14)
 160 Julio Jones vs. Ind., 9 rec (11/22/15)
 159 Stacey Bailey vs. Was., 9 rec (12/4/83)
 158 Stacey Bailey vs. Rams, 7 rec (10/7/84)
 157 Julio Jones vs. Sea, 9 rec (9/13/20)

TOP PERFORMERS

155	Eric Metcalf at N.O., 11 rec (9/17/95)	131	Alfred Jenkins vs. N.O., 7 rec (9/2/79)
154	Andre Rison vs. N.O., 10 rec (10/7/90)	130	Russell Gage vs. T.B., 11 rec (12/5/21)
153	Roddy White at Det., 8 rec (12/22/12)	130	Calvin Ridley at K.C., 5 rec (12/27/20)
153	Billy Johnson vs. N.O., 11 rec (10/20/85)	130	Calvin Ridley vs. Sea., 9 rec (9/13/20)
153	Wallace Francis vs. NYG, 7 rec (10/1/78)	130	Austin Hooper vs. Ten., 9 rec (9/29/19)
152	Julio Jones vs. Sea., 10 rec (10/27/19)	130	Terance Mathis at S.F., 7 rec (9/27/98)
152	Alfred Jenkins vs. Was., 7 rec (9/25/77)	129	Julio Jones vs. Dal., 5 rec (11/4/12)
149	Julio Jones at N.O., 7 rec (12/24/17)	129	Warrick Dunn vs. Ten., 9 rec (11/23/03)
149	Harry Douglas vs. TB., 7 rec (10/20/13)	129	Alfred Jenkins vs. Den., 5 rec (9/16/79)
149	Tony Gonzalez vs. NE, 12 rec (9/29/13)	128	Julio Jones at Ind., 8 rec (9/22/19)
148	Shawn Jefferson vs. S.F., 7 rec (9/3/00)	128	Julio Jones at N.O., 8 rec (12/26/11)
148	Wallace Francis vs. S.F., 4 rec (12/14/80)	128	Terance Mathis at S.F., 7 rec (12/4/94)
148	Michael Haynes vs. Dal., 5 rec (12/22/91)	128	George Thomas vs. Min., 7 rec (9/8/91)
147	Julio Jones at N.O., 11 rec (11/22/18)	128	Andre Rison vs. S.F., 11 rec (9/23/90)
147	Julio Jones at T.B., 6 rec (11/25/12)	127	Roddy White at N.O., 11 rec (12/26/11)
147	Andre Rison vs. T.B., 11 rec (12/31/93)	127	Julio Jones at Sea., 11 rec (10/2/11)
147	Alfred Jenkins vs. S.F., 7 rec (12/14/75)	127	Roddy White vs. Car., 7 rec (9/23/07)
147	Roddy White vs. Ten., 7 rec (11/20/11)	126	Russell Gage vs. N.O., 9 rec (1/9/22)
146	Calvin Ridley vs. N.O., 7 rec (9/23/18)	126	Cordarelle Patterson at N.O., 6 rec (11/7/21)
146	Roddy White at Stl., 10 rec (12/2/07)	126	Shawn Collins vs. G.B., 5 rec (10/1/89)
146	Floyd Dixon vs. Phi., 8 rec (10/5/86)	125	Terance Mathis at N.O., 10 rec (9/13/94)
144	Julio Jones vs. TB., 10 rec (10/14/18)	124	Calvin Ridley at L.A. Char., 8 rec (12/13/20)
144	Alex Hawkins vs. Phi., 9 rec (9/18/66)	124	Terance Mathis vs. Phi., 10 rec (11/27/94)
143	Roddy White at Buf., 10 rec (12/1/13)	124	Andre Rison vs. G.B., 8 rec (12/1/91)
143	Jim Mitchell vs. LA Rams, 4 rec (9/26/71)	123	Roddy White vs. Arz., 8 rec (11/18/12)
141	Julio Jones vs. Phi., 9 rec (9/14/15)	123	Julio Jones at Phi., 5 rec (10/28/12)
141	Roddy White at SF, 12 rec (12/23/13)	123	Tony Gonzalez at Wsh., 13 rec (10/7/12)
141	Roddy White at Arz., 12 rec (12/23/07)	123	Terance Mathis at Car., 4 rec (9/1/96)
140	Roddy White at T.B., 9 rec (9/25/11)	123	Terance Mathis vs. K.C., 13 rec (9/18/94)
140	Tony Martin vs. Ind., 7 rec (10/6/98)	123	Andre Rison vs. Rams, 12 rec (9/11/94)
140	Stacey Bailey vs. Phi., 8 rec (12/16/84)	123	Alfred Jackson vs. Det., 5 rec (9/18/83)
139	Julio Jones at Sea., 7 rec (10/16/16)	122	Tony Gonzalez at N.O., 11 rec (11/1/12)
139	Roddy White vs. Buf., 8 rec (12/27/09)	122	Eric Metcalf at Cin., 9 rec (11/24/96)
138	Julio Jones at TB., 9 rec (12/30/18)	122	Alfred Jenkins vs. Rams, 7 rec (11/5/72)
138	Roddy White vs. Bal., 12 rec (11/11/10)	121	Julio Jones at Wsh., 7 rec (11/4/18)
138	Wallace Francis vs. Den., 8 rec (9/16/79)	121	Harry Douglas at ARZ, 12 rec (10/27/13)
137	Julio Jones at Car., 7 rec (10/29/20)	121	Bert Emanuel at T.B., 9 rec (10/22/95)
137	Julio Jones at Min., 8 rec (10/18/20)	120	Drake London vs. T.B., 6 rec (1/8/23)
137	Julio Jones at S.F., 10 rec (11/8/15)	120	Andre Rison vs. Rams, 5 rec (11/14/93)
136	Calvin Ridley vs. Car., 8 rec (10/11/20)	120	Wes Chesson vs. Rams, 7 rec (11/5/72)
136	Bert Emanuel vs. Arz., 4 rec (12/24/94)	120	Paul Flatley vs. Phi., 4 rec (12/14/69)
136	Billy Johnson vs. Raid., 6 rec (12/1/85)	120	Roddy White vs. Min., 10 rec (11/27/11)
136	Alfred Jenkins vs. Cle., 6 rec (9/27/81)	119	Kyle Pitts vs. NYJ., 9 rec (10/10/21)
136	Alfred Jenkins vs. Mia., 4 rec (9/21/80)	119	Julio Jones at T.B., 8 rec (11/9/14)
135	Julio Jones at Phi., 135 rec (11/13/16)	119	Roddy White vs. K.C., 5 rec (9/21/08)
135	Julio Jones at NYG, 13 rec (9/20/15)	119	Charlie Brown vs. N.O., 7 rec (9/7/86)
135	Roddy White vs. Jax., 10 rec (12/15/11)	118	Julio Jones vs. Dal., 6 rec (11/18/18)
134	Julio Jones at S.F., 13 rec (12/15/19)	118	Julio Jones at Car., 6 rec (11/5/17)
134	Harry Douglas at TB., 6 rec. (11/17/13)	118	Julio Jones at Jax, 9 rec (12/20/15)
134	Alfred Jenkins vs. S.F., 7 rec (11/8/81)	118	Roddy White vs. Dal., 7 rec (11/4/12)
133	Harry Douglas vs. N.O., 8 rec (11/13/11)	118	Alge Crumpler vs. T.B., 4 rec (11/14/04)
132	Tevin Coleman at Den., 4 rec (10/09/16)	118	Andre Rison at N.O., 8 rec (10/13/94)
132	Roddy White at G.B., 8 rec (10/5/08)	117	Austin Hooper at Ari., 8 rec (10/13/19)
132	William Andrews vs. Stl., 8 rec (10/18/81)	117	Roddy White at Car., 9 rec (12/9/12)
131	Harry Douglas vs. Pit., 10 rec (12/14/14)	117	Alge Crumpler vs. Pitt., 4 rec (10/22/06)
131	Julio Jones at Ind., 3 rec (11/6/11)	117	Terance Mathis at N.E., 8 rec (11/8/98)
131	Shawn Jefferson at Pitt., 9 rec (11/10/02)	117	Junior Miller vs. N.E., 8 rec (9/14/80)

TOP PERFORMERS

116 Harry Douglas vs Ari, 9 rec (11/30/14)	106 Julio Jones at G.B., 8 rec (12/9/18)
116 Julio Jones vs N.O., 7 rec (9/7/14)	106 Julio Jones at Oak, 5 rec (9/18/16)
116 Tony Martin vs. N.O., 7 rec (10/18/98)	106 Andre Rison vs. Det., 6 rec (9/5/93)
116 Bert Emanuel vs. Min., 9 rec (9/8/96)	106 Stacey Bailey vs. Phi., 7 rec (10/2/83)
116 Billy Johnson vs. Det., 8 rec (9/9/84)	106 Stacey Bailey vs. Rams, 6 rec (10/16/83)
115 Julio Jones at Mia, 9 rec (12/27/13)	106 William Andrews vs. Den., 3 rec (12/5/82)
115 Julio Jones at T.B., 6 rec (9/25/11)	106 Alfred Jenkins vs. Oak, 4 rec (11/30/75)
115 Aubrey Matthews vs. Stl., 7 rec (11/29/87)	106 Alfred Jenkins vs. Den., 6 rec (11/23/75)
114 Russell Gage vs. Sea. 9 rec. (9/13/20)	106 John Settle vs. S.D., 10 rec (11/13/88)
114 Roddy White at N.O., 7 rec (11/11/12)	106 Eric Metcalf at T.B., 4 rec (10/22/95)
114 Brian Finneran at Min., 5 rec (12/1/02)	105 Calvin Ridley vs. Phi. 8 rec (9/15/19)
113 Julio Jones vs. K.C., 7 rec (12/4/16)	105 Julio Jones at N.Y.G., 11 rec (10/5/14)
113 Roddy White at Phi., 8 rec (10/21/08)	105 Tony Martin vs. Mia, 3 rec (12/27/98)
113 Alfred Jackson vs. S.F., 4 rec (11/22/78)	105 Floyd Dixon vs. Was., 5 rec (9/20/87)
113 Michael Haynes vs. T.B., 5 rec (12/13/92)	105 Alfred Jenkins vs. NYG, 6 rec (11/11/79)
113 Paul Flatley vs. Rams, 6 rec (9/28/69)	105 Harmon Wages vs. N.O., 3 rec (12/7/69)
112 Roddy White at S.D., 6 rec (11/30/08)	105 Michael Haynes vs. Was., 2 rec (11/10/91)
112 Roddy White vs. Chi., 9 rec (10/12/08)	105 Mike Pritchard vs. Dal., 9 rec (12/21/92)
112 Charlie Brown vs. NYJ, 6 rec (11/9/86)	104 Julio Jones vs NYG, 9 rec (10/22/18)
112 Michael Haynes vs. Rams, 6 rec (12/8/91)	104 Roddy White vs Car., 8 rec (12/28/14)
111 Aldrick Robinson vs. S.F., 4 rec (12/18/16)	104 Julio Jones at Car., 3 rec (12/11/11)
111 Julio Jones vs. T.B., 8 rec (11/03/16)	104 Roddy White vs. S.F., 7 rec (10/3/10)
111 Roddy White at Pitt., 13 rec (9/12/10)	104 Roddy White vs. Phi., 9 rec (12/6/09)
111 Jim Mitchell vs. N.O., 7 rec (9/16/73)	104 Roddy White vs. Ind., 6 rec (11/22/07)
110 Calvin Ridley vs. Chi., 5 rec (9/27/20)	104 Roddy White vs. Dal., 3 rec (12/16/06)
110 Tony Gonzalez at N.O., 8 rec (9/26/10)	104 Alge Crumpler vs. Det., 4 rec (11/24/05)
110 Roddy White at N.O., 8 rec (10/21/07)	104 Brian Finneran at Car., 5 rec (11/24/02)
110 Billy Johnson vs. Den., 7 rec (9/22/85)	104 Bert Emanuel at N.O., 6 rec (9/17/95)
110 Paul Gibson vs. Rams, 5 rec (11/22/70)	104 Bert Emanuel vs. Det., 7 rec (11/5/95)
110 Lynn Cain vs. Oak., 6 rec (10/24/79)	104 Billy Johnson vs. S.F., 6 rec (11/20/83)
110 Charlie Brown vs. T.B., 7 rec (9/28/86)	103 Olamide Zaccheaus vs. Den. 4 rec (11/8/20)
110 Michael Haynes vs. Rams, 4 rec (10/27/91)	103 L. Hankerson vs. Hou., 6 rec (10/4/15)
109 Calvin Ridley at Dal., 7 rec (9/20/20)	103 Jacob Tamme vs. T.B., 10 rec (11/1/15)
109 Shawn Jefferson at Oak., 7 rec (11/26/00)	103 Brian Finneran vs. N.E., 5 rec (10/9/05)
109 Tony Martin at N.O., 8 rec (12/13/98)	103 Alge Crumpler vs. N.O., 4 rec (11/28/04)
109 Bert Emanuel at Rams, 4 rec (11/10/96)	102 Kyle Pitts vs. Det., 6 rec (12/26/21)
109 Stacey Bailey vs. N.O., 7 rec (10/9/83)	102 Roddy White vs. Den., 8 rec (9/17/12)
109 Milton Barney vs. Rams, 6 rec (10/18/87)	102 Roddy White vs. Den., 5 rec (11/16/08)
109 Alfred Jackson vs. Pitt, 5 rec (11/15/81)	102 Tim Dwight at Car., 5 rec (11/28/99)
109 Jim Mitchell vs. Rams, 7 rec (12/1/74)	102 Terance Mathis at Car., 8 rec (12/17/95)
108 Calvin Ridley vs. N.O., 5 rec (12/6/20)	102 Stacey Bailey vs. Min., 4 rec (9/16/84)
108 Julio Jones at Ari. 8 rec (10/13/19)	102 Alfred Jenkins vs. N.O., 4 rec (11/2/75)
108 Julio Jones vs. GB 5 rec (9/17/17)	102 Alfred Jenkins vs. Hou., 5 rec (11/28/76)
108 Julio Jones vs. NE 6 rec (9/29/13)	102 Alfred Jenkins vs. Stl., 5 rec (12/17/78)
108 Julio Jones at K.C. 6 rec (9/9/12)	101 Roddy White at Cle., 5 rec (10/10/10)
108 Roddy White at N.O., 4 rec (11/2/09)	101 Terance Mathis at Dal., 5 rec (10/20/96)
108 Roddy White vs. T.B., 4 rec (11/20/05)	101 Paul Flatley vs. Bal., 3 rec (10/5/69)
108 Maurice Smith at Arz., 2 rec (9/30/01)	101 Alfred Jenkins vs. G.B., 6 rec (12/12/76)
108 Bert Emanuel vs. Stl., 6 rec (11/2/97)	101 Alfred Jenkins vs. Stl., 4 rec (10/18/81)
108 Wallace Francis vs. Rams, 10 rec (12/19/79)	101 Michael Haynes vs. Dal., 5 rec (12/19/92)
108 Arthur Cox vs. NYJ, 4 rec (11/9/86)	100 Roddy White at Bal., 9 rec (10/19/14)
107 Julio Jones at Cle., 7 rec (11/11/18)	100 Tony Gonzalez at Hou., 7 rec (12/4/11)
107 Julio Jones at N.O., 7 rec (12/21/14)	100 Trevor Gaylor vs. N.O., 3 rec (11/17/02)
107 Terance Mathis at Car., 8 rec (10/26/97)	100 Tony Martin vs. Chi., 6 rec (11/22/98)
107 Andre Rison vs. S.F., 6 rec (12/11/93)	100 Bert Emanuel at Buf., 6 rec (11/12/95)
107 Drew Hill vs. Rams, 8 rec (12/27/92)	100 Andre Rison vs. Cle., 6 rec (12/16/90)
107 Billy Ryckman vs. Chi., 8 rec (11/19/78)	100 Andre Rison vs. Mia., 7 rec (10/11/92)
106 Julio Jones vs. Phi. 5 rec (9/15/19)		

TOP PERFORMERS

PASSING YARDAGE

503Matt Ryan vs. Car., 28-of-37 (10/02/16)
460Matt Schaub vs. Sea., 39-of-52 (10/27/19)
450Matt Ryan vs. Sea., 37-of-54 (9/13/20)
448Matt Ryan vs. NE, 31-of-43 (9/7/14)
431Chris Chandler vs. Buf., 28-of-40 (12/23/01)
421Matt Ryan vs. NE, 34-of-54 (9/29/13)
419Matt Ryan vs. Cin, 29-of-39 (9/20/18)
416Steve Bartkowski vs. Pitt., 33-of-50 (11/15/81)
411Matt Ryan at N.O., 34-of-52 (11/11/12)
397Matt Ryan vs. Ten., 35-of-53 (9/29/19)
397Matt Ryan vs. T.B., 37-of-45 (11/1/15)
396Matt Ryan Oak., 23-of-34 (9/18/16)
386Jeff George at N.O., 27-of-39 (9/17/95)
384Matt Ryan vs. Jax., 32-of-45 (12/22/19)
379Matt Ryan vs. NYG, 31-of-39 (10/22/18)
378Matt Ryan at T.B., 31-of-44 (12/30/18)
378Steve Bartkowski vs. Stl., 31-of-47 (11/9/80)
377Matt Ryan at N.O., 35-of-47 (11/22/18)
375Matt Ryan vs. NE, 24-of-39 (12/8/14)
375Steve Bartkowski vs. Raid., 36-of-54 (9/19/82)
374Matt Ryan vs. N.O., 26-of-35 (9/23/18)
374Matt Ryan vs. Stl, 33-of-43 (9/15/13)
374Wade Wilson vs. Rams, 31-of-47 (12/27/92)
373Matt Ryan at N.O., 34-of-52 (12/26/11)
371Matt Ryan at Min., 30-of-40 (10/18/20)
371Steve Bartkowski vs. Hou., 18-of-25 (11/29/81)
369Matt Ryan at Car., 25-of-40 (9/30/12)
366Steve Bartkowski vs. Det. 24-of-34 (9/18/83)
366Chris Miller vs. N.O., 23-of-44 (10/7/90)
364Jeff George vs. Phi., 26-of-46 (11/27/94)
363Matt Ryan at NYG, 30-of-46 (9/20/15)
363Bobby Hebert vs. Rams, 28-of-49 (12/15/96)
362Jeff George vs. Det., 31-of-40 (11/5/95)
361Matt Ryan vs. NE, 30-of-41 (11/30/14)
361J. Harrington vs. Car., 31-of-44 (9/23/07)
356Matt Ryan vs. T.B., 34-of-49 (12/20/20)
356Matt Ryan at Ari., 30-of-36 (10/13/19)
355Matt Ryan vs. T.B., 31-of-40 (10/14/18)
353Matt Ryan at T.B., 26-of-32 (11/25/12)
352Doug Johnson vs. Min., 28-of-40 (10/5/03)
352Chris Chandler at G.B., 29-of-50 (11/18/01)
352Jeff George vs. Rams, 20-of-34 (11/19/95)
351Matt Ryan vs. N.O., 29-of-52 (11/13/11)
351Chris Miller vs. Chi., 30-of-48 (9/27/92)
350Matt Ryan at Wash., 26-of-38 (11/4/18)
350Dave Archer vs. NYJ, 21-of-36 (11/9/86)
348Matt Ryan at SF, 37-of-48 (12/23/13)
345Matt Ryan at Wash., 34-of-52 (10/7/12)
345Chris Chandler at N.O., 19-of-28 (12/13/98)
344Matt Ryan T.B., 25-of-34 (11/03/16)
343Matt Ryan at N.O., 23-of-30 (11/7/21)
342Matt Ryan vs. NYJ., 33-of-45 (10/10/21)
342Matt Ryan at Car., 34-of-49 (12/9/12)
342Matt Ryan vs. Dal., 24-of-34 (11/4/12)
340Wade Wilson vs. Dal., 30-of-41 (12/21/92)

340Chris Miller vs. Rams, 28-of-39 (10/8/89)
338Matt Ryan vs. Det., 31-of-42 (10/25/20)
337Michael Vick vs. Det., 20-of-38 (12/22/02)
337Chris Miller vs. S.F., 25-of-41 (9/23/90)
336Matt Ryan vs. Mia., 25-of-40 (10/24/21)
335Matt Ryan vs. Sea., 27-of-42 (10/16/16)
335Erik Kramer vs. Rams, 27-of-46 (10/18/87)
334Matt Ryan vs. T.B., 27-of-39 (9/11/16)
334Chris Miller vs. Det., 37-of-66 (12/24/89)
332Steve Bartkowski vs. Mia., 18-of-36 (9/21/80)
331Matt Ryan vs. N.O., 27-of-36 (1/1/17)
330Matt Ryan at Hou., 32-of-46 (10/6/19)
330Matt Ryan at Cle., 38-of-52 (11/11/18)
330Matt Ryan at T.B., 26-of-47 (9/25/11)
329Matt Ryan at S.F., 22-of-32 (10/11/09)
328Jeff George at N.O., 29-of-49 (11/13/94)
326Steve Bartkowski vs. Den., 20-of-29 (9/16/79)
325Chris Miller vs. Dal., 19-of-39 (12/22/91)
324Wade Wilson vs. T.B., 19-of-26 (12/13/92)
322Matt Ryan vs. NE, 30-of-40 (12/21/14)
321Matt Ryan at Chi., 21-of-30 (9/10/17)
320Matt Ryan vs. Phi., 27-of-43 (9/15/19)
320Matt Ryan at Car., 22-of-38 (12/11/11)
319Matt Ryan vs. NYJ, 36-of-45 (10/7/13)
319Matt Ryan at Chi., 31-of-47 (9/11/11)
317Matt Ryan vs. T.B., 26-of-35 (11/26/17)
317Matt Ryan vs. Car, 28-of-45 (12/31/17)
317Bobby Hebert vs. Hou., 30-of-52 (12/5/93)
316Matt Ryan vs. NE, 29-of-45 (10/5/14)
316Matt Ryan vs. Ten., 22-of-32 (11/20/11)
316Matt Ryan vs. Bal., 32-of-50 (11/11/10)
315Matt Ryan at N.O., 24-of-33 (12/7/08)
315Chris Chandler at Car., 24-of-42 (11/28/99)
315Chris Redman at Arz., 28-of-42 (12/23/07)
315Bobby Hebert vs. Dal., 24-of-32 (11/21/93)
313Matt Ryan at T.B., 30-of-51 (12/29/19)
313Matt Ryan vs. Car., 20-of-34 (12/8/19)
313Matt Ryan at Car., 24-of-38 (11/5/17)
313Steve Bartkowski vs. NYJ, 25-of-36 (10/23/83)
312Matt Ryan vs. N.O., 35-of-50 (11/28/19)
312Steve Bartkowski vs. N.O., 22-of-38 (9/2/79)
311Matt Ryan at Buf, 28-of-47 (12/1/13)
311Steve Bartkowski vs. NYG, 24-of-28 (10/25/81)
310Matt Ryan vs. NE, 26-of-37 (12/14/14)
310Jeff George at Car., 29-of-53 (12/17/95)
310Chris Miller vs. Was., 17-of-35 (12/17/89)
309Bob Berry vs. Det., 13-of-25 (10/3/71)
306Matt Ryan vs. Car., 23-of-30 (12/27/15)
306Michael Vick vs. T.B., 21-of-38 (11/20/05)
306Chris Chandler vs. S.F., 19-of-37 (1/3/00)
305Steve Bartkowski vs. S.F., 19-of-37 (12/14/75)
304Matt Ryan at Ind., 29-of-34 (9/22/19)
304Matt Ryan at Min., 33-of-46 (9/8/19)
304Matt Ryan at NO, 25-of-38 (9/8/13)
304Bobby Hebert at Cin., 23-of-40 (11/24/96)
304Matt Ryan at S.F., 30-of-45 (11/8/15)

TOP PERFORMERS

303	Chris Redman vs. N.O., 23-of-34 (12/13/09)
303	Mike Moroski vs. G.B., 22-of-35 (11/27/83)
302	Bob Berry vs. G.B., 28-of-44 (9/27/70)
301	Matt Ryan at Arz, 34 of 61 (10/27/13)
301	Matt Ryan vs. Arz., 28-of-46 (11/18/12)
301	Matt Ryan vs. Chi., 22-of-30 (10/12/08)
301	Bob Berry vs. Rams, 15-of-22 (9/26/71)
301	Steve Bartkowski vs. S.F., 28-of-39 (11/20/83)
300	Matt Ryan at T.B., 35-of-46 (9/19/21)
300	Matt Ryan vs. K.C., 27-of-35 (12/27/20)
300	Chris Miller vs. Min., 27-of-41 (9/8/91)

LONGEST PUNTS (65+ YARDS)

75	Harold Alexander vs. Chi. (10/3/93)
75	John James vs. Oak. (11/30/75)
73	Bradley Pinion at Sea. (9/25/22)
72	John James vs. N.O. (9/16/73)
71	Rick Donnelly vs. NYJ (11/9/86)
70	Michael Koenen at Car. (11/15/09)
70	Billy Lothridge vs. Cle. (10/27/68)
69	Matt Boshier at NYG (9/20/15)
68	Matt Boshier at Den. (10/9/16)
68	Rick Donnelly vs. Was. (11/3/85)
68	Rick Donnelly vs. Phi. (10/5/86)
67	Michael Koenen at Sea. (9/18/05)
67	John James vs. N.O. (10/31/76)
66	Matt Boshier vs. L.A. (12/11/16)
66	Matt Boshier vs. N.O. (9/7/14)
65	Michael Koenen at Cin. (10/29/06)
65	Rick Donnelly vs. Chi. (11/16/86)
65	Scott Fulhage vs. N.E. (10/15/89)

LONGEST RUNS FROM SCRIMMAGE (50+ YARDS)

90t	Warrick Dunn vs. NYG (10/15/06)
81t	Michael Turner vs. T.B. (1/1/12)
78t	Jerious Norwood vs. Arz. (10/1/06)
75	Devonta Freeman vs. N.O. (1/1/17)
77	Byron Hanspard vs. Oak. (9/14/97)
70	Michael Turner vs. Stl. (12/28/08)
69t	Jerious Norwood at Was. (12/3/06)
69t	Warrick Dunn vs. N.O. (10/19/03)
67t	Jerious Norwood vs. NYG (10/15/07)
67	Mike Rozier vs. Dal. (12/30/90)
66t	Michael Turner at Det. (9/7/08)
66t	Harmon Wages vs. N.O. (12/7/69)
65	Warrick Dunn vs. NYJ (10/24/05)
65	Ernie Wheelwright vs. Rams (9/11/66)
62	John Settle vs. N.O. (9/11/88)
61	Michael Turner vs. Phi (9/18/11)
60t	Jim Butler vs. Det. (12/8/68)
60t	Bubba Bean vs. T.B. (11/4/79)
60	Warrick Dunn vs. Arz. (9/26/04)
59	Warrick Dunn at Buf. (9/25/05)

59t	Warrick Dunn at Pitt. (11/10/02)
58t	Michael Turner vs. Was. (11/8/09)
58	Michael Vick vs. Arz. (9/26/04)
58	Maurice Smith vs. N.E. (11/4/01)
57	Byron Hanspard vs. Den. (9/28/97)
57	Gerald Riggs vs. N.O. (9/2/84)
56	Warrick Dunn at N.O. (10/27/02)
56	Dave Hampton vs. Rams (10/17/72)
55	Tevin Coleman at Car. (12/24/16)
55	Steven Jackson vs. Ari. (11/30/14)
55	Michael Turner at Cle. (10/10/10)
55	T.J. Duckett vs. Min. (10/5/03)
55t	Haskel Stanback vs. Det. (9/23/79)
54	Warrick Dunn at N.O. (11/16/03)
53	Michael Turner at Chi. (9/11/11)
53	Bob Christian at Car. (11/25/01)
53	Byron Hanspard vs. Phi. (12/14/97)
51	Michael Vick vs. N.O. (11/26/06)
50	Steven Jackson at NO (9/8/13)
50	Michael Turner at Det (10/23/11)
50	Gerald Riggs vs. K.C. (12/8/85)
50t	Steve Broussard vs. Cin. (10/28/90)

LONGEST PASS COMPLETIONS (75+ YARDS)

98t	Bobby Hebert to Michael Haynes vs. N.O. (10/12/93)
94t	Chris Chandler to Jamal Anderson vs. Car (9/23/01)
93t	Matt Ryan to Olamide Zaccheaus vs. Car (12/8/19)
90t	Matt Ryan to Roddy White at S.F. (10/11/09)
89t	Chris Miller to Michael Haynes vs. Was (9/13/92)
88t	Matt Ryan to Austin Hooper at Chi. (9/10/17)
88t	Bob Berry to Harmon Wages vs N.O. (12/7/69)
86t	Doug Johnson to Warrick Dunn vs. Ten. (11/23/03)
86t	Steve Bartkowski to William Andrews vs. Den. (12/5/82)
85t	Jeff George to Bert Emanuel vs. Arz. (12/24/94)
84	Bob Berry to Ken Burrow vs. N.O. (12/19/71)
82t	Randy Johnson to Ray Ogden vs. S.F. (12/10/67)
81t	Matt Ryan to Julio Jones vs. Stl (9/15/13)
81	Jeff George to Terance Mathis at S.F. (12/4/94)
81t	Steve Bartkowski to Wallace Francis vs. S.F. (12/14/80)
80t	Matt Ryan to Harry Douglas at TB (11/17/13)
80t	Matt Ryan to Julio Jones at T.B. (11/25/12)
80t	Matt Ryan to Julio Jones at Ind (11/6/11)
80t	Chris Miller to Michael Haynes vs. N.O. (11/24/91)
79t	Matt Ryan to Julio Jones at G.B. (12/8/14)
79t	Chris Chandler to Maurice Smith at Arz. (9/30/01)
78t	Chris Chandler to Terance Mathis vs. S.F. (11/15/98)
75t	Matt Ryan to Taylor Gabriel at Phi. (11/13/16)
76t	Steve Bartkowski to Floyd Hodge vs. S.F. (9/25/83)
75t	Marcus Mariota to Damiere Byrd at Cin. (10/23/22)
75t	Matt Ryan to Calvin Ridley vs. N.O. (9/23/18)
75t	Matt Ryan to Calvin Ridley at Car. (12/23/18)

TOP PERFORMERS

75t Matt Ryan to Julio Jones vs. Car. (10/2/16)
 75t Matt Ryan to Julio Jones at Car. (12/11/11)
 75t Tom Moore to Tommy McDonald vs. Bal. (11/12/67)
 75t Chris Miller to Andre Rison vs. S.F. (10/14/90)
 75t Billy Joe Tolliver to Michael Haynes vs. Was. (11/10/91)

LONGEST FIELD GOALS (50+ YARDS)

59 Matt Bryant vs. K.C. (12/4/16)
 59 Morten Andersen vs. S.F. (12/24/95)
 58 Michael Koenen vs. N.E. (10/9/05)
 57 Matt Bryant at T.B. (12/18/17)
 56 Giorgio Tavecchio vs. NYG (10/22/18)
 56 Matt Bryant vs. Car. (12/31/17)
 55 Matt Bryant vs. Cin. (9/30/18)
 55 Matt Bryant vs. N.O. (11/29/12)
 55 Matt Bryant vs. Oak. (10/14/12)
 55 Jay Feely, at Arz. (9/30/01)
 55 Morten Andersen at N.O. (10/12/97)
 55 Morten Andersen vs. N.O. (12/10/95)
 54 Younghoe Koo at Sea. (9/25/22)
 54 Younghoe Koo vs. N.O. (9/11/22)
 54 Younghoe Koo vs. N.O. (1/9/22)
 54 Younghoe Koo vs. Car. (10/11/20)
 54 Younghoe Koo vs. L.V. (11/29/20)
 54 Matt Bryant vs. Chi. (10/12/14)
 54 Shayne Graham vs. Car. (12/27/15)
 54 Morten Andersen at Dal. (10/20/96)
 54 Morten Andersen vs. N.E. (10/1/95)
 54 Norm Johnson vs. Det. (9/5/93)
 54 Norm Johnson vs. NYJ (9/6/92)
 54 Norm Johnson vs. N.E. (11/29/92)
 54 Paul McFadden vs. Buf. (11/5/89)
 53 Younghoe Koo vs. Chi. (11/20/22)
 53 Younghoe Koo vs. Det. (12/26/21)
 53 Younghoe Koo vs. Car. (10/31/21)
 53 Younghoe Koo vs. N.O. (12/6/20)
 53 Matt Bryant vs. Dal. (11/18/18)
 53 Matt Bryant vs. GB. (9/17/17)
 53 Matt Bryant at Car. (11/5/17)
 53 Matt Bryant vs. Car. (10/2/16)
 53 Matt Bryant vs. Cle. (11/23/14)
 53 Matt Bryant vs. Sea (11/10/13)
 53 Matt Bryant at Wsh. (10/7/12)
 53 Morten Andersen at NYJ (10/25/98)
 53 Greg Davis vs. Phi. (11/18/90)
 54 Shayne Graham at T.B. (12/6/15)
 52 Younghoe Koo vs. NYJ. (10/10/21)
 52 Younghoe Koo vs. T.B. (12/20/20)
 52 Younghoe Koo at N.O. (11/22/20)
 52 Younghoe Koo vs. Den. (11/8/20)
 52 Matt Bryant at Phi. (9/6/18)
 52 Matt Bryant vs. N.O. (12/7/17)
 52 Matt Bryant vs. Chi. (10/12/14)
 52 Matt Bryant vs. N.O. (9/7/14)
 52 Matt Bryant at Mia (9/22/13)

52 Jay Feely, at G.B. (9/8/02)
 52 Jay Feely, vs. Buf. (12/23/01)
 52 Morten Andersen vs. S.F. (12/24/95)
 52 Norm Johnson vs. Mia. (10/11/92)
 52 Greg Davis vs. G.B. (11/6/88)
 52 Mick Luckhurst vs. Sea. (10/13/85)
 52 Mick Luckhurst vs. Rams (10/7/84)
 52 Nick Mike-Mayer vs. S.F. (10/28/73)
 51 Younghoe Koo vs. T.B., (1/8/23)
 51 Younghoe Koo vs. Pitt. (12/4/22)
 51 Younghoe Koo at N.O. (11/22/20)
 51 Matt Bryant at Car. (12/24/16)
 51 Matt Bryant vs. N.O. (9/7/14)
 51 Matt Bryant vs. Wsh (12/15/13)
 51 Matt Bryant vs. Arz. (11/18/12)
 51 Matt Bryant at N.O. (12/26/11)
 50 Younghoe Koo vs. Pitt. (12/4/22)
 50 Younghoe Koo vs. N.O. (9/11/22)
 50 Younghoe Koo at Min. (10/18/20)
 50 Matt Bryant vs. Dal. (11/12/17)
 50 Matt Bryant vs. Mia. (10/15/17)
 50 Matt Bryant vs. S.F. (12/18/16)
 50 Matt Bryant vs. at T.B. (11/3/16)
 50 Matt Bryant at N.O. (12/21/14)
 50 Matt Bryant at G.B. (12/8/14)
 50 Matt Bryant at Sea (10/2/11)
 50 Younghoe Koo vs. Car. (12/8/19)

LONGEST INTERCEPTION RETURNS (60+ YARDS)

101t Tom Pridemore vs. S.F. (9/20/81)
 95t Chevis Jackson vs. N.O. (11/9/08)
 90t Deion Jones at N.O. (9/26/16)
 90t Ken Reaves vs. LA Rams (10/20/68)
 87t Rolland Lawrence vs. Oak. (11/30/75)
 85 Aaron Beasley at S.F. (9/12/04)
 82t Deion Sanders vs. Hou. (9/9/90)
 81t Rolland Lawrence vs. S.D. (10/21/73)
 79t Asante Samuel vs. Oak. (10/14/12)
 77t Lee Calland vs. Bal. (9/17/67)
 74 Vinnie Clark vs. T.B. (10/9/94)
 73t Jimmy Burson vs. S.F. (12/15/68)
 72t Rick Byas vs. N.O. (11/20/77)
 71t Sean Weatherspoon (12/8/13)
 71t Alton Montgomery vs. Car. (9/3/95)
 68t Osi Umenyiora vs. Stl (9/15/13)
 67t Deion Jones vs. L.V. (11/29/20)
 66t Mykal Walker at Car. (12/12/21)
 66t Kevin Mathis at Den. (10/31/04)
 65 DeAngelo Hall at T.B. (12/24/05)
 65t Tom Hayes vs. N.O. (9/16/73)
 62t Tye Hill vs. Was. (11/8/09)
 62t Bob Riggie vs. Min. (12/4/66)
 61t Deion Sanders vs. Dal. (12/30/90)
 60 Ray Buchanan vs. T.B. (11/5/00)
 60 Deion Sanders at T.B. (12/24/05)

TOP PERFORMERS

LONGEST PUNT RETURNS (50+ YARDS)

79t	Deion Sanders vs. Cin. (10/28/90)
78t	Kenjon Barner at. Car. (11/07/19)
77t	Tom McCauley vs. N.O. (10/25/70)
75t	Allen Rossum at K.C. (10/24/04)
75t	John Mallory vs. Min. (12/20/70)
74	Darren Gordon vs. Dal. (11/11/01)
73	Eric Weems at Oak. (10/18/16)
72	Allen Rossum vs. Phi. (11/2/03)
72t	Gerald Tinker vs. N.O. (9/29/74)
71t	Billy Johnson vs. NYJ (10/23/83)
71	Billy Johnson vs. LA Rams (11/21/82)
70t	Tim Dwight at Phi. (10/1/00)
70t	Tim Dwight vs. S.F. (1/3/00)
68t	Deion Sanders vs. LA Rams (9/10/89)
67	Darrien Gordon at Ind. (12/16/01)
66t	Eric Metcalf at Stl (10/12/95)
62t	Devin Hester vs. T.B. (9/18/14)
61t	Harry Douglas vs. Car. (11/23/08)
60	Dennis Pearson vs. Det. (9/23/79)
68	Lew Barnes vs. Phi. (10/30/88)
59t	Allen Rossum vs. Ten. (11/23/03)
58t	Winslow Oliver vs. S.F. (12/12/99)
57	Ray Brown vs. Phi. (11/11/73)
57	Al Dodd vs. Chi. (10/13/74)
56	Kenny Johnson vs. Chi. (9/23/80)
55t	Eric Weems vs. Car (1/2/11)
51	Tony Smith vs. T.B. (10/31/93)

LONGEST FUMBLE RETURNS (50+ YARDS)

91t	Bob Glazebrook vs. NYG (9/12/82)
86	Osi Umenyiora at. N.O. (12/21/14)
84t	Nate Stupar vs. Hou (10/4/15)
75t	Oliver Barnett vs. T.B. (11/17/91)
74t	Vic Beasley vs. Bal (12/2/18)
74t	Jim Weatherford vs. S.F. (10/19/69)
71t	Chuck Smith at N.E. (11/8/98)
69t	Jessie Tuggle vs. N.O. (12/3/92)
66t	DeAngelo Hall at N.O. (10/16/05)
65t	James Britt vs. LA Rams (10/26/86)
65t	Jessie Tuggle vs. Hou. (9/9/90)
64	Ray Edwards vs. Phi (9/18/11)

64t	Blane Gaison vs. S.F. (11/20/83)
60t	Tom Hayes vs. Oak. (12/5/71)
57t	Joel Williams vs. G.B. (9/13/81)
56	Avery Williams at Cin. (10/23/22)
56t	DeAngelo Hall at Ten. (10/7/07)
55t*	Jim Mitchell at Min. (11/28/71)
54t	John Mallory vs. LA Rams (10/17/71)
50t	Jim Mitchell vs. N.O. (10/5/75)

* Ball was fumbled by teammate and run in for a TD.

LONGEST KICKOFF RETURNS (90+ YARDS)

103t	Cordarrelle Patterson vs. Chi (11/20/22)
102t	Eric Weems vs. G.B. (1/15/11)
102t	Eric Weems at T.B. (12/5/10)
100t	Darrick Vaughn at Den. (9/10/00)
100t	Deion Sanders vs. S.F. (10/13/91)
100t	Dennis Pearson vs. Stl. (12/17/78)
99t	Byron Hanspard at S.D. (12/7/97)
99t	Deion Sanders vs. Was. (9/13/92)
99t	Ron Smith vs. Bal. (9/17/67)
97t	Tony Smith vs. Pitt. (9/27/93)
97t	Sylvester Stamps vs. S.F. (12/20/87)
96t	Darrick Vaughn at Stl. (1/6/02)
96t	Darrick Vaughn at Stl. (10/15/00)
94t	Cliff Austin vs. N.O. (10/20/85)
93t	Tim Dwight vs. Car. (10/4/98)
93t	Byron Hanspard at Sea. (11/30/97)
92	Jerious Norwood vs. Stl. (12/28/08)
91t	Allen Rossum vs. Sea (12/15/02)
88t	Darrick Vaughn at N.O. (12/17/00)
85	Jerious Norwood vs. Chi. (10/12/08)
82	Jim Butler vs. G.B. (11/22/71)
80	Ron Smith vs. Chi. (11/27/66)
76t	Keith Jones vs. Dal. (12/30/90)
76	Jerious Norwood at Ten. (10/7/07)
74	Sylvester Stamps vs. Hou. (10/25/87)
73t	Deion Sanders vs. Buf. (11/22/92)
72	Deion Sanders vs. N.O. (10/29/89)
66	Devin Hester vs Car (12/28/14)
62	Eric Weems vs. Chi. (10/18/09)
61	Adam Jennings vs. Sea. (12/30/07)

* 2010 Divisional Playoff Game

CAREER 100 & 300 YARD GAMES

CAREER 100-YARD RUSHING GAMES

Michael Turner	27
Gerald Riggs	25
William Andrews	2
Jamal Anderson	19
Warrick Dunn	19
Devonta Freeman	8
Michael Vick	8
Dave Hampton	7
Tevin Coleman	4
Erric Pegram	4
Cordarrelle Patterson	3
Steve Broussard	3
Lynn Cain	3
Craig Heyward	3
Mike Rozier	3
John Settle	3
Jason Snelling	2
Jerious Norwood	2
Jim Butler	2
Sonny Collins	2
Haskel Stanback	2
Tyler Allgeier	2
Todd Gurley	1
Cliff Austin	1
Bubba Bean	1
Junior Coffey	1
T.J. Duckett	1
Byron Hanspard	1
Art Malone	1
Maurice Smith	1
Woody Thompson	1
Steven Jackson	1

CAREER 300-YARD PASSING GAMES

Matt Ryan	73
Steve Bartkowski	12
Chris Miller	8
Jeff George	6
Chris Chandler	4
Bobby Hebert	4
Bob Berry	3
Wade Wilson	3
Chris Redman	2
Michael Vick	2
Matt Schaub	1
Dave Archer	1
Joey Harrington	1
Doug Johnson	1
Erik Kramer	1
Mike Moroski	1

CAREER 100-YARD RECEIVING GAMES

Julio Jones	58
Roddy White	39
Alfred Jenkins	16
Andre Rison	15
Terance Mathis	14
Calvin Ridley	11
Bert Emanuel	9
Michael Haynes	9
Stacey Bailey	8
Harry Douglas	6
Tony Martin	5
Billy Johnson	5
Tony Gonzalez	5
Wallace Francis	4
Alge Crumpler	4
Russell Gage	3
Austin Hooper	3
Charlie Brown	3
Paul Flatley	3
Shawn Jefferson	3
Eric Metcalf	3
Ken Burrow	3
Brian Finneran	3
Jim Mitchell	3
William Andrews	3
Kyle Pitts	2
Floyd Dixon	2
Tim Dwight	2
Drake London	1
Cordarrelle Patterson	1
Olamide Zacccheaus	1
Aldrick Robinson	1
Tevin Coleman	1
Leonard Hankerson	1
Jacob Tamme	1
Milton Barney	1
Lynn Cain	1
Wes Chesson	1
Shawn Collins	1
Arthur Cox	1
Warrick Dunn	1
Paul Gipson	1
Alex Hawkins	1
Drew Hill	1
Aubrey Matthews	1
Quentin McCord	1
Junior Miller	1
Peerless Price	1
Mike Pritchard	1
Laurent Robinson	1
Billy Ryckman	1
John Settle	1
Maurice Smith	1
George Thomas	1
Harmon Wages	1

YEARLY LEADERS

SCORING

YEAR	PLAYER	TD	XPM	XPA	FGM	FGA	TP
1966	LOU KIROUAC	0	19	24	9	18	46
1967	WADE TRAYNHAM	0	22	22	7	18	43
1968	BOB ETTER	0	17	19	11	21	50
1969	BOB ETTER	0	33	33	15	30	78
1970	KENNY VINYARD	0	23	26	9	25	50
1971	BILL BELL	0	29	33	13	21	68
1972	BILL BELL	0	31	31	16	30	79
1973	NICK MIKE-MAYER	0	34	34	26	38	112
1974	NICK MIKE-MAYER	0	12	12	9	16	39
1975	NICK MIKE-MAYER	0	30	33	4	10	42
1976	NICK MIKE-MAYER	0	20	20	10	21	50
1977	HASKEL STANBACK	6	0	0	0	0	36
1978	TIM MAZZETTI	0	18	18	13	16	57
1979	TIM MAZZETTI	0	31	37	13	25	70
1980	TIM MAZZETTI	0	46	49	19	27	103
1981	MICK LUCKHURST	0	51	51	21	33	114
1982	MICK LUCKHURST	0	21	22	10	14	51
1983	MICK LUCKHURST	0	43	45	17	22	94
1984	MICK LUCKHURST	0	31	31	20	27	91
1985	MICK LUCKHURST	0	29	29	24	31	101
1986	MICK LUCKHURST	0	21	21	14	24	63
1987	MICK LUCKHURST	0	17	17	9	13	44
1988	GREG DAVIS	0	25	27	19	30	82
1989	PAUL MCFADDEN	0	18	18	15	20	63
1990	GREG DAVIS	0	40	40	22	33	106
1991	NORM JOHNSON	0	38	39	19	23	95
1992	NORM JOHNSON	0	39	39	18	22	93
1993	NORM JOHNSON	0	34	34	26	27	112
1994	NORM JOHNSON	0	32	32	21	25	95
1995	MORTEN ANDERSEN	0	29	30	31	37	122
1996	MORTEN ANDERSEN	0	31	31	22	29	97
1997	MORTEN ANDERSEN	0	35	35	23	27	104
1998	MORTEN ANDERSEN	0	51	52	23	28	120
1999	MORTEN ANDERSEN	0	34	34	15	21	79
2000	MORTEN ANDERSEN	0	23	23	25	31	98
2001	JAY FEELY	0	28	28	29	37	115
2002	JAY FEELY	0	42	43	32	40	138
2003	JAY FEELY	0	32	33	19	27	89
2004	JAY FEELY	0	40	40	18	23	94
2005	TODD PETERSON	0	35	35	23	25	104
2006	MORTEN ANDERSEN	0	27	27	20	23	87
2007	MORTEN ANDERSON	0	24	24	25	28	99
2008	JASON ELAM	0	42	42	29	31	129
2009	JASON ELAM	0	32	33	12	19	68
2010	MATT BRYANT	0	44	44	28	31	128
2011	MATT BRYANT	0	45	45	27	29	126
2012	MATT BRYANT	0	44	44	33	38	143
2013	MATT BRYANT	0	39	39	24	27	111
2014	MATT BRYANT	0	40	40	29	32	127
2015	DEVONTA FREEMAN	14	0	0	0	0	84
2016	MATT BRYANT	0	56	57	34	37	158
2017	MATT BRYANT	0	35	35	34	39	137
2018	MATT BRYANT	0	33	35	20	21	93
2019	YOUNGHOE KOO	0	15	16	23	26	84
2020	YOUNGHOE KOO	0	33	36	37	39	144
2021	YOUNGHOE KOO	0	30	30	27	29	111

YEARLY LEADERS

SCORING

YEAR	PLAYER	TD	XPM	XPA	FGM	FGA	TP
2022	YOUNGHOE KOO	0	33	35	32	37	129

YEARLY LEADERS

PASSING (MINIMUM 100 ATTEMPTS)

YEAR	PLAYER	ATT	COMP	PCT	YDS	TD	INT
1966	RANDY JOHNSON	295	129	43.7	1,795	12	21
1967	RANDY JOHNSON	288	142	49.3	1,620	10	21
1968	BOB BERRY	153	81	52.9	1,433	7	13
1969	BOB BERRY	169	71	57.3	1,087	10	2
1970	BOB BERRY	269	156	58.0	1,806	16	13
1971	BOB BERRY	226	136	60.2	2,005	11	16
1972	BOB BERRY	277	154	55.6	2,158	13	12
1973	BOB LEE	230	120	52.2	1,786	10	8
1974	BOB LEE	172	78	45.3	852	3	14
1975	STEVE BARTKOWSKI	255	115	45.1	1,662	13	15
1976	STEVE BARTKOWSKI	120	57	47.5	677	2	9
1977	SCOTT HUNTER	151	70	46.4	898	2	3
1978	STEVE BARTKOWSKI	369	187	50.7	2,489	10	18
1979	STEVE BARTKOWSKI	379	203	53.6	2,502	17	20
1980	STEVE BARTKOWSKI	463	257	55.5	3,544	31	16
1981	STEVE BARTKOWSKI	533	297	55.7	3,830	30	23
1982	STEVE BARTKOWSKI	262	166	63.4	1,905	8	11
1983	STEVE BARTKOWSKI	432	274	63.4	3,167	22	5
1984	STEVE BARTKOWSKI	269	181	67.3	2,158	11	10
1985	DAVE ARCHER	312	161	51.6	1,992	7	17
1986	DAVE ARCHER	294	150	51.0	2,007	10	9
1987	SCOTT CAMPBELL	260	136	52.3	1,728	11	14
1988	CHRIS MILLER	351	184	52.4	2,133	11	12
1989	CHRIS MILLER	526	280	53.2	3,459	16	10
1990	CHRIS MILLER	388	222	57.2	2,735	17	14
1991	CHRIS MILLER	413	220	53.3	3,103	26	18
1992	CHRIS MILLER	253	152	60.1	1,739	15	6
1993	BOBBY HEBERT	430	263	61.2	2,978	24	17
1994	JEFF GEORGE	524	322	61.5	3,734	23	18
1995	JEFF GEORGE	557	336	60.3	4,143	24	11
1996	BOBBY HEBERT	488	294	60.2	3,152	22	25
1997	CHRIS CHANDLER	342	202	59.1	2,692	20	7
1998	CHRIS CHANDLER	327	190	58.1	3,154	25	12
1999	CHRIS CHANDLER	307	174	56.7	2,339	16	11
2000	CHRIS CHANDLER	331	192	58.0	2,236	10	12
2001	CHRIS CHANDLER	365	223	61.1	2,847	16	14
2002	MICHAEL VICK	421	231	54.9	2,936	16	8
2003	DOUG JOHNSON	243	136	56.0	1,655	8	12
2004	MICHAEL VICK	321	181	56.4	2,313	14	12
2005	MICHAEL VICK	387	214	55.3	2,412	15	13
2006	MICHAEL VICK	388	204	52.6	2,474	20	13
2007	JOEY HARRINGTON	348	215	61.8	2,215	7	8
2008	MATT RYAN	434	265	61.1	3,440	16	11
2009	MATT RYAN	451	263	58.3	2,916	22	14
2010	MATT RYAN	571	357	62.5	3,705	28	9
2011	MATT RYAN	566	347	61.3	4,177	29	12
2012	MATT RYAN	615	422	68.6	4,719	32	14
2013	MATT RYAN	651	439	67.4	4,515	26	17
2014	MATT RYAN	628	415	66.1	4,694	28	14
2015	MATT RYAN	614	407	66.3	4,591	21	16
2016	MATT RYAN	534	373	69.9	4,944	38	7
2017	MATT RYAN	529	342	64.7	4,095	20	12
2018	MATT RYAN	608	422	69.4	4,924	35	7
2019	MATT RYAN	616	408	66.2	4,466	26	14
2020	MATT RYAN	626	407	65.0	4,581	26	11
2021	MATT RYAN	560	375	67.0	3,968	20	12

YEARLY LEADERS

PASSING (MINIMUM 100 ATTEMPTS)

YEAR	PLAYER	ATT	COMP	PCT	YDS	TD	INT
2022	MARCUS MARIOTA	300	184	61.3	2,219	15	9

YEARLY LEADERS

RUSHING

YEAR	PLAYER	NO	YDS	AVG	LG	TD
1966	JUNIOR COFFEY	199	722	3.6	37	4
1967	JUNIOR COFFEY	180	722	4.0	20T	4
1968	JIM BUTLER	94	365	3.9	60T	2
1969	JIM BUTLER	163	655	4.0	39	3
1970	JIM BUTLER	166	636	3.8	33	0
1971	JIM BUTLER	186	594	3.2	19	2
1972	DAVE HAMPTON	230	995	4.3	56T	6
1973	DAVE HAMPTON	263	997	3.8	25	3
1974	DAVE HAMPTON	127	464	3.7	34	2
1975	DAVE HAMPTON	250	1,002	4.0	22	5
1976	BUBBA BEAN	124	428	3.5	30	2
1977	HASKEL STANBACK	247	873	3.4	35	6
1978	BUBBA BEAN	193	707	3.7	25	3
1979	WILLIAM ANDREWS	239	1,023	4.3	23	2
1980	WILLIAM ANDREWS	265	1,308	4.9	33	4
1981	WILLIAM ANDREWS	289	1,301	4.5	29	10
1982	WILLIAM ANDREWS	139	573	4.1	19T	5
1983	WILLIAM ANDREWS	331	1,567	4.7	27	7
1984	GERALD RIGGS	353	1,486	4.2	57	13
1985	GERALD RIGGS	297	1,719	4.3	50	10
1986	GERALD RIGGS	343	1,327	3.9	31	9
1987	GERALD RIGGS	203	875	4.3	44	2
1988	JOHN SETTLE	232	1,024	4.4	62	7
1989	JOHN SETTLE	179	689	3.8	20	3
1990	MIKE ROZIER	153	675	4.4	67	4
1991	STEVE BROUSSARD	99	449	4.5	36	4
1992	STEVE BROUSSARD	84	363	4.3	27	1
1993	ERRIC PEGRAM	292	1,185	4.1	29	3
1994	CRAIG HEYWARD	183	779	4.3	17	7
1995	CRAIG HEYWARD	236	1,083	4.6	31	6
1996	JAMAL ANDERSON	232	1,055	4.5	32T	5
1997	JAMAL ANDERSON	290	1,002	3.5	39	7
1998	JAMAL ANDERSON	410	1,846	4.5	48	14
1999	KEN OXENDINE	141	452	3.2	20	1
2000	JAMAL ANDERSON	282	1,024	3.6	42	6
2001	MAURICE SMITH	237	760	3.2	58	5
2002	WARRICK DUNN	230	927	4.0	59	7
2003	T.J. DUCKETT	197	779	4.0	55	11
2004	WARRICK DUNN	265	1,106	4.2	60	9
2005	WARRICK DUNN	280	1,416	5.1	65	3
2006	WARRICK DUNN	286	1,140	4.0	90T	4
2007	WARRICK DUNN	227	720	3.2	38	4
2008	MICHAEL TURNER	376	1,699	4.5	70	17
2009	MICHAEL TURNER	178	871	4.9	58T	10
2010	MICHAEL TURNER	334	1,371	4.1	55	12
2011	MICHAEL TURNER	301	1,340	4.5	81T	11
2012	MICHAEL TURNER	222	800	3.6	43	10
2013	STEVEN JACKSON	157	543	3.5	50	6
2014	STEVEN JACKSON	190	707	3.7	55	6
2015	DEVONTA FREEMAN	265	1,056	4.0	39	11
2016	DEVONTA FREEMAN	227	1,079	4.8	75	11
2017	DEVONTA FREEMAN	196	865	4.4	44	7
2018	TEVIN COLEMAN	167	800	4.8	65	4
2019	DEVONTA FREEMAN	184	656	3.6	28	2
2020	TODD GURLEY	195	678	3.5	35T	9
2021	CORDARRELLE PATTERSON	153	618	4.0	39	6

YEARLY LEADERS

RUSHING

YEAR	PLAYER	NO	YDS	AVG	LG	TD
2022	TYLER ALLGEIER	210	1,035	4.9	44	3

YEARLY LEADERS

RECEIVING

YEAR	PLAYER	NO	YDS	AVG	LG	TD
1966	ALEX HAWKINS	44	661	15.0	42	2
1967	TOMMY MCDONALD	33	436	13.2	75	4
1968	JERRY SIMMONS	28	479	17.1	61	0
1969	PAUL FLATLEY	45	834	18.5	71	6
1970	JIM MITCHELL	44	650	14.8	51	6
1971	ART MALONE	34	380	11.2	46	2
	KEN BURROW	33	741	22.5	84	6
1972	ART MALONE	50	585	11.7	57	2
1973	JIM MITCHELL	32	420	13.1	50	0
	KEN BURROW	31	567	18.3	57	7
1974	KEN BURROW	34	545	16.0	48	1
1975	ALFRED JENKINS	38	767	20.2	68	6
1976	ALFRED JENKINS	41	710	17.3	34	6
1977	ALFRED JENKINS	39	677	17.4	73	4
1978	WALLACE FRANCIS	45	695	15.4	54	3
	BILLY RYCKMAN	45	679	15.1	59	2
1979	WALLACE FRANCIS	74	1,013	13.7	42	8
1980	ALFRED JENKINS	57	1,025	18.0	57	6
1981	WILLIAM ANDREWS	81	736	9.1	70	2
	ALFRED JENKINS	70	1,358	19.4	67	13
1982	WILLIAM ANDREWS	42	503	12.0	86T	2
1983	BILLY JOHNSON	64	709	11.1	47T	4
	STACEY BAILEY	55	881	16.0	53	6
1984	STACEY BAILEY	67	1,138	17.0	61	6
1985	BILLY JOHNSON	62	830	13.4	62T	5
1986	CHARLIE BROWN	63	918	14.6	42	4
1987	FLOYD DIXON	36	600	16.7	51T	5
1988	JOHN SETTLE	68	570	8.4	27	1
1989	SHAWN COLLINS	58	862	14.9	47	3
1990	ANDRE RISON	82	1,208	14.7	75T	10
1991	ANDRE RISON	81	976	12.0	39T	12
1992	ANDRE RISON	93	1,121	12.1	71T	11
1993	ANDRE RISON	86	1,242	14.4	53T	15
1994	TERANCE MATHIS	111	1,342	12.1	81	11
1995	ERIC METCALF	104	1,189	11.4	62T	8
1996	BERT EMANUEL	75	921	12.3	53	6
1997	BERT EMANUEL	65	991	15.2	56	9
1998	TONY MARTIN	66	1,181	17.9	62	6
	TERANCE MATHIS	64	1,136	17.8	78T	11
1999	TERANCE MATHIS	81	1,016	12.5	52	6
2000	SHAWN JEFFERSON	60	822	13.7	49	2
2001	TERANCE MATHIS	51	564	11.1	34	2
2002	BRIAN FINNERAN	56	838	15.0	47	6
2003	PEERLESS PRICE	64	838	13.1	49	3
2004	ALGE CRUMPLER	48	774	16.1	49T	6
2005	ALGE CRUMPLER	65	877	13.5	48	58
2006	ALGE CRUMPLER	56	780	13.9	46	8
2007	RODDY WHITE	83	1,202	14.5	69T	6
2008	RODDY WHITE	88	1,382	15.7	70T	7
2009	RODDY WHITE	85	1,153	13.6	90T	11
2010	RODDY WHITE	115	1,389	12.1	46	10
2011	RODDY WHITE	100	1,296	13.0	43	8
2012	TONY GONZALEZ	93	930	10.0	25	8
	RODDY WHITE	92	1,351	14.7	59	7

YEARLY LEADERS

RECEIVING

YEAR	PLAYER	NO	YDS	AVG	LG	TD
2013	HARRY DOUGLAS	85	1,067	12.6	80	2
2014	JULIO JONES	104	1,593	15.3	79	6
2015	JULIO JONES	136	1,871	13.8	82T	8
2016	JULIO JONES	83	1,409	17.0	75	6
2017	JULIO JONES	88	1,444	16.4	53	3
2018	JULIO JONES	113	1,677	14.8	58	8
2019	JULIO JONES	99	1,394	14.1	54T	6
2020	CALVIN RIDLEY	90	1,374	15.3	63	9
2021	KYLE PITTS	68	1,026	15.1	61	1
2022	DRAKE LONDON	72	866	12.0	40	4

YEARLY LEADERS

PUNT RETURNS

YEAR	PLAYER	NO	YDS	AVG	LG	TD
1966	RON SMITH	11	80	7.3	23	0
1967	RON SMITH	20	92	4.6	26	0
1968	JIM BURSON	11	56	5.1	17	0
1969	JOHN MALLORY	13	42	3.2	15	0
1970	JOHN MALLORY	17	203	11.9	75T	1
1971	WILLIE BELTON	30	163	5.4	32	0
1972	WILLIE BELTON	17	110	6.5	34	0
1973	RAY BROWN	40	360	9.0	57	0
1974	AL DODD	27	344	12.7	57	0
1975	MACK HERRON	10	94	9.4	24	0
1976	ROLLAND LAWRENCE	54	376	7.0	24	0
1977	ROLLAND LAWRENCE	51	352	6.9	37	0
1978	BILLY RYCKMAN	28	227	8.1	38	0
1979	DENNIS PEARSON	12	115	9.6	60	0
1980	KENNY JOHNSON	23	281	12.2	56	0
1981	SCOTT WOERNER	33	278	8.4	38	0
1982	BILLY JOHNSON	24	273	11.4	71	0
1983	BILLY JOHNSON	46	489	10.6	71T	1
1984	BILLY JOHNSON	15	152	10.1	37	0
1985	ANTHONY ALLEN	21	141	6.7	19	0
1986	FLOYD DIXON	26	151	5.8	16	0
1987	BILLY JOHNSON	21	168	8.0	45	0
1988	LEW BARNES	34	307	9.0	68	0
1989	DEION SANDERS	28	307	11.0	68T	1
1990	DEION SANDERS	29	250	8.6	79T	1
1991	DEION SANDERS	21	170	8.1	23	0
1992	TONY SMITH	16	155	9.7	45	0
1993	TONY SMITH	32	255	8.0	51	0
1994	CLARENCE VERDIN	23	113	4.9	29	0
1995	ERIC METCALF	39	383	9.8	66T	1
1996	ERIC METCALF	27	296	11.0	39	0
1997	TODD KINCHEN	52	446	8.6	38	0
1998	TIM DWIGHT	31	263	8.5	23	0
1999	TIM DWIGHT	20	220	11.0	70T	1
2000	TIM DWIGHT	33	309	9.4	70T	1
2001	DARRIEN GORDON	31	437	14.1	74	0
2002	ALLEN ROSSUM	24	288	12.0	36	0
2003	ALLEN ROSSUM	39	545	14.0	72	1
2004	ALLEN ROSSUM	37	457	12.4	75T	1
2005	ALLEN ROSSUM	17	145	8.5	29	0
2006	ALLEN ROSSUM	37	288	7.8	41	0
2007	ADAM JENNINGS	30	186	6.2	23	0
2008	HARRY DOUGLAS	19	226	11.9	61T	1
2009	ERIC WEEMS	27	270	10.0	28	0
2010	ERIC WEEMS	18	230	12.8	55T	1
2011	ERIC WEEMS	32	315	9.8	42	0
2012	DOMINIQUE FRANKS	21	163	7.8	28	0
2013	ROBERT MCCLAIN	19	193	10.2	25	0
2014	DEVIN HESTER	18	240	13.3	68	1
2015	ERIC WEEMS	19	221	11.6	41	0
2016	ERIC WEEMS	24	273	11.4	73	0
2017	ANDRE ROBERTS	27	201	7.4	27	0
2018	JUSTIN HARDY	20	147	7.4	18	0
2019	KENJON BARNER	35	267	7.6	78T	1
2020	BRANDON POWELL	17	152	8.9	24	0
2021	AVERY WILLIAMS	20	153	7.7	23	0

YEARLY LEADERS

PUNT RETURNS

YEAR	PLAYER	NO	YDS	AVG	LG	TD
2022	AVERY WILLIAMS	18	292	16.2	56	0

YEARLY LEADERS

KICKOFF RETURNS

YEAR	PLAYER	NO	YDS	AVG	LG	TD
1966	RON SMITH	43	1,013	23.6	80	0
1967	RON SMITH	39	976	25.0	99T	1
1968	JIM BUTLER	37	799	21.6	42	0
1969	CHARLIE BRYANT	21	407	19.4	39	0
1970	JIM BUTLER	14	284	20.3	29	0
1971	WILLIE BELTON	28	706	25.2	58	0
1972	DAVE HAMPTON	25	535	21.0	52	0
1973	JOE WASH.	20	432	21.6	30	0
1974	GERALD TINKER	29	704	24.3	59	0
1975	GERALD TINKER	13	307	23.6	33	0
1976	ROLLAND LAWRENCE	21	521	24.8	36	0
1977	KARL FARMER	23	466	20.3	30	0
1978	DENNIS PEARSON	25	662	26.7	100T	1
1979	DENNIS PEARSON	30	577	19.2	29	0
1980	REGGIE SMITH	25	512	20.5	35	0
1981	REGGIE SMITH	47	1,143	24.3	52	0
1982	REGGIE BROWN	24	466	19.4	33	0
1983	KENANY JOHNSON	11	224	20.4	28	0
1984	SYLVESTER STAMPS	19	452	23.8	50	0
1985	CLIFF AUSTIN	39	838	21.5	94T	1
1986	SYLVESTER STAMPS	24	514	21.4	35	0
1987	SYLVESTER STAMPS	24	660	27.5	97T	1
1988	EVAN COOPER	16	331	20.7	28	0
1989	DEION SANDERS	35	725	20.7	72	0
1990	DEION SANDERS	39	851	21.8	50	0
1991	DEION SANDERS	26	576	22.2	100T	1
1992	DEION SANDERS	40	1,067	26.7	99T	2
1993	TONY SMITH	38	948	24.9	97T	1
1994	CLARENCE VERDIN	44	1,026	23.3	69	0
1995	ROELL PRESTON	30	627	20.9	44	0
1996	ERIC METCALF	49	1,034	21.1	55	0
1997	BYRON HANSPARD	40	987	24.7	99T	2
1998	TIM DWIGHT	36	973	27.0	93T	1
1999	TIM DWIGHT	44	944	21.5	40	0
2000	DARRICK VAUGHN	39	1,082	27.7	100T	3
2001	DARRICK VAUGHN	61	1,491	24.4	96T	1
2002	ALLEN ROSSUM	53	1,164	22.0	91T	1
2003	ALLEN ROSSUM	62	1,291	20.8	52	0
2004	ALLEN ROSSUM	58	1,250	21.6	49	0
2005	ALLEN ROSSUM	31	702	22.6	47	0
2006	ALLEN ROSSUM	46	1,082	23.5	51	0
2007	JERIOUS NORWOOD	52	1,317	25.3	76	0
2008	JERIOUS NORWOOD	51	1,311	25.7	92	0
2009	ERIC WEEMS	48	1,214	25.3	62	0
2010	ERIC WEEMS	40	1,100	27.5	102T	1
2011	ERIC WEEMS	24	563	23.5	37	0
2012	JACQUIZZ RODGERS	23	592	25.7	77	0
2013	JACQUIZZ RODGERS	25	575	23.0	34	0
2014	DEVIN HESTER	45	1,128	25.1	66	0
2015	ERIC WEEMS	15	403	26.9	50	0
2016	ERIC WEEMS	17	391	23.0	42	0
2017	ANDRE ROBERTS	38	860	22.6	61	0
2018	MARVIN HALL	26	616	23.7	53	0
2019	KENJON BARNER	17	406	23.9	47	0
2020	BRANDON POWELL	17	343	20.2	29	0
2021	AVERY WILLIAMS	23	490	21.3	39	0

YEARLY LEADERS

KICKOFF RETURNS

YEAR	PLAYER	NO	YDS	AVG	LG	TD
2022	AVERY WILLIAMS	16	313	19.6	30	0

YEARLY LEADERS

TACKLES

YEAR	PLAYER	TACKLES
1966	TOMMY NOBIS (173 SOLO)	296
1967	TOMMY NOBIS (41 SOLO)	67
1968	TOMMY NOBIS (39 SOLO)	69
1969	GREG BREZINA (22 SOLO)	38
1970	TOMMY NOBIS (48 SOLO)	94
1971	DON HANSEN (43 SOLO)	95
1972	GREG BREZINA (80 SOLO)	130
1973	GREG BREZINA (89 SOLO)	135
1974	TOMMY NOBIS (121 SOLO)	183
1975	TOMMY NOBIS (91 SOLO)	115
1976	TOMMY NOBIS (100 SOLO)	134
1977	GREG BREZINA (67 SOLO)	90
1978	FULTON KUYKENDALL (98 SOLO)	284
1979	ROBERT PENNYWELL (77 SOLO)	109
1980	BUDDY CURRY (80 SOLO)	145
1981	BUDDY CURRY (107 SOLO)	135
1982	BUDDY CURRY (38 SOLO)	61
1983	BUDDY CURRY (127 SOLO)	229
1984	RICK BRYAN (78 SOLO)	125
1985	BUDDY CURRY (82 SOLO)	137
1986	BUDDY CURRY (84 SOLO)	157
1987	JOHN RADE (55 SOLO)	123
1988	JOHN RADE (67 SOLO)	137
1989	JESSIE TUGGLE (112 SOLO)	183
1990	JESSIE TUGGLE (99 SOLO)	201
1991	JESSIE TUGGLE (106 SOLO)	207
1992	JESSIE TUGGLE (90 SOLO)	193
1993	JESSIE TUGGLE (120 SOLO)	185
1994	JESSIE TUGGLE (111 SOLO)	195
1995	JESSIE TUGGLE (126 SOLO)	180
1996	JESSIE TUGGLE (108 SOLO)	184
1997	JESSIE TUGGLE (123 SOLO)	123
1998	CORNELIUS BENNETT (80 SOLO)	121
1999	JESSIE TUGGLE (85 SOLO)	122
2000	MARTY CARTER (86 SOLO)	131
2001	KEITH BROOKING (110 SOLO)	167
2002	KEITH BROOKING (100 SOLO)	212
2003	KEITH BROOKING (130 SOLO)	207
2004	KEITH BROOKING (71 SOLO)	144
2005	KEITH BROOKING (88 SOLO)	148
2006	KEITH BROOKING (88 SOLO)	165
2007	KEITH BROOKING (82 SOLO)	127
2008	KEITH BROOKING (80 SOLO)	133
2009	CURTIS LOFTON (118 SOLO)	160
2010	CURTIS LOFTON (101 SOLO)	142
2011	CURTIS LOFTON (95 SOLO)	159
2012	STEPHEN NICHOLAS (85 SOLO)	116
2013	PAUL WORRILOW (92 SOLO)	137
2014	PAUL WORRILOW (84 SOLO)	142
2015	PAUL WORRILOW (67 SOLO)	95
2016	DEION JONES (75 SOLO)	106
2017	DEION JONES (91 SOLO)	138
2018	DE'VONDRE CAMPBELL (63 SOLO)	94
2019	DE'VONDRE CAMPBELL (75 SOLO)	129
2020	FOYESADE OLUOKUN	116
2021	FOYESADE OLUOKUN	192

SACKS

YEAR	PLAYER	TACKLES
1966	SAM WILLIAMS	7.5
1967	RALPH HECK/JIM NORTON	4.5
1968	CLAUDE HUMPHREY	11.5
1969	CLAUDE HUMPHREY	9.5
1970	CLAUDE HUMPHREY/JOHN ZOOK	9.0
1971	CLAUDE HUMPHREY	12.0
1972	JOHN ZOOK	6.5
1973	CLAUDE HUMPHREY	10.0
1974	CLAUDE HUMPHREY	12.5
1975	JOHN ZOOK	10.0
1976	CLAUDE HUMPHREY	15.0
1977	JEFF MERROW/CLAUDE HUMPHREY	10.0
1978	GREG BREZINA	9.0
1979	DON SMITH	9.0
1980	JOEL WILLIAMS	16.0
1981	AL RICHARDSON	10.0
1982	DON SMITH	3.5
1983	MIKE PITTS	7.0
1984	DON SMITH	6.5
1985	RICK BRYAN	7.5
1986	RICK BRYAN	7.0
1987	BUDDY MOORE	4.0
1988	AUNDRAY BRUCE	6.0
1989	MARCUS COTTON	9.0
1990	TIM GREEN	6.0
1991	TIM GREEN	5.0
1992	DARION CONNER	7.0
1993	PIERCE HOLT	6.5
1994	CHUCK SMITH	11.0
1995	CHRIS DOLEMAN	9.0
1996	CLAY MATTHEWS	6.5
1997	CHUCK SMITH	12.0
1998	LESTER ARCHAMBEAU	10.0
1999	CHUCK SMITH	10.0
2000	TRAVIS HALL/BRADY SMITH	4.5
2001	PATRICK KERNEY	12.0
2002	PATRICK KERNEY	10.5
2003	ELLIS JOHNSON	8.0
2004	PATRICK KERNEY	13.0
2005	ROD COLEMAN	10.5
2006	ROD COLEMAN	6.0
2007	JOHN ABRAHAM	10.0
2008	JOHN ABRAHAM	16.5
2009	JONATHAN BABINEAUX	6.0
2010	JOHN ABRAHAM	13.0
2011	JOHN ABRAHAM	9.5
2012	JOHN ABRAHAM	10.0
2013	OSI UMEYIORA	7.5
2014	KROY BIERMANN	4.5
2015	VIC BEASLEY JR.	4.0
2016	VIC BEASLEY JR.	15.5
2017	ADRIAN CLAYBORN	9.5
2018	TAKKARIST MCKINLEY	7.0
2019	VIC BEASLEY JR.	8.0
2020	DEION JONES	4.0
2021	DANTE FOWLER	4.5

YEARLY LEADERS

TACKLES

YEAR	PLAYER	TACKLES
2022	RASHAAN EVANS	159

SACKS

YEAR	PLAYER	TACKLES
2022	GRADY JARRETT	6.0

YEARLY LEADERS

ALL PURPOSE YARDS

YEAR	PLAYER	RUSH	REC	PT RET	KD RET	INT RET	TOTAL
1966	RON SMITH	0	0	80	1,013	0	1,093
1967	RON SMITH	42	227	92	976	0	1,337
1968	JIM BUTLER	365	127	0	799	0	1,291
1969	JIM BUTLER	655	297	0	405	0	1,357
1970	JIM BUTLER	636	151	0	284	0	1,071
1971	WILLIE BELTON	237	22	163	706	0	1,128
1972	DAVE HAMPTON	995	244	0	535	0	1,774
1973	DAVE HAMPTON	997	273	0	258	0	1,528
1974	GERALD TINKER	5	12	195	704	0	916
1975	DAVE HAMPTON	1,002	195	0	0	0	1,197
1976	ROLLAND LAWRENCE	0	0	372	521	0	893
1977	HASKEL STANBACK	873	261	0	0	0	1,134
1978	BUBBA BEAN	707	209	0	0	0	916
1979	WILLIAM ANDREWS	1,023	309	0	0	0	1,332
1980	WILLIAM ANDREWS	1,308	456	0	0	0	1,764
1981	WILLIAM ANDREWS	1,301	736	0	0	0	2,037
1982	WILLIAM ANDREWS	573	503	0	0	0	1,076
1983	WILLIAM ANDREWS	1,567	609	0	0	0	2,176
1984	GERALD RIGGS	1,486	277	0	0	0	1,763
1985	GERALD RIGGS	1,719	267	0	0	0	1,986
1986	GERALD RIGGS	1,327	136	0	0	0	1,463
1987	GERALD RIGGS	875	199	0	0	0	1,074
1988	JOHN SETTLE	1,024	570	0	0	0	1,594
1989	DEION SANDERS	0	8	307	725	52	1,076
1990	DEION SANDERS	0	0	250	851	153	1,254
1991	MICHAEL HAYNES	0	1,122	0	0	0	1,122
1992	DEION SANDERS	4	45	41	1,067	0	1,149
1993	ERRIC PEGRAM	1,185	302	0	63	0	1,550
1994	TERANCE MATHIS	0	1,342	0	0	0	1,342
1995	ERIC METCALF	133	1,189	383	278	0	1,983
1996	ERIC METCALF	8	599	296	1,034	0	1,937
1997	BYRON HANSPARD	335	53	0	987	0	1,375
1998	JAMAL ANDERSON	1,846	319	0	0	0	2,165
1999	TIM DWIGHT	28	669	220	944	0	1,861
2000	JAMAL ANDERSON	1,024	382	0	0	0	1,406
2001	DARRICK VAUGHN	0	0	0	1,491	0	1,491
2002	ALLEN ROSSUM	0	0	288	1,164	0	1,452
2003	ALLEN ROSSUM	0	0	545	1,291	0	1,836
2004	ALLEN ROSSUM	0	0	457	1,250	0	1,707
2005	WARRICK DUNN	1,416	220	0	0	0	1,636
2006	WARRICK DUNN	1,140	170	0	0	0	1,310
2007	JERIOUS NORWOOD	613	277	0	1,317	0	2,207
2008	JERIOUS NORWOOD	489	338	0	1,311	0	2,138
2009	ERIC WEEMS	53	50	270	1,214	0	1,587
2010	MICHAEL TURNER	1,371	85	0	0	0	1,456
2011	MICHAEL TURNER	1,340	168	0	0	0	1,508
2012	JACQUIZZ RODGERS	362	402	0	592	0	1,356
2013	JACQUIZZ RODGERS	332	341	0	575	0	1,248
2014	DEVIN HESTER	36	504	240	1,128	0	1,908
2015	JULIO JONES	0	1,871	0	0	0	1,871
2016	DEVONTA FREEMAN	1,079	462	0	0	0	1,541
2017	JULIO JONES	15	1,444	0	0	0	1,459
2018	JULIO JONES	12	1,677	0	0	0	1,689
2019	JULIO JONES	-3	1,394	0	0	0	1,391
2020	CALVIN RIDLEY	1	1,374	0	0	0	1,375
2021	CORDARRELLE PATTERSON	618	548	0	434	0	1,600

YEARLY LEADERS

ALL PURPOSE YARDS

YEAR	PLAYER	RUSH	REC	PT RET	KD RET	INT RET	TOTAL
2022	TYLER ALLGEIER	1,035	139	0	0	0	1,174

OFFENSIVE & DEFENSIVE RANKINGS

OFFENSE

BY YARDS 1970-2022 [NFL RANK]

YEAR	TOTAL	RUSH	PASS
2022	318.6 (24)	159.9 (3)	158.8 (31)
2021	303.8 (28)	85.4 (31)	218.4 (16)
2020	368.4 (18)	95.8 (27)	272.7 (5)
2019	379.7 (5)	85.1 (30)	294.6 (3)
2018	389.1 (6)	98.3 (27)	290.8 (4)
2017	364.8 (8)	115.4 (13)	249.4 (8)
2016	415.8 (2)	120.5 (5)	295.3 (3)
2015	374.1 (7)	100.4 (19)	273.7 (6)
2014	378.2 (8)	93.6 (24)	284.6 (5)
2013	343.1 (14)	77.9 (32)	265.2 (7)
2012	369.1 (8)	87.3 (29)	281.8 (6)
2011	376.6 (10)	114.6 (17)	262.0 (8)
2010	341.1 (16)	118.2 (12)	222.9 (15)
2009	340.4 (16)	117.3 (15)	223.2 (14)
2008	361.2 (6)	152.7 (2)	208.5 (14)
2007	301.0 (23)	95.0 (26)	206.0 (18)
2006	331.9 (12)	183.7 (1)	148.2 (32)
2005	326.6 (12)	159.1 (1)	167.4 (27)
2004	317.8 (20)	167.0 (1)	150.8 (30)
2003	272.3 (29)	121.8 (14)	150.5 (31)
2002	345.9 (14)	148.0 (4)	197.9 (23)
2001	316.9 (15)	110.8 (16)	206.1 (17)
2000	249.6 (30)	75.9 (28)	173.8 (24)
1999	283.9 (27)	74.8 (30)	209.1 (17)
1998	342.9 (7)	131.3 (6)	211.6 (11)
1997	294.8 (23)	102.7 (19)	192.1 (22)
1996	319.8 (17)	91.3 (27)	228.4 (9)
1995	348.7 (10)	87.1 (27)	261.6 (6)
1994	335.1 (7)	78.1 (28)	257.0 (5)
1993	319.4 (11)	99.4 (23)	220.0 (6)
1992	306.4 (10)	79.4 (27)	227.1 (4)
1991	319.6 (8)	104.0 (16)	215.6 (6)
1990	315.9 (10)	99.6 (21)	216.3 (6)
1989	291.8 (24)	72.2 (28)	219.6 (9)
1988	286.4 (25)	126.0 (14)	160.4 (25)
1987	271.1 (28)	86.5 (28)	184.5 (22)
1986	319.1 (17)	157.8 (3)	161.4 (25)
1985	310.0 (20)	154.1 (3)	155.9 (27)
1984	315.3 (19)	124.6 (15)	190.6 (20)
1983	351.8 (8)	139.0 (11)	212.8 (11)
1982	329.2 (9)	131.2 (9)	198.0 (18)
1981	354.0 (7)	122.8 (18)	231.2 (5)
1980	353.1 (3)	150.3 (5)	202.8 (9)
1979	308.1 (17)	137.5 (16)	170.6 (15)
1978	253.9 (26)	103.8 (27)	150.1 (16)
1977	231.9 (25)	135.0 (17)	96.9 (27)
1976	221.6 (27)	120.6 (25)	101.0 (28)
1975	275.8 (20)	128.1 (19)	147.6 (19)
1974	200.0 (26)	106.6 (21)	93.4 (26)
1973	288.4 (15)	145.5 (10)	142.9 (12)
1972	286.5 (16)	149.4 (9)	137.1 (20)
1971	282.8 (15)	121.6 (16)	161.1 (11)
1970	245.1 (23)	114.3 (15)	130.8 (23)

DEFENSE

BY YARDS 1970-2022 [NFL RANK]

YEAR	TOTAL	RUSH	PASS
2022	362.1 (27)	130.2 (23)	231.9 (25)
2021	364.4 (25)	131.9 (26)	232.5 (18)
2020	398.4 (29)	104.8 (6)	293.6 (32)
2019	355.8 (20)	110.9 (15)	244.9 (11)
2018	384.5 (28)	124.9 (25)	259.6 (27)
2017	318.4 (9)	104.1 (9)	214.3 (12)
2016	371.2 (25)	104.5 (17)	266.7 (28)
2015	347.6 (16)	105.0 (14)	242.6 (18)
2014	378.2 (8)	93.6 (24)	284.6 (5)
2013	343.1 (14)	77.9 (32)	265.2 (7)
2012	369.1 (8)	87.3 (29)	281.8 (6)
2011	376.6 (10)	114.6 (17)	262.0 (8)
2010	341.1 (16)	118.2 (12)	222.9 (15)
2009	340.4 (16)	117.3 (15)	223.2 (14)
2008	361.2 (6)	152.7 (2)	208.5 (14)
2007	301.0 (23)	95.0 (26)	206.0 (18)
2006	331.9 (12)	183.7 (1)	148.2 (32)
2005	326.6 (12)	159.1 (1)	167.4 (27)
2004	317.8 (20)	167.0 (1)	150.8 (30)
2003	272.3 (29)	121.8 (14)	150.5 (31)
2002	345.9 (14)	148.0 (4)	197.9 (23)
2001	316.9 (15)	110.8 (16)	206.1 (17)
2000	249.6 (30)	75.9 (28)	173.8 (24)
1999	283.9 (27)	74.8 (30)	209.1 (17)
1998	342.9 (7)	131.3 (6)	211.6 (11)
1997	294.8 (23)	102.7 (19)	192.1 (22)
1996	319.8 (17)	91.3 (27)	228.4 (9)
1995	348.7 (10)	87.1 (27)	261.6 (6)
1994	335.1 (7)	78.1 (28)	257.0 (5)
1993	319.4 (11)	99.4 (23)	220.0 (6)
1992	306.4 (10)	79.4 (27)	227.1 (4)
1991	319.6 (8)	104.0 (16)	215.6 (6)
1990	315.9 (10)	99.6 (21)	216.3 (6)
1989	291.8 (24)	72.2 (28)	219.6 (9)
1988	286.4 (25)	126.0 (14)	160.4 (25)
1987	271.1 (28)	86.5 (28)	184.5 (22)
1986	319.1 (17)	157.8 (3)	161.4 (25)
1985	310.0 (20)	154.1 (3)	155.9 (27)
1984	315.3 (19)	124.6 (15)	190.6 (20)
1983	351.8 (8)	139.0 (11)	212.8 (11)
1982	329.2 (9)	131.2 (9)	198.0 (18)
1981	354.0 (7)	122.8 (18)	231.2 (5)
1980	353.1 (3)	150.3 (5)	202.8 (9)
1979	308.1 (17)	137.5 (16)	170.6 (15)
1978	253.9 (26)	103.8 (27)	150.1 (16)
1977	231.9 (25)	135.0 (17)	96.9 (27)
1976	221.6 (27)	120.6 (25)	101.0 (28)
1975	275.8 (20)	128.1 (19)	147.6 (19)
1974	200.0 (26)	106.6 (21)	93.4 (26)
1973	288.4 (15)	145.5 (10)	142.9 (12)
1972	286.5 (16)	149.4 (9)	137.1 (20)
1971	282.8 (15)	121.6 (16)	161.1 (11)
1970	245.1 (23)	114.3 (15)	130.8 (23)

ALL-TIME STARTING QUARTERBACKS

YEAR-BY-YEAR RESULTS

1966	Randy Johnson 3-8 Dennis Claridge..... 0-3	1992	Chris Miller 3-5 Billy Joe Tolliver 2-3 Wade Wilson 1-2
1967	Randy Johnson 1-10-1 Steve Sloan..... 0-1 Terry Nofsinger 0-1	1993	Bobby Hebert 5-9 Chris Miller 0-1 Billy Joe Tolliver 1-0
1968	Randy Johnson 1-6 Bob Berry 1-6	1994	Jeff George 7-9
1969	Bob Berry 4-3 Randy Johnson 2-3 Bruce Lemmerman..... 0-2	1995	Jeff George 9-7
1970	Bob Berry 3-7-2 Randy Johnson 1-1	1996	Bobby Hebert 3-10 Jeff George 0-3
1971	Bob Berry 4-6-1 Dick Shiner..... 3-0	1997	Chris Chandler..... 7-7 Billy Joe Tolliver 0-1 Tony Graziani 0-1
1972	Bob Berry 7-7	1998	Chris Chandler..... 13-1 Steve DeBerg..... 0-1 Tony Graziani 1-0
1973	Bob Lee 8-2 Dick Shiner..... 1-3	1999	Chris Chandler..... 4-8 Tony Graziani 1-2
1974	Bob Lee..... 2-6 Pat Sullivan..... 0-4 Kim McQuilken 1-1	2000	Danny Kanell 0-1 Chris Chandler..... 4-9 Doug Johnson 0-2
1975	Steve Bartkowski 4-7 Kim McQuilken 0-2 Pat Sullivan..... 0-1	2001	Chris Chandler..... 6-8 Michael Vick..... 1-1
1976	Steve Bartkowski 1-4 Kim McQuilken 1-2 Scott Hunter..... 2-4	2002	Michael Vick..... 8-6-1 Doug Johnson 1-0
1977	Scott Hunter..... 4-3 Steve Bartkowski 3-4	2003	Doug Johnson 1-7 Kurt Kittner 1-3 Michael Vick..... 3-1
1978	Steve Bartkowski 8-5 June Jones..... 1-2	2004	Michael Vick..... 10-5 Matt Schaub..... 0-1
1979	Steve Bartkowski 6-8 June Jones..... 0-2	2005	Michael Vick..... 8-7 Matt Schaub..... 0-1
1980	Steve Bartkowski 12-4	2006	Michael Vick..... 7-9
1981	Steve Bartkowski 7-9	2007	Joey Harrington..... 3-7 Chris Redman 1-3 Byron Leftwich 0-2
1982	Steve Bartkowski 5-4	2008	Matt Ryan 11-5
1983	Steve Bartkowski 6-8 Mike Moroski 1-1	2009	Matt Ryan 9-5 Chris Redman 0-2
1984	Steve Bartkowski 3-8 Mike Moroski 1-4	2010	Matt Ryan 13-3
1985	Steve Bartkowski 0-5 Dave Archer 4-7	2011	Matt Ryan 10-6
1986	Dave Archer 5-4-1 Turk Schonert..... 2-3	2012	Matt Ryan 13-3
1987	Dave Archer 0-1 Scott Campbell 2-7 Erik Kramer..... 1-2 Chris Miller..... 0-2	2013	Matt Ryan 4-12
1988	Chris Miller..... 5-8 Steve Dils 0-3	2014	Matt Ryan 6-10
1989	Chris Miller 3-12 Hugh Millen 0-1	2015	Matt Ryan 8-8
1990	Chris Miller 3-9 Scott Campbell 0-2 Hugh Millen 2-0	2016	Matt Ryan 11-5
1991	Chris Miller 9-5 Billy Joe Tolliver..... 1-1	2017	Matt Ryan 10-6
		2018	Matt Ryan 7-9
		2019	Matt Ryan 7-8 Matt Schaub..... 0-1
		2020	Matt Ryan 4-12
		2021	Matt Ryan 7-10
		2022	Marcus Mariota 5-8 Desmond Ridder..... 2-2

PRESEASON RESULTS

1966 [1-4]

Philadelphia at Atlanta (20,072).....	7-9
Atlanta at St. Louis (34,303).....	10-20
NY Giants at Atlanta (Nashville - 20,945).....	7-14
Cleveland at Atlanta (48,548).....	3-42
San Francisco vs. Atlanta (Columbia - 21,780).....	24-17

1967 [2-2-1]

Atlanta at NY Giants (Ithaca - 20,000).....	10-10
Atlanta at Miami (50,822).....	27-17
Cleveland at Atlanta (52,240).....	34-31
Atlanta vs. Minnesota (Cleveland - 84,236).....	3-16
Atlanta at New Orleans (67,486).....	14-27

1968 [1-4]

Atlanta vs. Washington (Tampa - 42,180).....	14-16
Atlanta vs. NY Giants (Nashville - 14,555).....	13-17
Atlanta vs. NY Jets (Birmingham - 27,406).....	12-27
NO at Atlanta (49,832).....	16-10
Atlanta at Miami (36,122).....	13-19

1969 [2-4]

Philadelphia vs. Atlanta (Portland - 21,625).....	13-7
Atlanta at Boston (24,084).....	34-16
Washington at Atlanta (56,990).....	7-24
Atlanta at New Orleans (69,898).....	17-21
Atlanta at Kansas City (37,273).....	10-14
Atlanta vs. G.B. (Canton - 17,411).....	24-38

1970 [4-1]

NY Jets vs. Atlanta (Winston-Salem - 19,700).....	33-7
Atlanta at Washington (35,186).....	13-21
Kansas City at Atlanta (56,990).....	22-17
Atlanta at Buffalo (30,869).....	10-7
Atlanta at Miami (50,259).....	20-17

1971 [3-2]

Atlanta at Kansas City (37,403).....	10-12
Denver vs. Atlanta (Memphis - 22,474).....	27-10
Buffalo at Atlanta (53,090).....	35-24
Atlanta at New England (48,631).....	45-35
Atlanta at San Diego (32,555).....	14-21

1972 [1-4]

Atlanta at San Diego (41,404).....	7-30
Pittsburgh at Atlanta (53,288).....	17-31
Atlanta at Miami (75,372).....	10-24

New York Jets at Atlanta (37,806).....	3-9
Atlanta at Cincinnati (55,804).....	44-14

1973 [2-3]

Atlanta vs. Baltimore (57,122).....	10-34
Atlanta vs. New England (56,238).....	10-27
Atlanta vs. Cleveland (Knoxville - 40,831).....	20-17
Atlanta vs. Cincinnati (55,863).....	31-20
Atlanta at Pittsburgh (50,350).....	0-19

1974 [4-2]

Atlanta at Philadelphia (15,379).....	23-7
Atlanta at Oakland (Berkeley - 34,319).....	16-28
Atlanta vs. Cincinnati (Grant Field 44,127).....	13-7
Atlanta at Houston (27,116).....	10-6
Atlanta vs. Baltimore (50,085).....	7-23
Atlanta at Denver (43,253).....	20-14

1975 [3-3]

Atlanta at Washington (18,444).....	16-14
Atlanta vs. Baltimore (Lincoln, Neb - 43,097).....	3-10
Atlanta vs. Oakland (39,878).....	22-7
Atlanta vs. N.Y. Jets (34,387).....	16-13
Atlanta vs. Buffalo (Tampa, Fla. - 41,212).....	14-16
Atlanta vs. Philadelphia (28,675).....	14-17

1976 [3-3]

Atlanta vs. Washington (38,808).....	10-17
Atlanta vs. Cleveland (Stillwater, Okla - 24,227).....	7-31
Atlanta at Tampa Bay (Jacksonville, Fla. - 11,342).....	3-17
Atlanta vs. New England (23,495).....	17-28
Atlanta vs. Baltimore (24,986).....	21-7
Atlanta at Green Bay (Milw - 54,989).....	26-7

1977 [3-3]

Atlanta at St. Louis (24,667).....	3-0
Atlanta vs. N.Y. Jets (28,954).....	2-17
Atlanta vs. Denver (21,239).....	2-10
Atlantavs. Tampa Bay (Orlando - 31,123).....	30-21
Atlanta at Kansas City (22,748).....	24-16
Atlanta at New England (41,346).....	10-29

1978 [2-2]

Atlanta at NY Jets (31,480).....	20-17
Atlanta at Pittsburgh (46,444).....	7-13
Atlanta vs. Philadelphia (51,306).....	7-24
Atlanta at Washington (29,487).....	10-7

PRESEASON RESULTS

1979 [0-4]

Atlanta vs. New England (53,228).....	14-37
Atlanta at St. Louis (39,705).....	17-42
Atlanta vs. Washington (52,478).....	6-16
Atlanta at Green Bay (55,416).....	35-45

1980 [1-3]

Atlanta at Seattle (59,555).....	10-14
Atlanta vs. Pittsburgh (55,695).....	14-17
Atlanta at San Diego (47,184).....	9-17
Atlanta vs. Baltimore (42,983).....	51-35

1981 [2-3]

Atlanta vs. Cleveland (Canton, Ohio - 23,921).....	10-24
Atlanta at Oakland (42,697).....	16-17
Atlanta vs. NY Jets (51,163).....	21-20
Atlanta at Minnesota (42,908).....	19-20
Atlanta vs. Tampa Bay (53,688).....	27-7

1982 [2-2]

Atlanta vs. Minnesota (49,831).....	20-17
Atlanta at Baltimore (Phoenix - 56,748).....	3-34
Atlanta vs. Philadelphia (51,175).....	24-21
Atlanta at Tampa Bay (62,933).....	0-34

1983 [2-2]

Atlanta vs. Washington (46,052).....	13-10
Atlanta at Denver (73,199).....	10-21
Atlanta at Tampa Bay (57,237).....	6-17
Atlanta vs. Baltimore (37,420).....	10-7

1984 [1-3]

Atlanta at Minnesota (51,693).....	6-37
Atlanta at New Orleans (58,502).....	21-31
Atlanta vs. Tampa Bay (29,610).....	52-21
Atlanta vs. Denver (30,988).....	13-24

1985 [2-2]

Atlanta vs. Washington (30,574).....	14-17
Atlanta at Tampa Bay (34,040).....	23-17
Atlanta at Green Bay (Milw - 49,703).....	24-28
Atlanta vs. Miami (32,768).....	19-17

1986 [2-2]

Atlanta vs. NY Giants (25,445).....	31-24
Atlanta at Tampa Bay (28,797).....	20-17

Atlanta vs. Cleveland (33,637).....	21-27
Atlanta at Washington (52,619).....	21-29

1987 [1-3]

Atlanta vs. Buffalo (31,166).....	19-14
Atlanta at Kansas City (39,164).....	10-13
Atlanta vs. Cleveland (35,960).....	3-23
Atlanta vs. New England (Jacksonville - 59,129).....	13-14

1988 [2-2]

Atlanta at New England (32,949).....	34-30
Atlanta vs. Kansas City (23,369).....	13-27
Atlanta vs. Tampa Bay (18,141).....	19-14
Atlanta at Washington (Birmingham - 51,400).....	17-34

1989 [1-3]

Atlanta at Philadelphia (40,145).....	17-23
Atlanta at Tampa Bay (28,330).....	0-27
Atlanta vs. New England (21,118).....	7-23
Atlanta at Buffalo (Jacksonville- 41,813).....	36-17

1990 [4-0]

Atlanta at Washington (Chapel Hill, N.C. - 52,036).....	31-27
Atlanta vs. Cincinnati (43,472).....	34-17
Atlanta at Green Bay (Milwaukee 51,069).....	17-14
Atlanta at New England (24,106).....	45-14

1991 [2-2]

Atlanta vs. L.A. Rams (Jacksonville 66,531).....	38-17
Atlanta at Houston (52,140).....	36-7
Atlanta vs. Tampa Bay (41,983).....	7-12
Atlanta at Dallas (53,689) OT.....	17-20

1992 [1-3]

Atlanta at Cleveland (59,566).....	0-7
Atlanta at Tampa Bay (37,000).....	28-40
Atlanta vs. Philadelphia (66,834).....	20-10
Atlanta vs. Buffalo (62,565).....	21-27

1993 [1-3]

Atlanta vs. Miami (51,798).....	27-28
Atlanta vs. Tampa Bay (49,108).....	20-10
Atlanta at Philadelphia (54,425).....	20-37
Atlanta at Buffalo (51,232).....	16-17

PRESEASON RESULTS

1994 [3-2]

Atlanta at S.D. (23,185)	21-17
<i>(HOF Game, Canton, Ohio)</i>	
Atlanta at Denver (72,231)	16-37
Atlanta vs. Buffalo (46,595)	27-7
Atlanta at Cleveland (51,602)	7-28
Atlanta vs. Philadelphia (40,780)	20-12

1995 [2-2]

Atlanta at Philadelphia (43,678)	17-25
Atlanta vs. Miami (42,579)	37-0
Atlanta vs. Cleveland (41,813)	19-10
Atlanta at Buffalo (41,765)	14-20

1996 [2-2]

Atlanta at Seattle (30,284)	17-19
Atlanta at Tampa Bay (32,855)	0-16
Atlanta vs. Oakland (30,553)	27-6
Atlanta vs. Arizona (29,306)	31-30

1997 [1-3]

Atlanta at Detroit (40,425)	17-20
Atlanta vs. Tampa Bay (34,219)	17-12
Atlanta vs. Washington (37,984)	31-35
Atlanta at Jacksonville (67,743)	17-26

1998 [2-2]

Atlanta vs. Detroit (47,653)	35-31
Atlanta vs. Baltimore (44,843)	6-19
Atlanta at Tennessee (65,729)	3-17
Atlanta at Cincinnati (39,651)	28-16

1999 [2-2]

Atlanta vs. Detroit (47,653)	35-31
Atlanta vs. Baltimore (44,843)	6-19
Atlanta at Tennessee (65,729)	3-17
Atlanta at Cincinnati (39,651)	28-16

2000 [4-1]

Atlanta at Indianapolis (47,985)	20-13
Atlanta at Dallas (42,178)	20-9
<i>(American Bowl, Tokyo Japan)</i>	
Atlanta vs. Cincinnati (38,346)	31-16
Atlanta vs. San Diego (38,384)	14-28
Atlanta at Jacksonville (55,946)	31-20

2001 [3-1]

Atlanta vs. Pittsburgh (44,275)	16-17
Atlanta at NY Jets (76,658)	20-10
Atlanta at Washington (67,211)	27-6
Atlanta vs. Tampa Bay (44,162)	36-7

2002 [4-0]

Atlanta vs. Jacksonville (43,264)	23-13
Atlanta vs. NY Giants (67,204)	36-24
Atlanta at Dallas (62,942)	21-19
Atlanta at Cincinnati (40,530)	27-14

2003 [0-4]

Atlanta vs. Green Bay (68,818)	21-27
Atlanta vs. Baltimore (68,237)	10-13
Atlanta at Miami (59,093)	21-30
Atlanta at Cleveland (69,618)	9-20

2004 [2-2]

Atlanta at Baltimore (69,299)	0-24
Atlanta vs. Minnesota (70,623)	27-24
Atlanta vs. Cincinnati (70,331)	37-10
Atlanta at Washington (72,892)	0-27

2005 [4-1]

Atlanta at Indianapolis (Tokyo, Japan, 45,203)	27-21
Atlanta vs. Baltimore (67,123)	16-3
Atlanta vs. Tennessee (69,327)	21-24
Atlanta at Jacksonville (60,596)	23-7
Atlanta at Miami (71,616)	20-17

2006 [2-2]

Atlanta vs. New England (69,283)	26-23
Atlanta at Green Bay (69,845)	10-38
Atlanta at Tennessee (69,143)	20-6
Atlanta vs. Jacksonville (70,616)	17-20

2007 [3-1]

Atlanta at NY Jets (75,767)	16-31
Atlanta at Buffalo (50,577)	13-10
Atlanta vs. Cincinnati (65,525)	24-19
Atlanta vs. Baltimore (71,377)	13-10

PRESEASON RESULTS

2008 [2-2]

Atlanta at Jacksonville (63,194)	17-20
Atlanta vs. Indianapolis (59,693)	9-16
Atlanta vs. Tennessee (47,318)	17-3
Atlanta at Baltimore (70,149)	10-9

2009 [2-2]

Atlanta at Detroit (34,785)	26-27
Atlanta at St. Louis (46,958)	20-13
Atlanta vs. San Diego (66,718)	27-24
Atlanta vs. Baltimore (66,610)	3-20

2010 [2-2]

Atlanta vs. Kansas City (65,726)	20-10
Atlanta vs. New England (66,783)	10-28
Atlanta at Miami (59,144)	16-6
Atlanta at Jacksonville (61,802)	9-13

2011 [0-4]

Atlanta vs. Miami (67,038)	23-28
Atlanta at Jacksonville (60,815)	13-15
Atlanta at Pittsburgh (56,754)	16-34
Atlanta vs. Baltimore (67,216)	7-21

2012 [1-3]

Atlanta vs. Baltimore (68,449)	17-31
Atlanta vs. Cincinnati (68,541)	19-24
Atlanta at Miami (41,550)	23-6
Atlanta at Jacksonville (62,362)	14-24

2013 [0-4]

Atlanta vs. Cincinnati (69,076)	10-34
Atlanta at Baltimore (70,527)	23-27
Atlanta at Tennessee (69,143)	16-27
Atlanta vs. Jacksonville (69,555)	16-20

2014 [2-2]

Atlanta vs. Miami (68,540)	16-10
Atlanta at Houston (71,644)	7-32
Atlanta vs. Tennessee (68,957)	17-24
Atlanta at Jacksonville (59,031)	24-14

2015 [2-2]

Atlanta vs. Tennessee (67,326)	31-24
Atlanta at NY Jets (78,160)	22-30
Atlanta at Miami (60,661)	9-13

Atlanta vs. Baltimore (67,393)	20-19
--	-------

2016 [3-1]

Atlanta vs. Washington (65,340)	23-17
Atlanta at Cleveland (58,327)	24-13
Atlanta at Miami (Orlando) (45,974)	6-17
Atlanta vs. Jacksonville (67,385)	17-15

2017 [0-4]

Atlanta at Miami (64,271)	20-23
Atlanta at Pittsburgh (48,809)	13-17
Atlanta vs. Arizona (70,237)	14-24
Atlanta vs. Jacksonville (69,472)	7-13

2018 [0-4]

Atlanta at New York Jets	0-17
Atlanta vs. Kansas City	14-28
Atlanta at Jacksonville Jaguars	6-17
Atlanta vs. Miami Dolphins	7-34

2019 [1-4]

Atlanta vs. Denver Broncos (HOF Game)	L 14-10
Atlanta at Miami Dolphins	L 34-27
Atlanta vs. New York Jets	L 22-10
Atlanta vs. Washington Redskins	L 19-7
Atlanta at Jacksonville Jaguars	W 31-12

2020 [CANCELED]

Atlanta vs. Miami Dolphins	N/A
Atlanta at Buffalo Bills	N/A
Atlanta vs. Cincinnati Bengals	N/A
Atlanta at Jacksonville Jaguars	N/A

2021 [0-3]

Atlanta vs. Tennessee Titans	L 23-3
Atlanta at Miami Dolphins	L 37-17
Atlanta vs. Cleveland Browns	L 19-10

2022 [2-1]

Atlanta at Detroit Lions	W, 27-23
Atlanta at New York Jets	L, 24-16
Atlanta vs. Jacksonville Jaguars	W, 28-12

ALL-TIME RESULTS

ATLANTA VS. ARIZONA

Cardinals Lead, 16-16; Cardinals lead postseason, 1-0

REGULAR SEASON POINTS: Cardinals 755, Falcons 688

Postseason Points: Cardinals 30, Falcons 24

1966	Falcons	16-10 (A)
1968	Cardinals	17-12 (StL)
1971	Cardinals	26-9 (A)
1973	Cardinals	32-10 (A)
1975	Cardinals	23-20 (StL)
1978	Cardinals	42-21 (StL)
1980	Falcons	33-27 (StL) (OT)
1981	Falcons	41-20 (A)
1982	Cardinals	23-20 (A)
1986	Falcons	33-13 (A)
1987	Cardinals	34-21 (A)
1989	Cardinals	34-20 (Phx)
1990	Cardinals	24-13 (A)
1991	Cardinals	16-10 (Phx)
1992	Falcons	20-17 (A)
1993	Cardinals	27-10 (A)
1994	Falcons	10-6 (A)
1995	Cardinals	40-37 (Phx) (OT)
1997	Cardinals	29-26 (Phx)
1999	Falcons	37-14 (A)
2001	Falcons	34-14 (Phx)
2004	Falcons	6-3 (A)
2006	Falcons	32-10 (A)
2007	Cardinals	30-27 (Arz) (OT)
2008 *	Cardinals	30-24 (Arz)
2010	Falcons	41-7 (A)
2012	Falcons	23-19 (A)
2013	Cardinals	27-13 (Arz)
2014	Falcons	29-18 (A)
2016	Falcons	38-19 (A)
2018	Falcons	40-14 (A)
2019	Cardinals	34 -33 (Arz)
2022	Falcons	20-19 (Atl)

ATLANTA VS. BALTIMORE

Baltimore lead series, 5-2

TOTAL POINTS: Ravens 153, Falcons 101

1999	Ravens	19-13 (A)(OT)
2002	Falcons	20-17 (A)
2006	Ravens	24-10 (B)
2010	Falcons	26-21 (A)
2014	Ravens	29-7 (B)
2018	Ravens	26-16 (A)
2022	Ravens	17-9 (B)

ATLANTA VS. BUFFALO

Falcons lead series, 7-6

REGULAR SEASON POINTS: Bills 272, Falcons 282

1973	Bills	17-6 (A)
1977	Bills	3-0 (B)
1980	Falcons	30-14 (B)
1983	Falcons	31-14 (A)
1989	Falcons	30-28 (A)
1992	Bills	41-14 (B)
1995	Bills	23-17 (B)
2001	Falcons	33-30 (A)
2005	Falcons	24-21 (B)
2009	Falcons	31-3 (A)
2013	Falcons	34-31 (Tor) (OT)
2017	Bills	23-17 (A)
2021	Bills	29-15 (B)

ATLANTA VS. CAROLINA

Falcons lead series, 35-21

REGULAR SEASON POINTS: Falcons 1,232, Panthers 1,105

1995	Falcons	23-20 (A)(OT)
	Panthers	21-17 (C)
1996	Panthers	29-6 (C)
	Falcons	20-17 (A)
1997	Panthers	9-6 (A)
	Panthers	21-12 (C)
1998	Falcons	19-14 (C)
	Falcons	51-23 (A)
1999	Falcons	27-20 (A)
	Panthers	34-28 (C)
2000	Falcons	15-10 (C)
	Falcons	13-12 (A)
2001	Falcons	24-16 (A)
	Falcons	10-7 (C)
2002	Falcons	30-0 (A)
	Falcons	41-0 (C)
2003	Panthers	23-3 (C)
	Falcons	20-14 (A) (OT)
2004	Falcons	27-10 (C)
	Falcons	34-31 (A) (OT)
2005	Panthers	24-6 (C)
	Panthers	44-11 (A)
2006	Falcons	20-6 (C)
	Panthers	10-3 (A)
2007	Panthers	27-20 (A)
	Falcons	20-13 (C)
2008	Panthers	24-9 (C)
	Falcons	45-28 (A)
2009	Falcons	28-20 (A)
	Panthers	28-19 (C)
2010	Falcons	31-10 (C)
	Falcons	31-10 (A)

ALL-TIME RESULTS

2011	Falcons	31-17 (A)
	Falcons	31-23 (C)
2012	Falcons	30-28 (A)
	Panthers	30-20 (C)
2013	Panthers	34-10 (C)
	Panthers	21-20 (A)
2014	Falcons	19-17 (C)
	Panthers	34-3 (A)
2015	Panthers	38-0 (C)
	Falcons	20-13 (A)
2016	Falcons	48-33 (A)
	Falcons	33-16 (C)
2017	Panthers	20-17 (C)
	Falcons	22-10 (A)
2018	Falcons	31-24 (A)
	Falcons	24-10 (C)
2019	Falcons	29-3 (C)
	Falcons	40-20 (A)
2020	Panthers	23-16 (A)
	Falcons	25-17 (C)
2021	Panthers	19-13 (A)
	Falcons	29-21 (C)
2022	Falcons	37-34 OT (A)
	Panthers	25-15 (C)

2017	Falcons	23-17 (C)
2020	Bears	30-26 (A)
2022	Falcons	27-24 (A)

ATLANTA VS. CINCINNATI

Bengals lead series, 10-5

REGULAR SEASON POINTS: Bengals 382, Falcons 329

1971	Falcons	9-6 (C)
1975	Bengals	21-14 (A)
1978	Bengals	37-7 (C)
1981	Bengals	30-28 (A)
1984	Bengals	35-14 (C)
1987	Bengals	16-10 (A)
1990	Falcons	38-17 (A)
1993	Bengals	21-17 (C)
1996	Bengals	41-31 (C)
2002	Falcons	30-3 (A)
2006	Falcons	29-27 (C)
2010	Falcons	39-32 (A)
2014	Bengals	24-10 (C)
2018	Bengals	37-36 (A)
2022	Bengals	35-17 (C)

ATLANTA VS. CHICAGO

Bears lead series, 15-14

REGULAR SEASON POINTS: Bears 569, Falcons 523

1966	Bears	23-6 (C)
1967	Bears	23-14 (A)
1968	Falcons	16-13 (C)
1969	Falcons	48-31 (A)
1970	Bears	23-14 (A)
1972	Falcons	37-21 (C)
1973	Falcons	46-6 (A)
1974	Falcons	13-10 (A)
1976	Falcons	10-0 (C)
1977	Falcons	16-10 (C)
1978	Bears	13-7 (C)
1980	Falcons	28-17 (A)
1983	Falcons	20-17 (C)
1985	Bears	36-0 (C)
1986	Bears	13-10 (A)
1990	Bears	30-24 (C)
1992	Bears	41-31 (C)
1993	Bears	6-0 (C)
1998	Falcons	20-13 (A)
2001	Bears	31-3 (A)
2002	Bears	14-13 (A)
2005	Bears	16-3 (C)
2008	Falcons	22-20 (A)
2009	Falcons	21-14 (A)
2011	Bears	30-12 (C)
2014	Bears	27-13 (A)

ATLANTA VS. CLEVELAND

Browns lead series, 12-4

REGULAR SEASON POINTS: Browns 378, Falcons 254

1966	Browns	49-17 (A)
1968	Browns	30-7 (C)
1971	Falcons	31-14 (C)
1976	Browns	20-17 (A)
1978	Browns	24-16 (A)
1981	Browns	28-17 (C)
1984	Browns	23-7 (A)
1987	Browns	38-3 (C)
1990	Browns	13-10 (C)
1993	Falcons	17-14 (A)
2002	Browns	24-16 (C)
2006	Browns	17-13 (A)
2010	Falcons	20-10 (C)
2014	Browns	26-24 (A)
2018	Browns	28-16 (C)
2022	Falcons	23-20 (A)

ATLANTA VS. DALLAS

Cowboys lead series, 17-11; Cowboys lead postseason, 2-0

REGULAR SEASON POINTS: Cowboys 702, Falcons 557

Postseason Points: Cowboys 57, Falcons 47

1966	Cowboys	47-14 (A)
1967	Cowboys	37-7 (D)

ALL-TIME RESULTS

1969	Cowboys	24-17 (A)
1970	Cowboys	13-0 (D)
1974	Cowboys	24-0 (A)
1976	Falcons	17-10 (A)
1978 *	Cowboys	27-20 (D)
1980 *	Cowboys	30-27 (A)
1985	Cowboys	24-10 (D)
1986	Falcons	37-35 (D)
1987	Falcons	21-10 (D)
1988	Cowboys	26-20 (D)
1989	Falcons	27-21 (A)
1990	Falcons	26-7 (A)
1991	Cowboys	31-27 (D)
1992	Cowboys	41-17 (A)
1993	Falcons	27-14 (A)
1995	Cowboys	28-13 (A)
1996	Cowboys	32-28 (D)
1999	Cowboys	24-7 (D)
2001	Falcons	20-13 (A)
2003	Falcons	27-13 (D)
2006	Cowboys	38-28 (A)
2009	Cowboys	37-21 (D)
2012	Falcons	19-13 (A)
2015	Falcons	39-28 (D)
2017	Falcons	27-7 (A)
2018	Cowboys	22-19 (A)
2020	Cowboys	40-39 (D)
2021	Cowboys	43-3 (D)

ATLANTA VS. DETROIT

Lions lead series 25-14

REGULAR SEASON POINTS: Lions 868, Falcons 816

1966	Lions	28-10 (D)
1967	Lions	24-3 (D)
1968	Lions	24-7 (A)
1969	Lions	27-21 (D)
1971	Lions	41-38 (D)
1972	Lions	26-23 (A)
1973	Lions	31-6 (D)
1975	Lions	17-14 (A)
1976	Lions	24-10 (D)
1977	Falcons	17-6 (A)
1978	Falcons	14-0 (A)
1979	Lions	24-23 (D)
1980	Falcons	43-28 (A)
1983	Falcons	30-14 (D)
1984	Lions	27-24 (A) (OT)
1985	Lions	28-27 (A)
1986	Falcons	20-6 (D)
1987	Lions	30-13 (A)
1988	Lions	31-17 (D)
1989	Lions	31-24 (A)
1990	Lions	21-14 (D)
1993	Lions	30-13 (D)
1994	Lions	31-28 (D) (OT)
1995	Falcons	34-22 (A)
1996	Lions	28-24 (D)
1997	Lions	28-17 (D)
1998	Falcons	24-17 (D)
2000	Lions	13-10 (D)
2002	Falcons	36-15 (A)
2004	Lions	17-10 (A)
2005	Falcons	27-7 (D)
2006	Lions	30-14 (D)
2008	Falcons	34-21 (A)
2011	Falcons	23-16 (D)
2012	Falcons	31-18 (D)
2014	Lions	22-21 (London)
2017	Falcons	30-26 (D)
2019	Lions	23-22 (A)
2021	Falcons	20-16 (A)

ATLANTA VS. DENVER

Broncos lead series, 8-7; Broncos lead postseason, 1-0

REGULAR SEASON POINTS: Broncos 405, Atlanta 369

Postseason Points: Broncos 34, Atlanta 19

1970	Broncos	24-10 (D)
1972	Falcons	23-20 (A)
1975	Falcons	35-21 (A)
1979	Broncos	20-17 (A) (OT)
1982	Falcons	34-27 (D)
1985	Broncos	44-28 (A)
1988	Broncos	30-14 (D)
1994	Broncos	32-28 (D)
1997	Broncos	29-21 (A)
1998 *	Broncos	34-19 (Mia)
2000	Broncos	42-14 (D)
2004	Falcons	41-28 (A)
2008	Broncos	24-20 (A)
2012	Falcons	27-21 (A)
2016	Falcons	23-16 (D)
2020	Falcons	34-27 (A)

* Super Bowl XXXIII

ATLANTA VS. GREEN BAY

Green Bay leads series, 17-14; Postseason series tied, 2-2

REGULAR SEASON POINTS: Packers 779, Falcons 656

Postseason Points: Packers 113, Falcons 112

1966	Packers	56-3 (Mil)
1967	Packers	23-0 (Mil)
1968	Packers	38-7 (A)

ALL-TIME RESULTS

1969	Packers	28-10 (GB)
1970	Packers	27-24 (GB)
1971	Falcons	28-21 (A)
1972	Falcons	10-9 (Mil)
1974	Falcons	10-3 (A)
1975	Packers	22-13 (GB)
1976	Packers	24-20 (A)
1979	Falcons	25-7 (A)
1981	Falcons	31-17 (GB)
1982	Packers	38-7 (A)
1983	Falcons	47-41 (A-OT)
1988	Falcons	20-0 (A)
1989	Packers	23-21 (Mil)
1991	Falcons	35-31 (A)
1992	Falcons	24-10 (A)
1994	Packers	21-17 (Mil)
1995 *	Packers	37-20 (GB)
2001	Falcons	23-20 (GB)
2002	Packers	37-34 (GB-OT)
2002 *	Falcons	27-7 (GB)
2005	Packers	33-25 (A)
2008	Falcons	27-24 (GB)
2010	Falcons	20-17 (A)
	Packers ^	48-21 (A)
2011	Packers	25-14 (A)
2013	Packers	22-21 (GB)
2014	Packers	43-37 (GB)
2016	Falcons	33-32 (A)
2016	Falcons **	44-21 (A)
2017	Falcons	34-23 (A)
2018	Packers	34-20 (GB)
2020	Packers	30-16 (GB)

* NFC Wild Card | ^ NFC Divisional Round | ** NFC Championship

ATLANTA VS. HOUSTON

Houston leads series, 3-2

REGULAR SEASON POINTS: Falcons 129, Texans 124

2003	Texans	17-13 (H)
2007	Falcons	26-16 (A)
2011	Texans	17-10 (H)
2015	Falcons	48-21 (A)
2019	Texans	53-32 (H)

ATLANTA VS. INDIANAPOLIS*

Colts lead series, 15-2

REGULAR SEASON POINTS: Colts 459, Falcons 275

1966	Colts	19-7 (A)
1967	Colts	38-31 (B)
	Colts	49-7 (A)
1968	Colts	28-20 (A)
	Colts	44-0 (B)

1969	Colts	21-14 (A)
	Colts	13-6 (B)
1974	Colts	17-7 (A)
1986	Colts	28-23 (A)
1989	Colts	13-9 (I)
1998	Falcons	28-21 (A)
2001	Colts	41-27 (I)
2003	Colts	38-7 (I)
2007	Colts	31-13 (A)
2011	Falcons	31-7 (I)
2015	Colts	24-21 (A)
2019	Colts	27-24 (I)

* Franchise in Baltimore prior to 1984.

ATLANTA VS. JACKSONVILLE

Atlanta Leads series, 5-3

REGULAR SEASON POINTS: Falcons 161, Jaguars 133

1996	Jaguars	19-17 (J)
1999	Jaguars	30-7 (A)
2003	Falcons	21-14 (A)
2007	Jaguars	13-7 (J)
2011	Falcons	41-14 (A)
2015	Falcons	23-17 (J)
2019	Falcons	24-12 (A)
2021	Falcons	21-14 (J)

ATLANTA VS. KANSAS CITY

Chiefs lead series, 7-3

REGULAR SEASON POINTS: Chiefs 252, Falcons 196

1972	Chiefs	17-14 (A)
1985	Chiefs	38-10 (KC)
1991	Chiefs	14-3 (KC)
1994	Chiefs	30-10 (A)
2000	Falcons	29-13 (A)
2004	Chiefs	56-10 (KC)
2008	Falcons	38-14 (A)
2012	Falcons	40-24 (KC)
2016	Chiefs	29-28 (A)
2020	Chiefs	17-14 (KC)

ATLANTA VS. LAS VEGAS RAIDERS*

Falcons lead series, 8-7

REGULAR SEASON Points: Falcons 370, Raiders 366

1971	Falcons	24-13 (A)
1975	Raiders	37-34 (O) (OT)
1979	Raiders	50-19 (O)
1982	Raiders	38-14 (A)
1985	Raiders	34-24 (A)
1988	Falcons	12-6 (LA)

ALL-TIME RESULTS

1991	Falcons	21-17 (A)
1994	Raiders	30-17 (LA)
1997	Raiders	36-31 (A)
2000	Raiders	41-14 (O)
2004	Falcons	35-10 (A)
2008	Falcons	24-0 (O)
2012	Falcons	23-20 (A)
2016	Falcons	35-28 (O)
2020	Falcons	43-6 (A)

* Franchise in LA from 1983-1994

* Franchise in Oakland from 1995-2019

* Franchise in Las Vegas 2020-present

ATLANTA VS. LOS ANGELES CHARGERS

Falcons lead series, 8-4

REGULAR SEASON Points: Falcons 247, Chargers 170

1973	Falcons	41-0 (SD)
1979	Falcons	28-26 (SD)
1988	Chargers	10-7 (A)
1991	Falcons	13-10 (SD)
1994	Falcons	10-9 (A)
1997	Falcons	14-3 (SD)
2000	Falcons	21-20 (A)
2008	Falcons	22-16 (SD)
2012	Falcons	27-3 (SD)
2016	Chargers	33-30 (A)
2020	Chargers	20-17 (LA)
2022	Chargers	20-17 (A)

ATLANTA VS. LOS ANGELES RAMS*

Rams lead series, 49-28-2; Falcons lead postseason, 2-0

REGULAR SEASON POINTS: Rams 1,878, Falcons 1,358

Postseason Points: Falcons 73, Rams 30

1966	Rams	19-14 (A)
1967	Rams	31-3 (A)
	Rams	20-3 (LA)
1968	Rams	27-14 (LA)
	Rams	17-10 (A)
1969	Rams	17-7 (LA)
	Rams	38-6 (A)
1970	Tie	10-10 (LA)
	Rams	17-7 (A)
1971	Tie	20-20 (LA)
	Rams	24-16 (A)
1972	Falcons	31-3 (A)
	Rams	20-7 (LA)
1973	Rams	31-0 (LA)
	Falcons	15-13 (A)
1974	Rams	21-0 (LA)
	Rams	30-7 (A)
1975	Rams	22-7 (LA)
	Rams	16-7 (A)

1976	Rams	30-14 (A)
	Rams	59-0 (LA)
1977	Falcons	17-6 (A)
	Rams	23-7 (LA)
1978	Rams	10-0 (LA)
	Falcons	15-7 (A)
1979	Rams	20-14 (LA)
	Rams	34-13 (A)
1980	Falcons	13-10 (A)
	Rams	20-17 (LA)(OT)
1981	Rams	37-35 (A)
	Rams	21-16 (LA)
1982	Falcons	34-17 (A)
1983	Rams	27-21 (LA)
	Rams	36-13 (A)
1984	Falcons	30-28 (LA)
	Rams	24-10 (A)
1985	Rams	17-6 (LA)
	Falcons	30-14 (A)
1986	Falcons	26-14 (A)
	Rams	14-7 (LA)
1987	Falcons	24-20 (A)
	Rams	33-0 (LA)
1988	Rams	33-0 (A)
	Rams	22-7 (LA)
1989	Rams	31-21 (A)
	Rams	26-14 (LA)
1990	Rams	44-24 (LA)
	Falcons	20-13 (A)
1991	Falcons	31-14 (A)
	Falcons	31-14 (LA)
1992	Falcons	30-28 (A)
	Rams	38-27 (LA)
1993	Falcons	30-24 (A)
	Falcons	13-0 (LA)
1994	Falcons	31-13 (A)
	Falcons	8-5 (LA)
1995	Rams	21-19 (StL)
	Falcons	31-6 (A)
1996	Rams	59-16 (StL)
	Rams	34-27 (A)
1997	Falcons	34-31 (A)
	Falcons	27-21 (StL)
1998	Falcons	37-15 (A)
	Falcons	21-10 (StL)
1999	Rams	35-7 (StL)
	Rams	41-13 (A)
2000	Rams	41-20 (A)
	Rams	45-29 (StL)
2001	Rams	35-6 (A)
	Rams	31-13 (StL)
2003	Rams	36-0 (StL)
2004	Falcons	34-17 (A)
2005 ^A	Falcons	47-17 (A)
2007	Rams	28-16 (StL)
2008	Falcons	31-27 (A)
2010	Falcons	34-17 (StL)
2013	Falcons	31-24 (A)

ALL-TIME RESULTS

2016	Falcons	42-14 (LA)
2017 *	Falcons	26-13 (LA)
2019	Rams	37-10 (A)
2022	Rams	31-27 (LA)

-Rams in LA prior to 1995; in STL prior to 2016

* NFC Wildcard | ^ NFC Divisional Playoff

ATLANTA VS. MIAMI

Dolphins lead series, 9-5

REGULAR SEASON POINTS: Dolphins 298, Falcons 270

1970	Dolphins	20-7 (A)
1974	Dolphins	42-7 (M)
1980	Dolphins	20-17 (A)
1983	Dolphins	31-24 (M)
1986	Falcons	20-14 (M)
1992	Dolphins	21-17 (M)
1995	Dolphins	21-20 (M)
1998	Falcons	38-16 (A)
2001	Dolphins	21-14 (M)
2005	Falcons	17-10 (M)
2009	Falcons	19-7 (A)
2013	Dolphins	27-23 (M)
2017	Dolphins	20-17 (A)
2021	Falcons	30-28 (M)

ATLANTA VS. MINNESOTA

Vikings lead series, 19-11; Postseason tied, 1-1

REGULAR SEASON POINTS: Vikings 708, Falcons 513

Postseason Points: Vikings 57, Falcons 54

1966	Falcons	20-13 (M)
1967	Falcons	21-20 (A)
1968	Vikings	47-7 (M)
1969	Falcons	10-3 (A)
1970	Vikings	37-7 (A)
1971	Vikings	24-7 (M)
1973	Falcons	20-14 (A)
1974	Vikings	23-10 (M)
1975	Vikings	38-0 (M)
1977	Vikings	14-7 (A)
1980	Vikings	24-23 (M)
1981	Falcons	31-30 (A)
1982 *	Vikings	30-24 (M)
1984	Vikings	27-20 (M)
1985	Falcons	14-13 (A)
1987	Vikings	24-13(M)
1989	Vikings	43-17 (M)
1991	Vikings	20-19 (A)
1996	Vikings	23-17 (A)
1998 **	Falcons	30-27 (M)(OT)
1999	Vikings	17-14 (A)
2002	Falcons	30-24 (M) (OT)

2003	Vikings	39-26 (A)
2005	Falcons	30-10 (A)
2007	Vikings	24-3 (M)
2008	Falcons	24-17 (M)
2011	Falcons	24-14 (A)
2014	Vikings	41-28 (M)
2015	Vikings	20-10 (A)
2017	Vikings	14-9 (A)
2019	Vikings	28-12 (M)
2020	Falcons	40-23 (M)

* NFC Playoffs | ** NFC Championship

ATLANTA VS. NEW ENGLAND

PATRIOTS leads series, 9-6; PATRIOTS lead postseason, 1-0

REGULAR SEASON POINTS: Falcons 307, Patriots 297

Postseason Points: Patriots 34, Falcons 28

1972	Patriots	21-20 (NE)
1977	Patriots	16-10 (A)
1980	Falcons	37-21 (NE)
1983	Falcons	24-13 (A)
1986	Patriots	25-17 (NE)
1989	Falcons	16-15 (A)
1992	Falcons	34-0 (A)
1995	Falcons	30-17 (A)
1998	Falcons	41-10 (NE)
2001	Patriots	24-10 (A)
2005	Patriots	31-28 (A)
2009	Patriots	26-10 (NE)
2013	Patriots	30-23 (A)
2016 *	Patriots	34-28 (Hou) (OT)
2017	Patriots	23-7 (NE)
2021	Patriots	25-0 (A)

* Super Bowl LI

ATLANTA VS. NEW ORLEANS

Saints lead series, 54-53; Falcons lead postseason, 1-0

REGULAR SEASON POINTS: Falcons 2,360, Saints 2,282

Postseason Points: Falcons 27, Saints 20

1967	Saints	27-24 (NO)
1969	Falcons	45-17 (A)
1970	Falcons	14-3 (NO)
	Falcons	32-14 (A)
1971	Falcons	28-6 (A)
	Falcons	24-20 (NO)
1972	Falcons	21-14 (NO)
	Falcons	36-20 (A)
1973	Falcons	62-7 (NO)
	Falcons	14-10 (A)
1974	Saints	14-13 (NO)
	Saints	13-3 (A)
1975	Falcons	14-7 (A)

ALL-TIME RESULTS

	Saints	23-7 (NO)	2004	Falcons	24-21 (A)
1976	Saints	30-0 (NO)		Saints	26-13 (NO)
	Falcons	23-20 (A)	2005	Falcons	34-31 (NO)
1977	Saints	21-20 (NO)		Falcons	36-17 (A)
	Falcons	35-7 (A)	2006	Saints	23-3 (NO)
1978	Falcons	20-17 (NO)		Saints	31-13 (A)
	Falcons	20-17 (A)	2007	Saints	22-16 (NO)
1979	Falcons	40-34 (NO)(OT)		Saints	34-14 (A)
	Saints	37-6 (A)	2008	Falcons	34-20 (A)
1980	Falcons	41-14 (NO)		Saints	29-25 (NO)
	Falcons	31-13 (A)	2009	Saints	35-27 (NO)
1981	Falcons	27-0 (A)		Saints	26-23 (A)
	Falcons	41-10 (NO)	2010	Falcons	27-24 (NO) (OT)
1982	Falcons	35-0 (A)		Saints	17-14 (A)
	Saints	35-6 (NO)	2011	Saints	26-23 (A) (OT)
1983	Saints	19-17 (A)		Saints	45-16 (NO)
	Saints	27-10 (NO)	2012	Saints	31-27 (NO)
1984	Falcons	36-28 (NO)		Falcons	23-13 (A)
	Saints	17-13 (A)	2013	Saints	23-17 (NO)
1985	Falcons	31-24 (A)		Saints	17-13 (A)
	Falcons	16-10 (NO)	2014	Falcons	37-34 (A)
1986	Falcons	31-10 (NO)		Falcons	30-14(NO)
	Saints	14-9 (A)	2015	Saints	31-21 (NO)
1987	Saints	38-0 (A)		Saints	20-17(A)
1988	Saints	29-21 (A)	2016	Falcons	45-32 (NO)
	Saints	10-9 (NO)		Falcons	38-32(A)
1989	Saints	20-13 (NO)	2017	Falcons	20-17 (A)
	Saints	26-17 (A)		Saints	23-13 (NO)
1990	Falcons	28-27 (A)	2018	Saints	43-37 (A)
	Saints	10-7 (NO)		Saints	31-17 (NO)
1991	Saints	27-6 (A)	2019	Falcons	26-9 (NO)
	Falcons	23-20 (NO)(OT)		Saints	26-18 (A)
	Falcons *	27-20 (NO)	2020	Saints	24-9 (NO)
1992	Saints	10-7 (A)		Saints	21-16 (A)
	Saints	22-14 (NO)	2021	Falcons	27-25 (NO)
1993	Saints	34-31 (A)		Saints	30-20 (A)
	Falcons	26-15 (NO)	2022	Saints	27-26 (A)
1994	Saints	33-32 (NO)		Saints	21-18 (NO)
	Saints	29-20 (A)			
1995	Falcons	27-24 (NO) (OT)			
	Falcons	19-14 (A)			
1996	Falcons	17-15 (A)			
	Falcons	31-15 (NO)			
1997	Falcons	23-17 (NO)			
	Falcons	20-3 (A)			
1998	Falcons	31-23 (A)			
	Falcons	27-17 (NO)			
1999	Falcons	20-17 (NO)			
	Falcons	35-12 (A)			
2000	Saints	21-19 (A)			
	Saints	23-7 (NO)			
2001	Falcons	20-13 (NO)			
	Saints	28-10 (A)			
2002	Falcons	37-35 (NO)			
	Falcons	24-17 (A)			
2003	Saints	45-17 (A)			
	Saints	23-20 (NO) (OT)			

* NFC Wild Card

ATLANTA VS. N.Y. GIANTS

Falcons lead, 14-11; Giants lead postseason, 1-0

REGULAR SEASON Points: Falcons, 472, Giants 447

Postseason Points: Giants 24, Falcons 2

1966	Falcons	27-16 (NY)
1968	Falcons	24-21 (A)
1971	Giants	21-17 (A)
1974	Falcons	14-7 (New Haven)
1977	Falcons	17-3 (A)
1978	Falcons	23-20 (A)
1979	Giants	24-3 (NY)
1981	Giants	27-24 (A) (OT)
1982	Falcons	16-14 (NY)

ALL-TIME RESULTS

1983	Giants	16-13 (A) (OT)
1984	Giants	19-7 (A)
1988	Giants	23-16 (A)
1998	Falcons	34-20 (NY)
2000	Giants	13-6 (A)
2002	Falcons	17-10 (NY)
2003	Falcons	27-7 (NY)
2004	Falcons	14-10 (NY)
2006	Giants	27-14 (A)
2007	Giants	31-10 (A)
2009	Giants	34-31 OT (NY)
2011 ^	Giants	24-2 (NY)
2012	Falcons	34-0 (A)
2014	Giants	30-20 (NY)
2015	Falcons	24-20 (NY)
2018	Falcons	23-20 (A)
2021	Falcons	17-14 (NY)

^ *NFC Wildcard Playoff Game*

ATLANTA VS. N.Y. JETS

Falcons lead series, 8-5

REGULAR SEASON Points: Jets 249, Falcons 236

1973	Falcons	28-20 (NY)
1980	Jets	14-7 (A)
1983	Falcons	27-21 (NY)
1986	Jets	28-14 (A)
1989	Jets	27-7 (NY)
1992	Falcons	20-17 (A)
1995	Falcons	13-3 (A)
1998	Jets	28-3 (NY)
2005	Falcons	27-14 (A)
2009	Falcons	10-7 (NY)
2013	Jets	30-28 (A)
2017	Falcons	25-20 (NY)
2021	Falcons	27-20 (LDN)

ATLANTA VS. PHILADELPHIA

Eagles lead series, 18-14-1; Eagles lead postseason, 3-1

REGULAR SEASON Points: Eagles 722, Falcons 604

Postseason Points: Eagles 75, Falcons 40

1966	Eagles	23-10 (P)
1967	Eagles	38-7 (A)
1969	Falcons	27-3 (P)
1970	Tie	13-13 (P)
1973	Falcons	44-27 (P)
1976	Eagles	14-13 (A)
1978 *	Falcons	14-13 (A)
1979	Falcons	14-10 (P)
1980	Falcons	20-17 (P)
1981	Eagles	16-13 (P)
1983	Eagles	28-24 (A)
1984	Falcons	26-10 (A)
1985	Eagles	23-17 (P)(OT)

1986	Eagles	16-0 (A)
1988	Falcons	27-24 (P)
1990	Eagles	24-23 (A)
1994	Falcons	28-21 (A)
1996	Eagles	33-18 (A)
1997	Falcons	20-17 (A)
1998	Falcons	17-12 (A)
2000	Eagles	38-10 (P)
2002 #	Eagles	20-6 (P)
2003	Eagles	23-16 (A)
2005 ^	Eagles	27-10 (P)
2005	Falcons	14-10 (A)
2006	Eagles	24-17 (P)
2008	Eagles	27-14 (P)
2009	Eagles	34-7 (A)
2010	Eagles	31-17 (P)
2011	Falcons	35-31 (A)
2012	Falcons	30-17 (A)
2015	Falcons	26-24 (A)
2016	Eagles	24-15 (P)
2016 #	Eagles	15-10 (P)
2018	Eagles	18-12 (P)
2019	Falcons	24-20 (P)
2021	Eagles	32-6 (A)

* *NFC Wild Card* | # *NFC Divisional Playoff* | ^ *NFC Championship Game*

ATLANTA VS. PITTSBURGH

Steelers lead series, 15-2-1

REGULAR SEASON Points: Steelers 539, Falcons 336

1966	Steelers	57-33 (A)
1968	Steelers	41-21 (A)
1970	Falcons	27-16 (A)
1974	Steelers	24-17 (P)
1978	Steelers	31-7 (P)
1981	Steelers	34-20 (A)
1984	Steelers	35-10 (P)
1987	Steelers	28-12 (A)
1990	Steelers	21-9 (P)
1993	Steelers	45-17 (A)
1996	Steelers	20-17 (A)
1999	Steelers	13-9 (P)
2002	Tie	34-34 (P)
2006	Falcons	41-38 (A)
2010	Steelers	15-9 (P) (OT)
2014	Steelers	27-20 (A)
2018	Steelers	41-17 (P)
2022	Steelers	19-16 (A)

ATLANTA VS. SAN FRANCISCO

49ers lead series, 47-32-1; Postseason series tied, 1-1

REGULAR SEASON POINTS: 49ers 1,901, Falcons 1,428

1966	49ers	44-7 (A)
1967	49ers	38-7 (SF)

ALL-TIME RESULTS

	49ers.....	34-28 (A)	1997	49ers.....	34-7 (SF)
1968	49ers.....	28-13 (SF)		49ers.....	35-28 (A)
	49ers.....	14-12 (A)	1998	49ers.....	31-20 (SF)
1969	Falcons.....	24-12 (A)		Falcons.....	31-19 (A)
	Falcons.....	21-7 (SF)		Falcons *	20-18 (A)
1970	Falcons.....	21-20 (A)	1999	49ers.....	26-7 (SF)
	49ers.....	24-20 (SF)		Falcons.....	34-29 (A)
1971	Falcons.....	20-17 (A)	2000	Falcons.....	36-28 (A)
	49ers.....	24-3 (SF)		49ers.....	16-6 (SF)
1972	49ers.....	49-14 (A)	2001	49ers.....	16-13 (SF) (OT)
	49ers.....	20-0 (SF)		49ers.....	37-31 (A) (OT)
1973	49ers.....	13-9 (A)	2004	Falcons.....	21-19 (SF)
	Falcons.....	17-3 (SF)	2007	Falcons.....	20-16 (A)
1974	49ers.....	16-10 (A)	2009	Falcons.....	45-10 (SF)
	49ers.....	27-0 (SF)	2010	Falcons.....	16-14 (A)
1975	Falcons.....	17-3 (SF)	2012 **	49ers.....	28-24 (A)
	Falcons.....	31-9 (A)	2013	49ers.....	34-24 (SF)
1976	49ers.....	15-0 (SF)	2015	49ers.....	17-16 (SF)
	Falcons.....	21-16 (A)	2016	Falcons.....	41-13 (A)
1977	Falcons.....	7-0 (SF)	2019	Falcons.....	29-21 (SF)
	49ers.....	10-3 (A)	2021	49ers.....	31-13 (SF)
1978	Falcons.....	20-17 (SF)	2022	Falcons.....	28-14 (A)
	Falcons.....	21-10 (A)			
1979	49ers.....	20-15 (SF)			
	Falcons.....	31-21 (A)			
1980	Falcons.....	20-17 (SF)			
	Falcons.....	35-10 (A)			
1981	Falcons.....	34-17 (A)			
	49ers.....	17-14 (SF)			
1982	Falcons.....	17-7 (SF)			
1983	49ers.....	24-20 (SF)			
	Falcons.....	28-24 (A)			
1984	49ers.....	14-5 (SF)			
	49ers.....	35-17 (A)			
1985	49ers.....	35-16 (SF)			
	49ers.....	38-17 (A)			
1986	Tie.....	10-10 (A)(OT)			
	49ers.....	20-0 (SF)			
1987	49ers.....	25-17 (A)			
	49ers.....	35-7 (SF)			
1988	Falcons.....	34-17 (SF)			
	49ers.....	13-3 (A)			
1989	49ers.....	45-3 (SF)			
	49ers.....	23-10 (A)			
1990	49ers.....	19-13 (SF)			
	49ers.....	45-35 (A)			
1991	Falcons.....	39-34 (SF)			
	Falcons.....	17-14 (A)			
1992	49ers.....	56-17 (SF)			
	49ers.....	41-3 (A)			
1993	49ers.....	37-30 (SF)			
	Falcons.....	27-24 (A)			
1994	49ers.....	42-3 (A)			
	49ers.....	50-14 (SF)			
1995	49ers.....	41-10 (SF)			
	Falcons.....	28-27 (A)			
1996	49ers.....	39-17 (SF)			
	49ers.....	34-10 (A)			

* NFC Divisional Playoffs | ** 2012 NFC Championship

ATLANTA VS. SEATTLE

Seahawks lead series, 12-7; Falcons Lead postseason, 2-0
REGULAR SEASON Points: Seahawks 526, Falcons 463
Postseason Points: Falcons 66, Seahawks 48

1976	Seahawks.....	30-13 (S)
1979	Seahawks.....	31-28 (A)
1985	Seahawks.....	30-26 (S)
1988	Seahawks.....	31-20 (A)
1991	Falcons.....	26-13 (A)
1997	Falcons.....	24-17 (S)
2000	Seahawks.....	30-10(A)
2002	Seahawks.....	30-24 (A) (OT)
2004	Seahawks.....	28-26 (S)
2005	Seahawks.....	21-18 (S)
2007	Falcons.....	44-41 (A)
2010	Falcons.....	34-18 (S)
2011	Falcons.....	30-28 (S)
2012 *	Falcons.....	30-28 (A)
2013	Seahawks.....	33-10 (A)
2016	Seahawks.....	26-24 (S)
2016 *	Falcons.....	36-20 (A)
2017	Falcons.....	34-31 (S)
2019	Seahawks.....	27-20 (A)
2020	Seahawks.....	38-25 (A)
2022	Falcons.....	27-23 (S)

* NFC Divisional Playoffs

ATLANTA VS. TAMPA BAY

Bucs lead series, 30-29
REGULAR SEASON Points: Bucs 1,361, Falcons 1,286

ALL-TIME RESULTS

1977	Falcons	17-0 (TB)
1978	Bucs	14-9 (TB)
1979	Falcons	17-14 (A)
1981	Bucs	24-23 (TB)
1984	Bucs	23-6 (TB)
1986	Falcons	23-20 (TB) (OT)
1987	Bucs	48-10 (TB)
1988	Falcons	17-10 (A)
1990	Bucs	23-17 (TB)
1991	Falcons	43-7 (A)
1992	Falcons	35-7 (TB)
1993	Bucs	31-24 (A)
1994	Falcons	34-13 (A)
1995	Falcons	24-21 (TB)
1997	Bucs	31-10 (A)
1999	Bucs	19-10 (TB)
2000	Bucs	27-14 (A)
2002	Bucs	20-6 (A)
	Bucs	34-10 (TB)
2003	Bucs	31-10 (A)
	Falcons	30-28 (TB)
2004	Falcons	24-14 (A)
	Bucs	27-0 (TB)
2005	Bucs	30-27 (A)
	Bucs	27-24 (TB)
2006	Falcons	14-3 (A)
	Falcons	17-6 (TB)
2007	Bucs	31-7 (A)
	Bucs	37-3 (TB)
2008	Bucs	24-9 (TB)
	Falcons	13-10 (A) (OT)
2009	Falcons	20-17 (A)
	Falcons	20-10 (TB)
2010	Falcons	27-21 (A)
	Falcons	28-24 (TB)
2011	Bucs	16-13 (TB)
	Falcons	45-24 (A)
2012	Falcons	24-23 (TB)
	Bucs	24-17 (A)
2013	Falcons	31-23 (A)
	Bucs	41-28 (TB)
2014	Falcons	56-14 (A)
	Falcons	27-17 (TB)
2015	Buccaneers	23-20 (A)
	Buccaneers	23-19 (TB)
2016	Buccaneers	31-24 (A)
	Falcons	43-28 (TB)
2017	Falcons	34-20 (A)
	Falcons	24-21 (TB)
2018	Falcons	34-29 (A)
	Falcons	34-32 (TB)
2019	Buccaneers	35-22 (A)
	Falcons	28-22 (TB) (OT)
2020	Buccaneers	31-27 (A)

	Bucs	44-27 (TB)
2021	Bucs	48-25 (TB)
	Bucs	30-17 (TB)
2022	Bucs	21-15 (TB)
	Falcons	30-17 (A)

ATLANTA VS. TENNESSEE*

Titans Lead, 8-7

REGULAR SEASON Points: Falcons 341, Titans 337

1972	Falcons	20-10 (A)
1976	Oilers	20-14 (H)
1978	Falcons	20-14 (A)
1981	Falcons	31-27 (H)
1984	Falcons	42-10 (A)
1987	Oilers	37-33 (H)
1990	Falcons	47-27 (A)
1993	Oilers	33-17 (H)
1996	Oilers	23-13 (A)
1999	Titans	30-17 (T)
2003	Titans	38-31 (A)
2007	Titans	13-10 (T)
2011	Falcons	23-17 (A)
2015	Falcons	10-7 (T)
2019	Titans	24-10 (A)

* Franchise in Houston prior to 1997 and known as Houston Oilers;

Team name from 1997-98 was Tennessee Oilers;

in 1999 team was renamed Tennessee Titans.

ATLANTA VS. WASHINGTON

COMMANDERS lead series, 16-10-1;

COMMANDERS lead postseason, 1-0

REGULAR SEASON Points: Commanders 665, Falcons 560

1966	Washington	33-20 (W)
1967	Tie	20-20 (A)
1969	Washington	27-20 (W)
1972	Washington	24-13 (W)
1975	Washington	30-27 (A)
1977	Washington	10-6 (W)
1978	Falcons	20-17 (A)
1979	Redskins	16-7 (A)
1980	Falcons	10-6 (A)
1983	Washington	37-21 (W)
1984	Washington	27-14 (W)
1985	Washington	44-10 (A)
1987	Falcons	21-20 (A)
1989	Washington	31-30 (A)
1991	Washington	56-17 (W)
1991*	Washington	24-7 (W)
1992	Washington	24-17 (W)

ALL-TIME RESULTS

1993	Washington	30-17 (W)
1994	Falcons	27-20 (W)
2003	Washington	33-31 (A)
2006	Falcons	24-14 (W)
2009	Falcons	31-17 (A)
2012	Falcons	24-17 (W)
2013	Falcons	27-26 (A)
2015	Falcons	25-19OT (A)
2018	Falcons	38-14 (W)
2021	Washington	34-30 (A)
2022	Washington	19-13 (W)

* *NFC Divisional Playoffs*

YEAR-BY-YEAR RESULTS

1966

COACH: NORB HECKER

9/11	LA	14-19	L	54,418
9/18	@PHI	10-23	L	54,049
9/25	@DET	10-28	L	47,615
10/2	DAL	14-47	L	56,990
10/9	@WAS	20-33	L	50,116
10/16	SF	7-44	L	54,788
10/23	@GB MIL	3-56	L	48,623
10/30	CLE	17-49	L	57,235
11/13	BAL	7-19	L	58,850
11/20	@NYG	27-16	W	62,746
11/27	@CHI	6-23	L	44,777
12/4	@MIN	20-13	W	37,117
12/11	STL	16-10	W	57,169
12/18	PIT	33-57	L	56,229

RECORD: 3-11 (7TH IN EAST CONFERENCE)

1967

COACH: NORB HECKER

9/17	@BAL	31-38	L	56,715
9/24	@SF	7-38	L	30,207
10/1	@GB MIL	0-23	L	49,467
10/8	PHI	7-38	L	53,868
10/15	WAS	20-20	T	56,538
10/22	@DET	3-24	L	50,601
10/29	MIN	21-20	W	52,859
11/5	@DAL	7-37	L	54,751
11/12	BAL	7-49	L	58,850
11/19	LA	3-31	L	56,871
11/20	@NO	24-27	L	83,437
12/3	@LA	3-20	L	46,395
12/10	SF	28-34	L	51,798
12/17	CHI	14-23	L	54,107

RECORD: 6-8 (3RD IN COASTAL)

1968

COACH: BROCKLIN (2-9); HECKER (0-3)

9/14	@MIN	7-47	L	45,563
9/22	BAL	20-28	L	50,428
9/29	@SF	13-28	L	27,471
10/6	GB	7-38	L	58,850
10/13	NYG	24-21	W	49,962
10/20	@LA	14-27	L	54,443
10/27	@CLE	7-30	L	67,723
11/3	PIT	21-41	L	47,727
11/10	LA	10-17	L	53,979
11/17	@CHI	16-13	W	44,214
11/24	@STL	12-17	L	43,246
12/1	@BAL	0-44	L	60,238
12/8	DET	7-24	L	49,437
12/15	SF	12-14	L	44,977

RECORD: 2-12 (4TH IN COASTAL)

1969

COACH: NORM VAN BROCKLIN

9/21	SF	24-12	W	45,940
9/28	@LA	7-17	L	58,031
10/5	BAL	14-21	L	57,806
10/12	DAL	17-24	L	54,833
10/19	@SF	21-7	W	28,684
10/26	@GB	10-28	L	50,861
11/2	LA	6-38	L	58,850
11/9	@DET	21-27	L	53,242
11/16	CHI	48-31	W	53,722
11/23	@WAS	20-27	L	50,345
11/30	@BAL	6-13	L	60,238
12/7	NO	45-17	W	51,021
12/14	@PHI	27-3	W	60,658
12/21	MIN	10-3	W	52,872

RECORD: 6-8 (3RD IN COASTAL)

1970

COACH: NORM VAN BROCKLIN

9/20	@NO	14-3	W	77,042
9/27	@GB	24-27	L	56,263
10/4	SF	21-20	W	58,850
10/11	@DAL	0-13	L	53,611
10/18	@DEN	10-24	L	50,705
10/25	NO	32-14	W	58,850
11/1	CHI	14-23	L	58,850
11/8	@LA	10-10	T	67,232
11/15	@PHI	13-13	T	55,425
11/22	LA	7-17	L	58,850
11/30	MIA	7-20	L	54,036
12/6	@SF	20-24	L	41,387
12/13	PIT	27-16	W	54,162
12/20	MIN	7-37	L	57,992

RECORD: 4-8-2 (3RD IN NFC WEST)

1971

COACH: NORM VAN BROCKLIN

9/19	SF	20-17	W	56,990
9/26	@LA	20-20	T	57,895
10/3	@DET	38-41	L	54,418
10/10	STL	9-26	L	58,850
10/17	LA	16-24	L	58,850
10/24	NO	28-6	W	58,850
10/31	@CLE	31-14	W	76,825
11/7	@CIN	9-6	W	59,604
11/14	NYG	17-21	L	58,850
11/22	GB	28-21	W	58,850
11/28	@MIN	7-24	L	49,784
12/5	OAK	24-13	W	58,850
12/12	@SF	3-24	L	44,582
12/19	@NO	24-20	W	75,954

RECORD: 7-6-1 (3RD IN NFC WEST)

YEAR-BY-YEAR RESULTS

1972

COACH: NORM VAN BROCKLIN

9/17	@CHI	37-21	W	55,701
9/24	@NE	20-21	L	60,999
10/1	LA	31-3	W	58,850
10/8	DET	23-26	L	58,850
10/15	@NO	21-14	W	66,294
10/22	@GB MIL	10-9	W	47,967
10/29	SF	14-49	L	58,850
11/5	@LA	7-20	L	75,081
11/12	NO	36-20	W	58,850
11/20	@WAS	13-24	L	53,039
11/26	DEN	23-20	W	58,850
12/3	HOU	20-10	W	58,850
12/10	@SF	0-20	L	61,214
12/17	KC	14-17	L	58,850

RECORD: 7-7 (2ND IN NFC WEST)

1973

COACH: NORM VAN BROCKLIN

9/16	@NO	62-7	W	66,428
9/23	@LA	0-31	L	64,528
10/1	@DET	6-31	L	45,519
10/7	SF	9-13	L	58,850
10/14	CHI	46-6	W	58,850
10/21	@SD	41-0	W	41,527
10/28	@SF	17-3	W	56,825
11/4	LA	15-13	W	58,850
11/11	@PHI	44-27	W	63,114
11/19	MIN	20-14	W	58,850
11/25	@NYJ	28-20	W	61,327
12/2	BUF	6-17	L	58,850
12/9	STL	10-32	L	58,850
12/16	NO	14-10	W	58,850

RECORD: 9-5 (2ND IN NFC WEST)

1974

COACH: NORM VAN BROCKLIN

9/15	DAL	0-24	L	57,322
9/22	SF	10-16	L	47,686
9/29	@NO	13-14	L	62,273
10/6	@NYG	14-7	W	50,415
10/13	CHI	13-10	W	47,835
10/20	NO	3-13	L	47,127
10/28	@PIT	17-24	L	48,094
11/3	@MIA	7-42	L	64,399
11/10	@LA	0-21	L	70,056
11/17	BAL	7-17	L	41,278
11/24	@SF	0-27	L	45,435
12/1	LA	7-30	L	18,648
12/7	@MIN	10-23	L	47,105
12/15	GB	10-3	W	10,020

RECORD: 3-11 (2ND IN NFC WEST)

1975

COACH: MARION CAMPBELL

9/21	@STL	20-23	L	42,172
9/28	DET	14-17	L	45,218
10/5	NO	14-7	W	29,444
10/12	@SF	17-3	W	44,043
10/19	@LA	7-22	L	64,843
10/26	CIN	14-21	L	45,811
11/2	@NO	7-23	L	49,342
11/9	@MIN	0-38	L	43,751
11/16	LA	7-16	L	44,595
11/23	DEN	35-21	W	28,686
11/30	@OAK	34-37(OT)	L	50,860
12/7	WAS	27-30	L	52,809
12/14	SF	31-9	W	38,501
12/21	@GB	13-22	L	56,267

RECORD: 4-10 (4TH IN NFC WEST)

1976

COACH: MARION CAMPBELL

9/12	LA	14-30	L	53,607
9/19	@DET	10-24	L	50,840
9/26	@CHI	10-0	W	41,029
10/3	PHI	13-14	L	45,535
10/10	@NO	0-30	L	51,521
10/17	CLE	17-20	L	33,364
10/23	@SF	0-15	L	50,240
10/31	NO	23-20	W	34,127
11/7	@SEA	13-30	L	57,985
11/14	SF	21-16	W	20,058
11/21	DAL	17-10	W	54,992
11/28	@HOU	14-20	L	25,838
12/4	@LA	0-59	L	57,366
12/12	GB	20-24	L	23,436

RECORD: 4-10 (4TH IN NFC WEST)

1977

COACH: LEEMAN BENNETT

9/18	LA	17-6	W	55,956
9/25	@WAS	6-10	L	55,031
10/2	NYG	17-3	W	46,374
10/9	@SF	7-0	W	38,009
10/16	@BUF	0-3	L	27,348
10/23	@CHI	16-10	W	49,407
10/30	MIN	7-14	L	59,257
11/6	SF	3-10	L	46,577
11/13	DET	17-6	W	47,451
11/20	@NO	20-21	L	43,135
11/27	@TB	17-0	W	43,592
12/4	NE	10-16	L	57,911
12/11	@LA	7-23	L	52,574
12/18	NO	35-7	W	36,895

RECORD: 7-7 (2ND IN NFC WEST)

YEAR-BY-YEAR RESULTS

1978

COACH: LEEMAN BENNETT

9/3	HOU	20-14	W	57,328
9/10	@LA	0-10	L	46,201
9/17	CLE	16-24	L	56,648
9/24	@TB	9-14	L	58,072
10/1	NYG	23-20	W	47,765
10/8	@PIT	7-31	L	48,202
10/15	DET	14-0	W	51,172
10/22	@SF	20-17	W	34,133
10/30	LA	15-7	W	57,250
11/5	SF	21-10	W	55,468
11/12	@NO	20-17	W	70,323
11/19	@CHI	7-13	L	46,022
11/26	NO	20-17	W	55,121
12/3	@CIN	7-37	L	25,601

RECORD: 9-7 (2ND IN NFC WEST)

POSTSEASON

NFC WILD CARD GAME

12/24	PHI	14-13	W	49,447
NFC WILD CARD GAME				
12/31	@DAL	20-27	L	60,338

1979

COACH: LEEMAN BENNETT

9/2	@NO	40-34(OT)	W	70,940
9/10	@PHI	14-10	W	55,935
9/16	DEN	17-20(OT)	L	57,677
9/23	@DET	23-24	L	56,249
9/30	WAS	7-16	L	56,819
10/7	GB	25-7	W	56,184
10/14	@OAK	19-50	L	52,900
10/21	@SF	15-20	L	33,952
10/29	SEA	28-31	L	52,566
11/4	TB	17-14	W	55,150
11/11	@NYG	3-24	L	60,860
11/19	@LA	14-20	L	54,097
11/25	NO	6-37	L	42,815
12/2	@SD	28-26	W	50,198

RECORD: 6-10 (3RD IN NFC WEST)

1980

COACH: LEEMAN BENNETT

9/7	@MIN	23-24	L	44,773
9/14	@NE	37-21	W	48,321
9/21	MIA	17-20	L	54,479
9/28	@SF	20-17	W	56,518
10/5	DET	43-28	W	57,652
10/12	NYJ	7-14	L	57,458
10/19	@NO	41-14	W	62,651
10/26	LA	13-10	W	57,401
11/2	@BUF	30-14	W	57,959
11/9	@STL	33-27(OT)	W	48,662
11/16	NO	31-13	W	53,871
11/23	CHI	28-17	W	49,164
11/30	WAS	10-6	W	55,665
12/7	@PHI	20-17	W	70,205
12/14	SF	35-10	W	55,767
12/21	@LA	17-20(OT)	L	62,469

RECORD: 12-4 (1ST IN NFC WEST)

POSTSEASON

NFC WILD CARD GAME

1/4	DAL	27-30	L	60,022
-----	-----	-------	---	--------

1981

COACH: LEEMAN BENNETT

9/6	NO	27-0	W	57,406
9/13	@GB	31-17	W	55,382
9/20	SF	34-17	W	56,653
9/27	@CLE	17-28	L	78,283
10/5	@PHI	13-16	L	71,488
10/11	LA	35-37	L	57,841
10/18	STL	41-20	W	51,428
10/25	NYG	24-27(OT)	L	48,410
11/1	@NO	41-10	W	63,637
11/8	@SF	14-17	L	59,127
11/15	PIT	20-34	L	57,485
11/23	MIN	31-30	W	54,086
11/29	@HOU	31-27	W	40,201
12/6	@TB	23-24	L	69,221
12/14	@LA	16-21	L	57,054
12/20	CIN	28-30	L	35,972

RECORD: 7-9 (2ND IN NFC WEST)

YEAR-BY-YEAR RESULTS

1982

COACH: DAN HENNING

9/4	@CHI	20-17	W	60,165
9/11	NYG	13-16(OT)	L	52,850
9/18	@DET	30-14	W	54,622
9/25	@SF	20-24	L	57,814
10/2	PHI	24-28	L	50,621
10/9	NO	17-19	L	51,654
10/16	@LA	21-27	L	50,404
10/23	@NYJ	27-21	W	46,878
10/30	NE	24-13	W	47,546
11/6	@NO	10-27	L	67,062
11/14	LA	13-36	L	31,203
11/20	SF	28-24	W	32,782
11/27	GB	47-41(OT)	W	35,688
12/4	@WAS	21-37	L	52,074
12/10	@MIA	24-31	L	56,725
12/18	BUF	31-14	W	31,01

RECORD: 7-9 [4TH IN NFC WEST]

1984

COACH: DAN HENNING

9/2	@NO	36-28	W	66,652
9/9	DET	24-27(OT)	L	49,878
9/16	@MIN	20-27	L	53,955
9/23	HOU	42-10	W	45,248
9/30	@SF	5-14	L	57,990
10/7	@LA	30-28	W	47,832
10/14	NYG	7-19	L	50,268
10/22	LA	10-24	L	52,861
10/28	@PIT	10-35	L	55,971
11/5	@WAS	14-27	L	51,301
11/11	NO	13-17	L	40,590
11/18	CLE	7-23	L	28,280
11/25	@CIN	14-35	L	44,678
12/2	SF	7-35	L	29,644
12/9	@TB	6-23	L	33,808
12/16	PHI	26-10	W	15,582

RECORD: 4-12 [4TH IN NFC WEST]

1985

COACH: DAN HENNING

9/8	DET	27-28	L	37,785
9/15	@SF	16-35	L	58,923
9/22	DEN	28-44	L	37,903
9/29	@LA	6-17	L	49,870
10/6	SF	17-38	L	44,740
10/13	@SEA	26-30	L	60,430
10/20	NO	31-24	W	44,784
10/27	@DAL	10-24	L	57,941
11/3	WAS	10-44	L	42,209
11/10	@PHI	17-23(OT)	L	63,694
11/17	LA	30-14	W	29,960
11/24	@CHI	0-36	L	65,790
12/1	LA RAID.	24-34	L	20,585
12/8	@KC	10-38	L	18,199
12/15	MIN	14-13	W	14,167
12/22	@NO	16-10	W	37,717

RECORD: 4-12 [4TH IN NFC WEST]

1986

COACH: DAN HENNING

9/7	@NO	31-10	W	67,950
9/14	STL	33-13	W	46,463
9/21	@DAL	37-35	W	62,880
9/28	@TB	23-20(OT)	W	38,950
10/5	PHI	0-16	L	57,104
10/12	LA	26-14	W	51,662
10/19	SF	10-10(OT)	T	55,306
10/26	@LA	7-14	L	56,993
11/2	@NE	17-25	L	60,597
11/9	NYJ	14-28	L	53,476
11/16	CHI	10-13	L	55,520
11/23	@SF	0-20	L	58,747
11/30	@MIA	20-14	W	53,762
12/7	IND	23-28	L	30,397
12/14	NO	9-14	L	39,994
12/21	@DET	20-6	W	35,255

RECORD: 7-8-1 [3RD IN NFC WEST]

YEAR-BY-YEAR RESULTS

1987

COACH: MARION CAMPBELL

9/13	@TB	10-48	L	51,250
9/20	WAS	21-20	W	50,882
9/27	@NO	(CANCELLED BY STRIKE)	L	37,903
10/4	PIT	12-28	L	16,667
10/11	SF	17-25	L	8,684
10/18	LA	24-20	W	15,813
10/25	@HOU	33-37	L	29,062
11/1	NO	0-38	L	42,196
11/8	@CLE	3-38	L	71,135
11/15	CIN	10-16	L	25,758
11/22	@MIN	13-24	L	53,866
11/29	STL	21-34	L	15,909
12/6	@DAL	21-10	W	40,103
12/13	@LA	0-33	L	43,310
12/20	@SF	7-35	L	54,698
12/27	DET	13-30	L	13,906

RECORD: 3-12 (4TH IN NFC WEST)

1988

COACH: MARION CAMPBELL

9/4	@DET	17-31	L	31,075
9/11	NO	21-29	L	48,901
9/18	@SF	34-17	W	60,168
9/25	@DAL	20-26	L	39,702
10/2	SEA	20-31	L	28,619
10/9	LA	0-33	L	30,852
10/16	@DEN	14-30	L	75,287
10/23	NYG	16-23	L	45,092
10/30	@PHI	27-24	W	60,091
11/6	GB	20-0	W	29,952
11/13	SD	7-10	L	26,329
11/20	@LA RAID.	12-6	W	40,967
11/27	TB	17-10	W	14,020
12/4	SF	3-13	L	44,048
12/11	@LA	7-22	L	42,828
12/18	@NO	9-10	L	60,566

RECORD: 5-11 (4TH IN NFC WEST)

1989

COACH: MARION CAMPBELL

9/10	LA	21-31	L	38,708
9/17	DAL	27-21	W	55,285
9/24	@IND	9-13	L	57,816
10/1	@GB MIL	21-23	L	54,647
10/8	@LA	14-26	L	52,182
10/15	NE	16-15	W	39,697
10/22	@PHO	20-34	L	33,894
10/29	@NO	13-20	L	65,153
11/5	BUF	30-28	W	45,267
11/12	@SF	3-45	L	59,914
11/19	NO	17-26	L	53,173
11/26	@NYJ	7-27	L	40,429
12/3	SF	10-23	L	43,128
12/10	@MIN	17-43	L	58,116
12/17	WASH	30-31	L	37,501
V	DET	24-31	L	7,792

RECORD: 3-13 (4TH IN NFC WEST)

1990

COACH: JERRY GLANVILLE

9/9	HOU	47-27	W	56,222
9/16	@DET	14-21	L	48,961
9/23	@SF	13-19	L	62,858
10/7	NO	28-27	W	57,401
10/14	SF	35-45	L	57,921
10/21	@LA	24-44	L	54,761
10/28	CIN	38-17	W	53,214
11/4	@PIT	9-21	L	57,09
11/11	@CHI	24-30	L	62,855
11/18	PHI	23-24	L	53,755
11/25	@NO	7-10	L	68,629
12/2	@TB	17-23	L	42,839
12/9	PHO	13-24	L	36,222
12/16	@CLE	10-13	L	46,536
12/23	LA	20-13	W	30,021
12/30	DAL	26-7	W	50,097

RECORD: 5-11 (4TH IN NFC WEST)

YEAR-BY-YEAR RESULTS

1991

COACH: JERRY GLANVILLE

9/1	@KC	3-14	L	74,246
9/8	MIN	19-20	L	50,936
9/15	@SD	13-10	W	44,804
9/22	LA RAID.	21-17	W	53,615
9/29	NO	6-27	L	56,556
10/13	@SF	39-34	W	57,343
10/20	@PHO	10-16	L	24,124
10/27	LA	31-14	W	50,187
11/3	SF	17-14	W	51,259
11/10	@WAS	17-56	L	52,641
11/17	TB	43-7	W	41,274
11/24	@NO	23-20(OT)	W	68,591
12/1	GB	35-31	W	43,270
12/8	@LA	31-14	W	35,315
12/15	SEA	26-13	W	55,834
12/22	@DAL	27-31	L	60,962

RECORD: 10-6 [5TH IN NFC WEST]

POSTSEASON

NFC WILD CARD GAME

12/29	@NO	27-20	W	68,794
-------	-----	-------	---	--------

NFC WILD CARD GAME

1/4/92	@WAS	7-24	L	55,181
--------	------	------	---	--------

1992

COACH: JERRY GLANVILLE

9/6	NYJ	20-17	W	65,585
9/13	@WAS	17-24	L	54,343
9/20	NO	7-10	L	67,328
9/27	@CHI	31-41	L	63,528
10/4	GB	24-10	W	63,769
10/11	@MIA	17-21	L	68,633
10/18	@SF	17-56	L	63,302
11/1	LA	30-28	W	62,168
11/9	SF	3-41	L	67,404
11/15	PHO	20-17	W	58,477
11/22	@BUF	14-41	L	80,004
11/29	NE	34-0	W	54,494
12/3	@NO	14-22	L	68,591
12/13	@TB	35-7	W	39,056
12/21	DAL	17-41	L	67,036
12/27	@LA	27-38	L	37,706

RECORD: 6-10 [3RD IN NFC WEST]

1993

COACH: JERRY GLANVILLE

9/5	@DET	13-30	L	56,216
9/12	NO	31-34	L	64,287
9/19	@SF	30-37	L	63,032
9/27	PIT	17-45	L	65,477
10/3	@CHI	0-6	L	57,441
10/14	LA	30-24	W	45,231
10/24	@NO	26-15	W	69,043
10/31	TB	24-31	L	50,647
11/14	@LA	13-0	W	37,073
11/21	DAL	27-14	W	67,337
11/28	CLE	17-14	W	54,510
12/05	@HOU	17-33	L	58,186
12/11	SF	27-24	W	64,688
12/19	@WAS	17-30	L	50,192
12/26	@CIN	17-21	L	27,014
1/2	PHO	10-27	L	44,360

RECORD: 6-10 [3RD IN NFC WEST]

1994

COACH: JUNE JONES

9/4	@DET	28-31(OT)	L	60,740
9/11	LA	31-13	W	55,378
9/18	KC	10-30	L	67,357
9/25	@WAS	27-20	W	53,238
10/2	@LA	8-5	W	34,599
10/9	TB	34-13	W	52,633
10/16	SF	3-42	L	67,298
10/23	@LA RAID.	17-30	L	42,192
11/6	SD	10-9	W	59,217
11/13	@NO	32-33	L	60,313
11/20	@DEN	28-32	L	70,594
11/27	PHI	28-21	W	60,008
12/4	@SF	14-50	L	60,549
12/11	NO	20-29	L	61,307
12/21	@GB MIL	17-21	L	54,885
12/27	AZ	10-6	W	35,311

RECORD: 7-9 [3RD IN NFC WEST]

YEAR-BY-YEAR RESULTS

1995

COACH: JUNE JONES

9/4	CAR	23-20(OT)	W	58,808
9/10	@SF	10-41	L	63,627
9/17	@NO	27-24(OT)	W	57,442
9/24	NYJ	13-3	W	40,778
10/1	NE	30-17	W	47,114
10/12	@STL	19-21	L	59,700
10/22	@TB	24-21	W	66,135
10/29	DAL	13-28	L	70,089
11/5	DET	34-22	W	49,619
11/12	@BUF	17-23	L	62,690
11/19	STL	31-6	W	46,309
11/26	@AZ	37-40(OT)	L	35,147
12/3	@MIA	20-21	L	63,395
12/10	NO	19-14	W	54,603
12/17	@CAR	17-21	L	53,833
12/24	SF	28-27	W	51,785

RECORD: 9-7 (2ND IN NFC WEST)

POSTSEASON

NFC WILD CARD GAME

12/31	@GB	20-37	L	60,453
-------	-----	-------	---	--------

1996

COACH: JUNE JONES

9/1	@CAR	6-29	L	69,522
9/8	MIN	17-23	L	42,688
9/22	PHI	18-33	L	40,107
9/29	@SF	17-39	L	62,995
10/6	@DET	24-28	L	58,666
10/13	HOU	13-23	L	35,401
10/20	@DAL	28-32	L	64,091
10/27	PIT	17-20	L	58,760
11/3	CAR	20-17	W	42,726
11/10	@STL	16-59	L	58,776
11/17	NO	17-15	W	43,119
11/24	@CIN	31-41	L	44,868
12/2	SF	10-34	L	46,318
12/8	@NO	31-15	W	32,923
12/15	STL	27-34	L	26,519
12/22	@JAC	17-19	L	71,449

RECORD: 3-13 (4TH IN NFC WEST)

1997

COACH: DAN REEVES

8/31	@DET	17-28	L	61,244
9/7	CAR	6-9	L	51,829
9/14	OAK	31-36	L	47,922
9/21	@SF	7-34	L	60,404
9/28	DEN	21-29	L	48,211
10/12	@NO	23-17	W	65,619
10/19	SF	28-35	L	53,378
10/26	@CAR	12-21	L	54,675
11/2	STL	34-31	W	36,583
11/9	TB	10-31	L	46,018
11/16	@STL	27-21	W	64,299
11/23	NO	20-3	W	48,620
11/30	@SEA	24-17	W	52,584
12/7	@SD	14-3	W	46,317
12/14	PHI	20-17	W	42,866
12/21	@ARZ	26-29	L	32,003

RECORD: 7-9 (3RD IN NFC WEST)

1998

COACH: DAN REEVES

9/6	@CAR	19-14	W	65,129
9/13	PHI	17-12	W	46,456
9/27	@SF	20-31	L	62,296
10/4	CAR	51-23	W	50,724
10/11	@NYG	34-20	W	71,173
10/18	NO	31-23	W	60,774
10/25	@NYJ	3-28	L	71,573
11/1	STL	37-15	W	37,996
11/8	@NE	41-10	W	59,790
11/15	SF	31-19	W	69,828
11/22	CHI	20-13	W	60,804
11/29	@STL	21-10	W	47,971
12/6	IND	28-21	W	61,141
12/13	@NO	27-17	W	61,678
12/20	@DET	24-17	W	67,143
12/27	MIA	38-16	W	69,754

RECORD: 14-2 (1ST IN NFC WEST)

POSTSEASON

NFC DIVISIONAL PLAYOFF GAME

1/9	SF	20-18	W	70,262
-----	----	-------	---	--------

NFC CHAMPIONSHIP GAME

1/17	@MIN	30-27(OT)	W	64,060
------	------	-----------	---	--------

SUPER BOWL XXXIII

1/31	VS DEN	19-34	L	74,803
------	--------	-------	---	--------

YEAR-BY-YEAR RESULTS

1999

COACH: DAN REEVES

9/12	MIN	14-17	L	69,555
9/20	@DAL	7-24	L	63,663
9/26	@STL	7-35	L	63,253
10/3	BAL	13-19(OT)	L	50,712
10/10	@NO	20-17	W	57,289
10/17	STL	13-41	L	51,973
10/25	@PIT	9-13	L	58,141
10/31	CAR	27-20	W	52,594
11/7	JAC	7-30	L	68,466
11/21	@TB	10-19	L	65,158
11/28	@CAR	28-34	L	55,507
12/5	NO	35-12	W	62,568
12/12	@SF	7-26	L	67,465
12/19	@TEN	17-30	L	66,196
12/26	ARZ	37-14	W	47,074
1/3	SF	34-29	W	57,980

RECORD: 5-11 (3RD IN NFC WEST)

2000

COACH: DAN REEVES

9/3	SF	36-28	W	54,626
9/10	@DEN	14-42	L	75,466
9/17	@CAR	15-10	W	73,025
9/24	STL	20-41	L	58,761
10/1	@PHI	10-38	L	65,424
10/8	NYG	6-13	L	50,947
10/15	@STL	29-45	L	66,019
10/22	NO	19-21	L	56,508
10/29	CAR	13-12	W	46,178
11/5	TB	14-27	L	70,097
11/12	@DET	10-13	L	74,309
11/19	@SF	6-16	L	67,447
11/26	@OAK	14-41	L	55,175
12/3	SEA	10-30	L	44,680
12/17	@NO	7-23	L	64,900
12/24	KC	29-13	W	41,017

RECORD: 4-12 (5TH IN NFC WEST)

2001

COACH: DAN REEVES

9/9	@SF	13-16(OT)	L	65,989
9/23	CAR	24-16	W	49,312
9/30	@ARZ	34-14	W	28,878
10/7	CHI	3-31	L	47,640
10/14	SF	31-37(OT)	L	65,424
10/21	@NO	20-13	W	70,020
11/4	NE	10-24	L	45,572
11/11	DAL	20-13	W	70,452
11/18	@GB	23-20	W	59,849
11/25	@CAR	10-7	W	72,234
12/2	STL	6-35	L	60,787
12/9	NO	10-28	L	68,826
12/16	@IND	27-41	L	55,603
12/23	BUF	33-30	W	43,320
12/30	@MIA	14-21	L	73,619
1/6	@STL	13-31	L	66,033

RECORD: 7-9 (5TH IN NFC WEST)

POSTSEASON

NFC WILD CARD GAME

1/4	AT GB	27-7	W	65,358
NFC DIVISIONAL PLAYOFF GAME				
1/11	AT PHI	6-20	L	66,452

2002

COACH: DAN REEVES

9/8	@GB	34-37(OT)	L	63,127
9/15	CHI	13-14	L	68,081
9/22	CIN	30-3	W	68,129
10/6	TB	6-20	L	68,936
10/13	@NYG	17-10	W	78,728
10/20	CAR	30-0	W	68,056
10/27	@NO	37-35	W	67,883
11/3	BAL	20-17	W	68,532
11/10	@PIT	34-34(OT)	T	62,779
11/17	NO	24-17	W	70,382
11/24	@CAR	41-0	W	72,533
12/1	@MIN	30-24(OT)	W	63,947
12/8	@TB	10-34	L	65,648
12/15	SEA	24-30(OT)	L	69,551
12/22	DET	36-15	W	69,307
12/29	@CLE	16-24	L	73,528

RECORD: 9-6-1 (2ND IN NFC SOUTH)

YEAR-BY-YEAR RESULTS

2003

COACH: REEVES (3-10); PHILIPS (2-1)

9/7	@DAL	27-13	W	64,104
9/14	WAS	31-33	L	70,241
9/21	TB	10-31	L	70,871
9/28	@CAR	3-23	L	72,765
10/5	MIN	26-39	L	70,427
10/13	@STL	0-36	L	66,075
10/19	NO	17-45	L	70,837
11/2	PHI	16-23	L	70,064
11/9	@NYG	27-7	W	78,813
11/16	@NO	20-23(OT)	L	68,432
11/23	TEN	31-38	L	70,891
11/30	@HOU	13-17	L	70,388
12/7	CAR	20-14(OT)	W	70,079
12/14	@IND	7-38	L	57,103
12/21	@TB	30-28	W	65,572
12/28	JAC	21-14	W	70,266

RECORD: 5-11 (4TH IN NFC SOUTH)

2004

COACH: JIM MORA

9/12	@SF	21-19	W	65,584
9/19	STL	34-17	W	70,882
9/26	ARZ	6-3	W	70,534
10/3	@CAR	27-10	W	73,461
10/10	DET	10-17	L	70,434
10/17	SD	21-20	W	70,187
10/24	@KC	10-56	L	78,260
10/31	@DEN	41-28	W	75,083
11/14	TB	24-14	W	70,810
11/21	@NYG	14-10	W	78,793
11/28	NO	24-21	W	70,521
12/5	@TB	0-27	L	65,556
12/12	OAK	35-10	W	70,616
12/18	CAR	34-31(OT)	W	70,845
12/26	@NO	13-26	L	64,900
1/2	@SEA	26-28	L	66,740

RECORD: 11-5 (1ST IN NFC SOUTH)

POSTSEASON

NFC DIVISIONAL PLAYOFF GAME

1/15 STL 47-17 W 70,709

NFC CHAMPIONSHIP GAME

1/23 @PHI 10-27 L 67,717

2005

COACH: JIM MORA

9/12	PHI	14-10	W	70,806
9/18	@SEA	18-21	L	66,030
9/25	@BUF	24-21	W	72,032
10/2	MIN	30-10	W	69,552
10/9	NE	28-31	L	71,079
10/16	@NO	34-31	W	65,562
10/24	NYJ	27-14	W	70,995
11/6	@MIA	17-10	W	72,187
11/13	GB	25-33	L	71,001
11/20	TB	27-30	L	70,794
11/24	@DET	27-7	W	62,390
12/4	@CAR	6-24	L	73,661
12/12	NO	36-17	W	70,083
12/18	@CHI	3-16	L	62,170
12/25	@TB	24-27(OT)	L	65,482
1/1	CAR	11-44	L	70,796

RECORD: 8-8 (3RD IN NFC SOUTH)

2006

COACH: JIM MORA

9/10	@CAR	20-6	W	73,522
9/17	TB	14-3	W	70,828
9/25	@NO	3-23	L	70,003
10/1	ARZ	32-10	W	68,981
10/15	NYG	14-27	L	70,840
10/22	PIT	41-38	W	71,151
10/29	@CIN	29-27	W	65,978
11/5	@DET	14-30	L	60,987
11/12	CLE	13-17	L	70,793
11/19	@BAL	10-24	L	70,790
11/26	NO	13-31	L	70,933
12/3	@WAS	24-14	W	86,436
12/10	@TB	17-6	W	65,691
12/16	DAL	28-38	L	71,102
12/24	CAR	3-10	L	68,834
12/31	@PHI	17-24	L	69,341

RECORD: 7-9 (3RD IN NFC SOUTH)

YEAR-BY-YEAR RESULTS

2007

COACH: PETRINO (3-10); THOMAS (1-2)

9/9	@MIN	3-24	L	62,815
9/16	@JAC	7-13	L	61,821
9/23	CAR	20-27	L	68,175
9/30	HOU	26-16	W	69,312
10/7	@TEN	10-13	L	69,143
10/15	NYG	10-31	L	69,828
10/21	@NO	16-22	L	69,994
11/4	SF	20-16	W	66,049
11/11	@CAR	20-13	W	73,340
11/18	TB	7-31	L	69,480
11/22	IND	13-31	L	69,845
12/2	@STL	16-28	L	52,051
12/10	NO	14-34	L	69,553
12/16	@TB	3-37	L	65,133
12/23	@ARZ	27-30(OT)	L	64,159
12/30	SEA	44-41	W	64,925

RECORD: 4-12 (4TH IN NFC SOUTH)

2008

COACH: MIKE SMITH

9/7	DET	34-21	W	62,310
9/14	@TB	9-24	L	63,611
9/21	KC	38-14	W	62,434
9/28	@CAR	9-24	L	72,688
10/5	@GB	27-24	W	70,610
10/12	CHI	22-20	W	64,096
10/26	@PHI	14-27	L	69,144
11/2	@OAK	24-0	W	61,196
11/9	NO	34-20	W	64,826
11/16	DEN	20-24	L	64,358
11/23	CAR	45-28	W	64,841
11/30	@SD	22-16	W	67,200
12/7	@NO	25-29	L	70,011
12/14	TB	13-10(OT)	W	65,045
12/21	@MIN	24-17	W	62,889
12/28	STL	31-27	W	64,617

RECORD: 11-5 (2ND IN NFC SOUTH)

POSTSEASON

NFC WILD CARD GAME

1/3	@ARZ	24-30	L	62,848
-----	------	-------	---	--------

2009

COACH: MIKE SMITH

9/13	MIA	19-7	W	67,606
9/20	CAR	28-20	W	67,313
9/27	@NE	10-26	L	68,756
10/11	@SF	45-10	W	69,732
10/18	CHI	21-14	W	68,082
10/25	@DAL	21-37	L	81,521
11/2	@NO	27-35	L	70,088
11/8	WAS	31-17	W	67,982
11/15	@CAR	19-28	L	73,239
11/22	@NYG	31-34(OT)	L	78,491
11/29	TB	20-17	W	67,029
12/6	PHI	7-34	L	69,560
12/13	NO	23-26	L	68,930
12/20	@NYJ	10-7	W	76,866
12/27	BUF	31-3	W	68,887
1/3	@TB	20-10	W	62,578

RECORD: 9-7 (2ND IN NFC SOUTH)

2010

COACH: MIKE SMITH

9/12	@PIT	9-15(OT)	L	63,609
9/19	ARZ	41-7	W	66,824
9/26	@NO	27-24(OT)	W	70,051
10/3	SF	16-14	W	66,874
10/10	@CLE	20-10	W	65,290
10/17	@PHI	17-31	L	69,144
10/24	CIN	39-32	W	67,665
11/7	TB	27-21	W	67,266
11/11	BAL	26-21	W	68,474
11/21	@STL	34-17	W	53,005
11/28	GB	20-17	W	68,204
12/5	@TB	28-24	W	53,955
12/12	@CAR	31-10	W	71,235
12/19	@SEA	34-18	W	67,101
12/27	NO	14-17	L	70,144
1/2	CAR	31-10	W	67,349

RECORD: 13-3 (1ST IN NFC SOUTH)

POSTSEASON

NFC DIVISIONAL PLAYOFF GAME

1/15	GB	21-48	L	69,210
------	----	-------	---	--------

YEAR-BY-YEAR RESULTS

2011

COACH: MIKE SMITH

9/11	@CHI	12-30	L	62,115
9/18	PHI	35-31	W	69,608
9/25	@TB	13-16	L	46,995
10/2	@SEA	30-28	W	66,266
10/9	GB	14-25	L	69,576
10/16	CAR	31-17	W	69,047
10/23	@DET	23-16	W	63,625
11/6	@IND	31-7	W	65,218
11/13	NO	23-26	L	70,359
11/20	TEN	23-17	W	68,164
11/27	MIN	24-14	W	68,115
12/4	@HOU	10-17	L	71,545
12/11	@CAR	31-23	W	72,680
12/15	JAX	41-14	W	68,856
12/26	@NO	16-45	L	70,086
1/1	TB	45-24	W	68,167

RECORD: 10-6 (2ND IN NFC SOUTH)

POSTSEASON

NFC WILD CARD GAME

1/8	@NYG	2-24	L	79,909
-----	------	------	---	--------

2012

COACH: MIKE SMITH

9/9	@KC	40-24	W	71,180
9/17	DEN	27-21	W	70,427
9/23	@SD	27-3	W	61,297
9/30	CAR	30-28	W	69,594
10/7	@WSH	24-17	W	75,337
10/14	OAK	23-20	W	69,383
10/28	@PHI	30-17	W	69,144
11/4	DAL	19-13	W	70,840
11/11	@NO	27-31	L	73,126
11/18	ARZ	23-19	W	69,630
11/25	@TB	24-23	W	54,400
11/29	NO	23-13	W	70,514
12/9	@CAR	20-30	L	73,292
12/16	NYG	34-0	W	70,741
12/22	@DET	31-18	W	63,849
12/30	TB	17-24	L	69,644

RECORD: 13-3 (1ST IN NFC SOUTH)

POSTSEASON

NFC DIVISIONAL PLAYOFF GAME

1/13	SEA	30-28	W	70,366
------	-----	-------	---	--------

NFC CHAMPIONSHIP GAME

1/20	SF	24-28	L	70,863
------	----	-------	---	--------

2013

COACH: MIKE SMITH

9/8	@NO	17-23	L	72,348
9/15	STL	31-24	W	70,056
9/22	@MIA	23-27	L	70,660
9/29	NE	23-30	L	70,744
10/7	NYJ	28-30	L	70,246
10/20	TB	31-23	W	69,522
10/27	@ARZ	13-27	L	60,671
11/3	@CAR	10-34	L	73,720
11/10	SEA	10-33	L	70,309
11/17	@TB	28-41	L	55,360
11/21	NO	13-17	L	70,422
12/1	@BUF	34-31	W	38,969
12/8	@GB	21-22	L	77,550
12/15	WSH	27-26	W	70,069
12/23	@SF	24-34	L	69,732
12/29	CAR	20-21	L	70,427

RECORD: 4-12 (3RD IN NFC SOUTH)

2014

COACH: MIKE SMITH

9/8	NO	37-34	W	70,706
9/15	@CIN	10-24	L	58,574
9/22	TB	56-14	W	70,318
9/29	@MIN	28-41	L	52,173
10/7	@NYG	20-30	L	80,307
10/20	CHI	13-27	L	70,712
10/27	@BAL	7-29	L	71,184
11/3	DET	21-22	L	83,532
11/10	@TB	27-17	W	57,751
11/17	@CAR	19-17	W	73,314
11/21	CLE	24-26	L	70,046
12/1	ARI	29-18	W	69,557
12/8	@GB	37-43	L	77,512
12/15	PIT	20-27	L	71,161
12/23	@NO	30-14	W	73,164
12/29	CAR	3-34	L	71,015

RECORD: 6-10 (2ND IN NFC SOUTH)

YEAR-BY-YEAR RESULTS

2015

COACH: DAN QUINN

9/14	PHI	26-24	W	70,516
9/20	@NYG	24-20	W	77,678
9/27	@DAL	39-28	W	90,345
10/4	HOU	48-21	W	69,904
10/11	WAS	25-19	W	70,178
10/15	@NO	21-31	L	73,018
10/25	@TEN	10-7	W	63,329
11/1	TB	20-23	L	70,524
11/8	@SF	16-17	L	70,799
11/22	IND	21-24	L	70,433
11/29	MIN	10-20	L	70,610
12/6	@TB	19-23	L	58,221
12/13	@CAR	0-38	L	74,420
12/20	@JAX	23-17	W	64,016
12/27	CAR	20-13	W	70,981
1/3	NO	17-20	L	69,699

RECORD: 8-8 (2ND IN NFC SOUTH)

2016

COACH: DAN QUINN

9/11	TB	31-24	L	69,382
9/18	@OAK	35-28	W	54,081
9/26	@NO	45-32	W	73,003
10/2	CAR	48-33	W	70,508
10/9	@DEN	23-16	W	76,802
10/16	@SEA	26-24	L	69,071
10/23	SD	33-30	L	69,832
10/30	GB	33-32	W	70,165
11/3	@TB	43-28	W	57,797
11/13	@PHI	24-15	L	69,596
11/27	ARI	38-19	W	69,233
12/4	KC	29-28	L	69,879
12/11	@LA	42-14	W	82,495
12/18	SF	41-13	W	70,164
12/24	@CAR	33-16	W	73,549
1/1	NO	38-32	W	70,835

RECORD: 11-5 (1ST IN NFC SOUTH)

POSTSEASON

NFC DIVISIONAL PLAYOFF GAME

1/14	SEA	36-20	W	71,155
------	-----	-------	---	--------

NFC CHAMPIONSHIP GAME

1/22	GB	44-21	W	71,127
------	----	-------	---	--------

SUPER BOWL LI

1/31	VS NE	34-28 (OT)	L	70,807
------	-------	------------	---	--------

2017

COACH: DAN QUINN

9/10	@CHI	23-17	W	61,857
9/17	GB	34-23	W	70,826
9/24	@DET	30-26	W	63,240
10/1	BUF	23-17	L	71,273
10/15	MIA	20-17	L	70,593
10/22	@NE	23-7	L	65,878
10/29	@NYJ	25-20	W	77,652
11/5	@CAR	20-17	L	73,761
11/12	DAL	27-7	W	57,797
11/20	@SEA	34-31	W	69,026
11/26	TB	34-20	W	71,036
12/3	MIN	14-9	L	71,185
12/7	NO	20-17	W	72,866
12/18	@TB	24-21	W	62,382
12/24	@NO	23-13	L	73,188
12/31	CAR	22-10	W	74,141

RECORD: 10-6 (3RD IN NFC SOUTH)

2018

COACH: DAN QUINN

9/10	@CHI	23-17	W	61,857
9/17	GB	34-23	W	70,826
9/24	@DET	30-26	W	63,240
10/1	BUF	23-17	L	71,273
10/15	MIA	20-17	L	70,593
10/22	@NE	23-7	L	65,878
10/29	@NYJ	25-20	W	77,652
11/5	@CAR	20-17	L	73,761
11/12	DAL	27-7	W	57,797
11/20	@SEA	34-31	W	69,026
11/26	TB	34-20	W	71,036
12/3	MIN	14-9	L	71,185
12/7	NO	20-17	W	72,866
12/18	@TB	24-21	W	62,382
12/24	@NO	23-13	L	73,188
12/31	CAR	22-10	W	74,141

RECORD: 10-6 (3RD IN NFC SOUTH)

YEAR-BY-YEAR RESULTS

2019

COACH: DAN QUINN

9/8	@MIN	28-12	L	66,714
9/15	PHI	24-20	W	72,443
9/22	@IND	27-24	L	60,295
9/29	TEN	24-10	L	72,108
10/6	@HOU	53-32	L	71,787
10/13	@ARI	34-33	L	60,140
10/20	LAR	37-10	L	71,856
10/27	SEA	27-20	L	71,483
11/10	@NO	26-9	W	73,283
11/17	@CAR	29-3	W	73,106
11/24	TB	35-22	L	71,463
11/28	NO	26-18	L	71,993
12/8	CAR	40-20	W	70,592
12/15	@SF	29-22	W	70,910
12/22	JAX	24-12	W	70,873
12/29	@TB	28-22	W	50,417

RECORD: 7-9 [2ND IN NFC SOUTH]

2020

COACH: QUINN (0-5), RAHEEM MORRIS (4-7)

9/13	SEA	38-25	L	N/A
9/20	@DAL	40-39	L	21,708
9/27	CHI	30-26	L	N/A
10/5	@GB	30-16	L	N/A
10/11	CAR	23-16	L	6,656
10/18	@MIN	40-23	W	N/A
10/25	DET	23-22	L	7,796
10/29	@CAR	25-17	W	5,240
11/8	DEN	34-27	W	7,665
11/22	@NO	24-9	L	6,000
11/29	LV	43-6	W	9,124
12/6	NO	21-16	L	8,713
12/13	@LAC	20-17	L	N/A
12/20	TB	31-27	L	10,703
12/27	@KC	17-14	L	13,470
1/3	@TB	44-27	L	16,009

RECORD: 4-12 [4TH IN NFC SOUTH]

2021

COACH: ARTHUR SMITH (7-10)

9/12	PHI	32-6	L	68,633
9/19	@TB	48-25	L	63,694
9/26	@NYG	17-14	W	75,307
10/3	WAS	34-30	L	68,259
10/10	NYJ	27-20	W	60,589
10/24	@MIA	30-28	W	62,739
10/31	CAR	19-13	L	68,583
11/7	@NO	27-25	W	69,170
11/14	@DAL	43-3	L	93,436
11/18	NE	25-0	L	68,286
11/28	@JAX	21-14	W	60,031
12/5	TB	30-17	L	69,366
12/12	@CAR	29-21	W	72,243
12/19	@SF	31-13	L	71,650
12/26	DET	20-16	W	68,638
1/2	@BUF	29-15	L	64,948
1/9	NO	30-20	L	68,336

RECORD: 7-10 [3RD IN NFC SOUTH]

2022

COACH: ARTHUR SMITH (7-10)

9/11	NO	27-26	L	70,078
9/18	@LAR	31-27	L	71,802
9/25	@SEA	27-23	W	68,773
10/2	CLE	23-20	W	69,435
10/9	@TB	21-15	L	68,299
10/16	SF	28-14	W	69,813
10/23	@CIN	35-17	L	66,158
10/30	CAR	37-34	W	68,996
11/6	LAC	20-17	L	69,299
11/10	@CAR	25-15	L	72,029
11/20	CHI	27-24	W	69,757
11/27	@WAS	19-13	L	53,864
12/4	PIT	19-16	L	70,325
12/18	@NO	21-18	L	70,041
12/24	@BAL	17-9	L	70,467
1/1	ARI	20-19	W	69,269
1/8	TB	30-17	W	69,276

RECORD: 7-10 [4TH IN NFC SOUTH]



TEAM HISTORY

2023





RANKIN M. SMITH - TEAM FOUNDER

"He was a pioneer and a quiet leader. He was a person of great integrity and had a lot of respect from me and my predecessor, Pete Rozelle, and from all of the other owners. He was such a high quality person. He was a person on whose work you could rely on. In the 1960s he was a pioneer in bringing the NFL to Georgia, and particularly in the Southeast."
– Former NFL Commissioner Paul Tagliabue

Team owner and founder Rankin M. Smith passed away from heart complications just hours before the Falcons October 26, 1997 game at Carolina. Some of the largest footprints on professional, college and high school sports in Atlanta belong to Smith, who founded the Atlanta Falcons in 1966.

Over three decades ago in the early 1960s, Smith began planting the seeds that saw professional sports finally blossom in Atlanta.

Smith was part of a group that formed "Major Sports, Inc.," with goals of pro sports franchises for Atlanta. That group helped get Atlanta Stadium built by 1965. Major Sports, Inc., later became the Stadium Authority that operated Atlanta-Fulton County Stadium.

Smith paid the highest price in NFL history at the time in 1965 for an NFL franchise. Former commissioner Pete Rozelle and Smith made the deal in about five minutes and the Atlanta

Falcons brought the largest and most popular sport to the city of Atlanta.

Smith worked with the city, county and state to build one of the largest facilities for conventions, trade shows and other major events in the world. The spectacular Georgia Dome opened its doors in 1992, giving the Falcons one of the best fan-friendly stadiums in America. Having the Georgia Dome helped bring the Olympic games to Atlanta in 1992.

He was the catalyst and driving force in bringing the most prestigious of all sporting events, the Super Bowl, to Atlanta in 1994. The week-long fanfare and the most-watched TV sport in the world, added a huge economic value to the city and tons of free publicity to lure other events, conventions and meetings to the city. He lobbied hard to bring back the game to Atlanta in 2000.

The date June 30, 1965, will always be remembered as both a termination and a commencement in the history of Atlanta sports. For on that day the end came to the many and disparate struggles to place a professional football team in the Southeast's key metropolis. At the same time the Atlanta Falcons were born and began a storied tenure in the National Football League.

All that had gone before — the successes (an \$18 million stadium to play in) and the near-misses (aborted attempts to place

other franchises in the city) — was set aside for the immediate business of fielding a team in little over a year's time.

Prime mover in this task was Rankin Smith, a young insurance executive who had controlling ownership of the Falcons.

Virtually unknown to the general public before that June day, Smith immediately endeared himself to aficionados of the sport by asking a choice rhetorical question at a press conference following his acquisition of the franchise: "Doesn't every adult male in America want to own his own football team?" Not every adult male American has the wherewithal to swing such a deal, but it was comforting to hear that a man is capable of dreams like those of any other guy.

The day's proceedings threw the city into a happy delirium unequalled in the history of football. By the time Smith got back to his insurance office 24 hours later, there had been over 1,000 phone calls for tickets. He had to push his way through stacks of mail. By August, when a contest was completed which resulted in the nickname Falcons, a few of the avid fans even had come to blows in defense of what they believed their adopted team should be called. Several persons suggested the name "Falcons" in a contest, but a school teacher from nearby Griffin, Miss Julia Elliott, was selected winner because of her reasons: "the falcon is proud and dignified, with great courage and fight. It never drops prey. It is deadly and has a great sporting tradition."

By the middle of December, Smith had signed the most coveted college football player in the nation, Texas linebacker Tommy Nobis. By Christmas Eve, when the Falcons cut off a brief 54-day ticket sale requiring almost no promotion, an NFL record had been established for season tickets sold by a new club (45,000).

And in January, Smith surprised the entire athletic fraternity by naming a head coach who never had been mentioned in the perpetual stream of journalistic speculation about the job. But Green Bay Packer assistant Norb Hecker assumed his new post with vigor and immediately embraced the gigantic job of sifting — along with Director of Player Personnel Gene Cronin — a huge list of NFL players made available to the Atlanta expansion team by other teams in the league.

Finally, three men were chosen from each club and these 42 formed the nucleus of the roster Hecker had to work with when he took the team to summer training camp in Black Mountain, North Carolina in early July. Added to this group were the drafted rookies, scores of free agents and a few miscellaneous players obtained in trades. In all, Hecker and

his staff were faced with evaluating over 130 men from July to September.

Then, on August 27, in Columbia, South Carolina, the Falcons recorded their first victory, defeating the San Francisco 49ers, 24–17, in a preseason game.

Once the stadium, Atlanta-Fulton County Stadium, was built, Atlantans felt the time was ripe to start pursuing professional football. One independent group which had been active in NFL preseason promotions in Atlanta applied for franchises in both the AFL and the NFL, acting entirely on its own with no guarantee of stadium rights. Another group reported it had deposited earnest money for a team in the AFL.

With everyone running in different directions, some local businessmen worked out a deal and were awarded an AFL franchise on June 7, 1965, contingent upon acquiring exclusive stadium rights from city officials. NFL Commissioner Pete Rozelle, who had been moving deliberately in Atlanta matters, headed on the next plane down to Atlanta to protect his league's claim on the city of Atlanta. He forced the city to make a choice between the two leagues. Of course, on that memorable June 30, Rankin Smith and the NFL were the choice.

The huge void which had been the Southeast without an NFL team was beginning to close. Fans were looking now toward Atlanta. The Falcons expect to be filling that void for a long time.

A new chapter in the history of the Atlanta Falcons began on December 6, 2001. On that day, Arthur M. Blank, the co-founder and retired co-chairman of Atlanta-based Home Depot, reached a preliminary agreement with the Falcons' Taylor Smith to purchase the team. In a special meeting prior to Super Bowl XXXVI in New Orleans on February 2, 2002, NFL owners voted unanimously to approve the purchase.

YEAR-BY-YEAR HISTORY

1966

Rankin M. Smith was awarded, by the National Football League, a franchise for the city of Atlanta for \$8.5 million. At the time there were 14 NFL franchises in existence, eight AFL clubs. Officially, Atlanta became the 23rd professional football club in existence, the 15th in the NFL prior to the merger. An average of 56,526 people filled Atlanta Stadium to watch the Falcons finish their inaugural season at 3-11. The Falcons claimed their first victory on November 20, defeating the New York Giants, 27-16, at storied Yankee Stadium. Head Coach Norb Hecker's team, at the time, became the only expansion team in history not to finish in last place. The Falcons finished in seventh place in a field of eight teams in the NFL's Eastern Conference. The Falcons' first pick in the draft, LB Tommy Nobis, was voted to the Pro Bowl and named Rookie of the Year.

1967

A disappointing second year saw the Falcons finish the season at 1-12-1. While the broad picture looked bleak, there were cameos of excellence that led to a promising future. LB Tommy Nobis was named to his second Pro Bowl and RB Junior Coffey ended the year with 722 yards to finish as the eighth leading rusher in the league and the Falcons' Most Valuable Player.

1968

Norm Van Brocklin was named to replace Norb Hecker as head coach after three games in the season. The 2-12 Falcons won twice after Brocklin's arrival and finished short by a touchdown or less in three other games. DE Claude Humphrey, the Falcons first-round draft choice, was voted NFL Defensive Rookie of the Year for his play at left end. Billy Lothridge, despite having to start at safety, won his second consecutive NFL punting championship. LB Tommy Nobis was also named to his third-straight Pro Bowl.

1969

The Falcons doubled their best victory total ending the season at 6-8. Atlanta started the season with its first victory in a season opener, a 24-12 decision, vs. San Francisco at Fulton County Stadium. Backup QB Randy Johnson was named NFL Offensive Player of the Week for his four-touchdown effort in the Falcons' 48-31 victory over the Chicago Bears on November 16. RB Harmon Wages scored three touchdowns vs. New Orleans on December 7, as he threw, caught and ran for a touchdown in a 45-17 win. The club would finish the season in its highest place yet in the Coastal Division at third. Seven Falcons were named to the Pro Bowl: RB Jim Butler, QB Bob Berry, LB Greg Brezina, K Bob Etter, T George Kunz, TE Jim Mitchell and DB Ken Reeves.

1970

The Falcons completed their fifth season at 4-8-2, but were not far away from having their first winning season as four times Atlanta led deep in the fourth quarter (vs. San Fran-

cisco, Green Bay, Los Angeles and Philadelphia) only to lose or be tied in the final moments. Quarterback Bob Berry had the franchise's first 300-yard passing game vs. the Packers on September 27 and RB Jim Butler set a new club record in rushing with 127 yards on 17 carries in the home opener vs. the 49ers on October 4. Over 30 million viewers saw the Falcons face the Dolphins in Atlanta's first game nationally on Monday Night Football with Miami prevailing, 20-7. Defensive end Claude Humphrey, T George Kunz and LB Tommy Nobis represented the Falcons at the Pro Bowl.

1971

For the first time in team history, ticket prices are raised. Most seats increase in price from \$6 to \$7.50. Head coach Norm Van Brocklin was elected to the Pro Football Hall of Fame. Furman University in Greenville, South Carolina, becomes the third home of the Falcons' training camp. The Falcon uniform is also changed as the team switches to red jerseys. On November 22, Atlanta wins its first nationally-televised game with a 28-21 victory over Green Bay at home on Monday Night Football. The Falcons post their first winning season in history at 7-6-1, after WR Ken Burrow pulls in a winning touchdown pass from QB Bob Berry with 40 seconds remaining in a 24-20 victory over New Orleans on December 19 in the regular-season finale, but still do not qualify for the postseason. DE Claude Humphrey is named to his second-straight Pro Bowl.

1972

Draft rights for Heisman Trophy winner Pat Sullivan of Auburn are obtained as the Falcons make four deals involving six veterans. RB Dave Hampton scores two touchdowns and rushes for a club record of 161 yards as the Falcons stop Los Angeles, 31-3, on October 1 for the team's first victory ever, in 11 games, over the Rams. Fellow RB Art Malone rushes for 103 yards, marking the first time in Atlanta's seven-year history that two backs

1973

Smashing 35 team records, the Falcons defeat New Orleans in the season opener, 62-7. In one of the most dramatic comebacks in the club's history, Atlanta rebounds to defeat the previously unbeaten Minnesota Vikings, 20-14, before a capacity crowd and national-television audience at Atlanta Stadium. The Falcons finish the season at 9-5 for their most wins and best record ever, but lose out to the playoffs by just one game. Rookie kicking specialist Nick Mike-Mayer, DE Claude Humphrey, DE John Zook and T George Kunz were named to the National Football Conference Pro Bowl team on December 18.

1974

Norm Van Brocklin is fired as head coach-general manager after eight games into the season on November 5. Marion Campbell, the Falcons' defensive coordinator since 1969, is named head coach the following day. A record low of 40,202 "no shows" is recorded at Atlanta Stadium as Los Angeles de-

YEAR-BY-YEAR HISTORY

feats the Falcons, 30–7, in sub-freezing weather on December 1. Rookie QB Kim McQuilken, making his second start of the year, leads the Falcons to a season-closing 10–3 victory over Green Bay to finish the team's record for the year at 3–11. DE Claude Humphrey and C Jeff Van Note are selected to represent Atlanta at the Pro Bowl.

1975

The Falcons trade veteran T George Kunz and a draft choice to Baltimore for the No. 1 pick in the 1975 NFL draft. Atlanta also got the Colts' sixth round choice. QB Steve Bartkowski of California, a consensus All-America, is selected by the Falcons as the No. 1 draft choice on January 28. On February 26, Pat Peppler, instrumental in the construction of two Super Bowl championships at Green Bay (1967 and 1968) and Miami (1973 and 1974), is named the Falcons' new general manager. RB Dave Hampton finally cracked the elusive 1,000-yard Club, by gaining 61 yards in the final game of the season against the Green Bay Packers. Those yards pushed his total to 1,002, making him the first back in Falcons history to gain 1,000 or more yards rushing. Atlanta ended the season at 4–10. The Falcons had two players selected to the Pro Bowl following the season: C Jeff Van Note and P John James.

1976

After the club's fourth loss in five starts, Marion Campbell is fired as head coach. Chairman of the Board Rankin M. Smith Sr. names Pat Peppler interim head coach on October 11. Atlanta exploded for 17 points in the fourth quarter to upset playoff-bound Dallas, 17–10, on Nov. 21, before 54,992 fans at Atlanta-Fulton County Stadium. Under Peppler, the Falcons finish the season 4–10. P John James is selected to his second straight Pro Bowl.

1977

The Falcons begin a complete revamping of the front office. On February 1, former Washington Redskin and Dallas Cowboy QB Eddie LeBaron is named General Manager and Rankin M. Smith, Jr. is named President of the team. Leeman Bennett, an assistant coach with the Los Angeles Rams for four years, is named the Falcons' head coach on February 3. During the season, the Falcons defense established a modern-day NFL record of 129 points allowed in a 14-game season, as the club finishes 7–7. The defense gains the popular nickname "The Gritz Blitz": P John James, DE Claude Humphrey and DB Roland Lawrence are named to the Pro Bowl.

1978

On March 30, the Falcons announce plans for a new year-round training site and team headquarters to be constructed in Suwanee, Georgia. The team unveiled new uniforms, which featured silver-gray pants on August 19. The Falcons record their first ever shutout in Atlanta-Fulton County Stadium on October 15, with a 14–0 defeat of Detroit. K Tim Mazzetti kicks five field goals to give Atlanta a 15–7 Monday Night victory

over the Los Angeles Rams on October 30. On December 16, the Falcons clinch their first ever playoff berth when Chicago defeats Washington as the Falcons close out the season with a 9–7 record. QB Steve Bartowski throws two touchdown passes in the final eight minutes to spark a 14–13 Atlanta win vs. Philadelphia in the NFC Wild card Playoff Game on December 24 for the Falcons first-ever playoff victory. The Falcons lose the next week in the Divisional Playoff Game 27–20 at Dallas after squandering a 20–13 halftime lead.

1979

Rookie RB William Andrews establishes a new club single game rushing record with a 167-yard performance at New Orleans on September 2, in his NFL debut. On September 16, QB Steve Bartowski sets a new franchise record for single game passing with 326 yards on 20 of 29 passing against Denver. Running back Lynn Cain becomes the first Falcon player to ever score three touchdowns in a single game as he catches two and rushes for another against Oakland on October 14. In a 31–21 victory over San Francisco on December 16, records were broken for the season by Andrews with 1,023 yards rushing, WR Wallace Francis with 74 catches for 1,013 yards and by Bartowski with 2,502 passing yards (203–379). The Falcons finish the year at 6–10 and C Jeff Van Note is selected to play in the Pro Bowl.

1980

The Falcons go on a nine-game winning streak, starting with a 41–14 rout of New Orleans, to finish with a 12–4 record to capture the team's first-ever NFC Western Division title. The Falcons nine straight wins and 12 wins on the season are both club bests. In a battle of 12–4 teams in Atlanta, the Falcons build a 27–17 lead over Dallas in the NFC Divisional Playoff game, but are defeated by the Cowboys 30–27 in front of the largest crowd in stadium history (60,022). The year features club records in passing from QB Steve Bartowski (3,544 yards and 31 TDs), rushing by RB William Andrews (1,308 yards) and receiving by WR Alfred Jenkins (1,025 yards) plus LB Al Richardson got a takeaway in nine consecutive games as the team garnered a total of 42 takeaways. A record six Falcons are selected to play in the Pro Bowl: Andrews, Bartowski, Jenkins, C Jeff Van Note, T Mike Kenn and TE Junior Miller.

1981

Trailing Green Bay 17–0 after three quarters on the road, the Falcons erupt for an NFL record tying 31 fourth quarter points in a 31–17 win. The team finishes the year at 7–9 and has a club-record seven members selected to the Pro Bowl: T Mike Kenn, QB Steve Bartowski, C Jeff Van Note, WR Alfred Jenkins, RB William Andrews, TE Junior Miller and G R.C. Thieleman. The team will look back on seven losses of five points or less as to why they finished with the 7–9 record. The defeats were by 1,2,2,3,3,3 and 5 points.

YEAR-BY-YEAR HISTORY

1982

Season ticket sales are halted after reaching a club record 55,144 as Atlanta finishes the strike-shortened season at 5-4. For the third time in five seasons, the Falcons go to the playoffs with a playoff-clinching 17-7 victory on national-television at San Francisco on December 19. In the opening round of the playoffs at Minnesota, the Falcons special teams score touchdowns on a blocked punt and a fake field goal to help build a 21-13 lead in the second half. But the Vikings rally for 14 points in the 4th quarter to win 30-24. T Mike Kenn, G R.C. Thielemann, C Jeff Van Note and RB William Andrews are selected to the Pro Bowl.

1983

The Falcons end the year with a 7-9 record as new head coach Dan Henning takes over the team. DE Kenny Johnson became only the 12th player in NFL history to score two touchdowns in the same game on interception returns as Atlanta defeats Green Bay 41-34 in overtime. Running back William Andrews sets a new club record with 331 rushing attempts for 1,567 yards. QB Steve Bartkowski has his third 3,000-yard season and set a team mark with a 63.4% completion rate and just a 1.1% interception rate (5 interceptions in 432 passing attempts), while C Jeff Van Note starts his 200th game as a Falcon on December 18.

1984

RB Gerald Riggs takes over for the Falcons' all time leading rusher William Andrews who is out for the season after knee surgery. On opening day at New Orleans, Riggs sets a new club record with 35 attempts for 202 yards in a 36-28 win. This begins the first of three consecutive 1,000-yard seasons for Riggs who carries 483 times over 18 games without fumbling. The Falcons finish the year at 4-12.

1985

PR Billy "White Shoes" Johnson became the NFL's all-time leading punt returner as he gains 58 yards in the season opener versus Detroit on September 8. On the final game of the season, RB Gerald Riggs runs for 158 yards, his 9th 100-yard game of the year, in a 16-10 win at New Orleans to finish the season with 1,719 yards and leads the NFC in rushing, while being named to the Pro Bowl. The team ends their second straight season at 4-12. Eddie LeBaron, Vice President and CEO, is dismissed, while former Falcon head coach Marion Campbell is hired as defensive coordinator.

1986

The Falcons soared to four straight wins by beating New Orleans, St. Louis, Dallas and Tampa Bay for the best-ever start in club history. On December 14, Atlanta Fulton-County Stadium played host to C Jeff Van Note day as the 18-year veteran center was honored after 246 games. With all his family present, Van Note was presented gifts including a vintage 1957

Chevy (symbolic of his jersey #57 and being a classic). K Mick Luckhurst extended his club record to 117 consecutive PATs, as the team lost seven of their last nine contests to end the year at 7-8-1. G Bill Fralic and RB Gerald Riggs were selected to represent the Falcons at the Pro Bowl.

1987

For the second time in his career, Marion Campbell is named head coach of the team. After being defeated 48-10 at Tampa Bay in the season opener the Falcons rebound claiming victory over the eventual World Champion Washington Redskins 21-20 in front of over 50,000 fans at Fulton-County Stadium on September 20. Also on that day, PR Billy "White Shoes" Johnson added another milestone to his brilliant career by becoming the NFL's all-time leading punt returner by recording his 259th lifetime return. On September 22, the NFL Players Association walk off the job for the second time in five years, but only one game is cancelled. The League's owners decide to continue with replacement players. RB Gerald Riggs becomes the club's all-time leading rusher with 5,987 yards, surpassing William Andrews on December 6. P Rick Donnelly and WR Sylvester Stamps claim a pair of NFL individual titles as they finish the season with the league's punting title with a 44.03 average and a league-best 27.5 kickoff return average, respectively. The Falcons end the year with a 3-12 record, while G Bill Fralic and Riggs are named to the Pro Bowl.

1988

An improving Falcons defense was among the best in the NFL during the second half of the season as Atlanta finishes the '88 campaign at 5-11. Atlanta's "baby boomers" (average age of 25) allowed only six touchdowns over the final seven games. CB Scott Case laid claim to a spot in the Pro Bowl by being named NFC Defensive Player of the Month for November. Case picked off 10 passes on the season to finish atop the league charts and set a Falcons record for interceptions in a season. Running back John Settle put his name in the league record book by becoming the first free agent in NFL history since the 1970 merger to gain 1,000 yards in a season with 1,024 yards. G Bill Fralic joined Case and Settle in the Pro Bowl following the season.

1989

CB Deion "Prime Time" Sanders, who after a lengthy holdout, reports to camp and takes part in practice on Friday and a Saturday walk-through before the season opener versus the Los Angeles Rams. In the first quarter, Sanders returns a punt 68 yards for a touchdown. After hitting a home run for the New York Yankees earlier in the week, it makes him the only modern day athlete to hit a homerun and score a touchdown in the same week. G Bill Fralic goes to a fourth consecutive Pro Bowl, the only guard in the NFL to do so, and is named to the 2nd team of the All-NFL team of the 80's. Rookie WR Shawn Collins leads all NFL rookies and sets a club rookie mark with 58 catches, while Sanders gains post-season recognition by

YEAR-BY-YEAR HISTORY

leading all rookie defensive backs with five interceptions and gaining over 1,000 yards in return yardage. Head coach Marion Campbell announces his resignation after 12 games (3–9); leaving assistant head coach Jim Hanifan to take over for the final four games. The team ends the season with a 3–13 mark.

1990

Former Falcons defensive coordinator and Houston Oilers head coach Jerry Glanville accepts the offer to become the Falcons 9th head coach in franchise history. The team announces plans for their 25th Anniversary season that includes going back to the original black jerseys of 1966. In addition, black helmets are unveiled along with the anniversary logo patches for the uniforms. With the number one pick in the draft, Atlanta trades with Indianapolis for six-time Pro Bowl lineman T Chris Hinton, all-rookie WR Andre Rison and the following year's #1 pick. The Falcons close their first-ever undefeated preseason at 4–0 with a 45–14 win over New England. On September 9, Houston comes to town to face Atlanta and their former coach, but the Falcons prevail scoring three defensive touchdowns en route to a 47–27 victory. The Falcons led the NFL with a 3.3 per carry rush defense as the team moved up in over 20 statistical categories from the previous season to finish the year at 5–11. LB Jessie Tuggle led the NFL in tackles with 201 and Rison sets a club mark with 82 pass receptions on his way to a Pro Bowl berth.

1991

The Falcons proved to be one of the most exciting and entertaining teams of the NFL in '91, winning six straight games down the stretch and eight of their last 11 contests, to earn a playoff berth at 10–6. Atlanta had the second most wins in club history with 11 and captured their first road playoff victory at New Orleans. The Falcons also made team history by sweeping through their NFC West road trips by defeating the Saints, Rams, and 49ers, giving San Francisco their only home loss on the season. A sellout crowd witnessed the Falcons final home game of the 1991 season, as well as Atlanta's final game in Fulton-County Stadium. The Falcons defeated Seattle, 26–13, to run their home win streak to five straight. CBs Deion Sanders and Tim McKyer both co-led the NFC in interceptions with six apiece. Sanders was joined at the Pro Bowl by teammates WR Andre Rison, QB Chris Miller and T Chris Hinton.

1992

On August 23, a sold-out crowd and a national TV audience saw the Falcons win the first-ever football game in the new Georgia Dome, 20–10, over the Philadelphia Eagles. In the regular season opener in the Dome, Atlanta scored on their first four possessions en route to a 20–17 win over the New York Jets before another sellout crowd. The Falcons led the NFL with a club record 33-touchdown passes and became the only team to have 30 or more touchdowns in both '91 and '92. The 336 pass completions were a club season best as were the 194 passing first downs. WR Andre Rison set a club record

with 93 receptions and became the first player in NFL history to have 300 catches in their first four years in the league. The Rison-WR Michael Haynes tandem netted 21 touchdowns to lead the NFL for the second straight year (23 in '91). The team finished the season with a 6–10 record as Rison, DB Deion Sanders, LB Jessie Tuggle and special teams standout Elbert Shelley were named to the Pro Bowl.

1993

Led by Pro Bowlers WR Andre Rison, QB Bobby Hebert, S Elbert Shelley and PK Norm Johnson, Atlanta's offense scored over 300 points for the fourth consecutive season. Rison scored a club record 15 TDs and set a new standard for the most receptions in his first five seasons with 394. Hebert finished third in the NFL with a career-high 24 touchdown passes and had the NFL's longest play of the year, a 98-yard strike to WR Michael Haynes. Johnson nearly had a perfect season, connecting on 26-of-27 field goals (.963), while stretching his consecutive FG streak to 26 in-a-row, the second best mark in NFL history. Pro Bowler CB Deion Sanders continued to be an impact player, picking off seven passes while shutting down the league's top receivers. Third-year RB Erric Pegram made a name for himself, rushing for 1,185 yards, the fourth highest total in '93 as the team ended the year for a second straight season at 6–10.

1994

June Jones was named the Falcons' 10th head coach on January 24 replacing Jerry Glanville who resigned following the 1993 season. The '94 season was trademarked by the way the team started and ended each game. The Falcons came out ready to play in the first quarters, rolling up a combined 93–61 advantage in those first 15 minutes of play. Atlanta also had the lead in 14 of the 16 games they played in and led 12 of those 16 games, heading into the fourth quarter only to finish the year with a 7–9 record. In 11 of the 16 games, the Falcons had the lead at the two-minute warning only to falter in the end. Wide receiver Terance Mathis closes out a brilliant season with a club record 111 receptions, the fourth highest total of all-time. His 1,342 receiving yards ranks second on the Atlanta's all-time charts. For his efforts, he is voted to the '95 Pro Bowl along with teammates LB Jessie Tuggle and S Elbert Shelley.

1995

In what would be Atlanta's first playoff season since 1991, the Falcons ended the regular season with a 9–7 mark, while establishing some club and league records along the way. K Morten Andersen, who was signed as a free agent from New Orleans before training camp, sets an NFL- mark with three field goals from beyond 50 yards in one game. Shots from 55, 55 and 51 capped a 19–14 victory over Andersen's former Saints teammates to give Atlanta their first sweep of New Orleans since 1985. Needing a win to make the playoffs, the Falcons pull off the improbable, defeating the defending World Champion 49ers, 28–27, in front of a frenzied crowd at

YEAR-BY-YEAR HISTORY

the Georgia Dome on Christmas Eve. Quarterback Bobby Herbert connects with WR Terance Mathis on two touchdowns, including the game-winner, as Mathis makes an incredible run to the end zone with 1:45 remaining. Atlanta establishes an NFL record by having four players each gain 1,000 yards, including WRs Eric Metcalf (1,189), Terance Mathis (1,039), Bert Emanuel (1,039) and RB Craig Heyward (1,083). Quarterback Jeff George, meanwhile, became only the 18th quarterback in league history to have over 4,000 yards passing in a season by finishing with 4,143 yards. LB Jessie Tuggle, S Elbert Shelley, DE Chris Doleman, Andersen and Hayward were named to the Pro Bowl.

1996

Only one season after earning a wild-card berth, Atlanta tied a club-mark for most losses and finished with the third-poorest winning percentage (.188) in team history with a 3–13 mark. A 31–15 victory over the Saints on December 8 snapped a 10-game road losing streak and provided the team with its first NFC West win outside the Georgia Dome since an overtime win in New Orleans on September 17, 1995. In a lone bright spot, RB Jamal Anderson became the seventh Falcons player in club history to rush for over 1,000 yards in a season, gaining 1,055 on the year. With Anderson's accomplishment, the Falcons were the only NFL team to have three different players in the past four years to gain 1,000 yards. On December 23, head coach June Jones was dismissed from the team.

1997

On January 3, Dan Reeves is named the 11th head coach in franchise history as he comes to Atlanta as Executive Vice President of Football Operations/Head Coach. After a difficult 1–7 start, the Falcons went 6–2 in their final eight games to finish 7–9, marking one of the best second-half comebacks in NFL history. QB Chris Chandler came on strong and ranked second in the NFL in QB rating (95.1) on his way to his first Pro Bowl appearance, joining teammate LB Jessie Tuggle. The real story of the season, however, was the tremendous play of the defensive line, which established a club record 55 sacks to rank 2nd in the NFL. DE Chuck Smith (12.0 sacks) and DT Travis Hall (10.5 sacks) led the charge. Team owner and founder Rankin M. Smith passed away on October 26 from heart complications just hours before the Falcons were to play a nationally televised game at Carolina. The 72-year old was remembered at a Tuesday memorial service as a quiet, behind-the-scenes "pioneer" who helped bring professional sports, and other major contributions, to his beloved city of Atlanta.

1998

The Falcons, who jumped from a 7–9 finish in 1997 to a franchise record 14–2 in 1998, specialized in quick turnovers. In one of the more heart felt stories of the year, head coach Dan Reeves underwent quadruple bypass surgery and a mere five weeks later coached his team to a 30–27 overtime victory against Minnesota to capture the NFC Championship that

matched the Falcons against the Denver Broncos in Super Bowl XXXIII in Miami. The team accomplished many firsts in 1998 with the first-ever 8–0 home mark, best overall record at 14–2, most points in a season with 442 that included a best 53 touchdowns and a league-high 44 takeaways. Atlanta was paced by RB Jamal Anderson, who set a team record with 1,846 yards rushing, including an NFL high 12 100-yard games. The Falcons dubbed themselves the "Dirty Birds" and Anderson created a touchdown dance to fit the name. The dance, which even consisted of flapping arms to act like wings, was introduced when TE O.J. Santiago celebrated his two-touchdown effort following a 41–10 victory at New England in early November. The fever it generated captivated a national audience as well as brought the Falcons to the front of the Atlanta sports scene. Dan Reeves joining Anderson on stage for a rendition of the "Dirty Bird" following the NFC Championship trophy presentation was a lasting highlight of the team's journey to the Super Bowl. Reeves, who was named NFL Coach of the Year, guided his Falcons to just the second NFC West title in the 33-year history of the franchise. QB Chris Chandler, CB Ray Buchanan, S Eugene Robinson, LB Jessie Tuggle and T Bob Whitfield joined Anderson in representing the Falcons in the Pro Bowl.

1999

The Atlanta Falcons entered the 1999 season with the hopes of defending their 1998 NFC Championship crown and becoming the first NFL team ever to reach the Super Bowl in its own stadium. The Georgia Dome was the site of Super Bowl XXXIV. Unfortunately the setbacks of an 0–4 start led the Falcons to a disappointing 5–11 finish. In Week 2 against the Dallas Cowboys in a Monday Night Football matchup at Texas Stadium, RB Jamal Anderson was lost for the season with a knee injury. The Falcons did reach some milestones through the season. WR Terance Mathis became the club's all-time leader in receptions with a 12-catch, 166-yard performance in a Monday Night Football game at Pittsburgh. LB Jessie Tuggle had his 12th-straight 100-tackle season after finishing with a team-leading 122 total tackles.

2000

After a 2–1 start that included victories over two key NFC West opponents, the Falcons season took a turn for the worse with a 4–12 final record. The Falcons suffered several key injuries including a season-ending foot injury to LB Keith Brooking after five games and LB Jessie Tuggle in the eighth game of the season. RB Jamal Anderson returned to action following a 1999 season-ending knee injury, starting all 16 games and finishing with his fourth 1,000-yard season with 1,024 yards. K Morten Andersen began the season with a five-field goal game vs. San Francisco and then ended the year with five field goals in the season-finale vs. Kansas City. In the process he became the Falcons all-time leader in both field goals and points. Wide receiver Terance Mathis became the club's all-time leader in receiving yards to pass WR Alfred Jenkins in that category. Rookie CB Darrick Vaughn, the Falcons seventh

YEAR-BY-YEAR HISTORY

round draft choice, led the NFL with a 27.7 average and three kickoff returns for a touchdown. That average and the three touchdowns are both Falcons single-season high marks.

2001

The 2001 Atlanta Falcons entered Week 15 with a matchup at Miami with a 7-7 record and still alive in the NFC playoff race. Three controversial calls by the officials and two goal line stands by the Dolphins defense ended the Falcons post-season hopes with a 21-14 defeat. The next week the Falcons traveled to St. Louis and lost 31-13 to finish the year with a disappointing 7-9 record. Even with two overtime losses to San Francisco when the Falcons squandered fourth quarter leads, Atlanta jumped to a 6-4 record before winning just one of their remaining six games. Included in the wins was a big 23-20 victory over the Green Bay Packers at Lambeau Field, highlighted by a 352-passing effort by QB Chris Chandler. Long after memories of the disappointing 2001 season end, the year will be remembered for the nucleus of young players that emerged and will hopefully lead the Falcons to a successful future. Among the group of young players that stood out were Pro Bowl LB Keith Brooking, who had 10 or more tackles in 11 of the team's 16 games, and first-round draft pick QB Michael Vick. Vick had the normal growing pains of any rookie quarterback, but in the Miami game Vick, who played following an elbow injury to Chandler, showed flashes of his potential, completing 11 of 20 passes for 214 yards with a touchdown and gaining 63 yards rushing on five carries. Among his highlights were a 52-yard pass to WR Brian Finneran and a 23-yard scramble for a first down on a 4th and 15 play. A renewed Chandler led the team to a 6-4 record in games where he started and finished, and DE Patrick Kerney had a breakout year with a team-leading 12.0 sacks. The day before the draft, the Falcons obtained the first pick in a trade with San Diego and used the pick on Vick, who is expected to be the quarterback of the future. In another historical move, team President Taylor Smith agreed to sell the team to local businessman Arthur Blank, who was approved by the NFL owners the day before the Super Bowl. A week before the final preseason game the end of an era came upon the Falcons when LB Jesse Tuggle retired following 14 seasons in Atlanta. The example he set helped his replacement Brooking, who was moved from the weakside linebacker spot to the middle, spring to the top of the middle linebacker lists in the NFL with a career-high 167 tackles.

2002

The Atlanta Falcons began the Arthur Blank era with a 9-6-1 record and a berth in the playoffs as a Wild Card participant. Blank helped resurrect the excitement in the Georgia Dome with added value to the fans with increased tailgating, parking and entertainment. The fans responded with every game being sold out. After beginning the year with a 1-3 record, head coach Dan Reeves and QB Michael Vick led the Falcons to an NFL-best eight-game unbeaten streak (7-0-1). The Falcons set records and showcased numerous highlights during

that stretch. In a game at Pittsburgh, the Falcons rallied from a 34-17 deficit with just over eight minutes to play to tie the game at 34-34. The Falcons also shutout Carolina two times with a 30-0 victory at the Dome and a 41-0 win in Charlotte. The Falcons finished the season with a team-record 23 rushing touchdowns and a franchise-best eight games with 30 or more points. After finishing 30th in rushing in 1999, 28th in 2000 and 16th in 2001, the Falcons improved to 4th in the NFL in 2002. On the defensive side of the ball, new defensive coordinator Wade Phillips made a switch to a 3-4 defensive alignment that helped the team finish third in interceptions with 24, second in takeaways with 39 and fourth in sacks with 47. In his first season as a starter, Vick earned a Pro Bowl berth to become just the sixth quarterback to be voted to the Pro Bowl in his first year as a starter. Vick rushed for 173 yards in an overtime win at Minnesota, the highest single-game rushing total for an NFL quarterback ever. Vick also had the longest run ever by a Falcons quarterback with a 46-yard game-winning touchdown in overtime against the Vikings. LB Keith Brooking earned his second consecutive Pro Bowl berth after setting a career-high with 212 total tackles. In the postseason, the Falcons became the first team ever to defeat the Green Bay Packers in the postseason at Lambeau Field with a 27-7 win to advance to the second round of the NFC playoffs. The Falcons season came to an end the next week with a 20-6 loss against the Philadelphia Eagles at Veterans Stadium in an NFC Divisional playoff game.

2003

One season removed from a playoff berth and a historical win over Green Bay in the playoffs, the 2003 Falcons fell to 5-11. Injuries and a lack of consistency punctuated the Falcons 2003 season. QB Michael Vick, who played a large role in the Falcons' push for the playoffs in 2002, suffered a broken right leg in the second preseason game against Baltimore and did not return until the 11th game of the regular season in a relief appearance at Houston. Strong first half efforts would give way to second half heartbreak as the Falcons went 2-6 in the eight games which they led at the half. The Falcons defeated the Dallas Cowboys in the regular season opener, 27-13, before losing their next seven contests. They did not win again until the ninth game of the season when they went on the road and defeated the New York Giants 27-7. The victory gave Falcons head coach Dan Reeves the 200th win of his career. One year after setting the NFL single-game record for most yards rushing by a quarterback, Vick went out and rushed for a 141 yards in his first start of the season against the Panthers. His rushing performance marked the third-highest single game rushing total by a quarterback in NFL history. Three days after the victory against the Panthers, Reeves, who coached the Falcons for seven seasons, was released from his contract on December 10. Defensive coordinator Wade Phillips took over as interim coach for the final three games. In the days leading up to the Buccaneers game in Week 16, Rich McKay, who for the previous eight seasons was general manager of the Buccaneers, was named president and general manager of

YEAR-BY-YEAR HISTORY

the Falcons on December 15. Less than two weeks after the conclusion of the season, Jim Mora was named head coach on January 9, 2004. LB Keith Brooking and TE Alge Crumpler were named to the Pro Bowl, with Crumpler earning a starting nod on the NFC squad.

2004

First year Head Coach Jim Mora's fiery, motivating style of coaching becomes contagious and resonates with his team as the Falcons match the best start ever in team history at 4-0 on their way to a 6-2 halfway record. The aggressive approach on both offense and defense pays off and masks the potential growing pains of new offensive and defensive systems being implemented. The birds clinch just their third division title in team history in high fashion in a 35-10 rout of the Oakland Raiders in Week 14 as RB T.J. Duckett establishes a new team record with four rushing touchdowns. The club finishes the regular season with an 11-5 record, a first round playoff bye, and sets numerous milestones, including leading the NFL in rushing for the first time ever with a team record 2,672 yards and a club-best a 5.1 per carry average, as well as a League-high 48 sacks, which also is the first time that feat has been accomplished. The Falcons defense soars 18 spots from the last in the League in 2003 to 14th in total defense and scoring defense under new architect Ed Donatell. Atlanta blasts St. Louis 47-17 in the Divisional Playoff game at the Georgia Dome in one of the most dominant rushing performances in postseason history, racking up 327 yards rushing, the fourth-highest total ever. The Falcons' dream of a Super Bowl trip is ended the following week in a 27-10 defeat at Philadelphia in the NFC Championship Game, the second NFC Title appearance in team history. Mora garners votes for NFL Coach of the Year and becomes just the 11th head coach in NFL history to capture a Division title in his first season. QB Michael Vick, TE Alge Crumpler, LB Keith Brooking, DE Patrick Kerney and returner Allen Rossum go to the Pro Bowl, the most Falcons players since 1998 Super Bowl season.

2005

The Falcons soar to a 6-2 first half record despite numerous injuries on defense that force rookies into the starting lineup and a shuffling of linebacker positions after five games. Atlanta records a perfect 3-0 mark on Monday Night Football (and 4-1 record in nationally-televised games). The growing pains catch up to the Falcons in the second half of the season though and the team finishes 8-8. Atlanta's offense again leads the NFL in rushing yards with 2,546 yards and average at 4.8. RB Warrick Dunn enjoys a career year with a career-high 1,416 rushing yards en route to earning his Pro Bowl since 2000. TE Alge Crumpler leads the team in receptions with a career-best 65 catches for a career-high 877 receiving yards. QB Michael Vick passes for 2,412 yards with 15 touchdowns and rushes for 597 yards and six scores. LB Keith Brooking leads the club again in tackles with 150 as he moves over to MLB after a season-ending Achilles injury to Edgerton Hartwell in Week 5 forces a chain reaction of wholesale changes

in the linebacker department. Rookies such as LB Michael Boley and DL Jonathon Babineaux, Chauncey Davis and Darrell Shropshire are pressed into major duty due to injuries. DT Rod Coleman leads all interior linemen with 10.5 sacks. Dunn, Crumpler, Vick, Brooking, Coleman and CB DeAngelo Hall are voted to the Pro Bowl by their peers and are the most Pro Bowlers since the 1998 Super Bowl season.

2006

Similar to the second half of 2005, the Falcons start out 5-2 in first half of play only to limp to 2-7 down the stretch. Head Coach Jim Mora is dismissed from his contract after three years following the 7-9 season. The Falcons lead the NFL in rushing again for the third straight year with a franchise record 2,939 yards, which is the ninth-highest total in NFL history. Michael Vick becomes the first quarterback in League history to rush for over 1,000 yards with 1,039. With RB Warrick Dunn's 1,140 rushing yards, Vick and Dunn become only the fourth set of backfield teammates to both eclipse the century mark in the same season in NFL history. Vick also adds a career-high 20 touchdown passes. TE Alge Crumpler is named to his fourth straight Pro Bowl as he leads the team in receiving and adds a career-high eight touchdowns. CB DeAngelo Hall also is voted to the Pro Bowl but first year as a starter. K Morten Andersen becomes the NFL's all-time leading scorer and all-time leader in career field goals.

2007

The Falcons placed a franchise record 16 players on injured reserve which included seven starters over the course of the season. Atlanta also witnessed its starting quarterback be suspended by the NFL prior to the start of the year while its Head Coach Bobby Petrino left the team following Week 14. With a 4-12 record, the Falcons did see some positive results however. Wide receiver Roddy White became the Falcons first 1,000-yard receiver since 1999 and running back Warrick Dunn became the 22nd player in league history to amass 10,000 career rushing yards. Kicker Morten Andersen and quarterback Chris Redman each received NFC Player of the Week accolades.

2008

In just one season, the Atlanta Falcons rebounded from four wins in 2007 to an 11-5 regular season record and the team's first playoff berth since 2004. The '08 campaign was a year of firsts as first year Head Coach Mike Smith and first year quarterback Matt Ryan became the first rookie head coach and quarterback duo to compete in a playoff contest since 1945 when the Cleveland Rams accomplished the feat. In Smith's stellar first season, he also became only the fourth Head Coach in franchise history to record 11 or more victories in a single year en route to Associated Press Coach of the Year honors. The distinction marked only the second occasion a Falcons coach earned the award in franchise history. The Falcons witnessed an entire team effort in the turnaround as an organization with a fresh look that took the NFL by storm,

YEAR-BY-YEAR HISTORY

winning five of their last six games on the way to a second place finish in the NFC South Division. Atlanta garnered two Pro Bowl selections in running back Michael Turner and wide receiver Roddy White who also made their first visits to the league's all-star game. Quarterback Matt Ryan earned Associated Press Offensive Rookie of the Year honors and was named NFC Rookie of the Month (October), a first in both categories in team history. The Falcons also finished the regular season with five NFC Player of the Week accolades. Turner earned the honor on three occasions, while Ryan was named NFC Offensive Player of the Week after his performance against the Oakland Raiders in Week 9 and wide receiver Harry Douglas was named NFC Special Teams Player of the Week after returning a punt 61 yards against Carolina in Week 12. In his first season with the Falcons, Turner was tied for second in the final NFL MVP voting as he finished second in the league in rushing (1,699 yards) while topping the 1,000-yard plateau for the first time in his career. Turner also posted 17 rushing touchdowns, which set a new franchise record. White also logged a career year as he set a new franchise record with 1,382 receiving yards in a single-season while becoming the first wide receiver in team history to post back-to-back 1,200-yard campaigns. Defensively, John Abraham set a new team record and a personal best with 16.5 sacks, topping the old record of 16.0 held by Joel Williams, which was set in 1980. At the conclusion of the year, Coach Smith (Coach of the Year), Matt Ryan (Rookie of the Year) and General Manager Thomas Dimitroff (Executive of the Year) all earned honors from Sporting News Magazine, becoming the first trio in the publication's 132-year history to sweep the awards.

2009

The Falcons concluded the 2009 campaign with a 9-7 record and back to back winning seasons for the first time in the franchise's 44-year history, which includes an 11-5 record in 2008. Atlanta ended the season with three consecutive victories and a series sweep over NFC South Division rival Tampa Bay. After two seasons, Falcons Head Coach Mike Smith compiled a coaching record of 20-12 (.625), which is the second-best winning percentage for an Atlanta head coach in their first two seasons with the team. He sits behind Dan Reeves who totaled a 21-11 mark

(.656) from 1997-98. As a starter, quarterback Matt Ryan finished the 2009 campaign with a 6-0 home record and after two seasons is 13-1 starting under center. The 2009 season featured many team and individual accomplishments, but none as impressive as wide receiver Roddy White who finished the season with 85 receptions for 1,153 yards and a career-high 11 touchdowns. He became only the second receiver in franchise history to register three consecutive 1,000-yard receiving seasons. Tight end Tony Gonzalez, who led all tight ends in NFL history at seasons end in receptions (999), yards (11,807) and touchdowns (82), became the 21st player in NFL history to surpass 11,000 career receiving yards. Among other accomplishments, Gonzalez set the Falcons single-season re-

ception record for tight ends with 83. Defensively, Jonathan Babineaux led the team with a career-high six sacks. Cornerback Brent Grimes finished the year with a team-leading six interceptions and safety Thomas DeCoud was named NFC Defensive Player of the Week (6) for his performance against the Chicago Bears.

2010

The Atlanta Falcons finished the 2010 regular season with a 13-3 record, marking the team's second highest win total in franchise history. The Falcons also claimed the NFC South title and earned the top seed as well as home field advantage in the NFC Playoffs. Combined with an 11-5 record in 2008 and a 9-7 record in 2009, Atlanta has now posted three consecutive winning seasons for the first time in club history and has earned two playoff berths in the last three seasons. In 2010, the Falcons sent a franchise record and NFL-best nine players to the Pro Bowl with DE John Abraham, TE Tony Gonzalez, FB Ovie Mughelli, QB Matt Ryan, RB Michael Turner, WR/ST Eric Weems, and WR Roddy White all voted in, while T Tyson Clabo and CB Brent Grimes were added as alternates at the end of the season. The Birds went 7-1 at the Georgia Dome this season, which was tied for the second-best home record in a single-season in franchise history. This is the fifth time in club history that the team has posted a 7-1 home record, including twice under Head Coach Mike Smith. Only the 1998 team posted a better record, going 8-0 at home. Additionally, Atlanta posted a 5-1 record against NFC South opponents. Since 2008, the Falcons are 11-7 against division foes. Ryan had a breakout season in his third year under center, throwing for a career-high 3,705 yards, 28 touchdown passes and a 91.0 passer rating. Meanwhile, White set new franchise records with 115 catches and 1,389 receiving yards. White also posted his fourth straight 1,000-yard season and earned All-Pro honors. For the second time since 2008, the Falcons had a 3,000-yard passer, 1,000-yard receiver, and a 1,000-yard rusher, as Turner led the NFC with 1,371 yards and a team-high 12 touchdowns on the ground. Gonzalez continued his climb in the NFL record books, becoming the first tight end in League history to record 1,000 career receptions and his 1,069 catches ranks sixth all-time and second among all active players. His six touchdown catches in 2010 tied him with WR Don Maynard for 10th on the NFL's all-time touchdown receptions list with 88 career TDs and his 12,463 receiving yards are 15th all-time. Defensively, Abraham regained his 2008 form posting 13.0 sacks and two forced fumbles, while Grimes and S William Moore shared the team lead with five interceptions each and Grimes posted a franchise record 23 passes defended. LB Curtis Lofton led the team in tackles for the second consecutive season with 142 total tackles (101 solo). Atlanta captured the NFC South title for the second time since the NFL's realignment in 2002 and it was the fourth time in team history that the Falcons won their division (1980, 1998, 2004, 2010).

YEAR-BY-YEAR HISTORY

2011

The Atlanta Falcons concluded the 2011 season with a 10-6 record, marking the first time in franchise history that the team has recorded back-to-back seasons with at least 10 wins and third time in the last four seasons. The Falcons captured the fifth seed in the NFC, notching consecutive playoff berths for the first time in franchise history.

The Falcons also clinched a playoff berth for the third time in the last four seasons. Under Head Coach Mike Smith, the Falcons are the only NFC team to post winning records in each of the last four seasons (2008-11).

Smith has posted a four-year record of 43-21, which is not only the best four-year mark in team history, but ranks among the best records in NFL history for first-time head coaches. Smith is tied with Bill Cowher (Pittsburgh - '92-95), Mike Martz (St. Louis - '00-03), Mike Sherman (Green Bay - '00-03), and Mike Tomlin (Pittsburgh - '07-10) for the fourth-best four-year record among first-time head coaches.

The Birds wrapped up the 2011 campaign in record setting fashion, as QB Matt Ryan, RB Michael Turner and WR Roddy White all established new franchise bests. Ryan broke the franchise record for passing yards in a single season after eclipsing QB Jeff George's club record of 4,143 yards set in 1995. Ryan finished the 2011 season with 4,177 passing yards, 29 touchdown passes and a 92.9 quarterback rating, all career highs. White became the Falcons all-time leading receiver with 7,364 career receiving yards, breaking Terance Mathis' franchise record of 7,349 yards set between 1994 and 2001. The seventh year receiver out of UAB also finished the season with 100 receptions and became the first player in team history to record multiple 100-catch seasons. Turner also got in on the action, breaking Gerald Riggs' franchise record of 48 rushing touchdowns set between 1982 and 1988. "The Burner" led the NFC in rushing yards with 1,340 yards and added 11 touchdowns on the season.

In addition, TE Tony Gonzalez continued his ascension in the NFL record books, becoming the NFL's second all-time leading receiver with his 1,149 career receptions and climbed to 11th in League annals with his 13,338 career receiving yards and was named to his 12th Pro Bowl.

Defensively, the Falcons enjoyed a breakout season from LB Sean Weatherspoon, who finished the season with a career-high 127 tackles (86 solo) and four sacks. LB Curtis Lofton led the team in tackles for the third consecutive year with 167 tackles (101 solo) and added two interceptions. DE John Abraham continued to wreak havoc on opposing quarterbacks, notching 9.5 sacks and four forced fumbles.

2012

The Atlanta Falcons finished the 2012 season with a 14-4 overall record and hosted the NFC Championship Game for

the first time in franchise history. In five seasons under Head Coach Mike Smith, the Falcons have posted five consecutive winning seasons and earned four trips to the playoffs. Under Smith, the Falcons have posted a 56-24 record and their 56 wins are the second most in the NFL during that time and Atlanta's .700 winning percentage is the second-best mark in the NFL over the last five seasons trailing only the New England Patriots (60-20, .750).

Smith earned NFL Coach of the Year honors from the Sporting News for the third time in the last five seasons after guiding the Falcons to an NFC best 13-3 record in 2012. He also set a franchise record for most career coaching wins (56).

QB Matt Ryan enjoyed his best season, setting single-season franchise records for passing yards (4,719), pass attempts (615), completions (422), touchdown passes (32) and 300-yard games (7) en route to his second career Pro Bowl selection. In 2012, additionally, Ryan's 56 career wins are the most by any quarterback in his first five seasons in NFL history.

TE Tony Gonzalez continued to show that he is one of the premier tight ends in the NFL, catching 93 passes for 930 yards with eight touchdowns in 2012. Gonzalez was selected to the Pro Bowl for the 13th time in his career last season. He currently ranks second in NFL history with 1,242 career receptions and his 103 career touchdown catches are the sixth most in League annals.

WR Roddy White became just the fifth player in NFL history to post three straight seasons with 90-or-more receptions and 1,200-or-more yards with his 92 catch, 1,351 yard out put in 2012.

WR Julio Jones joined White to create one of the NFL's best receiving tandems as the duo became the first set of Falcons teammate to post 1,000 receiving yards each since 1998. Jones finished 2012 with 79 catches for 1,198 yards and 10 touchdowns.

The Falcons boasted five Pro Bowlers in 2012, including Ryan, Gonzalez, Jones, S Thomas DeCoud and S William Moore. The duo of DeCoud and Moore combined for 11 takeaways, including 10 INTs & one fumble recovery, which resulted in 33 points during the 2012 season.

2013

The Atlanta Falcons finished the 2013 season with a 4-12 overall record, marking the club's first losing season since 2007. Despite their struggles in 2013, the Falcons have compiled a 60-36 regular season record (.625) which is tied for the sixth best record in the NFL over the last six seasons.

TE Tony Gonzalez closed out his career with another strong season, catching 83 passes for 859 yards, and a team-leading eight touchdowns to earn his 14th career Pro Bowl selection.

YEAR-BY-YEAR HISTORY

He exits the game as one of its all-time greats ranking second on the NFL's all-time receptions list (1,325), fifth in League history in receiving yards (15,127), and sixth in touchdown catches (111). Gonzalez owns nearly every NFL record at the tight end position including, receptions, receiving yards, touchdowns, 100-yard games, Pro Bowl appearances, and 1,000-yard seasons (four). In five seasons with the Falcons, Gonzalez caught 409 passes for 4,187 yards with 35 touchdowns while earning four straight Pro Bowl nods from 2010-13.

QB Matt Ryan continued to rewrite the Falcons record books in his sixth NFL season, topping his own franchise records for attempts (651) and completions (439) while breaking QB Steve Bartkowski's record for career passing yards with 23,472. In 2013, Ryan threw for 4,515 yards with 26 touchdowns and 17 interceptions. He is the first quarterback in club history to throw for 4,000 yards in three straight seasons and his 67.4 completion percentage ranked fourth in the NFL last season.

WR Harry Douglas had a breakout season in 2013, stepping into a key role after injuries to Julio Jones and Roddy White. Douglas recorded his first 1,000-yard season, shattering his career-highs with 85 receptions, 1,067 yards, and two touchdowns.

Defensively, the Falcons were paced by S William Moore who emerged as a team leader in his fifth season. Moore tallied 127 total tackles (83 solo) with eight passes defended, three interceptions, three forced fumbles, two fumble recoveries, and three tackles for loss. The Falcons also saw two rookies blossom into key starters as CB Desmond Trufant set a franchise rookie record with 17 passes defended and LB Paul Worrilow led the team with 137 total tackles (92 solo).

2014

The Atlanta Falcons finished the 2014 season with a 6-10 overall record, which gave the club its first back-to-back losing seasons since the 2006 and 2007 seasons. Head Coach Mike Smith was released from his contract after six years with the team following the end of the season.

The Falcons finished eighth in total offense with 378.2 yards per game, and QB Matt Ryan helped lead the team to the fifth best passing attack in the League with 284.6 passing yards per game. Ryan also had another career year, throwing for 4,000+ yards (4,694) for the fourth straight season, and he also broke the franchise record for most career touchdown passes (181) when he threw 28 touchdowns this season. Ryan was also selected to his third career Pro Bowl.

WR Roddy White broke the franchise record for most touchdown passes with 62 and he also became the franchise's all-time leader in touchdowns. White finished the season with 80 receptions, 921 receiving yards and seven touchdowns.

WR Julio Jones returned from a foot injury that sidelined him

the previous season and recorded career numbers. Jones led the team in receptions and yards with 104 catches and 1,593 receiving yards, which also ranked him third in the NFL in both categories. Jones' 1,593 receiving yards also broke White's previous franchise single season receiving mark, and helped earn him his second Pro Bowl selection. Jones had a record breaking performance against the Green Bay Packers on Monday Night Football when he tallied 259 receiving yards on 11 catches, which was a franchise record for receiving yards in a game.

LB Paul Worrilow lead the team in tackles for the second straight season with 142 total tackles (84 solo). CB Desmond Trufant continued to improve in his second year in the League tallying 61 total tackles (53 solo), three interceptions and 16 pass deflections. S Kemal Ishmael jumped onto the scene in his first year seeing heavy playing time, after S William Moore went down with an injury that placed him on injured reserve. Ishmael recorded 94 total tackles (67 solo), four interceptions - which led the team - and six pass deflections and one forced fumble.

2015

Dan Quinn became the 16th head coach in Atlanta Falcons history, taking over the club after serving as the Seattle Seahawks defensive coordinator for the last two seasons (2013-14). Quinn was the first rookie head coach in Falcons history to start 5-0. He was also the first head coach in NFL history to start 5-0 after his team trailed in the fourth quarter of four of its first five games.

In Quinn's first season as head coach, the Atlanta Falcons finished with an 8-8 record, including wins in two of their last three games. QB Matt Ryan finished the season 407-of-614 for 4,591 yards with 21 touchdowns, 16 interceptions, and an 89.0 passer rating. He finished the season ranking in the top five in several categories, including completions (third), attempts (fifth), and passing yards (fifth). Ryan also threw for 4,000 yards for the fifth straight year, becoming one of four quarterbacks to throw for 4,000 yards in each of the last five seasons.

WR Julio Jones had a historic season as he passed Antonio Brown's 2014 mark on the single season receptions list (129). His 136 receptions, tied him for second on the NFL's single-season receptions list. Jones became one of three players in NFL history to have more than 130+ catches in a single season. He is also one of two players in NFL history to record 130+ catches and 1,800+ receiving yards in the same season, joining Brown who finished the year with 136 catches and 1,834 yards.

Additional, Jones also passed Jerry Rice for second all-time on the single-season receiving yardage list (1,848). Jones is now one of three players all-time to record 1,800+ receiving yards in a single season, and he became one of five Falcons

YEAR-BY-YEAR HISTORY

players to record 1,800+ yards from scrimmage in a single season (1,871).

Second year running back, Devonta Freeman burst onto the scene early on during 2015. After only rushing for 248 yards all last season, Freeman more than tripled that amount and rushed for 1,056 yards, which was the seventh-best mark in the League. In Week 15 against the Jaguars, Freeman became the sixth running back in franchise history to score 10-or-more rushing touchdowns in a single season. His 11 rushing touchdowns was tied for the lead in the NFL this season. Freeman also had 68 rushing first downs, which was the second highest amongst running backs.

LB Paul Worrlow lead the team in tackles for the third straight season with 95 total tackles (67 solo). S Ricardo Allen jumped onto the scene during his first year as a starter. Allen recorded 68 total tackles, which was third on the team. He also lead the team in interceptions this season with three. CB Desmond Trufant was only targeted 56 times this season, which was an NFL low among cornerbacks who played at least 75-percent of their team's defensive snaps. Trufant also only gave up 32 receptions, which was the third lowest total among cornerbacks who played at least 75-percent of their team's defensive snaps.

2016

In Dan Quinn's second season at the helm, he led the Falcons to their second Super Bowl appearance in franchise history. The team went 11-5 during the regular season and won the NFC South title for the first time since 2012.

QB Matt Ryan also became the first Falcon to win the MVP award after a stellar career and franchise setting season. Ryan had career and franchise highs in the regular season in passing yards (4,944), passing touchdowns (38), completion percentage (69.9), and passer rating (117.1). This season, Ryan also became the first person to pass for 200+ yards in 50 consecutive games, his streak currently stands at 55 games.

WR Julio Jones continued to build off his historic 2015 season by putting up 1,409 receiving yards - second in the league - in only 14 games. Jones also passed the 100-yard mark seven times this season, knocking his career 100-yard game total to 35 - four off the franchise record.

In Week 4, Jones put up 300 yards receiving against the Carolina Panthers, which is the fourth most receiving yards recorded in a game in the Super Bowl era. In Week 10, Jones played his 75th career game and recorded his 475th career reception, which became the most in NFL history in a player's first 75 games. A few weeks later, the former Alabama standout passed former Falcons receiver Terance Mathis and moved to second on the franchise's all-time receiving yards list on the first play of the game in Week 13.

The Falcons defense saw the emergence of several young

stars, including OLB Vic Beasley Jr, S Keanu Neal and LB Deion Jones. The 2015 first round pick found his niche as he led all players with 15.5 sacks, and finished second on the franchise's single-season sack list, one away from former Falcon John Abraham. Beasley Jr. also lead the league in forced fumbles - six. His six forced fumbles on the season were tied for the most in franchise history.

Neal, the team's first round pick in 2016, made an immediate impact for the defense, as he forced five fumbles and was second on the team in total tackles. Jones, the second round pick out of LSU, led the team and all rookies in total tackles. He also recorded three interceptions, which led the team.

The team also got quality play from rookies LB De'Vondre Campbell and TE Austin Hooper.

2017

In the team's third season under Dan Quinn, the Falcons finished 10-6, while making a trip to the divisional round of the playoffs. The Falcons were the only NFC team who made the playoffs in 2016 to be back in the playoffs this season. This was also the first time since 2011-12 that the team has recorded back-to-back 10+ win seasons (third time in franchise history posting back-to-back 10+ win seasons).

This season the Falcons saw a major improvement from the defensive side of the ball. In one year, the defense allowed 52.8 fewer yards per game ('16 - 371.2; '17 - 318.4) and gave up 166 fewer offensive points. The team only allowed 49 plays of 20+ yards the entire season, which was fifth in the NFL this season.

This team also produced four Pro Bowlers this season: WR Julio Jones, C Alex Mack, LB Deion Jones (first Pro Bowl), and S Keanu Neal (first Pro Bowl). This season, the defense also made a huge leap in improvement by only allowing 52.8 fewer yards per game ('16 - 371.2; '17 - 318.4) and giving up 166 fewer offensive points.

Jones recorded his third career game with 250+ receiving yards, which is the most in NFL history. No other player in league history has more than one 250+ yard receiving game. He finished the season with 88 receptions for 1,444 yards and three touchdowns. He became only the second receiver in NFL history to have four straight seasons with 80+ receptions and 1,400+ yards - Marvin Harrison is the other receiver.

Quarterback Matt Ryan kept up his stellar play in 2017 as well. In 2017, he became the fastest player to 40,000 passing yards - 151 games. He also extended his 200+ yards passing game streak to 64 games, which is a new NFL record. Also, for the seventh straight season, Ryan threw for 4,000 passing yards, which is tied for the third longest streak in NFL history.

LB Deion Jones showed growth from his first to second season in the league. The second year linebacker earned his first Pro Bowl selection after leading the team with 138 total tackles and three interceptions.

YEAR-BY-YEAR HISTORY

2018

The Atlanta Falcons finished their 2018 campaign with a 7-9 record. Although the Falcons had a rocky season, the team finished second in the NFC South and swept the season series between the Carolina Panthers and Tampa Bay Buccaneers. The Falcons also had four players selected to go to the Pro Bowl, Alex Mack, Julio Jones, Austin Hooper and Jake Matthews.

Head Coach Dan Quinn took it upon himself to try and right the ship after an unsuccessful season for the franchise. Quinn hired Dirk Koetter, who will take over play calling for the offense and Ben Kotwica, who will oversee special teams. Along with those changes, Quinn will also take over the defensive play calling responsibilities in 2019.

Although the offense struggled at times, the Falcons still finished in the top 10 in total yards (6th), passing yards (4th), and third down conversion percentage (4th). QB Matt Ryan remained as one of the positive constants for the team throughout 2018. Ryan finished the season with 4,924 passing yards, 35 touchdowns, and a 108.1 passer rating, all of which were the second-best in his career. The 11-year veteran also surpassed Carson Palmer for 12th-most touchdown passes in NFL history (295).

Jones added another impressive season to his resume after the Alabama native led the league in receiving yards with 1,677 - second highest of his career - while also hauling in 113 receptions and eight touchdowns. Jones recorded 10 100-receiving yard games this season, breaking his previous franchise record of nine games (2015).

The Falcons defense only allowed 46 completions on passes that went 20+ yards, tying them for the ninth-lowest total among defenses in the NFL. The defense's 19 sacks on third down were also tied for the 10th most in the NFL.

During this season, we saw the emergence of S Damontae Kazee, who tied for the league lead in interceptions with seven. LB De'Vondre Campbell also stepped up when his name was called. Campbell led the team in tackles this season and continued to prove why he is one of the most underrated linebackers in the NFL. DT Grady Jarrett continued to grow into one of the premier defensive linemen in the league after posting six sacks on the season.

2019

The Atlanta Falcons finished the 2019 campaign with a 7-9 record. Although the Falcons started off 1-7, the team turned it around after the bye going 6-2 and finishing second in the NFC South. The Falcons also had three players selected to go to the Pro Bowl in Julio Jones, Grady Jarrett and Austin Hooper.

Jones and Jarrett were also named second-team All-Pros by the Associated Press.

The Falcons closed out the season with four consecutive wins and played a league-high seven opponents that qualified for the postseason. They were also one of two teams (Baltimore) that defeated three divisional champions in the regular season.

The offense finished in the top five in total yards (5th), passing yards (3rd) and fourth down conversion percentage (4th). QB Matt Ryan finished the season with 4,466 yards, including 11 300-yard games, a new franchise record and tied for the third-most games in a single season in NFL history. In Week 14, the 12-year pro surpassed 50,000 career passing yards, becoming the 10th NFL player to achieve the feat.

Jones continues to play at an elite level, totaling 99 receptions for 1,394 yards and six touchdowns. This marked the nine-year pro's sixth-consecutive season with at least 80 receptions and 1,300 yards, the longest-active streak and only NFL player to do so. In Week 16, Jones surpassed 12,000 career receiving yards, becoming the fastest player to do so by accomplishing the feat in 125 games. Hall of Famer Jerry Rice previously held the record doing it in 142 career games.

Although the defense struggled at times, the Falcons showed vast improvement when Raheem Morris switched to the defensive side of the ball in Week 10. In the first eight games, the defense had the fewest takeaways in the NFL (4), but finished tied for the second-most in the NFL (16) over the final eight games.

Some notable players on the defensive side include Jarrett who finished the season with career-highs 75 sacks and 69 tackles. According to Next Gen Stats, the Clemson alum had the most run stuffs (tackles made on run plays resulting in no gain or loss) in the NFL in 2019. LB Deion Jones also had a great year after coming back from an injury in 2018. The four-year vet finished with 110 tackles, marking his third season of 100+ tackles, four QB hits, five passes defended and a pick-six on the final play of 2019.

Atlanta's defense also finished the second half of the season with the best third-down percentage (25.8) in the NFL and the eighth-best scoring defense (18.6 ppg).

2020

The Falcons completed the 2020 season with a 4-12 record, finishing fourth in the NFC South for the first time since 2007. Despite only winning four games, Atlanta remained competitive all season, finishing with a -16-point differential overall. The Falcons had two players selected to the Pro Bowl, defensive tackle Grady Jarrett and kicker Youngbwoe Koo.

After starting the season with five straight losses, Owner & Chairman Arthur Blank decided to move on from both Head

YEAR-BY-YEAR HISTORY

Coach Dan Quinn and General Manager Thomas Dimitroff. Defensive Coordinator Raheem Morris was named the team's interim head coach for the remaining 11 games. Things started on a promising note as the Falcons picked up their first win of the year the following week, topping the Minnesota Vikings. Morris led the Falcons to wins in four of the next six games, but the club struggled after closing the season out the same way it began, with five straight losses.

Despite the losing record, the Falcons showed resiliency through the course of a challenging season. The Falcons ranked 18th in total offense while finishing fifth in net passing yards, averaging 272.7 yards per game through the air. The offense also finished with the 10th-highest conversion rate on third down (43.9 percent), including the fourth-highest (49.4 percent) in the NFL over the final six games of the season.

Matt Ryan completed 407-of-626 passes (65 percent) for 4,581 yards, 26 touchdowns, and 11 interceptions for a 93.3 passer rating. Ryan eclipsed 4,000 passing yards for the 10th consecutive season, joining Drew Brees as the only players to accomplish the feat in NFL history. Ryan set NFL records for completions (4,867) and passing yards (55,767) through a player's first 13 seasons and surpassed Pro Football Hall of Famer Brett Favre (346) for the fourth-most touchdown passes in a quarterback's first 13 seasons in NFL history with 347.

In a year that saw Julio Jones limited to nine games, third-year wide receiver Calvin Ridley carried the team's receiving corps. He led the Falcons with a career-high 90 receptions for a personal-best 1,374 yards and nine receiving touchdowns. He recorded at least 100 yards in eight games in 2020, the most in the NFL and the third-most in a single season in franchise history.

The Falcons defense limited opponents to 104.8 net rushing yards per game, the sixth-fewest in the NFL in 2020, but finished 32nd against the pass with 293.6 net passing yards per game. Linebacker Deion Jones recorded a team- and career-high 4.5 sacks, while linebacker Foye Oluokun set single-season career-highs in total tackles (116), tackles for loss (four), sacks (3.0), interceptions (two), and forced fumbles (four). Jarrett led the team with a career-high 20 quarterback hits, while safety Keanu Neal notched a personal-best nine tackles for loss in 2020.

Koo made 37-of-39 field goal attempts (94.9 percent), including 8-of-8 attempts from at least 50 yards for a career-high 144 points this season. Koo surpassed Matt Bryant (34 in 2016, 2017) for the most made field goals in a single season and made 27 consecutive field goals from Week 4-15, marking the longest streak in a single season in team history.

Following the conclusion of the 2020 season, the Falcons named former Tennessee Titans offensive coordinator Arthur Smith the club's 18th head coach. The team also tabbed former

New Orleans Saints vice president/assistant general manager of pro personnel Terry Fontenot its new general manager.

2021

In the team's first season under Head Coach Arthur Smith, the Falcons finished with a 7-10 record — a three-win improvement from 2020 — including six wins away from Mercedes-Benz Stadium, the most by Atlanta since 2016.

In 2021, the Falcons finished with a 7-2 record in games decided by one score after finishing the 2020 season with a 2-8 record in such games. Atlanta's .778 win percentage in one-score games was tied with the Las Vegas Raiders for the second-best record in the NFL in one-score games this season. Matt Ryan concluded his 14th season with 3,968 passing yards and 20 touchdown passes — extending his streak of seasons with at least 20 touchdown passes to 13, tied for the third-longest such streak in NFL history. Ryan's 59,735 passing yards are also the most of any quarterback through his first 14 seasons in NFL history.

Ryan surpassed Eli Manning (57,023) for the eighth-most passing yards in NFL history and the ninth-most touchdown passes (367) in league history. Ryan also led three game-winning drives, surpassing Pro Football Hall of Famer John Elway (40) for the seventh-most game-winning drives in NFL history.

Cordarrelle Patterson set single-season career highs for rushing yards (618), rushing touchdowns (six), receiving yards (548) and receiving touchdowns (five). Patterson became the first player to record at least five rushing touchdowns and five receiving touchdowns in a single season in franchise history and tallied the most touchdowns by a Falcon since Tevin Coleman (11) and Devonta Freeman (13) in 2016.

Rookie Kyle Pitts set the Falcons' single-season rookie receiving record, single-season tight end receiving record, earned his first-career Pro Bowl nod and became the second rookie tight end to eclipse 1,000 receiving yards in NFL history joining Pro Football Hall of Famer Mike Ditka (1,067 in 1961), finishing the season with a team-high 1,026 receiving yards. Along the offensive line, third-year guard Chris Lindstrom was the only guard to appear in all 17 games and not surrender a single sack in the NFL this season, per Pro Football Focus.

On defense, Foye Oluokun finished with a league-leading 192 total tackles this season marking the most by any player in the NFL since at least 2000. Oluokun tallied double-digit tackles in 12 games this season, while also recording a career-high three interceptions and 2.0 sacks. Second-year cornerback A.J. Terrell played 571 snaps in coverage in 2021, limiting opponents to 29 receptions on 66 targets for 200 yards, including three interceptions and three touchdowns. Per Pro Football Focus, opposing quarterbacks had a 47.5 passer rating when targeting Terrell, the lowest among cornerbacks that played at least 50 percent of coverage snaps in 2021.

YEAR-BY-YEAR HISTORY

2022

In the team's second season under Head Coach Arthur Smith, the Falcons finished with a 7-10 record, including six wins at Mercedes-Benz Stadium, the most since the club opened the new stadium in 2017.

Despite finishing with a 7-10 record for the second straight season, the Falcons posted a point differential of -21, a 125-point improvement from 2021. This was the fifth highest in the NFL last season. Only Jacksonville (258), N.Y. Jets (174), Detroit (168) and N.Y. Giants (152) had a larger improvement in point differential from 2021 to 2022 than Atlanta. Additionally, the Falcons only lost two games by more than one possession this season, tied for the fourth-fewest in the NFL.

One of Atlanta's greatest areas of improvement was in the run game. In 2021, the Falcons finished with the 31st ranked rushing attack, averaging 85.4 yards per game. This year, Atlanta finished third, averaging 159.9 yards per game. Atlanta's 74.5 rushing yards per game increase from 2021 to 2022 is the highest one-year improvement by any team since 2001. With Cordarrelle Patterson (340), Tyler Allgeier (324), Marcus Mariota (280) and Caleb Huntley (265), the Falcons became the first team to have four players with at least 250 rushing yards through the first eight games of a season in NFL history.

Patterson also set an NFL record by returning a kickoff 103 yards for a touchdown in Week 11, marking his ninth career kickoff return touchdown, the most in NFL history. It was also

his seventh return of at least 100 yards, the most in NFL history by a wide margin.

Atlanta's offensive improvement carried across the run game to the passing game as well. In 2021, the Falcons offense allowed an average of 15.0 quarterback pressures per game. Last season, Atlanta limited opponents to an average of 9.7 quarterback pressures, resulting in an improvement of 5.3 per game. The 5.3 decrease per game is the eighth-highest one-year improvement by an offense in the past 15 seasons.

Atlanta finished the season with a trio of rookies leading the way on offense. Running back Tyler Allgeier totaled 1,035 rushing yards becoming the second rookie in club history to top 1,000 yards and eclipsing William Andrews franchise record for rushing yards by a rookie.

Wide Receiver Drake London set a club record for receptions by a rookie, hauling in 72 passes for 866 yards to go along with four touchdowns. The Falcons became the fourth team in NFL history to boast a rookie 1,000-yard rusher and a rookie 800-yard receiver in the same season.

While quarterback Desmond Ridder started the final four games and completed 73 passes for 708 yards with two touchdowns and no interceptions. Ridder recorded the most completions and passing yards by a Falcons player in his first four starts in team history.

UNIFORM HISTORY

1966-67

Black Jersey's with white numbers and red trim at home with a white Falcon crest on the sleeves. The away jersey was white with black numbers trimmed in red and a black Falcon crest on the sleeves. The Falcons had white pants with a red strip bordered by two black stripes for both home and away games. The helmet was red with a black Falcon crest logo trimmed in white, and there was a black strip trimmed in white down the middle of the helmet.



1968-70

In 1968, the Falcons removed the Falcon crest logo from the sleeves and replaced it with red and white stripes. Also, a red-



black-red stripe combination was added to the sleeves.

1971-1989

In 1971, the Falcons switched to red jerseys for the first time and wore them all the way up to the 1989 season. The only other significant change to this uniform was the addition of silver-gray pants in 1978. Also in 1984, the Falcons switched to a black face mask. The home jersey was red with white numbers and black trim with white-black-white sleeve stripes. The away jersey was white with red numbers and black trim

with red and black stripes on the sleeves. In 1979 the Falcon crest logo was added to the sleeves.



1990-2002

In 1990, the Falcons once again wore black jerseys as they did in their inaugural years. The 1990 season marked Atlanta's 25th anniversary season in the NFL, and the team wore a commemorative patch on their left shoulder. In addition, the Falcons switched to a black helmet with a black face mask and a white Falcon crest logo. From 1990-2002, the home jersey was black with white numbers trimmed in red with a black Falcon crest logo trimmed in red on the sleeves. The away jersey was white with red numbers trimmed in black with a black Falcon crest logo trimmed in red on the sleeves. The pants were Falcon silver with a black stripe down the middle trimmed in white and red.

2003 - 2019

The year 2003 continued to bring about many new changes for the Atlanta Falcons. Perhaps the biggest changes came with the introduction of the team's new logo and uniforms unveiled over the course of a two-month period.

On March 19, 2003, before a large gathering of media and the entire Falcons organization, the Falcons presented their new logo.

"The new Atlanta Falcons logo is fresh, strong and dynamic, and yet appreciates the tradition and history of this franchise," said Falcons Owner & CEO Arthur Blank. "The new logo depicts a more powerful, aggressive Falcon - one of fast movement. It is also representative of the evolution and direction of our team."

The logo was designed in conjunction with NFL Properties after a lengthy research process, which included conducting focus groups and polls with many fans. In addition, Fal-

UNIFORM HISTORY

cons players, coaches and staff had the opportunity to give their thoughts.

The home uniforms consisted of black jerseys and white pants, while the road attire featured white jerseys and white pants. The team also introduced modified versions of the uniforms, which included wearing black jerseys with black pants at home and white jerseys with black pants on the road.

The jerseys and pants included red piping down the side, which expand at the knee for a fast, streamlined look. They also have "Falcons" stitched at the neckline in a newly developed font and include a number font that was designed specifically for the Falcons, consisting of a drop shadow for more depth. The black jerseys contained white numbers with red trim, while the white jerseys contained red numbers with black trim. The new Falcons logo appeared on the sleeve of both jerseys on a red background. The helmet remained black, however it also featured a metallic flack compared to the previous flat black-colored helmet.

In 2004, the Falcons announced they would wear red jerseys at home and use the black jerseys as their alternate third jersey. Declared the team's alternate third jersey in 2003, red jerseys were worn twice in 2003, against the Tennessee Titans on November 23 and again in the Falcons nationally-televised 20-14 overtime win against the Carolina Panthers on December 7.



2009

The Falcons unveiled throwback uniforms in a Week 2 meeting against the Carolina Panthers to honor the inaugural 1966 team as part of "Alumni Weekend." Atlanta again donned the retro uniforms in a Week 12 meeting against the Tampa Bay Buccaneers at the Georgia Dome. Atlanta won both games with the throwback uniforms.



2016

The team took the field in a blended 1966 replica uniform against the San Diego Chargers and San Francisco 49ers, as they paid homage to the athletes and teams that paved the way before them. As a special tribute, Falcons players throughout history were recognized in honor of the team's annual Alumni Game.

The Falcons throwback design aesthetic stayed true to 1966 with exception of the helmet. The original uniform featured a red helmet with a similar bold stripe pattern down the center to match the pants and socks. This year, due to NFL helmet safety rules, the team punctuated the throwback uniform with



their black helmet. It showcased the original Falcon crest used by the team from 1966 to 2003 - the same black on black design worn in the team's 1998 Super Bowl appearance.

2017

First introduced in 2016, the NFL Color Rush program, in partnership with Nike, was started as a way to give NFL teams the opportunity to honor each franchise and engage spirited

UNIFORM HISTORY

fans and cities while adding yet another reason to watch on Thursday nights.

Featuring a full-color head-to-toe look, each club's Color Rush uniform takes inspiration from both its current and historic uniform colors and designs, combined with progressive innovation that will set the tone for the future of the game and light up Thursday Night Football, the fastest growing NFL primetime night.



The Falcons selected a bold all-red head-to-toe uniform aesthetic, however due to a color conflict in their Thursday Night matchup against Tampa Bay on November 3, 2016 Atlanta wore their white uniform as the away team.

One hundred percent of the NFL's proceeds from the sale of Color Rush jerseys will go directly to the NFL Foundation to fund health, safety and wellness programs for youth around the country. The NFL Foundation is the league's non-profit organization, representing all 32 clubs, and funds grants to support athletes, youth football and the communities that support the game. The first \$500,000 raised from this initiative was earmarked to replace youth and high school football equipment and fields lost in last month's devastating floods in Louisiana.

2020

The Atlanta Falcons will usher in the 2020 season with new uniforms as part of a comprehensive redesign for the first time in 17 years. The entire new array of uniform options includes elements of the Falcons' past while updating the brand to match the modern progression of Atlanta.

The new official Falcons home look will feature black jerseys and black pants with the away look going white on white. The uniform closet will now offer up to eight different color combinations, including the current throwback version paying homage to the 1966 team and a new "Rise Up" alternate uniform. The collection includes four jerseys (black home, white away, gradient alternate and the '66 throwbacks), four pants (black, white, red and throwbacks) and one helmet (satin black).



UNIFORM HISTORY

BACKGROUND

Using nearly two decades of fan research collected from focus groups, online and through different social media platforms, as well as input by current and former Falcons players, the overwhelming plea was consistent: 1) Own red, but bring on the black, 2) reflect the modern progression of the city, and 3) keep it simple and stay true to our roots.

Throughout continued conversations with fans and players, it was clear that the designs needed to reflect elements of the past and the present, the pride of Atlanta as well as the state-of-the-art design of Mercedes-Benz Stadium.



THE PROCESS

Conversations started inside the organization back in 2016 with the official process kicking off in January 2018. The Falcons embedded their internal design team together with the NFL and Nike to determine how best to bring the uniform and identity to life, and the result is clean, simple and intentional.

"We took a fan-first approach in gathering feedback and design input and have modernized the look of our team and our brand" said Falcons President, Rich McKay. "Black has been a part of our organization since we took the field in 1966 so we've stayed true to our roots and have given our fans and players what they've been asking for over many years."

"This process has been a true reflection of Arthur Blank's core values -- listening and responding to our fans" said Morgan Shaw Parker, the Falcons chief marketing officer. "The city has evolved, our stadium has evolved and we knew it was time to do the same with our brand."

OWN RED, BUT BRING ON THE BLACK

Like the city of Atlanta, black evokes strength, power, grit ... and a little bit of swagger. Black jerseys have been a part of Falcons history since they first took the field in 1966, during the original Dirty Bird era in the late 1990's, from 2003-08 and more recently as alternates or throwbacks, amplified by per-

sonalities like Deion Sanders, Jerry Glanville and Michael Vick to Matt Ryan and Julio Jones.

The color red reflects a shared sense of community in Atlanta as most of the major sports teams and many iconic home-grown brands share the color. Several signature elements across the new uniforms are highlighted in red including the familiar Falcons bird logo, the new ATL mark across the chest and the new stripe or "stoop", down the side of the uniform. Red is also featured as a primary jersey color in the new gradient "Rise Up" alternate uniform.

Silver and gray have also been a part of the Falcons color palette for decades but will now play a more prominent role, incorporated into the helmet decal and the new silver facemask.

REFLECT THE MODERN PROGRESSION OF ATLANTA

Atlanta is known as much for diversity and culture as it is for innovation and creativity. From music and design to business and technology, the city of Atlanta influences everything. The Falcons have a proud tradition of bringing people together from all walks of life, so the new ATL mark is placed proudly and prominently across the chest of the new uniforms as a reflection of a city constantly on the rise. A three-letter combination recognized around the world; it is only fitting the Falcons represent the ATL on a global stage.

The Falcons helmet has evolved from a traditional glossy look to a more modern all-black satin finish. The Falcon bird logo is nearly 30 percent larger than before with a chrome outline to complement the new face mask.

The "Rise Up" alternate uniform pays homage to our next generation of Falcons fans. The gradient pattern rising from black to red offers a fresh representation of a city constantly on the rise through a visual pattern made from the eye in the Falcon logo.



UNIFORM HISTORY

KEEP IT SIMPLE; STAY TRUE TO OUR ROOTS

The familiar, identifiable Atlanta Falcons wordmark has been tightened and sharpened for ease of use, while the new numbers boast a more modern typeface, a drop shadow and sharp terminals to match the angles of the current wordmark and primary Falcon bird logo.

The Atlanta Falcons primary logo was updated in 2003 and remains the same in 2020. It was derived from the original team logo dating back to the club's debut in 1966. We've stayed true to our roots by keeping our colors and the Falcon bird intact – making it even more prominent than ever before but delivering a more modern design that reflects our team, our fans and this great city.

The stripe or “stoop” down the side of the uniform is a graphic extension taken directly from the wing on the Falcon logo, and the gradient pattern in the “Rise Up” Alternate uniform pattern is taken directly from the eye of the bird.

The 1966 throwback uniform has become an icon to both players and fans alike, and one that will remain a staple in the Falcons closet. The throwback decal adorns the helmet and the iconic red and black stripe pattern has been a consistent staple through several historical uniform designs.

RETURN OF THE ICONIC RED HELMET

The Falcons re-introduced their iconic 1966 red helmet paired with throwback uniforms in 2022. Atlanta debuted the red helmet in Week 6 against its former NFC West rival San Francisco.

Paying homage to the club's inaugural squad, the red helmet features a grey facemask with a throwback black Falcon crest logo trimmed in white and a black stripe down the middle of the helmet trimmed in white and gold. The helmet's color scheme was designed to represent rival schools Georgia Tech and the University of Georgia. Atlanta wore this version of the helmet from 1966 to 1969 before removing the gold trim for the 1970 season.

The iconic red helmet will be paired with the team's throwback uniforms which feature black jerseys with white numbers, red trim, and a white-trimmed Falcon crest on the sleeves. The uniform combination is completed with white pants featuring




Gradient Uniform

a red stripe bordered by two black stripes and white and black socks with red and black striping.

The Falcons introduced this uniform combination in 2009 to honor the club's 1966 inaugural squad. Atlanta wore the uniform twice per year until 2013 when NFL rules prohibited teams from wearing more than one helmet. In 2016, Atlanta brought back its throwback uniforms, pairing the black jerseys with black helmets that featured a throwback logo. Last season, the NFL informed teams that they would be permitted to wear a second helmet in 2022. Per the NFL, the revised policy allows teams to wear a second, alternate color helmet to pair with throwback, color rush or alternate uniforms.

STADIUM HISTORY



Mercedes-Benz Stadium

MERCEDES-BENZ STADIUM [2017-PRESENT] **Falcons Home Record (21-27)**

The Georgia World Congress Center Authority and Atlanta Falcons completed an agreement for a new retractable roof stadium to be built on the Georgia World Congress Center campus. Scheduled to open during the summer of 2017, the Mercedes-Benz Stadium will serve as the home of the Atlanta Falcons in addition to Atlanta United, as well as conventions, and entertainment events, such as the College Football National Championship in 2018, Super Bowl LIII in 2019, and the NCAA Men's Final Four in 2020.

The Authority and Falcons have created a long-term solution for the region, state and Falcons by agreeing to a new stadium on the Georgia World Congress Center campus. The new facility will allow the Falcons to provide a league-competitive game day experience for fans and ensure the city and state are able to retain major events currently held at the Georgia Dome as well as attract new marquee events to the region.

The Falcons opened up Mercedes-Benz stadium against the Green Bay Packers on September 17, 2017. During that game, Atlanta jumped out on the Packers early and held onto a lead late, as they gained their first win in Mercedes-Benz Stadium, 34-23.

MBS was named the Sports Business Journal Sports Facility of the Year in 2019. The facility also hosts other premier sports and entertainment events throughout the year, including the annual SEC Championship game and Chic-fil-A Peach Bowl.

GEORGIA DOME [1992-2016] **Falcons Home Record (116-83-0)**

In 1992, the Atlanta Falcons and the state of Georgia unveiled to the rest of the world the latest crown jewel in an ever-shining southern skyline with the opening of the Georgia Dome.

The Georgia Dome is the culmination of efforts which began in earnest in June of 1984 as business, civic and governmental leaders gathered to discuss a new stadium in Atlanta. The project continued to gain steam in January of 1988 as a "consensus" of leaders agreed on using a hotel/motel tax increase to finance the local portion of construction.

In January of 1989, Rankin Smith and then-governor Joe Frank Harris signed a "memorandum of understanding" for the Falcons to play in the Dome under a 20-year lease.

The project came to fruition in the spring of 1989 when the state, the Atlanta City Council, and Fulton County Commission approved the construction of the \$210 million Dome. Ground-breaking ceremonies took place on November 22, 1989, with construction getting underway on March 27, 1990.

As soon as the project was passed, the Dome became a major 'player' in the sporting community. Rankin Smith was determined to introduce the south's latest showpiece to the football world and he succeeded. With the determined backing of the Smith family, the Georgia Dome played host to the most significant sporting events in the world as global attention was focused on Atlanta for Super Bowl XXVIII played on January 31, 1994 between the Dallas Cowboys and the Buffalo Bills. The

STADIUM HISTORY

Georgia Dome hosted its second Super Bowl on January 30, 2000 between the St. Louis Rams and the Tennessee Titans.

The Falcons played their last regular season game in the Georgia Dome against the New Orleans Saints on January 1, 2017. The team clinched the NFC South on a 38-32 victory, as they locked up the number two seed in the playoffs with the victory. The Falcons' regular season record in the Georgia Dome was 116-83.

The Falcons officially closed the Georgia Dome with a 44-21 victory over the Green Bay Packers in the NFC Championship game to send the franchise to its second Super Bowl in team history.

ATLANTA-FULTON COUNTY STADIUM [1966-91]

Falcons Record (85-106-2)

Twenty-six years of NFL football in Atlanta-Fulton County Stadium came to an end on December 15, 1991 when the Falcons met the Seattle Seahawks for their final game in their very first home.

Atlanta-Fulton County Stadium was built in 51 weeks and gave the city the foundation to support big-league baseball and pro football. Less than a year after construction, the stadium was primed for a cameo appearance by the baseball Braves, who were still playing in Milwaukee at the time, on April 9, 1965. On August 14 of that same year, the Minnesota Vikings defeated the Pittsburgh Steelers in the first football game ever played at the stadium. Some local people deemed the Stadium "The Miracle on Capital Avenue."



Georgia Dome

RING OF HONOR



Roddy White was added to the Ring of Honor in 2019.

The Atlanta Falcons organization doesn't officially retire jersey numbers, but considers certain player's jerseys worthy of being honored. Currently, the Falcons do not use any of the jersey numbers honored below. The Falcons Ring of Honor which is featured in the rafters of the Georgia Dome honors individual players and not jerseys.

#60 - TOMMY NOBIS [1966–76]

The first-ever player drafted by the Atlanta Falcons for the inaugural 1966 season, Nobis quickly became the first-ever Falcons player to be voted to the Pro Bowl after being selected as a rookie. The stellar middle linebacker was named the NFL Rookie of the Year for his efforts. "Mr. Falcon" led the team in tackles in nine of his 11 seasons, while earning five trips to the Pro Bowl. In a poll conducted in 1970 by ABC to pick the best athlete of the decade of the 1960s, running back O.J. Simpson was number one and Tommy Nobis was number two in the entire country. He had an astronomical 294 total combined tackles as a rookie, still the team's club record. Nobis also intercepted 11 passes during his pro career, returning two for touchdowns. His uniform #60 has been worn by only him during the team's existence. He retired in 1976.

#87 - CLAUDE HUMPHREY [1968–74, 76–78]

Humphrey is currently the team's all-time sack leader with 94.5. He was selected as the 1968 Defensive Rookie of the Year and earned six Pro Bowl honors throughout his career, tying Jeff Van Note for the most in team history. Humphrey's five consecutive Pro Bowl nods from 1970-74 is also tied with current Falcons linebacker Keith Brooking and fellow inductee Mike Kenn for the most consecutive Pro Bowl appearances in team history. Humphrey was also voted the Falcons Player of the Year in 1976 after leading the team with 15.0 sacks, the second-highest total in a season in Falcons annals. In 127 career games, the Tennessee State alum recovered 11 fumbles, which

ranks sixth in team history and also returned one fumble recovery for his only touchdown against the Minnesota Vikings on December 21, 1969.

#57 - JEFF VAN NOTE [1969–86]

Holds Falcons team marks for most seasons played (18) and most consecutive games played (155). He is second in the team record books with 246 games played and 225 games started. Van Note originally came to the Falcons as a linebacker from Kentucky, but was moved to center by head coach Norm Van Brocklin and eventually earned the starting job at center in 1970. He earned the first of his six Pro Bowl berths in 1974. Van Note is tied with Claude Humphrey for most Pro Bowl appearances by a Falcons player with six. He retired in 1986.

#10 - STEVE BARTKOWSKI [1975-85]

The No. 1 overall draft pick in 1975, he was named the NFL's Rookie of the Year after throwing for 1,662 yards and 15 touchdowns. He set every team record in passing, which included 23,468 career yards and 154 touchdown passes in 123 games. He produced three seasons of 3,000 yards or more passing, 12 games of more than 300 yards passing and two seasons of 30 or more touchdown passes. Bartkowski collected over 50 victories as a starting quarterback for the Falcons and guided the team to their first playoff victory in franchise history over the Philadelphia Eagles in 1978.

#78 - MIKE KENN [1978-94]

Kenn was the 13th overall selection in the 1978 NFL Draft by Atlanta and spent his entire 17-year career in a Falcons uniform. He started every game he played in, setting a franchise record for the most career games played and the most career starts with 251. Kenn only missed nine games during his At-

RING OF HONOR

lanta tenure after beginning his career with 90 consecutive starts. The Michigan alum participated in six playoff games and was a member of an offensive line that allowed the lowest sack total (25) in a single season (1982) in team history. The Falcons amassed 30,455 total rushing yards and 188 rushing touchdowns during Kenn's career with the team.

#31 - WILLIAM ANDREWS (1979–88)

A third-round pick, Andrews was among the NFL's elite runners when a shocking knee injury prematurely ended his career. He became just the second running back in NFL history to have two 2,000-yard (combined yards) seasons (the only other player prior to Williams was O.J. Simpson). When he had his first 2,000-yard year, he joined just four other backs who had done so (Jim Brown, Walter Payton, Wilbert Montgomery and Simpson). In his first five seasons in the NFL (1979–83), Andrews outgained every other back in the entire NFL. The bullish Andrews had 8,382 total yards in those five years (an average of 1,677 per year) to lead all NFL runners. Andrews set 19 Falcons club records that began in his very first NFL game in 1979 when he ran for 167 yards in a game at New Orleans where he totaled 189 yards. He was selected to the Pro Bowl in 1980, 1981, 1982 and 1983 and made the NFL All-Rookie team in 1979. He retired in 1987.

#42 - GERALD RIGGS (1982–88)

Riggs was selected by the Falcons as the ninth overall pick in the 1982 NFL Draft out of Arizona State. He was a three-time Pro Bowler in his seven seasons in Atlanta and finished his Falcons career as the franchise's all-time rushing leader with 6,631 rushing yards. Riggs tallied 48 career touchdowns, which puts him second in team history in terms of rushing touchdowns and fifth in overall touchdowns. Riggs' name litters the Falcons record books as he was one of the most prolific rushers of his time.

#58 - JESSIE TUGGLE (1987–2000)

Jessie came to the Falcons as an undrafted free agent in 1987 and retired in August of 2001 as one of the all-time greatest players in franchise history. Nicknamed, "The Hammer", for his bone-jarring tackles, Tuggle is the club's all-time leader in total tackles with 2,065 and enjoyed 12 straight 100-tackle seasons. He led the team in tackles in a season 10 times and amassed 20 or more tackles in a single-game on four occasions with a personal-best of 24 stops. His 14 seasons played, 189 career starts and 209 total games played are third-most ever in Falcons history. Tuggle's five Pro Bowl appearances (1992, 1995, 1995, 1997, 1998) stand tied for the third-most ever by a Falcons player. The Falcons honored #58 with "Jessie Tuggle Day" during halftime of the Falcons game vs. the Detroit Lions on December 22, 2002.

#21 - DEION SANDERS (1989–1993)

Sanders was a three-time Pro Bowl starter during his Falcons career after being selected as the fifth overall player in the 1989 draft out of Florida State. Considered one of the best pure cornerbacks ever to lace up a pair of cleats, Sanders also doubled as a dangerous return man. He was recently tabbed the 34th best player in the history of the League by a new NFL Films-produced series, The Top 100: NFL's Greatest Players.

#28 - WARRICK DUNN (2002–07)

In 2002, Dunn was signed by the Atlanta Falcons where he spent the next six years of his career. Dunn posted 5,981 rushing yards – fourth on the franchise's all-time list – in 90 games for the Birds. Dunn was also a dynamic receiver out of the backfield, his 204 receptions are second on the franchise's all-time list among running backs and his 1,635 receiving yards ranks third on that list. In 2005, Dunn was selected to his third career Pro Bowl – first with the Falcons – after posting his second consecutive 1,000-yard rushing season (1,416 yards) and catching 29 passes for 220 yards and tallying four total touchdowns. In 2006, Dunn had his third consecutive 1,000-yard rushing season (1,140) with the team and joined his teammate QB Michael Vick, who also had 1,000 yards rushing (1,039) that year as well. They became the fourth duo in NFL history to rush for 1,000 yards – only two other pairs of teammates have done it since 2006. It also marked the first time in NFL history that a quarterback and running back from the same team each rushed for over 1,000 yards.

#84 - RODDY WHITE (2005–15)

Selected with the 27th overall pick in the first round of the 2005 NFL Draft, White spent his entire 11-year career in Atlanta. The dynamic playmaker was one of the top receivers in the NFL during his era earning four straight trips to the Pro Bowl from 2008 to 2011. He set club records for receptions, receiving yards, receiving touchdowns, overall touchdowns, and 100-yard receiving games. White had a breakout season in 2007, catching 83 passes and notching 1,202 receiving yards. The next season he would team up with QB Matt Ryan to usher in one of the most successful runs in franchise history. White rattled off six straight seasons with more than 80 receptions and 1,000 yards as he helped lead Atlanta to the playoffs four times. During his All-Pro campaign in 2010, he set franchise records with 115 receptions and 1,389 yards. White finished his career with 808 receptions and was the 42nd player in NFL history to eclipse 10,000 receiving yards.

RING OF HONOR

#62 - TODD MCCLURE [2000-12]

The 237th overall pick of the 1999 NFL Draft, McClure became a franchise stalwart early in his career. Known for his grit and toughness, the Baton Rouge, La., native spent his entire 14-year career in Atlanta playing 197 games and making 195 starts. McClure set a club record, starting 144 consecutive games between 2001 and 2010. When he retired following the 2012 season, only Jeff Van Note and Mike Kenn had played more seasons and started more games in Atlanta. "Mud Duck" was a two-time member of USA Today's All-Joe Team, honoring unsung players that were not recognized with Pro Bowl selections each season. What he lacked in award recognition; McClure made up for in production as he anchored the offensive line for some of the most prolific units in franchise history.

He blocked for four 1,000-yard rushers including Michael Vick (2006) who became the first quarterback to reach that milestone, as well as Michael Turner (2008 & 2010), Warrick Dunn (2004, 2005 & 2006), and Jamal Anderson (2000). In 2006, McClure was part of the first offense in NFL history to boast a pair of 1,000-yard rushers at quarterback and running back when Vick and Dunn accomplished that feat. During his career, the Falcons posted five 10-win seasons, reached the postseason six times, and appeared in two conference championship games.

ALL-TIME ALPHABETICAL ROSTER

A

Abernathy, Micah (S), Tennessee	2022
Abraham, John (DE), South Carolina	2006-12
Abrams, Delrick Jr (CB), Colorado	2020
Absher, Dick (LB), Maryland	1967-68
Acks, Ron (LB), Illinois	1968-71
Adams, Bob (TE), Pacific	1976
Adams, Brent (T), UT at C'hooga	1975-78
Adams, Scott (G/T), Georgia	1997
Adams, Phillip (CB), SC St. University	2015
Adkins, Spencer (LB), Miami (Fla.)	2009-11
Agee, Mel (DL), Illinois	1992-95
Akers, Jeremy (T), Notre Dame	1997
Alex, Keith (G), Texas A&M	1993
Alexander, Harold (P), Appalachian St.	1993-94
Alexander, P.J (G), Syracuse	2006
Alford, Dee (CB), Tusculum	2022
Alford, Robert (CB), Southeast Louisiana	2013-2018
Ali, Josh (WR), Kentucky	2022
Allen, Anthony (WR), Washington	1985-86
Allen, Demetrius (WR), Virginia	1996
Allen, Grady (LB), Texas A&M	1969-72
Allen, Ricardo (CB), Perdue	2014-20
Allen, Ryan (P), LA Tech	2019
Allgeier, Tyler (RB), BYU	2022
Ambrose, Ashley (CB), Miss. Valley St.	2000-02
Andersen, Morten (K), Mich. St.	1995-00, 06-07
Andersen, Troy (LB), Montana St.	2022
Anderson, Abdullah (DT), Bucknell	2022
Anderson, Anthony (RB), Temple	1980
Anderson, Courtney (TE), San Jose State	2007
Anderson, Darren (CB), Toledo	1998
Anderson, Dunstan (DL), Tulsa	1994
Anderson, Jamaal (DE), Arkansas	2007-10
Anderson, Jamal (RB), Utah	1994-01
Anderson, Taz (TE), Georgia Tech	1966-67
Anderson, Tim (DT), Ohio State	2007
Andrews, Josh (OL) Oregon St.	2021
Andrews, William (RB), Auburn	1979-83, 86
Anenih, David (OLB), Houston	2022
Archambeau, Lester (DE), Stanford	1993-99
Archer, Dave (QB), Iowa St.	1984-87
Arenas, Javier (CB), Alabama	2014
Armstrong, Cornell (CB), Southern Miss.	2022
Asamoah, Jon (G), Illinois	2014
Atkins, Corey (LB), South Carolina	2000
Auer, Joe (RB), Georgia Tech	1968
Austin, Cliff (RB), Clemson	1984-86

B

Babineaux, Jonathan (DT), Iowa	2005-16
Badanjek, Rick (RB), Maryland	1987-88
Bailey, Allen (DE), Miami (Fla.)	2019-20
Bailey, Jim (DT), Kansas	1976-78
Bailey, Larry (DT), Pacific	1974

Bailey, Stacey (WR), San Jose St.	1982-90
Baker, Eugene (WR), Kent	1999-00
Baker, Sam (OT), USC	2008-14
Baker, Sean (S) Ball State	2013-2014
Baker, Tony (RB), East Carolina	1986
Baldwin, Robert (RB), Duke	1996
Banks, Chris (G), Kansas	2000-01
Barnes, Gary (WR), Clemson	1966-67
Barner, Kenjon (RB), Oregon	2019
Barnes, Lew (WR,KR), Oregon	1988
Barnett, Doug (C) Azusa Pacific	1987
Barnett, Oliver (DT), Kentucky	1990-92
Bartkowski, Steve (QB), California	1975-85
Bartu, Joplo (LB), Texas State	2013-2015
Bates, Daren (LB), Auburn	2021
Bates, Patrick (S), Texas A&M	1996
Batiste, D'Anthony (OL), Louis.-Lafayette	2007
Batson, Cam (WR), Texas Tech	2022
Bayne, Chris (S), Fresno State	1997-98
Bean, Bubba (RB), Texas A&M	1976-80
Beadles, Zane (T), Utah	2018
Beasley, Aaron (CB), West Virginia	2004
Beasley Jr, Vic (DE), Clemson	2015-19
Beavers, Willie (OL), W. Michigan	2020-21
Bebout, Nick (T), Wyoming	1973-75
Beck, Jordan (LB), Cal Poly	2006
Beckman, Brad (TE), Nebraska-Omaha	1989
Bell, Bill (PK), Kansas	1971-72
Bell, Kerwin (QB), Florida	1988
Bell, Quinton (OLB) Prairie View A&M	2021-22
Belton, Willie (RB), Maryland St.	1971-72
Benish, Dan (DT), Clemson	1983-86
Benkert, Kurt (QB), Virginia	2018-20
Bennett, Cornelius (LB), Alabama	1996-98
Bennett, Michael (DE), Ohio State	2019
Benson, Cliff (TE), Purdue	1984-85
Benson, Duane (LB), Hamline	1972-73
Benson, Thomas (LB), Oklahoma	1984-85
Bentley, Scott (K), Florida State	1997
Bethel, Justin (CB), Presbyterian	2018
Bergeron, Troy (WR), No college	2009
Bernhardt, Jared (WR), Ferris St.	2022
Berry, Bob (QB), Oregon	1968-72
Beverly, Eric (TE), Miami (Ohio)	2004-06
Bibla, Martin (G), Miami	2002-04
Biermann, Kroy (DE), Montana	2008-15
Bingham, Guy (C/G), Montana	1989-91
Birden, J.J. (WR), Oregon	1995-96
Bishop, Brandon (S)N.C. St.	2014
Bishop, Greg (G), Pacific	1999
Blake, Christian (WR), Northern Illinois	2018-21
Blakley, Dwayne (TE), Missouri	2004-07
Blalock, Justin (OG), Texas	2007-14
Bledsoe, Amani (DL), Oklahoma	2022
Bleick, Tom (S), Georgia Tech	1967
Bolden, Juran (CB), Mississippi Delta	96-98, 02-03

ALL-TIME ALPHABETICAL ROSTER

Boley, Michael (LB), Southern Miss	2005-08
Booker, Marty (WR), Louisiana-Monroe	2009
Booker, Michael (CB), Nebraska	1997-99
Bordano, Chris (LB), SMU	2000
Bosher, Matt (P), Miami (Fla.)	2011-19
Bosley, Bruce (G), W Virginia	1969
Bowick, Tony (NT), UT/Chattanooga	1989
Bowling, Andy (LB), Virginia Tech	1967
Boyd, Sean (S), North Carolina	1996
Bradford, Allen (LB), Southern California	2015
Bradford, Ronnie (CB/S), Colorado	1997-01
Brailford, Jonathan (OLB) Oklahoma St.	2021
Brailford, Jordan (OLB)	2022
Bramlet, Casey (QB), Wyoming	2007
Bramlett, John (LB), Memphis St.	1971
Brandon, David (LB), Memphis State	1996-97
Breitenstein, Bob (G/T), Tulsa	1969-70
Brett, Walt (G), Montana	1976
Brewer, Sean (TE), San Jose State	2003
Brezina, Greg (LB), Houston	1968-69, 71-79
Brinkley, Beau (LS), Missouri	2022
Britt, James (DB), LSU	1983-87
Brock, Eric (S), Auburn	2008-09
Brooking, Keith (LB), Georgia Tech	1998-08
Brooks, Ethan (DT/OL), Williams College	1996
Brooks, Jonathan (LB), Clemson	1980
Brooks-James, Tony (RB), Oregon	2020
Broussard, Steve (RB), Washington St.	1990-93
Brown, Aaron (LB), Ohio State	1986-87
Brown, Charlie (WR), SC State	1985-87
Brown, Clay (TE), Brigham Young	1982
Brown, Corey (WR), Tulsa	2001
Brown, Greg (DE), Kansas State	1987-88
Brown, Jamon (OL), Louisville	2019
Brown, Omar (S), North Carolina	1998-99
Brown, Ray (S), W Texas State	1971-78
Brown, Reggie (RB), Oregon	1982
Brown, Shannon (DT), Alabama	1996
Brown, Tyrone (WR), Toledo	1995-96
Bruce, Aundray (LB), Auburn	1988-91
Bruggeman, Rob (OL), Iowa	2011
Brunskill, Daniel (OL), San Diego State	2018
Brunson, Mike (WR/RB), Arizona St.	1970
Bryan, Rick (DT), Oklahoma	1984-92
Bryant, Charles (RB), Allen	1969
Bryant, Matt (K), Baylor	2009-19
Bryant, Romby (WR), Tulsa	1969
Bryant, Warren (T), Kentucky	1977-84
Bucannon, Deone (S), Washington St.	2020
Buchanan, Ray (CB), Louisville	1997-03
Buckley, Marcus (LB), Texas A&M	2000
Bullard, Jonathan (DL), Florida	2021
Burke, Vern (WR), Oregon St.	1966
Burley, Gary (DT), Pittsburgh	1984
Burrough, John (DT), Wyoming	1995-98
Burrow, Ken (WR), San Diego St.	1971-75

Burson, Jimmy (CB/S), Auburn	1968
Bush, Devin (S), Florida State	1995-98
Bush, Rafael (S), South Carolina St.	2010
Butler, Bobby (CB), FSU	1981-92
Butler, Jim (RB), Edward Waters	1968-71
Byas, Rick (DB), Wayne St.	1974-80
Byrd, Damiere (WR), South Carolina	2022

C

Cabral, Brian (LB), Colorado	1979
Cahill, Dave (DT), Northern Arizona	1969
Cain, Lynn (RB), USC	1979-84
Calhoun, Taveze (CB), Miss. State	2018
Calland, Lee (CB), Louisville	1966-68
Calloway, Chris (WR), Michigan	1999
Camp, Reggie (DE), California	1988
Campbell, De'Vondre (LB), Minnesota	2016-19
Campbell, Scott (QB), Purdue	1986-90
Campbell, Sonny (RB), North Arizona	1970-71
Carimi, Gabe (OL), Wisconsin	2014
Carpenter, James (OL), Alabama	2019-20
Carpenter, Keion (S), Virginia Tech	2002-03, 05
Carrington, Paul (DE), Central Fla.	2006
Carter, Bruce (LB), North Carolina	2018
Carter, Jamal (S), Miami (Fla.)	2019-20
Carter, Marty (S), Midd. Tenn. St.	1999-01
Carter, Shyheim (CB), Alabama	2020
Carty, Johnndale (S), Utah State	1999-02
Case, Scott (DB), Oklahoma	1984-94
Cash, Antoine (LB), SMU	2005
Cash, Chris (CB), USC	2005
Cash, Rick (DE), NE Missouri	1968
Casillas, Tony (DT), Oklahoma	1986-90
Cason, Wendell (DB), Oregon	1985-87
Cavness, Grady (CB), Texas-El Paso	1970
Cawley, Mike (QB), James Madison	1996
Cerne, Joe (C), Northwestern	1968
Chaffey, Pat (RB), Oregon St.	1991
Chambers, Kirk (OL), Stanford	2011
Chandler, Chris (QB), Washington	1997-01
Chapman, Mike (G), Texas	1984
Chiaverini, Dale (WR), Colorado	2002
Childs, Henry (TE), Kansas St.	1974
Chesson, Wes (WR), Duke	1971-73
Chester, Chris (G), Oklahoma	2015-16
Christian, Bob (FB), Northwestern	1997-02
Claridge, Dennis (QB), Nebraska	1966
Claridge, Travis (G/T), USC	2000-03
Clark, Bret (S), Nebraska	1986-88
Clark, Vinnie (CB), Ohio St.	1993-94
Claxton, Ben (G), Mississippi	2005
Claybo, Tyson (G), Wake Forest	2006-12
Clayborn, Adrian (DE), Iowa	2015-17, 19
Clayton, Stan (T/G), Penn State	1988-89
Cobb, DeAndra (RB), Michigan State	2005

ALL-TIME ALPHABETICAL ROSTER

Coffey, Junior (RB), Washington	1966-67-69
Coffman, Chase (TE), Missouri	2012-13
Cogdill, Gail (WR), Washington St.	1969-70
Coia, Angelo (WR), USC	1966
Coleman, Derrick (FB), UCLA	2017
Coleman, Erik (S), Washington State	2008-09
Coleman, Lincoln (RB), Baylor	1996
Coleman, Rod (DT), East Carolina	2004-07
Coleman, Tevin (RB), Indiana	2015-18
Collins, Calvin (G/C), Texas A&M	1997-00
Collins, Jalen (CB), LSU	2015-16
Collins, Shawn (WR), N Arizona	1989-91
Collins, Sonny (RB), Kentucky	1976
Cominsky, John (DE), Charleston (W. Va.)	2019-21
Compton, Tom (T), South Dakota	2016
Condo, John (LS), Maryland	2018
Condren, Glen (DT), Oklahoma	1969-72
Cone, Kevin (WR), Georgia Tech	2011-13
Conner, Darion (LB), Jackson State	1990-93
Cook, Ed (G), Notre Dame	1966-67
Cooper, Chris (S), Stony Brook	2019
Cooper, Evan (DB), Michigan	1988-89
Cope, Jim (LB), Ohio	1976
Copeland, Brandon (OLB), Pennsylvania	2021
Cordill, Olie (WR), Memphis St.	1968
Correal, Chuck (C), Penn St.	1979-80
Costello, Joe (LB), Central Connecticut	1986-88
Cotrell, Ted (LB), Delaware Valley	1969-70
Cotton, James (LB), Ohio State	2003
Cotton, Marcus (LB), USC	1988-89
Cousin, Terry (CB), South Carolina	2000
Cox, Arthur (TE), Tex Southern	1983-87
Cox, Mike (FB), Georgia Tech	2011-12
Crawford, Jack (DT), Penn St.	2017-19
Crocker, Chris (S), Marshall	2006-07
Crockett, Henri (LB), Florida State	1997-01
Croudip, David (DB), San Diego State	1985-88
Crowe, Larry (DB), Tex Southern	1975
Crumpler, Alge (TE), North Carolina	2001-07
Curran, Willie (WR), UCLA	1982-84
Curry, Buddy (LB), North Carolina	1980-87
Cyprien, Johnathan (CB), FIU	2019

D

Dabney, Carlton (DT), Morgan St.	1968
Dahl, Harvey (OG), Nevada-Reno	2007-10
Dalman, Drew (OL), Stanford	2021-22
Dalton, Jalen (DL), North Carolina	
Daluiso, Brad (K), UCLA	1991
Dantzler, Woodrow (RB), Clemson	2003
Darby, Frank (WR), Arizona St.	2021-22
Davis, Antone (T) Tennessee	1996-97
Davis, Brad (RB), LSU	1975
Davis, Chauncey (DE), FSU	2005-10
Davis, Dominique (QB), East Carolina	2012-13
Davis, Drew (WR), Oregon	2012-14

Davis, Greg (K), Citadel	1987-90
Davis, Mike (RB), South Carolina	2021
Davis, Mitch (LB), Georgia	1994
Davis, Nathan (DT), Indiana	1997
Davis, Paul (LB), North Carolina	1981-82
Davis, Ron (DB), Tennessee	1995
Davis, Scott (G), Iowa	1997
Davidson, Marlon (DT), Auburn	2020-22
Davison, Tyeler (DT), Fresno State	2019-21
Daykin, Tony (LB), Georgia Tech	1979-81
DeBerg, Steve (QB), San Jose St.	1998
DeCoud, Thomas (S), California	2008-13
Dennard, Darqueze (CB), Michigan St.	2020
Dent, Akeem (LB), Georgia	2011-13
Denton, Tim (CB), Sam Houston St.	1996-97
Detmer, Ty (QB), BYU	2004-05
Dickerson, Eric (RB), SMU	1993
Dickerson, Matt (DL), UCLA	2022
Dils, Steve (QB), Stanford	1988
DiMarco, Patrick (FB), South Carolina	2013-2016
Dimry, Charles (DB), UNLV	1988-90
Dinkins, Howard (LB), Florida St.	1992-93
Dixon, Corey (WR), Nebraska	1994
Dixon, Floyd (WR), Stephen F. Austin	1986-91
Dixon, Rich (LB), California	1983
Dodd, Al (WR), NW Louisiana St.	1973-74
Doleman, Chris (DE), Pittsburgh	1994-95
Donaldson, Jeff (S), Colorado	1991-93
Donnelly, Rick (P), Wyoming	1985-88
Donohoe, Mike (TE), U-of-SF	1968, 1970-71
Douglas, Harry (WR), Louisville	2008-14
Douglas, Jamil (G), Arizona St.	2017
Downs, Gary (RB), N.C. State	1997-00
Draft, Chris (LB), Stanford	2000-04
Dronett, Shane (DT), Texas	1996-02
Duckett, T.J. (RB), Michigan St.	2002-05
Dudley, Kevin (FB), Michigan	2006
Dufour, Dan (C/G), UCLA	1983-84
Duich, Steve (G), San Diego St.	1968
Dukes, Jamie (G), Florida State	1986-93
Dunaway, Dave (WR), Duke	1968
Dunbar, LaTarence (WR), TCU	2003
Duncan, Jamie (LB), Vanderbilt	2004
Dunn, Perry Lee (RB), Mississippi	1966-68
Dunn, Warrick (RB), Florida St.	2002-07
Durant, Chris (OL), William & Mary	2018
Durant, Justin (LB) Hampton	2015
Dwight, Tim (WR), Iowa	1998-00

E

East, Ron (DT), Montana St.	1976
Eastering, Ray (S), Richmond	1972-79
Eatman, Irv, (T), UCLA	1994
Eaton, Tracey (S), Portland St.	1991-93
Eber, Rick (WR), Tulsa	1968
Ebiketie, Arnold, (OLB), Penn State	2022

ALL-TIME ALPHABETICAL ROSTER

Edoga, Chuma (OL), USC	2022
Edwards, Antonio (DE), Valdosta St.	1998
Edwards, Antuan (S), Clemson	2005
Edwards, Austin (DE), Ferris State	2020
Edwards, Brad (S), South Carolina	1994-96
Edwards, Bryan (WR), South Carolina	2022
Edwards, Ray (DE), Purdue	2011
Edwards, Terrence (WR), Georgia	2003
Elam, Jason (K), Hawaii	2008-09
Eley, Monroe (RB), Arizona St.	1975-78
Ellerbee, Emmanuel (ILB), Rice	2021
Ellis, Clarence (CB), Notre Dame	1972-74
Elliott, Jamin (WR), Delaware	2006
Emanuel, Bert (WR), Rice	1994-97
Emery, Larry (RB), Wisconsin	1987
Enderle, Dick (G), Minnesota	1969-71
English, R.J. (WR), Pittsburgh	2002
Epps, Tory (NT), Memphis State	1990-92
Esposito, Mike (RB), Boston College	1976-79
Etheridge, Dorian (ILB), Louisville	2021-22
Etling, Danny (QB), LSU	2019
Etter, Bob (K), Georgia	1968-69
Evans, Rashaan (LB), Alabama	2022
Everett, Major (RB), Mississippi College	1987
Ewing, Bradie (FB), Wisconsin	2012-13

F

Farmer, Karl (WR), Pittsburgh	1976-77
Farris, Jimmy (WR), Montana	2002-04
Faumuiua, Wilson (DT), San Jose St.	1977-81
Favre, Brett (QB), So Miss.	1991
Feely, Jay (K), Michigan	2001-04
Fenton, Rashad (CB), South Carolina	2022
Ferguson, Jim (C), USC	1969
Ferguson, Parker (OL), Air Force	2022
Fields, Edgar (DT), Texas A&M	1977-80
Fields, Scott (LB), Southern California	1996
Finneran, Brian (WR), Villanova	2000-10
Firkser, Anthony (TE), Harvard	2022
Fishback, Joe (S), Carson-Newman	1991-92
FitzPatrick, John (TE), Georgia	2022
Fitzgerald, Mike (CB/S), Iowa State	1967
Flatley, Paul (WR), Northwestern	1968-69
Flemons, Ronald (DE), Texas A&M	2001-02
Flowers, Kenny (RB), Clemson	1987, 1989
Ford, Darryl (LB), New Mexico St.	1994
Ford, Mike (CB), SE Missouri St.	2022
Forney, Kynan (G), Hawaii	2001-07
Fortin, Roman (C), San Diego State	1992-97
Fortner, Larry (WB), Miami-Ohio	1980
Foster, Renardo (OL), Louisville	2007
Fountaine, Jamal (LB), Washington	1997
Fowler, Dante Jr. (DE), Florida	2020-21
Foxworth, Domonique (CB), Maryland	2008
Fragil, Reid (T) Ohio State	2014

Fralic, Bill (G/T), Pittsburgh	1985-92
Francis, Wallace (WR), Arkansas AM&N.	1975-81
Franklin, George (RB), Texas A&I	1978
Franks, Dominique (CB), Oklahoma	2010-13
Franks, Feleipe (QB), Arkansas	2021-22
Fraser, Simon (DE), Ohio State	2008
Freeman, Devonta (RB), Florida State	2014-19
Freeman, Mike (CB/S), Fresno St.	1968-70
Freenev, Dwight (DE), Syracuse	2016
Fritsch, Ted (C), St. Norbert	1972-75
Fry, Elliott (K), South Carolina	2020
Frye, David (LB), Purdue	1983-85
Fudge, Jamaal (S), Clemson	2008-09
Fulhage, Scott (P), Kansas St.	1989-91
Fuller, Randy (CB), Tennessee St.	1998
Fusco, Brandon (OL), Slippery Rock	2018

G

Gabriel, Taylor (WR), Abilene Christian	2016-17
Gage, Russell (WR), LSU	2018-21
Gagliano, Bob (QB), Utah St.	1993
Gaison, Blane (S), Hawaii	1981-84
Gaither, Omar (LB), Tennessee	2013
Gallagher, Frank (G), N Carolina	1973
Gallarda, Tommy (TE), Boise State	2012
Gandy, Wayne (T), Auburn	2006-08
Gann, Mike (DE), Notre Dame	1985-93
Gardner, Derrick (CB), California	1999
Gardner, Moe (NT), Illinois	1991-96
Garland, Ben (G), Air Force	2015-18
Garza, Roberto (C/G), Tex. A&M Kings	2001-04
Gaylor, Trevor (WR), Miami (Ohio)	2002
Geathers, James (DT), Wichita St.	1993-95
George, Jeff, (QB), Illinois	1994-96
George, Ron (LB), Stanford	1993-96
Gia Garcia, Jim (DE), Purdue	1968
George, Steve (DT), Houston	1976
Geredine, Thomas (WR), NE Missouri St.	1973-74
German, Jammi (WR), Miami	1998-00
Germany, Willie (S), Morgan St.	1972
Giacomarro, Ralph (P), Penn State	1983-85
Gibson, Damon (WR/KR), Iowa	2002
Gilbert, Lewis (TE), Florida	1978-79
Gilbert, Tony (LB), Georgia	2008-09
Gilliam, John (WR), South Carolina St.	1976
Gipson, Paul (RB), Houston	1969-70
Glass, Glenn (WR), Tennessee	1966
Glazebrook, Bob (DB), Fresno St.	1978-83
Glymph, Junior (DE), Carson-Newman	2004-05
Godfrey, Charles (S), Iowa	2014-15
Goff, Willard (DT), W Texas St.	1985
Goldberg, Bill (NT), Georgia	1992-94
Goldson, Dashon (S), Washington	2016
Gono, Matt (OL), Wesley	2018-21
Gonzalez, Tony (TE), California	2009-13

ALL-TIME ALPHABETICAL ROSTER

Goodman, Malliciah (DE), Clemson.....	2013-16
Goodwin, C.J. (CB), California (PA).....	2016-17
Goodwin, Doug (RB), Maryland St.....	1968
Gordon, Darrin (CB/PR), Stanford.....	2001
Gordon, Dwayne (LB), New Hampshire.....	1993-94
Gordon, Tim (S), Tulsa.....	1987-90
Gossett, Colby (OL), Appalachian St.....	2021-22
Gotshalk, Len (T), Humboldt St.....	1972-76
Grace, Jermaine (LB), Miami.....	2017-19
Gradkowski, Geno (C), Delaware.....	2015
Graf, Kevin (T), USC.....	2016
Graham, Jaeden (TE), Yale.....	2018-2021
Graham, Shayne (K), Virginia Tech.....	2015
Graham, Ta'Quon (DL), Texas.....	2021-22
Grant, Richie (S), Central Florida.....	2021-22
Gray, Alex (TE), Barnard Castle School.....	2018-19
Gray, Devin (WR) Cincinnati.....	2018-20
Graziani, Tony (QB), Oregon.....	1997-00
Green, Harold (RB), South Carolina.....	1997-98
Green, Juwan (WR), Albany.....	2020
Green, Lamont (LB), Florida State.....	1999
Green, Tim (LB), Syracuse.....	1986-93
Green, T.J. (S), Clemson.....	2020
Greene, Tiger (DB), Western Carolina.....	1985
Griffith, Justin (FB), Mississippi State.....	2003-06
Grimes, Brent (CB), Shippensburg.....	2007-12
Grimm, Dan (G/C), Colorado.....	1966-68
Gunn, Harland (G), Miami.....	2012-14
Gurley, Todd II (RB), Georgia.....	2020

H

Hageman, Ra'Shede (DE), Minnesota.....	2014-16, 19
Haji-Sheikh, Ali (K), Michigan.....	1986
Hall, Corey (S), Appalachian State.....	2001
Hall, Cory (S), Fresno State.....	2003-04
Hall, Darren (CB), San Diego St.....	2021-22
Hall, DeAngelo (CB), Virginia Tech.....	2004-07
Hall, Marvin (WR), Washington.....	2017-18
Hall, Travis (DT), BYU.....	1995-03
Hall, Tyler (CB), Wyoming.....	2020
Hallen, Bob (G/T), Kent State.....	1998-01
Halverson, Dena (LB), Washington.....	1970
Hamilton, Conrad (CB), East. New Mexico.....	2001
Hamilton, Ruffin (LB), Tulane.....	1997-99
Hampton, Dave (RB), Wyoming.....	1972-75
Hankerson, Leonard (WR), Miami.....	2015
Hankins, Matt (CB), Iowa.....	2022
Hansen, Don (LB), Illinois.....	1969-75
Hanspard, Byron (RB), Texas Tech.....	1997-99
Hardy, Justin (WR), Eastern Carolina.....	2015-19
Harlow, Sean, (G), Oregon St.....	2017-20
Harmon, Duron (S), Rutgers.....	2021
Harmon, Tom (G), Gus, Adolphus.....	1967
Harper, John (LB), So Illinois.....	1983
Harper, Roger (S), Ohio St.....	1993-95

Harris, Antoine (S), Louisville.....	2007-09
Harris, Bill (RB), Colorado.....	1968
Harris, Bryce (T), Fresno State.....	2015
Harris, Charles (DE), Missouri.....	2020
Harris, Erik (S), California (PA).....	2021-22
Harris, Josh (LS), Auburn.....	2012-21
Harris, Leonard (WR), Texas Tech.....	1994
Harris, Ronnie (WR), Oregon.....	1998-99
Harris, Roy (DT), Florida.....	1984-85
Harrington, Joey (QB), Oregon.....	2007
Harrison, Dennis (DE), Vanderbilt.....	1986-87
Harrison, Jonotthan (OL), Florida.....	2022
Hart, Leo (QB), Duke.....	1971
Hartssock, Ben (TE), Ohio State.....	2008
Hartwell, Edgerton (LB), Western Illinois.....	2005-06
Hauschka, Steve (K), North Carolina St.....	2009
Hawk, A.J. (LB), Ohio State.....	2016
Hawkins, Alex (WR), South Carolina.....	1966-67
Hawkins, Jaylinn (S), California.....	2021-22
Hawkins, Josh (CB), East Carolina.....	2020
Hawley, Joe (C), UNLV.....	2010-14
Haworth, Steve (DB), Oklahoma.....	1983-84
Havig, Dennis (G), Colorado.....	1972-75
Hayden, Kelvin (CB), Illinois.....	2011
Hayes, Mercury, (WR), Michigan.....	1997
Hayes, Tom (CB), San Diego St.....	1971-75
Haynes, Michael (WR), N Arizona.....	1988-93, '97
Haynes, Verron (FB), Georgia.....	2009
Hayward, Casey Jr. (CB), Vanderbilt.....	2022
Heard, Ronnie (S), Mississippi.....	2005
Heath, Rodney (CB), Minnesota.....	2002
Hebert, Bobby (QB), NW Louisiana.....	1993-96
Heck, Ralph (LB), Colorado.....	1966-68
Heimuli, Ricky (DT), Oregon.....	2014
Heller, Ron (TE), Oregon St.....	1989
Hennessy, Matt (C), Temple.....	2020-22
Herman, Chuck (G), Arkansas.....	1980
Herndon, Steve (G), Georgia.....	2004
Herron, Mack (RB), Kansas St.....	1975
Hesse, Parker (TE), Iowa.....	2021-22
Hester, Devin (WR), Miami.....	2014-15
Hester, Jessie (WR), FSU.....	1988
Hettema, Dave (T), New Mexico.....	1970
Heyward, Craig (RB), Pittsburgh.....	1994-96
Higdon, Alex (TE), Ohio State.....	1988
Hill, Brian (RB), Wyoming.....	2017-20
Hill, Drew (WR), Georgia Tech.....	1992-93
Hill, Kahlil (WR), Iowa.....	2002
Hill, Tye (CB), Clemson.....	2009
Hilton, Roy (DE), Jackson St.....	1975
Hinson, Billy (G), Florida.....	1986
Hinton, Chris (T), Northwestern.....	1990-93
Hodge, Floyd (WR), Utah.....	1982-84
Hodge, KhaDarel (WR), Prairie View A&M.....	2022
Hofrichter, Sterling (P), Syracuse.....	2020

ALL-TIME ALPHABETICAL ROSTER

Holecek, John (LB), Illinois 2002
 Holly, Bob (QB), Princeton 1984-85
 Holmes, Lamar (T), Southern Miss. 2012-14
 Holmes, Rudy (DE), Drake 1974
 Holt, Pierce (DL), Angelo St. 1993-95
 Hope, Chris (S), Florida St. 2012
 Hooper, Austin (TE), Stanford 2016-19
 Hoover, Houston (T), Jackson State. 1988-92
 Horn, Joe (WR), Itawamba (JC) 2007
 Horne, Timmy (DL), Kansas State 2022
 House, Raymond (DE), Arkansas 2003
 Houston, Chris (CB), Arkansas 2007-09
 Houston, Harrison (WR), Florida 1994
 Howard, Ed (WR), Rice 1995
 Howe, Glen (T), So Mississippi 1985-86
 Howell, Pat (G), USC 1979-83
 Hudlow, Floyd (CB/S), Arizona 1967-68
 Hudson, Chris (S), Colorado 2001
 Huff, Ben (DT), Michigan 1999
 Hughes, Bob (DE), Jackson St. 1967-69
 Humphrey, Claude (DE), Tenn. St. 1968-74, 76-78
 Hunter, John (T), BYU 1989-91
 Hunter, Scott (QB), Alabama 1976-78
 Huntley, Caleb (RB), Ball St. 2021-22
 Huntley, Kevin (DE), Kansas State 2007
 Huntley, Richard (RB), Winston-Salem. 1996
 Hurst, Hayden (TE), South Carolina. 2020-21
 Hutchinson, Tom (WR), Kentucky 1966

I

Ifedi, Germain (OL), Texas A&M 2022
 Irons, David (CB), Auburn 2007-08
 Irvin, Bruce (DE), West Virginia 2018
 Ishmael, Kemal (S) Central Florida. 2013-19

J

Jack, Eric (CB), New Mexico 1994-95
 Jackson, Alfred (WR), Texas 1978-84
 Jackson, Chevis (CB), LSU 2008-09
 Jackson, Ernie (CB), Duke 1978
 Jackson, Grady (DT), Knoxville. 2006-08
 Jackson, Jeff (LB), Auburn 1984-85
 Jackson, Larron (G), Missouri 1975-76
 Jackson, Lawrence (G), Presbyterian. 1987-88
 Jackson, Marlion (RB), Saginaw Valley St. 2006
 Jackson, Robert (LB), Texas A&M 1982
 Jackson, Steven (RB), Oregon St. 2013-14
 Jackson, Tommy (DL), Auburn 2006
 Jackson, Tyoka (DL), Penn State. 1994
 Jackson, Tyson (DE), LSU 2014-16
 Jackson, Willie (WR), Florida 2002
 James, John (P), Florida 1972-81
 James, Robert (LB), Arizona State 2009-12
 Jamison, Brandon (LB), West Georgia. 2006
 Jarrett, Grady (DT), Clemson 2015-22

Jarvis, Ray (WR), Norfolk St. 1971-72
 Jasper, Ed (DT), Texas A&M 1999-03
 Jefferson, Jason (DT), Wisconsin. 2008
 Jefferson, Shawn (WR), Central Florida. 2000-02
 Jenke, Noel (LB), Minnesota. 1972
 Jenkins, Alfred (WR), Morris Brown 1975-83
 Jenkins, Michael (WR), Ohio State 2004-10
 Jennings, Adam (WR), Fresno State. 2006-08
 Jerry, Peria (DT), Mississippi. 2009-13
 Jervey, Travis (RB), The Citadel 2001-03
 Jobko, Bill (LB), Ohio St. 1966
 Johnson, Billy (WR), Widener 1982-87
 Johnson, Darius (CB), SMU 2013
 Johnson, Derrick (CB), Washington 2006
 Johnson, D.J. (CB), Kentucky 1994-96
 Johnson, Doug (QB), Florida. 2000-03
 Johnson, Ellis (DL), Florida 2002-03
 Johnson, Eric (LB), Nebraska 2004
 Johnson, Gartrell (RB), Colorado St. 2010
 Johnson, Jaleel (DL), Iowa 2022
 Johnson, Kenny (DB), Mississippi St. 1980-86
 Johnson, Mike (OL), Alabama 2010-14
 Johnson, Norm (K) UCLA 1991-94
 Johnson, Randy (QB), Texas A&I. 1966-70
 Johnson, Rudy (RB), Nebraska. 1966
 Johnson, Thomas (DT), Middle Tenn. St. 2009
 Johnson, Tracy (RB), Clemson 1990-91
 Johnson, Undra (RB), W Virginia. 1989
 Jones, Bob (WR), San Diego St. 1969
 Jones, Bob (DB), Virginia Union. 1975-76
 Jones, Deion (LB), LSU 2016-21
 Jones, Derrick (DE), Grand Valley State. 2007
 Jones, Earl (DB), Norfolk St. 1980-83
 Jones, Henry (S), Illinois 2002
 Jones, Jerry (DT), Bowling Green 1966
 Jones, Joey (WR), Alabama 1986
 Jones, Julio (WR), Alabama. 2011-20
 Jones, June (QB), Portland St. 1977-79
 Jones, Keith (RB), Illinois 1989-92
 Jones, Terren (T), Alabama State. 2013-14
 Jones, Tony (WR), Texas. 1992
 Jordan, Antony (LB), Vanderbilt 2000-01
 Jordan, Brian (S), Richmond. 1989-91

K

Kadela, Dave (T), Virginia Tech 2001
 Kanell, Danny (QB), Florida State 1999-00
 Kay, Rick (LB), Colorado 1977
 Kazee, Damontae (S), San Diego St. 2017-20
 Kelly, Jeff (LB), Kansas State 1999-02
 Kelly, Reggie (TE), Miss. State 1999-02, 2011
 Kelly, Todd (DE), Tennessee 1996
 Kendrick, Vince (RB), Florida 1974-75
 Kenn, Mike (T), Michigan 1978-94
 Kennedy, Lincoln (G/T), Washington. 1993-95

ALL-TIME ALPHABETICAL ROSTER

Kerney, Patrick (DE), Virginia	1999-06
Keyes, Josh (LB), Boston College	2016
Kiewel, Jeff (G), Arizona	1985-87
Kinchen, Todd (WR), Louisiana State	1997-98
Kindle, Gregg (G), Tennessee St.	1976
King, Akeem (CB), San Jose St.	2015-16
King, Austin (C), Northwestern	2004-06
Kirk, Luther (CB), Illinois St.	2021
Kirouac, Lou (G/K), Boston College	1966-67
Kittner, Kurt (QB), Illinois	2002-03
Klein, Perry (QB), C.W. Post	1994-95
Knight, Leander (CB), Montclair St.	1988
Knutson, Matt (OL), North Dakota	2003
Koenen, Michael (P), W. Washington	2005-10
Koeper, Rich (T), Oregon State	1966
Komlo, Jeff (QB), Delaware	1982
Konz, Peter (C/G), Wisconsin	2012-14
Koo, Younghoe (K), Georgia Southern	2020-22
Kozlowski, Brian (TE), Connecticut	1997-03
Kramer, Erik (QB), N Carolina St.	1987
Kraynak, Rich (LB), Pittsburgh	1987
Kreple, Keith (TE), Iowa St.	1982
Kuechenberg, Rudy (LB), Indiana	1971
Kunz, George (T), Notre Dame	1969-74
Kupp, Jake (G), Washington	1967
Kuykendall, Fulton (LB), UCLA	1975-84
Kwiatkoski, Nick (LB), West Virginia	2022

L

Lake, Antwan (DE), West Virginia	2004-05
Lamb, Ron (RB), South Carolina	1972
Landman, Nate (LB), Colorado	2022
Landrum, Mike (TE), So Miss.	1984
Lang, Gene (RB), LSU	1988-90
Langford, Jeremy (RB), Michigan State	2018
Larkin, Austin (DE), Purdue	2019
Laughlin, Jim (LB), Ohio St.	1980-82, 87
Lavalletta, Kyle (QB), Richmond	2020
Lavalais, Chad (DT), LSU	2004-05
Lavan, Al (S), Colorado St. U.	1969-70
Lawrence, Kent (WR), Georgia	1970
Lawrence, Rolland (DB), Tabor	1973-80
Layne, George (FB), TCU	2001-03
Leake, John (LB), Florida	2005-06
Le Bel, Harper (TE), Col St.	1991-96
Ledbetter, Monte (WR), NW Louisiana	1969
Lee, Bob (WR), Minnesota	1969
Lee, Bob (QB), Pacific	1973-74
Lee, Danzell (TE), Lamar	1988
Lee, Dwight (RB), Michigan St.	1968
Lee, Ron (OL), Baylor	1983
Lee, Saeed (CB), Alabama State	2013
Leftwich, Byron (QB), Marshall	2007
Lehr, Matt (G), Virginia Tech.	2005-06
Lelie, Ashley (WR), Hawaii	2006

Lemmerman, Bruce (QB), San Fern. Val	1968-69
Lester, Fred (FB), Alabama A&M	1997
Lens, Greg (DT), Trinity Texas	1970-71
Leonard, Rick (OL), Florida St.	2021
Levenick, Dave (LB), Wisconsin	1983-84
Levitre, Andy (G), Oregon State	2015-18
Lewis, John (WR), Oklahoma St.	2003
Lewis, Mike (DT), Arkansas AM&N	1971-79
Lewis, Trey (NT), Washburn	2007-10
Linden, Errol (T), Houston	1966-68
Lindstrom, Chris (G), Boston College	2019-22
Locklear, Sean (T), NC State	2013
Lofton, Curtis (LB), Oklahoma	2008-11
Logan, Ernie (DE), East Carolina	1993
London, Drake (WR), USC	2022
Loneker, Keith (G), Kansas	1996
Long, Bob (WR), Wichita State	1968
Long, Jake (T), Michigan	2015
Lothridge, Billy (P/S), Georgia Tech.	1966-71
Loveall, Calvin (CB), Idaho	1988
Lowe, Omare (S), Washington	2005-06
Lowsrey, Dwight (S), San Jose St.	2014
Luckhurst, Mick (K), California	1981-87
Lyles, Robert (LB), TCU	1990-91
Lyons, Mitch (TE), Michigan State	1993-96

M

Mabin, Jordan (CB), Northwestern	2014
Mabra, Ron (DB), Howard	1975-76
Mack, Alex (C), California	2016-20
Mack, Red (WR), Notre Dame	1966
Magee, Terrence (RB), LSU	2017
Maggio, Dom (P), Wake Forest	2021
Mahelona, Jesse (DT), Tennessee	2007
Malancon, Rydell (LB), Louisiana State	1984
Mallard, Josh (DE), Georgia	2006-07
Mallory, John (S), West Virginia	1967
Malone, Art (RB), Arizona State	1970-74
Malone, DeAngelo (OLB), Western Kentucky	2022
Mankins, Jim (RB), Florida State	1967
Manley, Phillip Keith (G), Toledo	2012
Manning, Rosie (T), NE Oklahoma	1972-75
Maponga, Stansly (DE), TCU	2013-14
Marchlewski, Frank (C), Minnesota	1966-68
Mariota, Marcus (QB), Oregon	2022
Marshall, Randy (DE), Linfield	1970-71
Marshall, Rich (DT), Stephen F Austin	1966
Marshall, Whit (LB), Georgia	1999
Martin, Billy (TE), Georgia Tech.	1966-67
Martin, Charles (NT), Livingston	1988
Martin, Tony (WR), Mesa	1998, 2001
Martino, Freddie (WR), North Greenville	2014
Marx, Greg (DT), Notre Dame	1973
Massaquoi, Jonathan (DE), Troy	2012-14
Mathis, Kevin (CB), Texas A&M-Comm.	02-04, 06

ALL-TIME ALPHABETICAL ROSTER

Mathis, Terance (WR), New Mexico	1994-01	Mialik, Larry (TE), Wisconsin	1972-74
Matlock, John (C), Miami	1970-71	Miano, Rich (S), Hawaii	1995
Matthews, Al (TE), Vanderbilt	1983-85	Middleton, Ron (TE), Auburn	1986-87
Matthews, Aubrey (WR), Delta State	1986-88	Mike-Mayer, Nick (K), Temple	1973-77
Matthews, Clay (LB), Southern Cal	1994-96	Mikeska, Russ (TE), Texas A&M	1979-83
Matthews, Cliff (DE), South Carolina	2011-14,16	Millen, Hugh (QB), Washington	1988-90
Matthews, Henry (RB), Michigan St.	1973	Miller, Brandon (DE), Georgia	2008
Matthews, Jake (T), Texas A&M	2014-22	Miller, Brett (T), Iowa	1983-88
Maurer, Andy (G), Oregon	1970-73	Miller, Chris (QB), Oregon	1987-92
Maxie, Brett (S), Texas Southern	1994	Miller, Jim (QB), Michigan State	1997
Mayberry, James (RB), Colorado	1979-81	Miller, Jim (G) Iowa	1971-72, 74
Mayfield, Jalen (OL), Michigan	2021-22	Miller, Jordan (CB), Washington	2019-20
Mazzetti, Tim (K), Pennsylvania	1978-80	Miller, Junior (TE), Nebraska	1980-83
Mbu, Joey (DT), Houston	2015	Miller, Kyle (TE), Mount Union	2014
McBride, Tod (CB), UCLA	2003	Miller, Nate (OL), Louisiana State	1995-97
McBurrows, Gerald (S), Kansas	1999-03	Milling, James (WR), Maryland	1991-92
McCadam, Kevin (S), Virginia Tech	2002-05	Mills, Shawn (WR), Southern Miss.	2001
McCarthy, Brendan (RB), Boston Col	1968	Milloy, Lawyer (S), Washington	2006-08
McCartney, Ron (LB), Tennessee	1977-79	Milner, Martrez (TE), Georgia	2007-08
McCarron, A.J. (QB), Alabama	2021	Mims, David (WR), Baylor	1993-94
McCauley, Tom (S/WR), Wisconsin	1969-71	Mitchell, Barry (DE), Idaho	1997
McClain, Dewey (LB), E Central Univ	1976-80	Mitchell, Brian (CB), BYU	1991-92
McClain, Terrell (DE), South Florida	2018	Mitchell, Charles (S), Mississippi St.	2012
McClain, Robert (CB), Connecticut	2012-14	Mitchell, Ken (LB), UNLV	1973-74
McClure, Todd (C), LSU	1999-12	Mitchell, Jim (TE), Prairie View	1969-79
McCord, Quentin (WR), Kentucky	2001-03	Mitchell, Leonard (T), Houston	1987
McCown, Luke (QB), Louisiana Tech	2012	Mitchell, Roland (CB), Texas Tech	1990
McCrary, Fred (FB), Mississippi St.	2004-06	Moeaki, Tony (TE), Iowa	2015
McCrary, Greg (TE), Clark	1975-77	Moffat, Jovante (S), Middle Tennessee St.	2022
McCray, Justin (OL), Central Florida	2020	Mohr, Chris (P), Alabama	2001-04
McCullough, Liam (LS), Ohio State	2022	Monroe, Rod (TE), Cincinnati	1998-99
McDaniels, Pellom (DE), Oregon State	1999-00	Montgomery, Alton (S), Houston	1993-95
McDermott, Gary (RB), Tulsa	1969	Montgomery, Marv (T), USC	1978
McDonald, Tommy (WR), Oklahoma	1967	Moore, Michael (G), Troy State	2003
McFadden, Leon (CB), San Diego St.	2017	Moore, Robert (S), Northwestern St.	1986-89
McFadden, Paul (K), Youngstown State	1989	Moore, Ron (DT), Northwest Okla. St.	2001
McGary, Kaleb (T), Washington	2019-22	Moore, Tom (RB), Vanderbilt	1967
McGee, Molly (RB), Rhode Island	1974	Moore, William (S), Missouri	2009-15
McGill, Lenny (CB), Arizona State	1996-97	Moorehead, Kindal (DT), Alabama	2008
McGrew, Reggie (DT), Florida	2002	Moreau, Fabian (CB), UCLA	2021
McInnis, Hugh (TE), So Mississippi	1966	Morgan, Dwayne (OL), Clemson	2003
McIntyre, Corey (FB), West Virginia	2007	Moriarty, Tom (S), Bowling Green	1977-79,81
McIntyre, Secedrick (RB), Auburn	1977	Moroski, Mike (QB), Cal-Davis	1979-84
McKinley, Takk (DE), UCLA	2017-20	Morris, Larry (LB), Georgia Tech	1966
McKinney, Phil (T), UCLA	1976-80	Morstead, Thomas (P), Southern Methodist	2021
McKissic, J.D. (WR), Arkansas St.	2016	Morton, Christian (CB), Illinois	2004-05
McKyer, Tim (CB), Tex-Arlington	1991-92, '96	Motta, Zeke (S), Notre Dame	2013
McMillon, Steve (CB) Wyoming	1989	Mraz, Mark (DE), Utah State	1987
McNeil, Lukayus (OL), Louisville	2019	Mughelli, Ovie (FB), Wake Forest	2007-11
McQuilken, Kim (QB), Lehigh	1974-77	Musser, Neal (LB), NC State	1981-83
Means, Steven (DE), Buffalo	2018-21		
Meier, Carson (TE), Oklahoma	2019		
Meier, Kerry (WR), Kansas	2010-12		
Merrow, Jeff (DE), West Virginia	1975-83		
Metcalf, Eric (WR/RB), Texas	1995-96		
Meyers, Eddie (RB), Navy	1982		

N

Nagle, Browning (QB), Louisville	1995-96
Neal, Keanu (S), Florida	2016-20
Neal, Ryan (S), Southern Illinois	2018

ALL-TIME ALPHABETICAL ROSTER

Neal, Louis (WR), Prairie View 1973-74
 Neasman, Sharrod (S), Florida Atlantic 2016-20
 Neil, Dallas (TE), Montana 2000, 02
 Neuzil, Ryan (OL), Appalachian St. 2021-22
 Newman, Keith (LB), North Carolina 2003
 Newton, Cam (S), Furman 2005-06
 Nicholas, Stephen (LB), South Florida 2007-13
 Nissley, Adam (TE), UCF 2012-13
 Nizialek, Cameron (P), Georgia 2020
 Nobis, Tommy (LB), Texas 1966-76
 Nofsinger, Terry (QB), Utah 1967
 Norton, Jim (DT/DE), Washington 1967-68
 Norwood, Jerious (RB), Mississippi 2006-10
 Norwood, Ralph (OT), LSU 1989

D

Odomes, Nate (CB), Wisconsin 1996
 Ogden, Ray (TE), Alabama 1967-68
 Ogden, Ray (TE), Alabama 1967-68
 Ogundeji, Adetokunbo (OLB), Notre Dame 2021-22
 Ojinnaka, Quinn (T), Syracuse 2006-09
 Olatoye, Ayodeji (CB), North Carolina A&T 2016-17
 Oliver, Isaiah (CB), Colorado 2018-22
 Ollison, Qadree (RB), Pittsburgh 2019-21
 Oliver, Winslow (RB), New Mexico 1999-00
 Oluokun, Foyesade (LB), Yale 2018-21
 Omiyale, Frank (T), Tennessee Tech 2006
 O'Neal, Matt (C), Oklahoma 2000
 Ortega, Ralph (LB), Florida 1975-78
 Ortiz, Ricky (FB), Oregon State 2018
 Oswald, Paul (G), Kansas 1988
 Overstreet, Will (LB), Tennessee 2002-03
 Owens, Chris (CB) San Jose State 2009-12
 Owens, Dan (DT), Southern California 1996-97
 Oxendine, Ken (RB), Virginia Tech 1998-99

P

Pahukoa, Jeff (G/T), Washington 1995-96
 Palmer, Dick (LB), Kentucky 1974
 Palmer, Michael (TE), Clemson 2010-12
 Pascoe, Bear (TE), Fresno St. 2014
 Pasztor, Austin (T), Virginia 2017
 Paterra, Greg (RB), Slippery Rock 1989
 Pathon, Jerome (WR), Washington 2005
 Patterson, Cordarrelle (RB), Tennessee 2021-22
 Patton, Ricky (RB), Jackson St. 1978
 Paulk, Jeff (FB), Arizona St. 1999
 Paulsen, Logan (TE), UCLA 2018
 Pearson, Dennis (WR), San Diego St. 1978-79
 Peele, Justin (TE), Oregon 2008-10
 Pellegrini, Joe (C), Harvard 1984-86
 Pegram, Erric (RB), N Tex St. 1991-94
 Penel, Mike (DL), Colorado St. (Pueblo) 2021
 Pennington, Terrance (OT), New Mexico 2007
 Pennywell, Robert (LB), Grambling 1977-80

Peprah, Charlie (S), Alabama 2009
 Perkins, Joshua (TE), Washington 2016
 Perko, Mike (DT), Utah St. 1982
 Person, Mike (G), Montana St. 2015-16
 Peters, Corey (DT), Kentucky 2010-14
 Peterson, Mike (LB), Florida 2009-12
 Peterson, Todd (K), Georgia 2005
 Phillips, Anthony (CB), Tex. A&M Kingsv. 1994-96
 Phillips, Carol (LB), Illinois 2019
 Phillips, Jason (WR) Houston 1991-93
 Phillips, Ray (LB), North Carolina St. 1986
 Philyaw, Mareno (WR), Troy State 2000-01
 Pickens, Bruce (CB), Nebraska 1992
 Pilgrim, Evan (G/C), BYU 1999-00
 Pillers, Lawrence (DT), Alcorn State 1985
 Pinkney, Jared (TE), Vanderbilt 2020
 Pinner, Artose (RB), Kentucky 2007
 Pinion, Bradley (P), Clemson 2022
 Pittman, Bryan (LS), Washington 2009
 Pitts, Kyle (TE), Florida 2021-22
 Pitts, Lafayette (CB), Pittsburgh 2021
 Pitts, Mike (DE), Alabama 1983-86
 Pleasant, Anthony (DE), Tennessee St. 1997
 Pleasant, Reggie (DB), Clemson 1985
 Plummer, Tony (S), Pacific 1971-73
 Poage, Ray (TE), Texas 1971
 Poe, Dontari (DT), Memphis 2017
 Poling, Quentin (LB), Ohio 2019
 Pollard, Marcus (TE), Bradley 2008
 Polumbus, Tyler (T), Colorado 2015
 Poole, Brian (CB), Florida 2016-18
 Portilla, Jose (T), Arizona 1998-99
 Powell, Brandon (WR), Florida 2019-20
 Powell, Carlton (DT), Virginia Tech 2011
 Prater, Matt (K), Central Florida 2007
 Preston, Roell (WR), Mississippi 1995-96
 Price, Peerless (WR), Tennessee 2003-04
 Pridemore, Tom (S), West Virginia 1978-85
 Primus, James (RB), UCLA 1988-89
 Pringle, Mike (RB), Cal State-Fullerton 1990
 Pritchard, Mike (WR), Colorado 1992-93
 Pritchett, Billy Ray (RB), W. Texas St 1976-77
 Pritchett, Stanley (FB), South Carolina 2004
 Pritchett, Wes (LB), Notre Dame 1991
 Profit, Joe (RB), NE Louisiana 1971-73
 Provence, Andrew (DT), S Carolina 1983-87
 Pruitt, Etric (S), Southern Miss 2004
 Pruitt, MyCole (TE), Southern Illinois 2022

Q

Quarterman, Kurt (OL), Louisville 2007

R

Rackley, Derek (TE), Minnesota 2000-05

ALL-TIME ALPHABETICAL ROSTER

Rade, John (LB), Boise St.	1983-92
Rader, Jason (TE), Marshall	2008-09
Radloff, Wayne (C), Georgia	1986-89
Raine, John (TE), Northwestern	2021-22
Rassas, Nick (S), Notre Dame	1966-68
Ratkovich, Clint (FB), Northern Illinois	2022
Ray, Eddie (RB), LSU	1972-74
Ray, Terry (S), Oklahoma	1992
Reaves, Ken (CB), Norfolk St.	1966-73
Reavis, C.J. (S), Marshall	2019
Rector, Ron (RB), Northwestern	1966-67
Redding, Reggie (T), Cal St. Ful	1991
Redman, Chris (QB), Louisville	2007-11
Redmon, Anthony (G), Auburn	2000
Redmond, Rudy (CB), Pacific	1969-71
Reed, Brooks, (LB/DE), Arizona	2015-18
Reed, Frank (DB), Washington	1976-80
Reed, Oscar (RB), Colorado State	1975
Reedy, Bernard (WR), Toledo	2014
Reese, Ike (LB), Michigan State	2005-06
Reid, Michael (LB), Wisconsin	1987-92
Reese, Guy (DT), SMU	1966
Renfree, Sean (QB), Duke	2013-15
Renfro, Gilbert (QB), Tenn St.	1990
Replogle, Adam (G), Indiana	2013-14
Reynolds, Craig (RB), Kutztown	2019
Reynolds, Garrett (OT), North Carolina	2009-13
Reynolds, LaRoy (LB), Virginia	2016-17, 20
Richards, Bobby (DE), LSU	1966-67
Richards, Dave (G), UCLA	1994-96
Richards, Jordan (S), Stanford	2018
Richardson, Al (LB), Georgia Tech	1980-85
Richardson, Jerry (CB/S), W Texas St.	1966-67
Richardson, Wally (QB), Penn St.	1999
Ridder, Desmond (QB), Cincinnati	2022
Riddick, Louis (S), Pittsburgh	1992, '96
Ridlehuber, Preston (RB), Georgia	1966
Ridley, Calvin (WR), Alabama	2018-21
Ridley, Stevan (RB), LSU	2016
Reid, John (CB), Penn State	2022
Riggle, Bob (S), Penn State	1966-67
Riggs, Gerald (RB), Arizona St.	1982-88
Riley, Duke (LB), LSU	2017-19
Riley, Karon (LB), Minnesota	2002-04
Rison, Andre (WR), Mich St.	1990-94
Ritcher, Jim (G), North Carolina St.	1994-95
Rivers, Ron (RB), Fresno State	2000
Roberts, Andre (WR), Citadel	2017
Roberts, Gary (G), Purdue	1970
Roberts, George (P), Virginia Tech	1982
Roberts, Guy (LB), Maryland	1976
Robertson, Jamal (RB), Ohio Northern	2006
Robertson, Travian (DT), South Carolina	2012-13
Robinson, Aldrick (WR), Southern Methodist	2016
Robinson, Bo (RB), W Texas St.	1981-83
Robinson, Dunta (CB), South Carolina	2010-12

Robinson, Edmond (LB), Newberry	2020
Robinson, Eugene (S), Colgate	1998-99
Robinson, Laurent (WR), Illinois State	2007-08
Robison, Tommy (G), Texas A&M	1989
Robinson, Travaris (S), Auburn	2003
Robinson, Trevor (C), Notre Dame	2016
Rodgers, Jacquizz (RB), Oregon St.	2011-14
Rogers, Doug (DE), Stanford	1982
Rogers, Joe (WR), Texas Southern	1994
Rogers, Sam (LB), Colorado	2002-03
Romberg, Brett (C), Miami (Fla.)	2009, 2011
Roques, Burnell (WR), Claremont	1996
Rosen, Josh (QB), UCLA	2021
Ross, Derek (CB), Ohio State	2003
Ross, Kevin (CB), Temple	1994-95
Rossum, Allen (PR/KR/CB), Notre Dame	2002-06
Rowland, Chris (WR), Tennessee State	2020
Rozier, Mike (RB), Nebraska	1990-91
Rubin, Ahtyba (Iowa State), DT	2017
Rubke, Karl (DT), USC	1966-67
Ruether, Mike (C), Texas	1990-93
Rush, Anthony (DL), Ala.-Birmingham	2021
Rushing, Marion (LB), So Illinois	1966-68
Russ, Carl (LB), Michigan	1975
Russell, Twan (LB), Miami	2003
Ryan, Matt (QB), Boston College	2008-21
Ryckman, Billy (WR), Louisiana Tech	1977-79
Ryzek, Paul (C), Virginia	1974-79

S

Sabatino, Bill (DT), Colorado	1969
Sadowski, Troy (TE), Georgia	1990
Saffer, Michael (OL), UCLA	2003
Salaam, Ephraim (T), San Diego St.	1998-01
Sambailo, Ty (T), Colorado St.	2017-19
Samuel, Asante (CB), UCF	2012-13
Sandeman, Bill (T), Pacific	1967-73
Sanders, Bob (LB), N Texas St.	1967
Sanders, Deion (CB), Florida St.	1989-93
Sanders, Eric (T), Nevada-Reno	1981-86
Sanders, James (S), Fresno State	2011
Sanders, Lewis (CB), Maryland	2007
Sanders, Ricky (WR), SW Texas St.	1994-95
Santiago, O.J. (TE), Kent State	1997-99
Sanu, Mohamed (WR), Rutgers	2016-19
Saubert, Eric (TE), Drake	2017-18
Sauer, Craig (LB), Minnesota	1996-99
Saxton, Brian (TE), Boston College	1997
Scales, Charlie (RB), Indiana	1966
Schmidt, Roy (G/T), Long Beach St.	1969
Schaub, Matt (QB), Virginia	2004-06, 16-20
Schillinger, Shann (S), Montana	2010-12
Schneck, Mike (LS), Wisconsin	2007-09
Schofield, O'Brien (LB), Wisconsin	2015
Schonert, Turk (QB), Stanford	1986
Schraeder, Ryan (T), Valdosta St.	2013-18

ALL-TIME ALPHABETICAL ROSTER

Schreiber, Adam (C/G), Texas	1997-99
Schulters, Lance (S), Hofstra	2006
Schweitzer, Wes (G), San Jose St.	2016-19
Scott, Bryan (S), Penn State	2003-05
Scott, Dave (T), Kansas	1976-82
Scott, Freddie (WR), Penn State	1996
Scott, Jonathan (T), Texas	2014
Scully, John (C), Notre Dame	1981-90
Seay, Virgil (WR), Troy St.	1984
Senat, Deadrin (DT), South Florida	2018-20
Settle, John (RB), Appalachian	1987-90
Shabazz, Siddeeq (S), New Mexico State	2003-04
Shaffer, Kevin (T), Tulsa	2002-05
Shaffer, Justin (OL), Georgia	2022
Sharp, Dan (TE), Texas Christian	1987
Sharpe, Glenn (CB), Miami (Fla.)	2008
Sharpe, Tajae (WR), Massachusetts	2021
Shay, Jerry (DT), Purdue	1968-69
Shears, Larry (CB), Lincoln, Mo.	1971
Sheffield, Kendall (CB), Ohio State	2019-21
Shelby, Derrick (DE), Utah	2016-18
Shelley, Elbert (S), Arkansas State	1987-96
Shembo, Prince (LB), Notre Dame	2014
Sherlag, Bob (WR), Memphis St.	1966
Shiner, Dick (QB), Maryland	1971-73
Shivers, Wes (T), Mississippi St.	2000
Shockley, D.J. (QB), Georgia	2006-08
Shropshire, Darrell (DT), South Carolina	2005-06
Shuler, Mickey (TE), Penn St.	2015
Sidbury, Lawrence (DE), Richmond	2009-12
Sidle, Jimmy (TE/RB), Auburn	1966
Sieminski, Chuck (DT), Penn State	1966-67
Silvestri, Carl (CB-S), Wisconsin	1966
Simeta, Mike (DT), Kansas St.	1983
Simoneau, Mark (LB), Kansas St.	2000-02
Simmons, Jerry (WR), Bethune-Cookman	1967-69
Simon, Jim (G/T), Miami	1966-68
Simms, Matt (QB), Tennessee	2015-17, 19
Sims, Joe (T), Nebraska	1991
Sloan, Steve (QB), Alabama	1966-67
Small, Gerald (CB), San Jose St.	1984
Small, John (DT), Citadel	1970-72
Smigelsky, Dave (P), Virginia Tech	1982
Smith, Antone (RB), Florida State	2010-14
Smith, Brady (DE), Colorado St.	2000-05
Smith, Chuck (DE), Tennessee	1992-99
Smith, Don (DE), Miami	1979-84
Smith, Ed (TE), no college	1997-98
Smith, Ito (RB), Southern Miss.	2018-20
Smith, Jacques (LB), Tennessee	2014
Smith, Jerome (RB), Syracuse	2014
Smith, Keith (FB), San Jose State	2019-22
Smith, Kobe (DL), South Carolina	2022
Smith, Lee (TE), Marshall	2021
Smith, Maurice (RB), North Car. A&T	2000-02
Smith, Mike (WR), Grambling	1980
Smith, Ralph (TE), Mississippi	1969
Smith, Rashad (LB), Florida Atlantic	2021
Smith, Reggie (WR), NC Central	1980-81
Smith, Ron (CB/WR), Wisconsin	1966-67
Smith, Royce (G), Georgia	1974-76
Smith, Tony (RB), Southern Miss.	1992-94
Smith, Vinson (LB), E Carolina	1998
Snelling, Jason (RB), Virginia	2007-13
Snider, Malcolm (G), Stanford	1969-71
Snyder, Todd (WR), Ohio U.	1970-72
Sobocinski, Phil (C), Wisconsin	1968
Soliai, Paul (DT) Utah	2014-15
Solomon, Jesse (LB), Florida St.	1992
Southward, Dezmen (S), Wisconsin	2014-15
Spencer, Darryl (WR), Miami-Fla.	1994-95
Spiller, Phil (S), Cal State-LA	1968
Spiva, Andy (LB), Tennessee	1977
Spivey, Mike (CB), Colorado	1982
Spriggs, Jason (OL), Indiana	2021
Spruill, Marquis (LB), Syracuse	2014
Stamps, Sylvester (WR), Jackson St.	1984-88
Stanback, Haskel (RB), Tennessee	1974-79
Stanciel, Jeff (RB), Miss Valley	1969
Stanley, Montavious (DT), Louisville	2007
Starr, Tyler (LB), South Dakota	2014-15
Stecker, Aaron (RB), Western Illinois	2009
Steinfort, Fred (PK), Boston College	1977-78
Stepanovich, Alex (C), Ohio State	2008
Stewart, Matt (LB), Vanderbilt	2001-04
Stewart, Steve (LB), Minnesota	1978
Still, Bryan (WR), Virginia Tech	1999
Stinson, Lemuel (CB), Texas Tech	1993
Stocker, Luke (TE), Tennessee	2019-20
Stokes, Barry (T), Eastern Michigan	2005
Stone, Daren (S), Maine	2007
Stone, James (C), Tennessee	2014-15
Strahan, Art (DT), Texas Southern	1968
Strong, Ray (RB), Nevada/Las Vegas	1978-82
Stupar, Nate (LB), Penn St.	2014-15
Stutz, Boone (TE/LS) Texas A&M	2006-07
Stryzinski, Dan (P), Indiana	1995-00
Styles, Lorenzo (LB), Ohio State	1995-96
Suchy, Larry (CB), Mississippi College	1968
Sullivan, Jim (DE), Lincoln, MO	1970
Sullivan, Pat (QB), Auburn	1972-75
Sutter, Eddie (LB), Northwestern	1997
Switek, Will (OT), Stanford	2009-12
Swayda, Shawn (DE), Arizona State	1998-01
Szczeczko, Joe (DT), Northwestern	1966-68
Szczerba, Andrew (TE), Boise State	2013

T

Talbert, Don (T), Texas	1966-68
Talley, Ben (LB), Tennessee	1998
Talley, Darryl (LB), West Virginia	1995

ALL-TIME ALPHABETICAL ROSTER

Tamme, Jacob (TE), Kentucky2015-16
 Tate, Rodney (RB), Texas1984
 Taylor, Henry (DT), South Carolina2000
 Taylor, Jamar (CB), Boise State2019
 Taylor, Johnnie (LB), Hawaii1984-86
 Taylor, Malcom (DE), Tennessee St.1989
 Taylor, Terry (CB), Southern Illinois.....1995
 Taylor, Tony (LB), Georgia2007
 Taylor, Vincent (DL), Oklahoma State2022
 Tavecchio, Giorgio (K), California2018
 Teague, Matthew (DE), Prairie View1981
 Ten Napel, Garth (LB), Texas A&M1978
 Terrell, A.J. (CB), Clemson2020-22
 Thaxton, Galand (LB), Wyoming1989
 Therezie, Robenson (S), Auburn2015-16
 Thibodeaux, Keith (CB), N.W. Louisiana1999
 Thielemann, RC (G), Arkansas1977-84
 Thierry, John (LB), Alcorn St.2002
 Thomas, Ahmad (LB), Oklahoma2019
 Thomas, Ben (DE), Auburn1989
 Thomas, Chuck (G), Oklahoma1985
 Thomas, George (WR), Nev.-Las Vegas1989-92
 Thomas, Rodney (RB), Texas A&M.....2001
 Thomas, Sean (DB), TCU1985
 Thompson, Michael (T), Tennessee St.....2000-02
 Thompson, Woody (RB), Miami1975-77
 Thornal, Kevin (WR), S. Methodist1997
 Thurman, Nick (DL), Houston2021
 Tialavea, D.J. (TE), Utah State2015-16
 Tilleman, Mike (DT), Montana1973-76
 Tinker, Gerald (WR), Kent State1974-75
 Tippins, Ken (LB), MTSU1990-95
 Tobeck, Robbie (C), Washington St.....1993-99
 Toggiai, Jerry (DL), Kansas ST2002
 Toilolo, Levine (TE), Stanford2013-17
 Tolleson, Tommy (WR), Alabama1966
 Tolliver, Billy Joe (QB), Texas Tech.....1991-93, '96-97
 Toloumu, David (RB), Hawaii1982
 Toone, Tim (WR), Weber State2012
 Torrence, Leigh (CB), Stanford2005
 Trammell, Austin (WR), Rice2021
 Traynham, Wade (K), Frederick1966-67
 Treadwell, Laquon (WR), Ole Miss2020
 Tripp, Jordan (LB), Montana2017
 Trueblood, Jeremy (T), Boston College2013
 Trufant, Desmond (CB), Washington2013-19
 Tugaolo, Esera (DT), Oregon State1998
 Tuggle, Jessie (LB), Valdosta State1987-00
 Tuioti-Mariner, Jacob (DE), UCLA2018-20
 Tupou, Taniela (DT), Washington2017
 Turnbull, Nick (CB), Florida International2006
 Turner, Jimmy (DS), UCLA1986-87
 Turner, Michael (RB), Northern Illinois.....2008-12
 Tutson, Tom (DB), SC State1983
 Tuttle, Perry (WR), Clemson1984

Tyner, Scott (P), Oklahoma State1994
 Tyrrell, Tim (RB), No. Illinois1984-86

U

Ulmer, Artie (LB), Valdosta State.....2001-05
 Umenyiora, Osi (DE), Troy State2013-14
 Upshaw, Courtney (DT), Alabama2016-17

V

Van Note, Jeff (C), Kentucky1969-86
 Vaughan, Josh (RB), Richmond2013
 Vaughn, Darrick (CB/Ret), Southwest Tex.....2000-01
 Vaughn, Khaleed (DE), Clemson.....2004
 Vaughters, James (DLB), Stanford2021
 Veal, Demetrin (DT)2003
 Vellano, Joe (DT), Maryland2016-17
 Verdin, Clarence (QB), SW Louisiana.....1994
 Vick, Michael (QB), Virginia Tech2001-06
 Vinson, Tony (RB), Towson State.....1995
 Vinyard, Kenny (K), Texas Tech1970

W

Wages, Harmon (RB), Florida1968-71,73
 Wagoner, Danny (DB), Kansas1985
 Walker, Chuck (DT), Duke1972-75
 Walker, Cleo (LB), Louisville1971
 Walker, Darnell (CB), Oklahoma1993-96
 Walker, Mykal (LB), Fresno State2020-22
 Walker, Vance (DT), Georgia Tech2009-12
 Wallace, Anthony (RB), California1993
 Walls, Darrin (CB), Notre Dame2011
 Ward, Terron (RB), Oregon St.2015-17
 Warwick, Lonnie (LB), Tenn Tech1973-74
 Washington, Charles (S), Cameron1992-94
 Washington, Joe (RB), Oklahoma1985
 Washington, Joe (RB), Illinois St.....1973
 Washington, Ronnie (LB), NE Louisiana St.....1985
 Waskiewicz, Jim (C), Wichita St.1969
 Watson, Ryan (DL), Appalachian St.2002
 Weary, Fred (CB), Florida2002
 Weatherford, Jim (S), Tennessee1969
 Weatherspoon, Sean (LB), Missouri2010-14, 16-17
 Weatherley, Jim (C), None1976
 Webster, Jason (CB), Texas A&M.....2004-06
 Weems, Eric (WR), Bethune-Cookman2007-11,14-16
 Weiner, Todd (T), Kansas St.2002-08
 West, Ed (TE), Auburn1997
 Wetzell, John (OL), Boston College.....2019-20
 Wheeler, Phillip (LB), Georgia Tech2015-16
 Wheelwright, Ernie (RB), So. Illinois1966-67
 Whisenhunt, Ken (TE), Georgia Tech.....1985-88
 White, Chris (DE), Southern2000
 White, Dez (WR), Georgia Tech2004-05

ALL-TIME ALPHABETICAL ROSTER

White, Lyman (LB), LSU1981-82
 White, Roddy (WR), UAB 2005-15
 White, William (S), Ohio State 1997-98
 Whitfield, Bob (OT), Stanford..... 1992-03
 Whitlow, Bob (C), Arizona1966
 Widell, Dave (G), Boston College1998
 Wilcox, J.J. (S), Georgia Southern2019
 Wile, Matt (P), Michigan2016
 Wiley, Chuck (DE), LSU 2000-01
 Wilkerson, Ben (C), LSU 2007-08
 Wilkinson, Elijah (OL), Massachusetts..... 2022
 Wilkes, Reggie (LB), Georgia Tech 1986-87
 Wilkins, Gary (TE), Georgia Tech 1988-91
 Wilkins, Marcus (LB), Texas 2007
 Williams, Avery (CB), Boise St.2021-22
 Williams, Brandon (CB), Michigan 2003
 Williams, Brian (CB), North Carolina State..... 2009-10
 Williams, Clay (T), Indiana1996
 Williams, Demorrio (LB), Nebraska2004-07
 Williams, Elijah (CB), Florida 1998-01
 Williams, Gene (G/T), Iowa State 1996-99
 Williams, Jimmy (CB), Virginia Tech 2006-07
 Williams, Joel (LB), Wis/LaCrosse 1979-82, 86-89
 Williams, Keith (RB), SW Missouri1986
 Williams, Nick (WR), Connecticut.....2015-17
 Williams, Richard (RB) Memphis St.1983
 Williams, Sam (DE), Michigan State..... 1966-67
 Williams, Shawn (S), Georgia.....2021
 Williams, Thomas (DE), Wyoming1994
 Williams, Travis (LB), Auburn 2007
 Williams, Tyrone (CB), Nebraska..... 2003
 Williamson, Chris (CB), Minnesota 2020
 Willig, Matt (T/G), Southern California 1996-97
 Willis, Mitch (DT), SMU1988
 Wilson, Brenard (S), Vanderbilt1987
 Wilson, Jim (C), Georgia1967
 Wilson, John Parker (QB), Alabama 2009-10
 Wilson, Wade (QB), East Texas St.1992
 Wimberly, Marcus (S), Miami1997
 Windauer, Bill (DT), Iowa1976
 Wingo, Ronnie (RB), Arkansas2014
 Winkler, Randy (G), Tarleton St.....1968
 Wire, Coy (LB), Stanford 2008-10
 Woerner, Scott (S), Georgia 1981
 Wolski, Bill (RB), Notre Dame1966

Wood, Bo (DE), North Carolina1967
 Woodberry, Dennis (CB), S. Arkansas 1986
 WorriLOW, Paul (LB), Delaware 2013-16
 Wreh-Wilson, BliDi, Connecticut 2016-20
 Wright, James (TE), Texas Christian 1978-79
 Wright, John (WR), Illinois1968
 Wright, Nate (S), San Diego St.....1969
 Wright, Willie (OL), Tulsa 2020

Y

Yarno, George (C/G), Wash St.1988
 Yates, T.J. (QB), North Carolina.....2014
 Yeates, Jeff (DT), Boston College 1976-84
 Young, Ben (TE), UT-Arlington1983
 Youngblood, Kevin (WR), Clemson..... 2006

Z

Zaccheaus, Olamide (WR), Virginia2019-22
 Zackery, Tony (DB), Washington 1989
 Zandofsky, Mike (G), Washington 1994-96
 Zele, Mike (DT), Kent 1979-83
 Zelenka, Joe (LS), Wake Forest2009-11
 Zgonina, Jeff (DT), Purdue.....1996
 Zimmer, Justin (DT), Ferris State.....2018
 Zinger, Keith (TE), LSU 2009
 Zook, John (DE), Kansas 1969-75

RECENT MAJOR TRADES

2023

The Falcons acquired CB Jeff Okudah from the Detroit Lions in exchange for a 2023 fifth-round pick.

Atlanta acquired TE Jonnu Smith from the New England Patriots in exchange for a 2023 seventh-round pick.

The Falcons traded LB Deion Jones and a 2024 seventh-round pick to the Cleveland Browns in exchange for a 2024 sixth-round selection.

Atlanta traded QB Matt Ryan to the Indianapolis Colts in exchange for a 2023 third-round pick.

2022

The Falcons traded DB Dean Marlowe to the Buffalo Bills for a 2023 seventh-round pick.

Atlanta traded WR Calvin Ridley to the Jacksonville Jaguars in exchange for a 2023 fifth-round pick as well as additional conditional draft capital.

2021

The Falcons traded WR Julio Jones and a 2023 sixth-round pick to the Tennessee Titans for a 2022 second-round pick and a 2023 conditional fourth-round pick.

The Falcons traded a 2022 seventh-round pick to the Buffalo Bills for TE Lee Smith.

2020

Traded the 55th and 157th overall picks to the Baltimore Ravens in exchange for Hayden Hurst and the 134th overall pick in the 2020 NFL Draft.

2019

Traded the 45th and 79th overall picks to the Los Angeles Rams to move back into the first round and select Kaleb McGary at 31st. The Falcons also acquired the 203rd overall pick from the Rams. Traded the 117th and 186th overall picks to the Lions to select Kendall Sheffield with the 111th overall pick. Traded Mohamed Sanu to the New England Patriots in exchange for the 55th overall pick in the 2020 NFL Draft.

2017

Traded the 31st, 95th, and 249th overall picks to Seattle to move up five spots to pick DE Takk McKinley at 26th. Traded the 63rd overall pick to the Buffalo Bills in exchange for the 75th, 149th, and 156th picks. With those picks Dimitroff selected Duke Riley, Damontae Kazee, and Brian Hill.

2016

Traded the 50th overall pick for the Houston Texans 52nd and

195th overall picks in the 2016 NFL Draft to acquire LB Deion Jones (52nd overall) and G Wes Schweitzer (195th overall).

2015

Acquired guard Andy Levitre from the Tennessee Titans in exchange for a sixth round draft pick in 2016, and a future conditional draft pick.

2014

Traded LB Akeem Dent to the Houston Texans IN EXCHANGE FOR QB T.J. Yates.

2013

Traded its 2013 first round selection (30th overall), third round selection (92nd overall) and sixth round selection (198th overall) IN EXCHANGE FOR the St. Louis Rams 2013 first round pick (22nd overall) and a future seventh round pick. The Falcons selected CB Desmond Trufant from Washington

2012

Traded its 2012 seventh round selection (229th overall), IN EXCHANGE FOR Philadelphia Eagles CB Asante Samuel.

2011

Traded its 2011 first round selection (27th overall), second round pick (59th overall), fourth round selection (124th overall) and 2012 first and fourth round picks IN EXCHANGE FOR the Cleveland Browns 2011 first round pick (sixth overall). The Falcons selected WR Julio Jones from Alabama.

2010

Traded its 2010 second round pick to Kansas City IN EXCHANGE FOR TE Tony Gonzalez.

2009

Traded WR Laurent Robinson, fifth round (160th overall) and sixth round (196th overall) picks to St. Louis IN EXCHANGE FOR its fifth round (138th overall) and sixth round (176th overall) picks

2008

Traded seventh round pick to Denver IN EXCHANGE FOR CB Dominique Foxworth.

2007

Traded QB Matt Schaub to Houston IN EXCHANGE FOR undisclosed draft picks from Texans.

2006

Traded first round pick (15th overall) to Denver IN EXCHANGE FOR Broncos' first round pick (29th overall), third round pick (93rd overall) and 2007 seventh round pick. Falcons trade first

RECENT MAJOR TRADES

round pick from Denver to New York Jets for DE John Abraham. Traded fourth round pick to Cleveland IN EXCHANGE FOR S Chris Crocker. Traded unconditional draft choice in 2007 and S Bryan Scott to New Orleans IN EXCHANGE FOR T Wayne Gandy.

2004

Traded second round pick (38th overall), third round pick (69th overall) and fourth round pick (125th overall) in 2004 to Indianapolis IN EXCHANGE FOR Indianapolis' first round pick (29th overall) and third round pick (90th overall) in 2004.

2004

Traded sixth round pick (174th overall) to Miami IN EXCHANGE FOR Miami's sixth round pick (186th overall) and seventh round pick (219th overall) in 2004.

2003

Traded T Michael Thompson to Seattle IN EXCHANGE FOR a conditional draft pick in 2004.

2003

Traded first-round pick (23rd overall) in 2003 to Buffalo IN EXCHANGE FOR WR Peerless Price.

2003

Traded LB Mark Simoneau to Philadelphia IN EXCHANGE FOR Philadelphia's sixth-round pick (202nd overall, DB Waine Bacon) in 2003.

2002

Traded conditional draft pick in 2004 to San Diego IN EXCHANGE FOR WR Trevor Gaylor.

2002

Traded first-round pick (17th overall) to Oakland IN EXCHANGE FOR Oakland's first-round (18th overall, RB T.J. Duckett) and fifth-round (158th overall, QB Kurt Kittner) picks.

2002

Traded third-round pick in 2003 to Houston IN EXCHANGE FOR Houston's fourth-round pick (116th overall, OL Martin Bibla) in 2002.

2001

Traded first- (fifth overall) and third-round picks in 2001, second-round pick in 2002 and WR Tim Dwight to San Diego IN EXCHANGE FOR San Diego's first round pick in 2001 (No. 1 overall, QB Michael Vick).

2001

Traded seventh-round pick in 2001 to Tampa Bay IN EXCHANGE FOR QB Eric Zeier.

2000

Traded TE O.J. Santiago to Dallas IN EXCHANGE FOR Dallas' fourth-round pick in 2001 (102nd overall, LB Matt Stewart).

1999

Traded first-round pick in 2000 to Baltimore IN EXCHANGE FOR Baltimore's second-round pick in 1999 (42nd overall, TE Reggie Kelly).

1997

Traded first- (third overall) and third-round (63rd overall) picks in 1997 to Seattle IN EXCHANGE FOR Seattle's first- (11th overall, CB Michael Booker), second (41st overall, RB Byron Hanzpard), third- (70th overall, TE O.J. Santiago) and fourth-round (100th overall, LB Henri Crockett) picks.

1997

Traded fifth-round pick (140th overall) in 1997, which was obtained from Oakland for Lincoln Kennedy, to Washington IN EXCHANGE FOR Washington's sixth- (180th overall, C Calvin Collins) and seventh-round (222nd overall, S Chris Bayne) picks.

1997

Traded fourth- (98th overall) and sixth-round (165th overall) picks to Houston IN EXCHANGE FOR QB Chris Chandler.

1996

Traded S Roger Harper to Dallas IN EXCHANGE FOR Dallas' fourth- (127th overall, CB Juran Bolden) and fifth-round (164th overall, DE Gary Bandy) picks.

1996

Traded fifth-round pick in 1996 to Baltimore IN EXCHANGE FOR G Gene Williams.

1995

Traded first-round pick (10th overall) to Cleveland IN EXCHANGE FOR WR Eric Metcalf and Cleveland first-round pick (26th overall, S Devin Bush).

1994

Traded first and third-round picks in 1994, and first-round pick in 1995 to Indianapolis IN EXCHANGE FOR QB Jeff George.

1994

Traded second-round pick in 1994 and first-round pick in 1995

RECENT MAJOR TRADES

to Minnesota IN IN EXCHANGE FOR DE Chris Doleman and second-round pick (WR Bert Emmanuel).

1993

Traded WR Mike Pritchard and seventh-round pick to Denver IN EXCHANGE FOR Denver's first-round pick in 1995 (traded for Chris Doleman) and its third-round pick in 1994 (Alai Kalanualu).

1993

Traded WR James Milling to Green Bay IN EXCHANGE FOR DE Lester Archambeau.

1992

Traded DT Tony Casillas to Dallas IN EXCHANGE FOR Dallas' second- (DE Chuck Smith) and eighth-round (TE Reggie Dwight) picks.

1992

Traded QB Brett Favre to Green Bay IN EXCHANGE FOR Green Bay's first-round pick in 1992 (17th overall, RB Tony Smith).

1991

Traded third-round pick to Miami IN EXCHANGE FOR CB Tim McKyer.

1990

Traded first- and fourth-round picks to Indianapolis IN EXCHANGE FOR WR Andre Rison, T Chris Hinton, and Indianapolis' first- (WR Mike Pritchard) and fifth-round (T Reggie Redding) picks in 1991.

1989

Traded second-, fourth- and 10th-round picks to Cincinnati IN EXCHANGE FOR Cincinnati's first-round pick (27th overall, WR Shawn Collins).

1989

Traded RB Gerald Riggs to Washington IN EXCHANGE FOR Washington's first-round pick (20th overall, RB Steve Broussard) in 1990 and its second-round pick (T Ralph Norwood) in 1989.

1985

Traded second-round pick (33rd overall) in 1985 and second-round pick (30th overall) in 1986 to Washington IN EXCHANGE FOR Washington's first-round pick (17th overall, T Bill Fralic) in 1986 and its second-round pick (45th overall) in 1985.

1985

Traded first- and third-round picks in 1985 to Minnesota IN EXCHANGE FOR Minnesota's first-round pick (second overall, T Bill Fralic) in 1985.

1975

Traded T George Kunz and first-round pick (third overall) in 1975 to Baltimore IN EXCHANGE FOR Baltimore's first- (Steve Bartkowski) and sixth-round (Fulton Kuykendall) picks in 1975.

1974

Traded first-round pick (17th overall) and QB Bob Berry to Minnesota IN EXCHANGE FOR QB Bob Lee and LB Lonnie Warwick.

1973

Traded first-round pick to Houston IN EXCHANGE FOR DT Mike Tilleman.

1972

Traded LB Malcolm Snider to Green Bay IN EXCHANGE FOR RB Dave Hampton.

1967

Traded first-round pick (third overall) to San Francisco IN EXCHANGE FOR WR Bernie Casey, T Jim Wilson and DE Jim Norton.

ALL-PRO PLAYERS

1967

Tommy Nobis, LB (AP, 1st team)

1971

Claude Humphrey, DE (NEA, 1st team)

1972

Claude Humphrey, DE (AP, Pro Football Weekly, Football News, NEA, Football Digest, PFWA, 1st teams)

1973

Claude Humphrey, DE (AP, Pro Football Weekly, PFWA, Football News, Computer Kickoff, 1st teams) Nick Mick-Mayer, K (Pro Football 1972 Weekly, 1st team) Mike Tilleman, DT (National Star News Service, 1st team)

1974

Claude Humphrey, DE (NEA, 1st team) Rolland Lawrence, DB (AP, PFWA, 1st teams)

1980

Mike Kenn, OT (AP, PFWA, NEA, 1st teams)

1981

Alfred Jenkins, WR (AP, PFWA, 1st teams)

1982

R.C. Thielemann, OG (AP, CPFNW, 1st team) Mike Kenn, OT (CPFNW, 1st team; AP, NEA, 2nd team) William Andrews, RB (AP, 2nd team) Jeff Van Note, C (AP, 2nd team), Joel Williams, LB (AP, 2nd team)

1983

William Andrews, RB (NEA, TSN, Football Digest 1st teams; CPFNW, 2nd team) Billy Johnson, PR (Pro Football Weekly, TSN, CPFNW, PFWA, Football Digest 1st teams; AP 2nd team) Mike Kenn, T (Pro Football Weekly, 1st team; AP, CPFNW, 2nd teams)

1986

Bill Fralic, G (AP, NEA, Pro Football Weekly, Sporting News, 1st team)

1987

Bill Fralic, G (AP, NEA, PFWA, Sporting News, 1st team) Sylvester Stamps, KR (Sporting News)

1988

Bill Fralic, G (Coll. & Pro FB Newsweekly, 1st team; AP, 2nd team) Scott Case, CB (AP, 2nd team) John Settle, RB (Sports Illustrated)

1989

Tony Casillas, DT (AP, 2nd team) Bill Fralic, G (AP, 2nd team)

1990

Andre Rison, WR (AP, 1st team)

1991

Mike Kenn, T (AP, 1st team) Andre Rison, WR (AP, 2nd team) Deion Sanders, CB (AP, 2nd team) Jessie Tuggle, LB (SI)

1992

Deion Sanders, CB (AP, 1st team, returner, AP, 2nd team, CB) Andre Rison, WR (AP, 2nd team)

1993

Deion Sanders, CB (AP, 1st team, CB) Chris Hinton, T (AP 1st team) Andre Rison, WR (AP, 2nd team) Norm Johnson, K (AP, 2nd team)

1994

Terance Mathis, WR (AP, 2nd team)

1995

Morten Andersen, K (AP, 1st team)

1998

Jamal Anderson, RB (AP, 1st team; Pro Football Weekly, 1st team), Jessie Tuggle, LB (AP, 2nd team), Ray Buchanan, CB (AP, 2nd team)

2000

Darrick Vaughn, CB/KR (AP, 2nd team; College & Pro Football Weekly, 2nd team)

2002

Keith Brooking, LB (College & Pro Football Weekly, 1st team; Football Digest, 1st team; AP, 2nd team)

2004

Keith Brooking, LB (College & Pro Football Weekly, 2nd team; Football Digest, 1st team; AP, 2nd team) Alge Crumpler, TE (Football Digest, 2nd team), Patrick Kerney (College & Pro Football Weekly, Football Digest, Associated Press, 2nd team)

2005

Rod Coleman, DT (Pro Football Weekly, 1st team; PFWA, 1st team; AP, 2nd team)

2008

Michael Turner, RB (AP, 1st team; PFWA, 1st team; Sporting News, 1st team) John Abraham, DE (PFWA, 1st team; AP, 2nd team)

ALL-PRO PLAYERS

2009

Michael Turner, RB (AP, 1st team; PFWA, 1st team; Sporting News, 1st team) John Abraham, DE (PFWA, 1st team; AP, 2nd team)

2010

John Abraham, DE (AP, 1st team; Sporting News, 1st team), Roddy White, WR (AP 1st team; Sporting News, 1st team; PFW/PFWA All-NFL team, NFL Alumni wide receiver of the year), Michael Turner, RB (AP, 2nd team), Ovie Mughelli, FB (AP, 2nd team), Eric Weems, ST (PFW/PFWA All-NFL team)

2012

Tony Gonzalez, TE (AP, 1st team)

2015

Julio Jones, WR (AP, 1st team; Sporting News, All-Pro; PFF 1st team; Yahoo! Shutdown Corner's NFL All-Pro) Devonta Freeman, RB (AP, 2nd team), Patrick Dimarco, FB (AP, 2nd team; PFF 1st team), Ryan Schraeder, RT (PFF 1st team)

2016

Matt Ryan, QB (AP, 1st team, AP MVP), Vic Beasley Jr., LB (AP, 1st team), Julio Jones, WR (AP, 1st team)

2017

Alex Mack, C (AP, 2nd team, Sporting News - 1st team)

2018

Julio Jones, WR (AP, 2nd team, PFWA - 1st team)

2019

Julio Jones, WR (AP, 2nd team, PFWA - 1st team) Grady Jarrett, DT (AP, 2nd team)

2020

Calvin Ridley, WR (AP, 2nd team) Younghoe Koo, DT (Sporting News, 1st team)

2021

A.J. Terrell, CB (AP, 2nd team; PFF, 1st team) Josh Harris, LS (AP, 2nd team) Cordarrelle Patterson, FLEX (PFF, 2nd team)

2022

Chris Lindstrom, G (AP, 2nd team; PFF, 1st team)

PRO BOWL SELECTIONS

1966

Tommy Nobis, LB..... (1)

1967

Tommy Nobis, LB..... (2)

1968

Tommy Nobis, LB..... (3)

1969

Jim Butler, RB..... (1)

Bob Berry, QB..... (1)

Greg Brezina, LB..... (1)

Bob Etter, K..... (1)

George Kunz, OT..... (1)

Jim Mitchell, TE..... (1)

Ken Reaves, DB..... (1)

1970

Claude Humphrey, DE..... (1)

Tommy Nobis, LB..... (4)

1971

Claude Humphrey, DE..... (2)

George Kunz, OT..... (2)

1972

George Kunz, OT..... (3)

Tommy Nobis, LB..... (5)

Jim Mitchell, TE..... (2)

Claude Humphrey, DE..... (3)

1973

John Zook, DE..... (1)

Nick Mick-Mayer, K..... (1)

George Kunz, OT..... (4)

Claude Humphrey, DE..... (4)

1974

Jeff Van Note, C..... (1)

Claude Humphrey, DE..... (5)

George Kunz..... (5)

1975

Jeff Van Note, C..... (2)

John James, P..... (1)

1976

John James, P..... (2)

1977

John James, P..... (3)

Claude Humphrey, DE..... (6)

Rolland Lawrence, DB..... (1)

1978

No Selections

1979

Jeff Van Note, C..... (3)

1980

Mike Kenn, OT..... (1)

Steve Bartkowski, QB..... (1)

Jeff Van Note, C..... (4)

Alfred Jenkins, WR..... (1)

William Andrews, RB..... (1)

Junior Miller, TE..... (1)

1981

Mike Kenn, OT..... (2)

Steve Bartkowski, QB..... (2)

Jeff Van Note, C..... (5)

Alfred Jenkins, WR..... (2)

William Andrews, RB..... (2)

Junior Miller, TE..... (2)

R.C. Thielemann, OG..... (1)

1982

Mike Kenn, OT..... (3)

R.C. Thielemann, OG..... (2)

Jeff Van Note, C..... (6)

William Andrews, RB..... (3)

1983

William Andrews, RB..... (4)

Billy Johnson, PR..... (1)

Mike Kenn, T..... (4)

R.C. Thielemann, OG..... (3)

1984

Mike Kenn, T..... (5)

1985

Gerald Riggs, RB..... (1)

1986

Bill Fralic, G..... (1)

Gerald Riggs, RB..... (2)

1987

Bill Fralic, G..... (2)

Gerald Riggs, RB..... (3)

1988

Bill Fralic, G..... (3)

Scott Case, CB..... (1)

John Settle, RB..... (1)

1989

Bill Fralic, G..... (4)

(All NFL Team of 80's)

Bill Fralic (2nd team)

1990

Andre Rison, WR..... (1)

1991

Andre Rison, WR..... (2)

Deion Sanders, CB..... (1)

Chris Miller, QB..... (1)

Chris Hinton, RT..... (7)

1992

Andre Rison, WR..... (3)

Deion Sanders, CB..... (2)

Jessie Tuggle, LB..... (1)

Elbert Shelley, ST..... (1)

1993

Andre Rison, WR..... (4)

Deion Sanders, CB..... (3)

Elbert Shelley, ST..... (2)

Norm Johnson, K..... (2)

Bobby Hebert, QB..... (1)

1994

Jessie Tuggle, LB..... (2)

Elbert Shelley, ST..... (3)

Terance Mathis, WR..... (1)

1995

Jessie Tuggle, LB..... (3)

Elbert Shelley, ST..... (4)

Morten Andersen, K..... (7)

Chris Doleman, DE..... (7)

Craig Heyward, RB..... (1)

1996

No Selections

PRO BOWL SELECTIONS

1997

LB Jessie Tuggle(4)
 QB Chris Chandler(1)

1998

LB Jessie Tuggle(5)
 S Eugene Robinson(3)
 CB Ray Buchanan(1)
 RB Jamal Anderson(1)
 QB Chris Chandler(2)
 OT Bob Whitfield.....(1)

1999

No Selections

2000

No Selections

2001

LB Keith Brooking.....(1)

2002

LB Keith Brooking.....(2)
 QB Michael Vick(1)

2003

LB Keith Brooking.....(3)
 TE Alge Crumpler(1)

2004

LB Keith Brooking.....(4)
 TE Alge Crumpler(2)
 DE Patrick Kerney.....(1)
 KR/PR Allen Rossum.....(1)
 QB Michael Vick(2)

2005

LB Keith Brooking.....(5)
 DT Rod Coleman.....(1)
 TE Alge Crumpler(3)
 RB Warrick Dunn.....(3)
 CB DeAngelo Hall.....(1)

QB Michael Vick(3)

2006

TE Alge Crumpler(4)
 CB DeAngelo Hall.....(2)

2008

RB Michael Turner.....(1)
 WR Roddy White.....(1)

2009

WR Roddy White.....(2)

2010

DE John Abraham.....(4)
 T Tyson Clabo.....(1)
 TE Tony Gonzalez(11)
 CB Brent Grimes(1)
 FB Ovie Mughelli.....(1)
 QB Matt Ryan.....(1)
 RB Michael Turner.....(2)
 ST Eric Weems.....(1)
 WR Roddy White.....(3)

2011

TE Tony Gonzalez(12)
 WR Roddy White.....(4)

2012

S Thomas DeCoud(1)
 TE Tony Gonzalez(13)
 WR Julio Jones.....(1)
 S William Moore(1)
 QB Matt Ryan.....(2)

2013

TE Tony Gonzalez(14)

2014

QB Matt Ryan.....(3)
 WR Julio Jones.....(2)
 KR/PR Devin Hester.....(4)

2015

WR Julio Jones.....(3)
 RB Devonta Freeman.....(1)
 CB Desmond Trufant.....(1)
 FB Patrick DiMarco.....(1)

2016

WR Julio Jones.....(4)
 QB Matt Ryan.....(4)
 RB Devonta Freeman.....(2)
 LB Vic Beasley Jr.....(1)
 K Matt Bryant.....(1)
 C Alex Mack(4)

2017

WR Julio Jones.....(5)
 C Alex Mack(5)
 LB Deion Jones(1)
 S Keanu Neal(1)

2018

WR Julio Jones.....(6)
 C Alex Mack(6)
 TE Austin Hooper(1)
 T Jake Matthews(1)

2019

WR Julio Jones.....(7)
 TE Austin Hooper(2)
 DT Grady Jarrett.....(1)

2020

DT Grady Jarrett.....(2)
 K Younghoe Koo(1)

2021

TE Kyle Pitts(1)
 LS Josh Harris(1)

2022

G Chris Lindstrom.....(1)

NFC PLAYERS OF THE WEEK

	OFFENSIVE	DEFENSIVE	SPECIAL TEAMS
1984	RB GERALD RIGGS (WEEK 1) WR ALFRED JACKSON (WEEK 14)		
1985	GERALD RIGGS (WEEK 11)		
1986	QB DAVID ARCHER (WEEK 3) RB GERALD RIGGS (WEEK 6)		
1988	RB GERALD RIGGS (WEEK 3)	LB AUNDRAY BRUCE (WEEK 12)	
1990	QB CHRIS MILLER (WEEK 5)	S SCOTT CASE (WEEK 16)	
1991	QB CHRIS MILLER (WEEK 9)	CB DEION SANDERS (WEEK 4) CB DEION SANDERS (WEEK 12) S BRIAN JORDAN (WEEK 15)	
1992	S SCOTT CASE (WEEK 11)		
1993	QB BOBBY HEBERT (WEEK 12)	CB DEION SANDERS (WEEK 15)	LB DARION CONNER (WEEK 7)
1994	WR ANDRE RISON (WEEK 2)	S KEVIN ROSS (WEEK 10)	
1995	QB JEFF GEORGE (WEEK 10) QB BOBBY HEBERT (WEEK 17)	DE CHRIS DOLEMAN (WEEK 1) DE CHRIS DOLEMAN (WEEK 5)	K MORTEN ANDERSEN (WEEK 3) K MORTEN ANDERSEN (WEEK 15) K MORTEN ANDERSEN (WEEK 17)
1996	RB JAMAL ANDERSON (WEEK 10)		
1997		DE CHUCK SMITH (WEEK 7) DT TRAVIS HALL (WEEK 14)	KR BYRON HANSFORD (WEEK 15)
1998	QB CHRIS CHANDLER (WEEK 6) RB JAMAL ANDERSON (WEEK 9)	DE CHUCK SMITH (WEEK 10) CB RAY BUCHANAN (WEEK 11)	KR TIM DWIGHT (WEEK 5)
2000			PR TIM DWIGHT (WEEK 17)
2001	RB JAMAL ANDERSON (WEEK 2)	LB KEITH BROOKING (WEEK 6)	K MORTEN ANDERSEN (WEEK 1)
	QB CHRIS CHANDLER (WEEK 15)		
2002	QB MICHAEL VICK (WEEK 13)	DE PATRICK KERNEY (WEEK 9) LB KEITH BROOKING (WEEK 11) DE BRADY SMITH (WEEK 12)	K JAY FEELY (WEEK 7)
2003	RB WARRICK DUNN (WEEK 10)		
2004	QB MICHAEL VICK (WEEK 2) QB MICHAEL VICK (WEEK 8) TE ALGE CRUMPLER (WEEK 12)		KR ALLEN ROSSUM (NFC DIVISIONAL PLAYOFFS)
2005		DT ROD COLEMAN (WEEK 3)	

NFC PLAYERS OF THE WEEK

	OFFENSIVE	DEFENSIVE	SPECIAL TEAMS
2006	TE ALGE CRUMPLER (WEEK 7) QB MICHAEL VICK (WEEK 8)	DE JOHN ABRAHAM (WEEK 1) S LAWYER MILLOY (WEEK 13)	K MORTEN ANDERSEN (WEEK 4)
2007	QB CHRIS REDMAN (WEEK 17)		K MORTEN ANDERSEN (WEEK 10)
2008	RB MICHAEL TURNER (WEEK 1) RB MICHAEL TURNER (WEEK 3) QB MATT RYAN (WEEK 9) RB MICHAEL TURNER (WEEK 17)		WR HARRY DOUGLAS (WEEK 12)
2009		S THOMAS DECOUD (WEEK 6)	
2010	RB JASON SNELLING (WEEK 2) WR RODDY WHITE (WEEK 7)	CB BRENT GRIMES (WEEK 15)	K MATT BRYANT (WEEK 4) K MATT BRYANT (WEEK 12) WR ERIC WEEMS (WEEK 13)
2011	QB MATT RYAN (WEEK 14) WR RODDY WHITE (WEEK 7)	DE JOHN ABRAHAM (WEEK 15) LB CURTIS LOFTON (WEEK 17)	
2012	QB MATT RYAN (WEEK 16)	S WILLIAM MOORE (WEEK 13)	
2013	QB MATT RYAN (WEEK 7)		
2014	QB MATT RYAN (WEEK 1) QB MATT RYAN (WEEK 3)		K MATT BRYANT (WEEK 1) WR DEVIN HESTER (WEEK 3) P MATT BOSHER (WEEK 16)
2015	WR JULIO JONES (WEEK 1) WR JULIO JONES (WEEK 16)		
2016	WR JULIO JONES (WEEK 4) QB MATT RYAN (WEEK 9) RB DEVONTA FREEMAN (WEEK 15) QB MATT RYAN (WEEK 17)	OLB VIC BEASLEY JR. (WEEK 14)	K MATT BRYANT (WEEK 16)
2017	WR JULIO JONES (WEEK 12)	CB DESMOND TRUFANT (WEEK 2) DE ADRIAN CLAYBORN (WEEK 10) LB DEION JONES (WEEK 14)	K MATT BRYANT (WEEK 17)
2018		DT GRADY JARRETT. (WEEK 15)	K GIORGIO TAVECCHIO (WEEK 7)
2019		LB DEION JONES (WEEK 17)	K YOUNGHOE KOO (WEEK 10) RB KENJON BARNER (WEEK 11) K YOUNGHOE KOO (WEEK 14)
2020	QB MATT RYAN (WEEK 6)	FOYE OLUOKUN (WEEK 9) JACOB TUIOTI-MARINER (WEEK 12)	
2021	QB MATT RYAN (WEEK 9)	ILB DEION JONES (WEEK 7) ILB FOYE OLUOKUN (WEEK 16)	P THOMAS MORSTEAD (WEEK 12)
2022	RB CORDARRELLE PATTERSON (WEEK 3) QB MARCUS MARIOTA (WEEK 6)		RB CORDARRELLE PATTERSON (WEEK 11)

NFC PLAYERS OF THE MONTH

	OFFENSIVE	DEFENSIVE	SPECIAL TEAMS
1986	QB DAVID ARCHER (SEPT.)		
1988		CB SCOTT CASE (NOV.)	
1990	WR ANDRE RISON (OCT.)		
1991		LB JESSIE TUGGLE (DEC.)	
1993		CB DEION SANDERS (NOV.)	
1995			K MORTEN ANDERSEN (SEPT.) K MORTEN ANDERSEN (DEC.)
1997			KR BYRON HANSPARD (DEC.)
1998	RB JAMAL ANDERSON (NOV.) QB CHRIS CHANDLER (DEC.)		
2002			JAY FEELY (OCT.)
2004		DE PATRICK KERNEY (SEPT.)	
2005		DT ROD COLEMAN (OCT.)	
2008	QB MATT RYAN (OCT.)		
2010	WR RODDY WHITE (OCT.) QB MATT RYAN (NOV.)		KR ERIC WEEMS (DEC.)
2011	WR JULIO JONES (R) DEC/JAN)		
2012	QB MATT RYAN (SEPT.)		
2015	WR JULIO JONES (SEPT.) RB DEVONTA FREEMAN (OCT.)		
2016	QB MATT RYAN (SEPT.)	LB DEION JONES (SEPT.) OLB VIC BEASLEY JR. (DEC./JAN.)	K MATT BRYANT (OCT.)
2020			K YOUNGHOE KOO (NOV.)
2021			P THOMAS MORSTEAD (DEC.)
2022			K YOUNGHOE KOO (DEC.)

ALL-TIME JERSEY NUMBERS

1

Fred Steinfort 1977-78
 Ralph Giacommaro 1983-85
 Jeff George 1994-95
 Jason Elam 2008-09
 Elliott Fry 2020
 Dom Maggio 2021
 Marcus Mariota 2022

2

Clarence Verdin 1994
 Todd Peterson 2005
 Matt Ryan 2008-21

3

Bob Etter 1968-69
 David Smigelesky 1982
 Rick Donnelly 1985-88
 Bobby Hebert 1993-96
 Scott Bentley 1997
 D.J. Shockley 2006-08
 Matt Bryant 2009-19
 Mykal Walker 2021-22

4

Tim Mazzetti 1978-80
 Brett Favre 1991
 Scott Tyner 1994
 Dan Stryzinski 1995-00
 Jay Feely 2001-04
 Byron Leftwich 2007
 John Parker Wilson 2009-11
 Dominique Davis 2012-13
 Giorgio Tavecchio 2018
 Sterling Hofrichter 2020
 Tajae Sharpe 2021
 Desmond Ridder 2022

5

Harmon Wages 1968-71, 1973
 Greg Davis 1987-90
 Harold Alexander 1993-94
 Morten Andersen 1995-00, 06-07
 Matt Boshier 2011-19
 A.J. McCarron 2021
 Drake London 2022

6

John James 1972-81
 Ali Haji-Sheikh 1986
 Steve Hauschka 2009
 Shayne Graham 2015
 Matt Wile 2016
 Kurt Benkert 2018-20

Dante Fowler Jr. 2021

7

Wade Trayman 1966-67
 Pat Sullivan 1972-75
 Hugh Millen 1988-90
 Perry Klein 1994-95
 Browning Nagle 1996
 Tony Graziani 1999-20000
 Michael Vick 2001-06
 Younghoe Koo 2019-22

8

Tommy McDonald 1967
 Kenny Vinyard 1970
 Bob Holly 1984-85
 Steve Dils 1986
 Matt Schaub 2004-06
 Chris Redman 2007-11
 Matt Schaub 2016-20
 Kyle Pitts 2021-22

9

Larry Fortner 1980
 Norm Johnson 1991-94
 Michael Koenen 2005-10
 Matt Simms 2016-17, 19
 Ryan Allen 2019
 Cameron Nizialek 2020
 Lorenzo Carter 2022

10

Dennis Claridge 1966
 Leo Hart 1971
 Steve Bartkowski 1975-85
 Scott Campbell 1986-90

11

Randy Johnson 1966-70
 Dick Shiner 1971-73
 Kim McQuilken 1974-77
 Kerwin Bell 1988
 Billy Joe Tolliver 1996-97
 Doug Johnson 2000-03
 Troy Bergeron 2009
 Julio Jones 2011-20

12

Nick Mike-Mayer 1973-77
 George Roberts 1982
 Chris Miller 1987-92
 Chris Chandler 1997-01
 Michael Jenkins 2004-10
 Kevin Cone 2011

Luke McCown 2012
 Sean Renfree 2013-15
 Mohamed Sanu 2016-19
 Juwan Green 2020
 KhaDarel Hodge 2022

13

Billy Joe Tolliver 1991 93
 Browning Nagle 1995
 Tony Graziani 1997-98
 Danny Kanell 1999-2000
 Chris Mohr 2001-04
 Joey Harrington 2007
 Darius Johnson 2013
 T.J. Yates 2014
 Christian Blake 2019-21
 Bradley Pinion 2022

14

Steve Sloan 1966-67
 Terry Nofsinger 1967
 June Jones 1977-79
 Jeff Komlo 1982
 Turk Schonert 1986
 Erik Kramer 1987
 Bob Gagliano 1993
 Wally Richardson 1999
 Ty Detmer 2004-05
 Eric Weems 2007-11, 14-16
 Justin Hardy 2017-19
 Chris Rowland 2020
 Russell Gage 2021
 Damiere Byrd 2022

15

Gail Cogdill 1969-70
 Mike Moroski 1979-84
 Jim Miller 1997
 Eugene Baker 1999
 Kurt Kittner 2002-03
 Kevin Cone 2012-13
 Nick Williams 2015-17
 Devin Gray 2018
 Brandon Powell 2019-20
 Felipe Franks 2022

16

Scott Hunter 1976-78
 Reggie Smith 1980-81
 David Archer 1984-87
 Justin Hardy 2015-16
 Christian Blake 2018
 Kyle Lauletta 2020
 Greg Dortch 2020

ALL-TIME JERSEY NUMBERS

Josh Rosen 2021

17

Bob Berry 1968-72
 Scott Fulhage 1989-92
 Steve DeBerg 1998
 Kevin Youngblood 2006
 Tim Toone 2012
 Devin Hester 2014-15
 Marvin Hall 2017-18
 Olamide Zaccheaus 2019-22

18

Bruce Lemmerman 1968-69
 Mike Luckhurst 1981-87
 Wade Wilson 1992
 Jamin Elliott 2006-07
 Freddie Martino 2014
 Taylor Gabriel 2016-17
 Calvin Ridley 2018-20

19

Mike Brunson 1970
 Bob Lee 1973-74
 Corey Dixon 1994
 Shawn Mills 2001
 Laurent Robinson 2007-08
 Drew Davis 2012-14
 Aldrick Robinson 2016
 Devin Gray 2020
 Thomas Morstead 2021
 John Reid 2022

20

Bob Riddle 1966-67
 Tom McCauley 1969-71
 Vince Kendrick 1974-75
 Earl Jones 1980-83
 Wendell Cason 1986-87
 Evan Cooper 1988
 Brad Edwards 1994
 Michael Booker 1997-99
 Rodney Thomas 2001
 Allen Rossum 2002-06
 Brent Grimes 2008-12
 Dwight Lowery 2014
 Philip Adams 2015
 Sharrod Neasman 2016-17
 Isaiah Oliver 2018
 Kendall Sheffield 2019-21
 Jovante Moffatt 2022

21

Tom Moore 1967
 Lynn Cain 1979-84

Jimmy Turner 1986-87
 Deion Sanders 1989-93
 Eric Metcalf 1995-96
 Elijah Williams 1998-00
 Darrien Gordon 2001
 Juran Bolden 2002-03
 DeAngelo Hall 2004-07
 Christopher Owens 2009-12
 Desmond Trufant 2013-19
 Todd Gurley II 2020
 Duron Harmon 2021
 Rashas Fenton 2022

22

Lee Calland 1966-68
 John Mallory 1969
 Rolland Lawrence 1973-80
 Richard Williams 1983
 Sean Thomas 1985
 Dennis Woodberry 1986
 Brenard Wilson 1987
 Charles Dimry 1988-90
 Tim McKyer 1991-92, '96
 Alton Montgomery 1993-95
 Lenny McGill 1997
 Gerald McBurrows 1999-03
 Leigh Torrence 2005
 Chevis Jackson 2008-09
 Jacquizz Rodgers 2011
 Asante Samuel 2012-13
 Zeke Motta 2014
 Dezmen Southward 2015
 Keanu Neal 2016-20
 Fabian Moreau 2021
 Cornell Armstrong 2022

23

Jeff Stanciel 1969
 Joe Profit 1971-73
 Bobby Butler 1981-92
 Ronnie Bradford 1997-01
 Kevin Mathis 2004, 2006
 Chris Houston 2007-09
 Dunta Robinson 2010-12
 Robert Alford 2013-18
 Brian Hill 2019-20
 Erik Harris 2021-22

24

Jimmy Sidle 1966
 Nate Wright 1969
 Haskel Stanback 1974-79
 David Toloumu 1982
 Joe Washington 1985
 Larry Emery 1987
 Mike Pringle 1990

Brian Mitchell 1992-93
 Terry Taylor 1995
 Patrick Bates 1996
 Byron Hanspard 1997-99
 Terry Cousin 2000
 Conrad Hamilton 2001
 Fred Weary 2002
 Bryan Scott 2003-05
 Jimmy Williams 2006-07
 Domonique Foxworth 2008
 Tye Hill 2009
 Domonique Franks 2010-11, '13
 Chris Hope 2012
 Devonta Freeman 2014-19
 A.J. Terrell 2020-22

25

Alex Hawkins 1966-67
 Mike Fitzgerald 1967
 Rick Eber 1968
 Art Malone 1970-74
 Larry Crowe 1975
 Ray Strong 1978-82
 Scott Case 1984-94
 Devin Bush 1996-98
 Marty Carter 1999-01
 Elijah Williams 2001
 Rodney Heath 2002
 Travaris Robinson 2003
 Kevin McCadam 2002-04
 Chris Crocker 2006-07
 Von Hutchinson 2008
 William Moore 2009-15
 Brian Hill 2017
 Terrence Magee 2017
 Ito Smith 2018-20
 Tyler Allgeier 2022

26

Billy Lothridge 1966-71
 Mike Esposito 1976-79
 James Britt 1983-87
 Louis Riddick 1992
 Anthony Phillips 1994-96
 Darren Anderson 1998
 Winslow Oliver 2000
 Brandon Williams 2003
 Sideeq Shabazz 2004
 Omare Lowe 2005-07
 Erik Coleman 2008-10
 Kelvin Hayden 2011
 Charles Mitchell 2012
 Saeed Lee 2013
 Josh Wilson 2014
 Tevin Coleman 2015-18
 Isaiah Oliver 2019-22

ALL-TIME JERSEY NUMBERS

27

Red Mack1966
 Nick Rassas 1966-68
 Tom Hayes 1971-75
 Tom Pridemore1978-85
 Calvin Loveall1988
 Vinnie Clark1993
 Brad Edwards 1995-96
 Omar Brown1998-99
 Cory Hall2003-04
 Chris Cash2005
 Jason Webster2006
 Thomas Brown2008
 Jamaal Fudge2009
 Gartrell Johnson2010
 Robert McClain2012-14
 Robenson Therezie2015-16
 Damontae Kazee2017-20
 Richie Grant2021-22

28

Ray Ogden1967-68
 Mike Freeman1968-70
 Willie Belton 1971-72
 Frank Reed1976-80
 Bret Clark 1968-88
 Pat Chaffey1991
 Tony Smith1992-93
 Ron Davis1995
 Lenny McGill1996
 Harold Green1997-98
 Ken Oxendine1999
 Corey Hall2001
 Warrick Dunn2002-07
 Thomas DeCoud2008-13
 Javier Arenas2014
 Akeem King2015
 Terron Ward2016-17
 Justin Bethel2018
 Jordan Miller2019-20
 Mike Davis2021
 Mike Ford Jr.2022

29

Ron Rector1966-67
 Clarence Ellis1972-74
 Ron Mabra1975-76
 Joe Fishback1992
 Eric Dickerson1993
 Louis Riddick1996
 Randy Fuller1998
 Keion Carpenter2002-04
 Chris Cash2006
 Lewis Sanders2007
 Jamaal Fudge2008

Brian Williams2009-10
 Darrin Walls2011
 Dominique Franks2012
 Sean Baker2013-14
 C.J. Goodwin2016-17
 Jordan Richards2018
 JJ Wilcox2019
 Shyheim Carter2020
 Chris Williamson2020
 Casey Hayward Jr.2022

30

Ernie Wheelwright1966-67
 Doug Goodwin1968
 Larry Shears1971
 Joe Washington1973
 Oscar Reed1975
 Ernie Jackson1978
 Scott Woerner1981
 Steve Haworth1983-84
 David Croupid1985-88
 Mike Rozier1990-91
 Terry Ray1992
 Lemuel Stinson1993
 Derrick Gardner1999
 Henry Jones2002
 Woody Dantzler2003
 Christian Morton2004-05
 Lance Schulters2006
 David Irons2007-08
 Aaron Stecker2009
 Josh Vaughan2013
 Charles Godfrey2014-15
 Ayodeji Olatoye2016-17
 Ricky Ortiz2018
 Qadree Ollison2019-21
 Matt Hankins2022

31

Charlie Scales1966
 Bill Harris1968
 Dwight Lee1968
 Willie Germany1972
 Molly McGee1974
 William Andrews1979-83, '86

32

Rudy Johnson1966
 Preston Ridlehuber1966
 Charles Bryant1969
 Grady Cavnuss1970
 Ray Eastering1972-79
 Tim Tyrell1984-86
 Tracey Eaton1991-93
 Jamal Anderson1994-01

Tod McBride2003
 Jerious Norwood2006-10
 Jacquizz Rodgers2011-14
 Jalen Collins2015-16
 Brian Hill2018
 Johnathan Cyprien2019
 Jaylynn Hawkins2020-22

33

Larry Morris1966
 Jim Mankins1967
 Jim Butler1968-71
 Henry Matthews1973
 Ricky Patton1978
 Anthony Anderson1980
 Bo Robinson1981-83
 Tiger Greene1985
 Leander Knight1988
 Gene Lang1988-89
 Erric Pegram1993-94
 Richard Huntley1996
 Ken Oxendine1998
 Winslow Oliver1999
 Ashley Ambrose2000-02
 Justin Griffith2003-06
 Michael Turner2008-12
 Ronnie Wingo2014
 Terron Ward2015
 Stevan Ridley2016
 Bledi Wreh-Wilson2016-20
 Luther Kirk2021

34

Junior Coffey1966-67
 Ray Brown1971-78
 Blane Gaison1981-84
 Robert Moore1986-88
 Steve Broussard1990/92
 David Mims1993
 Craig Heyward1994-96
 Ray Buchanan1997-03
 DeAndra Cobb2005
 Marlon Jackson2006
 Ovie Mughelli2007-11
 Bradie Ewing2012-13
 Jerome Smith2014
 Brian Poole2016-18
 Chris Cooper2019
 Darqueze Dennard2020
 Darren Hall2021-22

35

Tony Plummer1971-73
 Reggie Pleasant1985
 Keith Williams1986

ALL-TIME JERSEY NUMBERS

Mike Pritchard1991-93
William White1997-98
Johndale Carty1999-02
Jason Wright2004
Antone Smith2010-14
Leon McFadden2017
Jamal Carter2019-20
Avery Williams2021-22

36

Ken Reaves1966-73
Rudy Holmes1974
Bob Glazebrook1978-83
Danny Wagoner1985
Eric Bergeson1990
Brian Mitchell1991
Derrick Moore1992
Kevin Ross1994-95
Travis Jervey2001-03
Jason Webster2004-05
Lawyer Milloy2006-08
Verron Haynes2009
James Sanders2011
Kemal Ishmael2013-19
Deone Bucannon2020
Tony Brooks-James2020
Shawn Williams2021

37

Perry Lee Dunn1966-68
Bill Bell1971-72
Kenny Johnson1980-86
Elbert Shelley1987-96
Darrick Vaughn2000-01
Tyrone Williams2003
Aaron Beasley2004
Derrick Johnson2006
Glenn Sharpe2008
Ricardo Allen2014-20
Dee Alford2022

38

Joe Auer1968
Rick Byas1974-80
Keith Jones1989-90, '92
Rich Miano1995
Nate Odomes1996
George Layne2002-03
Ronnie Heard2005
Corey McIntyre2007
Charlie Peprah2009
Dashon Goldson2016
Taveze Calhoun2018
Kenjon Barner2019
Lafayette Pitts2021
Clint Ratkovich2022

39

Billy Ray Pritchett1976-77
James Mayberry1979-81
Cliff Austin1984-86
Roland Mitchell1990
Bruce Pickens1991-92
Eric Jack1994
Siddeeq Shabazz2003
Cam Newton2005-06
Daren Stone2007
Shann Schillinger2010-12
Steven Jackson2013-14
T.J. Green2020

40

Ron Smith1966-67
Paul Gibson1969-70
Ron Lamb1972
Bob Jones1975-76
George Franklin1978
Eddie Meyers1982
Brian Jordan1989-91
Anthony Wallace1993
Jeff Paulk1999
Nick Turnbull2006
Butchie Wallace2006
Brandon Bishop2014
Derrick Coleman2017
Ryan Neal2018
Keith Smith2019-22

41

Brendon McCarthy1968
Al Dodds1973-74
Sonny Collins1976
Secedrick McIntyre1977
Virgil Seay1984
Tony Baker1986
Tim Gordon1987-90
Eric Pegram1991-92
Brett Maxie1994
Eugene Robinson1998-99
George Layne2001
Kevin Dudley2006
Antoine Harris2007-09
Zeke Motta2013
Dezmen Southward2014
Tyler Starr2015
Sharrod Neasman2018-20
Josh Raine2022

42

Phil Spiller1968
Jim Weatherford1969
Mike Herron1975
John Gillam1976

Gerald Riggs1982-88
Jeff Donaldson1991-93
Devin Bush1995
Sean Boyd1996
Etric Pruitt2004
Antuan Edwards2005
Jamal Robertson2006
Eric Brock2008-09
Mike Cox2011-12
Patrick DiMarco2013-16
Duke Riley2017-18
Delrick Abrams Jr.2020
Caleb Huntley2021-22

43

Jerry Richardson1966-67
Monte Ledbetter1969
Dave Hampton1972-75
Tom Tutson1983
Tracy Johnson1990-91
Juran Bolden1996-97
Maurice Smith2000-02
Brent Grimes2007
Jordan Mabin2014
Jeremy Langford2018
Jamar Taylor2019
Mykal Walker2020

44

Bill Wolski1966
Jerry Simmons1967-69
Eddie Ray1972-74
Bubba Bean1976-80
Rodney Tate1984
John Settle1987-90
Steve Broussard1993
D.J. Johnson1994-95
Bob Christian1997-02
Fred McCrary2004-06
Jason Snelling2007-13
Vic Beasley Jr.2015-19
Tyler Hall2020
Beau Brinkley2022
Troy Andersen2022

45

Carl Silvestri1966
Dave Dunaway1968
John Wright1968
Gary McDermott1969
Sonny Campbell1970-71
Tom Moriarty1977-79
Ken Whisenhunt1985-88
Darnell Walker1993-96
Gary Downs1997-00
T.J. Duckett2002-05

ALL-TIME JERSEY NUMBERS

Robert James2009
 Jacques Smith2014
 Deion Jones2016-21

46

Larry Suchy.....1968;
 Ray Jarvis1971-72
 Monroe Eley.....1975-78
 Reggie Brown1982
 Charles Washington1992-94
 Stanley Pritchett2004
 Mike Schneck.....2007-09
 Jon Condo2018
 Edmond Robinson2020
 Parker Hesse2021-22

47

Rudy Redmond1969-71
 Brad Davis1975
 Mike Spivey1982
 Rick Badanjek1987-88
 Roger Harper1993-95
 Chris Bayne1997-98
 Chris Hudson2001
 Kevin McCadam2002-05
 Boone Stutz2006
 Gavin Tarquinio2006
 Josh Harris.....2012-21
 Arnold Ebiketie.....2022

48

Angelo Coia1966
 Tom Bleick1967
 Olie Cordill1968
 Woody Thompson.....1975-77
 Gerald Small1984
 JRay Phillips1986
 Kenny Flowers1987
 Darryl Ford1993
 Marcus Wimberly1997
 Derek Rackley2000-05
 Dorian Etheridge.....2021
 Liam McCullough.....2022

49

Glenn Glass1966
 Floyd Hudlow1967-68
 Jimmy Burson1968
 Al Lavan1969-70
 Al Matthews1983-85
 James Primus.....1988-89
 Brian Saxton1997
 Dallas Neil2000
 Jordan Brailford2021

50

Jerry Jones1966
 Greg Brezina ...1968-69, 1971-79
 Buddy Curry1980-87
 Ron George1993-96
 Eddie Sutter1997
 Lamont Green1999
 Corey Atkins2000
 Artie Ulmer2001-04
 Edgerton Hartwell2005-06
 Marcus Wilkins.....2007
 Curtis Lofton.....2008-11
 Osi Umenyiora2013-14
 O'Brien Schofield.....2015
 Brooks Reed.....2016-18
 John Cominsky.....2019-21

51

Bob Whitlow1966
 Andy Bowling1967
 Ted Cottrell1969-70
 Duane Benson1972-73
 Dick Palmer1974
 Jim Cope1976
 Andy Spiva1977
 Brian Cabral1979
 Jim Laughlin1980-82, 1987
 Rich Dixon1983
 Jeff Jackson1984-85
 Reggie Wilkes1986-87
 Marcus Cotton1988-90
 Howard Dinkins1993
 Jim Ritcher1994-95
 David Brandon1996-97
 Jeff Kelly1999-2002
 Karon Riley2002-03
 Demorrio Williams2004-07
 Tony Gilbert.....2008-09
 Robert James2008, 2011-12
 Marquis Spruill.....2014
 Philip Wheeler2015
 Alex Mack2016-20
 Brandon Copeland2021
 DeAngelo Malone2022

52

Marion Rushing1966-68
 Ron Acks1968-71
 Ken Mitchell1973-74
 Dewey McClain1976-80
 Lyman White1981-82
 John Harper1983
 Craig Sutter1997
 Rydell Malancon1984
 Vinson Smith1988
 Ken Tippins1990-95
 Craig Sauer1996-99
 Matt Stewart2001-04

Jordan Beck2006
 Travis Williams2007
 Coy Wire2008-10
 Akeem Dent2011-13
 Nate Stupar.....2014
 Justin Durant.....2015
 Josh Keyes.....2016
 Jordan Trip.....2017
 Bruce Irvin.....2018
 Ahmad Thomas2019
 Emmanuel Ellerbee.....2021
 Dorian Etheridge.....2022

53

Frank Marchlewski1966-68
 Phil Sobocinski1968
 John Matlock1970-71
 Paul Ryczek1974-79
 Neal Musser1981-83
 Thomas Benson1984-85
 Doug Barnett1987
 Dwayne Gordon1993-94
 Jamal Fountaine1997
 Mark Simoneau2000-02
 Keith Newman2003
 John Leake2005-06
 Tony Taylor.....2007
 Mike Peterson2009-12
 Omar Gaither2013
 Prince Shembo2014
 Allen Bradford2015
 LaRoy Reynolds.....2016-17
 Jermaine Grace2018
 Daren Bates2021
 Nick Kwiatkoski2022

54

Bob Sanders1967
 Grady Allen1969-72
 Fulton Kuykendall1975-84
 Joel Williams ...1979-82, 1986-89
 Robert Lyles1990-91
 Jesse Solomon1992-93
 Ruffin Hamilton1997-99
 Chris Draft2000-04
 Antoine Cash2005
 Artie Ulmer2005
 Brandon Jamison2006
 Stephen Nicholas2007-13
 Tyler Starr2014
 Nathan Stupar2015
 O'Brien Schofield.....2016
 A.J. Hawk.....2016
 Malliicia Goodman.....2016
 Foyesade Oluokun2018-21
 Rashaan Evans.....2022

ALL-TIME JERSEY NUMBERS

55

Ralph Heck 1966-68
Roy Schmidt 1969
Jim Miller 1971-72
Ralph Ortega; 1975-78
Tony Daykin 1979-81
Dave Levenick 1983-84
Wayne Radloff 1986-88
Mike Ruether 1990-93
Nate Miller 1995-97
Whit Marshall 1999
Chris Bordano 2000
Antony Jordan 2000-01
John Thierry 2002
Twan Russell 2003
Eric Johnson 2004
John Abraham 2006-12
Paul Worrlow 2013-16
Bruce Carter 2018
Austin Larkin 2019
Steven Means 2020-21
Nate Landman 2022

56

Joe Cerne 1968
Dennis Havig 1972-75
Guy Roberts 1976
Ron McCartney 1977-79
Al Richardson 1980-85
Joe Costello 1986-88
Darion Conner 1990-93
Chris Doleman 1994-95
Keith Brooking 1998-08
Brooks Reed 2015
Sean Weatherspoon 2010-14,16
Jermaine Grace 2017
Steven Means 2018-19
Dante Fowler Jr. 2020
Quinton Bell 2021-22

57

Bill Jobko 1966
Dick Absher 1967-68
Jeff Van Note 1969-86
Clay Matthews 1994-96

58

Don Hansen 1969-75
Jim Weatherley 1976
Rick Kay 1977
Steve Stewart 1978
David Frye 1983-85
Jessie Tuggle 1987-00

59

Jim Ferguson 1969
Jim Waskiewicz 1969
Dena Halverson 1970
Rudy Kuchenberg 1971
Noel Jenke 1972
Lonnie Warwick 1973-74
Carl Russ 1975
Robert Pennywell 1977-80
Paul Davis 1981-82
John Rade 1983-91
Lorenzo Styles 1995-96
Ben Talley 1998
John Holecsek 2002
Sam Rogers 2003
Jamie Duncan 2004
Michael Boley 2005-08
Spencer Adkins 2009-11
Joplo Bartu 2013-15
De'Vondre Campbell 2016-19
LeRoy Reynolds 2020
Rashad Smith 2021

60

Tommy Nobis 1966-76

61

Bill Sandeman 1967-73
Chuck Correal 1979-80
John Brooks 1980
Anthony Redmon 2000
Ellis Johnson 2002-03
Matt Lehr 2005-06
Doug Datish 2007
Joe Hawley 2010-14
Matt Hennessy 2020-22

62

Gary Roberts 1970
John Bramlett 1971
Brent Adams 1975-78
Robert Jackson 1982
Brett Miller 1983-88
Keith Alex 1993
Dave Richards 1994-95
Todd McClure 1999-12
James Stone 2014-15
Jonotthan Harrison 2022

63

Jim Wilson 1967
Bo Wood 1967
Dick Enderle 1969-71
Nick Bebout 1973-75

Gregg Kindle 1976
Mike Zele 1979-83
Jeff Kiewel 1985-87
Evan Pilgram 1999-2000
Roberto Garza 2001-04
Justin Blalock 2007-14
Ben Garland 2015-18
Chris Lindstrom 2019-22

64

Tom Harmon 1967
Andy Maurer 1970-73
Pat Howell 1979-83
Joe Pellegrini 1984-86
Jamie Dukes 1987-93
Jeff Pahunka 1995-96
Bob Hallen 1998-2001
Martin Bibla 2002-04
P.J. Alexander 2006
Pat McCoy 2007-08
Jonathan Scott 2014
Sean Harlow 2017-20
Ryan Neuzil 2021-22

65

Lou Kirouac 1966-67
Jack Kupp 1967
Steve Duich 1968
Bob Breitenstein 1969-70
Lynn Gotshalk 1972-76
Don Smith 1979-84
Lawrence Pillars 1985
Guy Bingham 1989-91
Roman Fortin 1993-97
Greg Bishop 1999
Matt O'Neal 2000
Kynan Forney 2001-07
Jeremy Trueblood 2013
Chris Chester 2015-16
Brandon Fusco 2018
Justin McCray 2020

66

Jim Simon 1966-68
John Small 1970-72
Ted Fritsch 1973-75
Warren Bryant 1978-83
Chuck Thomas 1985
Billy Hinson 1986
Joe Sims 1991
Lincoln Kennedy 1993-94
Michael Thompson 2000-02
Michael Safer 2003
Austin King 2004-06
Terrance Pennington 2007

ALL-TIME JERSEY NUMBERS

Brett Romberg2009, 2011
 Peter Konz 2012-14
 Gino Gradkowski 2015
 Willie Wright2020
 Colby Gossett2021-22

67

Dan Grimm 1966-68
 Malcolm Snider 1969-71
 Walt Brett 1976
 Eric Sanders1981-86
 Mark Mraz 1987
 Paul Oswald 1988
 Moe Gardner 1991-96
 Adam Schreiber1997-98
 Wes Shivers2000
 Michael Moore2003-04
 David Patterson2007
 Ben Wilkerson2007-08
 Rob Bruggeman 2011
 Adam Replogle 2013-14
 Andy Levitre 2015-18
 Drew Dalman2021-22

68

Bobby Richards1966-67
 Dave Hetteima 1970
 Frank Gallagher 1973
 Larry Bailey 1974
 Larron Jackson1975-76
 R.C. Thielemann1977-84
 Dennis Harrison1986-87
 John Hunter 1990
 Mel Agee 1992-95
 Calvin Collins1997-00
 Wayne Gandy2008
 PhillipKeith Manley2012
 Gabe Carimi 2014
 Mike Person 2015-16
 Austin Pasztor 2017
 Jamon Brown2019
 Josh Andrews2021
 Elijah Wilkinson2022

69

Mike Lewis 1971-79
 Dan Benish 1983-86
 Houston Hoover1988-92
 Thomas Williams1994
 Gene Williams1995-99
 Ben Claxton 2005-06
 Alex Stepanovich2008
 Harland Gunn 2012-14
 Zane Beadles 2018
 Jason Spriggs 2021

70

Rich Marshall1966
 Bob Hughes1967-69
 Kenny Vineyard 1970
 Ron Lee 1983
 Mike Chapman1984
 Willard Goff1985
 Reggie Redding 1991
 Bob Whitfield1992-03
 Frank Omiyale 2005-06
 D'Anthony Batiste2007
 Jake Matthews2014-22

71

Joe Szczecko 1966-68
 John Zook1969-75
 Steve George 1976
 Marv Montgomery 1978
 Mike Perko1982
 Dan Dufour 1983-84
 Glen Howe 1985-86
 Chris Hinton1990
 Bill Goldberg1992-94
 Scott Adams 1997
 Travis Claridge2000-03
 Darrell Shropshire2005-06
 Kurt Quarterman2007
 Kroy Biermann2008-15
 Wes Schweitzer 2017-19
 Willie Beavers2020
 Rick Leonard2021
 Chuma Edoga2022

72

Don Talbert 1966-68
 Greg Lens 1970-71
 Jim Bailey1976-78
 Matthew Teague 1981
 Andrew Provence1983-87
 Oliver Barnett1990-92
 Mike Zandofsky1994-96
 Matt Knutson2003
 Wayne Gandy2006-07
 Sam Baker2008-14
 Bryce Harris 2015
 Willie Beavers 2021
 Kobe Smith2022

73

Errol Linden 1966-68
 Randy Winkler 1968
 David Cahill1969
 Phil McKinney1976-80
 Mike Simeta1983

Gary Burley1984
 Leonard Mitchell1987-88
 Mitch Willis1988
 John Washington 1992
 Ernie Logan 1993
 Dunstan Anderson 1994
 Ethan Brooks 1996
 Dave Kadela2001
 Dwayne Morgan2003
 Steve Herndon2004
 Harvey Dahl 2007-10
 Kirk Chambers 2011
 Ryan Schraeder2013-18
 Matt Gono2019-20

74

Karl Rubke1966-67
 Art Strahan 1968
 Bill Sabatino 1969
 Jim Sullivan 1970
 Mike Tilleman1973-76
 Wilson Faumuina 1977-81
 Mike Pitts 1983-86
 Chuck Herman 1980
 John Scully1981-88, 1990
 Robbie Tobeck1993-99
 Tory Epps1990-92
 Jeff Zgonina1996
 Ephraim Salaam1998-2001
 Todd Weiner 2002-08
 Will Svitek2009-12
 Terren Jones 2013-14
 Reid Fragel 2014
 Joey Mbu 2015
 Ty Sambrailo 2017-19
 Germain Ifedi2022

75

Ed Cook1966-67
 George Kunz 1969-74
 Jeff Merrrow1975-83
 Roy Harris 1984-85
 Tony Casillas 1986-90
 Chris Hinton1991-93
 Irv Eatman 1994
 Lincoln Kennedy 1995
 Shane Dronett1997-2002
 Rod Coleman 2004-07
 Simon Fraser2008
 Garrett Reynolds2009-13
 Jon Asamoah 2014
 Jake Long2015
 Jamil Douglas 2017
 John Wetzell2019-20
 Justin Shaffer2022

ALL-TIME JERSEY NUMBERS

76

Guy Reese1966
 Jim Gia Garcia1968
 Mike Gann.....1985-93
 Antone Davis1997
 Jose Portilla1998-99
 Chris Banks2000-01
 Kevin Shaffer2002-05
 Quinn Ojinnaka2006-09
 Lamar Holmes2012-14
 Tyler Polumbus.....2015
 Tom Compton.....2016
 Kaleb McGary2019-22

77

Chuck Sieminski1966-67
 Bruce Bosley1969
 Rosie Manning1972-75
 Ron East1976
 Edgar Fields1977-80
 Doug Rodgers1982
 Rick Bryan1984-92
 Matt Willig1997
 Pellom McDaniels1999-00
 Ronald Flemons2002
 Tyson Clabo2006-12
 Sean Locklear.....2013
 Ra'Shede Hageman2014-16
 Matt Gono2018
 James Carpenter2019-20
 Jalen Mayfield.....2021-22

78

Rich Koepfer1966
 Jerry Shay1968-69
 Greg Marx1973
 Roy Hilton1975
 Bill Windauer1976
 Mike Kenn1978-94

79

Carlton Dabney1968
 Cleo Walker1971
 Chuck Walker1971-75
 Jeff Yeates1976-84
 Bill Fralic1985-91
 Dave Widell1998
 Henry Taylor2000
 Ronald Flemons2001
 Ryan Watson2002
 Barry Stokes.....2005
 Renardo Foster2007
 Mike Johnson2010-14
 Ahtyba Rubin2017

Chris Slayton2020
 Amani Bledsoe.....2022

80

Gary Barnes1966-67
 Bob Jones1969
 Todd Snyder1970-72
 Louis Neal1973-74
 Karl Farmer1976-77
 Bob Long1980
 Junior Miller1980-83
 Mike Landrum1984
 Andre Rison1990-94
 Tyrone Brown1995-96
 Tony Martin1998
 Chris Calloway1999
 Eugene Baker2000
 Willie Jackson2002
 Terrence Edwards2003
 Eric Beverly2004-06
 Courtney Anderson2007
 Marty Booker2009
 Kerry Meier2010-12
 Levine Toilolo2013-18
 Luke Stocker.....2019
 Laquon Treadwell2020
 Josh Ali2022

81

Ralph Smith1969
 Wes Chesson1971-73
 Gerald Tinker1974-75
 Bob Adams1976
 Dennis Pearson1978-79
 Billy Johnson1982-87
 Michael Haynes1988-93
 Terance Mathis1994-01
 Trevor Gaylor2002
 Peerless Price.....2003-04
 Adam Jennings.....2006-08
 Marcus Pollard.....2008
 Michael Palmer2010-12
 Tony Moeaki2015
 Austin Hooper2016-19
 Hayden Hurst.....2020-21

82

Bob Sherlag1966
 Bob Lee1969
 Ken Burrow.....1971-75
 Billy Ryckman1977-79
 Stacey Bailey1982-90
 Jason Phillips1991-93
 Leonard Harris1994
 Michael Haynes1997

Ronnie Harris1998-99
 Mareno Philyaw2000
 Darrin Chiaverini2002
 LaTarence Dunbar2003
 Jerome Pathon2005
 Joe Zelenka2009-11
 Mickey Shuler.....2015
 Joshua Perkins2016
 Logan Paulsen2018
 Austin Trammell.....2021

83

Tom Hutchinson1966
 Larry Mialik1972-74
 James Wright1978-79
 Floyd Hodge1982-84
 Aubrey Matthews1986-88
 Tony Jones1992
 Ricky Sanders1994-95
 Tim Dwight1998-00
 Alge Crumpler2001-07
 Harry Douglas2008-14
 Jacob Tamme2015-16
 Russell Gage2018-20
 Jared Bernhardt2022

84

Vern Burke.....1966
 Mike Donohoe1968, 1970-71
 Thomas Geredine1973-74
 Alfred Jenkins1975-83
 Sylvester Stamps1984-88
 Joey Jones1986
 James Milling1988, 1990
 Darryl Spencer1994
 Freddie Scott1996
 Mercury Hayes1997
 Rod Monroe1998-99
 Shawn Jefferson.....2000-02
 Roddy White2005-15
 Cordarrelle Patterson.....2021-22

85

Billy Martin1966-67
 Paul Flatley1968-69
 Ray Poage1971
 Alfred Jackson1978-84
 Anthony Allen1985-86
 Lew Barnes1988
 Shawn Collins1989-90
 Drew Hill1992-93
 David Mims1994
 Roell Preston1995-96
 Brian Kozlowski1997-03
 Dwayne Blakley.....2004-08

ALL-TIME JERSEY NUMBERS

Jason Rader 2008-09
 Andrew Szcerba 2013
 Kyle Miller 2014
 Leonard Hankerson 2015
 Eric Saubert 2017-18
 Lee Smith 2021
 MyCole Pruitt 2022

86

Tommy Tolleson 1966
 Jim Mitchell 1969-79
 Mike Smith 1980
 Ben Young 1983
 Perry Tuttle 1984
 Floyd Dixon 1986-91
 Mitch Lyons 1993-96
 Ed Smith 1997-98
 Bryan Still 1999
 Brian Finneran 2000-10
 Chase Coffman 2012-13
 Bear Pascoe 2014
 D.J. Tialavea 2016
 Anthony Firkser 2022

87

Claude Humphrey .. 68-74, 76-78
 Russ Mikeska 1979-83
 Cliff Benson 1984-85
 Ron Middleton 1986-87
 Danzell Lee 1988-89
 Gary Wilkins 1989-90
 James Milling 1992
 Bert Emanuel 1994-97
 Jammi German 1998-00
 Kahili Hill 2002
 Damon Gibson 2002
 Jimmy Farris 2002-04
 Romby Bryant 2005
 Ashley Lelie 2006
 Joe Horn 2007
 Justin Peelle 2008-10
 Tommy Gallarda 2012
 Jaeden Graham 2018-21
 John FitzPatrick 2022

88

Sam Williams 1966-67
 Glen Condren 1969-72
 Henry Childs 1974
 Greg McCrary 1975-77
 Lewis Gilbert 1978-79
 Clay Brown 1982
 Keith Krepfle 1982
 Arthur Cox 1983-87
 Alex Higdon 1988
 Troy Sadowski 1990
 Harper Le Bel 1992-96
 O.J. Santiago 1997-99

Quentin McCord 2002-03
 John Lewis 2003
 Martrez Milner 2007-08
 Tony Gonzalez 2009-13
 Luke Stocker 2020
 Frank Darby 2021-22

89

Hugh McInnis 1966
 Rich Cas 1968
 Randy Marshall 1970-71
 Wallace Francis 1975-81
 Willie Curran 1982-84
 Charlie Brown 1985-87
 Jessie Hester 1988 89
 George Thomas 1990-91
 J.J. Birden 1995-96
 Todd Kinchen 1997-98
 Reggie Kelly 1999-02
 Sean Brewer 2003
 Dez White 2004-05
 Ben Hartsock 2008
 Keith Zinger 2009
 Reggie Kelly 2011
 Bernard Reedy 2014
 Alex Gray 2018
 Jared Pinkney 2020
 John Raine 2021

90

Chuck Smith 1992-99
 Ron Moore 2001
 Will Overstreet 2002-03
 Grady Jackson 2006-08
 Lawrence Sidbury 2009-12
 Stansly Maponga 2013-14
 Derrick Shelby 2016-18
 Ra'Shede Hageman 2019
 Marlon Davidson 2021
 Jaleel Johnson 2022

91

Aaron Brown 1986-87
 John Burrough 1995-98
 Ben Huff 1999
 Brady Smith 2000-05
 Paul Carrington 2006
 Corey Peters 2010-14
 Courtney Upshaw 2016-17
 Jacob Tuioti-Mariner 2019-21
 Nick Thurman 2021
 Matt Dickerson 2022

92

Ronnie Washington 1985
 George Yarno 1988-89
 Lester Archambeau 1993-99

Reggie McGrew 2002
 Terrence Robinson 2003
 Karon Riley 2004
 Chauncey Davis 2005-10
 Travian Robertson 2012-13
 Ricky Heimuli 2014
 Justin Zimmer 2018
 Michael Bennett 2019
 Charles Harris 2020
 Adetokunbo Ogundeji 2021-22

93

Aundray Bruce 1988-91
 Dan Owens 1996-97
 Shawn Swayda 1998-01
 Sam Rogers 2002
 Raymond House 2003
 Junior Glymph 2004-05
 Tim Anderson 2007
 Thomas Johnson 2009-10
 Ray Edwards 2011
 Malliciah Goodman 2013-15
 Dwight Freeneey 2016
 Taniela Tupou 2017
 Allen Bailey 2019-20
 James Vaughters 2021
 Timmy Horne 2022

94

Charles Martin 1988
 Henri Crockett 1997-01
 James Cotton 2003
 Chad Lavalais 2004-05
 Josh Mallard 2006
 Kindal Moorehead 2008
 Peria Jerry 2009-13
 Jonathan Massaquoi 2014
 Tyson Jackson 2015-16
 Joe Vellano 2017
 Deadrin Senat 2018-20
 Anthony Rush 2021
 Jalen Dalton 2022

95

Michael Reid 1987-92
 Pierce Holt 1993-95
 Esera Tuaolo 1998
 Ed Jasper 1999-2004
 Jonathan Babineaux 2005-16
 Jack Crawford 2017-19
 Ta'Quon Graham 2021-22

96

Johnnie Taylor 1984-86
 Rich Kraynak 1987
 Reggie Camp 1988
 Todd Kelly 1996

ALL-TIME JERSEY NUMBERS

Dan Sharp 1987
Gary Wilkins 1988-89
Anthony Pleasant 1997
Antonio Edwards 1998
Chris White 2000
Antwan Lake 2004-05
Montavious Stanley 2007
Jonathan Massaquoi 2012-13
Paul Soliai 2014-15
Tyeler Davison 2019-21
Vincent Taylor 2022

97

Jumpy Geathers 1993-95
Cornelius Bennett 1996-98
Patrick Kerney 1999-06
Trey Lewis 2007-10
Carlton Powell 2011
Grady Jarrett 2015-22

98

Greg Brown 1987-88
Travis Hall 1995-04
Ike Reese 2005-06
Jamaal Anderson 2007-10
Cliff Matthews 2011-14,16
Takk McKinley 2017-20
Mike Pennel 2021
Abdullah Anderson 2022

99

Tim Green 1986-93
Darryl Talley 1995
Nathan Davis 1997
Chuck Wiley 2000-02
Demetris Veal 2003
Khaleed Vaughn 2004
Tommy Jackson 2006
Derrick Jones 2007
Jason Jefferson 2008
Vance Walker 2009-12
Tyson Jackson 2014
Terrell McClain 2018
Adrian Clayborn 2015-17, 19
Jonathan Bullard 2021

DRAFT CHOICE BY YEAR

1966

- Tommy Nobis, LB (1) Texas
- Randy Johnson, QB (15) Texas A&I
- Nick Rassas, S Notre Dame
- Jerry Jones, T Bowling Green
- Mike Dennis, RB Mississippi
- Phil Sheridan, TE Notre Dame
- Ken Reaves, CB Norfolk State
- Bill Asbury, RB Kent State
- Bill Wolski, RB Notre Dame
- Martin Kahn, T N. Texas State
- Charlie Casey, WR Florida
- Bill Johnson, RB Suwanee
- Bill Goss, LB Tulane
- Bob Sanders, C N. Texas State
- Mike Bender, G Arkansas
- Steve Sloan, QB Alabama
- Ken Hollister, T Indiana
- Bob Collins, T South Carolina
- Steve Ecker, P Shippensburg St.
- Tommy Tolleson, WR Alabama
- Jim Vining, G Rice
- Lurley Archambeau, C Toledo
- Doug Korver, C State Col. of Iowa
- Walt Mainer, CB-S Xavier
- Bob Riggie, S Penn. State

1967

- Choice traded to San Francisco
- Leo Carroll, DE (31) San Diego State
- Jimmy Jordan, RB Florida
- Choice traded to Cleveland
- Bill Delaney, TE Amer. Internat'l.
- Randy Matson, DE TX. A&M (from S.F.)
- Choice traded to Baltimore
- Gene Snipes, WR Elizabeth City (from Los Angeles)
- Martine Bercher, CB-S Arkansa (from Baltimore)
- Corey Colehour, QB North Dakota
- Choice traded to Washington
- Bob Moten, WR Bishop, Tex.
- Dick Schaforth, T Iowa
- John Walker, LB Jackson State
- Bill Gentry, LB North Carolina St.
- Sandor Szabo, K Ithaca
- Tom Bryan, RB Auburn
- Al Nicholas, RB Sacramento State
- Larry Chester, CB-S Allen
- Bill Buckner, QB Delta State

1968

- Claude Humphrey, DE (3) Tenn. St.
- Carlton Dabney, DT Morgan State
- John Wright, WR Illinois (from Green Bay through Los Angeles)

- Choice traded to Chicago
- Choice traded to St. Louis
- Choice traded to Washington
- Jim Hagle, RB So. Methodist
- Joe Wynns, CB-S S. Carolina State (from Pittsburgh)
- Rick Eber, WR Tulsa (from Bal.)
- Choice traded to Minnesota
- Ray Jeffords, TE Georgia
- Henry Holland, C No. Texas State
- Mike Tomasini, DT Colorado State
- Greg Brezina, LB Houston
- A.J. Vaughan, RB Wayne State
- Bill Harris, RB Colorado
- Joe Polk, RB Livingstone, N.C.
- Don Bean, WR Houston
- Roy Hall, T San Jose State
- Jim Schmidt, CB-S San Francisco

1969

- George Kunz, T (2) Notre Dame
- Paul Gipson, RB Houston
- Malcolm Snider, G Stanford
- Jon Sandstrom, G Oregon State (from N.Y. Giants through Los Angeles)
- Jim Mitchell, TE Prairie View
- Dicky Lyons, RB Kentucky (from Balt)
- Choice traded to Minnesota
- Tony Pleviak, DT Illinois (from Dallas through Baltimore)
- Choice traded to Los Angeles
- Wally Oyler, CB-S Louisville (from Det.)
- Dick Enderle, G Minnesota
- Ted Cottrell, LB Delaw. Valley (from Det)
- Jim Callahan, WR Temple
- Choice traded to Baltimore
- Jeff Stanciel, RB Miss. Valley
- Jeff Van Note, C Kentucky
- Denver Samples, DE Texas-El Paso
- Harry Carpenter, G Tennessee State
- Billy Hunt, CB-S Kansas
- Jim Weatherford, S Tennessee
- Ed Hughes, RB Texas Southern
- Paul Williams, WR California
- Oscar Jenkins, CB Virginia Union
- Larry Butler, LB Stanford
- Bill Holland, RB So. California

1970

- John Small, LB (12) Citadel
- Art Malone, RB Arizona State
- Andy Maurer, G Oregon
- Todd Synder, WR Ohio (from NYG)

DRAFT CHOICE BY YEAR

4. Paul Reed, T Johnson C. Smith (from PHI)
- Choice traded to St. Louis
5. Bruce Van Ness, RB Rutgers (from Philadelphia through N.Y. Giants)
- Ken Mendenhall, C Oklahoma
6. Mack Herron, RB Kansas State
- Jade Butcher, WR Indiana (from Wash)
- Randy Marshall, DE Linfield (from LA)
- Choice traded to Los Angeles
7. Gary Orcutt, WR S. Cal. (from NYG)
8. Larry Brewer, TE Louisiana Tech (from NYG)
- Seth Miller, S Arizona State
9. Roy Robinson, CB-S Montana
10. Jim Hatcher, CB-S Kansas
11. Mike Brunson, WR-RB Arizona State
12. Lonnie Holton, RB N. Michigan
13. Rick Stepanek, DT Iowa
14. Chuck Wald, WR No. Dakota State
15. Keith Mauney, CB-S Princeton
16. Steve Parnell, WR Massachusetts
17. Bill Bell, K Kansas

1971

1. Joe Profit, RB (7) N.E. Louisiana
2. Ken Burrow, WR San Diego State
3. Leo Hart, QB Duke
4. Mike Potchad, DT Pittsburg State
5. Ray Jarvis, WR Norfolk State
6. Tom Hayes, CB San Diego State
- Ray Brown, S West Texas St. (from NYG)
7. Wes Chesson, WR Duke
8. Dennis Havig, G Colorado
9. Alvin Griffin, WR Tuskegee
10. Faddie Tillman, DE Boise State
11. Larry Shears, CB-S Lincoln, Mo.
12. Ronny Lowe, WR Fort Valley State
13. Dan Crooks, CB-S Wisconsin
14. Deryl Comer, TE Texas
15. Wallace Clark, RB Auburn
16. Lindsey James, RB/TE San Diego St.
17. Willie Martin, RB Johnson C. Smith

1972

1. Clarence Ellis, S (15) Notre Dame
2. Pat Sullivan, QB Auburn (from Philadelphia through Detroit)
- Steve Okoniewski, T Montana (from Det.)

3. Roosevelt Manning, DT N.E. Okla.
4. Les Goodman, RB Yankton, S.D.
5. Andy Howard, DT Grambling
6. Bill Taylor, RB Mich. (from Buff)
7. Ralph Cindrich, LB Pittsburgh
8. Mike Perfetti, P-S Minnesota (from New England through N.Y. Giants)
9. Fred Riley, WR Idaho (choice reacquired from New Orleans)
10. Lance Moon, RB Wisconsin
11. Hank Brandon, RB Southern U.
12. Ray Easterling, S Richmond
13. Choice traded to St. Louis
14. Jack Phillips, WR Grambling
15. Larry Mialik, TE Wisconsin
16. Henry Sovio, TE Hawaii
17. Tom Chandler, LB Minnesota
- Oscar Jenkins, CB Virginia Union
- Larry Butler, LB Stanford
- Bill Holland, RB So. California

1973

1. Choice traded to Houston
2. Greg Marx, DT (39) Notre Dame
3. Choice traded to San Diego through Oakland
4. Thomas Geredine, WR N.E. Mo. State
5. Choice traded to Washington
6. Nick Bebout, T Wyoming
7. George Campbell, CB Iowa St.
8. Tom Reed, G Arkansas
9. Russ Ingram, C Tex. Tech
10. Nick Mike-Mayer, K Temple
11. Byron Buelow, DB LaCrosse, Wis.
12. Mike Samples, DT Drake
13. Chris Stecher, T Claremont-Mud.
14. John Madeya, QB Louisville
15. Tom Gage, DB Lamar Tech
16. Rufus Ferguson, RB Wisconsin
17. Jim Hodge, WR Arkansas

1974

1. Traded choice and quarterback Bob Berry to Minnesota for veterans Bob Lee, a quarterback, and linebacker Lonnie Warwick.
2. Gerald Tinker, WR (44) Kent State
3. Kim McQuilken, QB Lehigh
4. Maurice Spencer, DB N. Carolin Cen.
5. Vince Kendrick, RB Florida
6. Henry Childs, TE Kansas State
7. Monroe Eley, RB Ariz. State
8. Doyle Orange, RB Southern Miss.
9. James Coode, T Michigan

DRAFT CHOICE BY YEAR

8. Choice to Green Bay through New Orleans
9. Larry Bailey, DT Pacific
10. Paul Ryczek, C Virginia
11. Eddie Wilson, WR Albany State
12. Vic Koegel, LB Ohio State
13. Ralph Powell, RB Nebraska
14. John Givens, G Villanova
15. Willie Jones, WR Iowa State
16. Sylvester McGee, RB Rhode Island
17. Al Davis, G/T Boise State

1975

1. Steve Bartkowski, QB (1) California
2. Ralph Ortega, LB Florida
3. Woody Thompson, RB Miami
4. John Nessel, G Penn. State
5. Greg McCrary, TE Clark
6. Fulton Kuykendall, LB UCLA
7. Doug Payton, G Colorado
8. Mike Esposito, RB Boston College
9. Brent Adams, T U. Tenn./Chooga
10. Brad Davis, RB LSU
11. Marshall Mills, WR West Virginia
12. Jeff Merrow, DT West Virginia
13. Alonza Pickett, T Texas Southern
14. Cart Russ, LB Michigan
15. Steve Robinson, DT Tuskegee
16. Jimmy Robinson, WR Georgia Tech
17. Steve Knutson, G Southern Cal.
18. Mitch Anderson, QB Northwestern

1976

1. Bubba Bean, RB (9) Texas A&M
2. Sonny Collins, RB Kentucky
3. Dave Scott, T Kansas
4. Walt Brett, DE Montana
5. Traded to Minnesota
6. Stan Varner, DT Brigham Young
7. Karl Farmer, WR Pittsburgh
8. Frank Reed, DB Washington
9. Phil McKinnely, T UCLA
10. No Selection
11. Chuck Brislin, T Mississippi State
12. Pat Bolton, K Montana State
13. Mike Williams, T Florida
14. Mark Husfloen, DE Washington St.
15. Ron Olson, DB Washington
16. Pat Curto, LB Ohio State
17. Tony Green, DB Texas Tech

1977

1. Warren Byrant, T (6) Kentucky
2. Wilson Faumuina, DT (20) San Jose State
3. R.C. Thieleman, G-C Arkansas
4. Edgar Fields, DT-DE Texas A&M

4. Allan Leavitt, KS Georgia
5. Shelton Diggs, WR So. California
6. Keith Jenkins, DB Cincinnati
7. No selection
8. Walter Packer, WR Mississippi State
9. John Maxwell, T Boston College
10. Robert Speer, DE Arkansas State
11. Billy Ryckman, WR Louisiana Tech
12. Dave Farmer, RB Southern Cal.
13. Don Parrish, DE Pittsburgh

1978

1. Mike Kenn, T (13) Michigan
2. Steve Stewart, LB Minnesota
3. Stan Waldemore, G Nebraska
4. Brian Cabral, LB Colorado
5. Dennis Pearson, WR San Diego St.
6. Rodney Parker, WR Tennessee St.
7. Alfred Jackson, WR Texas
8. James Wright, TE Texas Christian
9. David Adkins, LB Ohio St.
10. David Williams, DB Tenn.-Martin
11. Tom Pridemore, DB West Virginia
12. Ricky Patton, RB Jackson St.
13. Ray Strong, RB Nev. Las Vegas
14. Milton "Scooter" Reed, DB Baylor
15. Daria Butler, LB Oklahoma St.

1979

1. Don Smith, DE (17) Miami
2. Pat Howell, G Southern Cal.
3. James Mayberry, RB Colorado
4. William Andrews, RB Auburn
5. Lynn Cain, RB Southern Cal.
6. Charles Johnson, DB Gambling
7. Mike Zele, DT Kent State
8. Mike Moroski, QB Cal-Davis
9. Roger Westlund, T Washington
10. Keith Miller, LB NE Oklahoma
11. Dave Parkin, DB Utah State
12. Bruce Beekley, LB Oregon
13. Bill Leer, C Colorado St.
14. Stuart Walker, LB Colorado

1980

1. Junior Miller, TE (7) Nebraska
2. Buddy Curry, LB North Carolina
3. Earl Jones, CB Norfolk State
4. Jim Laughlin, LB Ohio State
5. I.M. Hipp, RB Nebraska
6. Brad Vassar, LB Pacific
7. Kenny Johnson, DB Mississippi State
8. Mike Davis, DB Colorado
9. Mike Smith, WR Gambling
10. Al Richardson, LB Georgia Tech

DRAFT CHOICE BY YEAR

- 9. Glen Keller, C West Texas State
- 10. Walt Bellamy, DB V.M.I.
- 11. Mike Babb, DB Oklahoma
- 12. Quinn Jones, RB Tulsa

1981

- 1. Bobby Butler, CB (25) Florida State
- 2. Lyman White, LB Louisiana State
- 3. Scott Woerner, DB Georgia
- 4. John Scully, C Notre Dame
- 5. Eric Sanders, T Nevada-Reno
- 6. Harry Stanback, DT North Carolina
- 7. Matthew Teague, DE Prairie View
- 8. Cliff Toney, DC Auburn
- 9. Calvin Fance, RB Rice
- 10. Robert Murphy, S Ohio State
- 11. Keith Chappelle, WR Iowa
- 12. Mark McCants, S Temple

1982

- 1. Gerald Riggs, RB (9) Arizona State
- 2. Doug Rogers, DE Stanford
- 3. Stacey Bailey, WR San Jose State
- 4. Reggie Brown, RB Oregon
- 5. Von Mansfield, DB Wisconsin
- 6. Mike Kelley, QB Georgia Tech
- 7. David Toloumu, RB Hawaii
- 8. Ricky Eberhart, DB Morris Brown
- 9. Mike Horan, P Cal St.-Long Bch.
- 10. Curtis Stowers, LB Mississippi State
- 11. Jeff Keller, WR Washington St.
- 12. Dave Levenick, LB Wisconsin

1983

- 1. Mike Pitts, DE (16) Alabama
- 2. James Britt, DB LSU
- 3. Andrew Provence, DT South Carolina
- 4. John Harper, LB Southern Illinois
- 5. Brett Miller, T Iowa
- 6. Anthony Allen, WR Washington
- 7. Jeff Turk, DB Boise State
- 8. John Rade, LB Boise State
- 9. Traded to Baltimore
- 10. Ralph Giacommaro, P Penn State
- 11. John Salley, DB Wyoming
- 12. Allama Matthews, TE Vanderbilt

1984

- 1. Rick Bryan, DT (9) Oklahoma
- 2. Scott Case, S Oklahoma
- 3. Thomas Benson, LB Oklahoma
- 4. Rodney McSwain, DB Clemson
- 5. Rydell Malancon, LB LSU
- 6. Cliff Benson, TE Purdue
- 7. Ben Bennett, QB Duke

- Dan Ralph, DT Oregon
- 7. Kirk Dodge, LB Nev. Las Vegas
- 8. Jeff Jackson, LB Auburn
- 9. Glenn Howe, T Southern Miss.
- 10. Derrick Franklin, DB Fresno State
- 11. Tommy Norman, WR Jackson State
- 12. Don Holmes, WR Colorado

SUPPLEMENTAL DRAFT - JUNE 5, 1984

- 1. Joey Jones, WR (9) Alabama Birm.
- 2. Mike McInnis, DT Ark-Pine Bluff
- 3. Dennis Woodberry, DB Southern Arkans.

1985

- 1. Bill Fralic, T (2) Pittsburgh
- 2. Mike Gann, DE Notre Dame
- 3. Choice traded to Minnesota
- 4. Emile Harry, WR Stanford
- 5. Choice traded to St. Louis
- 6. Reggie Pleasant, CB Clemson
- 7. Choice traded to Cincinnati
- 8. Ashley Lee, S Virginia Tech
- 9. Ronnie Washington, LB N.E. Louisiana
- 10. Micah Moon, LB North Carolina
- 11. Brent Martin, C Stanford
- 12. John Ayres, CB Illinois
- 13. Ken Whisenhunt, TE Georgia Tech

1986

- 1a. Tony Casillas, NT (2) Oklahoma
- 1b. Tim Green, LB (17) Syracuse
- 2. Traded to Washington in '85 for LB in '86
- 3. Traded earlier for QB Turk Schonert
- 4. Traded to L.A Raiders for Bret Clark, S Nebraska
- 5. Traded to Philadelphia for LB Joel Williams
- 6a. Floyd Dixon, WR Stephen F. Aust.
- 6b. Keith Williams, RN Missouri
- 7. Traded earlier to Phil. for LB Reggie Wilkes
- 8. Kevin Hudgens, DT Idaho State
- 9. Kevin Starks, TE Minnesota
- 10. Tony Baker, RB East Carolina
- 11. Chris Hegg, QB Missouri
- 12. Steve Griffin, WR Purdue

1987

- 1. Chris Miller, QB (12) Oregon
- 2. Kenny Flowers, RB Clemson
- 3. Choice traded to Green Bay
- 4. Ralph Van Dyke, T Southern Illinois
- 5. Mark Mraz, DE Utah State
- 6. Paul Kiser, G Wake Forest
- 7. Michael Reid, LB Wisconsin
- 8. Curtis Taliadro, LB Virginia Tech
- 9. Terrence Anthony, CB Iowa State

DRAFT CHOICE BY YEAR

- 10. Jerry Reese, TE Illinois
- 11. Elbert Shelley, S Arkansas State
- 12. Larry Emery, RB Wisconsin

1988

- 1. Aundray Bruce, LB (1) Auburn
- 2. Marcus Cotton, LB Southern Cal.
- 3. Alex Higdon, TE Ohio State
- 4. Choice traded to Philadelphia
- 5. Charles Dimry, DB Nev.-Las Vegas
- 6a. George Thomas, WR Nev.-Las Vegas
- 6b. Houston Hoover, G Jackson State
- 7. Michael Haynes, WR N. Arizona
- 8. Phillip Brown, LB Alabama
- 9. James Primus, RB UCLA
- 10. Stan Clayton, T Penn State
- 11. James Milling, WR Maryland
- 12. Carter Wiley, S Virginia Tech

1989

- 1a. Deion Sanders, CB (5) Florida State
- 1b. Shawn Collins, WR (27) Northern Arizona
- 2. Ralph Norwood, T Louisiana State
- 3. Keith Jones, RB Illinois
- 4. Choice traded to Cincinnati
- 5. Choice traded to LA Raiders
- 6. Troy Sadowski, TE Georgia
- 7. Undra Johnson, RB West Virginia
- 8. Paul Singer, QB Western Illinois
- 9. Chris Dunn, LB Cal.-Poly SLO
- 10. Choice traded to Cincinnati
- 11. Greg Paterra, RB Slippery Rock
- 12. Tony Bowick, NT U. Tenn./Chatt.

1990

- 1. Steve Broussard, RB (20) Washington St.
- 2. Darion Conner, LB Jackson State
- 3. Oliver Barnett, DL Kentucky
- 4. Reggie Redding, T Cal St.-Fullerton
- 5. Mike Pringle, RB Cal St.-Fullerton
- 6. Tory Epps, NT Memphis State
- 7. Darrell Jordon, LB Northern Arizona
- 8. Donnie Salum, LB Arizona
- 9. Chris Ellison, S Houston
- 10. Shawn McCarthy, S Purdue

1991

- 1a. Bruce Pickens, CB (3) Nebraska
- 1b. Mike Pritchard, WR (13) Colorado
- 2. Brett Favre, QB Southern Miss.
- 3. Choice traded to Miami
- 4. Moe Gardner, NT Illinois
- 5. James Goode, LB Oklahoma

- 6. Erric Pegram, RB N. Texas St
- 7a. Brian Mitchell, DB BYU
- 7b. Mark Tucker, C USC
- 8. Randy Austin, TE UCLA
- 9. Ernie Logan, DE East Carolina
- 10a. Walter Sutton, WR S.W. Minnesota
- 10b. Pete Lucas, T Stevens Pt., Wis
- 11. Joe Sims, NT Nebraska
- 12. Bob Christain, RB Northwestern

1992

- 1a. Bob Whitfield, OT (8th) Stanford
- 1b. Tony Smith, RB So. Mississippi
- 2. Chuck Smith, DE Tennessee
- 3. Howard Dinkins, LB Florida State
- 4. Frankie Smith, CB Baylor
- 5. Choice traded to San Diego
- 6. Terry Ray, S Oklahoma
- 7. Tim Paulk, LB Florida
- 8a. Derrick Moore, RB N.E. St. Oklahom.
- 8b. Reggie Dwight, TE Troy State
- 9. Keith Alex, T-G Texas A&M
- 10. Darryl Hardy, LB Tennessee
- 11. Robin Jones, DE Baylor

1993

- 1. Lincoln Kennedy, G-T (9th) Washington
- 2. Roger Harper, S Ohio State
- 3. Harold Alexander, P Appalachian St.
- 4. Choice traded to Green Bay
- 5. Ron George, LB Stanford
- 6. Mitch Lyon, TE Michigan State
- 7. Darnell Walker, CB Oklahoma
- 8. Shannon Baker, WR Florida State

1994

- 1. Traded No. 1 Pick (7th overall), No. 3 Pick (83rd overall), and a conditional 1996 Pick (#2) to Indianapolis for QB Jeff George.
- 2. Bert Emanuel, WR Rice
- 3a. Anthony Phillips, CB Texas A&I
- 3b. Alai Kalaniuvalu, G Oregon State
- 4a. Perry Klein, QB C.W. Post
- 4b. Mitch Davis, LB Georgia
- 5. Harrison Houston, WR Florida
- 6. Traded Pick to LA Raiders for RB Eric Dickerson
- 7. Jamal Anderson, FB Utah

1995

- 1. Trade No. 1 Picks with Cleveland (10 for 26) to acquire Eric Metcalf
- 2. Devin Bush, S (26th) Florida State
- 3. Ron Davis, CB Tennessee

DRAFT CHOICE BY YEAR

3. Lorenzo Styles, LB Ohio State
4. Traded to Dallas to move up 5 places in Rd 2
5. Roell Preston, WR Mississippi
6. Travis Hall, DE BYU
7. John Burrough, DT Wyoming

1996

1. Traded to Indianapolis in '94 (for Jeff George)
2. Traded to Oakland for S Patrick Bates
3. Shannon Brown, DT Alabama
- 4a. Richard Huntley, RB Winston-Salem
- 4b. Juran Bolden, CB Mississippi St.
5. Traded to Cleveland in '95 for Gene Williams
5. Gary Bandy, DE Baylor
6. Craig Sauer, LB Minnesota
7. Ethan Brooks, T Williams (MA)

1997

1. Michael Booker, CB (11th) Nebraska
 - 2a. Nathan Davis, DT Indiana
 - 2b. Byron Hanspard, RB Texas Tech
 3. O.J. Santiago, TE Kent State
 4. Henri Crockett, LB Florida State
 5. Marcus Wimberly, S Miami
 6. Calvin Collins, C Texas A&M
 - 7a. Tony Graziani, QB Oregon
 - 7b. Chris Bayne, S Fresno State
- Also acquired Chis Chandler from Oilers
for 4th and 6th-round draft picks

1998

1. Keith Brooking, LB (12th) Georgia Tech
2. Bob Hallen, C/G Kent State
3. Jammi German, WR Miami
- 4a. Omar Brown, S North Carolina
- 4b. Tim Dwight, WR/KR Iowa
6. Elijah Williams, CB Florida
- 7a. Ephraim Salaam, T San Diego State
- 7b. Ken Oxendine, RB Virginia Tech
- 7c. Henry Slay, DT West Virginia

1999

1. Patrick Kerney, DE (30th) Virginia
2. Reggie Kelly, TE Mississippi State
3. Jeff Paulk, FB Arizona State
4. Johndale Carty, SS Utah State
5. Eugene Baker, WR Kent
- 6a. Jeff Kelly, LB Kansas State
- 6b. Eric Thigpen, FS Iowa
- 7a. Todd McClure, C LSU
- 7b. Rondel Menendez, WR Eastern Kentucky

2000

1. Traded to Baltimore in '99 for second round pick in '99 (for TE Reggie Kelly)
2. Travis Claridge, OT USC
3. Mark Simoneau, LB Kansas State
4. Michael Thompson, OT Tennessee St.
5. Anthony Midget, CB Virginia Tech
6. Mareno Philyaw, WR Troy State
7. Darrick Vaughn, CB Southwest Texas

2001

1. Michael Vick, QB (1st) Virginia Tech
- Alge Crumpler, TE North Carolina
2. Roberto Garza, C Tex. A&M, Kings.
4. Matt Stewart, LB Vanderbilt
5. Vinny Sutherland, WR Purdue
6. Randy Garner, DE Arkansas
7. Corey Hall, S Appalachian St.
7. Kynan Forney, T Hawaii
7. Ronald Flemons, DE Texas A&M
7. Quentin McCord, WR Kentucky

2002

1. T.J. Duckett, RB (18th) Michigan State
3. Will Overstreet, DE Tennessee
4. Martin Bibla, G Miami
- 5a. Kevin McCadam, S Virginia Tech
- 5b. Kurt Kittner, QB Illinois
6. Kahlil Hill, WR Iowa
- 7a. Michael Coleman, WR Widener
- 7b. Kevin Shaffer, T Tulsa

2003

1. Traded to Buffalo in '03 (Peerless Price)
2. Bryan Scott, CB Penn State
4. Justin Griffith, FB Mississippi State
5. Jon Olinger, WR Cincinnati
- 6a. LaTarence Dunbar, WR TCU
- 6b. Wayne Bacon, SS Alabama
7. Demetris Veal, DE Tennessee

2004

- 1a. DeAngelo Hall, CB (8th) Virginia Tech
- 1b. Michael Jenkins, WR (29th) Ohio State
3. Matt Schaub, QB Virginia
4. Demorrio Williams, LB Nebraska
5. Chad Lavalais, DT LSU
6. Etric Pruitt, S Southern Miss
7. Quincy Wilson, RB West Virginia

2005

1. Roddy White, WR (27th) UAB
2. Jonathan Babineaux, DT Iowa
3. Jordan Beck, LB Cal-Poly/SLO

DRAFT CHOICE BY YEAR

4. Chauncey Davis, DE.....Florida State
5. Michael Boley, LB.....Southern Miss
5. Frank Omiyale, T.....Tennessee Tech
6. DeAndra Cobb, RB.....Michigan State
7. Darrell Shropshire, DT.....South Carolina

2006

2. Jimmy Williams, CB (37th).....Virginia Tech
3. Jerious Norwood, RB.....Mississippi State
5. Quinn Ojinnaka, T.....Syracuse
6. Adam Jennings, WR.....Fresno State
7. D.J. Shockley, QB.....Georgia

2007

1. Jamaal Anderson, DE (8th).....Arkansas
2. Justin Blalock, OL.....Texas
4. Chris Houston, CB.....Arkansas
4. Laurent Robinson, WR.....Illinois State
5. Stephen Nicholas, LB.....South Florida
6. Martrez Milner, TE.....Georgia
7. Trey Lewis, S.....Washburn
7. David Irons, CB.....Auburn
7. Doug Datish, OL.....Ohio State
7. Daren Stone, S.....Maine
7. Jason Snelling, RB.....Virginia

2008

1. Matt Ryan, QB (3rd).....Boston College
1. Sam Baker, OT.....USC
*from Washington
2. Curtis Lofton, LB.....Oklahoma
3. Chevis Jackson, CB.....LSU
3. Harry Douglas, WR.....Louisville
*from Washington
3. Thomas DeCoud, S.....California
5. Robert James, LB.....Arizona State
5. Kroy Biermann, LB.....Montana
*from Washington
6. Thomas Brown, RB.....Georgia
7. Wilrey Fontenot, CB.....Arizona
7. Keith Zinger, TE.....LSU
*from Pittsburgh

2009

1. Peria Jerry, DT (24th).....Mississippi
2. William Moore, S.....Missouri
3. Christopher Owens, CB.....San Jose State
4. Lawrence Sidbury, DE.....Richmond
5. William Middleton, CB.....Furman
*from St. Louis
5. Garrett Reynolds, OT.....North Carolina
*from Dallas
6. Spencer Adkins, LB.....Miami (Fla.)
*from St. Louis
7. Vance Walker, DT.....Georgia Tech
*from Dallas

2010

1. Sean Weatherspoon, LB (19th).....Missouri
- 3a. Corey Peters, DT.....Kentucky
- 3b. Mike Johnson, OL.....Alabama
4. Joe Hawley, C.....UNLV
- 5a. Dominique Franks, CB.....Oklahoma
- 5b. Kerry Meier, WR.....Kansas
6. Shann Schillinger, S.....Montana

2011

1. Julio Jones, WR (6th).....Alabama
*from Cleveland
3. Akeem Dent, LB.....Georgia
5. Jacquizz Rodgers, RB.....Oregon Stat
*from St. Louis
6. Matt Boshier, P.....Miami (Fla.)
- 7a. Andrew Jackson, OL.....Fresno State
*from Detroit
- 7b. Cliff Matthews, DE.....South Carolina
*from New England

2012

2. Peter Konz, G/C.....Wisconsin
3. Lamar Holmes, T.....Southern Miss
- 5a. Bradie Ewing, FB.....Wisconsin
- 5b. Jonathan Massaquoi, DE.....Troy
*from Baltimore
6. Charles Mitchell, S.....Mississippi State
7. Travian Robertson, DT.....South Carolina

2013

1. Desmond Trufant, CB.....Washington
2. Robert Alford, CB.....Southeastern LA
- 4a. Mallichaiah Goodman.....Clemson
- 4b. Levine Toilolo, TE.....Stanford
- 5a. Stansly Maponga, DE.....TCU
- 7a. Kemal Ishmael, S.....UCF
- 7b. Zeke Motta, S.....Notre Dame
- 7c. Sean Renfree, QB.....Duke

2014

1. Jake Matthews, T.....Texas A&M
2. Ra'Shede Hageman, DE.....Minnesota
3. Dezmen Southward, S.....Wisconsin
- 4a. Devonta Freeman, RB.....Florida State
- 4b. Prince Shembo, LB.....Notre Dame
- 5a. Ricardo Allen, CB.....Purdue
- 5b. Marquis Spruill, LB.....Syracuse
- 7a. Yavin Smallwood, LB.....Connecticut
- 7b. Tyler Starr, LB.....South Dakota

DRAFT CHOICE BY YEAR

2015

1. Vic Beasley, OLB Clemson
2. Jalen Collins, CB LSU
3. Tevin Coleman, RB Indiana
4. Justin Hardy, WR ECU
5. Grady Jarrett, DT Clemson
- 7a. Jake Rodgers, T EWU
- 7b. Akeem King, CB San Jose St.

2016

1. Keanu Neal, S Florida
2. Deion Jones, LB LSU
3. Austin Hooper, TE Stanford
4. De'Vondre Campbell, LB Minnesota
6. Wes Schweitzer, OL San Jose St.
7. Devin Fuller, WR UCLA

2017

1. Takkarist McKinley, DE UCLA
3. Duke Riley, LB LSU
4. Sean Harlow, G Oregon St.
- 5a. Damontae Kazee, DB San Diego St.
- 5b. Brian Hill, RB Wyoming
- 5c. Eric Saubert, TE Drake

2018

1. Calvin Ridley, WR Alabama
2. Isaiah Oliver, CB Colorado
3. Deadrin Senat, DT South Florida
4. Ito Smith, RB Southern Miss.
- 6a. Russell Gage, WR LSU
- 6b. Foyesade Oluokun, LB Yale

2019

- 1a. Chris Lindstrom, G Boston College
- 1b. Kaleb McGary, T Washington
- 4a. Kendall Sheffield, CB Ohio State
- 4b. John Cominsky, DL Charleston (W. Va.)
- 5a. Qadree Ollison, RB Pittsburgh
- 5b. Jordan Miller, CB Washington
6. Marcus Green, RB Louisiana-Monroe

2020

1. AJ Terrell, CB Clemson
2. Marlon Davidson, DL Auburn
3. Matt Hennessy, C/G Temple
- 4a. Mykal Walker, LB Fresno State
- 4b. Jaylynn Hawkins, S California
7. Sterling Hofrichter, P Syracuse

2021

1. Kyle Pitts, TE Florida
2. Richie Grant, S Central Florida
3. Jalen Mayfield, OL Michigan
- 4a. Darren Hall, CB Fresno State
- 4b. Drew Dalman, OL Stanford
- 5a. Ta'Quon Graham, DL Texas
- 5b. Adetokunbo Ogundeji, OLB Notre Dame
- 5c. Avery Williams, CB Boise State
6. Frank Darby, WR Arizona State

2022

1. Drake London, WR USC
- 2a. Arnold Ebiketie, OLB Penn State
- 2b. Troy Andersen, LB Montana St.
- 3a. Desmond Ridder, QB Cincinnati
- 3b. DeAngelo Malone, OLB Western Kentucky
5. Tyler Allgeier, RB BYU
- 6a. Justin Shaffer, OL Georgia
- 6b. John FitzPatrick, TE Georgia

2023

1. Bijan Robinson, RB Texas
2. Matthew Bergeron, OL Syracuse
3. Zach Harrison, DL Ohio State
4. Clark Phillips III Utah
- 7a. DeMarcco Hellams, DB Alabama
- 7b. Jovaughn Gwyn, OL South Carolina