



MEDIA GUIDE

2 0 2 3

live fully



Atrium Health



The Official Health Care Partner of the Carolina Panthers

Now part of  **ADVOCATE**HEALTH

2023 SCHEDULE

PS1 AUG 12 4:00PM  PS2 AUG 18 7:00PM  PS3 AUG 25 8:00PM 

WEEK 1	SEP 10	1:00PM	
WEEK 2	SEP 18	7:15PM	
WEEK 3	SEP 24	4:05PM	
WEEK 4	OCT 1	1:00PM	
WEEK 5	OCT 8	1:00PM	
WEEK 6	OCT 15	1:00PM	
WEEK 7	BYE		
WEEK 8	OCT 29	1:00PM	
WEEK 9	NOV 5	4:05PM	

WEEK 10	NOV 9	8:15PM	
WEEK 11	NOV 19	1:00PM	
WEEK 12	NOV 26	1:00PM	
WEEK 13	DEC 3	1:00PM	
WEEK 14	DEC 10	1:00PM	
WEEK 15	TBD		
WEEK 16	DEC 24	1:00PM	
WEEK 17	DEC 31	1:00PM	
WEEK 18	TBD		



HOME

AWAY

DATES & TIMES (ET) SUBJECT TO CHANGE

PURCHASE TICKETS AT [PANTHERS.COM/TICKETS](https://panthers.com/tickets)

PANTHERS STAFF DIRECTORY

OWNERSHIP

David Tepper
Nicole Tepper

ADMINISTRATION

Kristi Coleman President
 Jake Burns Chief Commercial Officer
 Tamera Green Chief Communications Officer
 Kisha Smith Chief People Officer
 Tanya Taylor General Counsel
 Caroline Wright Chief Venues Officer
 Samantha Leibowitz Executive Assistant to Ownership
 Tracey Nicholas Executive Assistant to the President
 Hannah Fairman Executive Assistant to the Chief Commercial Officer

BUSINESS STRATEGY & ANALYTICS

Pooja Adial Senior CRM Manager
 Parker Andrews Senior Partnerships Analyst Coordinator
 Samantha Goldman Partnership Analytics Coordinator
 Bryan Lodigiani Vice President of Business Strategy & Analytics
 Logan Self Business Intelligence Analyst
 Brayden VanMilligan Business Intelligence Analyst

COACHING STAFF

Frank Reich Head Coach
 Thomas Brown Offensive Coordinator
 Ejiro Evero Defensive Coordinator
 Chris Tabor Special Teams Coordinator
 Jessica Beckenstein Head Coach Support & Operations Manager
 Mike Bercovici Offensive Assistant
 Tyler Boyles Offensive Quality Control/Assistant to the Head Coach
 Jim Caldwell Senior Assistant
 James Campen Offensive Line
 Dom Capers Senior Defensive Assistant
 Mayur Chaudhari Defensive Assistant
 Jonathan Cooley Secondary/Cornerbacks
 Brian Decker Vice President of Team Development
 Devin Fitzsimmons Assistant Special Teams
 Parks Frazier Passing Game Coordinator
 DeAngelo Hall Assistant Defensive Backs
 Peter Hansen Inside Linebackers
 Shawn Jefferson Wide Receivers
 Robert Kugler Assistant Offensive Line
 George Li Game Management Coordinator
 John Lilly Tight Ends
 Tem Lukabu Outside Linebackers
 Bobby Maffei Defensive Quality Control
 Josh McCown Quarterbacks
 Jamel Mutunga Offensive Assistant
 Duce Staley Running Backs/Assistant Head Coach
 Todd Wash Defensive Line
 Bert Watts Secondary/Safeties

COMMUNICATIONS

Chris Brannon Communications Coordinator
 Dillon Love Communications Coordinator

PANTHERS STAFF DIRECTORY

Bruce Speight Vice President - Communications

COMMUNITY RELATIONS

Heather Arledge Historical & Legends Coordinator
Jill Cole Community Relations Manager
Cal Davies Youth Programs Coordinator
Elise DeLuca Youth Football Coordinator
Riley Fields Director of Community Relations
David Monroe Historian
Lauren Stamas Community Relations Assistant

CONTENT & BROADCASTING

Kristen Balboni Team Reporter/Host/Producer
Don Beaver Media Asset & Workflow Specialist
Greg Bostrom Senior Director/Head of Content
Kelly Bright Editor/Videographer
Christopher Butts Broadcast/Digital Media Producer
Jack Chapman Long-Form Video Manager
Angela Denogean Senior Social Media Manager
Darin Gantt Senior Writer/Managing Editor
Alex Grant Digital Video Manager
Connor Harrison Digital Video Producer/Cinematographer
Jill Kirson Social Media Producer
David Langton Radio Executive Producer
Amy Martin Senior Broadcasting Manager
Dan Nettles Head of Digital Video Production
Rob Paul Manager of Production
Kenny Richmond Junior Photographer
Anish Shroff Radio Play-By-Play Announcer
Augusta Stone Staff Writer
Kyle Toot Senior Producer
Megan Verceles Carr Social Media Content Coordinator
Chanelle Walker Team Photographer

CORPORATE PARTNERSHIPS

Emily Bray Partnership Strategy Coordinator
Lizzy Crumpton Corporate Partnerships Assistant
Anthony Darr Partnership Strategy Coordinator
Khara Gibson-Taylor Digital Partnerships Coordinator
Isabel Holland Partnership Strategy Coordinator
Cameron Hutchinson Director of Partnerships Success & Strategy
Kendall Leatherman Partnerships Success & Strategy Manager
Mike Mahoney Corporate Partnerships Sales Executive
Griffin Miller Partnership Strategy Coordinator
Jonathan Norman Senior Director of Business Development
Dan O'Neill Vice President of Corporate Partnerships
Lauren Taylor Corporate Partnerships Sales Executive

EVENT PRESENTATION & ENTERTAINMENT

Mike Bonner Senior Director/Executive Producer - Game Presentation & Production
Adam Butler Broadcast Operations Manager
Caleb Cochrane Audio Visual Technician
Thomas Delves Producer
Sydney Ditmar Production Manager
Justin Drum Director of Events Presentation & Production

PANTHERS STAFF DIRECTORY

Andy Gustafson	Live Events Producer
Ken Harrill	Mascot Coordinator
Chandalae Lanouette	Entertainment Manager
Meaghan Moriarty	Entertainment Manager
Brandon Swett	Producer
Miguel Vargas	Director of Entertainment
Brett Yanick	Motion Graphics Designer

FACILITIES

Paul Adams	Electrician
Austin Blalock	Structural Maintenance Assistant
Carl Franklin	Facility Maintenance & Repair Assistant
Don Gordon	Director of Facilities
Dan Moose	Structural Maintenance Assistant
Jamie Radford	Electrician
Gerard Reyes	Maintenance Supervisor
Dominick Russo	Preventative Maintenance Supervisor
Scott Skinner	Facility Maintenance & Repair Assistant
Adam Thompson	Plumbing Supervisor
Cameron Tucker	MEP Planner & Scheduler
Brad Wilson	Facility Maintenance & Repair Assistant
Brandon Wilson	Refrigeration Assistant

FINANCE

Dana Arden	Payroll Manager
Shawn Clisso	Accountant
Mia Cunningham	Accountant
James Plyler	Senior Director of Finance/Controller
Ken Polk	Accounting Manager

FOOTBALL OPERATIONS

Mike Anderson	Director of Football Operations
Jeff Brown	Vice President of Football Operations
Benjamin Contrino	Football Analytics Coordinator
Justin Davidov	Football Administration Coordinator
Matthew “Los” Delgado	Chief of Staff
Scott Fitterer	General Manager
Trip Foreman	Football Operations Manager
Joey Glennon	Assistant Video Director
Todd Green	Video Director
Jamie Guy	Video Coordinator
Scott Hayward	Video Assistant
Jaiquawn Jarrett	Player Affairs Manager
Jamal Kearney	Equipment Assistant
Jeremy Kelley	Director of Legend Affairs
Dan Morgan	Assistant General Manager
Danny O’Toole	Assistant Equipment Manager
Rob Panariello	Director of Health Performance & Innovation
Zachary Peters	Junior Software Developer
Mike Phillips	Football Solutions & Software Manager
Taylor Rajack	Senior Director of Football Strategy & Analytics
JD Rast	Football IT Support Manager
David Smith	Senior Software Developer
Blake Still	Video Assistant
Claire Stokes	Football Operations Administrative Manager
Samir Suleiman	Vice President of Football Administration

PANTHERS STAFF DIRECTORY

Don Toner	Equipment Manager
Maria Vanderford	Family Programs Manager/Assistant to Football Operations
Sam Welch	Equipment Assistant
Kevin Winston	Vice President of Player Affairs

GROUNDSKEEPING

Brian Ballard	Sports Field Coordinator
Caleb Bryan	Assistant Sports Field Manager
Randy Chun	Sports Field Assistant
Bryant Hatley	Sports Field Assistant
Andrew King	Assistant Sports Field Manager
Brent Lester	Sports Field Assistant
Danny Losito	Director of Sports Field & Grounds
Dennis Riggs	Sports Field Assistant

HUMAN RESOURCES & LEGAL

Cindy Capousis	Executive Assistant - Legal
Quentin DeBerry	Director of Inclusion & Belonging
Mark Francis	Paralegal
Mike Larsson	Total Rewards Manager
Brian Pille	Human Resources Business Partner
Andre Walters	Deputy General Counsel
Reggie Woods	Law Clerk
Crystal Wright	Director of Employee Experience & Development

INFORMATION TECHNOLOGY

Braiden Bessey	IT Support Engineer
TJ Carney	Director of InfoSec and Infrastructure
James Doswell	IT Support Engineer
Luis Garcia	IT Infrastructure Support Engineer
Michael Maus	Network Engineer
Beverly Shane	Systems Administrator
Eric Threatt	IT Support Engineer

MARKETING

Ryan Brewer	Senior Marketing Coordinator
Caitlyn Campbell	Graphic Designer
Reggie Christmas	Graphic Designer
Erin Collums	Senior Performance Marketing Manager
Ryan Gaylets	Senior Graphic Designer
Rylee Hehir	Performance Marketing Coordinator
Hil Howle	Graphic Designer
TomEthel Jallah	Marketing Automation Manager
Morgan Jenkins	Digital Experience Assistant
Kalen Karahalios	Director of Marketing
Sean Phaler	Senior Director of Digital Marketing
Alexandra Schmidt	Senior Brand Marketing Manager
Jasmine Simmons	Marketing Coordinator
Dawn Turner	Senior Director of Brand & Consumer Marketing
Jaclyn Urda	Marketing Manager

PLAYER WELLNESS & MEDICAL STAFF

Andrew Althoff	Director of Human Performance
Thomas Barbeau	Strength & Conditioning Assistant
Ryan Bellerose	Sports Science Coordinator
Kate Callaway	Director of Performance Nutrition
Tracie Hartman	Culinary Director

PANTHERS STAFF DIRECTORY

Dr. Nancy Gritter	Head Team Primary Care Sports Medicine Physician and Internist
Dr. William Hammonds	Team Ophthalmologist
Dr. Jim Herron	Team Dentist
Kevin King	Head Athletic Trainer
Nevin Markel	Team Chiropractor
Corey Miller	Assistant Strength & Conditioning Coach
Dr. Scott Lindblom	Team Internist
Karen Ocwieja	Assistant Athletic Trainer
Dr. JoAnne Perry	Mental Health Clinician
Tim Rabas	Human Performance Assistant
Dr. Jonathan Riboh	Team Orthopedist
Corey Rodrigo	Physical Therapist
Katy Rogers	Assistant Athletic Trainer
Dr. Evan Smith	Team Dentist
Dr. Durham Weeks	Head Team Orthopedist
Brad Weist	Team Chiropractor
Jeremy Scott	Strength & Conditioning Coach
Kylan Smith	Physical Therapist

SCOUTING

Michael Coe	Area Scout
Corey Fuller	Area Scout
Robert Haines	National Scout
Rob Hanrahan	Director of Pro Personnel
Jared Kirksey	Director of College Scouting
Caden McCloughan	Area Scout
Lee McNeill	Pro Scout
Eli Montague	Area Scout
Jeff Morrow	Senior Personnel Executive
Joel Patten	Area Scout
Tyler Ramsey	Assistant Director of Pro Personnel
Cole Spencer	Director of Player Personnel
Jordan Trgovac	Area Scout
Adrian Wilson	Vice President of Player Personnel

SECURITY

Melvin Chaney	Training Coordinator
John Diggs	Director of Safety & Compliance
Kentrell Durant	Security Shift Supervisor
Breelee Elliotte	Security Shift Supervisor
Randy Goforth	Stadium Security Manager
Andre Haston	Compliance & Standards Manager
Jason Hill	Receiving & Storage Coordinator
Gerri Huff	Security Officer
Eddie Levins	Vice President of Compliance & Operations
Henry Lowe	Security Shift Supervisor
Ricky Robbins	Team Security Assistant
David Roye	Security Shift Supervisor
Scott Sineath	Team Security Manager
Bill Sizemore	Security Shift Supervisor
Paul Squires	Mail Delivery Assistant
Ron Stone	Transportation Manager
JD Weigl	Security Shift Supervisor

PANTHERS STAFF DIRECTORY

STADIUM OPERATIONS

Clancey Adams	Live Events Manager
Bonnie Almond	Senior Director of Operations & Events
Jason Bastian	Game Day & Events Manager
Ed Elowson	Operations & Vendors Manager
Matthew Fowler	Live Events Coordinator
Ryley Harbour	Game Day & Events Specialist
BreShawn Holley	Stadium Operations Assistant
Chris Matz	Locker Room Equipment & Warehouse Coordinator
David Mongon	Vice President of Project Development
Skytan Morris	Special Event Operations Manager
Sean Owens	Game Day & Events Manager
Kasey Parker	Event Operations Assistant
Brenna Ramsey	Special Event Operations Coordinator
Derek Schulman	Game Day & Events Coordinator

TICKETING

Morgan Abdalla	Ticket Sales Coordinator
Riley Ammons	Premium Service Assistant
Jennifer Barrett	Ticket Operations Manager - Special Events
Mike Brown	Vice President of Ticket Sales & Services
Sydnee Carter	Ticket Services Representative
Mike Chambers	Ticket Sales Account Executive
Hannah Chandarana	Ticket Services Manager
Ryan Conaghan	Premium Sales Account Executive
Dylan Evans	Ticket Operations Manager
Bryce Garvey	Director of Ticket Sales & Services
Eric Garvey	Ticket Sales Manager
Darius Green	Ticket Sales Account Executive
John Grilo	Ticket Operations Assistant
Andrew Horning	Ticket Sales Account Executive
Daniel Leverton	Ticket Operations Coordinator
Jaime Logan	Ticket Sales Account Executive
Lindsay Marr	Special Events Sales Manager
David Nelson	Senior Director of TSE Events and Premium Sales & Services
Caitlin Roberts	Senior Premium Services Manager
Russell Robinson	Premium Sales Manager
Isabel Rubino	Ticket Services Representative
Hannah Satero	Group Sales Account Executive
Grace Sauereisen	Ticket Sales Account Executive
Lindsey Schaefer	Premium Sales Account Executive
Hanna Scott	Ticket Sales Account Executive
Emily Swanton	Ticket Sales Representative
Mike Tillman	Premium Services Coordinator
Hanna Tyree	Ticket Services Coordinator
Kanyon West	Senior Director of Ticket Operations
Matthew White	Group Ticket Sales Coordinator

OWNERSHIP





DAVID A. TEPPER

14TH NFL SEASON
6TH PANTHERS SEASON

CHAIRMAN

Learn it, Earn it, Return it.

It's David Tepper's personal philosophy that has shaped his entire career and serves as the backbone of his approach as the owner of the Carolina Panthers. He firmly believes it is critical to have the patience and fortitude to develop a winning culture and build an organization that is consistently competitive year after year.

Tepper, a passionate, lifelong NFL fan, purchased the Panthers in July 2018, after partnering with the Pittsburgh Steelers ownership group for nine years.

LEARN IT

Tepper's path to becoming an NFL owner was not well worn. He grew up in Stanton Heights, a working-class neighborhood of Pittsburgh. As a kid, he played touch football in the streets and tackle football in the nearby cemetery.

Tepper attended an inner-city high school and went on to receive his undergraduate degree in 1978 from the University of Pittsburgh and his MBA from Carnegie Mellon University in 1982.

Tepper paid his own way through school and earned money as a short-order cook at a deli, selling knives door to door, working at a bakery, and stacking books in the library. Following his graduation from CMU, Tepper took a job at Republic Steel, a 100-year old company. In two years, Republic Steel had to merge to avoid bankruptcy, and during that period they were trying to save the company, Republic did more finance deals than ever in its 100-year history. Tepper saw this as an opportunity, learning from each one of them valuable lessons that would stay with him for the rest of his career.

EARN IT

This experience led to Tepper taking a job at a mutual fund specializing in distressed companies, and eventually to Goldman Sachs, a New York bank. Tepper joined the firm in 1985 as a credit analyst, later becoming the head trader in the firm's high yield department. In 1993, he went on to establish his own investment firm, Appaloosa Management. Today, Tepper is widely considered one of the most successful investors of his generation, and Appaloosa Management has consistently outper-

formed industry peers and the broader global market since inception.

RETURN IT

Following lessons learned in his early childhood to give to those less fortunate, and inspired by his mother, a public-school teacher, Tepper is deeply passionate about helping everyone meet their basic needs. He started The Tepper Foundation as a way to further his belief that everyone deserves an education, access to healthcare resources, and no one should go to bed hungry. Tepper is an active member in his local communities and champions philanthropic efforts in the Carolinas, Florida, New Jersey, and the greater Pittsburgh area.

Additionally, the Teppers played a significant role in the development of Miracle Park, an adaptive sports and therapeutic recreation park designed for people of all physical and mental abilities. Tepper has made regular contributions to local food banks in North and South Carolina as well, most recently donating \$1.2 million to 10 food banks in the region through Feeding the Carolinas. In partnership with Atrium Health, the Tepper Foundation has donated a mobile medicine unit designed to provide high-quality, equitable healthcare in underprivileged communities in the region.

During the COVID-19 pandemic, Tepper contributed more than \$25 million to relief efforts, particularly focused on food distribution in North Carolina and New Jersey in partnership with Feeding America. The Tepper Foundation was actively involved with the Charlotte COVID-19 Response Fund and helped close the digital divide by purchasing Wi-Fi access for students learning remotely. Additionally, Tepper opened Bank of America Stadium in partnership with Honeywell and Atrium Health to serve as a mass COVID-19 vaccination site. Tepper and Nicole, also donated to Johnson C. Smith University students to overcome financial hardship resulting from the pandemic.

Tepper has played an integral role in providing natural disaster relief nationwide and in Puerto Rico. In response to Hurricane Ida, Tepper and the Carolina Panthers Charities donated \$1 million to local relief efforts in New

Orleans as well as efforts along the Gulf Coast and in North Carolina. In the aftermath of Tropical Storm Fred in the Carolinas, Tepper donated to the revitalization of Pisgah and Rosman high schools.

Tepper serves on the Board of Trustees of Carnegie Mellon University and the Business Board of Advisors for the Tepper School of Business. In the spring of 2018, Tepper received an honorary Doctor of Business Practice from Carnegie Mellon University, where he delivered the commencement speech emphasizing the value of thanking people, doing what's right, and above all; learning, earning, and returning. He brings these life lessons and more to the Panthers.

A family-oriented person, Tepper is married and is the father of three children and one stepdaughter.





NICOLE TEPPER

6TH NFL SEASON
6TH PANTHERS SEASON

In her role, Nicole's focus is on growing a culture that values its people and partners, and further engrains the organization in the Carolinas communities. She has played a key role with several philanthropic initiatives across the Carolinas and New Jersey on behalf of the Panthers and the David and Nicole Tepper Foundation.

Raised in New Jersey, Nicole describes her childhood home as having been constantly filled with friends and neighbors who surrounded her with love and support. That people-first experience in her childhood fueled Nicole's passion for giving and commitment to serving others. It was further shaped by her uncle and high school athletic coaches – Nicole played sports throughout her youth – who instilled in her the importance of giving back and inspired her to do the same for others in the community. Her experiences showed her that she wanted to dedicate a large part of her life to community efforts. She's most comfortable serving in-person on the front lines – through providing words of support and encouragement, volunteering, and financial donations. She believes in a team-first approach to decision-making and leadership, emphasizing collaboration rather than solo decision making.

Nicole has been active in the Carolinas since purchasing the Panthers in 2018. The couple established the David and Nicole Tepper Foundation (DNTF) in 2020, which values equity and opportunity for all. The DNTF has championed many philanthropic causes from food insecurity to education and has provided millions of dollars in charitable contributions in the region.

In 2022, the Teppers donated \$10 million through their foundations to the new Charlotte Mecklenburg Main Library, which is being designed to make technology and library resources more accessible for all. With Nicole on the front lines, the foundations have kicked off each Charlotte-Mecklenburg school year by distributing backpacks and school supplies to thousands of students or gifts to teachers in partnership with Classroom Central, a local organization that provides supplies to students in need.

They have also established the Nicole and David Tepper Scholars Program at the University of South Carolina and contributed to the Panthers' Player Impact Committee, the Levine Children's Hospital in Charlotte, and the Charlotte Ronald McDonald House. Tepper has also contributed to efforts to support Ukrainian refugees through BStrong.



BUSINESS ADMINISTRATION





KRISTI COLEMAN

10TH NFL SEASON
10TH PANTHERS SEASON

PRESIDENT

Kristi Coleman was promoted to President of the Carolina Panthers in February 2022. In her role, she is responsible for the business operations for the Panthers and works closely with the team's football operations, helping ensure the alignment of organizational priorities and initiatives. Coleman is one of the highest-ranking women in the NFL.

Prior to her promotion, she served as Vice President and Chief Financial Officer (CFO) of Tepper Sports & Entertainment (TSE). As CFO, Coleman oversaw the financial functions for TSE, including budgeting, financial reporting, auditing and risk management. In addition, she was responsible for the management of the Panthers' finance, business strategy, analytics and human resources departments. Her responsibilities also included all NFL and Collective Bargaining Agreement financial reporting.

Coleman has more than nine years of professional sports experience. She originally joined the Panthers in 2014 as Controller before being promoted to Director of Finance in 2016. Prior to her appointment as CFO of TSE in 2019, Coleman led the due diligence process for what was then the largest sale in NFL history. She began her professional career with the public accounting firm Deloitte, serving as Audit Manager before joining the Panthers. At Deloitte, the Panthers organization was one of her clients.

In 2020, the Charlotte Business Journal recognized Coleman as a "Forty Under 40" award winner. She is on the board of trustees for the Central Piedmont Community College Foundation, Charlotte Regional Business Alliance and Charlotte Sports Foundation. Coleman is also a member of the Charlotte Executive Leadership Council and serves on the finance committee of Girls on the Run.

Coleman, who grew up near Lake Hartwell, S.C., graduated from Clemson University with a degree in accounting. She also holds a master's degree in professional accountancy from Clemson. Coleman and her husband, Wade, have two sons, Thomas and Charlie.



JAKE BURNS

3RD NFL SEASON
3RD PANTHERS SEASON

SVP, CHIEF COMMERCIAL OFFICER, TSE

Jake Burns joined Tepper Sports & Entertainment in April 2021. In his role, Burns leads sales and partnerships, strategy and analytics for the Carolina Panthers and Charlotte Football Club.

Burns came to TSE after five seasons with Major League Baseball's Washington Nationals, most recently as the team's Executive Vice President, Business Operations. In his role, he was responsible for all functions related to revenue generation, including corporate partnerships, licensing, ticket and suite sales, strategy and analytics, broadcasting, marketing, brand management, game entertainment, retail, food and beverage and non-baseball events at Nationals Park.

Burns has nearly eight years of professional sports experience. Prior to joining the Nationals, Burns spent 14 years in organizational and human capital strategy

consulting, including time with Booz Allen Hamilton, a strategy and technology consulting firm based out of McLean, Va. While at Booz Allen Hamilton, Jake served as a Senior Associate in the firm's Defense and Intelligence Group where he was responsible for business development, account leadership, client delivery and career management for a team of consultants who helped organizations envision, design and implement major transformations.

Burns serves as a volunteer youth baseball coach and is a member of the Executive Council for the Charlotte Regional Business Alliance.

Burns holds a bachelor's degree in systems engineering from the University of Virginia and an MBA from the UVA Darden School of Business. Burns and his wife, Katherine, have two children, Jackson and Charlotte.



TAMERA GREEN

1ST NFL SEASON
1ST PANTHERS SEASON

SVP, CHIEF COMMUNICATIONS OFFICER, TSE

Tamera Green joined Tepper Sports & Entertainment in March 2023. In her role, Green oversees public and media relations, brand marketing, digital media and broadcasting for the organization and its properties.

Green has more than three decades of experience in strategic marketing, communications and sports-related marketing. She comes to the Panthers from VIRIDIAN Marketing, a company she founded in 2012, where she won a "Crowns of Enterprise" award from the City of Charlotte and Mecklenburg County. Previously, Green held leadership roles with GMR Marketing and IMG, directing marketing and communications efforts for clients including Gillette, Best Buy, HBO, Cintas, VISA, Comcast and Coca-Cola.

Green played a key role in the effort to bring the Panthers to Charlotte, working on the franchise's roll out of PSL funding that generated \$100 million toward the construction of the team's stadium. In addition, she worked with other NFL teams on funding programs and community

outreach strategies.

Green is a member of The Sports Business Journal's inaugural class of "Game Changers: Women in Sports Business." She was named "40 Under 40" by the Charlotte Business Journal and was selected as a "Woman Extraordinaire" by Business Leader Media. Green serves on Johnson C. Smith's Board of Visitors and is a Crisis Assistance Ministry Board Member.

A graduate of the UNC-Chapel Hill with a degree in journalism and political science, Green also earned an MBA from Queens University. Green and her husband, Ron, have a daughter, Molly.



KISHA SMITH

5TH NFL SEASON
5TH PANTHERS SEASON

SVP, CHIEF PEOPLE OFFICER, TSE

Kisha Smith joined Tepper Sports & Entertainment in October 2019 and was promoted to her current role in 2022. In her role, Smith leads the Human Resources function for TSE, including the Carolina Panthers and Charlotte FC.

Smith came to the Panthers as Vice President of Human Resources for the organization following a 15-year career with Walmart Inc. and Sam's Club. There, Smith led and supported the companies' logistics, regional operations, new store openings and headquarter functions in Florida, North Carolina, Washington D.C. and most recently in Bentonville, Ark., the location of the companies' headquarters.

Originally hired into her HR career by the Walmart Logistics team as a Human Resource Office Manager in 2004, Smith held various roles with increasing responsibilities, leading large HR teams, and partnering as a strategic business partner to varying levels of executive operations business leaders within different business segments of the company. Prior to joining TSE, her role was within the

Sam's Club division, serving as HR Senior Director, Field Operations.

A native of Shelby, N.C., Smith earned a degree in business administration from the University of North Carolina at Charlotte. She went on to earn her MBA in human resource management from Columbia Southern University. Smith and her husband, Marcus, have two children, Kylie and Santana.



TANYA TAYLOR

1ST NFL SEASON
1ST PANTHERS SEASON

SVP, GENERAL COUNSEL, TSE

Tanya Taylor joined Tepper Sports & Entertainment in January 2023. In her role, she is responsible for legal matters for the organization.

Prior to joining TSE, Taylor served as EVP, General Counsel and Corporate Secretary for Radisson Hotel Group Americas (RHGA), overseeing all legal matters for the lodging and hospitality company that franchises, owns and operates hotels located in the United States, Canada, Latin America and the Caribbean, under nine brands, prior to its recent acquisition.

Taylor has 30 years of professional legal experience. Prior to her role at RHGA, Taylor served as General Counsel, Head of Legal & Business Affairs, for a telecommunications and mobile startup, Yonder Media Mobile Inc. Taylor has also held numerous legal roles in hospitality, including Vice President, Regional General Counsel, North America at Millennium Hotels & Resorts and Vice President, Region General Counsel, U.S., Latin America & Caribbean for nine years at Wyndham Hotel Group.

In addition to her extensive hotel experience, Taylor also has broad experience in commercial contract negotiation, mergers and acquisitions, litigation management, employment law, labor relations, intellectual property, and general business and operations experience.

Taylor has served on the EmpowHer Women's Committee for The Apollo Theater in New York City and serves as a Board Director for The Children's Theatre Company in Minneapolis.

Taylor is a graduate of Georgetown University and University of Pennsylvania's Carey School of Law. She has a daughter, Reese, who is in middle school.



CAROLINE WRIGHT

**1ST NFL SEASON
1ST PANTHERS SEASON**

SVP, CHIEF VENUES OFFICER, TSE

Caroline Wright joined Tepper Sports & Entertainment in February 2023. In her role, Wright leads all aspects of Bank of America Stadium's day-to-day operations, including operational sustainability, grounds, security compliance, maintenance, IT, technical production, defining service standards and ensuring best in class operational performance. Additionally, she oversees booking concerts and events at Bank of America Stadium as well as food and beverage concessions and merchandise programs.

Prior to coming to TSE, Wright spent 27 years with Maple Leaf Sports & Entertainment (MLSE), most recently as the Vice President and General Manager, Venues. She led the management of all facility and event operations across MLSE's owned and operated venues, including Scotiabank Arena, BMO Field, Coca-Cola Coliseum, Ford Performance Centre, BMO Training Ground and OVO Athletic Centre and Lampport Stadium. These venues are

home to the Toronto Maple Leafs (NHL), Toronto Raptors (NBA), Toronto FC (MLS), Toronto Argos (CFL) and a world-leading live entertainment business.

Prior to her appointment as Vice President & GM, Wright held leadership roles in the areas of Venue Strategy, Capital Projects, Creative Agency Production, Marketing, Fan Loyalty, Retail and Global Partnerships & Ticketing.

Since 2004, Wright has served on the Durham College Sports Management Advisory Board, previously volunteered with the MLSE Foundation and was a volunteer for Habitat for Humanity in New Orleans in the post-Hurricane Katrina cleanup.

A native Canadian, Wright grew up north of Toronto, Ontario and graduated from Durham College with a diploma in Sports Business. She recently completed a certification in Holistic Nutrition. Wright and her husband, Chris, have two sons, Mason and Brendan.

FOOTBALL ADMINISTRATION





SCOTT FITTERER

25TH NFL SEASON
3RD PANTHERS SEASON

GENERAL MANAGER

Scott Fitterer is now in his third season after being named general manager of the Carolina Panthers by Owner David A. Tepper in January of 2021. A Super Bowl-winning executive, he has reshaped Carolina's roster, including a trade up for the first overall pick in the 2023 NFL Draft, where he selected quarterback Bryce Young.

In his previous two drafts, Fitterer and staff selected integral pieces of the franchise, starting cornerback Jaycee Horn (2021) and left tackle Ikem Ekwonu (2022).

Previously, Fitterer spent 20 seasons with the Seattle Seahawks (2001-20) in a variety of roles, beginning as an area scout (2001-10) and finishing as the vice president of football operations (2020). He spent five seasons (2015-19) as co-director of player personnel, where he worked collaboratively with former Panthers scout Trent Kirchner in directing both the college scouting and pro personnel departments in acquiring talent and managing all aspects of the Seattle roster. He was responsible for the evaluation of all draft-eligible players nationally, oversight of the Seahawks college scouting staff and worked closely with the general manager on every aspect of the annual Draft.

In that span (2015-20), the Seahawks ranked second in the NFC with 62 total wins, including two division championships and five playoff appearances, while drafting a number of impact players outside the first round in Frank Clark, Tyler Lockett, Shaquill Griffin, Tre Flowers, and D.K. Metcalf.

As the director of college scouting (2011-14), Fitterer fully coordinated the Seattle's scouting operation and delivering full scouting reports on college prospects throughout the draft process. During that four-year stretch, Seattle notably drafted defensive back Richard Sherman, linebacker K.J. Wright, quarterback Russell Wilson and linebacker Bobby Wagner who accrued 20 Pro Bowl selections between them and led Seattle to six playoff victories, including a win in Super Bowl XLVIII.

Before joining Seattle, Fitterer spent three seasons with the New York Giants (1998-2000), as a part-time scout before being assigned to the West Coast region for the 2000 season.

A two-sport athlete, Fitterer played quarterback in football and pitcher in baseball at UCLA (1992-94) and LSU (1994-95). A 1995 draft pick of the Toronto Blue Jays, Fitterer spent three years in Toronto's minor league system (1995-97) before his career ended due to three shoulder surgeries.

Fitterer returned to UCLA (1998) to earn his undergraduate degree in history. Born in Seattle, Wash., he is a graduate of Kennedy High School in Seattle. Fitterer and his wife, Cherish, have two children, a daughter, Ella, and son, Cole.

CAREER HISTORY

1998-99	New York Giants Part-time Scout
2000	New York Giants West Area Scout
2001-10	Seattle Seahawks Area Scout
2011-14	Seattle Seahawks Director of College Scouting
2015-19	Seattle Seahawks Co-Director of Player Personnel
2020	Seattle Seahawks Vice President of Football Operations
2021-pres	Carolina Panthers General Manager



DAN MORGAN

13TH NFL SEASON
3RD PANTHERS SEASON

ASSISTANT GENERAL MANAGER

Dan Morgan is in his third season as Carolina's assistant general manager. A former Panthers first-round pick (2001), he returned (May 2021) to the club after 10-seasons in NFL front offices.

Morgan has assisted General Manager Scott Fitterer re-shape Carolina's roster, including a trade up for the first overall pick in the 2023 NFL Draft where the team selected quarterback Bryce Young.

Prior to re-joining Carolina, Morgan spent three years (2018-20) with the Bills as director of player personnel. While with Buffalo, the team made two playoff appearances, including a trip to the AFC Championship.

Morgan's front office experience started in Seattle (2010). In his second season with the Seahawks, he was named assistant director of pro personnel, a position he held for four seasons (2011-14) including their Super Bowl XLVIII victory. Later promoted to director of pro personnel (2015), he was responsible for guiding the pro and advance scouting efforts for the club.

Selected 11th overall by Carolina in the 2001 NFL Draft, Morgan played seven seasons for the Panthers (2001-07), and tallied 390 tackles and 11 takeaways. Selected to the Pro Bowl (2004) after posting a single-season high 102 tackles, he concluded that season with 25 tackles in Super Bowl XXXVIII, a franchise postseason record.

Inducted in the College Football Hall of Fame (2021), Morgan became the first player to be named captain as a sophomore at the University of Miami (Fla.). He won the Nagurski Trophy, the Butkus and Bednarik Awards (2000), becoming the first player in NCAA history to win all three in a career, while he also earned All-America honors and was named the 2000 Big East Player of the Year.

Morgan is a native of Clifton Heights, PA. He and his wife, Ashleigh, have three children, Lexi, Brady and Cali.



ANDREW ALTHOFF

4TH NFL SEASON
4TH PANTHERS SEASON

DIRECTOR OF HUMAN PERFORMANCE

Andrew Althoff is in his fourth season with the Carolina Panthers as the director of human performance. In his position, Althoff oversees the strength & conditioning, performance nutrition, sports science, and culinary departments, and is responsible for integrating physical, psychological, and social aspects of player performance into a strategic approach.

Althoff joined Carolina following 11 years at Baylor University in various roles, most recently as assistant athletic director for sports performance. He was originally hired at Baylor as assistant director of Olympic sports (2009), and during his tenure, held numerous titles including co-director of Olympic sports, associate director of football and director of applied performance.

Prior to his time at Baylor, Althoff worked at Valdosta State University where he designed and implemented programs for numerous sports including football which won the national championship in 2007.

Althoff played collegiately at Loras College. At the completion of his playing career, he became a student coach with the school. While at Loras, he worked in strength and conditioning with multiple sports.

Holding a master's in education from Valdosta State University and a bachelor's degree in sports science with minors in biology and coaching from Loras College, Althoff also has certifications from the National Strength and Conditioning Association, The Collegiate Strength and Conditioning Coaches Association, USA Weightlifting and is Functional Movement Certified.

Althoff and his wife, Chrissie, have three sons: Tucker, Joel, and Eli.



MIKE ANDERSON

14TH NFL SEASON
14TH PANTHERS SEASON

DIRECTOR OF FOOTBALL OPERATIONS

Mike Anderson is in his 14th season with the Carolina Panthers and third as director of football operations. In his role, Anderson is responsible for the team's travel logistics, including charters, hotels and ground transportation for home and away games. He is also tasked with overseeing training camp planning and department budgeting, while supporting day-to-day logistics.

Anderson joined Carolina in 2010, spending one season with the equipment staff before shifting to the football operations department (2011). He was named football operations assistant (2013), before being promoted to assistant director of football operations (2017).

A native of Charlotte, Anderson earned his degree in sport management from N.C. State (2010).

Anderson and his wife, Ashlee, have two sons, Wesley, and Hayes.



RYAN BELLEROSE

3RD NFL SEASON
3RD PANTHERS SEASON

SPORTS SCIENCE COORDINATOR

Ryan Bellerose, now in his third season with the team, re-joined Carolina as the sports science coordinator (2022) after originally serving as a human performance assistant with the Panthers (2020).

Prior to his return, Bellerose spent a season at Vanderbilt University as an assistant strength & conditioning coach and director of sports science (2021).

After starting his career as an intern at Ball State University in their strength & conditioning department working with football and women's basketball (2015), Bellerose then went back to his alma mater, Plymouth State Univer-

sity, as a student strength and conditioning coach, offensive line assistant and teacher while finishing his degree.

Bellerose spent four years (2016-19) at the University of South Carolina in a number of roles, working his way up from strength and conditioning intern to interim director of strength and conditioning.

A native of Hudson, New Hampshire, Bellerose graduated from Plymouth State University where he earned his bachelor's degree in physical education (2016), while he also played football as a three-year starter along the offensive line.



JEFF BROWN

13TH NFL SEASON
1ST PANTHERS SEASON

VICE PRESIDENT OF FOOTBALL OPERATIONS

Jeff Brown is in his first season with the Carolina Panthers, working with the football operations staff.

Brown joined the Panthers after 12 seasons in football operations with the Indianapolis Colts, most recently serving as the team's director of operations from 2015-22, managing team logistics and training camp operations in addition to overseeing facility operations and grounds. From 2012-14, he served as the Colts manager of operations. Prior to that position, he was the team's football operations assistant (2011), as well as an equipment and public relations intern.

A native of Indianapolis, Ind., Brown was a ball boy for the Colts from 1999-2010 while playing and then coaching baseball at his alma mater Butler University. Brown was a standout baseball player at Butler from 2002-06, helping Butler reach 34 wins in back-to-back seasons, a total that still stands as a program record. Brown played two

seasons (2007-08) with the Traverse City Beach Bums an independent minor league baseball team in the Frontier League before returning to Butler as an assistant baseball coach from 2006-10.

Brown holds a degree in public relations and advertising from Butler. He and his wife Leah have four children: Marin, Callen, Braela and Jaelen.



KATE CALLAWAY

4TH NFL SEASON
4TH PANTHERS SEASON

DIRECTOR OF PERFORMANCE NUTRITION

Kate Callaway is in her fourth season with the Carolina Panthers as director of performance nutrition. In her role, Callaway is responsible for providing individual and team nutrition strategies for optimal performance and health.

Prior to joining the Panthers staff, Callaway's experience includes work as a sports dietitian at the University of Mississippi (2016-20), eating disorder treatment dietitian at UNC-Chapel Hill Center of Excellence for Eating Disorders (2014-16), director of sports nutrition at North Carolina State University (2012-14), and sports dietitian at Auburn University (2010-12).

Callaway, MS, RDN, CSSD, RYT-500/RYT 500, received a Bachelor of Science in nutrition and Master of Science in sports nutrition from Auburn University.



TODD GREEN

4TH NFL SEASON
4TH PANTHERS SEASON

VIDEO DIRECTOR

Todd Green is in his third season in Carolina after joining the Panthers in 2020 as director of coaching technology for the football operations department.


In his role, Green manages the football operations' video team, in charge of capturing, editing and organizing team video for the coaching and personnel staff throughout the season and off-season. In addition to film production, Green's staff is responsible for ensuring all meeting rooms for coaches and players are equipped with the necessary equipment, including projectors and computers. He is also tasked with overseeing the use of the team's 8K projector wall and the Microsoft tablets used by coaches and players during games. In the offseason, Green and his staff manage a database of all college football games to help coaches and personnel staff prepare for the NFL draft.

Before coming to Carolina, Green spent the previous six years at Clemson in the same role. While with the Tigers, he was a part of two national championships and five Atlantic Coast Conference titles.

Prior to his time at Clemson, Green worked five years at the United States Naval Academy, where he was originally hired as video director, before being promoted to assistant athletics director. Green also spent one year with the football team at the University of Arkansas in 2008. He got his start in college athletics in 2003 at The Citadel.

Green earned a master's degree from the University of South Carolina and an undergraduate degree from the University of Tennessee.

He and his wife, Lauren, have two children, son, Thaddeus, and daughter, Mckinlee Grace.



ROB HANRAHAN

23RD NFL SEASON
7TH PANTHERS SEASON

DIRECTOR OF PRO SCOUTING

Rob Hanrahan is in his seventh season with the Carolina Panthers and second as the director of pro personnel after previously serving as the team's assistant director of pro personnel for four years.

In his role, Hanrahan and his staff are responsible for scouting upcoming opponents, evaluating free agents, monitoring the waiver wire and continually assessing talent across all professional football leagues.

Hanrahan joined the Panthers as a pro scout (2017) after 16 seasons with the Buffalo Bills, including the last two (2015-16) as the team's director of pro personnel.

Over his time in Buffalo, Hanrahan served as the assistant director of pro personnel (2014) and pro personnel coor-

dinator (2008-13). He served as a pro personnel assistant (2004-07) after two years as the team's scouting assistant (2002-03), initially joining the club as an intern in the media relations department (2001).

Hanrahan earned his Bachelor's degree in sports management from SUNY-Cortland (2001). He and his wife, Megan, have two children, Devlin Joseph, and Josie Mae.



KEVIN KING

13TH NFL SEASON
11TH PANTHERS SEASON

HEAD ATHLETIC TRAINER

Kevin King is in his 11th season with the Carolina Panthers and fourth as head athletic trainer after seven years as assistant athletic trainer. Responsible for monitoring and caring for the overall health of the team and its personnel, King directs an athletic training/physical therapy staff that is experienced in injury prevention and recovery, as well as conditioning and rehabilitation.

King got his start in the NFL as a summer athletic training intern with the New York Giants (1998) and spent time with the Cleveland Browns as an athletic training intern (2003 and 2004).

During his career, King also gained experience on the collegiate level, serving as an assistant athletic trainer at North Carolina State University (2004-07) before he became a staff athletic trainer at the University of North Carolina (2007-13).

King attended East Carolina University where he earned a Bachelor's of Science degree in athletic training & sports medicine, before going on to earn his Master's from the University of Connecticut.

Inducted into the North Carolina Athletic Trainer Hall of Fame (2023), he was also recognized at the North Carolina Athletic Trainers' Association Clinical Symposium and Awards Ceremony where he received the Bill Griffin Most Distinguished Athletic Trainer Award (2019).

While advancing in the profession of athletic training and healthcare, King has remained active in committee work and leadership with various organizations, including the National Athletic Trainers' Association, Mid-Atlantic Athletic Trainers' Association, North Carolina Athletic Trainers' Association and Professional Football Athletic Trainers' Society.

A former batboy with the Carolina Mudcats (1995), King, a native of Wilson, N.C., attended Beddingfield High School. He and his wife, Nicole, live in Charlotte.



JEFF MORROW

29TH NFL SEASON
26TH PANTHERS SEASON

SENIOR PERSONNEL EXECUTIVE

Jeff Morrow is in his 26th season with the Panthers and third as senior personnel executive in 2023.

Morrow is in his 29th season in the NFL and has spent his entire tenure with Carolina in the scouting department, most recently serving as executive director of player personnel from 2019-20. He served as the senior director of college scouting in 2018, after being elevated to director of college scouting prior to the 2017 season. Morrow spent one season as the assistant director of college scouting in 2016.

Morrow continues to be an integral part of the college scouting department, helping with NFL Draft preparations, while also evaluating Panthers personnel and team needs.

Morrow originally joined the Panthers in 1998 as an area scout following three years with National Football Scout-

ing and 14 years as a college coach. He was elevated to national scout in 2001 and earned the title of national scout/senior college scout in 2012.

Morrow coached at the University of Evansville from 1981-83 before moving to Tennessee from 1984-85 as a graduate assistant working with quarterbacks. He went to Morehead State (Ky.) from 1986-88, and served as offensive coordinator and quarterbacks/wide receivers coach prior to joining Louisville from 1989-94, and coaching receivers and kickers. He joined National Football Scouting in 1995.

A quarterback and punter at Kent State from 1979-80 after transferring from Inver Hills Community College, Morrow is a graduate of Champaign (Ill.) Centennial High School. He and his wife, Julie, have a son, Jordan, and live in Louisville, Ky.



ROB PANARIELLO

2ND NFL SEASON
2ND PANTHERS SEASON

DIRECTOR OF HEALTH, PERFORMANCE & INNOVATION

Robert Panariello MS, PT, ATC, CSCS is in his second season with the Carolina Panthers as the director of health, performance, and innovation. He oversees the departments of Athletic Training and Sports Rehabilitation, Sports Science, Strength & Conditioning, Nutrition and Sports Psychology.


A licensed physical therapist, NATA certified athletic trainer, and NSCA certified strength conditioning specialist, Panariello is the co-founder and former CEO and Chief Clinical Officer for Professional Physical Therapy, which evolved from a single health care facility to over 200 facilities in five northeast states, as well as the 20,000 square foot state of the art Professional Athletic Performance Center for the performance enhancement training of athletes at all levels of competition.

A former Division I collegiate, professional football team and professional soccer team head strength & conditioning coach, Panariello has studied the science of the training athletes and the art of coaching with the National

weightlifting teams as well as other National sports teams in the former Soviet Union, former East Germany, and Bulgaria.

In 2016, Panariello received the National Strength and Condition Association's Sports Medicine/Rehabilitation Specialist of the Year Award, in 2015 he received the American Academy of Sports Physical Therapy prestigious Lynn Wallace Clinical Education and Professional Development Award, and in 2003, was one of the inaugural inductees to the USA Strength & Conditioning Coaches Hall of Fame.

As a researcher and author, he has more than 65 sports medicine research and strength & conditioning journal publications, book chapters, and authored books. He lectures both nationally and internationally on the related topics of sports rehabilitation and the performance enhancement training of athletes. Panariello attended Ithaca College in Ithaca, New York.



TAYLOR RAJACK

10TH NFL SEASON
5TH PANTHERS SEASON

DIRECTOR OF FOOTBALL ANALYTICS

Taylor Rajack is in his fifth season with the Carolina Panthers and first as senior director of football strategy and analytics. Rajack joined the team as director of football analytics (2019) following five seasons with the Philadelphia Eagles.

Rajack leads the Panthers football analytics department and is responsible for testing theories, studying trends for coaches, and assisting in the game preparation and management process. He also works with the personnel department on data-driven research pertaining to the Draft, Free Agency and other personnel-related decisions.

With Philadelphia for five seasons (2014-18), Rajack served as assistant director of football analytics for the last two, helping the Eagles win Super Bowl LII. He began as an intern (summer of 2013) before joining the team full-time following college graduation.

Rajack attended the Massachusetts Institute of Technology, earning a degree in economics with a minor in management science.



JEREMY SCOTT

4TH NFL SEASON
4TH PANTHERS SEASON

HEAD STRENGTH & CONDITIONING COACH

Jeremy Scott is in his fourth season as head strength & condition coach for Carolina, joining the Panthers after seven years in college as the director of athletic performance at Baylor (2017-19), and the head strength & conditioning coach at Temple (2013-17).

Scott's coaching career began at Penn State University as an intern (1996) before he joined the strength and conditioning staff at PSU as a graduate assistant and earned his master's degree in health education (1999). He stayed with Penn State as the team's speed development coach and assistant strength and conditioning coach until 2012, when he joined Princeton University for one year as an assistant varsity strength coach (2012).

Scott graduated from Lock Haven University of Pennsylvania (1996) with a degree in fitness management, before earning his master's in health education from Penn State (1999).



COLE SPENCER

14TH NFL SEASON
3RD PANTHERS SEASON

DIRECTOR OF PLAYER PERSONNEL


Cole Spencer is in his third season with the Carolina Panthers and first as director of player personnel, initially joining the team as the director of college scouting (2021).

Prior to Carolina, Spencer spent 11 seasons (2010-20) with Washington, most recently serving as the team's national scout. Beginning as a scouting intern (2010) where he assisted in advance scouting and evaluation of NFL personnel and helped coordinate free agent workouts and college player visits. He later oversaw scouting operations in the Northeast, Midwest, and Southeast regions (2011-18) before being promoted to national scout (2019).

Prior to entering the NFL, Spencer worked at Eastern Illinois for a year as football operations and defensive quality control assistant.

Graduating with a degree in economics and a minor in history from Northern Illinois University, Spencer is originally from Powell, Ohio and attended Olentangy High School.

Spencer and his wife, Abbey, have two children, Bryn, and Callen.



SAMIR SULEIMAN

23RD NFL SEASON
4TH PANTHERS SEASON

VICE PRESIDENT OF FOOTBALL ADMINISTRATION

Samir Suleiman (Suh-meer Soo-luh-muhn) is in his fourth season with the Panthers in 2023, and second as the Vice President of Football Administration. In his role, Suleiman serves as the team's primary negotiator and manages their \$238M salary cap and the budgeting and finance function of football operations, while working closely with Ownership, the General Manager and the Head Coach on roster building, player evaluation and procurement, strategic planning and compliance with League rules.

He was a member of the five-person search committee for a new Head Coach that hired Frank Reich and his staff. Suleiman has also been a member of the TSE Diversity and Inclusion Council since its inception. In May of 2022, he was nominated for and participated in the League's inaugural Coach & Front Office Accelerator program for General Manager candidates and in 2005, he was selected to attend the NFL-Stanford Graduate School of Business Executive Education Program for Managers.

Previously, Suleiman worked for the Pittsburgh Steelers (2013-19) as Football Administration Coordinator. During that time, they won three AFC North Division championships.

Prior to joining the Steelers, Suleiman was hired in 2011 as an Expert Witness for the winning Defense in the Aldra Wilson v. Chad J. Prusmack, M.D. malpractice lawsuit.


He worked for the St. Louis Rams (2000-09) as Director of Football Administration when the team played in Super Bowl XXXVI. He was promoted to Director of Football Operations in 2005. He was the team's Secondary Football Executive and liaison with the NFL Office, helping oversee the departments of player personnel, coaching, medical,

video, equipment and player programs. He evaluated both collegiate and professional players, holding most responsibilities of pro scouting directors. He was a concurrent member of the NFL Club Services Committee (2001-09). In 2008, Suleiman was a panelist on football analytics at the MIT Sloan Sports Business Conference.

Suleiman worked as the Manager of Contract Information for the Jacksonville Jaguars (1998-99) when the franchise won its first two division championships.

He began his career in 1997 with the NFL Management Council, analyzing player contracts and monitoring club compliance with the salary cap.

Born in Washington, D.C., Suleiman earned a B.S. degree in Sport Management from James Madison University, where he played wide receiver on the 1994 Lambert Cup Championship football team. He also played semi-pro football for the Brooklyn (NY) Mariners, winning the 1997 Garden State Football League Championship. Suleiman resides in Belmont, NC, with his wife Erin who are both active in the Charlotte community including supporting Latin Americans Working for Achievement with whom he created a college scholarship in his late mother's name and sits on their Board of Directors.



DON TONER

38TH NFL SEASON
29TH PANTHERS SEASON

EQUIPMENT MANAGER

Don Toner is in his 29th season with the Carolina Panthers, and his seventh as equipment manager, after originally joining the franchise during their inaugural season of play (1995).

Toner previously served as the Panthers assistant equipment manager (1995-2017), joining Carolina after nine years in the equipment department with the Buffalo Bills.

Beginning his career with Buffalo in high school, Toner assisting the equipment staff during training camp and gradually increased his responsibility until he began traveling with the team (1988).

Toner and his wife, Joelle, have a son, Donny, and a daughter, Nicole.



ADRIAN WILSON

9TH NFL SEASON
1ST PANTHERS SEASON

VICE PRESIDENT OF PLAYER PERSONNEL

Adrian Wilson begins his first season with the Carolina Panthers as the vice president of player personnel. A former All-Pro safety, Wilson spent the last eight seasons in the Cardinals front office following a 12-year playing career.

With Arizona, Wilson last served as the vice president of pro personnel (2021-22), including as co-interim general manager for the remainder of the 2022 season following General Manager Steve Keim's leave of absence. Joining the Cardinals front office as part of the Nunn-Wooten Scouting Fellowship (2015), Wilson then began assisting both the pro and college scouting departments full-time later that year, before working as director of pro scouting (2019-20).

Last offseason (2022), Wilson was selected to represent the Arizona Cardinals at the NFL-Stanford League of Leaders executive education program. A partnership between the NFL and Stanford Graduate School of Business, the program's objective is to accelerate the leadership development of the NFL's senior-level talent.

A member of the Cardinals Ring of Honor (inducted during the 2015 season), Wilson, a five-time team captain, spent 13 seasons (2001-13) in the NFL with the Cardinals and Patriots after entering as a third-round selection (64th overall) in the 2001 NFL Draft.

A five-time Pro Bowl selection (2006, 2008-11) and three-time All-Pro (2006, 2008-09), he finished his NFL

career with 987 tackles (716 solo), 25.5 sacks, 27 interceptions, 106 passes defended, 15 forced fumbles, eight fumble recoveries and four touchdowns in 181 regular season games (162 starts). Wilson is one of just six players in NFL history (Ronde Barber, Brian Dawkins, Rodney Harrison, Ray Lewis, William Thomas) with at least 25 sacks and 25 interceptions in their career, while his 25.5 career sacks are fourth-best total among defensive backs and his eight sacks (2005) were then a single-season high for a defensive back.

A two-year starter at North Carolina State (1999-2000), Wilson recorded 254 total tackles (144 solo) and 11 stops behind the line of scrimmage in 33 games for the Wolfpack. He also added three interceptions and 11 pass deflections in 23 career starts before entering the NFL Draft following his junior season.

He garnered All-Guilford County honors from the Greensboro News and Record at T.W. Andrews (High Point, NC) High School, where in June of 2010, he had his jersey number (9) retired. He played free safety and split end as a senior, helping his team to a berth in the playoffs. He also played basketball and ran track in high school and was an honorable mention All-American in basketball in 1998 and was also a Dream Team All-America selection. Wilson majored in parks, recreation, and tourism management.



KEVIN WINSTON

27TH NFL SEASON
1ST PANTHERS SEASON

VICE PRESIDENT OF PLAYER AFFAIRS

Kevin Winston begins his first season with the Carolina Panthers as the team's vice president of player affairs. Responsible for one of the most critical pillars of the organization, Winston is tasked with creating a first-class environment that attracts and fosters talent so players can develop, maximize their capabilities, and reach their full potential on and off the field.

Charged with the vision and integration of all aspects of football and business operations that contribute to the holistic athlete experience, Winston focuses on the implementation of new long-term initiatives throughout player development and the identification of under-resourced but potentially fruitful areas for strategic development to create personal and competitive advantages for the team, its players, and their ecosystem.

Prior to joining the Panthers, Winston served on the football operations staff for the National Football League office for the last two years, spent 15 seasons with the Atlanta Falcons in their player affairs department, serving as the vice president of the department for five.

Prior to Atlanta, he spent five seasons with the New York Jets as the vice president of player development and four seasons with the Tampa Bay Buccaneers as the director of player development.

Winston's departments have twice been honored by the NFL, first as the Most Outstanding Player Development Department with the Jets (2003-04) and later as the Outstanding Career Development Program with the Falcons (2008).

Winston and his wife, Dana, have a son, Matthew Kevin.



MICHAEL COE

2ND NFL SEASON
2ND PANTHERS SEASON


COLLEGE SCOUT

Michael Coe is in his second season as an area scout for the Carolina Panthers. A former fifth-round pick of the Indianapolis Colts (2007), Coe entered the NFL scouting ranks after most recently serving as the director of football operations for the Reese's Senior Bowl.

In his previous role, Coe oversaw the operations of the annual Reese's Senior Bowl held in Mobile, Alabama each year. He has also spent time serving as the head scout and director of player development for the Florida Bears in the Minor Football League.

As a player, Coe spent six years in the NFL with five different teams, including as a member of the Super Bowl XLVI champion New York Giants (2011).

An Arkansas graduate, he played in the secondary for three seasons before he transferred to Alabama State to play under his father, Charles Coe, for his senior year. Coe is a father of two children, daughter, Macklynn, and, son, Micah.



COREY FULLER

3RD NFL SEASON
3RD PANTHERS SEASON

COLLEGE SCOUT

Corey Fuller is in his third season with the Carolina Panthers and second as a college scout, covering the Southwest after previously scouting the West Coast. In his first year with the team, Fuller served as a scouting assistant (2021), where he worked closely with both the college and pro scouting departments.

Prior to joining the Panthers, Fuller was as an assistant director of player personnel at his alma mater, Virginia Tech (2020). Before that, he served as a graduate assistant at Central Michigan, coaching the wide receivers (2018-19).

Fuller, a Baltimore, Md., native, earned his bachelor's degree in sociology from Virginia Tech (2012), where he also posted 45 catches for 834 yards and six touchdowns for the Hokies, in addition to serving as a member of the track and field team.

Selected by the Detroit Lions in the sixth round (No. 171 overall) of the 2013 NFL Draft, Fuller spent five seasons in the NFL as a wide receiver for the Detroit Lions and the New Orleans Saints. Along with brothers Vincent, Kyle and Kendall, the Fullers are the only family in NFL history to have four brothers all attend the same college and all be selected in the NFL Draft.



ROBERT HAINES

22ND NFL SEASON
22ND PANTHERS SEASON

NATIONAL SCOUT

Robert Haines is in his second season as a national scout for Carolina. A Panther for his entire career, Haines previously served as the team's Southeast area scout (2021) after 11 years as the Northeast area scout.

Starting in the video department (2002), Haines transitioned to college scouting assistant (2005), and then pro scouting assistant (2007), where he was responsible for grading free agents and assisting with the pro scouting advance, and the team's combine scout for two seasons (2008-09).

Haines graduated from East Carolina University, where he earned a bachelor's degree in communications with a concentration in media production. He graduated from Page High School in Greensboro, N.C.

Haines and his wife, Marcie, have twins, Eli and Madelyn, and another son, Jacob.



JARED KIRKSEY

16TH NFL SEASON
3RD PANTHERS SEASON

DIRECTOR OF COLLEGE SCOUTING

Jared Kirksey is in his third season with Carolina and first as the director of college scouting. Kirksey joined the Panthers as the East national scout (2021) before becoming the assistant director of college scouting the following year (2022).

Kirksey came to the Panthers with 13 years of NFL scouting experience, including eight seasons with Jacksonville (2013-20), starting as the club's BLESTO scout, before working as a college scout for seven seasons.

Prior to joining the Jaguars, Kirksey spent three seasons (2010-12) with the Tampa Bay Buccaneers and two with the Houston Texans (2008-09), where he served as the college and pro scouting intern. During his time with the

Texans, Kirksey evaluated specialists from all 32 teams, among other duties.

Born in Gainesville, Fla., Kirksey played defensive end at the University of Central Florida. His father, Larry, was a former NFL wide receivers coach for Jacksonville and Houston.



CADEN McCLOUGHAN

2ND NFL SEASON
2ND PANTHERS SEASON

COLLEGE SCOUT

Cade McCloughan is in his second season with Carolina and first serving as the West Coast area scout. In his first season with the Panthers, McCloughan served as a scouting intern and was responsible for covering the areas of North and South Dakota.

A 2022 graduate of California Polytechnic State University, McCloughan played three seasons as a free safety for the Mustangs. He began his college career at Foothill Junior College (Los Altos, Calif.) where he played for two seasons.

McCloughan comes from a family with many years spent in various scouting/personnel departments around the National Football League. His grandfather, Kent McCloughan, spent 40 years as an area scout for the Oakland Raiders. His father, Scot McCloughan spent 21 years in multiple front office roles across the league, including the general manager for the San Francisco 49ers (2005-09) and the Washington Commanders (2015-16). His uncle, David McCloughan, is currently a national scout for the Jacksonville Jaguars.



LEE McNEILL

6TH NFL SEASON
6TH PANTHERS SEASON

PRO SCOUT

Lee McNeil, now in his seventh season with the Panthers, enters his second as a pro scout. McNeill previously served as Carolina's representative for BLESTO Scouting Service (2020-21), covering the Mid-Atlantic region, including North Carolina, Virginia and West Virginia. In his first season as the BLESTO scout, he also covered Tennessee and Kentucky, then replaced those states with West Virginia.

Prior to becoming the team's BLESTO scout, McNeill served as football operations and pro scouting assistant (2019) after he got his start with the Panthers as a football operations training camp intern (2017) and then served as a season-long intern with the football operations department (2018).

A native of Indian Trail, N.C., McNeill played quarterback at Porter Ridge High School. He was a member of the Charlotte 49ers first-ever recruiting class in 2012, where he played collegiately for five seasons.

McNeill graduated from the University of North Carolina at Charlotte with a degree in business administration and went on to earn his MBA in 2017.

He lives in Matthews, with his wife, Natalia.



ELI MONTAGUE

13TH NFL SEASON
13TH PANTHERS SEASON

COLLEGE SCOUT

Eli Montague, now in his seventh season as an area scout for the Carolina Panthers, enters his first year as the Southeast area scout after previously covering the Southwest, Northeast, Mid-Atlantic and West areas. Among various duties in his current role, Montague is responsible for scouting and evaluating prospects from Arkansas, Louisiana, Mississippi, Alabama, Georgia, and Florida.

Prior to becoming an area scout (2017), Montague worked three seasons (2014-16) as the team's BLESTO scout, where he served as the club's representative for BLESTO Scouting Service, covering the Rocky Mountain region. He also assisted the college and pro scouting departments with a variety of player evaluation tasks.

Before becoming the BLESTO scout, Montague spent three seasons (2011-13) as the team's college scouting assistant, coordinating multiple aspects of the department's draft preparation process. Additionally, he assisted the football operations staff in several roles, including serving as the advance contact for the club's away games.

Montague began his career with the Panthers in the equipment department (2003). Upon graduating from college (2008), he worked in a variety of intern positions with equipment, football operations, and pro scouting before making his transition into college scouting.

Montague graduated from the University of North Carolina at Chapel Hill, where he earned a bachelor's degree in economics with a second major in history. In 2004, he graduated from Woodberry Forest School in Woodberry Forest, Va. He lives in Charlotte, N.C., with his wife, Mary, and their three children, Laurel, Reid, and Burns.



JOEL PATTEN

26TH NFL SEASON
8TH PANTHERS SEASON

COLLEGE SCOUT

Joel Patten, with 27 years of NFL scouting experience in addition to an 11-year pro playing career, begins his eighth season with the Carolina Panthers, serving as an area scout covering the Midwest.

Prior to joining Carolina, Joel spent time with San Francisco (2010-13) as the director of college scouting and then director of player personnel, a national scout for Washington (2004-08), and as a regional scout, with St. Louis (2009), Houston (2000-03) and in his first stint in Washington (1996-99).

After he entered the league as an undrafted free agent offensive tackle with Cleveland (1980), Joel played eight seasons in the NFL and three in USFL, seeing action in 56 career games for the Browns (1980-82), Colts (1987-88),

Chargers (1989-90), Los Angeles Raiders (1991-92), as well as time with the Washington Federals (1983-84) and the Orlando Renegades (1985) of the USFL.

A graduate of Duke University, Joel and his wife, Betsy, have been married for 40 years. The couple have three children, daughters, Christina and Kimberly, and son, Jake. Jake and his wife, Brittany, have the Pattens' four-year old granddaughter, Saylor Wrenn.



TYLER RAMSEY

15TH NFL SEASON
3RD PANTHERS SEASON

ASSISTANT DIRECTOR OF PRO PERSONNEL

Tyler Ramsey is in his third season with Carolina and second as the assistant director of pro personnel after he initially joined the Panthers as a national scout (2021). In his current role, Ramsey is tasked with assisting the pro personnel director in the coordination of pro scouting assignments of players on other NFL teams.

Prior to coming to Carolina, Ramsey spent 12 seasons with Seattle, most recently as an area scout for the Seahawks. Starting as a personnel intern (2009), he was later named scouting assistant (2011). During his time in Seattle, his duties consisted of advance scouting opponents, performing free agent and practice squad evaluations, monitoring the daily waiver wire and scouting the UFL and CFL.

Ramsey earned a bachelor's degree in business administration from the University of Washington (2008) and completed his MBA from Washington State University (2017).

A starting quarterback and safety (2003-04) for Bellevue High School in Seattle, Ramsey was part of a team that won three consecutive 3A state titles (2001-03).

Ramsey and his wife, Cori, have three children, twins, Tucker and Charlotte, and their youngest, Miller.



JORDAN TRGOVAC

7TH NFL SEASON
3RD PANTHERS SEASON

COLLEGE SCOUT

Jordan Trgovac is in her third season with the Carolina Panthers and first serving as the team's Mid-Atlantic area scout. Last season (2022), Trgovac served as a scouting assistant responsible for scouting schools across the Carolinas and assisting with pro scouting duties.


Before she originally joined the Panthers as a communications coordinator (2021), Trgovac spent four seasons (2017-20) as a communications assistant with the Chiefs. She was a part of two Super Bowl runs in Kansas City, including their victory in Super Bowl LIV.

Trgovac attended the College of Charleston where she was a member of the softball team and graduated with a degree in communications with a minor in hospitality and tourism (2016). She also holds a Master's degree in sports industry management from Georgetown University.

Growing up around the Panthers, Trgovac has a long history with the team, with her father, Mike Trgovac, serving as the defensive coordinator and defensive line coach for Carolina (2002-08).

COACHING STAFF





FRANK REICH

18TH NFL SEASON
1ST PANTHERS SEASON

HEAD COACH

COLLEGE: MARYLAND

Frank Reich agreed to terms to become head coach of the Carolina Panthers on January 26, 2023, becoming the sixth head coach in the history of the franchise.

He most recently served as head coach of the Indianapolis Colts from 2018-22.

Reich has more than 30 years of NFL experience as a player (1985-1998) and a coach (2006-present), including serving as the Panthers first starting quarterback in franchise history after signing with the team during its inaugural season in 1995. Reich threw the first touchdown pass in franchise history.

As head coach of the Colts, Reich led the team to the playoffs twice and guided the Colts to 41 wins, including two years with 10-plus wins (2018 and 2020). It marked his second stint as a coach with the Colts, rejoining the team after spending six years on the coaching staff from 2006-2011.

In 2021, Reich and the Colts compiled a 9-8 record and ranked ninth in the NFL in points per game (26.5 avg.). Indianapolis recorded the No. 2 rushing offense in the league with an average of 149.4 yards per game led by Jonathan Taylor who posted one of the best single-season performances by a running back in team history. Taylor led the NFL in scrimmage yards (2,171), rushing yards (1,811) and rushing touchdowns (18). His rushing yardage and rushing touchdown total also set franchise single-season records. Indianapolis finished with a 1,000-yard rusher (Taylor) and 1,000-yard receiver (Michael Pittman Jr. - 1,092 yards) in the same season for the first time since 2016. Reich guided a defensive unit that ranked second in the league with 33 takeaways and tied for a league-high 14 fumble recoveries. The Colts were the only team in the AFC with three players (linebackers Bobby Okereke and Darius Leonard, and defensive back Kenny Moore II) each recording at least 100 tackles. Leonard led the NFL with eight forced fumbles (tied for second in Colts history since 1994) and Moore II was one of only two NFL defensive backs to register 100 tackles and at least 10 passes defended in 2021. Indianapolis tied for the most Associated Press All-Pro choices (five) and led the NFL with seven players named to the Pro Bowl.

The 2020 NFL season brought uncertainty amid

a global pandemic. As teams adjusted to a virtual offseason and a vastly different look to training camp and the regular season, which included safety protocols implemented in team facilities and reduced fan capacity at games, Reich did not waver and led one of the league's youngest teams to an 11-5 record and a playoff berth. Indianapolis fell just short of advancing past the Wild Card round following a three-point loss on the road against Buffalo.

The Colts were just one of four teams to finish in the top 10 in overall defense (eighth) and offense (10th). Indianapolis registered its third consecutive top-10 run defense (2018-20), marking the first time the team had accomplished that feat since 1975-77. The offensive line tied for the second-fewest sacks allowed and paved the way for rookie running back Jonathan Taylor to rank third in the NFL in rushing yards with 1,169. The Colts registered back-to-back seasons with a 1,000-yard rusher for the first time since 2003-05. Quarterback Philip Rivers ranked 10th in the league in passing yards (4,169) and passed Dan Marino (420) for the fifth-most touchdown passes in NFL history in the regular season finale against Jacksonville. The Colts also tied for the most Associated Press All-Pro selections (six) and First-Team All-Pro choices (four).

In 2019, the Colts finished with a 7-9 mark and registered a top-10 rushing attack for the first time since 2001 as Indianapolis boasted the league's seventh-ranked rushing offense (133.1 yards per game). Running back Marlon Mack finished the season with 1,091 yards on the ground to become the first Colts player to register a 1,000-yard rushing season since 2016. Continuity along the offensive line was key as Indianapolis was the only team in the NFL to start the same five offensive linemen in all 16 regular season games. The unit tied for the ninth-fewest sacks allowed in 2019.

In his first season at the helm, Reich led the Colts to the playoffs for the first time since 2014 after finishing with a 10-6 record. After starting the season with a 1-5 mark, the Colts won nine of their last 10 games and became just the third team in NFL history to start a season 1-5 and make it to the playoffs. What's more, Indianapolis was the second team in NFL history to start a season 1-5 and win a playoff game.

Reich became just the third head coach in Colts history to win a playoff game in his first year. He was named AFC Coach of the Year for the 2018 season by the NFL 101 Awards. The Colts finished the regular season ranked in the top 10 in offensive points per game (27.1) and defensive points allowed per game (21.5). They were just one of four teams to rank in the top 10 in both categories. Indianapolis also ranked seventh in the NFL in net offense (386.2 ypg) and sixth in passing (278.8 ypg). Defensively, the Colts were just one of three teams not to allow a 100-yard rusher in the regular season. The unit also forced at least one turnover in a league-high 15 regular season games. Darius Leonard was named the 2018 Defensive Rookie of the Year, Andrew Luck was selected as the 2018 Comeback Player of the Year and Leonard and Quenton Nelson became the first pair of rookie teammates to earn Associated Press All-Pro honors since Gale Sayers and Dick Butkus did so with the 1965 Chicago Bears.

Reich spent the 2016-17 seasons as offensive coordinator of the Philadelphia Eagles and was instrumental in the team's Super Bowl LII championship following the 2017 season. The Eagles started 2017 in dominant fashion under the direction of Reich and his offense. Quarterback Carson Wentz started the first 13 games of the season, led the team to an 11-2 record and was in the running for NFL MVP after completing 265-of-440 passes for 3,296 yards with 33 touchdowns and only seven interceptions for a 101.9 passer rating. Philadelphia would face extreme adversity in a Week 14 contest at the Los Angeles Rams as Wentz suffered a season-ending knee injury toward the end of the third quarter. Thrust into the spotlight for Wentz, who was leading the NFL in touchdown passes at the time of his injury, was veteran quarterback Nick Foles, who is now reunited with Reich entering the 2022 season. Foles would start the final three contests of the regular season and guided the Eagles to a 2-1 record and a first round bye in the playoffs.

In postseason play, Foles led Philadelphia to underdog wins over the Atlanta Falcons in the NFC Divisional round, the Minnesota Vikings in the NFC Championship and the New England Patriots in Super Bowl LII for the team's first-ever Super Bowl championship. He was named Super Bowl MVP after completing 28-of-43 passes for 373 yards with three touchdowns and one interception for a 106.1 passer rating. Foles also caught a one-yard touchdown pass late in the second quarter and became the first quarterback in NFL history to throw for and catch a touchdown in a Super Bowl.

The Eagles boasted one of the NFL's best offenses in 2017. Philadelphia ranked in the top 10 in numerous categories, including yards per game (365.8 – seventh), rushing yards per game (132.2 – third),

interception rate (1.60 – sixth), first downs per game (21.1 – fourth), third down percentage (41.74 – eighth), fourth down percentage (65.38 – third), red zone percentage (65.45 – first), goal to go percentage (83.33 – third), average time of possession (32:41 – first) and points per game (28.6 – third).

In 2016, Reich helped then rookie Wentz make the transition from FCS-level North Dakota State to the pros. Wentz started all 16 games and completed 379-of-607 passes for 3,782 yards with 16 touchdowns and 14 interceptions for a 79.3 passer rating. He set a franchise and then-NFL rookie record for completions. Wentz also established Eagles rookie records in pass attempts, passing yards, completion percentage (62.4 percent), passing touchdowns and passer rating.

Prior to Philadelphia, Reich spent three seasons (2013-15) with the San Diego Chargers, serving the last two as offensive coordinator. He worked closely with Rivers who hit the 4,000-yard passing plateau in three-straight seasons for a total of 13,556 yards, marking the third-most passing yards by an NFL quarterback during that span. Also during that span, Rivers threw 92 touchdowns, the fourth-highest total in the NFL, while compiling the third-most completions in the league (1,194) and recording the second-highest completion percentage (67.3).

During Reich's two seasons as San Diego's offensive coordinator, the Chargers ranked third in completions (822), fourth in completion percentage (66.2) and fifth in the NFL in net passing yards (8,869).

In 2015, Rivers led the league with a career-high and franchise-record 437 completions, while finishing second in the NFL with a career-high 4,792 passing yards. Reich's impact was immediately evident in his first season as the team's offensive coordinator in 2014, as Rivers became the first quarterback since 1960 to record a quarterback rating of at least 120.0 in five-consecutive games, all of which were Chargers wins.

Reich served as quarterbacks coach with the Chargers in 2013. In Rivers' first year working with Reich, he led the NFL with a career-high 69.5 completion percentage, while also matching his career-high 105.5 quarterback rating, which ranked fourth in the league that season. Rivers completed 378-of-544 passes for 4,478 yards with 32 touchdowns and 11 interceptions.

Before his tenure in San Diego, Reich coached wide receivers for the Arizona Cardinals in 2012, where he worked with wide receiver Larry Fitzgerald. Fitzgerald caught 71 passes for 798 yards and four touchdowns en route to his seventh career Pro Bowl selection.

Reich spent the first six seasons (2006-2011) of his coaching career with the Colts as wide receivers coach (2011), quarterbacks coach (2009- 2010), offensive assistant (2008) and coaching intern (2006-07). In Indianapolis, he was a member of teams that earned five playoff appearances, four AFC South Division titles, two AFC Championships, two Super Bowl appearances and one Super Bowl title.

In 2011, Reich led a wide receivers group that worked without Hall of Fame quarterback Peyton Manning, who missed the entire season due to injury. Despite playing with three different starting quarterbacks, Reich's two top wideouts, Pro Bowler Reggie Wayne and Pierre Garcon, were just one of two wide receiver duos in the NFL to each record 70-plus receptions and 900-plus receiving yards. Wayne caught 75 passes for 960 yards and four touchdowns while Garcon compiled 70 receptions for 947 yards and six touchdowns.

From 2009-2010, Reich was the position coach for Manning. Under Reich's guidance, he completed 843-of-1,250 passes for 9,200 yards with 66 touchdowns and 33 interceptions for a 95.6 passer rating. Manning was named to Pro Bowls in both seasons. In 2009, Reich's first season as quarterbacks coach, Manning was named NFL MVP after completing 393-of-571 passes for 4,500 yards with 33 touchdowns and 16 interceptions for a 99.9 passer rating. His 68.8 completion percentage was the best of his 18-year NFL career.

Reich began his NFL coaching career in 2006 as a coaching intern with the Colts. After two seasons in that role, he was promoted to offensive assistant in 2008.

Reich enjoyed a 14-year playing career with the Buffalo Bills, Panthers, New York Jets and Detroit Lions after being selected by the Bills in the third round (57th overall) of the 1985 NFL Draft. Including postseason play, he played in 129 career games (22 starts) and completed 575-of-1,036 passes for 6,858 yards and 47 touchdowns.

He spent the first 10 years of his NFL career with the Bills, where he served as a backup to Hall of Fame quarterback Jim Kelly. During his time in Buffalo, Reich was a part of Bills teams that went to four-straight Super Bowls from 1990-93, appeared in five AFC Championships and captured five division titles.

While Reich was rarely pressed into action during his nine years backing up Kelly, the former signal caller was called upon in the 1992 playoffs after Kelly sprained his right knee in the regular season finale and was forced to sit out the first two rounds. Despite having only attempted one pass in a postseason game prior to the 1992 season, Reich made his first postseason start in the 1992 Wild Card round and engineered what is still the greatest comeback in NFL

postseason history. With the Bills trailing the Houston Oilers by 32 points early in the third quarter, Reich orchestrated five second half touchdown drives, four of which were capped by touchdown passes, and led a game-winning field goal drive in overtime to defeat Houston, 41-38. Reich started the next week in a Divisional round win at Pittsburgh, and the Bills went on to make an appearance in Super Bowl XXVII.

Reich has the distinction of being the first starting quarterback in Carolina Panthers history, starting the first three games of the team's inaugural season in 1995. In the Panthers first game, he threw the first touchdown pass in team history – an 8-yard completion tight end Pete Metzelaars – against the Atlanta Falcons in the Georgia Dome on Sept. 3, 1995.

A native of Freeport, N.Y., Reich attended Cedar Crest High School in Lebanon, Pa. He played collegiately at the University of Maryland from 1981-84 where he backed up Boomer Esiason before earning the starting job as a senior in 1984. As a senior, Reich rallied the Terrapins from a 31-0 deficit to defeat the Miami Hurricanes, 42- 40. At the time, Maryland's victory over Miami marked the greatest comeback win in college football history and is now only second to Michigan State's 2006 35-point comeback over Northwestern.

Reich graduated from Maryland in 1984 with a business degree and earned Academic All-ACC honors as a senior.

After his 14-year playing career in the NFL, Reich retired in 1998 and decided to spend time with his family and join Reformed Theological Seminary in Charlotte. He graduated and led RTS for three years and then pastored a local church prior to his coaching career.


PLAYING HISTORY

- 1985-94 Buffalo Bills
- 1995 Carolina Panthers
- 1996 New York Jets
- 1997-98 Detroit Lions

COACHING HISTORY

- 2006-07 Indianapolis Colts | Coaching Intern
- 2008 Indianapolis Colts | Offensive Coaching Staff Assistant
- 2009-10 Indianapolis Colts | Quarterbacks
- 2011 Indianapolis Colts | Wide Receivers
- 2012 Arizona Cardinals | Wide Receivers
- 2013 San Diego Chargers | Quarterbacks
- 2014-15 San Diego Chargers | Offensive Coordinator
- 2016-17 Philadelphia Eagles | Offensive Coordinator
- 2018-22 Indianapolis Colts | Head Coach
- 2023-pres Carolina Panthers | Head Coach





THOMAS BROWN

4TH NFL SEASON
1ST PANTHERS SEASON

OFFENSIVE COORDINATOR

COLLEGE: **GEORGIA**

Thomas Brown is in his first season as offensive coordinator for the Carolina Panthers, joining the team after three seasons (2020-22) with the Rams, including the last two as assistant head coach. Brown initially joined Los Angeles as the running backs coach (2020) after nine seasons coaching in college.

Winning Super Bowl LVI with the Rams (2021), Brown was part of an offense that ranked seventh in the NFL in points scored (27.1 ppg) and ninth in total yards (372.1 ypg). Los Angeles was one of six teams with two running backs to rush for over 680 yards with Sony Michel totaling 845 rush yards and Darrell Henderson adding 688 yards. The previous season (2020), he oversaw a rushing attack that finished 10th in the league, averaging 126.1 rushing yards per game. The running back room was led by rookie Cam Akers who produced a team-best 625 yards.

Prior to his NFL career, Brown served as the running backs coach at the University of South Carolina (2019), where he oversaw a balanced rushing attack, which included two running backs with over 500 yards on the year.

Brown spent three seasons as the Miami Hurricanes' offensive coordinator and running backs coach (2016-18). The Canes rushed for 2,489 yards, an average of 5.2 yards per carry while scoring 25 rushing touchdowns (2018). Running back Travis Homer earned second-team All-ACC recognition despite taking over as the starting running back five games into the season (2017) and the previous year (2016), All-ACC back Mark Walton become the 11th running back in program history to rush for over 1,000 yards.

Brown returned to his alma mater, the University of Georgia (2015), where he coached a running backs group that featured future pros Sony Michel and Nick Chubb as the duo surpassed 1,900 combined rushing yards.

Prior to his stint at Georgia, Brown spent the 2014 season at the University of Wisconsin, coaching Heisman Trophy runner-up Melvin Gordon. Under Brown's leadership, Gordon posted the second-best season by a running back with 2,587

rushing yards and 32 total touchdowns. Gordon combined with fellow running back Corey Clement, also a future pro, to run for 3,536 yards on the year, breaking the single-season FBS record for rushing yards by teammates. Wisconsin's 6.91 yards per rushing attempt average in the 2014 season was the fourth-best mark in FBS history.

Before Wisconsin, Brown was a running backs coach at Marshall (2013) and the University of Tennessee-Chattanooga (2012). He started his coaching career as an assistant strength & conditioning coach at Georgia (2011).

As a pro, Brown was selected in the sixth round (No. 172 overall) of the 2008 NFL Draft by the Atlanta Falcons and spent the 2009 season with the Cleveland Browns before retiring to pursue coaching opportunities.

Brown played collegiately at Georgia, helping the Bulldogs to the 2005 SEC championship. He finished his career as the fifth-leading rusher in Georgia history with 2,646 career yards and led the team in rushing (2005-06). He totaled 26 touchdowns in his collegiate career, scoring rushing, receiving and on kickoff return.

A Tucker, Ga. native, Brown attended Tucker High School. He earned his bachelor's degree in speech communications from Georgia.

He and his wife, Jessica, have three children: Orlando, Tyson and Judah.

COACHING HISTORY

- 2011 Georgia | Strength & Conditioning
- 2012 Tennessee-Chattanooga | Running Backs
- 2013 Marshall | Running Backs
- 2014 Wisconsin | Running Backs
- 2015 Georgia | Running Backs
- 2016-18 Miami (Fla.) | Offensive Coordinator/Running Backs
- 2019 South Carolina | Running Backs
- 2020 Los Angeles Rams | Running Backs
- 2021 Los Angeles Rams | Assistant Head Coach/Running Backs
- 2022 Los Angeles Rams | Assistant Head Coach/Tight Ends
- 2023-pres Carolina Panthers | Offensive Coordinator



EJIRO EVERO

16TH NFL SEASON
1ST PANTHERS SEASON

DEFENSIVE COORDINATOR

COLLEGE: **UC DAVIS**

Ejiro Evero is in his first season as defensive coordinator for the Carolina Panthers, joining the team after one season as the defensive coordinator for the Denver Broncos. Evero (full name pronounced: E-JAIR-oh E-VAIR-oh) brings 17 years of coaching experience, including 15 in the NFL, to the Panthers.

Under Evero's watch (2022), the Broncos defense ranked seventh in the NFL in total defense (320.0 yards per game), 10th in rushing defense, and second in opponent third down conversion percentage (34.1%). The team also finished in the top 10 in opponent points per drive (seventh – 1.71), opponent red zone touchdown rate (seventh – 51.1%), and defensive three-and-out percentage (fourth – 37.9%). The defense also ranked just outside the top 10 in a number of categories, including rushing yards per carry (11th – 4.26), pass defense (12th – 210.2 yards per game), and total takeaways (14th – 23).

A pair of Broncos' defensive backs – cornerback Patrick Surtain II and safety Justin Simmons – garnered postseason accolades. Surtain received first-team AP All-Pro honors and was named a starter for the AFC Pro Bowl team, while Simmons earned second-team AP All-Pro honors for his efforts. Surtain II excelled in his second year in the NFL, racking up 60 total tackles, two interceptions, and 10 passes defended. Simmons finished the season with a career-high six interceptions, tied for the most in the NFL.

Prior to Denver, Evero spent five seasons with the Los Angeles Rams, serving as secondary coach/pass game coordinator (2021) and safeties coach (2017-20).

During their Super Bowl-winning season (2021), Evero's secondary ranked tied for third in interceptions (19) and had 10 different players record at least one pick. Cornerback Jalen Ramsey and safety Taylor Rapp tied for the team lead in interceptions (4) and ranked tied for sixth in the NFC. Ramsey earned his second career Associated Press All-Pro selection and third career Pro Bowl.

Among playoff teams that season, the Rams allowed just 18.8 points per games and ranked second in total yards per game (282.3) and third in passing yards per contest (222.0) while generating at least one interception in each of the team's first three playoff games.

In 2020, Evero oversaw the back end of the league's top-ranked defense. The Rams ranked first in scoring defense (18.5), total yards per game (281.9), and passing yards per contest (190.7) while finishing in the Top 10 in sacks (second – 53) and rushing yards per game (third – 91.3).

From 2017-19, the Rams collected a combined 49 interceptions, which ranked second in the league over

that span. The club tallied 18 interceptions in consecutive seasons from 2017-18 and featured four safeties who totaled 12 picks in those two years.

As a defensive quality control coach for Green Bay (2016), Evero coached under then-Packers defensive coordinator and Dom Capers – whom he reunited with in Denver (2022) and Carolina (2023) – and was part of a coaching staff that helped lead the Packers to a 10-6 record.

Evero spent the 2010 season coaching at the University of Redlands (Calif.), which is a member of NCAA Division III and the Southern California Intercollegiate Athletic Conference. He served as special teams coordinator/defensive backs coach and was part of a coaching staff that led the team to an 8-1 record that season.

In San Francisco for five seasons (2011-15), Evero started as a quality control coach (2011), before he worked as an offensive assistant (2012-13), switching sides of the ball as a defensive assistant (2014-15) for his final two years there.

Evero broke into the NFL as a defensive quality control coach for Tampa Bay for three seasons (2007-09). He began his coaching career as an assistant coach at his alma mater, the University of California-Davis (2005-06).

As a player, Evero a four-year letterman at UC Davis (1999-2000, '02-03), started at safety for three seasons. He was a two-time captain for the Aggies and was twice named a Division II All-American (2002-03).

In addition to his undergraduate degree, Evero earned his master's degree in business administration from National University (2006).

COACHING HISTORY

2005-06	UC Davis Assistant Coach
2007-09	Tampa Bay Buccaneers Defensive Quality Control
2010	University of Redlands Special Teams Coordinator/Defensive Backs
2011	San Francisco 49ers Quality Control
2012-13	San Francisco 49ers Offensive Assistant
2014-15	San Francisco 49ers Defensive Assistant
2016	Green Bay Packers Defensive Quality Control
2017-20	Los Angeles Rams Safeties
2021	Los Angeles Rams Secondary/Pass Game Coordinator
2022	Denver Broncos Defensive Coordinator
2023-pres	Carolina Panthers Defensive Coordinator



CHRIS TABOR

16TH NFL SEASON
2ND PANTHERS SEASON

SPECIAL TEAMS COORDINATOR

COLLEGE: **BENEDICTINE COLLEGE**

Chris Tabor is in his second season with the Carolina Panthers as the special teams coordinator. With 26 seasons of coaching experience, including 15 seasons in the NFL, Tabor engineered a significant turnaround in his first season (2022), helping the Panthers vault from 28th to fourth in Rick Gosselin's league-wide special teams rankings.

Among Tabor's specialists, kicker Eddy Piñeiro led all qualified NFL kickers with a field goal percentage of 94.3, second highest in franchise history, while his 33 field goals made also ranked second. Punter Johnny Hekker led the NFL with a franchise-record 39 punts inside the 20, while his net average of 44.1 yards per punt ranked third in the league.

The Panthers also led the NFL and set a franchise record with four blocked field goals and added a blocked extra point as well.

A special teams coordinator for Chicago (2018-21) and Cleveland (2011-17), Tabor entered the league as a special teams assistant with the Bears (2008).

Tabor coached a return specialist to the Pro Bowl in each of his seasons as coordinator in Chicago, as the Bears ranked fifth in yards per punt return (10.3) in that span and tied for sixth in the NFL with four special teams touchdowns. Chicago had top-10 finishes in total special teams EPA (expected points added) in both 2020 and 2021.

Jakeem Grant earned All Pro and Pro Bowl recognition (2021) after ranking third in the NFL with an 11.9-yard punt return average. His 97-yard return touchdown was the longest punt return score in Bears history. The year prior (2020), Cordarelle Patterson led all NFC kick returners for the second-straight season in both kick return average (29.1) and kick return yards (1,017). Patterson also set a franchise record with a 104-yard kickoff return touchdown. Kicker Cairo Santos (2020) also shined under Tabor, making 27 consecutive field goals, breaking Bears records in both consecutive single-season makes and overall consecutive makes spanning multiple seasons. Patterson earned the Pro Bowl nod (2019) after leading the league in kick return yards, while returner Tarik Cohen was picked for the Pro Bowl (2018) after leading the league in punt return yards.

In Cleveland, Tabor's unit was the only one in the NFL to have earned at least one AFC Special Teams Player of the Week award each season from 2011-2016. Kicker Phil Dawson and returner Joshua Cribbs earned Pro Bowl nods (2012). During his seven seasons with the Browns, he helped numerous players set NFL and franchise records. Punter Brit-

ton Colquitt set the Browns net punting average record in consecutive seasons with 40.3 (2016) and 40.6 (2017). In 2015, kicker Travis Coons set an NFL record with 18 consecutive field goals to start his career, while Andy Lee set a franchise record in punt average with 46.71.

Prior to joining the Browns, Tabor spent three seasons (2008-10) as assistant special teams coach with the Bears. During Tabor's first stint with the Bears, Chicago consistently ranked among the league leaders in numerous departments. The Bears ranked in the top five in no less than nine different special teams categories combined over that three-year period.

Prior to the NFL, Tabor spent two seasons at Western Michigan University (2006-07) as the running backs and special teams coach. He also spent four seasons at Utah State University (2002-05), where he was the running backs and special teams coach (2005) after being the Aggies' assistant head coach in charge of wide receivers (2002-04).

He was head coach Culver-Stockton College (2001), spent time as an assistant at the University of Missouri (1997-2000), getting his start at Central Methodist University (1995-96).

Tabor graduated from Benedictine College in Atchison, Kan., where he played four seasons at quarterback. He earned a master's degree in education from Columbia (Mo.) College. He and his wife, Nikki, have two daughters, Paityn and Lainey.

COACHING HISTORY

- 1995-96 Central Methodist | Offensive Coordinator
- 1997-99 Missouri | Graduate Assistant
- 2000 Missouri | Running Backs, Special Teams
- 2001 Culver-Stockton | Head Coach
- 2002-04 Utah State | Assistant Head Coach, Wide Receivers
- 2005 Utah State | Running Backs, Special Teams
- 2006-07 Western Michigan | Running Backs, Special Teams
- 2008-10 Chicago Bears | Assistant Special Teams
- 2011-17 Cleveland Browns | Special Teams Coordinator
- 2018-21 Chicago Bears | Special Teams Coordinator
- 2022-pres Carolina Panthers | Special Teams Coordinator



MIKE BERCOVICI

4TH NFL SEASON
1ST PANTHERS SEASON

OFFENSIVE ASSISTANT

COLLEGE: **ARIZONA STATE**

Mike Bercovici is in his first season as an offensive assistant for the Carolina Panthers after spending the previous three seasons on staff for the Arizona Cardinals. A former NFL quarterback, Bercovici was an offensive assistant for the Cardinals (2022) after serving as a coaching assistant for the team (2020-21).

Bercovici began his coaching career in 2019 at his alma mater, Arizona State, as an offensive graduate assistant working with Sun Devil quarterbacks. At ASU, Bercovici tutored true freshman quarterback Jayden Daniels, who passed for 2,943 yards and 17 touchdowns while only throwing two interceptions.

After playing five years (2011-15) at Arizona State, Bercovici entered the NFL as an undrafted rookie free agent (2016) and was on the practice squads of the Chargers (2016-17) and Cardinals (2017) before playing with the San Diego Fleet of the Alliance of American Football (2019).


At ASU, Bercovici threw for 5,333 yards, 42 touchdowns and 13 interceptions on 438 completions while adding 418 rushing yards in 41 career games (16 starts). He finished his college career with a 137.9 passer efficiency rating and accounted for 48 total touchdowns. His 30 touchdowns passes in 2015 are tied for the most in a single season in school history and his three games of five-or-more touchdowns are tied for the second most in ASU single-season history. He was a member of the team's leadership council for four seasons, a team captain as a senior and was selected as the Danny White team Offensive MVP (2015).

Bercovici earned two degrees from Arizona State, a Bachelor of Science degree in business management (2014) and a master's degree in sports law and business (2015). A three-time Pac-12 All-Academic selection, he was named as the 2015 Pac-12 Football Scholar Athlete of the Year and recipient of the Bill Kajikawa Award (2016), given to a graduating male and female Sun Devil student athlete who demonstrated academic excellence, athletic accomplishment, leadership and service in the community. He was also awarded the Pac-12 Tom Hansen Conference Medal, presented to male and female athletes at each Pac-12 school who exhibited the greatest combination of performance and achievement in scholarship, athletics and leadership.

Bercovici attended Taft High School in Los Angeles and threw for 3,755 yards and 37 touchdowns as a senior in 2010. He is married to his wife, Jaylee.

COACHING HISTORY

2019	Arizona State Offensive Graduate Assistant/Quarterbacks
2020-21	Arizona Cardinals Coaching Assistant
2022	Arizona Cardinals Offensive Assistant
2023-pres	Carolina Panthers Offensive Assistant



TYLER BOYLES

1ST NFL SEASON
1ST PANTHERS SEASON

OFFENSIVE QUALITY CONTROL/ASSISTANT TO THE HEAD COACH COLLEGE: **SHAWNEE STATE**

Tyler Boyles is in his first season with the Carolina Panthers as offensive quality control coach/assistant to the head coach after spending the previous three seasons with Panthers Head Coach Frank Reich in Indianapolis (2020-22). With the Colts, Boyles served as the assistant to the head coach for two seasons (2020-21) and most recently served as the manager of coaching operations (2022).

Boyles spent five years at Middle Tennessee State as the school's offensive quality control coach (2017-19) and as a graduate assistant (2015-16). Prior to that, he was the quarterbacks coach and director of football operations at LaGrange (Ga.) College (2014) and began his coaching career as an offense/football operations intern at Eastern Kentucky (2013).

A graduate of Shawnee State in Ohio, Boyles earned his bachelor's degree in mathematical science while he also played guard on the basketball team. He was a three-time Academic all-conference choice and voted team captain for two years. He completed multiple master's degrees, first from Eastern Kentucky (sports administration) and then Middle Tennessee State (strategic leadership). A 2009 Raceland-Worthington High School (Raceland, KY.) graduate, Boyles and his wife, Bethany, have two daughters, Emma (3) and Molly (newborn).

COACHING HISTORY

2013	Eastern Kentucky Offense/Football Operations Intern
2014	LaGrange College Quarterbacks/Director of Football Operations
2015-16	Middle Tennessee State Graduate Assistant
2017-19	Middle Tennessee State Offensive Quality Control
2020-21	Indianapolis Colts Assistant to the Head Coach
2022	Indianapolis Colts Manager of Coaching Operations
2023-pres	Carolina Panthers Offensive Quality Control/Assistant to the Head Coach



JIM CALDWELL

19TH NFL SEASON
1ST PANTHERS SEASON

SENIOR ASSISTANT

COLLEGE: IOWA

Jim Caldwell is in his first season with the Carolina Panthers serving as senior assistant. Reporting directly to Head Coach Frank Reich, Caldwell will assist the team on offense, defense, and special teams.

Caldwell enters his 43rd season coaching football, and his 19th in the NFL. He has 15 years as a head coach, including seven seasons leading the Indianapolis Colts (2009-11) and Detroit Lions (2014-17), where he compiled a 62-50 (.554) regular-season record, four playoff berths, two 11-win seasons, and one conference championship. He also won Super Bowls as an assistant coach with Indianapolis (Super Bowl XLI) and Baltimore (Super Bowl XLVII). Overall, teams on which he has been part of the coaching staff have qualified for the playoffs 13 times in 17 seasons.

In his most recent position, Caldwell served as the assistant head coach and quarterbacks coach for the Miami Dolphins (2019).

In his four seasons (2014-17) as Detroit's head coach, Caldwell went 36-28 (.563) with two playoff appearances for a team that made the postseason once in their previous 14 years, and became the first Lions head coach to have a winning record since 1972. The Lions accumulated a .667 winning percentage against the NFC North during his tenure, marking the team's best four-year divisional winning percentage since divisional play began in 1967.

In 2017, quarterback Matthew Stafford continued his ascent under Caldwell as he established a new single-season franchise record with a 99.3 passer rating. Cornerback Darius Slay was named to his first-career Pro Bowl after tying for the NFL lead in interceptions with eight. Detroit finished with winning seasons in back-to-back years for the first time since 1994-95.

In 2016, his third season at the Lions' helm, Caldwell guided Detroit to a 9-7 record and a trip to the playoffs for the second time in three seasons. By earning a playoff berth in 2016, Caldwell joined Buddy Parker (1952, 1953) and Bobby Ross (1997, 1999) as the only coaches in Lions history to lead the team to the playoffs twice in their first three seasons with the club. The Lions trailed in the fourth quarter in eight of the team's wins in 2016. The eight fourth-quarter, come-from-behind wins set a new NFL record, surpassing the previous total of seven set by the 2009 Indianapolis Colts (also coached by Caldwell), for the most wins in a season after trailing in the fourth quarter.

Following a 1-7 start to the 2015 season, Caldwell led the Lions to a 7-9 record on the shoulders of a 6-2 surge to finish the year. Detroit became the fourth team since 1991 to start a season with one or fewer wins in the first eight games and finish with an NFL-best 6-2 record. It marked the Lions' best second-half finish since the team finished 7-1 in 1995.

In 2014, Caldwell was named Detroit's head coach and helped the Lions compile an 11-5 regular-season record. He became the third coach in team history to lead the Lions to the playoffs in his first year with the team (George Wilson in 1957; Bobby Ross in 1997). The Lions' 2014 defense ranked second in the NFL in total defense (300.9 yards allowed per game) and third in points allowed (17.6 points allowed per game). The team's No. 2 ranking in total defense was the highest finish for the Lions since 1970, and the 300.9 yards allowed per game were the fewest yards allowed by a Lions defense since 1993. Detroit had the NFL's top-ranked rush defense in 2014, yielding just 69.3 yards per game, which not only set a team single-season record but was also the ninth-best single-season run defense in NFL history.

With the Ravens for two seasons (2012-13), Caldwell started as the quarterbacks coach (2012) before he was promoted to offensive coordinator with three games left in the season. Baltimore responded by going on to win Super Bowl XLVII. In the team's final seven games, including four in the postseason, the Ravens averaged 400.6 yards per game and 27.3 points per game, including 410.3 yards per game and 31.0 points per game in the playoffs. The Ravens' 31.0 points per game in the postseason was the highest playoff scoring average in NFL history by a Super Bowl team who advanced from the Wild Card round and played four playoff games.

Caldwell spent 10 seasons (2002-11) with Indianapolis, ultimately serving as head coach for three seasons (2009-11). The Colts tied an NFL record with nine consecutive playoff appearances (2002-10), won six AFC South titles, two AFC championships, and Super Bowl XLI during his tenure. As the team's head coach, he compiled a 26-22 record (.542), winning the AFC South twice and earning an appearance in Super Bowl XLIV. He became just the fourth person in NFL history to win 24-plus games and earn a berth in the Super Bowl in their first two seasons as a head coach, and the second rookie head coach in NFL history to win 14 games as Indianapolis went 14-2 (2019).

Working with the quarterbacks (2002-05) at the start of his Colts tenure, Caldwell was promoted to assistant head coach/quarterbacks (2006-07), before being named associate head coach (2008) and then head coach (2009). He helped quarterback Peyton Manning and the team total eight top-10 finishes in total offense and six top-5 finishes in his 10 seasons.

Caldwell's NFL coaching career began in 2001 as quarterbacks coach for the Tampa Bay Buccaneers. Before that, he spent eight seasons (1993-2000) as head coach at Wake Forest. Caldwell had extensive experience as an NCAA assistant coach with stints at Penn State (1986-92), Louisville (1985), Colorado (1982-84), Northwestern (1981) and Southern Illinois (1978-80). He began his coaching career as a graduate assistant at his alma mater, Iowa, in 1977.

A four-year starter at defensive back for Iowa (1973-76), Caldwell holds a bachelor's degree in liberal arts from the school.

Along with his wife, Cheryl, the couple launched the Jim and Cheryl Caldwell Foundation in 2009. The foundation is committed to the educational empowerment of children through digital technology and "preparing young minds for advancement to the 21st Century." The Caldwells also support several other charities throughout the country.

In 2016, Caldwell's hometown of Beloit, Wis., dedicated the Jim Caldwell Gymnasium at the newly opened Fran Fruzen Intermediate School in his honor. He was inducted into Beloit High School's Hall of Fame (2011) and the Wisconsin Football Coaches Association Hall of Fame (2013).

The couple has four adult children – Jimmy, Jermaine, Jared, and Natalie – and four grandsons, James III, Joshua, Larry III and Landon.

COACHING HISTORY

1977	Iowa Graduate Assistant
1978-80	Southern Illinois Defensive Backs/ Defensive Coordinator
1981	Northwestern Defensive Backs
1982-84	Colorado Outside Linebackers/Wide Receivers/Quarterbacks
1985	Louisville Defensive Backs
1986-92	Penn State Quarterbacks/Passing Game Coordinator
1993-2000	Wake Forest Head Coach
2001	Tampa Bay Buccaneers Quarterbacks
2002-08	Indianapolis Colts Assistant Head Coach/Quarterbacks
2009-11	Indianapolis Colts Head Coach
2012	Baltimore Ravens Quarterbacks/ Interim Offensive Coordinator
2013	Baltimore Ravens Offensive Coordinator
2014-17	Detroit Lions Head Coach
2019	Miami Dolphins Assistant Head Coach/ Quarterbacks
2023-pres	Carolina Panthers Senior Assistant



JAMES CAMPEN

20TH NFL SEASON
2ND PANTHERS SEASON

OFFENSIVE LINE

COLLEGE: TULANE

James Campen is in his second season as the offensive line coach for the Carolina Panthers, and his 20th season coaching in the NFL, following a seven-year playing career with the New Orleans Saints (1987-88) and Green Bay Packers (1989-93). Campen previously held the same position with the Houston Texans (2021), Los Angeles Chargers (2020), Cleveland Browns (2019) and Green Bay Packers (2004-18), guiding eight players to Pro Bowl selections in the process.

In his first season in Carolina (2022), Campen guided an offensive line group that produced a stellar season. Four of the five players started all 17 games at their respective positions with tackles Ikem Ekwonu – the team’s 2022 first-round selection – and Taylor Moton playing 100 percent of the snaps. Carolina allowed just 36 sacks, 11th fewest in the league, a season after they allowed the fifth most (52). During the final 12 weeks of the season, the Panthers also tied for the third-fewest sacks allowed (17), ranked 10th in sacks per passing attempt (5.8%), and were eighth in average time for a quarterback to throw (2.94 seconds).

The offensive line also keyed one of the NFL’s most productive running games over the final 12 weeks of the season. In that stretch, Carolina ranked fifth in rushing attempts (359), fourth in rushing yards (1,668), and 10th in yards per rush (4.65). The Panthers rushed for more than 160 yards in seven of the final 11 games, including three contests of 200+ yards. That included a franchise-best 320 yards in a 37-23 victory in Week 16 against the Lions, part of an offensive performance that also resulted in another franchise record – 570 total net yards.

With the Chargers (2020), Campen coached a unit that helped the team finish with the league’s ninth-best offense (382.1 yards per game). Despite starting 10 different offensive linemen, the group helped Justin Herbert win AP Offensive Rookie of the Year honors, as the quarterback’s 31 passing touchdowns were the most by a rookie in NFL history and his 4,336 passing yards were the second most.

As the associate head coach/offensive line coach for the Browns (2019), Campen oversaw an offensive line that helped Nick Chubb rush for 1,494 yards, the most by a Cleveland back since Jim Brown in 1965. Guard Joel Bitonio earned his second-straight Pro Bowl selection.

Campen coached in Green Bay for 15 years (2004-18), where he was the run game coordinator (2018), offensive

line coach (2007-18), assistant offensive line coach (2004-06) and offensive quality control coach (2004-05).

In his time coaching in Green Bay, Campen tutored seven Pro Bowl offensive linemen, including guard Josh Sitton to four selections in a five-year span (2012, 2014-16). From 2010-18, the Packers were the only team in the NFL to have six different offensive linemen recognized as Pro Bowlers. In 2018, he coached tackle David Bakhtiari to an AP first-team All Pro selection.

Over his tenure in Green Bay, the Packers averaged the third-most points-per-game (25.5), as the Packers offense ranked in the top-10 in scoring offense nine times and total offense eight times. The line protected quarterback Aaron Rodgers en route to two MVP seasons (2011 and 2014), while spurring a run to a victory in Super Bowl XLV.

Campen began his coaching career as the head coach at Ponderosa HS (1999-03) in Shingle Springs, Calif.

An offensive lineman for the Packers (1989-93) and Saints (1986-88), Campen started 50 of 67 games played after going undrafted out of Tulane (1986). He and his wife, Charlene, have two daughters, Kirstie and Kaley.

COACHING HISTORY

2004-05	Green Bay Packers Asst. Offensive Line/Quality Control
2006	Green Bay Packers Asst. Offensive Line
2007-17	Green Bay Packers Offensive Line
2018	Green Bay Packers Offensive Line Coach/Run Game Coordinator
2019	Cleveland Browns Associate Head Coach/Offensive Line
2020	Los Angeles Chargers Offensive Line
2021	Houston Texans Offensive Line
2022-pres	Carolina Panthers Offensive Line



DOM CAPERS

36TH NFL SEASON
5TH PANTHERS SEASON

SENIOR DEFENSIVE ASSISTANT

COLLEGE: **MOUNT UNION COLLEGE**

Dom Capers, the Panthers first-ever head coach (1995-98), returns this season for his first year as Carolina's senior defensive assistant. Capers has 50 years of cumulative coaching experience, including 36 in the NFL with 10 teams. He has served as head coach or defensive coordinator for 24 seasons across six clubs and has coached 29 different players to 14 All-Pro teams and 46 Pro Bowl selections.

Capers has nine years of experience as a head coach, first with Carolina and then with Houston (2001-05). In addition, he has coordinated the defenses for Green Bay (2009-17), Miami (2006), Jacksonville (1999-2000) and Pittsburgh (1995-98).

His career accolades include recognition as the 1996 Associated Press NFL Coach of the Year, following a 12-4 season with the Panthers, in the franchise's second season in the NFL. Capers has also garnered numerous distinctions from the Pro Football Writers of America, including Coach of the Year in consecutive seasons (1995-96) and Assistant Coach of the Year on three occasions (1994, 1999, 2009).

Before joining Carolina, Capers spent one season (2022) as senior defensive assistant for the Denver Broncos, working with Panthers defensive coordinator Ejiro Evero. Together, they helped the Broncos defense rank among the league leaders in a number of categories, including total defense (seventh – 320.0 yards per game), rushing defense (10th – 109.8), opponent third down conversion percentage (second – 34.1%), opponent redzone touchdown rate (seventh – 51.1%) and defensive three-and-out percentage (fourth – 37.9%).

Before joining the Denver coaching staff, Capers spent the previous three NFL seasons serving as senior defensive assistant for Detroit (2021), Minnesota (2020), and Jacksonville (2019).

With Capers as the defensive coordinator (2009-17), Green Bay ranked second in wins (94) and winning percentage (.656) and tallied five NFC North division titles, three NFC Championship Game appearances and one Super Bowl Championship (XLV). He coached nine players to a combined three All-Pro teams and 17 Pro Bowl honors and was awarded his third Assistant Coach of the Year honor during his tenure.

Capers served as special assistant & secondary coach for one season (2008) in New England under Bill Belichick, and under Nick Saban as assistant to the head coach (2006)

and defensive coordinator (2007) during his two seasons in Miami.

In 2001, Capers was named head coach of the Houston Texans – the NFL's 32nd franchise. He served as head coach for the first four years (2002-05) of the club's existence after spending two seasons in Jacksonville (1999-2000) as defensive coordinator.

With the Jaguars, Capers collected his second Assistant Coach of the Year distinction (1999) after improving a Jacksonville defense that went from 25th in 1998 to fourth in 1999. The Jaguars allowed the fewest points in 1999 (217) and led the NFL in scoring defense (13.9).

As a first time head coach (1995), Capers led the Panthers to seven wins (1995) which set an NFL record for most victories by an expansion team in their inaugural season. The following year (1996), Carolina finished 12-4, won the NFC West, and advanced to the NFC Championship game, as he earned Associated Press Coach of the Year honors.

As Pittsburgh's defensive coordinator for three seasons (1992-94), Capers was part of a team that made the post-season each year, as the Steelers posted a Top 10 defense in each season.

Capers began his NFL career in 1986, spending six seasons with New Orleans as defensive backs coach (1986-91). He coached two players to Pro Bowl appearances and assisted the team to three playoff berths in that span.

In addition to his time in the NFL, Capers has 12 years of collegiate experience with seven institutions. He coached defensive backs at Ohio State University (1982-83), University of Tennessee (1980-81), University of California, Berkeley (1978-79), San Jose State University (1977) and University of Hawaii (1975-76), before he began his coaching career as a graduate assistant at the Kent State University (1972-74) and University of Washington (1975).

After playing safety and linebacker for Mount Union College in Alliance, Ohio (1968-71), Capers graduated with a degree in physical education and a minor in psychology. A native of Buffalo, Ohio, he his wife, Karen, funded the Dom and Karen Capers Coaching Center as a home for coaching offices and film/meeting rooms for Mount Union's football program.

COACHING HISTORY

1972-74	Kent State Graduate Assistant
1975	University of Washington Graduate Assistant
1975-76	Hawai'i Defensive Backs
1977	San Jose State Defensive Backs
1978-79	California, Berkeley Defensive Backs
1980-81	Tennessee Defensive Backs
1982-83	Ohio State Defensive Backs
1984-85	Philadelphia/Baltimore Stars Defensive Backs
1986-91	New Orleans Saints Defensive Backs
1992-94	Pittsburgh Steelers Defensive Coordinator
1995-98	Carolina Panthers Head Coach
2002-05	Houston Texans Head Coach
2006-07	Miami Dolphins Defensive Coordinator
2008	New England Patriots Special Assistant & Secondary
2009-17	Green Bay Packers Defensive Coordinator
2019	Jacksonville Jaguars Senior Defensive Assistant
2020	Minnesota Vikings Senior Defensive Assistant
2021	Detroit Lions Senior Defensive Assistant
2022	Denver Broncos Senior Defensive Assistant
2023-pres	Carolina Panthers Senior Defensive Assistant



MAYUR CHAUDHARI

5TH NFL SEASON
1ST PANTHERS SEASON

DEFENSIVE ASSISTANT

COLLEGE: **UC DAVIS**

Mayur Chaudhari joins the Carolina Panthers staff as a defensive assistant, bringing over 20 years of coaching experience to the staff. Most recently, Chaudhari served as an assistant special teams coach for the Los Angeles Chargers (2021) and Atlanta Falcons (2018-20).

In 2021, Chaudhari was part of a Chargers' special teams staff that helped kicker Dustin Hopkins finished tied for seventh in the NFL making 30 of his 34 field goal attempts (88.2%). Return specialist Andre Roberts earned second-team All-Pro honors after he led the NFL with 1,010 kick return yards, averaging 27.3 yards per return and added a 101-yard kick return for a touchdown.

During his three years with Atlanta (2018-20), Chaudhari's worked with kicker Younghoe Koo helping him develop into one of the NFL's top kickers. Named NFC Special Teams Player of the Month for November, Koo was part of a three-way tie for the most points scored in 2020, as his 37 made field goals led the NFL.

Chaudhari's first experience at the NFL level came in the summer of 2015 when he spent training camp with the Falcons as the club's Bill Walsh Minority Coaching Fellow. Prior to entering the NFL ranks in a full-time capacity, Chaudhari's coaching career spanned nearly two decades at the collegiate level. Chaudhari served as special teams coordinator at the University of Hawai'i (2016-17), adding the responsibility of working with the Rainbow Warriors' tight ends (2016), then defensive ends (2017).

In his first season with Hawai'i, Chaudhari worked closely with current Colts punter Rigoberto Sanchez, who was a perfect 13-of 13 on field goal attempts in 2016 and set the school-record for career punt average.

Chaudhari spent two seasons at NCAA Division II Lenoir-Rhyne University in Hickory, N.C., working with the special teams units for the Bears and coaching the secondary. Lenoir-Rhyne's punt unit, under Chaudhari's direction, ranked No. 4 the nation in net punt average and led the South Atlantic Conference. Two of his specialists earned All-SAC honors in 2015, while safety Kyle Dugger, an eventual second-round draft pick, was named SAC Defensive Freshman of the Year and safety Chris Shaffer was named First-Team All-SAC following the 2015 season, both under Chaudhari's guidance. In his first season with Lenoir-Rhyne, the Bears won the SAC and earned the top seed in the Division II playoff bracket.

Chaudhari spent one season at the United States Military Academy (2013), prepping the Black Knights' safeties at West Point, after holding a variety of roles at the U.S. Military Academy Prep School for the prior two years (2011-12). He served as special teams coordinator during each of his two seasons at the Prep School, while also working with the linebackers and wide receivers. Chaudhari also served as the preparatory institution's head track and field coach.


Chaudhari worked as the secondary coach at Virginia Military Institute (2010), working closely with the nickel defensive backs in the defensive unit's sub-package. He earned his role at VMI after two seasons as a graduate assistant at San Jose State (2008-09), assisting the special teams units, the linebackers group and the secondary. He returned to his alma mater, UC Davis (2007), as the linebackers coach, after spending one season as a defensive intern at Stanford University.

Chaudhari entered the coaching profession in 1998 at UC Davis, serving as an offensive assistant and as the team's video coordinator. He would remain with the Aggies for the following three seasons, serving in a variety of offensive coaching roles, while remaining the team's video coordinator. Following a break from the profession, he returned to coaching, tutoring the running backs at Menlo College (2005).

A native of San Jose, Calif., Chaudhari earned his bachelor's degree from UC Davis (2002). He is married to his wife, Leigh.

COACHING HISTORY

1998-99	UC Davis Offensive Assistant/Video Coordinator
2000	UC Davis Assistant Running Backs/Video Coordinator
2001	UC Davis Assistant Tight Ends/Video Coordinator
2005	Menlo College Running Backs/Video Coordinator
2006	Stanford Defensive Intern
2007	UC Davis Linebackers
2008-09	San Jose State Graduate Assistant
2010	Virginia Military Institute Safeties/Nickels
2011-12	US Military Academy Prep Special Teams/Secondary/Wide Receivers
2013	US Military Academy Safeties
2014-15	Lenoir-Rhyne Special Teams Coordinator/Secondary
2016	Hawai'i Special Teams Coordinator/Tight Ends
2017	Hawai'i Special Teams Coordinator/Defensive Ends
2018-20	Atlanta Falcons Assistant Special Teams
2021	Los Angeles Chargers Assistant Special Teams
2023-pres	Carolina Panthers Defensive Assistant



JONATHAN COOLEY

4TH NFL SEASON
1ST PANTHERS SEASON

SECONDARY/CORNERBACKS

COLLEGE: **JOHN CARROLL**

Jonathan Cooley is in his first season with the Carolina Panthers as the secondary/cornerbacks coach after spending the previous three seasons with the Los Angeles Rams, most recently served as the defensive backs coach.

In his first season as the defensive backs coach (2022), the Rams tied for seventh in the NFL with 16 interceptions and tied for the 10th-lowest opponent touchdown to interception ratio (1.44). Cornerback Jalen Ramsey tied for 11th in the NFL with four interceptions and second in passes defended (18), earning his sixth consecutive Pro Bowl nod.

As the assistant secondary coach (2021), working with Ejiro Evero, then the LA secondary coach, Cooley was a part of the Rams' Super Bowl championship with a top-flight defense. The secondary ranked fifth in opponent's passer rating (83.8) and third in interceptions (19). They finished second in the NFL with just 17 passing touchdowns allowed.

In 2019, Cooley was selected by the NFL for the Bill Walsh Diversity Coaching Fellowship after spending the season at the University of Akron as defensive backs coach (2019). Under his guidance, the Zips ranked second in the Mid-American Conference, despite having only one returning starter in the secondary entering the season.

Prior to Akron, Cooley coached the secondary and defensive backs at Kent State (2018) and the University of Tennessee-Chattanooga (2017), and was a defensive graduate assistant at Kentucky (2015-16).

Cooley spent two seasons as secondary coach at his alma mater, John Carroll University (2013-14) and coached

safeties at Bluffton University (2012) while he also served as the team's equipment manager. His first coaching job came as a defensive backs coach and assistant special teams coordinator at Millikin University (2011).

As a player at John Carroll, he was a four-year letter winner and finished in the top 10 in pass breakups for the Blue Streaks.

The Columbus, Ohio native earned his bachelor's degree from John Carroll (2011) and went on to earn an MBA and a second master's degree in sports leadership at Kentucky.

COACHING HISTORY

2011	Millikin University Defensive Backs
2012	Bluffton University Safeties
2013-14	John Carroll Secondary
2015-16	Kentucky Defensive Graduate Assistant
2017	Tennessee-Chattanooga Defensive Backs
2018	Kent State Secondary
2019	Akron Defensive Backs
2020	Los Angeles Rams Defensive Assistant/ Quality Control
2021	Los Angeles Rams Assistant Secondary
2022	Los Angeles Rams Defensive Backs
2023-pres	Carolina Panthers Secondary/ Cornerbacks



BRIAN DECKER

9TH NFL SEASON
1ST PANTHERS SEASON

VICE PRESIDENT OF TEAM DEVELOPMENT

COLLEGE: **EASTERN KENTUCKY**

Brian Decker is in his first season with the Carolina Panthers as the vice president of team development after spending the previous six seasons (2017-2022) with the Indianapolis Colts. Wide ranging, Decker's role encompasses several responsibilities from helping evaluate incoming players to developing players and coaches alike once they arrive.

Combining his military experience with the input of the general manager and head coach, Decker has developed a model and methods to assess the mindset of NFL prospects, using this information to onboard and develop the player approach to the game and team culture.

Prior to joining the Panthers, Decker most recently served as the Indianapolis Colts director of team development for three seasons (2020-22) after serving as the team's director of player development for two years (2018-19). He got his start in the NFL with the Cleveland Browns as a player personnel strategist and has consulted in all major professional sports on the selection and development of athletes.

An Army Special Forces Officer who retired in 2014 after achieving the rank of Lieutenant Colonel, Decker served twice in Operation Iraqi Freedom as a Special Forces Officer. His last assignment was commander of special forces assessment and selection. He oversaw the development and execution of the talent acquisition strategy to select future Green Berets.

Decker graduated from Eastern Kentucky and then earned his master's degree in defense analysis from the Naval Postgraduate School.

COACHING HISTORY

2014-15	Cleveland Browns Player Personnel Strategist
2017	Indianapolis Colts Player Personnel Strategist
2018-19	Indianapolis Colts Director of Player Development
2020-22	Indianapolis Colts Director of Team Development
2023-pres	Carolina Panthers Vice President of Team Development



DEVIN FITZSIMMONS

2ND NFL SEASON
1ST PANTHERS SEASON

ASSISTANT SPECIAL TEAMS

COLLEGE: **BUCKNELL**

Devin Fitzsimmons is in his first season with the Carolina Panthers as special teams assistant after serving in the same role with Arizona (2021-22). Fitzsimmons, now in his 23rd year coaching, has been part of special teams units in college and the NFL for the last 10 years.

With Arizona (2021), Fitzsimmons helped specialists, kicker Matt Prater and punter Andy Lee, post record-breaking seasons. Prater finished with 137 points, the second-highest total in Cardinals history and tied for the fourth-highest total in the NFL. Lee finished third in the league and established a franchise single-season record with a 49.0-yard gross punting average.

Fitzsimmons was the special teams coordinator/tight ends coach at Vanderbilt (2019-20) and served as assistant special teams coach with Detroit (2014-18). In 2015, Fitzsimmons served as the Lions' tight end coach for the final eight games of the season. In that span, the tight ends combined for 32 catches, 316 yards and four touchdowns.

During his five seasons with the Lions, Prater, then with Detroit, converted 86.3 percent of his kicks (132- of-153) and was selected to the Pro Bowl (2016), while punter Sam Martin averaged at least 43.0 yards per punt each year during Fitzsimmons' tenure. Long snapper Don Muhlbach earned Pro Bowl honors (2018), while returner Jamal Agnew earned first-team All-Pro recognition (2017) after posting a

league leading 15.4-yard punt return average and two punt return touchdowns.

Fitzsimmons was the special teams coordinator and tight ends coach at Delaware (2013) and an offensive assistant at Rutgers (2012), before his start in the NFL as an offensive quality control coach with Indianapolis (2011).

Starting his coaching career at Shaw University in Raleigh, N.C. (2005), Fitzsimmons served as the wide receivers coach at his alma mater, Bucknell (2006), before working on the collegiate level at Kansas State (2007-08), Virginia (2009), and Richmond (2010).

A Folsom, La. native, Fitzsimmons played quarterback and wide receiver at Bucknell and earned a bachelor's degree in history (2005). Fitzsimmons and his wife, Katie have a son, Liam, and daughter, Nora.

COACHING HISTORY

2005	Shaw University Quarterbacks
2006	Bucknell Assistant Wide Receivers
2007-08	Kansas State Coordinator of Football Operations/Graduate Assistant
2009	Virginia Graduate Assistant
2010	Richmond Tight Ends
2011	Indianapolis Colts Offensive Quality Control
2012	Rutgers Offensive Assistant
2013	Delaware Special Teams Coordinator/Tight Ends
2014-18	Detroit Lions Assistant Special Teams
2019-20	Vanderbilt Special Teams Coordinator/Tight Ends
2021-22	Arizona Cardinals Assistant Special Teams
2022-pres	Carolina Panthers Assistant Special Teams



PARKS FRAZIER

4TH NFL SEASON
1ST PANTHERS SEASON

PASSING GAME COORDINATOR

COLLEGE: **MURRAY STATE**

Parks Frazier is in his first season as the passing game coordinator for the Panthers. Frazier comes to Carolina after spending the last five seasons with Indianapolis, where he worked closely with Head Coach Frank Reich.

Starting the season as the Colts pass game specialist/assistant quarterbacks coach (2022), Frazier called offensive plays for the Colts in the second half of the season under interim head coach Jeff Saturday. As the signal caller, running back Jonathan Taylor was named AFC Offensive Player of the Week (Week 10), and guard Quenton Nelson was selected to his fifth Pro Bowl.

Frazier held numerous positions during his first four season with Colts, including assistant quarterbacks coach (2021), offensive quality control coach (2020), and began his tenure as assistant to the head coach (2018-19), providing assistance to Frank Reich by preparing the weekly practice plan, call sheets, scripts, as well as assisting with the scout team.

Before two seasons as an offensive graduate assistant at Arkansas State (2016-17), Frazier spent the fall of 2015 at Middle Tennessee State as a quality control coach and the spring of 2015 at Samford as their defensive quality control coach.

Frazier played quarterback for three seasons (2012-14) at Murray State following one season at Northeast Mississippi Community College. He began his college career at the University of Mississippi where he redshirted in 2010. He and his wife, Caroline, have one son, Trace.

COACHING HISTORY

- 2015 (Spring) Samford | Defensive Quality Control
- 2015 (Fall) Middle Tennessee State | Quality Control
- 2016-17 Arkansas State | Offensive Graduate Assistant
- 2018-19 Indianapolis Colts | Assistant to the Head Coach
- 2020 Indianapolis Colts | Offensive Quality Control
- 2021 Indianapolis Colts | Assistant Quarterbacks
- 2022 Indianapolis Colts | Pass Game Specialist/ Assistant Quarterbacks
- 2023-pres Carolina Panthers | Passing Game



PETER HANSEN

5TH NFL SEASON
1ST PANTHERS SEASON

LINEBACKERS

COLLEGE: ARIZONA

Peter Hansen joined the Carolina Panthers in 2023 as inside linebackers coach, bringing 14 years of coaching experience. Previously, Hansen was the linebackers coach for the Denver Broncos (2022), returning to the league after eight seasons in college.

Last season (2022), Hansen's linebacking corps contributed to one the NFL's top defenses as the Broncos ranked among the league leaders in a number of categories, including total defense (seventh – 320.0 yards per game), rushing defense (10th – 109.8), opponent third-down conversion percentage (second – 34.1%), opponent redzone touchdown rate (seventh – 51.1%) and defensive three-and-out percentage (fourth – 37.9). Linebackers Alex Singleton and Josey Jewell both established career highs in tackles and were one of three sets of teammates in the league to record at least 120 tackles and six tackles for loss that season. Singleton recorded 152 tackles, ranked ninth in the league, while Jewell notched 128 tackles and the first two interceptions of his career.

At the college level, Hansen has served as UNLV's defensive coordinator/inside linebackers coach from (2020-21) and with Stanford University (2008-10, 2014-19). He worked as a strength & conditioning coach (2008), defensive assistant (2009-10) and inside linebackers coach (2014-19) for the Cardinal.

During his second stint with Stanford, the team accumulated a 52-27 regular-season record and amassed five eight-win seasons. Stanford went to a bowl game in each of Hansen's first five seasons, winning four of the five contests. Part of a defensive coaching staff that helped Stanford produce a top three Pac-12 scoring defense each year from 2014-17, the team also finished in the top three in yards per game in 2014 (first – 287.4) and 2015 (third – 374.5).

Two of Hansen's charges at Stanford, Blake Martinez (Green Bay, 2016) and Bobby Okereke (Indianapolis, 2019) were selected in the NFL Draft. Martinez, led the Pac-12 in tackles (141) in 2015, while Okereke led the school in tackles in consecutive seasons (2017-18).

With San Francisco, Hansen spent three seasons as a defensive assistant/quality control coach (2011-13), as the 49ers collected a 36-11-1 regular-season record and advanced to three consecutive NFC Championship Games and one Super Bowl appearance.

An assistant coach at Palo Alto (Calif.) High School for four seasons (2004-07) prior to his first stint at Stanford, Hansen worked primarily with the tight ends and defensive ends. After his first two seasons on staff, Hansen was promoted to defensive coordinator (2006-07).

A two-sport athlete at the University of Arizona, Hansen played both football and basketball and earned second-team All-Pac 10 honors (2000) as a special teams performer in football.

A Palo Alto, Calif. native, Hansen and his wife, Stephanie, have two daughters, Georgia and Halle, and one son, Isaiah.

COACHING HISTORY

2008	Stanford Strength & Conditioning
2009-10	Stanford Defensive Assistant
2001-13	San Francisco 49ers Defensive Assistant/ Quality Control
2014-19	Stanford Inside Linebackers
2020-21	UNLV Defensive Coordinator/Inside Linebackers
2022	Denver Broncos Linebackers
2023-pres	Carolina Panthers Linebackers



DEANGELO HALL

1ST NFL SEASON
1ST PANTHERS SEASON

ASSISTANT DEFENSIVE BACKS

COLLEGE: **VIRGINIA TECH**

DeAngelo Hall makes his coaching debut with the Carolina Panthers as assistant defensive backs coach. A three-time Pro Bowl selection and multi-year team captain, Hall enjoyed a 14-year NFL career as a defensive back, playing for Atlanta (2004-07), Oakland (2008) and Washington (2008-17).

Originally selected by the Falcons with the eighth overall pick in the 2004 NFL Draft, Hall finished with 43 interceptions, including five returned for touchdown. He tied an NFL record by recording four interceptions in a single game at Chicago (10/24/10). He also holds the NFL record for most fumble return yardage in a career (328), while his five career fumble return touchdowns rank second behind Hall of Famer Jason Taylor.

Hall earned his first Pro Bowl selection in 2005 with the Falcons, after leading the team with a career-high six interceptions. Hall earned his second career Pro Bowl selection the following season in 2006 after tallying 56 tackles, a team-high four interceptions, one fumble recovery and a career-high 16 passes defended. According to STATS Inc., less than half (48.7 percent) of the passes thrown his direction were completed that season.

Hall earned his third career Pro Bowl selection in 2010 with Washington after notching a team-leading and career-high tying five interceptions. The five interceptions were tied for the fifth-most in the NFL that season and Hall's eight total takeaways tied for most in the NFL.

Prior to his start in coaching, Hall worked as an analyst for NFL Network, beginning in 2019, appearing on various NFL Network shows such as Total Access and Good Morning Football: Weekend, as well as NFL Network's on-location coverage of such events as the Super Bowl and training camps.

A native of Chesapeake, Va., Hall played three seasons at Virginia Tech, recording eight interceptions, two forced fumbles, one fumble recovery and seven receptions for 86 yards with one touchdown. He also returned 56 punts for 839 yards and five touchdowns. His five punt returns for touchdowns rank second in Big East Conference history. He earned first-team All-America honors as a punt returner as a junior and was a semi-finalist for the Jim Thorpe Award. In 2016, Hall was inducted into the Virginia Tech Sports Hall of Fame.

Hall and his wife, Jada, have six children: Tyrel, Mya, TaLia, Bre, and twins, Tré and DJ.

COACHING HISTORY

2023-pres Carolina Panthers | Assistant Defensive Backs



SHAWN JEFFERSON

18TH NFL SEASON
1ST PANTHERS SEASON

WIDE RECEIVERS

COLLEGE: **CENTRAL FLORIDA**

Shawn Jefferson serves as the Panthers wide receivers coach, his first season in Carolina after holding the same role for the Arizona Cardinals the last two seasons (2021-22). Spending the last 17 years as an NFL assistant, with Detroit, Tennessee, Miami, New York Jets and Arizona, Jefferson played wide receiver for 13 seasons with San Diego, New England, Atlanta, and Detroit, finishing with 470 receptions for 7,023 yards and 29 touchdowns.

Adding associate head coach to his title in his final season with Arizona (2022), Jefferson helped the Cardinals receivers ranked fifth in the NFL in receptions (433) and eighth in yards after the catch (2,058). Wide receiver DeAndre Hopkins led the way, tallying 717 receiving yards and three receiving touchdowns on 64 catches in just nine games.

In 2021, the Cardinals had 4,276 net passing yards, averaging 251.5 yards per game, the 10th best in the NFL, and scored 435 points, the 10th most in the league. Hopkins had a team-leading eight receiving touchdowns despite missing seven games due to injury while Christian Kirk established career highs in receptions (77) and receiving yards (982).

With the Jets (2019), New York's offense became one of just seven teams in the league to have a pair of players (wide receivers Robby Anderson and Jamison Crowder) each post 50+ receptions, 700+ yards and at least five touchdowns. Crowder set a career high with 78 receptions and led the team with six TD receptions that season.

Prior to joining the Jets, Jefferson spent three seasons coaching wide receivers in Miami (2016-18), adding the title of assistant head coach, offense (2018). With the Dolphins, he helped wide receiver Jarvis Landry earn Pro Bowl honors in each of those three years, while catching 287 passes over that period of time. Dolphins wide receivers had 52 touchdowns in that span, tied for sixth-most in the NFL while also accounting for 70.8 percent of the team's receptions, the second-highest percentage in the league.

Jefferson spent three seasons (2013-15) with the Titans as wide receiver Kendall Wright finished seventh in the league with 94 receptions and posted his first 1,000-yard season (1,079) in just his second year in the league (2013). Wide receivers Nate Washington (2013-14) and Justin Hunter (2013-14) each averaged at least 16.0 yards per catch during his tenure in Tennessee.


Beginning as a coaching assistant (2005), Jefferson spent eight seasons in Detroit, moving up to wide receivers coach where he served from 2008-12. During his time with the Lions, Jefferson tutored Calvin Johnson - who was selected to the Pro Football Hall of Fame (2021) - and helped the receiver set the NFL single-season record with 1,964 receiving yards (2012). During the five seasons with Jefferson as his position coach, Johnson was selected to three Pro Bowls (2010-12), led the NFL in receiving yardage twice (2011-12), had four 1,000-yard seasons (2008; 2010-12) and caught 50 touchdowns. Johnson had season averages of 88 receptions for 1,416 yards (16.1 average) and 10 touchdowns in five years with Jefferson as his position coach.

Jefferson got into coaching after a 13-year playing career with the Chargers (1991-95), Patriots (1996-99), Falcons (2000-02) and Lions (2003). After entering the league with the Houston Oilers as a ninth-round selection in the 1991 NFL Draft, Jefferson appeared in 195 games (130 starts) and played in 12 postseason games, including Super Bowl XXIX and Super Bowl XXXI.

A native of Jacksonville, Fla., Jefferson played receiver for three years (1988-90) at the University of Central Florida. He and his wife, Marla, have two daughters, Paige and Faith and a son, Van, who was selected by the Rams in the second round of the 2020 NFL Draft out of the University of Florida.

COACHING HISTORY

2006	Detroit Lions Offensive Assistant
2007	Detroit Lions Assistant Wide Receivers
2008-12	Detroit Lions Wide Receivers
2013-15	Tennessee Titans Wide Receivers
2016-17	Miami Dolphins Wide Receivers
2018	Miami Dolphins Wide Receivers, Assistant Head Coach - Offense
2019-20	New York Jets Assistant Head Coach/ Wide Receivers
2021	Arizona Cardinals Wide Receivers
2022	Arizona Cardinals Associate Head Coach/Wide Receivers
2023-pres	Carolina Panthers Wide Receivers



ROBERT KUGLER

3RD NFL SEASON
2ND PANTHERS SEASON

ASSISTANT OFFENSIVE LINE

COLLEGE: **PURDUE**

Robert Kugler is in his second season with the Panthers as the assistant offensive line coach. Before coming to Carolina, Kugler held the same position for Houston (2021), working with current Panthers offensive line coach James Campen.

In his first season with Carolina (2022), Kugler assisted in leading a dramatically improved offensive line from the year before. After having 13 different starting lineups along the line and giving up 52 sacks (2021), the unit started just two different offensive line combinations and allowed just 36 sacks (2022). The line keyed one of the NFL's most productive running games down the stretch, as over the final 12 weeks of the season, Carolina ranked fifth in rushing attempts (359), fourth in rushing yards (1,668), and 10th in yards per rush (4.65). The Panthers rushed for more than 160 yards in seven of the final 11 games, including three games of more than 200 yards. That included a franchise-best 320 yards in a 37-23 victory in Week 16 against the Lions, part of an offensive performance that also resulted in another franchise record – 570 total net yards.

During the final 12 weeks of the season, the Panthers also tied for the third-fewest sacks allowed (17), ranked 10th in sacks per passing attempt (5.8%), and were eighth in average time for a quarterback to throw (2.94 seconds).

Kugler was previously an offensive quality control coach at Appalachian State in Boone, N.C. (2020), helping the Mountaineers finish sixth in FBS in rushing yards per game (265.6). Before that, he was a graduate assistant at the University of Washington (2018-19) and at the University of Texas-El Paso (2017).

At Purdue (2012-15), Kugler was a mainstay on the offensive line during his career with 43 consecutive starts at center and was twice voted a captain by his teammates. Named to the 2015 Rimington Trophy watch list, he garnered All-Big Ten honorable mention recognition and was invited to play in the 2015 East/West Shrine Game. He signed a free-agent deal with the Buffalo Bills (2016) and spent the offseason with the team.

Kugler graduated from Purdue (2015) with a double major in history and political science. He and his wife, Emily, have a son, Anthony.

COACHING HISTORY

2017	Texas-El Paso Graduate Assistant
2018-19	Washington Graduate Assistant
2020	Appalachian State Offensive Quality Control
2021	Houston Texans Assistant Offensive Line/Offensive Assistant
2022-pres	Carolina Panthers Assistant Offensive Line



**GEORGE
LI**

**13TH NFL SEASON
1ST PANTHERS SEASON**

GAME MANAGEMENT COORDINATOR

COLLEGE: **UC RIVERSIDE**

George Li joins the Carolina Panthers staff in 2023 as the game management coordinator after spending the last five seasons with the Indianapolis Colts in the club's senior football strategy analyst/game management position.

With the Colts, Li provided analytical research to the coaching and personnel staffs, advised the head coach on game management situations and served as an officiating expert on rule changes/points of emphasis, penalty trends and replay reviews. During his time with Indianapolis, the Colts ranked fifth in both fewest penalties (5.6 per game) and penalty margin (68 fewer penalties than opponents). Their 15 successful challenges during that span were tied for fourth most, including 8 of 11 challenges being successful from 2021-22 (first in successful challenges, third in successful challenge percentage – 73%).

Prior to the Colts, he worked for the Oakland Raiders in various roles for seven seasons (2011-17), starting as a defensive assistant for defensive coordinator Chuck Bresnahan (2011) to most recently serving as the team's director of coaching analytics. With his input (2012-17), the Raiders were successful on 17 of 31 challenges, ranking fourth with a successful challenge rate of 55%. In 2016, he was part of an Oakland staff that went 12-4 and reached the playoffs for the first time since 2002.

Before joining the Raiders, Li covered the NFL for 5 seasons at NFL Network most recently as lead researcher and was also a researcher at ESPN.

Li graduated from UC Riverside with a degree in business administration (2003). He and his wife, Denise, have a daughter, Taylor, and son, Joshua.

COACHING HISTORY

2011	Oakland Raiders Defensive Assistant
2012-17	Oakland Raiders Director of Coaching Analytics
2018-22	Indianapolis Colts Senior Football Analyst/Game Management
2023-pres	Carolina Panthers Game Management Coordinator



JOHN LILLY

3RD NFL SEASON
1ST PANTHERS SEASON

TIGHT ENDS

COLLEGE: **GUILFORD COLLEGE**

John Lilly joined the Carolina Panthers as tight ends coach in 2023 after serving the last three seasons (2020-22) in the same role at the University of North Carolina. He has also spent time with the Cleveland Browns, Los Angeles Rams, University of Tennessee, University of Georgia, and Florida State University in his over 30-year coaching career.

In his three seasons with the Tar Heels, Lilly's tight end group contributed to an offense that finished in the top 15 in total offense each season and set a program record in 2020.

In 2022, Lilly's tight ends caught 79 passes for 1,087 yards, leading all Atlantic Coast Conference tight ends in receiving yards and ranking third among Power 5 schools. North Carolina ranked 10th in total offense in 2021 and fifth in the nation in 2020, with that 2020 squad setting school records with 537.2 yards and 41.7 points per game.

Lilly came to North Carolina after coaching tight ends for the Cleveland Browns (2019). That season, the tight ends produced the fourth-most touchdown receptions in the NFL and Lilly's unit was one of only two groups in the league that had four different tight ends catch a touchdown pass.

At the University of Tennessee as the assistant to the head coach (2018) following a season with the Los Angeles Rams as tight ends coach (2016), Lilly coached tight ends at the University of Georgia (2008-15). During those eight seasons, the Bulldogs won 74 games, including five bowl victories and two SEC East titles. He was part of several record-setting seasons: 72 touchdowns (2012), 484.14 yards per game (2013), and 41.3 points per game (2014). He also helped shape future NFL draft picks Orson Charles (fourth round) and Arthur Lynch (fifth round).

As the Bulldogs' interim offensive coordinator during their bowl games following the 2014 and 2015 seasons, Lilly called plays during a 37-14 win over Louisville in the 2014 Belk Bowl and in a 24-17 victory over Penn State in the 2016 Tax Slayer Bowl.

Lilly also guided Georgia's punt unit, which included Ray Guy Award winner Drew Butler, who led the nation in net punting average (41.95) and was named a consensus All-American (2009). He also worked with NFL kicker Blair Walsh.

Prior to his time at Georgia, Lilly spent 13 seasons at Florida State. He started as a videographer (1995) before becoming a graduate assistant (1996-97) and ultimately the tight ends coach and recruiting coordinator for 10 years (1998-2007).


During his tenure, the Seminoles won the 1999 National Championship.

Lilly began his coaching career as an assistant coach at Northwest Guilford High School in Greensboro, N.C. (1991-94). As a player, he played quarterback, wide receiver and special teams at Guilford College in Greensboro, N.C.

Lilly is married to the former Cheryl Brown, and they have two daughters, Allison Catherine, and Abigail Christine, and one son, Caleb Jackson.

COACHING HISTORY

1995-97	Florida State Graduate Assistant/ Videographer
1998-2007	Florida State Tight Ends/Recruiting Coordinator
2008-13	Georgia Tight Ends
2014-15	Georgia Special Teams Coordinator/ Tight Ends
2016	Los Angeles Rams Tight Ends
2018	Tennessee Assistant to the Head Coach
2019	Cleveland Browns Tight Ends
2020-22	North Carolina Tight Ends
2023-pres	Carolina Panthers Tight Ends



TEM LUKABU

6TH NFL SEASON
1ST PANTHERS SEASON

OUTSIDE LINEBACKERS

COLLEGE: COLGATE

Tem Lukabu joins the Carolina Panthers in 2023 as outside linebackers coach after three seasons as the defensive coordinator at Boston College. Lukabu brings 15 years of coaching experience, including five in the NFL, to the team.

In 2022, Boston College ranked in the top-50 nationally in several defensive categories, including first downs allowed (240, 38th), passing yards allowed per game (211.2, 44th) and team tackles for loss per game (6.8, 26th). Sophomore defensive end Donovan Ezeiruaku was named All-ACC Second Team after finishing the season ranked second in the ACC in sacks per game. Additionally, five other players, at all three levels of the defense, earned All-ACC Honorable Mention.

Under Lukabu's direction, the Eagles ranked third nationally with 173.5 passing yards allowed per game (2021). The Eagles were also top-30 nationally in six other defensive categories. Four members of his defense earned All-ACC honors, including a second-team, third-team and two honorable mentions. In his first season at Boston College (2020), Lukabu oversaw a defense that jumped from finishing 125th in total defense the year prior to his arrival to 73rd.

Lukabu served as the linebackers coach for the Cincinnati Bengals (2019) and coached the linebackers at Mississippi State (2018) and helped a defensive unit finish the season ranked first in FBS and the SEC, with two starters earning All-SEC honors.

From 2016-17, Lukabu served as the defensive quality control coach with the San Francisco 49ers. He worked primarily with the 49ers' linebackers (2016), before shifting his focus to the team's secondary (2017).

In 2015, Lukabu served as the defensive line coach at Florida International University. In 2014, he served as the outside linebackers coach at his alma mater, Colgate University.

Prior to his time at Colgate, Lukabu spent two seasons (2012-13) as a defensive assistant for the Tampa Bay Buccaneers. He joined Tampa Bay following two seasons at Rutgers (2010-11), and two at the University of Rhode Island, where he coached outside linebackers at both stops.

A former linebacker himself, Lukabu was a four-year letterman and three-year starter at Colgate (2000-03). He helped the Raiders to back-to-back Patriot League titles and was named the conference's Defensive Player of the Year in both 2002 and 2003. He was a first-team All-Patriot League selection both seasons and was named a third-team AP All-American.

Lukabu was born in Kinshasa, the capital and largest city in the Democratic Republic of the Congo in central Africa. He earned a bachelor of arts degree in history with a minor in political science from Colgate (2004). He and his wife, Kate, have three children — daughters, Zaida, Kamryn, and son Pax.

COACHING HISTORY

2008-09	Rhode Island Outside Linebackers
2010-11	Rutgers Outside Linebackers
2012-13	Tampa Bay Buccaneers Defensive Assistant
2014	Colgate Outside Linebackers
2015	Florida International Defensive Line
2016-17	San Francisco 49ers Defensive Quality Control
2018	Mississippi State Linebackers
2019	Cincinnati Bengals Linebackers
2020-22	Boston College Defensive Coordinator
2023-present	Carolina Panthers Outside Linebackers



BOBBY MAFFEI

2ND NFL SEASON
2ND PANTHERS SEASON

DEFENSIVE QUALITY CONTROL

COLLEGE: **NEBRASKA**

Bobby Maffei is in his second season with the Carolina Panthers, and first as a defensive quality control coach after spending 2021 as a defensive assistant. Prior to Carolina, Maffei spent the previous two seasons as defensive analyst at the University of Nebraska.

In 2022, Maffei contributed to a defense that ranked 13th in the NFL in points per game (21.0), 10th in rushing defense (116.3), and fifth in takeaways (11) over the course of the final 12 games of the season. He worked closely with the secondary and took on a larger role after staff changes in October 2022. Second-year cornerback Jaycee Horn paced the team with three interceptions, while fellow corners Donte Jackson and CJ Henderson added two each.

With Nebraska, the Husker defense finished 36th nationally in scoring defense (2021), allowing 22.7 points per game against a schedule that featured eight teams that won nine games. The opponents points per game average was the lowest for a Nebraska defense since 2010. During his one season as special teams coordinator at Richmond (2019), the Spiders ranked second nationally in the FCS in kickoff returns. He also served as a defensive assistant while at Richmond.

Maffei spent two seasons at Baylor (2017-18) as a defensive quality control coach and also spent time at Temple where he served as a defensive graduate assistant (2014-15). He also worked at Tennessee Tech (2016) and Central Connecticut State (2011-13).

Maffei earned his bachelor's degree from Nebraska (2011) and his master's degree from Temple (2016). He is married to the former Diana Curti.

COACHING HISTORY

2011-13	Central Connecticut State Wide Receivers/ Special Teams Coordinator
2014-15	Temple Defensive Graduate Assistant
2016	Tennessee Tech Cornerbacks
2017-18	Baylor Defensive Quality Control
2019	Richmond Special Teams Coordinator
2020-21	Nebraska Defensive Analyst
2022	Carolina Panthers Defensive Assistant
2023-pres	Carolina Panthers Defensive Quality Control



JOSH McCOWN

1ST NFL SEASON
1ST PANTHERS SEASON

QUARTERBACKS

COLLEGE: **SAM HOUSTON STATE**

Drawing on his 18 seasons as an NFL quarterback, Josh McCown moves to the sidelines for his first season as the quarterbacks coach for the Carolina Panthers in 2023.

McCown's local connection and coaching experience extends back to 2010, when he served as a volunteer quarterbacks coach for Marvin Ridge High School in Waxhaw, N.C. (2010-11). He later balanced playing in the NFL while also serving as the quarterbacks coach for Myers Park High School in Charlotte (2019) where his sons, Owen and Aiden played. After originally announcing his retirement following the 2018 season, he began coaching at Myers Park, but then signed with the Philadelphia Eagles following their quarterback injuries. He continued to coach, flying back to Charlotte twice a week in-season to juggle his playing and coaching responsibilities. That season, Myers Park went 12-1, advancing to the state 4A semifinals.

Originally selected by the Arizona Cardinals in the third round (81st overall) of the 2002 NFL Draft, the first start of McCown's playing career came against the Panthers on Dec. 14, 2003, a game in which he scored his first career rushing touchdown. He finished his career with 102 games played (76 starts), totaling 17,731 passing yards on 1,584-of-2,633 passing (60.2 percent) with 98 touchdowns and 82 interceptions. He also rushed for 1,106 yards on 248 attempts (4.5 avg.) and 13 touchdowns. A member of 10 teams during his career, including the Panthers (2008-09), he also spent time with Arizona (2002-05), Detroit Lions (2006), Oakland Raiders (2007), Chicago Bears (2011-13), Tampa Bay Buccaneers (2014), Cleveland Browns (2015-16), New York Jets (2017-18), Philadelphia (2019-20), and Houston (2020). He also played for the UFL's Hartford Colonials (2010).

McCown recorded a career-best 109.0 passer rating, throwing for 1,829 yards and 13 touchdowns with one interception in five starts for the Bears (2013), and set career highs in passing yards (2,926), completions (267), passing touchdowns (18), completion percentage (67.3%) and rushing touchdowns (five) in his Team MVP season with the Jets (2017). He is one of 23 quarterbacks all-time to play in a game at age 39 or older and one of only three to win Player of the Week awards in both the AFC and NFC since 2013 (Tom Brady and Ryan Fitzpatrick).


Throughout his career, McCown was recognized not only for his play, but for his presence in the locker room and

meeting rooms. During his career, McCown won a number of team awards, including the Curtis Martin Team MVP with the Jets (2017), and the Piccolo Award given annually to the teammate that exemplifies courage, loyalty, teamwork and dedication with the Bears (2014). In 2015, he was nominated by the Cleveland Browns for the NFL's Art Rooney Sportsmanship Award and also earned the Dino Lucarelli Good Guy Award from the Cleveland media.

McCown spent his final collegiate season at Sam Houston State University (2001) after playing three seasons for SMU (1998-2000). During his season with the Bearcats, he set single-season school records in completions (259), passing yards (3,481) and touchdowns (32) and was named Southland Football League Player of the Year. He attended Jacksonville (Texas) High School and was named the East Texas Player of the Year as a senior (1997). He also played basketball and earned All-District second team honors as a senior. His brother, Luke McCown, played 10 seasons in the NFL and appeared in 62 games.

COACHING HISTORY

2023-pres Carolina Panthers | Quarterbacks



JAMEL MUTUNGA

2ND NFL SEASON
1ST PANTHERS SEASON

OFFENSIVE ASSISTANT

COLLEGE: **GETTYSBURG COLLEGE**

Jamel Mutunga starts his first season with the Carolina Panthers as an offensive assistant. For Mutunga, this is second season in the NFL after he spent the previous season as the offensive assistant through the Tony Dungy Diversity Coaching Fellows for the Indianapolis Colts (2022).

Before starting his NFL career, Mutunga spent two seasons (2020-21) as an offensive assistant at Rutgers University and three seasons (2017-19) on staff at Princeton, where he coached the Tigers' running backs and helped Princeton's offense become one of the most prolific units in the FCS.

Princeton's backfield shined under the watch of Mutunga, as the Tigers produced the Ivy League's top rushing offense in three consecutive seasons. Princeton went 8-2 in 2019, undefeated in 2018 and showcased back-to-back top-10 FCS team rushing totals in 2017 and 2018. His backs earned all-league recognition multiple times.

During his Princeton tenure, Mutunga took part in the Bill Walsh Minority Coaching Fellowship with the Atlanta Falcons. Mutunga worked with the Falcons' running backs and wide receivers and also assisted with special projects for head coach Dan Quinn. Mutunga also took part in the program with the New York Jets in 2014.

Prior to his arrival at Princeton, Mutunga spent three seasons at Lehigh (2014-16) as running backs coach. The Mountain Hawks possessed the No. 6 offense in the FCS during his final season on staff, as his running back again earned all-league honors.

Mutunga's first collegiate coaching stop came at Muhlenberg, where he worked with the team's tight ends and running backs as an offensive assistant (2012-13). The program produced 16 wins during his two-year stint, which included an 8-3 record and an invitation to the ECAC South Atlantic Bowl in 2013.

A standout collegiate running back, Mutunga was a four-year letterwinner and three-year starter at Gettysburg College (2006-09). He totaled 2,804 career rushing yards and earned All-Centennial Conference honors three times. Mutunga tied a Centennial Conference record with five rushing touchdowns in one game and finished his career third on the Gettysburg all-time list with 38 touchdowns. A native of Bel Air, Md., Mutunga graduated from Gettysburg (2011) with bachelor's degrees in business administration and economics. He and his wife, Katie, have a son, Jaxon.

COACHING HISTORY

- 2012-13 Muhlenberg College | Tight Ends/Fullbacks
- 2014-16 Lehigh | Running Backs
- 2017-19 Princeton | Running Backs
- 2020-21 Rutgers | Offensive Quality Control
- 2022 Indianapolis Colts | Offensive Assistant
- 2023-pres Carolina Panthers | Offensive Assistant



DUANE STALEY

13TH NFL SEASON
1ST PANTHERS SEASON

ASSISTANT HEAD COACH/RUNNING BACKS

COLLEGE: **SOUTH CAROLINA**

Duce Staley is in his first season with the Carolina Panthers, serving as assistant head coach/running backs coach after joining the team from the Detroit Lions, where he spent the last two seasons in the same role. Staley, a Super Bowl winning player and coach, has combined for over 20 years in the NFL.

In 2022, Staley's running back group was part of one of the NFL's most productive offenses as the Lions finished among the NFL's leaders in most major categories, including total offense (fourth – 380.0 yards per game), passing offense (eighth –251.8), rushing offense (11th – 128.2) and points scored (fifth – 26.6) as the Lions finished with nine wins, the team's most since 2017. The team finished the season with 23 rushing touchdowns, tied for third in the NFL and the third-most in a single season in franchise history. Their 2,179 rushing yards were the team's most in a single season since 1997 and the seventh-most in franchise history overall.

Running back Jamaal Williams had a career year, setting a new single-season franchise record and leading the NFL with 17 rushing touchdowns, passing Barry Sanders' previous record of 16 rushing touchdowns (1991). Williams notched his first 1,000-yard rushing season, finishing 11th in the NFL with 1,066 yards becoming the first Lion to rush for 1,000+ yards in a single season since 2013.

In his first year in Detroit (2021). Staley helped the Lions reach the most yards per carry (4.42) in a season since 1998. Additionally, D'Andre Swift became the first Lions running back to produce 1,000 scrimmage yards in a season since 2014.

After an accomplished 10-year playing career as a running back in the NFL, Staley entered the coaching ranks as a coaching intern with the Philadelphia Eagles (2010). After his coaching internship, Staley was hired into a full-time role as a special teams quality control coach (2011) and earned multiple promotions throughout his 10 seasons on the Eagles staff.

In Staley's first season coaching running backs (2013), the Eagles' offense reached new heights, setting then franchise records in significant categories such as points, total net yards, touchdowns, passing yards, and fewest turnovers. He played a key role in the dominance of running back LeSean McCoy, who on several occasions has publicly attributed his career-best seasons to Staley's mentorship and coaching

during their time together in Philadelphia. McCoy earned first-team All-Pro and Pro Bowl honors after a career-high in rushing yards (1,607) and scrimmage yards (2,146), both of which led the NFL (2013). The following season (2014), McCoy finished third in the NFL in rushing with 1,319 yards en route to his second consecutive Pro Bowl berth.

Staley joined now-Panthers head coach Frank Reich in the offensive meeting rooms as assistants on Doug Pederson's coaching staff (2016). In Staley's second season with the group (2017), the rushing attack was a major factor in helping the club secure its first Super Bowl (LII) victory. The Eagles boasted the third overall rushing offense (132.2 ypg) in the NFL en route to their title.

Marked in his own playing career as a powerful, elusive rusher, Staley was a third-round draft selection (71st overall) by the Eagles (1997) out of South Carolina, where he rushed for 1,852 yards (1995-96). He was elected to South Carolina's Athletic Hall of Fame in 2012.

Staley played with Philadelphia for seven seasons (1997-2003) before finishing his career with the Pittsburgh Steelers (2004-06). He gained 5,785 yards during his career, including the fifth-most rushing yards (4,807) in Eagles history. He is one of just three players in Eagles history to eclipse 200 rushing yards in a single game (Van Buren and McCoy), and ranks sixth in team history with 7,305 total yards from scrimmage. He was voted the Eagles' offensive MVP three times (1998, '99, and 2002) and earned a Super Bowl XL championship ring with the Steelers (2005).

Dating back to his playing days, Staley has built a reputation as being active in the community, including his work with the Special Olympics and the First Steps early childhood education program. He launched the Catch 22 foundation to assist single mothers, and in 2003, traveled to Iraq, Kuwait, and Qatar as part of the USO Tour to greet U.S. troops stationed abroad.

A Columbia, S.C., native, Staley has five children, Davin, Damani, Dania, King, and Steele. He is married to his wife, Maria.

COACHING HISTORY

2011-12	Philadelphia Eagles Special Teams Quality Control
2013-17	Philadelphia Eagles Running Backs
2018-20	Philadelphia Eagles Assistant Head Coach/Running Backs
2021-22	Detroit Lions Assistant Head Coach/ Running Backs
2023-pres	Carolina Panthers Assistant Head Coach/ Running Backs



TODD WASH

17TH NFL SEASON
1ST PANTHERS SEASON

DEFENSIVE LINE

COLLEGE: **NORTH DAKOTA STATE**

Todd Wash is in his first season as defensive line coach for the Carolina Panthers, joining the team after holding the same position with the Detroit Lions the past two seasons (2021-22). Wash brings 27 years of coaching experience, including 16 seasons in the NFL, to the staff.

In 2022 with Detroit, Wash helped rookie defensive end Aiden Hutchinson become the first rookie and just the second defensive lineman in NFL history to produce 9.5 sacks, three interceptions and two fumble recoveries. Hutchinson garnered NFL Defensive Rookie of the Month in three consecutive months (November, December & January), while earning NFC Defensive Player of the Week once in Week 11 of the season.

Wash came to Detroit following an eight-season (2013-20) stint with the Jacksonville Jaguars, including serving as the team's defensive coordinator for the final five. In his five seasons (2016-20) as defensive coordinator, the Jaguars allowed the third-fewest net passing yards in the NFL, while tying for fifth in the league with 13 defensive touchdowns. Seven players earned a combined 10 total Pro Bowl nods as Jacksonville advanced to the 2017 AFC Championship game.

Prior to Jacksonville, Wash coached the Seattle Seahawks' defensive line for two years (2011-12), part of a defense that allowed the league's lowest passer rating (73.2) and third-fewest points per game (17.5) in that span.

Wash began his NFL career with the Tampa Bay Buccaneers (2007-10) as the team's defensive line coach.

Prior to the NFL, Wash spent 11 seasons with five different schools in the college ranks. He had two stints (2005-06; 2002-03) as the defensive line coach at his alma mater, North Dakota State, and also served as the defensive coordinator/linebackers coach at Missouri Southern State (2004), and as Nebraska-Kearney's defensive coordinator (2000-01).


He began his coaching career at Fort Lewis College (1996) as the team's defensive coordinator and was promoted to head coach/defensive coordinator for three seasons (1997-99).

A two-time All-North Central Conference outside linebacker at North Dakota State, Wash played on two national championship teams with the Bison in 1988 and 1990. He holds two degrees from NDSU, including a bachelor's degree in physical education and a master's in athletic administration.

Wash and his wife, Darci, have two daughters, Alyssa, and Jenae, and one son, Marcus. Darci was an All-America basketball player at NDSU, who played on three national championship teams and was inducted in the Bison Athletic Hall of Fame in 2012.

COACHING HISTORY

1996-99	Fort Lewis College Head Coach/Defensive Coordinator
2000-01	Nebraska-Kearney Defensive Coordinator
2002-03	North Dakota State Defensive Line
2003-04	Missouri Southern State Coaching Assistant
2005-06	North Dakota State Defensive Line
2007	Tampa Bay Buccaneers Defensive Quality Control
2008-10	Tampa Bay Buccaneers Defensive Line
2011-12	Seattle Seahawks Defensive Line
2013-15	Jacksonville Jaguars Defensive Line/Run Game Coordinator
2016-20	Jacksonville Jaguars Defensive Coordinator
2021-22	Detroit Lions Defensive Line
2023-pres	Carolina Panthers Defensive Line



BERT WATTS

3RD NFL SEASON
1ST PANTHERS SEASON

SAFETIES

COLLEGE: **CALIFORNIA-BERKELEY**

Bert Watts joined the Carolina Panthers in 2023 as the safeties coach after serving as the outside linebackers coach for the Denver Broncos in 2022. Watts brings 18 years of coaching experience to the Panthers staff.

Last season, Watts' outside linebackers contributed to one of the NFL's top defenses as the Broncos ranked in the top 10 in total defense (seventh - 320.0 yards per game), rushing defense (10th - 109.8), opponent third down conversion percentage (second - 34.1%), opponent redzone touchdown rate (seventh - 51.1%) and defensive three-and-out percentage (fourth - 37.9%).

Prior to Denver, Watts served as special teams coordinator/outside linebackers coach for Auburn University (2021) and helped Auburn reach its 43rd bowl game in program history and first since 2018.

In 2020, Watts coached linebackers at the University of Memphis, taking part in an 8-3 campaign and bowl victory as the defense ranked Top 20 nationally in red zone defense, turnovers forced, and fumbles recovered.

Over his three seasons at Fresno State (2017-19), Watts coached the team's linebackers (2017) before being promoted to defensive coordinator (2018-19). Fresno State posted a 26-14 record over the three-year span, including a 12-2 mark in 2018. The defense ranked third in scoring defense (14.1) in 2018 along with top 10 finishes in red zone defense (first), interceptions (fourth), passing efficiency defense (fifth) and turnover margin (ninth).

Before Fresno State, Watts spent four seasons (2013-16) as the defensive coordinator/defensive backs coach at the University of California-Davis. He also spent two seasons at the University of Colorado (2010-11) as defensive technical intern before his first stint with the Broncos as a staff assistant (2012).

In addition to his 14 years of collegiate coaching experience, Watts also coached high school football for two seasons and spent a season in the Austrian Football League. He served as defensive coordinator for the AFL's Raiffeisen Vikings (2007) before working as defensive backs coach at Bartram Trail High School (St. Johns, Fla.) in 2008 and defensive coordinator at Bishop Kenny High School (Jacksonville, Fla.) in 2009.

A three-year letterwinner at the University of California-

Berkeley, Watts led the Bears' defense with 80 tackles as a senior (2002) and was the recipient of the team's Joe Roth Award which is given to the player that exemplifies superior courage, attitude, and leadership. Watts earned his undergraduate degree in education from UC-Berkeley, before beginning his coaching career there as a graduate assistant.

He is married to Lyndsay Graubard-Watts, and the couple has two children, Vedder, and Willow.

COACHING HISTORY

2004-05	California, Berkeley Graduate Assistant
2007	Raiffeisen Vikings (Austria) Defensive Coordinator
2008	Bartram Trail HS (St. Johns, Fla.) Defensive Backs
2009	Bishop Kenny HS (Jacksonville, Fla.) Defensive Coordinator
2010-11	Colorado Defensive Technical Intern
2012	Denver Broncos Staff Assistant
2013-16	UC Davis Defensive Coordinator/ Defensive Backs
2017-19	Fresno State Defensive Coordinator/ Linebackers
2020	Memphis Linebackers
2021	Auburn Special Teams Coordinator/ Outside Linebackers
2022	Denver Broncos Outside Linebackers
2023-pres	Carolina Panthers Safeties

PANTHERS STAFF



Morgan Abdalla
Ticket Sales Coordinator



Clancey Adams
Live Events Manager



Paul Adams
Electrician



Pooja Adial
Senior CRM Manager



Bonnie Almond
Senior Director of
Operations & Events



Riley Ammons
Premium Services
Assistant



Parker Andrews
Senior Partnerships
Analytics Coordinator



Dana Arden
Payroll Manager



Heather Arledge
Historical & Legends
Coordinator



Kristen Balboni
Team Reporter/Host/
Producer



Brian Ballard
Sports Field Coordinator



Thomas Barbeau
Strength & Conditioning Assistant



Jennifer Barrett
Ticket Operations
Manager - Special
Events



Jason Bastian
Game Day & Events
Manager



Don Beaver
Media Asset & Workflow
Specialist



Jessica Beckenstein
Head Coach Support &
Operations Manager



Braiden Bessey
IT Support Engineer



Austin Blalock
Structural Maintenance
Assistant



Mike Bonner
Senior Director/
Executive Producer -
Game Presentation and
Production



Chris Brannon
Communications
Coordinator

PANTHERS STAFF



Emily Bray
Partnership Strategy
Coordinator




Ryan Brewer
Senior Marketing
Coordinator



Kelly Bright
Editor/Videographer



Mike Brown
Vice President - Ticket
Sales & Services



Caleb Bryan
Assistant Sports Field
Manager



Adam Butler
Broadcast Operations
Manager



Christopher Butts
Broadcast/Digital Media
Producer



Caitlyn Campbell
Graphic Designer



Cindy Capouis
Executive Assistant
- Legal



TJ Carney
Director of InfoSec &
Infrastructure



Sydnee Carter
Ticket Services
Representative




Mike Chambers
Ticket Sales Account
Executive



Hannah Chandarana
Ticket Services Manager



Melvin Chaney
Training Coordinator



Jack Chapman
Long-Form Video
Manager



Reggie Christmas
Graphic Designer



Randy Chun
Sports Field Assistant



Shawn Clisso
Accountant



Caleb Cochrane
Audio Visual Technician



Jill Cole
Community Relations
Manager

PANTHERS STAFF



Erin Collums
Senior Performance
Marketing Manager



Ryan Conaghan
Premium Sales Account
Executive



Benjamin Contrino
Football Analytics
Coordinator



Lizzy Crumpton
Corporate Partnerships
Assistant



Mia Cunningham
Accountant



Anthony Darr
Partnership Strategy
Coordinator



Justin Davidov
Football Administration
Coordinator



Cal Davies
Youth Programs
Coordinator



Quentin DeBerry
Director of Inclusion &
Belonging



Matthew "Los" Delgado
Chief of Staff



Elise DeLuca
Youth Football
Coordinator



Thomas Delves
Producer



Angela Denoegan
Senior Social Media
Manager



John Diggs
Director of Safety &
Compliance



Sydney Ditmar
Production Manager



James Doswell
IT Support Engineer



Justin Drum
Director of Event
Presentation &
Production



Kentrell Durant
Security Shift Supervisor



Breelee Elliott
Security Shift Supervisor



Ed Elowson
Operations & Vendors
Manager

PANTHERS STAFF



Dylan Evans
Ticket Operations
Manager



Hannah Fairman
Executive Assistant to
the Chief Commercial
Officer



Riley Fields
Director of Community
Relations



Trip Foreman
Football Operations
Manager



Matthew Fowler
Live Events Coordinator



Mark Francis
Paralegal



Carl Franklin
Facility Maintenance &
Repair Assistant



Darin Gantt
Senior Writer/Managing
Editor



Luis Garcia
IT Infrastructure
Support Engineer



Bryce Garvey
Director of Ticket Sales
& Services



Eric Garvey
Ticket Sales Manager



Ryan Gaylets
Senior Graphics
Designer



Khara Gibson-Taylor
Digital Partnerships
Coordinator



Joey Glennon
Assistant Video Director



Randy Goforth
Stadium Security
Manager



Samantha Goldman
Partnership Analytics
Coordinator



Don Gordon
Director of Facilities



Alex Grant
Digital Video Manager



Darius Green
Ticket Sales Account
Executive




John Grilo
Ticket Operations
Assistant

PANTHERS STAFF



Dr. Nancy Gritter
Head Team Physician &
Internist



Andy Gustafson
Live Events Producer



Jamie Guy
Video Coordinator



Dr. William Hammonds
Team Ophthalmologist



Ryley Harbour
Game Day & Events
Specialist



Ken Harrill
Mascot Coordinator



Connor Harrison
Digital Video Producer/
Cinematographer



Tracie Hartman
Culinary Director



Andre Haston
Compliance &
Standards Manager



Bryant Hatley
Sports Field Assistant



Scott Hayward
Video Assistant



Rylee Hehir
Performance Marketing/
Coordinator



Dr. Jim Herron
Team Dentist



Jason Hill
Receiving & Storage
Coordinator



Isabel Holland
Partnership Strategy
Coordinator



BreShawn Holley
Stadium Operations Assistant



Andrew Horning
Ticket Sales Account
Executive



Gerri Huff
Security Officer



Cameron Hutchinson
Director of Partnerships
Success & Strategy



TomEthel Jallah
Marketing Automation
Manager

PANTHERS STAFF



Jaiquawn Jarrett
Player Affairs Manager



Morgan Jenkins
Digital Experience Assistant



Kalen Karahalios
Director of Marketing



Jamal Kearney
Equipment Assistant



Jeremy Kelley
Director of Legend Affairs



Andrew King
Assistant Sports Field Manager



Jill Kirson
Social Media Producer



David Langton
Executive Prodcer-Radio



Chandalae Lanouette
Entertainment Manager



Mike Larsson
Total Rewards Manager



Kendall Leatherman
Partnerships Success & Strategy Manager



Samantha Leibowitz
Executive Assistant - Owner's Office



Brent Lester
Sports Field Assistant



Daniel Leverton
Ticket Operations Coordinator



Eddie Levens
Vice President of Compliance & Operations



Dr. Scott Lindblom
Team Internist



Bryan Lodigiani
Vice President of Business Strategy & Analytics



Jaime Logan
Ticket Sales Account Executive



Danny Losito
Director of Sports Fields & Grounds



Dillon Love
Communications Coordinator

PANTHERS STAFF



Henry Lowe
Security Shift Supervisor



Mike Mahoney
Corporate Partnerships
Sales Executive



Nevin Markel
Team Chiropractor



Lindsay Marr
Special Event Sales
Manager



Amy Martin
Senior Broadcasting
Manager



Chris Matz
Locker Room Equipment &
Warehouse Coordinator



Mike Maus
Network Engineer



Corey Miller
Assistant Strength &
Conditioning



Griffin Miller
Partnership Strategy
Coordinator



Travis Misner
Corporate Partnerships
Sales Executive



Dave Mongon
Vice President of
Project Development



David Monroe
Historian



Dan Moose
Structural Maintenance
Assistant



Meaghan Moriarty
Entertainment Manager



Skylan Morris
Special Event
Operations Manager



David Nelson
Senior Director of TSE
Events and Premium Sales
& Services



Dan Nettles
Head of Digital Video
Production



Tracey Nicholas
Executive Assistant to
the President



Jonathan Norman
Senior Director of
Business Development



Karen Ocwieja
Assistant Athletic
Trainer

PANTHERS STAFF



Dan O'Neill
Vice President of
Corporate Partnerships



Danny O'Toole
Assistant Equipment
Manager



Kasey Parker
Event Operations
Assistant



Rob Paul
Manager of Production



Dr. JoAnne Perry
Mental Health Clinician



Zack Peters
Junior Software Developer



Sean Phaler
Senior Director of Digital
Marketing



Mike Phillips
Football Solutions &
Software Manager



Meagan Pillar
Ticket Sales Account
Executive



Brian Pille
Human Resources
Business Partner



James Plyler
Senior Director of
Finance/Controller



Ken Polk
Accounting Manager



Tim Rabas
Human Performance
Assistant



Jamie Radford
Electrician



Brenna Ramsey
Special Event
Operations Coordinator



JD Rast
Football IT Support
Manager



Gerard Reyes
Maintenance Supervisor



Dr. Jonathan Riboh
Team Orthopedist



Kenny Richmond
Junior Photographer



Dennis Riggs
Sports Field Assistant

PANTHERS STAFF



Ricky Robbins
Team Security Assistant



Caitlin Roberts
Senior Premium
Services Manager



Russell Robinson
Premium Sales Manager



Corey Rodrigo
Physical Therapist



Katy Rogers
Assistant Athletic
Trainer



David Roye
Security Shift Supervisor



Isabel Rubino
Ticket Services
Representative



Dom Russo
Preventive Maintenance
Supervisor



Hannah Satero
Group Sales Account
Executive



Grace Sauereisen
Ticket Sales Account
Executive



Lindsey Schaefer
Premium Sales Account
Executive




Alexandra Schmidt
Senior Brand Marketing
Manager



Derek Schulman
Game Day & Events
Coordinator



Hanna Scott
Ticket Sales Account
Executive



Logan Self
Business Intelligence
Analyst



Beverly Shane
Systems Administrator




Anish Shroff
Play by Play Announcer



Jasmine Simmons
Marketing Coordinator



Scott Sineath
Team Security Manager



Bill Sizemore
Security Shift Supervisor

PANTHERS STAFF



Scott Skinner
Facility Maintenance &
Repair Assistant



David Smith
Senior Software
Developer




Dr. Evan Smith
Team Dentist



Kylan Smith
Physical Therapist



Bruce Speight
Vice President of
Communications



Paul Squires
Mail Delivery Assistant



Lauren Stamas
Community Relations
Assistant



Blake Still
Video Assistant



Claire Stokes
Football Operations
Administrative Manager



Augusta Stone
Staff Writer



Rone Stone
Transportation Manager



Emily Swanton
Ticket Services
Representative



Brandon Swett
Producer



Lauren Taylor
Corporate Partnerships
Sales Executive



Adam Thompson
Plumbing Supervisor




Eric Threatt
IT Support Engineer



Mike Tillman
Premium Services
Coordinator



Kyle Toot
Senior Producer



Cameron Tucker
MEP Planner &
Scheduler



Dawn Turner
Senior Director of Brand
& Consumer Marketing

PANTHERS STAFF



Hanna Tyree
Ticket Services
Coordinator



Jaclyn Urda
Marketing Manager



Maria Vanderford
Family Programs Manager/
Assistant to Football Operations



Brayden VanMilligan
Business Intelligence
Analyst



Miguel Vargas
Director of
Entertainment



David Vaught
Associate General Counsel



Megan Verceles Carr
Social Media Content
Coordinator



Channele Walker
Team Photographer



Andre Walters
Deputy General Counsel



JD Jeigl
Security Shift Supervisor



Dr. Durham Weeks
Head Team Orthopedist



Brad Weist
Team Chiropractor



Sam Welch
Equipment Assistant



Kanyon West
Senior Director of Ticket
Operations



Matt White
Group Ticket Sales
Coordinator



Brad Wilson
Facility Maintenance &
Repair Assistant



Brandon Wilson
Refrigeration Assistant



Reggie Woods
Law Clerk



Crystal Wright
Director of Employee
Experience &



Brett Yanick
Motion Graphics
Designer

VETERANS





HENRY ANDERSON
6'6" // 300
STANFORD
ATLANTA, GA.

94
DE

EXPERIENCE (YEARS)
NFL: 9, Panthers: 2

BIRTHDATE: 8.3.91

ACQUIRED: FA-22

PRO CAREER

- 2022: Saw action in 11 games, making 18 total tackles...Anderson blocked a field goal in Week Three against the New Orleans Saints. He now ranks tied for third league-wide among active players with five career blocked kicks.
- 2021: Played in four games for the New England Patriots at defensive end...Made three total tackles.
- 2020: Saw action in 16 games for the New York Jets, making eight starts...Recorded 42 total tackles including four tackles for loss...Tallied half a sack and three quarterback hits.
- 2019: Played and started 13 contests for the Jets...Recorded 25 total tackles and nine quarterback hits.
- 2018: Saw action in all 16 games while making 3 starts for New York...Recorded a career-high 7.0 sacks and seven tackles for loss.
- 2017: Played in nine games for the Colts while making eight starts...Tallied 22 total tackles including four tackles for loss.
- 2016: Saw action in 11 games, tallying 12 total tackles.
- 2015: Played and started nine games as a rookie for the Colts...Ranked seventh league-wide among rookie defensive linemen with 31 total tackles.

TRANSACTIONS

- Drafted by Indianapolis in third round (93rd overall) of the 2015 NFL Draft...Placed on injured reserve with Indianapolis (11/9/15)...Placed on injured reserve with Indianapolis (11/9/17)...Traded to New York Jets (4/28/18)...Released by New York Jets (3/2/21)...Signed with New England (3/19/21)...Placed on injured reserve with New England (10/6/21)...Released by New England...Signed by Carolina (8/31/22).

COLLEGE & PERSONAL

- Played in 49 career games at Stanford (2011-14) after redshirting his freshman year...Recorded 184 total tackles and 22.5 career sacks...As a redshirt senior, garnered All-Pac 12 first team honors after posting 8.5 sacks and 15.0 tackles for loss...Played in eight games during the 2013 season, posting 19 total tackles and 3.0 sacks...In 2012, was named to All-Pac 12 second team after starting 14 games and recording 50 total tackles including 16 tackles for loss...Added six sacks and five pass breakups...As a sophomore in 2011, played in all 13 games for Stanford and recorded six total tackles...A native of Atlanta, Ga., attended Woodward HS.

HENRY ANDERSON'S NFL REGULAR SEASON DEFENSIVE STATISTICS

DATE	TEAM	GP	GS	TACKLES							INTERCEPTIONS				O. FUMB				ST		MISC							
				TK	S	A	TFL	YDS	SK	YDS	QBH	NO	YDS	LG	TD	PD	FF	FR	TD	YDS	TK	A	FF	FR	S	A		
2015	Colts	9	9	31	19	12	5	8	1.0	1.0	4	0	0	0	0	2	0	0	0	0	0	0	0	0	0	0	0	
2016	Colts	11	2	12	9	3	0	0	0.0	0.0	5	0	0	0	0	2	0	1	0	0	0	0	0	0	0	0	0	
2017	Colts	9	8	22	15	7	4	20	2.0	8.0	7	0	0	0	0	0	1	0	0	0	0	0	0	0	0	0	0	
2018	Jets	16	3	35	22	13	7	58	7.0	59.5	16	0	0	0	0	4	0	0	0	0	0	0	0	0	0	0	0	0
2019	Jets	13	13	25	14	11	3	16	1.0	3.0	9	0	0	0	0	0	0	0	0	0	0	0	0	0	0	0	0	0
2020	Jets	16	8	42	19	23	4	6	0.5	4.5	3	0	0	0	0	0	0	0	0	0	0	0	0	0	0	0	0	0
2021	Patriots	4	0	3	3	0	0	0	0.0	0.0	0	0	0	0	0	0	0	0	0	0	0	0	0	0	0	0	0	0
2022	Panthers	11	0	18	9	9	3	4	0.0	0.0	1	0	0	0	0	0	0	0	0	0	0	0	0	0	0	0	0	0
NFL TOTALS		89	43	188	110	78	26	112	11.5	76.0	45	0	0	0	0	8	1	1	0	0	0	0	0	0	0	0	0	0

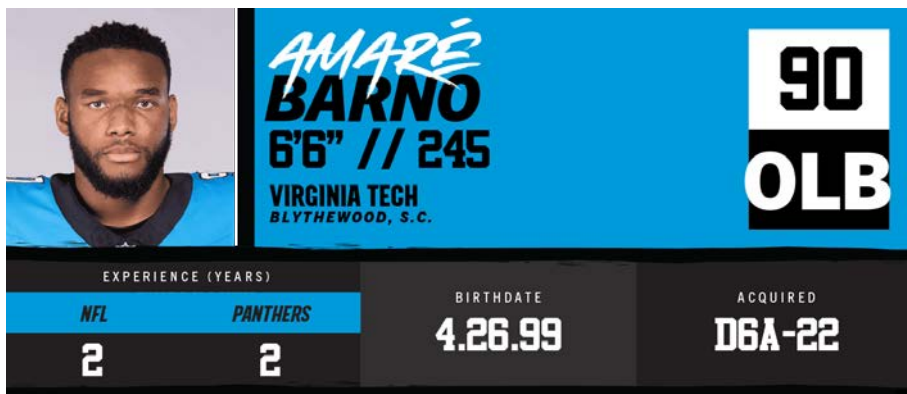
SINGLE-GAME HIGHS: DEFENSIVE

Total Tackles 9 at Buffalo Bills, Sep 13, 2015
Solo Tackles 8 at Buffalo Bills, Sep 13, 2015
Sacks 3.0 vs. Houston Texans, Dec 15, 2018
Passes Defensed 2 at Jacksonville Jaguars, Sep 30, 2018

Forced Fumbles 1 vs. Jacksonville Jaguars, Oct 22, 2017
Fumble Recoveries 1 at Minnesota Vikings, Dec 18, 2016
Tackles For Loss 3 vs. Houston Texans, Dec 15, 2018
 ...2 more at 3.

2022 GAME-BY-GAME REGULAR-SEASON STATISTICS (PANTHERS)

DATE	OPPONENT	P/S	TACKLES							INTERCEPTIONS					O. FUMB			ST			MISC			SCORE				
			TK	S	A	SK	YDS	TFL	YDS	QBH	NO	YDS	LG	TD	PD	FF	FR	TD	YDS	TK	S	A	FF		FR	S	A	W/L
09/11	Browns	P	2	2	0	0.0	0.0	2	2	0	0	0	0	0	0	0	0	0	0	0	0	0	0	0	0	0	L	24-26
09/18	at Giants	P	3	2	1	0.0	0.0	0	0	1	0	0	0	0	0	0	0	0	0	0	0	0	0	0	0	L	16-19	
09/25	Saints	P	2	1	1	0.0	0.0	0	0	0	0	0	0	0	0	0	0	0	0	0	0	0	0	0	0	W	22-14	
10/02	Cardinals	P	0	0	0	0.0	0.0	0	0	0	0	0	0	0	0	0	0	0	0	0	0	0	0	0	0	L	16-26	
10/09	49ers	P	2	0	2	0.0	0.0	0	0	0	0	0	0	0	0	0	0	0	0	0	0	0	0	0	0	L	15-37	
10/16	at Rams	P	3	1	2	0.0	0.0	0	0	0	0	0	0	0	0	0	0	0	0	0	0	0	0	0	0	L	10-24	
10/23	Buccaneers		ON INACTIVE LIST																				W	21-3				
10/30	at Falcons		NON-FOOTBALL ILLNESS (NFI)																				L	34-37+				
11/06	at Bengals		NON-FOOTBALL ILLNESS (NFI)																				L	21-42				
11/10	Falcons		NON-FOOTBALL ILLNESS (NFI)																				W	25-15				
11/20	at Ravens		NON-FOOTBALL ILLNESS (NFI)																				L	3-13				
11/27	Broncos		NON-FOOTBALL ILLNESS (NFI)																				W	23-10				
12/11	at Seahawks		NON-FOOTBALL ILLNESS (NFI)																				W	30-24				
12/18	Steelers	P	1	0	1	0.0	0.0	0	0	0	0	0	0	0	0	0	0	0	0	0	0	0	0	0	L	16-24		
12/24	Lions	P	1	1	0	0.0	0.0	0	0	0	0	0	0	0	0	0	0	0	0	0	0	0	0	0	0	W	37-23	
01/01	at Buccaneers	P	3	2	1	0.0	0.0	1	2	0	0	0	0	0	0	0	0	0	0	0	0	0	0	0	0	L	24-30	
01/08	at Saints	P	1	0	1	0.0	0.0	0	0	0	0	0	0	0	0	0	0	0	0	0	0	0	0	0	0	W	10-7	
2022 TOTALS			10-0	18	9	9	0.0	0.0	3	4	1	0	0	0	0	0	0	0	0	0	0	0	0	0	0	0	7-10	
+- - Overtime																												



AMARÉ BARNÓ
6'6" // 245
VIRGINIA TECH
BLYTHEWOOD, S.C.

90
OLB

EXPERIENCE (YEARS)

NFL	PANTHERS	BIRTHDATE	ACQUIRED
2	2	4.26.99	D6A-22

PRO CAREER

- 2022: Appeared in nine games...Totaled nine tackles, two tackles for loss, two quarterback hits and two sacks.

TRANSACTIONS

- Selected by Carolina in the sixth round (189th overall) in the 2022 NFL Draft (4/30/22).

COLLEGE & PERSONAL

- Played three seasons at Virginia Tech (2019-21) after transferring from Butler Community College...Ran a 4.36 40 at the combine, the fastest time by a defensive lineman since 2003...Led Hokies with 28 QB pressures in 2021, finishing with 35 tackles...Earned All-ACC honorable mention in 2020 after he finished third in FBS with 16.0 tackles for loss along with 6.5 sacks...A Carolina native, Barno went to Westwood HS in Blythewood, S.C. and his parents now live in Charlotte.

AMARÉ BARNÓ'S NFL REGULAR SEASON DEFENSIVE STATISTICS

DATE	TEAM	GP	GS	TACKLES							INTERCEPTIONS					O. FUMB			ST			MISC						
				TK	S	A	TFL	YDS	SK	YDS	QBH	NO	YDS	LG	TD	PD	FF	FR	TD	YDS	TK	S	A	FF	FR	S	A	
2022	Panthers	9	0	7	6	1	2	12	2.0	10.0	2	0	0	0	0	0	0	0	0	0	0	2	2	0	0	0	0	0
NFL TOTALS		9	0	7	6	1	2	12	2.0	10.0	2	0	0	0	0	0	0	0	0	0	2	2	0	0	0	0	0	

SINGLE-GAME HIGHS: DEFENSIVE

Total Tackles 3 at New Orleans Saints, Jan 08, 2023
...1 more at 3.

Solo Tackles 3 at Cincinnati Bengals, Nov 06, 2022

Sacks 1.0 at New Orleans Saints, Jan 08, 2023
...1 more at 1.0.

Tackles For Loss 1 at New Orleans Saints, Jan 08, 2023
...1 more at 1.

Special Teams Tackles 2 at Atlanta Falcons, Oct 30, 2022

2022 GAME-BY-GAME REGULAR-SEASON STATISTICS (PANTHERS)

DATE	OPPONENT	P/S	TACKLES							INTERCEPTIONS					O. FUMB			ST			MISC			SCORE			
			TK	S	A	SK	YDS	TFL	YDS	QBH	NO	YDS	LG	TD	PD	FF	FR	TD	YDS	TK	S	A	FF		FR	S	A
09/11	Browns		ON INACTIVE LIST																							L	24-26
09/18	at Giants		ON INACTIVE LIST																							L	16-19
09/25	Saints		ON INACTIVE LIST																							W	22-14
10/02	Cardinals		ON INACTIVE LIST																							L	16-26
10/09	49ers	P	0	0	0	0.0	0.0	0	0	0	0	0	0	0	0	0	0	0	0	0	0	0	0	0	0	L	15-37
10/16	at Rams		ON INACTIVE LIST																							L	10-24
10/23	Buccaneers	P	0	0	0	0.0	0.0	0	0	0	0	0	0	0	0	0	0	0	0	0	0	0	0	0	0	W	21-3
10/30	at Falcons	P	0	0	0	0.0	0.0	0	0	0	0	0	0	0	0	0	0	0	0	0	2	2	0	0	0	L	34-37+
11/06	at Bengals	P	3	3	0	1.0	0.0	0	0	0	1	0	0	0	0	0	0	0	0	0	0	0	0	0	0	L	21-42
11/10	Falcons	P	0	0	0	0.0	0.0	0	0	0	0	0	0	0	0	0	0	0	0	0	0	0	0	0	0	W	25-15
11/20	at Ravens	P	1	1	0	0.0	0.0	1	2	0	0	0	0	0	0	0	0	0	0	0	0	0	0	0	0	L	3-13
11/27	Broncos	P	0	0	0	0.0	0.0	0	0	0	0	0	0	0	0	0	0	0	0	0	0	0	0	0	0	W	23-10
12/11	at Seahawks	P	0	0	0	0.0	0.0	0	0	0	0	0	0	0	0	0	0	0	0	0	0	0	0	0	0	W	30-24
12/18	Steelers		INACTIVE																							L	16-24
12/24	Lions		INACTIVE																							W	37-23
01/01	at Buccaneers		INACTIVE																							L	24-30
01/08	at Saints	P	3	2	1	1.0	10.0	1	10	1	0	0	0	0	0	0	0	0	0	0	0	0	0	0	0	W	10-7
2022 TOTALS		9-0	7	6	1	2.0	10.0	2	12	2	0	0	0	0	0	0	0	0	0	2	2	0	0	0	0	0	7-10
+ - Overtime																											



**VONNN
BELL**
5'11" // 215
OHIO STATE
ROSSVILLE, GA.

24
S

EXPERIENCE (YEARS)

NFL

PANTHERS

8

1

BIRTHDATE

12.12.94

ACQUIRED

FA-23

PRO CAREER

- **2022:** Started and played in 16 games during the regular season and three post-season games for the Bengals...Finished the season with 61 total tackles and a single-season high four interceptions...During the three playoff games, he recorded 11 tackles...In Week Four against the Dolphins (9/29), Bell registered a career-high two interceptions against Teddy Bridgewater and Tua Tagovailoa.
- **2021:** Team captain played and started 16 regular-season games and all four postseason games, including Super Bowl LVI...Led team in defensive snaps played (1004 of possible 1124) during regular season, and played all but two of possible 274 snaps in postseason...Posted 97 tackles (second on team), 0.5 sacks, an interception, eight passes defended and a fumble recovery... Tied for team lead with nine tackles on Oct. 10 vs. Green Bay, including three that went for losses...Made one of the signature plays of the postseason in overtime of the AFC Championship at Kansas City, when he picked off a deep pass from Chiefs' quarterback Patrick Mahomes and returned it seven yards, giving the Bengals the ball for what became a game-winning field goal drive...Started Super Bowl LVI against the L.A. Rams and had seven tackles, including one for a loss.
- **2020:** Started all 16 games in first season with Bengals, and was only player to play every possible snap on either offense or defense (1059 defensive snaps)...Had a team-high 114 tackles, along with five passes defended, three forced fumbles and two fumble recoveries.
- **2019:** Played and started 13 games for the New Orleans Saints...Totaled 86 tackles (second on team), including 1.5 sacks, and had one interception, five passes defended, two forced fumbles and an NFL-best five fumble recoveries (one returned for a touchdown).
- **2018:** Played in all 16 games (eight starts) for New Orleans...Totaled 87 tackles (second on team), a sack, three passes defended, a forced fumble and a fumble recovery.
- **2017:** Played all 16 games (10 starts) for New Orleans, and totaled 78 tackles (led team), 4.5 sacks (led all NFL defensive backs), two passes defended and two forced fumbles.
- **2016:** Played in all 16 games (14 starts) as a rookie for New Orleans...Totaled 83 tackles, a sack, four passes defended, two forced fumbles and a fumble recovery...Also had four tackles on special teams.

TRANSACTIONS

- Drafted by New Orleans in the second round of 2016 NFL Draft (61st overall)...Signed with the Cincinnati Bengals (3/26/20)...Signed with Carolina (3/15/23).

COLLEGE & PERSONAL

- Spent three years (2013-15) at Ohio State...Posted career totals of 176 tackles, nine interceptions, 24 passes defended, and two fumble recoveries...First-team All-American (AP) as a junior, and a semifinalist for Jim Thorpe Award (nation's top DB)...As sophomore in 2014, started 14 games and had 92 tackles (second on team) for OSU team that won a national championship in first-ever College Football Playoff...A native of Rossville, GA...Attended Ridgeland HS.

VONNN BELL'S NFL REGULAR SEASON DEFENSIVE STATISTICS

DATE	TEAM	GP	GS	TACKLES							INTERCEPTIONS				O. FUMB			ST			MISC						
				TK	S	A	TFL	YDS	SK	YDS	QBH	NO	YDS	LG	TD	PD	FF	FR	TD	YDS	TK	S	A	FF	FR	S	A
2016	Saints	16	14	83	58	25	2	3	1.0	8.0	4	0	0	0	0	4	2	1	0	0	4	3	1	0	0	0	0
2017	Saints	16	10	78	57	21	4	19	4.5	28.5	6	0	0	0	2	2	0	0	0	5	5	0	0	0	0	0	
2018	Saints	16	8	87	61	26	4	14	1.0	9.0	3	0	0	0	3	1	1	0	0	2	2	0	0	0	0	0	
2019	Saints	13	13	86	63	23	4	14	1.5	14.0	4	1	19	19	0	5	2	5	1	38	3	3	0	0	0	0	0
2020	Bengals	16	16	114	67	47	3	2	0.0	0.0	4	0	0	0	5	3	2	0	65	0	0	0	0	0	0	0	
2021	Bengals	16	16	97	64	33	5	7	0.5	6.0	1	1	15	15	0	8	3	1	0	0	0	0	0	0	0	0	
2022	Bengals	16	16	77	53	24	4	6	1.0	6.5	4	4	56	46	0	8	2	1	0	0	0	0	0	0	0	0	
NFL TOTALS		109	93	622	423	199	26	65	9.5	72.0	26	6	90	46	0	35	15	11	1	103	14	13	1	0	0	0	

VONNN BELL'S NFL POSTSEASON DEFENSIVE STATISTICS

DATE	TEAM	GP	GS	TACKLES							INTERCEPTIONS				O. FUMB			ST			MISC					
				TK	S	A	TFL	YDS	SK	YDS	QBH	NO	YDS	LG	TD	PD	FF	FR	TD	YDS	TK	S	A	FF	FR	S
2017	Saints	2	2	17	12	5	1	17	1.0	17.0	1	0	0	0	0	0	0	0	0	0	0	0	0	0	0	0
2018	Saints	2	2	7	5	2	0	0	0.0	0.0	1	0	0	0	0	1	0	0	0	1	1	0	0	0	0	0
2019	Saints	1	1	7	4	3	0	0	0.0	0.0	0	0	0	0	0	0	1	0	6	0	0	0	0	0	0	0
2021	Bengals	4	4	23	17	6	2	8	1.0	7.0	1	1	5	5	0	1	0	0	0	0	0	0	0	0	0	0
2022	Bengals	3	3	17	12	5	1	3	1.0	3.0	1	0	0	0	0	0	0	0	0	0	0	0	0	0	0	0
NFL TOTALS		12	12	71	50	21	4	28	3.0	27.0	4	1	5	5	0	2	0	1	0	6	1	1	0	0	0	0

SINGLE-GAME HIGHS: DEFENSIVE

Total Tackles 14 at Washington Football Team, Nov 22, 2020
Solo Tackles 10 vs. Washington Redskins, Nov 19, 2017
Sacks 1.0 vs. San Francisco 49ers, Dec 08, 2019
 ...5 more at 1.0.

Passes Defensed 2 vs. Baltimore Ravens, Dec 26, 2021
 ...2 more at 2.

Forced Fumbles 1 vs. San Francisco 49ers, Dec 12, 2021
 ...12 more at 1.

Fumble Recoveries 2 vs. Dallas Cowboys, Sep 29, 2019

SINGLE-GAME HIGHS - POSTSEASON: DEFENSIVE

Total Tackles 9 vs. Carolina Panthers, Jan 07, 2018
 8 at Minnesota Vikings, Jan 14, 2018
 7 vs. Los Angeles Rams, Feb 13, 2022
 7 vs. Minnesota Vikings, Jan 05, 2020
 6 at Kansas City Chiefs, Jan 30, 2022
 ...1 more at 6.

Solo Tackles 7 vs. Carolina Panthers, Jan 07, 2018
 5 vs. Los Angeles Rams, Feb 13, 2022
 5 at Tennessee Titans, Jan 22, 2022
 5 at Minnesota Vikings, Jan 14, 2018
 4 vs. Las Vegas Raiders, Jan 15, 2022
 ...1 more at 4.

Sacks 1.0 at Tennessee Titans, Jan 22, 2022

1.0 vs. Carolina Panthers, Jan 07, 2018

Passes Defensed 1 at Kansas City Chiefs, Jan 30, 2022

1 vs. Philadelphia Eagles, Jan 13, 2019

Fumble Recoveries 1 vs. Minnesota Vikings, Jan 05, 2020

Tackles For Loss 3 vs. Green Bay Packers, Oct 10, 2021
Interceptions 1 vs. Baltimore Ravens, Dec 26, 2021
 ...1 more at 1.

Interception Return Yards 19 at Tampa Bay Buccaneers, Nov 17, 2019
Special Teams Tackles 2 at Buffalo Bills, Nov 12, 2017
 ...1 more at 2.

Longest Opp Fumble Return 37 at Miami Dolphins, Dec 06, 2020

Tackles For Loss 1 vs. Los Angeles Rams, Feb 13, 2022
 1 at Tennessee Titans, Jan 22, 2022

1 vs. Carolina Panthers, Jan 07, 2018

Interceptions 1 at Kansas City Chiefs, Jan 30, 2022

Interception Return Yards 5 at Kansas City Chiefs, Jan 30, 2022

Special Teams Tackles 1 vs. Los Angeles Rams, Jan 05, 2020

Longest Opp Fumble Return 6 vs. Minnesota Vikings, Jan 05, 2020

2022 GAME-BY-GAME REGULAR-SEASON STATISTICS (BENGALS)

DATE	OPPONENT	P/S	TACKLES								INTERCEPTIONS				O. FUMB			ST			MISC			SCORE				
			TK	S	A	SK	YDS	TFL	YDS	QBH	NO	YDS	LG	TD	PD	FF	FR	TD	YDS	TK	S	A	FF		FR	S	A	W/L
09/11	Steelers	S	2	1	1	0.0	0.0	0	0	1	0	0	0	0	1	0	0	0	0	0	0	0	0	0	0	0	L	20-23+
09/18	at Cowboys	S	7	5	2	0.0	0.0	1	1	0	0	0	0	0	1	0	0	0	0	0	0	0	0	0	0	L	17-20	
09/25	at Jets	S	8	8	0	0.0	0.0	2	2	0	0	0	0	0	0	0	0	0	0	0	0	0	0	0	0	W	27-12	
09/29	Dolphins	S	4	4	0	0.0	0.0	0	0	0	2	46	46	0	2	0	0	0	0	0	0	0	0	0	0	W	27-15	
10/09	at Ravens	S	7	5	2	0.0	0.0	0	0	0	1	0	0	0	1	0	0	0	0	0	0	0	0	0	0	L	17-19	
10/16	at Saints	S	3	2	1	0.0	0.0	0	0	0	0	0	0	0	0	0	0	0	0	0	0	0	0	0	0	W	30-26	
10/23	Falcons	S	3	2	1	0.0	0.0	1	3	0	0	0	0	0	0	0	0	0	0	0	0	0	0	0	0	W	35-17	
10/31	at Browns	S	4	3	1	0.5	5.0	0	0	1	1	10	10	0	1	0	0	0	0	0	0	0	0	0	0	L	13-32	
11/06	Panthers	S	2	2	0	0.0	0.0	0	0	0	0	0	0	0	0	0	0	0	0	0	0	0	0	0	0	W	42-21	
11/20	at Steelers	S	6	2	4	0.0	0.0	0	0	0	0	0	0	0	0	0	0	0	0	0	0	0	0	0	0	W	37-30	
11/27	at Titans	S	6	3	3	0.0	0.0	0	0	0	0	0	0	0	0	0	0	0	0	0	0	0	0	0	0	W	20-16	
12/04	Chiefs	S	5	5	0	0.0	0.0	0	0	0	0	0	0	0	2	0	0	0	0	0	0	0	0	0	0	W	27-24	
12/11	Browns	S	7	5	2	0.5	1.5	0	0	1	0	0	0	0	0	0	0	0	0	0	0	0	0	0	0	W	23-10	
12/18	at Buccaneers	S	3	1	2	0.0	0.0	0	0	0	0	0	0	0	0	0	0	0	0	0	0	0	0	0	0	W	34-23	
12/24	at Patriots	S	6	4	2	0.0	0.0	0	0	1	0	0	0	0	0	1	0	0	0	0	0	0	0	0	0	W	22-18	
01/08	Ravens	S	4	1	3	0.0	0.0	0	0	0	0	0	0	0	1	0	1	0	0	0	0	0	0	0	0	W	27-16	
2022 TOTALS		16-16	77	53	24	1.0	6.5	4	6	4	4	56	46	0	8	2	1	0	0	0	0	0	0	0	0	0	12-4	

+ - Overtime

2022 GAME-BY-GAME POSTSEASON STATISTICS (BENGALS)

DATE	OPPONENT	P/S	TACKLES								INTERCEPTIONS				O. FUMB			ST			MISC			SCORE			
			TK	S	A	SK	YDS	TFL	YDS	QBH	NO	YDS	LG	TD	PD	FF	FR	TD	YDS	TK	S	A	FF		FR	S	A
01/15	Ravens	S	4	2	2	0.0	0.0	0	0	0	0	0	0	0	0	0	0	0	0	0	0	0	0	0	0	W	24-17
01/22	at Bills	S	6	5	1	1.0	3.0	1	3	1	0	0	0	0	0	0	0	0	0	0	0	0	0	0	0	W	27-10
01/29	at Chiefs	S	7	5	2	0.0	0.0	0	0	0	0	0	0	0	0	0	0	0	0	0	0	0	0	0	0	L	20-23
2022 TOTALS		3-3	17	12	5	1.0	3.0	1	3	1	0	0	0	0	0	0	0	0	0	0	0	0	0	0	0	2-1	

PRO CAREER

- 2022: Appeared in 13 games while starting one contest...Compiled 77 rushing yards and three touchdowns on 23 carries...Hauled in 10 receptions for 93 yards...In Week Five against the San Francisco 49ers, recorded 200 kickoff return yards tying Michael Bates for second-most in a game in franchise history.

TRANSACTIONS

- Signed as an undrafted free agent by the Buffalo Bills (5/13/22)...Released by Buffalo (8/30/22)...Signed to Buffalo's practice squad (8/31/22)...Signed by Carolina to the active roster (9/22/22).

COLLEGE & PERSONAL

- Played his final two seasons (2020-21) at Virginia Tech where he played in 24 games while making 13 starts...In 2020, finished the season with 255 rushing yards and two touchdowns on 68 attempts...Added 18 receptions for 154 yards...As a senior in 2021, played in all 13 games while making eight starts at running back...Led the team in rushing with 760 yards and six touchdowns on 133 carries...Became one of four active Power Five running backs with more than 1,000 career rushing yards and 1,000 career receiving yards...Began his career at Rutgers University (2017-19) where he played in 27 games and made 14 starts...Compiled 912 rushing yards and six touchdowns on 211 carries...Also added 810 receiving yards while catching 80 passes including six touchdowns...Was featured on special teams, returning 30 kickoffs for 518 yards (17.3 avg per return)...Totaled 2,239 career all-purpose yards for the Scarlet Knights...A native of Philadelphia, PA, attended Archbishop Wood HS.

RAHEEM BLACKSHEAR'S NFL REGULAR SEASON RUSHING/RECEIVING STATISTICS

DATE	TEAM	RUSHING							RECEIVING				
		GP	GS	NO.	YDS.	AVG.	LG	TD	NO.	YDS.	AVG.	LG	TD
2022	Panthers	13	1	23	77	3.3	16	3	10	93	9.3	27	0
NFL TOTALS		13	1	23	77	3.3	16	3	10	93	9.3	27	0

RAHEEM BLACKSHEAR'S NFL REGULAR SEASON RETURN STATISTICS

DATE	TEAM	KICKOFF RETURNS						PUNT RETURNS					
		RET.	YDS.	AVG.	LG	TD	NO.	FC	YDS.	AVG.	LG	TD	
2022	Panthers	19	513	27.0	66	0	6	0	55	9.2	21	0	
NFL TOTALS		19	513	27.0	66	0	6	0	55	9.2	21	0	

SINGLE-GAME HIGHS: RUSHING/RECEIVING

Rush Attempts 6 vs. Atlanta Falcons, Nov 10, 2022
Rushing Yards 32 at Seattle Seahawks, Dec 11, 2022
 ...1 more at 32.

Longest Runs 16 at Seattle Seahawks, Dec 11, 2022
Rushing TDs 1 at Seattle Seahawks, Dec 11, 2022
 ...1 more at 1.

Receptions 4 at Cincinnati Bengals, Nov 06, 2022
Receiving Yards 40 at Cincinnati Bengals, Nov 06, 2022
Receiving Average 10.0 at Cincinnati Bengals, Nov 06, 2022
Longest Receptions 27 at Cincinnati Bengals, Nov 06, 2022
All-Purpose Yards 200 vs. San Francisco 49ers, Oct 09, 2022

Kickoff Returns 7 vs. San Francisco 49ers, Oct 09, 2022
Kickoff Return Yards 200 vs. San Francisco 49ers, Oct 09, 2022
Longest Kickoff Return 66 at Cincinnati Bengals, Nov 06, 2022
Punt Return Yards 44 vs. Denver Broncos, Nov 27, 2022
Longest Punt Return 21 vs. Denver Broncos, Nov 27, 2022
Punt Returns 5 vs. Denver Broncos, Nov 27, 2022
Punt Return Average 8.8 vs. Denver Broncos, Nov 27, 2022
Kickoff Return Average 28.6 vs. San Francisco 49ers, Oct 09, 2022
Most TDs 1 vs. Detroit Lions, Dec 24, 2022
 ...2 more at 1.

2022 GAME-BY-GAME REGULAR-SEASON STATISTICS (PANTHERS)

DATE	OPPONENT	P/S	RUSHING					RECEIVING					W/L	SCORE	
			NO.	YDS.	AVG.	LG	TD	NO.	YDS.	AVG.	LG	TD			
09/11	Browns		NOT ON ROSTER										L	24-26	
09/18	at Giants		NOT ON ROSTER										L	16-19	
09/25	Saints		ON INACTIVE LIST										W	22-14	
10/02	Cardinals		ON INACTIVE LIST										L	16-26	
10/09	49ers	P	0	0	0.0	0	0	0	0	0.0	0	0	0	L	15-37
10/16	at Rams	P	0	0	0.0	0	0	0	0	0.0	0	0	0	L	10-24
10/23	Buccaneers	S	2	-5	-2.5	-1	0	0	0	0.0	0	0	0	W	21-3
10/30	at Falcons	P	2	1	0.5	3	0	0	0	0.0	0	0	0	L	34-37+
11/06	at Bengals	P	5	13	2.6	5	1	4	40	10.0	27	0	L	21-42	
11/10	Falcons	P	6	32	5.3	12	0	0	0	0.0	0	0	0	W	25-15
11/20	at Ravens	P	0	0	0.0	0	0	2	14	7.0	10	0	L	3-13	
11/27	Broncos	P	0	0	0.0	0	0	1	11	11.0	11	0	W	23-10	
12/11	at Seahawks	P	4	32	8.0	16	1	1	17	17.0	17	0	W	30-24	
12/18	Steelers	P	0	0	0.0	0	0	0	0	0.0	0	0	L	16-24	
12/24	Lions	P	3	3	1.0	7t	1	1	12	12.0	12	0	W	37-23	
01/01	at Buccaneers	P	0	0	0.0	0	0	1	-1	-1.0	-1	0	L	24-30	
01/08	at Saints	P	1	1	1.0	1	0	0	0	0.0	0	0	W	10-7	
2022 TOTALS		13-1	23	77	3.3	16	3	10	93	9.3	27	0	7-10		

+ - Overtime

EXPERIENCE (YEARS)		BIRTHDATE	ACQUIRED
NFL	PANTHERS	11.24.94	UFA-22 BAL
6	2		

PRO CAREER

- **2022:** Saw action in 17 games with 11 starts this season at center...the Panthers have had just two different starting five combinations up front in 2022 (not including jumbo packages)... Since Week Seven, the offensive line played a part in one of the league's most dominant rushing attacks...In that time span, Carolina ranked fifth league-wide in rushing attempts (359), fourth in rushing yards (1,668), and tenth in yards per rush (4.65)...Since Week Seven, the Panthers tied for third fewest sacks allowed (17), tenth in sack percentage per passing attempt (5.8%) and eighth in average time to throw for a quarterback (2.94)...In Week 16 against the Lions, the offensive line played an integral role in the offense rushing for a new franchise best 320 yards (previous high was 299 vs Tampa Bay, 12/8/08) and recording the most total net yards as an offense with 570 (previous high was 548 vs Miami, 11/13/17)...The unit kept the pocket clean for Darnold, not allowing a single sack or quarterback hit.
- **2021:** Started 16 games at center after spending the previous two seasons as the Ravens' full-time LG... Helped block for the NFL's sixth-ranked offense (378.8 ypg) and third-best rushing attack (145.8 ypg)...Flagged for just one penalty which for tied for fewest among qualified centers...Had a blocking efficiency of 98.2 (per PFF), tying for sixth-best among qualified centers.
- **2020:** Started at LG in all 16 games, helping block for the NFL's No. 1 rushing attack (191.9 ypg), which produced the third-most yards (3,071) ever in a 16-game NFL season... Baltimore owned the seventh-best scoring offense (29.3 ppg) and fourth-best third-down offense (48.8%)... The Ravens also tallied a franchise-record 24 rushing TDs.
- **2019:** Helped Baltimore set an NFL record for single-season rushing yards (3,296) and produce the NFL's No. 1 scoring offense (33.2 ppg) in 2019...The Ravens became the first team in NFL history to average at least 200 rushing (206.0) and 200 net passing yards per game (201.6) in a season...Blocked for NFL MVP QB Lamar Jackson.
- **2018:** Appeared in 14 games with one start during his rookie season helping the Ravens produce the NFL's No. 2 rushing attack, totaling 2,441 yards (152.6 ypg).

TRANSACTIONS

- Drafted by Baltimore in the sixth round (215th overall) of the 2018 NFL Draft...Signed with Carolina (3/18/22).

COLLEGE & PERSONAL

- Appeared in 53 career games (31 starts) in five seasons at Alabama, starting at center for his last two years...Alabama finished 64-7 and won two national championships (2015, 2017) during his playing career...Anchored a unit that was a finalist for the Joe Moore Award (Most Outstanding O-Line) in 2016 and 2017...Blocked for 17 100-yard rushers in 31 career starts...As a captain in 2017, earned first-team Associated Press All-SEC honors while garnering second-team All-SEC recognition from the conference coaches...Also named a second-team All-American by all five major outlets and Sports Illustrated...Prepped at Handley in Roanoke, Ala.) HS.

BRADLEY BOZEMAN'S NFL REGULAR SEASON STATISTICS

DATE	TEAM	GP	GS
2018	Ravens	14	1
2019	Ravens	16	16
2020	Ravens	16	16
2021	Ravens	16	16
2022	Panthers	17	11
NFL TOTALS		79	60

BRADLEY BOZEMAN'S NFL POSTSEASON STATISTICS

DATE	TEAM	GP	GS
2018	Ravens	1	0
2019	Ravens	1	1
2020	Ravens	2	2
NFL TOTALS		4	3

2022 GAME-BY-GAME REGULAR-SEASON STATISTICS (PANTHERS)

DATE	OPPONENT	P/S	W/L	SCORE
09/11	Browns	P	L	24-26
09/18	at Giants	P	L	16-19
09/25	Saints	P	W	22-14
10/02	Cardinals	P	L	16-26
10/09	49ers	P	L	15-37
10/16	at Rams	P	L	10-24
10/23	Buccaneers	S	W	21-3
10/30	at Falcons	S	L	34-37+
11/06	at Bengals	S	L	21-42
11/10	Falcons	S	W	25-15
11/20	at Ravens	S	L	3-13
11/27	Broncos	S	W	23-10
12/11	at Seahawks	S	W	30-24
12/18	Steelers	S	L	16-24
12/24	Lions	S	W	37-23
01/01	at Buccaneers	S	L	24-30
01/08	at Saints	S	W	10-7
2022 TOTALS	17-11		7-10	

+ - Overtime

DEONTE BROWN
6'4" // 335
ALABAMA
DECATUR, ALA.

77
G

EXPERIENCE (YEARS)
NFL: 3, PANTHERS: 3

BIRTHDATE: 1.15.98

ACQUIRED: FA-22

PRO CAREER

- 2021-22: Appeared in three games for Carolina in 2021...Spent last season on the practice squad.

TRANSACTIONS

- Selected by Carolina in the sixth round (193rd overall) of the 2021 NFL Draft (5/1/21)...Released by Carolina (8/30/22)...Signed to Carolina's practice squad (8/31/22)...Signed to reserve/future contract by Carolina (1/9/23).

COLLEGE & PERSONAL

- Brown played in 48 games for Alabama (2017-20), with 13 starts in 2020 at left guard...Allowed just half of a sack, one pressure and five hurries last year...Earned first team All-SEC honors from the league coaches and second team All-SEC by the Associated Press...Selected to Senior Bowl in 2021, playing alongside Panthers staff...Helped Alabama produce the nation's No. 1 scoring offense in 2020...Appeared in 9 games during the 2019 season at right guard...part of an offensive group that ranked No. 2 nationally in scoring, third in passing and sixth in total offense...Played in 12 total contests in 2018 and earned the starting job at left guard midway through the season...Two-time National Champion while at Alabama (2017 & 2020)...Went to Austin HS in Decatur, Ala.

DEONTE BROWN'S NFL REGULAR SEASON STATISTICS

DATE	TEAM	GP	GS
2021	Panthers	3	0
2022	Panthers	0	0
NFL TOTALS		3	0

2022 GAME-BY-GAME REGULAR-SEASON STATISTICS (PANTHERS)

DATE	OPPONENT	P/S	W/L	SCORE
09/11	Browns	PRACTICE SQUAD	L	24-26
09/18	at Giants	PRACTICE SQUAD	L	16-19
09/25	Saints	PRACTICE SQUAD	W	22-14
10/02	Cardinals	PRACTICE SQUAD	L	16-26
10/09	49ers	PRACTICE SQUAD	L	15-37
10/16	at Rams	PRACTICE SQUAD	L	10-24
10/23	Buccaneers	PRACTICE SQUAD	W	21-3
10/30	at Falcons	PRACTICE SQUAD	L	34-37+
11/06	at Bengals	PRACTICE SQUAD	L	21-42
11/10	Falcons	PRACTICE SQUAD	W	25-15
11/20	at Ravens	PRACTICE SQUAD	L	3-13
11/27	Broncos	PRACTICE SQUAD	W	23-10
12/11	at Seahawks	PRACTICE SQUAD	W	30-24
12/18	Steelers	PRACTICE SQUAD	L	16-24
12/24	Lions	PRACTICE SQUAD	W	37-23
01/01	at Buccaneers	PRACTICE SQUAD	L	24-30
01/08	at Saints	PRACTICE SQUAD	W	10-7
2022 TOTALS		0-0	7-10	

+ - Overtime

DERRICK BROWN
6'5" // 320
AUBURN
BUFORD, GA.

95
DE

EXPERIENCE (YEARS)
NFL: 4 PANTHERS: 4

BIRTHDATE: 4.15.98

ACQUIRED: D1-20

NFL RANKINGS

- Ranked third among all rookies in 2020 with eight tackles for loss.
- Led all rookie defensive tackles with 20 solo tackles in 2020.

FRANCHISE RANKINGS

- Played 70 percent of the defensive snaps, the most by a rookie defensive tackle since 2004 (when stats are available).

HONORS

- PFWA All-Rookie Team (2020)

PRO CAREER

- 2022:** Started in all 17 games at defensive tackle...Ranked fifth on the team and tied for 8th league-wide among defensive linemen with 67 combined tackles...Tied for second league-wide among defensive linemen with seven passes defended...In just nine games, Brown matched his career-high for tackles in an entire season after posting 41 tackles a season ago (34 in 2020)...In Week Three against the New Orleans Saints, recorded his first career interception and first by a Panthers defensive lineman since Efe Obada in Week Three of the 2018 season...In Week Eight against the Falcons, recorded a career-high 12 tackles and racked up half a sack.
- 2021:** Played in all but one game for Carolina in 2021 at defensive tackle...Finished the season with 41 total tackles, including eight tackles for loss...Added a career-high 3.0 sacks.
- 2020:** Played in all 16 games with 15 starts in his rookie season...Made 34 total tackles, including eight tackles for loss, ranking third among all NFL rookies...Tallied 2.0 sacks and four pass deflections.

TRANSACTIONS

- Drafted by the Panthers in the first round (7th overall) of the 2020 NFL Draft...Placed on Carolina's reserve/COVID-19 list (12/7/20)...Removed from reserve/COVID-19 list and placed on the active roster (12/11/20).

COLLEGE & PERSONAL

- Earned unanimous consensus All-America honors as a senior in 2019...Outland, Nagurski and Bednarik finalist...Was a three-year starter and team captain...Notched 170 career tackles, 13.0 sacks and 33.5 tackles for loss...Named to a number of preseason First-Team All-America teams...Earned an invitation to the Reese's Senior Bowl...As a junior receive Second-Team All-SEC honors...Recorded 48 tackles, 10.5 TFL and 4.5 sacks for season...As a sophomore in 2017, started at defensive tackle...Made 56 tackles for the year, including 3.5 sacks and 9 TFLs...Named to the SEC Academic Honor Roll, Academic Top Tiger and SEC Student-Athlete Leadership Council for football...Played in all 13 games as a freshman in 2016...Made 11 tackles and recorded 1.0 sack...Named to SEC First-Year Academic Honor Roll and SEC Student-Athlete Leadership Council for football...Attended Lanier High School in Sugar Hill, Georgia...Recorded a career 270 tackles, 81 TFL and 33.5 sacks for Coach Corey Mobbs...Named the U.S. Army All-American Bowl defensive player of year and the MaxPreps national player of year...Also a basketball letterman...Son of Martha and James Brown...Has two siblings, Mikaelia and Kameron... Graduated from the College of Business.

DERRICK BROWN'S NFL REGULAR SEASON DEFENSIVE STATISTICS

DATE	TEAM	GP	GS	TACKLES										INTERCEPTIONS				O. FUMB			ST		MISC				
				TK	S	A	TFL	YDS	SK	YDS	QBH	NO	YDS	LG	TD	PD	FF	FR	TD	YDS	TK	S	A	FF	FR	S	A
2020	Panthers	16	15	34	21	13	8	41	2.0	15.0	12	0	0	0	4	0	0	0	0	0	0	0	0	0	0	0	0
2021	Panthers	16	14	41	27	14	8	35	3.0	28.0	9	0	0	0	4	0	0	0	0	0	0	0	0	0	0	0	0
2022	Panthers	17	17	67	30	37	5	5	1.0	2.5	12	1	0	0	7	0	0	0	0	0	0	0	0	0	0	0	0
NFL TOTALS		49	46	142	78	64	21	81	6.0	45.5	33	1	0	0	15	0	0	0	0	0	0	0	0	0	0	0	0

SINGLE-GAME HIGHS: DEFENSIVE

Total Tackles 12 at Atlanta Falcons, Oct 30, 2022
Solo Tackles 5 at Atlanta Falcons, Oct 30, 2022
Sacks 2.0 at Green Bay Packers, Dec 19, 2020

Passes Defensed 2 vs. San Francisco 49ers, Oct 09, 2022
 ...3 more at 2.
Tackles For Loss 3 at Los Angeles Chargers, Sep 27, 2020
Interceptions 1 vs. New Orleans Saints, Sep 25, 2022

2022 GAME-BY-GAME REGULAR-SEASON STATISTICS (PANTHERS)

DATE	OPPONENT	P/S	TACKLES							INTERCEPTIONS				O. FUMB			ST			MISC		SCORE					
			TK	S	A	SK	YDS	TFL	YDS	QBH	NO	YDS	LG	TD	PD	FF	FR	TD	YDS	TK	S		A	FF	FR	S	A
09/11	Browns	S	5	1	4	0.0	0.0	0	0	0	0	0	0	0	0	0	0	0	0	0	0	0	0	0	0	L	24-26
09/18	at Giants	S	4	1	3	0.0	0.0	0	0	0	1	0	0	0	1	0	0	0	0	0	0	0	0	0	0	L	16-19
09/25	Saints	S	2	2	0	0.0	0.0	0	0	0	0	1	0	0	0	2	0	0	0	0	0	0	0	0	0	W	22-14
10/02	Cardinals	S	1	1	0	0.0	0.0	0	0	0	0	0	0	0	1	0	0	0	0	0	0	0	0	0	0	L	16-26
10/09	49ers	S	5	3	2	0.0	0.0	1	0	0	0	0	0	0	2	0	0	0	0	0	0	0	0	0	0	L	15-37
10/16	at Rams	S	7	3	4	0.5	2.0	0	0	2	0	0	0	0	0	0	0	0	0	0	0	0	0	0	0	L	10-24
10/23	Buccaneers	S	4	3	1	0.0	0.0	0	0	1	0	0	0	0	0	0	0	0	0	0	0	0	0	0	0	W	21-3
10/30	at Falcons	S	12	5	7	0.5	0.5	1	1	1	0	0	0	0	0	0	0	0	0	0	0	0	0	0	0	L	34-37+
11/06	at Bengals	S	2	0	2	0.0	0.0	0	0	0	0	0	0	0	0	0	0	0	0	0	0	0	0	0	0	L	21-42
11/10	Falcons	S	6	2	4	0.0	0.0	2	3	0	0	0	0	0	0	0	0	0	0	0	0	0	0	0	0	W	25-15
11/20	at Ravens	S	1	1	0	0.0	0.0	1	1	0	0	0	0	0	0	0	0	0	0	0	0	0	0	0	0	L	3-13
11/27	Broncos	S	1	1	0	0.0	0.0	0	0	1	0	0	0	0	0	0	0	0	0	0	0	0	0	0	0	W	23-10
12/11	at Seahawks	S	1	1	0	0.0	0.0	0	0	0	0	0	0	0	0	0	0	0	0	0	0	0	0	0	0	W	30-24
12/18	Steelers	S	5	2	3	0.0	0.0	0	0	1	0	0	0	0	0	0	0	0	0	0	0	0	0	0	0	L	16-24
12/24	Lions	S	1	0	1	0.0	0.0	0	0	1	0	0	0	0	1	0	0	0	0	0	0	0	0	0	0	W	37-23
01/01	at Buccaneers	S	3	2	1	0.0	0.0	0	0	2	0	0	0	0	0	0	0	0	0	0	0	0	0	0	0	L	24-30
01/08	at Saints	S	7	2	5	0.0	0.0	0	0	2	0	0	0	0	0	0	0	0	0	0	0	0	0	0	0	W	10-7
2022 TOTALS			17-17	67	30	37	1.0	2.5	5	5	12	1	0	0	7	0	0	0	0	0	0	0	0	0	0	7-10	
+- - Overtime																											

BRIAN BURNS
6'5" // 250
FLORIDA STATE
FORT LAUDERDALE, FLA.

0
OLB

EXPERIENCE (YEARS)
NFL: 5, Panthers: 5

BIRTHDATE: 4.23.98

ACQUIRED: D1-19

NFL RANKINGS

- His 38.0 career sacks are the second most in the NFL for all players in the 2019 Draft Class and 11th most among all NFL players in the last four seasons.
- In 2020, tied for fifth among defensive ends with three forced fumbles.
- Tallied 7.5 sacks in 2019 season, fourth-most among NFL rookies.

FRANCHISE RANKINGS

- Has tallied 38.0 career sacks, second-most by any Panther in their first 64 career games.

PRO CAREER

- **2022:** Started 16 games at defensive end before missing the last game of the season due to injury...Ranked fourth on the team and 10th league-wide among defensive linemen with 63 total tackles...Led the team and finished tied for third league-wide with 17 tackles for loss...Since the 2020 season, ranks eighth league-wide with 30.5 sacks and seventh with 38 tackles for loss...Named NFC Defensive Player of the Week for Week 12 after recording two sacks, including a strip sack, and a tackle for loss against the Broncos...In Week 16 against the Lions, recorded his fifth career multi-sack game finishing the game with 2.0 sacks, three quarterback hits and two tackles for loss.
- **2021:** Played in every game of the season while starting all but one game at DE...Named a 2022 Pro Bowl starter...Led the team and tied for fifth in the NFC in tackles for loss (13)...Recorded 9.0 sacks for the second season in a row...Began the 2021 campaign recording 1.0 sack in each of the first three games.
- **2020:** Saw action in 15 games, starting 14 for the Panthers in 2020...Led the team with 9.0 sacks and three forced fumbles...Posted 58 total tackles, including eight tackles for loss...Made 21 QB hits which tied for fifth among NFL defensive ends.
- **2019:** Played in 16 games with five starts in 2019 season...Posted 7.5 sacks to go with 23 tackles, one forced fumble and one fumble recovery return for a TD.

TRANSACTIONS

- Drafted by Carolina in the first round (16th overall) of the 2019 NFL Draft (4/25/19).

COLLEGE & PERSONAL

- Appeared in 38 games with 25 starts for Florida State and recorded 124 tackles, including 39.5 for loss with 24.0 sacks, seven forced fumbles, seven pass breakups, three blocked kicks and two fumble recoveries...sacks total of 24.0 ranked fifth in program history...ranked eighth on FSU's all-time career tackles for loss list with 39.5...In 2018, was named to Phil Steele's All-America team, All-ACC First Team and Bednarik Award semifinalist...produced 52 tackles, including 15.5 for loss with 10.0 sacks, eight quarterback hurries, three forced fumbles, three pass breakups and one fumble recovery...ranked first in the ACC and eighth in the NCAA with 0.83 sacks per game, while leading the ACC in tackles for loss...In 2017, recorded 48 tackles, including 13.5 for loss and 4.5 sacks, three forced fumbles and two blocked punts, tying for first in the conference...In 2016, earned Freshman All-American honors from a number of publications after he led all NCAA freshmen with 9.5 sacks, the most by an FSU freshman since 1977...Attended American Heritage High School in Fort Lauderdale, Fla...Brother, Stanley McClover, was drafted by Carolina in 2006...A native of Fort Lauderdale, Fla...Attended American Heritage HS.

BRIAN BURNS' NFL REGULAR SEASON DEFENSIVE STATISTICS

DATE	TEAM	GP	GS	TACKLES							INTERCEPTIONS					O. FUMB					ST				
				TK	S	A	TFL	YDS	SK	YDS	QBH	NO	YDS	LG	TD	PD	FF	FR	TD	YDS	TK	S	A	FF	FR
2019	Panthers	16	5	23	17	6	5	28	7.5	34.0	16	0	0	0	0	0	1	1	1	56	2	2	0	0	0
2020	Panthers	15	14	58	35	23	8	51	9.0	78.0	21	0	0	0	4	3	0	0	0	0	0	0	0	0	0
2021	Panthers	17	16	51	31	20	13	61	9.0	78.0	18	0	0	0	4	2	0	0	0	0	0	0	0	0	0
2022	Panthers	16	16	63	34	29	17	98	12.5	83.0	22	0	0	0	3	1	0	0	0	0	0	0	0	0	0
NFL TOTALS		64	51	195	117	78	43	238	38.0	273.0	77	0	0	0	11	7	1	1	56	2	2	0	0	0	0

SINGLE-GAME HIGHS: DEFENSIVE

Total Tackles 8 vs. Cleveland Browns, Sep 11, 2022
Solo Tackles 5 vs. Cleveland Browns, Sep 11, 2022
Sacks 2.0 vs. Detroit Lions, Dec 24, 2022
 ...4 more at 2.0.
Passes Defensed 1 vs. Denver Broncos, Nov 27, 2022
 ...9 more at 1.
Forced Fumbles 1 vs. Denver Broncos, Nov 27, 2022
 ...6 more at 1.

Fumble Recoveries 1 vs. Jacksonville Jaguars, Oct 06, 2019
Tackles For Loss 3 vs. Arizona Cardinals, Oct 02, 2022
 ...1 more at 3.
Special Teams Tackles 1 at Indianapolis Colts, Dec 22, 2019
 ...1 more at 1.
Longest Opp Fumble Return 56 vs. Jacksonville Jaguars, Oct 06, 2019

2022 GAME-BY-GAME REGULAR-SEASON STATISTICS (PANTHERS)

DATE	OPPONENT	P/S	TACKLES							INTERCEPTIONS				O. FUMB			ST		MISC		W/L	SCORE						
			TK	S	A	SK	YDS	TFL	YDS	QBH	NO	YDS	LG	TD	PD	FF	FR	TD	YDS	TK			S	A	FF	FR	S	A
09/11	Browns	S	8	5	3	0.0	0.0	0	0	0	0	0	0	0	0	0	0	0	0	0	0	0	0	0	0	0	L	24-26
09/18	at Giants	S	4	4	0	2.0	9.0	2	9	4	0	0	0	0	0	0	0	0	0	0	0	0	0	0	0	0	L	16-19
09/25	Saints	S	0	0	0	0.0	0.0	0	0	0	1	0	0	0	0	0	0	0	0	0	0	0	0	0	0	W	22-14	
10/02	Cardinals	S	7	4	3	1.0	1.0	3	7	0	0	0	0	0	0	0	0	0	0	0	0	0	0	0	0	0	L	16-26
10/09	49ers	S	2	1	1	1.0	6.0	1	6	1	0	0	0	0	1	0	0	0	0	0	0	0	0	0	0	0	L	15-37
10/16	at Rams	S	3	1	2	0.0	0.0	0	0	0	0	0	0	0	0	0	0	0	0	0	0	0	0	0	0	L	10-24	
10/23	Buccaneers	S	5	3	2	1.0	14.0	2	20	1	0	0	0	0	0	0	0	0	0	0	0	0	0	0	0	W	21-3	
10/30	at Falcons	S	7	3	4	0.0	0.0	0	0	2	0	0	0	0	0	0	0	0	0	0	0	0	0	0	0	0	L	34-37+
11/06	at Bengals	S	2	1	1	1.0	5.0	1	5	1	0	0	0	0	0	0	0	0	0	0	0	0	0	0	0	0	L	21-42
11/10	Falcons	S	7	2	5	1.0	8.0	1	8	3	0	0	0	0	0	0	0	0	0	0	0	0	0	0	0	W	25-15	
11/20	at Ravens	S	5	2	3	1.0	7.0	2	10	1	0	0	0	0	0	0	0	0	0	0	0	0	0	0	0	0	L	3-13
11/27	Broncos	S	3	2	1	2.0	11.0	1	11	3	0	0	0	0	1	1	0	0	0	0	0	0	0	0	0	W	23-10	
12/11	at Seahawks	S	2	0	2	0.5	3.0	0	0	1	0	0	0	0	0	0	0	0	0	0	0	0	0	0	0	W	30-24	
12/18	Steelers	S	3	2	1	0.0	0.0	1	3	0	0	0	0	0	0	0	0	0	0	0	0	0	0	0	0	0	L	16-24
12/24	Lions	S	2	2	0	2.0	19.0	2	19	3	0	0	0	0	1	0	0	0	0	0	0	0	0	0	0	W	37-23	
01/01	at Buccaneers	S	3	2	1	0.0	0.0	1	0	1	0	0	0	0	0	0	0	0	0	0	0	0	0	0	0	0	L	24-30
01/08	at Saints		ON INACTIVE LIST																				W	10-7				
2022 TOTALS		16-16	63	34	29	12.5	83.0	17	98	22	0	0	0	0	3	1	0	0	0	0	0	0	0	0	0	0	7-10	
+- - Overtime																												



**DAMIERE
BYRD**

5'9" // 180

**SOUTH CAROLINA
SICKLERVILLE, N.J.**

**18
WR**

EXPERIENCE (YEARS)

NFL

PANTHERS

8

4

BIRTHDATE

1.27.93

ACQUIRED

FA-23

PRO CAREER

- **2022:** Appeared in 14 games (four starts) for the Atlanta Falcons...Racked up 13 receptions for 268 yards and two touchdowns.
- **2021:** Played in all 17 games for the Chicago Bears, starting in four...Caught 26 passes for 329 yards and a touchdown.
- **2020:** Played in 16 games for the New England Patriots while starting 14 contests...Finished the season with a career-high 47 receptions for 604 yards and a touchdown.
- **2019:** Saw action in 11 games for the Arizona Cardinals (three starts)...Hauled in 32 receptions for 359 yards and a touchdown...Returned four kicks for 59 yards.
- **2018:** Played in eight games for the Panthers...Hauled in one catch for eight yards...Returned 11 punts for 104 yards (9.5 avg).
- **2017:** Appeared in eight games while starting three contests...Finished the season with 10 catches for 105 yards and two touchdowns...Returned seven kicks for 229 yards and a 103-yard touchdown which tied for the second-longest touchdown in the league in 2017.
- **2016:** Played in one game for the Panthers against the Tampa Bay Buccaneers in Week 16...Hauled in one catch for 16 yards...Returned one kick for 31 yards.

TRANSACTIONS

- Signed as an undrafted free agent by the Carolina Panthers (5/4/15)...Released by Carolina (9/5/15)...Signed to Carolina's practice squad (9/6/15)...Released by Carolina (9/19/15)...Signed to Carolina's practice squad (9/22/15)...Signed by Carolina (2/9/16)...Released by Carolina (10/13/16)...Signed to Carolina's practice squad (10/15/16)...Signed to active roster (12/29/16)...Re-signed by Carolina (3/9/18)...Signed by the Arizona Cardinals (3/26/19)...Signed by the New England Patriots (3/18/20)...Signed by the Chicago Bears (5/4/21)...Signed by the Atlanta Falcons (4/5/22)...Declared Free Agent (3/15/23)...Signed by Carolina (4/14/23).

COLLEGE & PERSONAL

- Played four seasons (2011-14) at the University of South Carolina, appearing in 47 career games and making 20 starts...Recorded 68 receptions for 1,265 yards and 10 touchdowns for the Gamecocks...As a senior, finished the season with 20 receptions for 308 yards and three scores...As a junior, finished third on the team with 33 catches and placed second with 575 receiving yards...Averaged 17.4 yards per catch and tallied four scores...Played in all 13 games as a sophomore, making two starts...Caught 14 passes for 366 yards with three touchdowns...As a freshman, appeared in nine games while starting three...Caught one pass for 16 yards, rushed 10 times for 73 yards and had one kickoff return for 24 yards...A native of Sicklerville, N.J...Attended Timber Creek HS.

DAMIERE BYRD'S NFL REGULAR SEASON RUSHING/RECEIVING STATISTICS

DATE	TEAM	RECEIVING								RUSHING				
		GP	GS	NO.	YDS.	AVG.	LG	TD	NO.	YDS.	AVG.	LG	TD	
2016	Panthers	1	0	1	16	16.0	16	0	0	0	0.0	0	0	
2017	Panthers	8	3	10	105	10.5	31	2	1	12	12.0	12	0	
2018	Panthers	8	0	1	8	8.0	8	0	0	0	0.0	0	0	
2019	Cardinals	11	3	32	359	11.2	58	1	0	0	0.0	0	0	
2020	Patriots	16	14	47	604	12.9	42t	1	2	15	7.5	11	0	
2021	Bears	17	4	26	329	12.7	54t	1	0	0	0.0	0	0	
2022	Falcons	14	4	13	268	20.6	75t	2	0	0	0.0	0	0	
NFL TOTALS		75	28	130	1,689	13.0	75T	7	3	27	9.0	12	0	

DAMIERE BYRD'S NFL REGULAR SEASON RETURN STATISTICS

DATE	TEAM	RET.	KICKOFF RETURNS				PUNT RETURNS					
			YDS.	AVG.	LG	TD	NO.	FC	YDS.	AVG.	LG	TD
2016	Panthers	1	31	31.0	31	0	0	0	0	0.0	0	0
2017	Panthers	7	229	32.7	103t	1	1	0	9	9.0	9	0
2018	Panthers	2	34	17.0	22	0	11	5	104	9.5	30	0
2019	Cardinals	4	59	14.8	23	0	0	0	0	0.0	0	0
2020	Patriots	0	0	0.0	0	0	2	5	0	0.0	0	0
2021	Bears	0	0	0.0	0	0	1	0	0	0.0	0	0
2022	Falcons	0	0	0.0	0	0	0	0	0	0.0	0	0
NFL TOTALS		14	353	25.2	103T	1	15	10	113	7.5	30	0

SINGLE-GAME HIGHS: RUSHING/RECEIVING

Rush Attempts	1 vs. New York Jets, Jan 03, 2021 ...2 more at 1.
Rushing Yards	12 at New England Patriots, Oct 01, 2017
Longest Runs	12 at New England Patriots, Oct 01, 2017
Receptions	7 at Los Angeles Rams, Dec 29, 2019
Receiving Yards	132 at Houston Texans, Nov 22, 2020
Receiving Average	22.3 vs. Carolina Panthers, Oct 30, 2022
Longest Receptions	75t at Cincinnati Bengals, Oct 23, 2022
Receiving TDs	2 vs. Green Bay Packers, Dec 17, 2017
All-Purpose Yards	177 vs. Tampa Bay Buccaneers, Dec 24, 2017
Kickoff Returns	4 at Baltimore Ravens, Sep 15, 2019
Kickoff Return Yards	146 vs. Tampa Bay Buccaneers, Dec 24, 2017

Longest Kickoff Return	103t vs. Tampa Bay Buccaneers, Dec 24, 2017
Kickoff Return TDs	1 vs. Tampa Bay Buccaneers, Dec 24, 2017
Fair Catches	2 vs. Las Vegas Raiders, Sep 27, 2020 ...2 more at 2.
Punt Return Yards	47 vs. Dallas Cowboys, Sep 09, 2018
Longest Punt Return	30 vs. Dallas Cowboys, Sep 09, 2018
Punt Returns	3 vs. Dallas Cowboys, Sep 09, 2018
Punt Return Average	15.7 vs. Dallas Cowboys, Sep 09, 2018
Kickoff Return Average	48.7 vs. Tampa Bay Buccaneers, Dec 24, 2017
Special Teams Tackles	1 at Philadelphia Eagles, Oct 21, 2018 ...1 more at 1.
Most TDs	2 vs. Green Bay Packers, Dec 17, 2017
Miscellaneous Tackles	1 at Seattle Seahawks, Sep 20, 2020 ...2 more at 1.

100-YARD RECEIVING GAMES (1): REGULAR SEASON

DATE	TEAM	NO.	YDS.	AVG.	LG	TD
11/22/20	at Texans	6	132	22.0	42t	1

2022 GAME-BY-GAME REGULAR-SEASON STATISTICS (FALCONS)

DATE	OPPONENT	P/S	RECEIVING					RUSHING					TD	W/L	SCORE	
			NO.	YDS.	AVG.	LG	TD	NO.	YDS.	AVG.	LG	TD				
09/11	Saints		ON INACTIVE LIST											L	26-27	
09/18	at Rams		ON INACTIVE LIST											L	27-31	
09/25	at Seahawks		ON INACTIVE LIST											W	27-23	
10/02	Browns	P	0	0	0.0	0	0	0	0	0.0	0	0	0	0	W	23-20
10/09	at Buccaneers	P	0	0	0.0	0	0	0	0	0.0	0	0	0	L	15-21	
10/16	49ers	P	0	0	0.0	0	0	0	0	0.0	0	0	0	W	28-14	
10/23	at Bengals	S	1	75	75.0	75t	1	0	0	0.0	0	0	0	L	17-35	
10/30	Panthers	S	3	67	22.3	47t	1	0	0	0.0	0	0	0	W	37-34+	
11/06	Chargers	S	0	0	0.0	0	0	0	0	0.0	0	0	0	L	17-20	
11/10	at Panthers	P	3	58	19.3	21	0	0	0	0.0	0	0	0	L	15-25	
11/20	Bears	P	2	29	14.5	19	0	0	0	0.0	0	0	0	W	27-24	
11/27	at Commanders	P	0	0	0.0	0	0	0	0	0.0	0	0	0	L	13-19	
12/04	Steelers	P	1	12	12.0	12	0	0	0	0.0	0	0	0	L	16-19	
12/18	at Saints	P	0	0	0.0	0	0	0	0	0.0	0	0	0	L	18-21	
12/24	at Ravens	S	1	15	15.0	15	0	0	0	0.0	0	0	0	L	9-17	
01/01	Cardinals	P	1	12	12.0	12	0	0	0	0.0	0	0	0	W	20-19	
01/08	Buccaneers	P	1	0	0.0	0	0	0	0	0.0	0	0	0	W	30-17	
2022 TOTALS		14-4	13	268	20.6	75T	2	0	0	0.0	0	0	0	7-10		

+ - Overtime



DJ

CHARK JR.

6'4" // 205

LSU
ALEXANDRIA, LA.

EXPERIENCE (YEARS)

NFL	PANTHERS
6	1

BIRTHDATE

9.23.96

ACQUIRED

FA-23

17

WR

PRO CAREER

- **2022:** Appeared in 11 games while making 10 starts for the Detroit Lions...Recorded 502 receiving yards and three touchdowns on 30 receptions...From Week 11-18, gained 280 receiving yards on vertical routes, the fifth-most in the NFL during that time frame according to Next Gen Stats.
- **2021:** Started and played in four contests...Hauled in seven receptions for 154 yards and two touchdowns.
- **2020:** Appeared in 13 games for the Jaguars while making 12 starts...Finished the season with 706 receiving yards and five catches on 53 catches.
- **2019:** Played in 15 games while making 14 starts...Garnered Pro Bowl honors after hauling in 73 catches for 1,008 yards and eight touchdowns...His eight receiving touchdowns finished tied for ninth league-wide.
- **2018:** Appeared in 11 games for the Jacksonville Jaguars as a rookie...Finished the season with 14 catches and 174 receiving yards.

TRANSACTIONS

- Drafted by Jacksonville in the second round of 2018 NFL Draft (61st overall)...Signed with the Detroit Lions (3/16/22)...Signed with Carolina (3/24/23).

COLLEGE & PERSONAL

- Played four seasons at LSU from 2014-17, where he appeared in 36 games and totaled 66 receptions for 1,351 yards (20.5 avg.) and six touchdowns...Also rushed 25 times for 264 yards (10.6 avg.) and four touchdowns, finishing his career with 1,817 all-purpose yards...As a senior, played in 13 games and led the team with 40 receptions for 874 yards and three touchdowns...As a junior, appeared in 12 games and tallied 26 receptions for 466 yards and three touchdowns...Added 12 carries for 122 rushing yards and two touchdowns...In 2015, saw action in five games, recording a 79-yard rushing touchdown on his first-ever collegiate touch...A native of Alexandria, La...Attended Alexandria HS.

DJ CHARK JR.'S NFL REGULAR SEASON RUSHING/RECEIVING STATISTICS

DATE	TEAM	RECEIVING							RUSHING				
		GP	GS	NO.	YDS.	AVG.	LG	TD	NO.	YDS.	AVG.	LG	TD
2018	Jaguars	11	0	14	174	12.4	38	0	0	0	0.0	0	0
2019	Jaguars	15	14	73	1,008	13.8	69	8	2	20	10.0	20	0
2020	Jaguars	13	12	53	706	13.3	73t	5	0	0	0.0	0	0
2021	Jaguars	4	4	7	154	22.0	41t	2	0	0	0.0	0	0
2022	Lions	11	10	30	502	16.7	51	3	0	0	0.0	0	0
NFL TOTALS		54	40	177	2,544	14.4	73T	18	2	20	10.0	20	0

DJ CHARK JR.'S NFL REGULAR SEASON RETURN STATISTICS

DATE	TEAM	KICKOFF RETURNS					PUNT RETURNS					
		RET.	YDS.	AVG.	LG	TD	NO.	FC	YDS.	AVG.	LG	TD
2018	Jaguars	7	186	26.6	47	0	0	0	-8	0.0	0	0
2019	Jaguars	0	0	0.0	0	0	0	0	0	0.0	0	0
2020	Jaguars	0	0	0.0	0	0	0	0	0	0.0	0	0
2021	Jaguars	0	0	0.0	0	0	0	0	0	0.0	0	0
2022	Lions	0	0	0.0	0	0	0	0	0	0.0	0	0
NFL TOTALS		7	186	26.6	47	0	0	0	-8	0.0	0	0

SINGLE-GAME HIGHS: RUSHING/RECEIVING

Rush Attempts	1 vs. New York Jets, Oct 27, 2019 ...1 more at 1.
Rushing Yards	20 at Cincinnati Bengals, Oct 20, 2019
Longest Runs	20 at Cincinnati Bengals, Oct 20, 2019
Receptions	9 vs. Los Angeles Chargers, Dec 08, 2019
Receiving Yards	164 at Carolina Panthers, Oct 06, 2019
Receiving Average	36.5 vs. Kansas City Chiefs, Sep 08, 2019
Longest Receptions	73t vs. Houston Texans, Nov 08, 2020
Receiving TDs	2 at Cincinnati Bengals, Oct 04, 2020 ...2 more at 2.
All-Purpose Yards	164 at Carolina Panthers, Oct 06, 2019

Kickoff Returns	3 at Indianapolis Colts, Nov 11, 2018
Kickoff Return Yards	108 at Indianapolis Colts, Nov 11, 2018
Longest Kickoff Return	47 at Indianapolis Colts, Nov 11, 2018
Kickoff Return Average	36.0 at Indianapolis Colts, Nov 11, 2018
Special Teams Tackles	1 at Houston Texans, Dec 30, 2018 ...4 more at 1.
Most TDs	2 at Cincinnati Bengals, Oct 04, 2020 ...2 more at 2.
Miscellaneous Tackles	1 at Minnesota Vikings, Dec 06, 2020 ...1 more at 1.
Longest Own Fumble Return	7 vs. New England Patriots, Sep 16, 2018

100-YARD RECEIVING GAMES (S): REGULAR SEASON

DATE	TEAM	NO.	YDS.	AVG.	LG	TD
09/08/19	CHIEFS	4	146	36.5	69	1
10/06/19	at Panthers	8	164	20.5	37t	2
11/17/19	at Colts	8	104	13.0	34t	2
11/08/20	TEXANS	7	146	20.9	73t	1
12/24/22	at Panthers	4	108	27.0	51	0

2022 GAME-BY-GAME REGULAR-SEASON STATISTICS (LIONS)

DATE	OPPONENT	P/S	RECEIVING					RUSHING					TD	W/L	SCORE
			NO.	YDS.	AVG.	LG	TD	NO.	YDS.	AVG.	LG	TD			
09/11	Eagles	S	4	52	13.0	22t	1	0	0	0.0	0	0	0	L	35-38
09/18	Commanders	S	0	0	0.0	0	0	0	0	0.0	0	0	0	W	36-27
09/25	at Vikings	S	3	46	15.3	23	0	0	0	0.0	0	0	L	24-28	
10/02	Seahawks							ON INACTIVE LIST					L	45-48	
10/09	at Patriots							ON INACTIVE LIST					L	0-29	
10/23	at Cowboys							INJURED RESERVE					L	6-24	
10/30	Dolphins							INJURED RESERVE					L	27-31	
11/06	Packers							INJURED RESERVE					W	15-9	
11/13	at Bears							INJURED RESERVE					W	31-30	
11/20	at Giants	P	0	0	0.0	0	0	0	0	0.0	0	0	0	W	31-18
11/24	Bills	S	2	16	8.0	15	1	0	0	0.0	0	0	L	25-28	
12/04	Jaguars	S	5	98	19.6	41	0	0	0	0.0	0	0	W	40-14	
12/11	Vikings	S	6	94	15.7	48t	1	0	0	0.0	0	0	W	34-23	
12/18	at Jets	S	1	18	18.0	18	0	0	0	0.0	0	0	W	20-17	
12/24	at Panthers	S	4	108	27.0	51	0	0	0	0.0	0	0	L	23-37	
01/01	Bears	S	2	56	28.0	28	0	0	0	0.0	0	0	W	41-10	
01/08	at Packers	S	3	14	4.7	9	0	0	0	0.0	0	0	W	20-16	
2022 TOTALS		11-10	30	502	16.7	51	3	0	0	0.0	0	0	0	9-8	

JEREMY CHINN
6'3" // 220
SOUTHERN ILLINOIS
FISHERS, IND.

21
S

EXPERIENCE (YEARS)
NFL: 4, Panthers: 4

BIRTHDATE: 2.26.98

ACQUIRED: D28-20

NFL RANKINGS

- Scored two fumble recovery touchdowns on back-to-back plays from scrimmage (at MIN 11/29/20), becoming the first player in the Super Bowl era with two fumble recovery TDs in the same game and also the fastest two defensive touchdowns (.10 seconds of game time) in the Super Bowl era.
- In 2020, became fifth NFL player and first rookie with at least 100 tackles, two defensive touchdowns, 1.0 sack, one interception, one forced fumble, one fumble recovery and one tackle for loss in a season (since 2000 when tackles are official).
- Led all NFL rookies with 116 tackles in 2020.

FRANCHISE RANKINGS

- Finished with third-most tackles (117) by a rookie in a season in franchise history.
- Became first player to score two defensive TDs in a regular-season game in franchise history.
- One of two players in franchise history (James Anderson, 2010) with two fumble recoveries and 10+ tackles in the same regular-season game.
- In Week 16 of the 2021 season, surpassed the 100 tackle mark on the year, making him just the third player in franchise history (Jon Beason and Luke Kuechly) to record 100+ tackles in their first two NFL seasons.

HONORS

- PFWA All-Rookie Team (2020)
- Two-time NFL Defensive Rookie of the Month (October, November)...First Panther to ever win the award twice in their rookie season.

PRO CAREER

- 2022:** Started and played in 11 games after spending time on the injured reserve list...Recorded 70 combined tackles, including two tackles for loss and a quarterback hit...Tallied six passes defended.
- 2021:** Started and played in all but one game of the 2021 season at free safety...Finished the season with a team leading 107 total tackles, ranked tied for eighth league-wide among defensive backs...recorded a fumble recovery and returned for 16 yards against the Philadelphia Eagles in Week 5.
- 2020:** Started and played in 15 games in rookie season in Carolina in 2020...Led team with 117 tackles, two defensive touchdowns and two fumble recoveries while making an interception, five pass deflections and two forced fumbles.

TRANSACTIONS

- Drafted by the Panthers with the 64th overall pick (second round) of the 2020 draft.

COLLEGE & PERSONAL

- Spent four years at Southern Illinois University, where he totaled 243 career tackles, 13 interceptions, 31 passes defended, six forced fumbles, two fumble recoveries and 1.0 sack...Earned consensus All-American honors at the FCS level as a senior in 2019...First-Team All-Missouri Valley Football Conference...Participated in the Senior Bowl and invited to the NFL Scouting Combine...Tallied 71 tackles, four interceptions and three PBUs on the year...Earned First-Team All-MVFC as a junior in 2018...Led the team with 3 interceptions and 95 interception return yards...Ranked 2nd on the team in tackles with 55...Recorded a team-high 9 pass breakups...Second-Team All-MVFC as a sophomore in 2017...Started all 11 games at safety...Team's third-leading tackler with 66 stops...Added three interceptions, six pass breakups, four forced fumbles and one fumble recovery...Named First-Team Freshman All-American by HERO Sports in 2016...MVFC All-Newcomer Team...Played in 8 games and started 6...Recorded 51 tackles and three interceptions...Attended Fishers High School in Fishers, Indiana...Set school records for interceptions in a season, interception return yards in a season and interceptions in a career...Had seven career interceptions and four in his senior season...Nephew of NFL Hall of Fame safety Steve Atwater...Majored in exercise science...A native of Fishers, Ind...Attended Fishers HS.

JEREMY CHINN'S NFL REGULAR SEASON DEFENSIVE STATISTICS

DATE	TEAM	GP	GS	TACKLES							INTERCEPTIONS				O. FUMB				ST		MISC						
				TK	S	A	TFL	YDS	SK	YDS	QBH	NO	YDS	LG	TD	PD	FF	FR	TD	YDS	TK	S	A	FF	FR	S	A
2020	Panthers	15	15	116	68	48	2	3	1.0	11.0	5	1	0	0	0	5	2	2	2	45	1	0	1	0	0	0	0
2021	Panthers	16	16	106	74	32	6	13	1.0	7.0	5	1	0	0	0	5	1	1	0	18	1	1	0	0	0	0	0
2022	Panthers	11	11	70	51	19	2	11	1.0	11.0	1	0	0	0	0	6	0	0	0	0	0	0	0	0	0	0	0
NFL TOTALS		42	42	292	193	99	10	27	3.0	29.0	11	2	0	0	0	16	3	3	2	63	2	1	1	0	0	0	0

SINGLE-GAME HIGHS: DEFENSIVE

Total Tackles 14 vs. Pittsburgh Steelers, Dec 18, 2022
Solo Tackles 11 vs. Pittsburgh Steelers, Dec 18, 2022
Sacks 1.0 vs. New Orleans Saints, Sep 25, 2022
 ...2 more at 1.0.
Passes Defensed 2 vs. New Orleans Saints, Sep 25, 2022
 ...1 more at 2.
Forced Fumbles 1 vs. New England Patriots, Nov 07, 2021
 ...2 more at 1.

Fumble Recoveries 2 at Minnesota Vikings, Nov 29, 2020
Tackles For Loss 2 vs. New England Patriots, Nov 07, 2021
Interceptions 1 at Buffalo Bills, Dec 19, 2021
 ...1 more at 1.
Special Teams Tackles 1 at New Orleans Saints, Jan 02, 2022
 ...1 more at 1.
Longest Opp Fumble Return 45 at Minnesota Vikings, Nov 29, 2020

2022 GAME-BY-GAME REGULAR-SEASON STATISTICS (PANTHERS)

DATE	OPPONENT	P/S	TACKLES							INTERCEPTIONS				O. FUMB			ST			MISC		W/L	SCORE				
			TK	S	A	SK	YDS	TFL	YDS	QBH	NO	YDS	LG	TD	PD	FF	FR	TD	YDS	TK	S			A	FF	FR	S
09/11	Browns	S	7	5	2	0.0	0.0	0	0	0	0	0	0	0	0	0	0	0	0	0	0	0	0	0	0	L	24-26
09/18	at Giants	S	5	3	2	0.0	0.0	0	0	0	0	0	0	0	0	0	0	0	0	0	0	0	0	0	L	16-19	
09/25	Saints	S	8	6	2	1.0	11.0	1	11	1	1	0	0	0	0	2	0	0	0	0	0	0	0	0	0	W	22-14
10/02	Cardinals	S	0	0	0	0.0	0.0	0	0	0	0	0	0	0	0	0	0	0	0	0	0	0	0	0	L	16-26	
10/09	49ers																								L	15-37	
10/16	at Rams																								L	10-24	
10/23	Buccaneers																								W	21-3	
10/30	at Falcons																								L	34-37+	
11/06	at Bengals																								L	21-42	
11/10	Falcons																								W	25-15	
11/20	at Ravens	S	9	7	2	0.0	0.0	0	0	0	0	0	0	0	0	0	0	0	0	0	0	0	0	0	L	3-13	
11/27	Broncos	S	1	1	0	0.0	0.0	0	0	0	0	0	0	0	0	0	0	0	0	0	0	0	0	0	W	23-10	
12/11	at Seahawks	S	5	3	2	0.0	0.0	1	0	0	0	0	0	0	1	0	0	0	0	0	0	0	0	0	W	30-24	
12/18	Steelers	S	14	11	3	0.0	0.0	0	0	0	0	0	0	1	0	0	0	0	0	0	0	0	0	0	L	16-24	
12/24	Lions	S	6	5	1	0.0	0.0	0	0	0	0	0	0	1	0	0	0	0	0	0	0	0	0	0	W	37-23	
01/01	at Buccaneers	S	12	8	4	0.0	0.0	0	0	0	0	0	0	0	0	0	0	0	0	0	0	0	0	0	L	24-30	
01/08	at Saints	S	3	2	1	0.0	0.0	0	0	0	0	0	0	1	0	0	0	0	0	0	0	0	0	0	W	10-7	
2022 TOTALS		11-11	70	51	19	1.0	11.0	2	11	1	0	0	0	0	6	0	0	0	0	0	0	0	0	0	0	7-10	

+ - Overtime

BRADY CHRISTENSEN
6'6" // 300
BYU
BOUNTIFUL, UTAH

70
G

EXPERIENCE (YEARS)		BIRTHDATE	ACQUIRED
NFL	PANTHERS	9.27.96	D3A-21
3	3		

PRO CAREER

- **2022:** Started in all 17 games this season at left guard...the Panthers have had just two different starting five combinations up front in 2022 (not including jumbo packages)...Since Week Seven, the offensive line played a part in one of the league's most dominant rushing attacks...In that time span, Carolina ranked fifth league-wide in rushing attempts (359), fourth in rushing yards (1,668), and tenth in yards per rush (4.65)...Since Week Seven, the Panthers tied for third fewest sacks allowed (17), tenth in sack percentage per passing attempt (5.8%) and eighth in average time to throw for a quarterback (2.94)...In Week 16 against the Lions, the offensive line played an integral role in the offense rushing for a new franchise best 320 yards (previous high was 299 vs Tampa Bay, 12/8/08) and recording the most total net yards as an offense with 570 (previous high was 548 vs Miami, 11/13/17)...The unit kept the pocket clean for Darnold, not allowing a single sack or quarterback hit.
- **2021:** Appeared in 16 games, making six starts...Started four games at left tackle, one game at right tackle, and one game at right guard.

TRANSACTIONS

- Selected by Carolina in the third round (70th overall) of the 2021 NFL Draft (4/30/21).

COLLEGE & PERSONAL

- Played and started every game for three straight years (2018-20)...2020 Consensus All-American at left tackle...Named to 12 different All-America teams in 2020, including seven first-team honors...Team captain who set BYU record for most All-America awards in a single season...In 2020, achieved 96.0 grade at LT by PFF—setting new PFF record for highest graded season by OL player (Penei Sewell 95.5 in 2019)...Only allowed two pressures on 293 pass blocking regular season snaps...Named by Pro Football Focus No. 12 overall offensive lineman by performance in 2019...Led a 2019 offensive line unit that ranked No. 12 nationally as a group by PFF...Ranked second best freshman offensive tackle in college football by Pro Football Focus in 2018...Went to Bountiful HS in Bountiful, Utah.

BRADY CHRISTENSEN'S NFL REGULAR SEASON STATISTICS

DATE	TEAM	GP	GS
2021	Panthers	16	6
2022	Panthers	17	17
NFL TOTALS		33	23

2022 GAME-BY-GAME REGULAR-SEASON STATISTICS (PANTHERS)

DATE	OPPONENT	P/S	W/L	SCORE
09/11	Browns	S	L	24-26
09/18	at Giants	S	L	16-19
09/25	Saints	S	W	22-14
10/02	Cardinals	S	L	16-26
10/09	49ers	S	L	15-37
10/16	at Rams	S	L	10-24
10/23	Buccaneers	S	W	21-3
10/30	at Falcons	S	L	34-37+
11/06	at Bengals	S	L	21-42
11/10	Falcons	S	W	25-15
11/20	at Ravens	S	L	3-13
11/27	Broncos	S	W	23-10
12/11	at Seahawks	S	W	30-24
12/18	Steelers	S	L	16-24
12/24	Lions	S	W	37-23
01/01	at Buccaneers	S	L	24-30
01/08	at Saints	S	W	10-7
2022 TOTALS		17-17	7-10	

+ - Overtime

PRO CAREER

- **2022:** Started all 17 games this season...the Panthers had just two different starting five combinations up front in 2022 (not including jumbo packages)...Since Week Seven, the offensive line played a part in one of the league's most dominant rushing attacks...In that time span, Carolina ranked fifth league-wide in rushing attempts (359), fourth in rushing yards (1,668), and tenth in yards per rush (4.65)...Since Week Seven, the Panthers tied for third fewest sacks allowed (17), tenth in sack percentage per passing attempt (5.8%) and eighth in average time to throw for a quarterback (2.94)...In Week 16 against the Lions, the offensive line played an integral role in the offense rushing for a new franchise best 320 yards (previous high was 299 vs Tampa Bay, 12/8/08) and recording the most total net yards as an offense with 570 (previous high was 548 vs Miami, 11/13/17)...The unit kept the pocket clean for Darnold, not allowing a single sack or quarterback hit.
- **2019-2021:** Started 40 out of 41 games with the Los Angeles Rams over last three seasons, helping L.A. to a Super Bowl title in 2021.
- **2021:** Allowed just 3.0 sacks while starting all 17 games, tied for sixth-fewest among qualified NFL guards (according to PFF).
- **2020:** Posted pass blocking efficiency of 98.1 for the Rams, tied for fifth-best among qualified NFL guards (according to PFF).
- **2018-2019:** Played in 14 games with one start for Cleveland in 2018 and 2019...Traded to the Los Angeles Rams in the middle of the 2019 season.

TRANSACTIONS

- Selected in second round (33rd overall) of 2018 NFL Draft by Cleveland...Traded to Los Angeles Rams from Cleveland (10/15/19)...Signed with Carolina (3/18/22).

COLLEGE & PERSONAL

- Played four seasons at Nevada (2014-17), starting 49-of-50 career game ...Earned First Team All-MWC honors in 2017 and Second Team All-MWC honors in 2016...Semifinalist for 2017 Burlsworth Trophy and invited to Senior Bowl...Finished his career with 48 consecutive starts...Started all 12 games in 2017 as a senior...Didn't allow a sack in conference play...Went to Reed High School in Sparks, Nevada.

AUSTIN CORBETT'S NFL REGULAR SEASON STATISTICS

DATE	TEAM	GP	GS
2018	Browns	11	1
2019	Browns	3	0
2019	Rams	8	7
2019	TOTAL	11	7
2020	Rams	16	16
2021	Rams	17	17
2022	Panthers	17	17
NFL TOTALS		72	58

AUSTIN CORBETT'S NFL POSTSEASON STATISTICS

DATE	TEAM	GP	GS
2020	Rams	2	2
2021	Rams	4	4
NFL TOTALS		6	6

2022 GAME-BY-GAME REGULAR-SEASON STATISTICS (PANTHERS)

DATE	OPPONENT	P/S	W/L	SCORE
09/11	Browns	S	L	24-26
09/18	at Giants	S	L	16-19
09/25	Saints	S	W	22-14
10/02	Cardinals	S	L	16-26
10/09	49ers	S	L	15-37
10/16	at Rams	S	L	10-24
10/23	Buccaneers	S	W	21-3
10/30	at Falcons	S	L	34-37+
11/06	at Bengals	S	L	21-42
11/10	Falcons	S	W	25-15
11/20	at Ravens	S	L	3-13
11/27	Broncos	S	W	23-10
12/11	at Seahawks	S	W	30-24
12/18	Steelers	S	L	16-24
12/24	Lions	S	W	37-23
01/01	at Buccaneers	S	L	24-30
01/08	at Saints	S	W	10-7
2022 TOTALS	17-17		7-10	

+ - Overtime

MATT CORRAL
6'2" // 205
MISSISSIPPI
VENTURA, CALIF

2
QB

EXPERIENCE (YEARS)		BIRTHDATE	ACQUIRED
NFL	PANTHERS	1.31.99	D3-22
2	2		

PRO CAREER

- 2022: Spent the season on the Injured Reserve list.

TRANSACTIONS

- Selected by Carolina in the third round (94th overall) of the 2022 NFL Draft (4/29/22).

COLLEGE & PERSONAL

- Played four seasons (2018-21) at Mississippi...Totaled 8,287 passing yards and 57 passing touchdowns in his career...In 2021, earned second-team All-SEC honors...Threw for 3,349 yards and 20 passing touchdowns with just five interceptions, also running for 11 touchdowns...One of just five FBS quarterbacks with 20+ passing touchdowns and 10+ rushing touchdowns...Set a school record with a career completion percentage of 67.3...In 2020, led all of FBS with 384.3 total yards (rush + pass) per game...His six passing TDs against Vanderbilt tied Eli Manning's school record...Went to Long Beach Poly and is from Ventura, Calif.


MATT CORRAL'S NFL REGULAR SEASON PASSING STATISTICS

DATE	TEAM	GP	GS	ATT.	CMP.	PCT.	YDS	AVG.	TD	INT.	LG	SK	LST	RATE
2022	Panthers	0	0	0	0	0.0	0	0.0	0	0	0	0	0	0.0
TOTALS		0	0	0	0	0.0	0	0.0	0	0	0	0	0	0.0

2022 GAME-BY-GAME REGULAR-SEASON STATISTICS (PANTHERS)

DATE	OPPONENT	P/S	PASSING										RUSHING				SCORE			
			ATT	CMP	YDS	PCT	Y/A	Y/C	TD	INT	LG	SK/YD	RATE	ATT	YDS	LG		TD	W/L	
09/11	Browns																		L	24-26
09/18	at Giants																		L	16-19
09/25	Saints																		W	22-14
10/02	Cardinals																		L	16-26
10/09	49ers																		L	15-37
10/16	at Rams																		L	10-24
10/23	Buccaneers																		W	21-3
10/30	at Falcons																		L	34-37+
11/06	at Bengals																		L	21-42
11/10	Falcons																		W	25-15
11/20	at Ravens																		L	3-13
11/27	Broncos																		W	23-10
12/11	at Seahawks																		W	30-24
12/18	Steelers																		L	16-24
12/24	Lions																		W	37-23
01/01	at Buccaneers																		L	24-30
01/08	at Saints																		W	10-7
2022 TOTALS		0-0	0	0	0	0.0	0.0	0.0	0	0	0	0/0	0.0	0	0	0	0	0	7-10	

+ - Overtime



ANDY DALTON

6'2" // 220

TCU
KATY, TEXAS

14

QB

EXPERIENCE (YEARS)		BIRTHDATE	ACQUIRED
NFL	PANTHERS	10.29.87	FA-23
13	1		

NFL RANKINGS

- Dalton's 3,734 career completions ranks 21st in NFL history and the eighth-highest total since Dalton entered the league in 2011.
- His 38,150 career passing yards ranks 24th all-time in NFL record books and ninth since being drafted in 2011.
- Dalton's 244 career touchdown passes are tied for 27th all-time in league history with John Hadl and 10th in the NFL since 2011.

PRO CAREER

- **2022:** Started and played in 14 games for the New Orleans Saints...Posted a career-high completion percentage (66.7%) after completing 252 of 378 passes for 2,871 yards and 18 touchdowns...His 95.2 passer rating ranked ninth in the NFL...Over the last 11 games of the season, ranked fifth in the league in completion percentage (68.4%)...In Week 11 against the Los Angeles Rams, posted the second-highest passer rating league-wide in the 2022 season (149.6) after completing 21 of his 25 passes for 260 yards and three touchdowns.
- **2021:** Appeared in eight games and started six contests for the Chicago Bears...Finished the season throwing for 1,515 yards and eight touchdowns after completing 149 of 236 passes (63.1%)
- **2020:** Started nine contests while appearing in 11 games for the Dallas Cowboys...Tossed for 2,170 yards after completing 64.9% of his passes (216 of 333)...Finished the season with 14 touchdown passes.
- **2019:** Played and started 13 games for the Cincinnati Bengals...Completed 314 of 528 passes for 3,494 yards and 16 touchdowns.
- **2018:** Started all 11 games he appeared in for the Bengals...Threw for 2,566 yards after completing 226 of 365 passes (61.9%)...Finished the season with 21 touchdown passes.
- **2017:** Started all 16 games for Cincinnati, finishing the season with 3,320 passing yards and 25 touchdowns through the air...Completed 59.9% of his passes (297 of 496).
- **2016:** Named to his third Pro Bowl of his career after tossing for 4,206 yards and 18 touchdown passes...Completed 364 of 563 passes (64.7%).
- **2015:** Started and played in 13 games for the Bengals...Completed 255 of his 386 passing attempts (66.1%) for 3,250 yards and 25 touchdown passes...Finished the season with a career-high 106.2 passer rating.
- **2014:** Named to his second Pro Bowl of his career after throwing for 3,398 yards and 19 touchdowns...Finished the season completing 309 of his 481 passing attempts (64.2%).
- **2013:** Threw for a career-high 4,293 yards and 33 touchdown passes after starting all 16 games...Completed 61.9% of his passes on the season (363 of 586).
- **2012:** Started and played in all 16 games...Finished the season completing 329 of 528 passing attempts (62.3%) for 3,669 yards and 27 touchdowns.
- **2011:** Started all 16 games as a rookie for the Bengals...Threw for 3,398 yards and 20 touchdowns after completing 300 of his 516 passing attempts (58.1%)...Named to the Pro Bowl and finished second behind Cam Newton in AP Offensive Rookie of the Year voting.

TRANSACTIONS

- Drafted by the Cincinnati Bengals in the second round of the 2011 Draft (35th overall)...Re-signed with the Bengals (8/4/14)...Released by the Cincinnati (4/30/20)...Signed with the Dallas Cowboys (5/4/20)...Declared free agent (3/17/21)...Signed with the Chicago Bears (3/17/21)...Declared free agent (3/16/22)...Signed with the New Orleans Saints (3/29/22)...Declared free agent (3/15/23)...Signed with the Carolina Panthers (3/16/23).

COLLEGE & PERSONAL

- Played in 50 games in four seasons (2007-10), authoring a Mountain West Conference record 42 victories on his way to school records for pass attempts (1,317), completions (812), passing yards (10,314) and touchdown passes (71)...Rushed for 1,611 career yards and 22 additional touchdowns, and departed TCU with an MWC record for total offense (11,925 yards)...As a senior in 2010, finished ninth in Heisman Trophy voting and was the MWC Offensive Player of the Year, leading TCU to a No. 2 national ranking, finishing the year 13-0, capped by a Rose Bowl win and Offensive MVP honors over Wisconsin...Threw for TCU single-season record 27 touchdowns with just six interceptions in 2010, and his 66.1 completion percentage was another TCU single-season mark...Added 435 yards and six rushing touchdowns...MWC Offensive Player of the Year and one-of-10 finalists for the Manning Award, recognizing the top quarterback in the nation, as a junior in 2009, passing Sammy Baugh for the most victories by a starting quarterback in TCU history; led the Horned Frogs to a 12-1 record, reaching the Fiesta Bowl...Ranked eighth in the nation in passing efficiency (151.83) and set a TCU single-season record for passing yards with 2,756 in 2009...A native of Katy, Texas...Attended Katy HS.

ANDY DALTON'S NFL REGULAR SEASON PASSING/RUSHING STATISTICS

DATE	TEAM	GP	GS	PASSING										RUSHING					
				ATT.	CMP.	PCT.	YDS	AVG.	TD	INT.	LG	SK	LST	RATE	NO.	YDS.	AVG.	LG	TD
2011	Bengals	16	16	516	300	58.1	3,398	6.6	20	13	84	24	160	80.4	37	152	4.1	17	1
2012	Bengals	16	16	528	329	62.3	3,669	6.9	27	16	59t	46	229	87.4	47	120	2.6	17	4
2013	Bengals	16	16	586	363	61.9	4,293	7.3	33	20	82t	29	182	88.8	61	183	3.0	12	2
2014	Bengals	16	16	481	309	64.2	3,398	7.1	19	17	81t	21	124	83.5	60	169	2.8	20t	4
2015	Bengals	13	13	386	255	66.1	3,250	8.4	25	7	80t	20	118	106.3	57	142	2.5	12	3
2016	Bengals	16	16	563	364	64.7	4,206	7.5	18	8	86t	41	264	91.8	46	184	4.0	15	4
2017	Bengals	16	16	496	297	59.9	3,320	6.7	25	12	77t	39	255	86.6	38	99	2.6	25	0
2018	Bengals	11	11	365	226	61.9	2,566	7.0	21	11	49	21	157	89.6	16	99	6.2	21	0
2019	Bengals	13	13	528	314	59.5	3,494	6.6	16	14	66t	37	249	78.3	32	73	2.3	17	4
2020	Cowboys	11	9	333	216	64.9	2,170	6.5	14	8	69	24	184	87.3	28	114	4.1	13	0
2021	Bears	8	6	236	149	63.1	1,515	6.4	8	9	60t	18	143	76.9	16	76	4.8	14	0
2022	Saints	14	14	378	252	66.7	2,871	7.6	18	9	64	25	189	95.2	30	54	1.8	14	0
TOTALS		166	162	5,396	3,374	62.5	38,150	7.1	244	144	86T	345	2,254	87.6	468	1,465	3.1	25	22

ANDY DALTON'S NFL POSTSEASON PASSING/RUSHING STATISTICS

DATE	TEAM	GP	GS	PASSING										RUSHING					
				ATT.	CMP.	PCT.	YDS	AVG.	TD	INT.	LG	SK	LST	RATE	NO.	YDS.	AVG.	LG	TD
2011	Bengals	1	1	42	27	64.3	257	6.1	0	3	36	4	33	51.4	3	17	5.7	15	0
2012	Bengals	1	1	30	14	46.7	127	4.2	0	1	45	2	9	44.7	4	15	3.8	12	0
2013	Bengals	1	1	51	29	56.9	334	6.5	1	2	49	3	8	67.0	5	26	5.2	12	0
2014	Bengals	1	1	35	18	51.4	155	4.4	0	0	26	3	11	63.4	4	34	8.5	16	0
2015	Bengals	0	0	0	0	0.0	0	0.0	0	0	0	0	0	0.0	0	0	0.0	0	0
TOTALS		4	4	158	88	55.7	873	5.5	1	6	49	12	61	57.8	16	92	5.8	16	0

SINGLE-GAME HIGHS: QUARTERBACK

Pass Attempts 56 at Miami Dolphins, Dec 22, 2019
Pass Completions 35 at Seattle Seahawks, Sep 08, 2019
Yards Passing 418 at Seattle Seahawks, Sep 08, 2019
TD Passes 5 vs. New York Jets, Oct 27, 2013
Long Passes 86t at Houston Texans, Dec 24, 2016
Completion Percentage 83.3 at Cleveland Browns, Oct 01, 2017

Passer Rating 146.8 at Cleveland Browns, Dec 06, 2015
Rush Attempts 8 vs. Cleveland Browns, Dec 29, 2019
 ...2 more at 8.
Rushing Yards 48 at New York Giants, Jan 03, 2021
 ...1 more at 48.
Rushing Average 6.9 at New York Giants, Jan 03, 2021
Longest Runs 25 vs. Cleveland Browns, Nov 26, 2017
Rushing TDs 2 vs. Baltimore Ravens, Oct 26, 2014

SINGLE-GAME HIGHS - POSTSEASON: QUARTERBACK

Pass Attempts 51 vs. San Diego Chargers, Jan 05, 2014
 42 at Houston Texans, Jan 07, 2012
 35 at Indianapolis Colts, Jan 04, 2015
 30 at Houston Texans, Jan 05, 2013
Pass Completions 29 vs. San Diego Chargers, Jan 05, 2014
 27 at Houston Texans, Jan 07, 2012
 18 at Indianapolis Colts, Jan 04, 2015
 14 at Houston Texans, Jan 05, 2013
Yards Passing 334 vs. San Diego Chargers, Jan 05, 2014
 257 at Houston Texans, Jan 07, 2012
 155 at Indianapolis Colts, Jan 04, 2015
 127 at Houston Texans, Jan 05, 2013
TD Passes 1 vs. San Diego Chargers, Jan 05, 2014
Long Passes 49 vs. San Diego Chargers, Jan 05, 2014
 48 vs. San Diego Chargers, Jan 05, 2014
 45 at Houston Texans, Jan 05, 2013
 39 at Houston Texans, Jan 05, 2013
 36 at Houston Texans, Jan 07, 2012

Completion Percentage 64.3 at Houston Texans, Jan 07, 2012
 56.9 vs. San Diego Chargers, Jan 05, 2014
 51.4 at Indianapolis Colts, Jan 04, 2015
 46.7 at Houston Texans, Jan 05, 2013
Passer Rating 67.0 vs. San Diego Chargers, Jan 05, 2014
 63.4 at Indianapolis Colts, Jan 04, 2015
 51.4 at Houston Texans, Jan 07, 2012
 44.7 at Houston Texans, Jan 05, 2013
Rush Attempts 5 vs. San Diego Chargers, Jan 05, 2014
 4 at Indianapolis Colts, Jan 04, 2015
 4 at Houston Texans, Jan 05, 2013
 3 at Houston Texans, Jan 07, 2012
Rushing Yards 34 at Indianapolis Colts, Jan 04, 2015
 26 vs. San Diego Chargers, Jan 05, 2014
 17 at Houston Texans, Jan 07, 2012
 15 at Houston Texans, Jan 05, 2013
Longest Runs 16 at Indianapolis Colts, Jan 04, 2015
 16 at Indianapolis Colts, Jan 04, 2015
 15 at Houston Texans, Jan 07, 2012
 12 vs. San Diego Chargers, Jan 05, 2014
 12 at Houston Texans, Jan 05, 2013

300-YARD PASSING GAMES (32): REGULAR SEASON

DATE	TEAM	NO.	YDS.	AVG.	LG	TD
09/18/11	at Broncos	27	332	12.3	84	2
11/20/11	at Ravens	24	373	15.5	49t	1
09/16/12	BROWNS	24	318	13.3	50t	3
09/23/12	at Commanders	19	328	17.3	59t	3
10/14/12	at Browns	31	381	12.3	57t	3
10/13/13	at Bills	26	337	13.0	54	3
10/20/13	at Lions	24	372	15.5	82t	3
10/27/13	JETS	19	325	17.1	53	5
10/31/13	at Dolphins	32	338	10.6	26	0
12/22/13	VIKINGS	27	363	13.4	41	4
09/07/14	at Ravens	25	301	12.0	77t	1
10/12/14	PANTHERS	33	323	9.8	34t	2
12/07/14	STEELERS	21	302	14.4	81t	2
09/27/15	at Ravens	20	383	19.2	80t	3
10/04/15	CHIEFS	17	321	18.9	55t	1
10/11/15	SEAHAWKS	30	331	11.0	44	2
11/22/15	at Cardinals	22	315	14.3	42	2
09/11/16	at Jets	23	366	15.9	54t	1
09/18/16	at Steelers	31	366	11.8	29	1
10/23/16	BROWNS	19	308	16.2	48t	2
12/04/16	EAGLES	23	332	14.4	50	2
10/08/17	BILLS	22	328	14.9	77t	1
09/23/18	at Panthers	29	352	12.1	49	2
09/30/18	at Falcons	29	337	11.6	39t	3
09/08/19	at Seahawks	35	418	11.9	55t	2
09/15/19	49ERS	26	311	12.0	66t	2
10/27/19	at Rams	32	329	10.3	52	1
12/22/19	at Dolphins	33	396	12.0	34t	4
12/27/20	EAGLES	22	377	17.1	69	3
11/25/21	at Lions	24	317	13.2	52	1
01/09/22	at Vikings	33	325	9.8	23t	1
10/20/22	at Cardinals	30	361	12.0	64	4

300-YARD PASSING GAMES (1): POSTSEASON

DATE	TEAM	NO.	YDS.	AVG.	LG	TD
01/05/14	CHARGERS	29	334	11.5	49	1

2022 GAME-BY-GAME REGULAR-SEASON STATISTICS (SAINTS)

DATE	OPPONENT	P/S	PASSING										RUSHING				W/L	SCORE		
			ATT	CMP	YDS	PCT	Y/A	Y/C	TD	INT	LG	SK/YD	RATE	ATT	YDS	LG			TD	
09/11	at Falcons		DID NOT PLAY (NON-INJURY)																W	27-26
09/18	Buccaneers		DID NOT PLAY (NON-INJURY)																L	10-20
09/25	at Panthers		DID NOT PLAY (NON-INJURY)																L	14-22
10/02	Vikings	S	28	20	236	71.4	8.4	11.8	1	0	33	2/9	108.6	1	3	3	0	L	25-28	
10/09	Seahawks	S	24	16	187	66.7	7.8	11.7	1	1	54	1/6	86.6	7	4	5	0	W	39-32	
10/16	Bengals	S	32	17	162	53.1	5.1	9.5	1	0	20	1/7	77.9	0	0	0	0	L	26-30	
10/20	at Cardinals	S	47	30	361	63.8	7.7	12.0	4	3	64	0/0	89.1	4	21	14	0	L	34-42	
10/30	Raiders	S	30	22	229	73.3	7.6	10.4	2	0	36t	0/0	117.2	0	0	0	0	W	24-0	
11/07	Ravens	S	29	19	210	65.5	7.2	11.1	1	1	41t	4/28	84.0	2	5	3	0	L	13-27	
11/13	at Steelers	S	27	17	174	63.0	6.4	10.2	1	2	18	2/17	62.9	3	1	1	0	L	10-20	
11/20	Rams	S	25	21	260	84.0	10.4	12.4	3	0	53t	3/32	149.6	2	-2	-1	0	W	27-20	
11/27	at 49ers	S	29	18	204	62.1	7.0	11.3	0	0	35	1/7	83.1	4	21	10	0	L	0-13	
12/05	at Buccaneers	S	28	20	229	71.4	8.2	11.5	1	0	40	2/18	107.6	1	1	1	0	L	16-17	
12/18	Falcons	S	17	11	151	64.7	8.9	13.7	2	0	22t	2/17	132.2	2	1	2	0	W	21-18	
12/24	at Browns	S	15	8	92	53.3	6.1	11.5	0	1	29	0/0	44.3	1	-1	-1	0	W	17-10	
01/01	at Eagles	S	22	18	205	81.8	9.3	11.4	0	1	58	6/38	86.6	2	-2	-1	0	W	20-10	
01/08	Panthers	S	25	15	171	60.0	6.8	11.4	1	0	25t	1/10	93.9	1	2	2	0	L	7-10	
2022 TOTALS		14-14	378	252	2,871	66.7	7.6	11.4	18	9	64	25/189	95.2	30	54	14	0	7-10		

IKEM EKWONU
6'4" // 320
NORTH CAROLINA STATE
CHARLOTTE, N.C.

79
T

EXPERIENCE (YEARS)		BIRTHDATE	ACQUIRED
NFL	PANTHERS	10.31.00	D1-22
2	2		

PRO CAREER

- 2022: Started all 17 games as a rookie at left tackle...the Panthers had just two different starting five combinations up front in 2022 (not including jumbo packages)...Since Week Seven, the offensive line played a part in one of the league's most dominant rushing attacks...In that time span, Carolina ranked fifth league-wide in rushing attempts (359), fourth in rushing yards (1,668), and tenth in yards per rush (4.65)...Since Week Seven, the Panthers tied for third fewest sacks allowed (17), tenth in sack percentage per passing attempt (5.8%) and eighth in average time to throw for a quarterback (2.94)...In Week 16 against the Lions, the offensive line played an integral role in the offense rushing for a new franchise best 320 yards (previous high was 299 vs Tampa Bay, 12/8/08) and recording the most total net yards as an offense with 570 (previous high was 548 vs Miami, 11/13/17)...The unit kept the pocket clean for Darnold, not allowing a single sack or quarterback hit.

TRANSACTIONS

- Selected by Carolina in the first round (6th overall) of the 2022 NFL Draft (4/28/22).

COLLEGE & PERSONAL

- Played three seasons at N.C. State, starting 31 games for the Wolfpack from 2019-21...Earned first team AP All-American honors and All-ACC first team accolades in 2021...Was a finalist for the Outland Trophy for college football's best offensive lineman...Earned a PFF grade of 93.8 in run-blocking in 2021, ranking second-best among qualified FBS offensive linemen...One of the seven "can't-miss-prospects" from Next Gen Stats in 2022 Draft...Allowed just three sacks in 2021 (PFF) and led the team in pancake blocks with 67...Garnered third team All-ACC honors in 2020...Earned PFF Freshman All-America honors in 2019...Full name is Ikemefuna (meaning "my effort will not be in vain") Patrick Ekwonu...Went to Providence Day High School in Charlotte, N.C...Twin brother, Osita, played linebacker at Notre Dame...A native of Charlotte, N.C...Attended Providence Day HS.

IKEM EKWONU'S NFL REGULAR SEASON STATISTICS

DATE	TEAM	GP	GS
2022	Panthers	17	17
NFL TOTALS		17	17

2022 GAME-BY-GAME REGULAR-SEASON STATISTICS (PANTHERS)

DATE	OPPONENT	P/S	W/L	SCORE
09/11	Browns	S	L	24-26
09/18	at Giants	S	L	16-19
09/25	Saints	S	W	22-14
10/02	Cardinals	S	L	16-26
10/09	49ers	S	L	15-37
10/16	at Rams	S	L	10-24
10/23	Buccaneers	S	W	21-3
10/30	at Falcons	S	L	34-37+
11/06	at Bengals	S	L	21-42
11/10	Falcons	S	W	25-15
11/20	at Ravens	S	L	3-13
11/27	Broncos	S	W	23-10
12/11	at Seahawks	S	W	30-24
12/18	Steelers	S	L	16-24
12/24	Lions	S	W	37-23
01/01	at Buccaneers	S	L	24-30
01/08	at Saints	S	W	10-7
2022 TOTALS		17-17	7-10	

+ - Overtime

CAMERON ERVING
6'5" // 315
FLORIDA STATE
MOULTRIE, GA.

75
T

EXPERIENCE (YEARS)		BIRTHDATE	ACQUIRED
NFL	PANTHERS	8.23.92	FA-21
9	3		

PRO CAREER

- **2022:** Saw action in 11 games.
- **2021:** Dealing with various injuries, started in nine games at left tackle prior to finishing the season on the injured reserve.
- **2020:** In 2020, started five games with six appearances at tackle for Dallas. ... Battled injury with two stints on IR with knee injuries.
- **2019:** Played in 13 games with eight starts at left tackle for Kansas City in 2019...Part of an offensive line that allowed just 25.0 sacks, third-fewest in NFL... Played as reserve lineman in Chiefs victory in Super Bowl LIV.
- **2018:** Started 13 games with 14 games played in 2018 as Kansas City led the NFL with 425.6 yards per game.
- **2017:** Traded to Kansas City in the preseason of 2017 from Cleveland... Played in 13 games with four starts, three at right guard and one at left tackle.
- **2015-16:** Played in 29 games, starting 17, in his first two seasons in Cleveland in 2015 and 2016. Saw action at center and both guard positions... Helped Cleveland rank second in the NFL with a 4.89 rushing average in 2016.

TRANSACTIONS

- Drafted in the first round (19th overall) of the 2015 NFL Draft by Cleveland... Traded to Kansas City from Cleveland (8/30/17)... Signed as a free agent with Dallas (3/25/20)... Signed as a free agent with Carolina (3/18/21)... Re-signed with Carolina (5/9/23).

COLLEGE & PERSONAL

- Played in 55 games at Florida State, making 42 consecutive starts, including every one of Florida State's 29-game winning streak that stretched over the course of the 2013 and 2014 seasons... Two-time winner of the Jacobs Blocking Trophy given to the ACC's top lineman... Earned All-America honors in 2013... All-ACC as both a center and left tackle in consecutive seasons... Started career as defensive lineman... A native of Moultrie, Ga... Attended Colquitt County HS.

CAMERON ERVING'S NFL REGULAR SEASON STATISTICS

DATE	TEAM	GP	GS
2015	Browns	16	4
2016	Browns	13	13
2017	Chiefs	13	4
2018	Chiefs	14	13
2019	Chiefs	13	8
2020	Cowboys	6	5
2021	Panthers	9	9
2022	Panthers	11	0
NFL TOTALS		95	56

CAMERON ERVING'S NFL POSTSEASON STATISTICS

DATE	TEAM	GP	GS
2017	Chiefs	0	0
2018	Chiefs	2	2
2019	Chiefs	1	0
NFL TOTALS		3	2

2022 GAME-BY-GAME REGULAR-SEASON STATISTICS (PANTHERS)

DATE	OPPONENT	P/S		W/L	SCORE
09/11	Browns		DID NOT PLAY (NON-INJURY)	L	24-26
09/18	at Giants	P		L	16-19
09/25	Saints		DID NOT PLAY (NON-INJURY)	W	22-14
10/02	Cardinals		DID NOT PLAY (NON-INJURY)	L	16-26
10/09	49ers		DID NOT PLAY (NON-INJURY)	L	15-37
10/16	at Rams		DID NOT PLAY (NON-INJURY)	L	10-24
10/23	Buccaneers		DID NOT PLAY (NON-INJURY)	W	21-3
10/30	at Falcons	P		L	34-37+
11/06	at Bengals	P		L	21-42
11/10	Falcons	P		W	25-15
11/20	at Ravens	P		L	3-13
11/27	Broncos	P		W	23-10
12/11	at Seahawks	P		W	30-24
12/18	Steelers	P		L	16-24
12/24	Lions	P		W	37-23
01/01	at Buccaneers	P		L	24-30
01/08	at Saints	P		W	10-7
2022 TOTALS		11-0		7-10	

+ - Overtime

PRO CAREER

- **2022:** Saw action in 17 games with one start...Totalled 20 tackles, including one tackle for loss.
- **2021:** Played in all but one contest, tallying 24 total tackles, including 1 tackle for loss, and 1 QB hit.
- **2020:** Played in 14 games with four starts...Tallied 22 tackles, one pass deflection and 1.0 sack on defense.

TRANSACTIONS

- Signed as an undrafted free agent with Carolina (5/2/20).

COLLEGE & PERSONAL

- Spent four years at Temple tallying 194 career tackles, 24.0 tackles for loss, 8.0 sacks, two interceptions, 10 passes defended and two touchdowns...As a senior in 2019 was awarded a single-digit jersey, an honor given to the toughest players on the team...Finished the year with 68 tackles, 7.5 tackles for loss, 1.0 sack, an interception and three fumble recoveries...Named Second-Team All-AAC...As a junior in 2018 tallied 63 tackles, 7.0 tackles for loss, 3.0 sacks, an interception, a forced fumble and a fumble recovery...As a sophomore in 2017 totaled 59 tackles, 9.5 tackles for loss, 4.0 sacks and six passes defended on the year...Made his first career start...Appeared in all 14 games as a true freshman in 2016...Totalled four tackles on the year...Played on special teams in every game...A native of Crystal River, Fla...Attended Citrus HS.

SAM FRANKLIN JR.'S NFL REGULAR SEASON DEFENSIVE STATISTICS

DATE	TEAM	GP	GS	TACKLES							INTERCEPTIONS					O. FUMB				ST				MISC			
				TK	S	A	TFL	YDS	SK	YDS	QBH	NO	YDS	LG	TD	PD	FF	FR	TD	YDS	TK	S	A	FF	FR	S	A
2020	Panthers	14	4	22	15	7	1	5	1.0	5.0	1	0	0	0	0	1	0	0	0	0	1	0	1	0	0	0	0
2021	Panthers	16	0	15	13	2	1	1	0.0	0.0	1	0	0	0	0	1	0	0	0	0	9	6	3	0	0	0	0
2022	Panthers	17	1	7	6	1	1	3	0.0	0.0	0	0	0	0	0	1	0	0	0	13	9	4	0	0	0	0	
NFL TOTALS		47	5	44	34	10	3	9	1.0	5.0	2	0	0	0	0	2	1	0	0	0	23	15	8	0	0	0	0

SINGLE-GAME HIGHS: DEFENSIVE

Total Tackles	7 at Kansas City Chiefs, Nov 08, 2020	Passes Defended	1 at Dallas Cowboys, Oct 03, 2021 ...1 more at 1.
Solo Tackles	5 at Tampa Bay Buccaneers, Jan 09, 2022	Tackles For Loss	1 at New York Giants, Oct 24, 2021 ...1 more at 1.
Sacks	1.0 at Kansas City Chiefs, Nov 08, 2020	Special Teams Tackles	2 vs. Denver Broncos, Nov 27, 2022 ...5 more at 2.

2022 GAME-BY-GAME REGULAR-SEASON STATISTICS (PANTHERS)

DATE	OPPONENT	P/S	TACKLES							INTERCEPTIONS				O. FUMB			ST			MISC			SCORE				
			TK	S	A	SK	YDS	TFL	YDS	QBH	NO	YDS	LG	TD	PB	FF	FR	TD	YDS	TK	S	A		FF	FR	S	A
09/11	Browns	P	0	0	0	0.0	0.0	0	0	0	0	0	0	0	0	0	0	0	2	2	0	0	0	0	0	L	24-26
09/18	at Giants	P	0	0	0	0.0	0.0	0	0	0	0	0	0	0	0	0	0	0	0	0	0	0	0	0	0	L	16-19
09/25	Saints	P	0	0	0	0.0	0.0	0	0	0	0	0	0	0	0	0	0	0	1	0	1	0	0	0	0	W	22-14
10/02	Cardinals	P	0	0	0	0.0	0.0	0	0	0	0	0	0	0	0	0	0	0	0	0	0	0	0	0	0	L	16-26
10/09	49ers	P	0	0	0	0.0	0.0	0	0	0	0	0	0	0	0	0	0	0	2	2	0	0	0	0	0	L	15-37
10/16	at Rams	P	0	0	0	0.0	0.0	0	0	0	0	0	0	0	0	0	0	0	0	0	0	0	0	0	0	L	10-24
10/23	Buccaneers	P	0	0	0	0.0	0.0	0	0	0	0	0	0	0	0	0	0	0	1	1	0	0	0	0	0	W	21-3
10/30	at Falcons	P	0	0	0	0.0	0.0	0	0	0	0	0	0	0	0	0	0	0	1	1	0	0	0	0	0	L	34-37+
11/06	at Bengals	P	0	0	0	0.0	0.0	0	0	0	0	0	0	0	0	0	0	0	1	1	0	0	0	0	0	L	21-42
11/10	Falcons	P	0	0	0	0.0	0.0	0	0	0	0	0	0	0	0	0	0	0	2	1	1	0	0	0	0	W	25-15
11/20	at Ravens	P	3	3	0	0.0	0.0	0	0	0	0	0	0	0	0	0	0	0	1	1	0	0	0	0	0	L	3-13
11/27	Broncos	S	3	2	1	0.0	0.0	1	3	0	0	0	0	0	0	0	0	0	2	0	2	0	0	0	0	W	23-10
12/11	at Seahawks	P	0	0	0	0.0	0.0	0	0	0	0	0	0	0	0	0	0	0	0	0	0	0	0	0	0	W	30-24
12/18	Steelers	P	0	0	0	0.0	0.0	0	0	0	0	0	0	0	0	0	0	0	0	0	0	0	0	0	0	L	16-24
12/24	Lions	P	0	0	0	0.0	0.0	0	0	0	0	0	0	0	0	0	0	0	0	0	0	0	0	0	0	W	37-23
01/01	at Buccaneers	P	1	1	0	0.0	0.0	0	0	0	0	0	0	0	0	1	0	0	0	0	0	0	0	0	0	L	24-30
01/08	at Saints	P	0	0	0	0.0	0.0	0	0	0	0	0	0	0	0	0	0	0	0	0	0	0	0	0	0	W	10-7
2022 TOTALS			17-1	7	6	1	0.0	0.0	1	3	0	0	0	0	0	0	0	1	3	9	4	0	0	0	0	0	7-10

+ - Overtime

YETUR GROSS-MATOS
6'5" // 265
PENN STATE
SPOTSVYLVANIA, VA.

97
OLB

EXPERIENCE (YEARS)
NFL: 4, Panthers: 4

BIRTHDATE: 2.26.98

ACQUIRED: D2A-20

PRO CAREER

- **2022:** Started all 17 games...Totaled 54 total tackles, five tackles for loss, 10 quarterback hits and 2.5 sacks...Had his first career blocked field goal blocking a 43-yard field goal attempt by the 49ers in Week Five...Led the NFL with four fumble recoveries, second most by a Panther player since 2000 (Doug Evans, five in 2000).
- **2021:** Played in 13 games...Racked up 28 total tackles, including 5 tackles for loss and 3.5 sacks...Against Buffalo in Week 15, recorded 2.5 sacks, 5 total tackles, 3 quarterback hits, and a forced fumble.
- **2020:** Played in 12 games, starting final seven games of the season...Tallied 24 tackles with 2.5 sacks and one forced fumble.

TRANSACTIONS

- Drafted by the Panthers in the second round (38th overall) of the 2020 NFL Draft...Placed on the reserve/injured list with an ankle injury (10/16/20)...Activated from the reserve/injured list (11/7/20)...Placed on the reserve/COVID-19 list (11/30/20)...Removed from the reserve/COVID-19 list and placed on the active roster (12/10/20).

COLLEGE & PERSONAL

- Spent three years at Penn State, where he finished his career tied for 10th all-time in school history with 19.0 career sacks...Ranked 11th all-time at Penn State with 37.0 career tackles for loss...Also totaled 111 career tackles, two forced fumbles and two fumble recoveries...Tallied 40 tackles, 9.5 sacks and 15 TFLs as a junior in 2019... Ranked seventh in the Big Ten and No. 21 in the nation with 0.79 sacks per game...Won the team's Reid-Robinson Award, recognizing an outstanding defensive lineman...Named a finalist for the Ted Hendricks Award...Tabbed a semifinalist for the Lombardi Award...Named Phil Steele All-America third team...Selected All-Big Ten first team by the coaches and media, and second team by the Associated Press...Made 13 starts as a sophomore, totaling 54 tackles, 8.0 sacks and 20 TFLs...Became the 11th Nittany Lion to record 20 tackles for loss in a season...Voted first-team All-Big Ten by the media...Ranked No. 2 in the Big Ten and ranked No. 12 in the nation with 1.5 tackles for loss per game...Finished No. 8 in the Big Ten and No. 47 in FBS with 0.62 sacks per game...Appeared in all 13 games as a true freshman in 2017, recording 17 tackles, 1.5 sacks and two TFLs...Named honorable-mention All-Freshman Team by BTN.com. Attended Chancellor High School in Spotsylvania, Virginia...Full name is Yetur Akkub Gross-Matos...Majored in criminology...Has career ambitions to serve underprivileged youth in some capacity.

YETUR GROSS-MATOS' NFL REGULAR SEASON DEFENSIVE STATISTICS

DATE	TEAM	GP	GS	TACKLES							INTERCEPTIONS				O. FUMB			ST			MISC						
				TK	S	A	TFL	YDS	SK	YDS	QBH	NO	YDS	LG	TD	PD	FF	FR	TD	YDS	TK	S	A	FF	FR	S	A
2020	Panthers	12	7	24	9	15	2	6	2.5	7.5	6	0	0	0	0	1	0	0	0	0	0	0	0	0	0	0	0
2021	Panthers	14	2	28	18	10	5	23	3.5	20.5	4	0	0	0	1	1	0	0	0	0	0	0	0	0	0	0	
2022	Panthers	17	17	54	18	36	5	17	2.5	14.5	10	0	0	0	0	0	4	0	-2	0	0	0	0	0	0	0	
NFL TOTALS		43	26	106	45	61	12	46	8.5	42.5	20	0	0	0	1	2	4	0	-2	0	0	0	0	0	0	0	0

SINGLE-GAME HIGHS: DEFENSIVE

Total Tackles 6 at Atlanta Falcons, Oct 30, 2022
Solo Tackles 3 at Cincinnati Bengals, Nov 06, 2022
 ...2 more at 3.
Sacks 2.5 at Buffalo Bills, Dec 19, 2021
Passes Defensed 1 vs. Tampa Bay Buccaneers, Dec 26, 2021

Forced Fumbles 1 at Buffalo Bills, Dec 19, 2021
 ...1 more at 1.
Fumble Recoveries 2 vs. San Francisco 49ers, Oct 09, 2022
Tackles For Loss 2 vs. Tampa Bay Buccaneers, Dec 26, 2021

2022 GAME-BY-GAME REGULAR-SEASON STATISTICS (PANTHERS)

DATE	OPPONENT	P/S	TACKLES							INTERCEPTIONS				O. FUMB			ST			MISC		SCORE						
			TK	S	A	SK	YDS	TFL	YDS	QBH	NO	YDS	LG	TD	PD	FF	FR	TD	YDS	TK	S		A	FF	FR	S	A	W/L
09/11	Browns	S	2	1	1	0.0	0.0	0	0	1	0	0	0	0	0	0	0	0	0	0	0	0	0	0	0	0	L	24-26
09/18	at Giants	S	3	1	2	0.0	0.0	0	0	0	0	0	0	0	0	0	0	0	0	0	0	0	0	0	0	L	16-19	
09/25	Saints	S	2	0	2	0.0	0.0	0	0	0	0	0	0	0	0	0	0	0	0	0	0	0	0	0	0	W	22-14	
10/02	Cardinals	S	2	0	2	0.0	0.0	0	0	0	0	0	0	0	0	0	0	0	0	0	0	0	0	0	0	L	16-26	
10/09	49ers	S	4	2	2	0.0	0.0	1	1	0	0	0	0	0	0	2	0	-2	0	0	0	0	0	0	0	L	15-37	
10/16	at Rams	S	4	2	2	0.0	0.0	0	0	0	0	0	0	0	0	0	0	0	0	0	0	0	0	0	0	L	10-24	
10/23	Buccaneers	S	2	1	1	0.0	0.0	1	0	1	0	0	0	0	0	0	0	0	0	0	0	0	0	0	0	W	21-3	
10/30	at Falcons	S	6	2	4	0.5	0.5	0	0	2	0	0	0	0	0	0	0	0	0	0	0	0	0	0	0	L	34-37+	
11/06	at Bengals	S	4	3	1	0.0	0.0	1	2	0	0	0	0	0	0	0	0	0	0	0	0	0	0	0	0	L	21-42	
11/10	Falcons	S	3	0	3	0.0	0.0	0	0	1	0	0	0	0	0	0	0	0	0	0	0	0	0	0	0	W	25-15	
11/20	at Ravens	S	3	2	1	1.0	8.0	1	8	1	0	0	0	0	0	0	0	0	0	0	0	0	0	0	0	L	3-13	
11/27	Broncos	S	0	0	0	0.0	0.0	0	0	2	0	0	0	0	0	1	0	0	0	0	0	0	0	0	0	W	23-10	
12/11	at Seahawks	S	3	1	2	0.0	0.0	0	0	0	0	0	0	0	0	0	0	0	0	0	0	0	0	0	0	W	30-24	
12/18	Steelers	S	5	0	5	0.0	0.0	0	0	0	0	0	0	0	0	0	0	0	0	0	0	0	0	0	0	L	16-24	
12/24	Lions	S	5	2	3	0.0	0.0	0	0	1	0	0	0	0	0	1	0	0	0	0	0	0	0	0	0	W	37-23	
01/01	at Buccaneers	S	4	1	3	1.0	6.0	1	6	1	0	0	0	0	0	0	0	0	0	0	0	0	0	0	0	L	24-30	
01/08	at Saints	S	2	0	2	0.0	0.0	0	0	0	0	0	0	0	0	0	0	0	0	0	0	0	0	0	0	W	10-7	
2022 TOTALS			17-17	54	18	36	2.5	14.5	5	17	10	0	0	0	0	0	4	0	-2	0	0	0	0	0	0	0	7-10	
+- - Overtime																												



KAMU
GRUGIER-HILL
6'2" // 230

EASTERN ILLINOIS
PAPAKOLEA, HAWAII

54
LB

EXPERIENCE (YEARS)

NFL

PANTHERS

8

1

BIRTHDATE

5.16.94

ACQUIRED

FA-23

PRO CAREER

- **2022:** Appeared in 15 games (six starts) with the Texans and Cardinals and registered 44 tackles...Also added four tackles on special teams.
- **2021:** Started all 14 games played with the Texans and led the team with a career-high 106 tackles (70 solo), three sacks (20 yards), five QB hits, two forced fumbles, three passes defended, an INT (returned 82 yards), and 13 tackles for loss, which tied for the NFL lead among ILBs.
- **2020:** Appeared in 15 games with one start for the Dolphins and registered 28 tackles (21 solo) 1.0 sack, two QB hits, one tackle for loss, and a fumble recovery.
- **2019:** Played in 10 games (six starts) with the Eagles during and totaled 23 tackles (17 solo), four tackles for loss, one QB hit, and a fumble recovery for 29 yards.
- **2018:** Started 19 games for the Eagles in 2018 and logged 34 tackles (24 solo) 1.0 sack, five tackle for loss, 11 special teams tackles, two passes defended, one QB hit, an INT, and a forced fumble.
- **2017:** Played in 16 games and tallied 8 total tackles.
- **2016:** Played in 12 games, spending most of his time on special teams.

TRANSACTIONS

- Selected by New England in the sixth round (208th overall) of the 2016 NFL Draft and spent the offseason with the Patriots before being waived on (9/3/16)...Claimed off waivers by Philadelphia on (9/4/16)...Signed by the Dolphins as an unrestricted free agent on (3/21/20)...Signed by the Texans as an unrestricted free agent on (3/23/20)...Re-signed with the Texans as an unrestricted free agent on (3/24/22) and was released on (10/27/22)...Signed by the Cardinals on (11/2/22)...Signed by the Panthers on (4/3/22).

COLLEGE & PERSONAL

- Played in 48 games with 27 starts in four seasons (2012-15) at Eastern Illinois and totaled 236 tackles (138 solo), 9.0 sacks, six INTs, 16 passes defended, four forced fumbles, six fumble recoveries, and a blocked kick...Earned first-team All-Ohio Valley Conference honors as a senior in 2015...Started 10 games and logged 70 tackles (50 solo) 6.5 sacks, one INT, three passes defended and three fumble recoveries...Named to first-team All-Ohio Valley conference in his junior season with 97 tackles (47 solo), 1.5 sacks, three INTs, six passes defended, two forced fumbles, and two fumble recoveries...Started in five games as a sophomore in 2013 and posted 43 tackles (25 solo), 1.0 sack, one INT, three passes defended, one forced fumble and a fumble recovery...Appeared in 12 games with one start and logged 26 tackles (16 solo), an INT, four passes defended, and one forced fumble as a true freshman in 2012...A native of Honolulu, HI...Attended Kamehameha HS.

KAMU GRUGIER-HILL'S NFL REGULAR SEASON DEFENSIVE STATISTICS

DATE	TEAM	GP	GS	TACKLES							INTERCEPTIONS				O. FUMB			ST		MISC							
				TK	S	A	TFL	YDS	SK	YDS	QBH	NO	YDS	LG	TD	PD	FF	FR	TD	YDS	TK	S	A	FF	FR	S	A
2016	Eagles	12	0	1	1	0	1	6	0.0	0.0	0	0	0	0	0	0	0	0	7	6	1	0	0	0	0		
2017	Eagles	16	0	9	8	1	1	2	0.0	0.0	1	0	0	0	0	0	0	0	13	11	2	1	0	0	0		
2018	Eagles	16	10	34	24	10	5	9	1.0	6.0	1	1	24	24	0	2	1	0	0	11	9	2	0	0	0	0	
2019	Eagles	10	6	22	16	6	4	8	0.0	0.0	1	0	0	0	0	0	1	0	0	29	1	1	0	0	0	0	
2020	Dolphins	15	1	23	17	6	1	10	1.0	10.0	2	0	0	0	0	0	0	1	0	0	0	5	4	1	0	0	0
2021	Texans	14	14	106	70	36	13	43	3.0	20.0	5	1	82	82	0	3	2	0	0	2	1	1	0	0	0	0	
2022	Texans	6	6	40	30	10	1	0	0.0	0.0	0	0	0	0	0	1	0	0	0	0	0	0	0	0	0	0	
2022	Cardinals	9	0	4	4	0	0	0	0.0	0.0	0	0	0	0	0	0	0	0	0	4	4	0	0	0	0	0	
2022	TOTAL	15	6	44	34	10	1	0	0.0	0.0	0	0	0	0	0	1	0	0	0	4	4	0	0	0	0	0	
NFL TOTALS		98	37	239	170	69	26	78	5.0	36.0	10	2	106	82	0	6	3	2	0	29	43	36	7	1	0	0	

KAMU GRUGIER-HILL'S NFL POSTSEASON DEFENSIVE STATISTICS

DATE	TEAM	GP	GS	TACKLES							INTERCEPTIONS				O. FUMB			ST		MISC						
				TK	S	A	TFL	YDS	SK	YDS	QBH	NO	YDS	LG	TD	PD	FF	FR	TD	YDS	TK	S	A	FF	FR	S
2017	Eagles	3	0	0	0	0	0	0	0.0	0.0	0	0	0	0	0	0	0	0	0	0	0	0	0	0	0	0
2018	Eagles	2	1	0	0	0	0	0	0.0	0.0	0	0	0	0	0	0	0	0	0	2	0	2	0	0	0	0
2019	Eagles	0	0	0	0	0	0	0	0.0	0.0	0	0	0	0	0	0	0	0	0	0	0	0	0	0	0	0
NFL TOTALS		5	1	0	0	0	0	0	0.0	0.0	0	0	0	0	0	0	0	0	0	2	0	2	0	0	0	0

SINGLE-GAME HIGHS: DEFENSIVE

Total Tackles 19 vs. Indianapolis Colts, Dec 05, 2021
Solo Tackles 14 vs. Indianapolis Colts, Sep 11, 2022
Sacks 1.0 vs. Indianapolis Colts, Dec 05, 2021
 ...4 more at 1.0.
Passes Defensed 2 at Tennessee Titans, Nov 21, 2021
Forced Fumbles 1 at Miami Dolphins, Nov 07, 2021
 ...2 more at 1.
Fumble Recoveries 1 vs. Kansas City Chiefs, Dec 13, 2020
 ...1 more at 1.

Tackles For Loss 3 vs. Indianapolis Colts, Dec 05, 2021
 ...2 more at 3.
Interceptions 1 at Tennessee Titans, Nov 21, 2021
 ...1 more at 1.

Interception Return Yards 82 at Tennessee Titans, Nov 21, 2021
Special Teams Tackles 3 at New York Giants, Dec 17, 2017
Special Teams Forced Fumbles 1 vs. Washington Redskins, Oct 23, 2017
Longest Opp Fumble Return 29 at Minnesota Vikings, Oct 13, 2019

SINGLE-GAME HIGHS - POSTSEASON: DEFENSIVE

Special Teams Tackles 1 at New Orleans Saints, Jan 13, 2019
 1 at Chicago Bears, Jan 06, 2019

2022 GAME-BY-GAME REGULAR-SEASON STATISTICS (TEXANS/CARDINALS)

DATE	OPPONENT	P/S	TACKLES							INTERCEPTIONS				O. FUMB				ST			MISC		SCORE					
			TK	S	A	SK	YDS	TFL	YDS	QBH	NO	YDS	LG	TD	PD	FF	FR	TD	YDS	TK	S	A		FF	FR	S	A	W/L
09/11	Colts	S	18	14	4	0.0	0.0	1	0	0	0	0	0	1	0	0	0	0	0	0	0	0	0	0	0	0	T	20-20
09/18	at Broncos	S	5	3	2	0.0	0.0	0	0	0	0	0	0	0	0	0	0	0	0	0	0	0	0	0	0	L	9-16	
09/25	at Bears	S	3	2	1	0.0	0.0	0	0	0	0	0	0	0	0	0	0	0	0	0	0	0	0	0	0	L	20-23	
10/02	Chargers	S	7	6	1	0.0	0.0	0	0	0	0	0	0	0	0	0	0	0	0	0	0	0	0	0	0	L	24-34	
10/09	at Jaguars	S	4	3	1	0.0	0.0	0	0	0	0	0	0	0	0	0	0	0	0	0	0	0	0	0	0	W	13-6	
10/23	at Raiders	S	3	2	1	0.0	0.0	0	0	0	0	0	0	0	0	0	0	0	0	0	0	0	0	0	0	L	20-38	
10/30	Titans		NOT ON ROSTER																							L	10-17	
Went from Texans to Cardinals.																												
11/06	Seahawks	P	0	0	0	0.0	0.0	0	0	0	0	0	0	0	0	0	0	0	0	1	1	0	0	0	0	0	L	21-31
11/13	at Rams	P	0	0	0	0.0	0.0	0	0	0	0	0	0	0	0	0	0	0	0	1	1	0	0	0	0	0	W	27-17
11/21	49ers	P	0	0	0	0.0	0.0	0	0	0	0	0	0	0	0	0	0	0	1	1	0	0	0	0	0	0	L	10-38
11/27	Chargers	P	0	0	0	0.0	0.0	0	0	0	0	0	0	0	0	0	0	0	1	1	0	0	0	0	0	0	L	24-25
12/12	Patriots	P	0	0	0	0.0	0.0	0	0	0	0	0	0	0	0	0	0	0	0	0	0	0	0	0	0	0	L	13-27
12/18	at Broncos	P	0	0	0	0.0	0.0	0	0	0	0	0	0	0	0	0	0	0	0	0	0	0	0	0	0	0	L	15-24
12/25	Buccaneers	P	2	2	0	0.0	0.0	0	0	0	0	0	0	0	0	0	0	0	0	0	0	0	0	0	0	0	L	16-19+
01/01	at Falcons	P	0	0	0	0.0	0.0	0	0	0	0	0	0	0	0	0	0	0	0	0	0	0	0	0	0	0	L	19-20
01/08	at 49ers	P	2	2	0	0.0	0.0	0	0	0	0	0	0	0	0	0	0	0	0	0	0	0	0	0	0	0	L	13-38
2022 TOTALS			15-6	44	34	10	0.0	0.0	1	0	0	0	0	1	0	0	0	0	4	4	0	0	0	0	0	0	2-13-1	
+- Overtime																												



MARQUIS HAYNES SR.

6'2" // 235

**MISSISSIPPI
JACKSONVILLE, FLA.**

98
OLB

EXPERIENCE (YEARS)

NFL

PANTHERS

6

6

BIRTHDATE

12.16.93

ACQUIRED

D4B-18

PRO CAREER

- **2022:** Appeared in all 17 games with one start...Had 29 total tackles, seven tackles for loss, 13 quarterback hits and four passes defended...Recorded a career-high 2.0 sacks in Week 10 against the Falcons...Returned a fumble recovery for a 44-yard touchdown in Week Three against the New Orleans Saints.
- **2021:** Played in all 17 games, credited with 3.0 sacks and 5 QB hits...Recorded 20 total tackles, including 3 tackles for loss.
- **2020:** Played in 15 games, ranking third on the team with 4.0 sacks...Tied for the team lead with two fumble recoveries while forcing one fumble...Finished with 18 total tackles, including four tackles for loss.
- **2019:** Saw action in 11 games for Carolina...Tallied 10 tackles with 1.0 sack and one stop on special teams.
- **2018:** Played in four games for Carolina...Totaled one tackle on defense and two special teams tackles on the season.

TRANSACTIONS

- Drafted by the Carolina Panthers in the fourth round of the 2018 Draft (136th overall)...Re-signed by Carolina (3/18/22).

COLLEGE & PERSONAL

- Played four seasons at Ole Miss becoming modern-era career sacks leader with 32 career sacks...Also holds modern-era career tackles for loss record with 47.5...In 2017, earned All-SEC Second Team accolades and participated in the Senior Bowl...Tallied 45 tackles on the season, including 7.5 sacks which ranked fifth in the SEC...Notched team-best 11.5 tackles for loss with three forced fumbles...In 2016, earned All-SEC Third Team honors...Led team in TFLs (11.0), sacks (7.0) forced fumbles (3) and QB hurries (8)...Finished third on team with 53 tackles...Tied for second in SEC and 15th nationally with three forced fumbles...Earned All-SEC Second Team honors in 2015, winning SEC Defensive Lineman of the Week honors three times...Tied for fourth in the SEC and 19th in the country with 10.0 sacks...In 2014, named to the Freshman All-America First Team by numerous publications...Tied for fourth among all freshman in nation in sacks (7.5), setting an Ole Miss freshman record. Went to University Christian High School in Jacksonville, Fla.

MARQUIS HAYNES SR.'S NFL REGULAR SEASON DEFENSIVE STATISTICS

DATE	TEAM	GP	GS	TACKLES							INTERCEPTIONS					O. FUMB			ST								
				TK	S	A	TFL	YDS	SK	YDS	QBH	NO	YDS	LG	TD	PD	FF	FR	TD	YDS	TK	S	A	FF	FR		
2018	Panthers	4	0	2	1	1	0	0	0.0	0.0	0	0	0	0	0	0	0	0	0	0	0	0	2	0	2	0	0
2019	Panthers	11	0	10	4	6	1	7	1.0	7.0	2	0	0	0	0	0	0	0	1	2	0	1	0	0	0	0	0
2020	Panthers	15	0	18	15	3	4	23	4.0	19.0	5	0	0	0	0	1	1	2	0	1	0	0	0	0	0	0	0
2021	Panthers	17	0	20	9	11	3	29	3.0	29.0	5	0	0	0	0	1	0	0	0	0	0	0	0	0	0	0	0
2022	Panthers	17	1	26	17	9	7	45	5.0	41.0	13	0	0	0	0	4	0	1	1	44	3	3	0	0	0	0	0
NFL TOTALS		64	1	76	46	30	15	104	13.0	96.0	25	0	0	0	0	6	1	4	1	60	7	4	3	0	0	0	0

SINGLE-GAME HIGHS: DEFENSIVE

Total Tackles 4 at Tampa Bay Buccaneers, Jan 01, 2023
...2 more at 4.

Solo Tackles 3 at Tampa Bay Buccaneers, Jan 01, 2023

Sacks 2.0 vs. Atlanta Falcons, Nov 10, 2022

Passes Defensed 2 vs. Denver Broncos, Nov 27, 2022

Forced Fumbles 1 at Washington Football Team, Dec 27, 2020

Fumble Recoveries 1 vs. Detroit Lions, Nov 22, 2020
...2 more at 1.

Tackles For Loss 2 at Tampa Bay Buccaneers, Jan 01, 2023
...1 more at 2.

Special Teams Tackles 1 vs. Detroit Lions, Dec 24, 2022
...6 more at 1.

Longest Opp Fumble Return 15 vs. Jacksonville Jaguars, Oct 06, 2019

2022 GAME-BY-GAME REGULAR-SEASON STATISTICS (PANTHERS)

DATE	OPPONENT	P/S	TACKLES							INTERCEPTIONS				O. FUMB			ST			MISC		SCORE						
			TK	S	A	SK	YDS	TFL	YDS	QBH	NO	YDS	LG	TD	PD	FF	FR	TD	YDS	TK	S		A	FF	FR	S	A	W/L
09/11	Browns	P	3	1	2	0.0	0.0	1	2	0	0	0	0	0	0	0	0	0	0	0	0	0	0	0	0	0	L	24-26
09/18	at Giants	P	4	1	3	0.0	0.0	0	0	1	0	0	0	0	0	0	0	0	0	0	0	0	0	0	0	L	16-19	
09/25	Saints	P	2	1	1	0.0	0.0	0	0	1	0	0	0	0	0	0	1	1	44	0	0	0	0	0	0	0	W	22-14
10/02	Cardinals	P	2	1	1	0.0	0.0	0	0	0	0	0	0	0	0	0	0	0	0	0	0	0	0	0	0	L	16-26	
10/09	49ers	P	0	0	0	0.0	0.0	0	0	2	0	0	0	0	0	0	0	0	0	0	0	0	0	0	0	L	15-37	
10/16	at Rams	P	0	0	0	0.0	0.0	0	0	0	0	0	0	0	0	0	0	0	0	0	0	0	0	0	0	L	10-24	
10/23	Buccaneers	P	1	1	0	0.0	0.0	0	0	0	0	0	0	0	0	0	0	0	0	1	1	0	0	0	0	W	21-3	
10/30	at Falcons	P	0	0	0	0.0	0.0	0	0	1	0	0	0	0	0	0	0	0	0	0	0	0	0	0	0	L	34-37+	
11/06	at Bengals	P	1	1	0	0.0	0.0	0	0	0	0	0	0	0	1	0	0	0	0	0	0	0	0	0	0	L	21-42	
11/10	Falcons	P	3	2	1	2.0	14.0	2	14	2	0	0	0	0	0	0	0	0	0	0	0	0	0	0	0	W	25-15	
11/20	at Ravens	P	1	1	0	0.0	0.0	0	0	0	0	0	0	0	0	0	0	0	0	0	0	0	0	0	0	L	3-13	
11/27	Broncos	P	2	2	0	1.0	6.0	1	6	2	0	0	0	0	2	0	0	0	0	0	0	0	0	0	0	W	23-10	
12/11	at Seahawks	P	1	1	0	1.0	13.0	1	13	1	0	0	0	0	0	0	0	0	1	1	0	0	0	0	0	W	30-24	
12/18	Steelers	P	0	0	0	0.0	0.0	0	0	0	0	0	0	0	0	0	0	0	0	0	0	0	0	0	0	L	16-24	
12/24	Lions	P	0	0	0	0.0	0.0	0	0	2	0	0	0	0	1	0	0	0	0	1	1	0	0	0	0	W	37-23	
01/01	at Buccaneers	P	4	3	1	1.0	8.0	2	10	1	0	0	0	0	0	0	0	0	0	0	0	0	0	0	0	L	24-30	
01/08	at Saints	S	2	2	0	0.0	0.0	0	0	0	0	0	0	0	0	0	0	0	0	0	0	0	0	0	0	W	10-7	
2022 TOTALS			17-1	26	17	9	5.0	41.0	7	45	13	0	0	0	4	0	1	1	44	3	3	0	0	0	0	0	7-10	
+- Overtime																												

EXPERIENCE (YEARS)		BIRTHDATE	ACQUIRED
NFL	PANTHERS	2.8.90	UFA-22 LAR
12	2		00001

NFL RANKINGS

- Averaged 42.87 net yards per punt over last nine seasons (2013-21), third-best in the NFL over that span.
- Placed 330 punts inside the 20, the 10th most all-time.
- Ranked 11th all-time with 110 punts downed inside the 10.
- Holds single-season records for net punt average (46.0, 2016) and punts inside 20 (53, 2016).
- Holds Super Bowl record for longest punt (65) in SB LIII.

HONORS

- NFL 2010's All-Decade Team
- All-Pro First Team (2017, 2016, 2015, 2013)
- All-Pro Second Team (2018, 2014)
- Pro Bowl (2017, 2016, 2015, 2013)

PRO CAREER

- **2022:** Finished the season with a league-leading 39 punts downed inside the 20, setting a new franchise single-season record...He set a team record and ranked third in the NFL with a 44.12 net punting average.
- Played in every game for Los Angeles (161) from 2012-21, making 727 punts for a net average of 42.87 with a long of 78 yards and 300 punts inside the 20.
- **2021:** Hekker helped the Rams win Super Bowl LVI as he punted six times for 261 yards in the title game.
- **2020:** Punted 68 times for 3,099 yards including a 63-yard long on the season...Averaged 45.6 yards per punt...Landed 29 punts inside the 20-yard line.
- **2019:** Punted 66 times for 3,128 yards and a 47.4-yard average...Had 22 punts downed inside the 20-yard line, tied for the fifth-most in his career...Finished the season with over 3,000 punting yards, doing so for the seventh time in his career...Completed two passes on fake punt attempts, his third-consecutive season with multiple passing completions.
- **2018:** Punted 43 times for 1,992 yards with a 46.3-yard average...Tallied two touchbacks and placed 21 punts inside the 20-yard line...Finished fourth in the NFL in punts pinned inside 20 percentage (48.84) despite a career-low 43 punt attempts...Named an Associated Press Second Team All-Pro selection.
- **2017:** Punted 65 times for 3,113 yards a 47.9-yard average...Tallied four touchbacks and placed 30 punts inside the 20-yard line.
- **2016:** Set NFL record with 53 punts inside the 20 with just one touchback...Had league-best 4,508 net yards for 46.0 net average, breaking the NFL single-season record for net punt yards.
- **2015:** Punted 96 times for 4,601 yards a 47.9-yard average...Tallied six touchbacks and placed 41 punts inside the 20-yard line...Led the NFL rankings in net punting average (43.7) and punts downed inside the opponents' 20-yard line.
- **2014:** Finished the season with a 46.5-yard gross average for eighth in the league and registered the fourth best single-season total in Rams history.
- **2013:** Earned Pro Bowl and First-Team All-Pro honors after recording the highest single-season net average (44.2) in NFL history...Finished with a 46.3-yard gross average for 10th in the league and was the fourth best single-season total in Rams history...Opponents averaged just 2.6 yards per return, the best total in the NFL in 2013...Also added two special teams tackles.
- **2012:** Finished his first NFL campaign with a 45.8-yard gross average and a net average of 39.9 yards per attempt.

TRANSACTIONS

- Signed as an undrafted free agent with St. Louis Rams (4/30/12)...Re-signed with Rams (12/5/14)...Signed contract extension with Rams (9/11/17)...Signed as a free agent with Carolina (3/21/22).

COLLEGE & PERSONAL

- Four-year starter, finished his career as one of Oregon State's most prolific punters in history...Finished third-best in school history with a net punting average of 41.3...Set the single-game school record with a 52.5-yard average (6-315) at Utah in 2011...Earned College Football Performance Award Punter of the Week...Semi-finalist for the Ray Guy Award in 2009...52 career punts of 50+ yards, including 17 as a senior in 2011 when he had six different games with at least one punt of 60+ yards...Earned Pac-12 Conference honorable mention...87 career punts downed inside the 20-yard line...Named the Sun Bowl Special Teams MVP in 2008 after averaging 45 yards on 10 punts...Also the holder on placekicks for three years...Two-time Pac-10 All-Academic selection...A native of Bothell, Wash...Attended Bothell HS.

JOHNNY HEKKER'S NFL REGULAR SEASON PUNTING STATISTICS

DATE	TEAM	GP	NO.	YDS.	AVG.	OPP. RET.	YDS.	NET YDS.	AVG.	TB	IN20	LG	BK
2012	Rams	16	82	3,756	45.8	41	402	3,274	39.9	4	22	68	0
2013	Rams	16	78	3,609	46.3	30	79	3,450	44.2	4	19	64	0
2014	Rams	16	80	3,721	46.5	28	192	3,429	42.3	5	33	61	1
2015	Rams	16	96	4,601	47.9	40	289	4,192	43.7	6	41	68	0
2016	Rams	16	98	4,680	47.8	35	152	4,508	46.0	1	51	78	0
2017	Rams	16	65	3,113	47.9	25	152	2,881	44.3	4	30	70	0
2018	Rams	16	43	1,992	46.3	12	104	1,848	43.0	2	21	68	0
2019	Rams	16	66	3,128	47.4	23	190	2,838	42.4	5	22	71	1
2020	Rams	16	68	3,099	45.6	23	297	2,702	39.2	5	28	63	1
2021	Rams	17	51	2,252	44.2	9	60	2,172	42.6	1	23	59	0
2022	Panthers	17	81	3,925	48.5	27	231	3,574	44.1	6	39	68	0
NFL TOTALS		178	808	37,876	46.9	293	2,148	34,868	43.0	43	329	78	3

JOHNNY HEKKER'S NFL POSTSEASON PUNTING STATISTICS

DATE	TEAM	GP	NO.	YDS.	AVG.	OPP. RET.	YDS.	NET YDS.	AVG.	TB	IN20	LG	BK
2017	Rams	1	5	218	43.6	1	4	214	42.8	0	5	66	0
2018	Rams	3	14	629	44.9	2	2	627	44.8	0	6	65	0
2020	Rams	2	11	519	47.2	5	43	476	43.3	0	1	64	0
2021	Rams	4	16	712	44.5	6	44	628	39.3	2	9	58	0
NFL TOTALS		10	46	2,078	45.2	14	93	1,945	42.3	2	21	66	0

JOHNNY HEKKER'S NFL REGULAR SEASON PASSING/RUSHING STATISTICS

DATE	TEAM	GP	GS	PASSING											RUSHING				
				ATT.	CMP.	PCT.	YDS	AVG.	TD	INT.	LG	SK	LST	RATE	NO.	YDS.	AVG.	LG	TD
2012	Rams	16	0	3	3	100.0	42	14.0	1	0	21	0	0	158.3	1	-9	-9.0	0	0
2013	Rams	16	0	1	0	0.0	0	0.0	0	0	0	0	0	39.6	0	0	0.0	0	0
2014	Rams	16	0	2	2	100.0	37	18.5	0	0	19	0	0	118.8	0	0	0.0	0	0
2015	Rams	16	0	4	1	25.0	20	5.0	0	0	20	0	0	47.9	0	0	0.0	0	0
2016	Rams	16	0	2	1	50.0	4	2.0	0	0	4	0	0	56.3	0	0	0.0	0	0
2017	Rams	16	0	3	2	66.7	34	11.3	0	0	28	0	0	104.9	0	0	0.0	0	0
2018	Rams	16	0	4	2	50.0	19	4.8	0	0	12	0	0	63.5	1	3	3.0	3	0
2019	Rams	16	0	3	2	66.7	28	9.3	0	1	23	0	0	56.9	0	0	0.0	0	0
2020	Rams	16	0	0	0	0.0	0	0.0	0	0	0	0	0	0.0	0	0	0.0	0	0
2021	Rams	17	0	1	1	100.0	2	2.0	0	0	2	0	0	79.2	1	0	0.0	0	0
2022	Panthers	17	0	0	0	0.0	0	0.0	0	0	0	0	0	0.0	0	0	0.0	0	0
TOTALS		178	0	23	14	60.9	186	8.1	1	1	28	0	0	82.9	3	-6	-2.0	3	0

JOHNNY HEKKER'S NFL POSTSEASON PASSING/RUSHING STATISTICS

DATE	TEAM	GP	GS	PASSING											RUSHING				
				ATT.	CMP.	PCT.	YDS	AVG.	TD	INT.	LG	SK	LST	RATE	NO.	YDS.	AVG.	LG	TD
2017	Rams	1	0	0	0	0.0	0	0.0	0	0	0	0	0	0.0	0	0	0.0	0	0
2018	Rams	3	0	1	1	100.0	12	12.0	0	0	12	0	0	116.7	0	0	0.0	0	0
2020	Rams	2	0	0	0	0.0	0	0.0	0	0	0	0	0	0.0	0	0	0.0	0	0
2021	Rams	4	0	0	0	0.0	0	0.0	0	0	0	0	0	0.0	0	0	0.0	0	0
TOTALS		10	0	1	1	100.0	12	12.0	0	0	12	0	0	116.7	0	0	0.0	0	0

SINGLE-GAME HIGHS: PUNTER

Punts 11 vs. San Francisco 49ers, Sep 26, 2013
Gross Punting Yards 490 vs. San Francisco 49ers, Sep 26, 2013
Gross Punting Avg 56.9 vs. Arizona Cardinals, Oct 04, 2012
Net Punting Yards 470 vs. San Francisco 49ers, Sep 26, 2013
Net Punting Avg 52.9 at New England Patriots, Dec 04, 2016
Longest Punts 78 at New York Jets, Nov 13, 2016
Inside the 20 6 vs. Atlanta Falcons, Dec 11, 2016
 ...3 more at 6.
Pass Attempts 2 at San Francisco 49ers, Nov 11, 2012

Pass Completions 2 at San Francisco 49ers, Nov 11, 2012
Yards Passing 40 at San Francisco 49ers, Nov 11, 2012
TD Passes 1 vs. Seattle Seahawks, Sep 30, 2012
Rush Attempts 1 at Indianapolis Colts, Sep 19, 2021
 ...2 more at 1.
Rushing Yards 3 at New Orleans Saints, Nov 04, 2018
Longest Runs 3 at New Orleans Saints, Nov 04, 2018
Special Teams Tackles 1 at Carolina Panthers, Sep 08, 2019
 ...7 more at 1.

SINGLE-GAME HIGHS - POSTSEASON: PUNTER

Punts	9 vs. New England Patriots, Feb 03, 2019 7 at Seattle Seahawks, Jan 09, 2021 6 at Cincinnati Bengals, Feb 13, 2022 5 vs. Arizona Cardinals, Jan 17, 2022 5 vs. Atlanta Falcons, Jan 06, 2018
Gross Punting Yards	417 vs. New England Patriots, Feb 03, 2019 317 at Seattle Seahawks, Jan 09, 2021 261 at Cincinnati Bengals, Feb 13, 2022 218 vs. Atlanta Falcons, Jan 06, 2018 202 at Green Bay Packers, Jan 16, 2021
Gross Punting Avg	50.5 at Green Bay Packers, Jan 16, 2021 48.8 at Tampa Bay Buccaneers, Jan 23, 2022 46.3 vs. New England Patriots, Feb 03, 2019 45.8 at New Orleans Saints, Jan 20, 2019 45.3 at Seattle Seahawks, Jan 16, 2021
Net Punting Yards	415 vs. New England Patriots, Feb 03, 2019 291 at Seattle Seahawks, Jan 09, 2021 214 vs. Atlanta Falcons, Jan 06, 2018 213 at Cincinnati Bengals, Feb 13, 2022 198 vs. Arizona Cardinals, Jan 17, 2022
Net Punting Avg	46.3 at Green Bay Packers, Jan 16, 2021 46.1 vs. New England Patriots, Feb 03, 2019 45.8 at New Orleans Saints, Jan 20, 2019 42.8 vs. Atlanta Falcons, Jan 06, 2018 42.0 at Tampa Bay Buccaneers, Jan 23, 2022

Longest Punts	66 vs. Atlanta Falcons, Jan 06, 2018 65 vs. New England Patriots, Feb 03, 2019 64 at Green Bay Packers, Jan 16, 2021 58 vs. San Francisco 49ers, Jan 30, 2022 55 at Cincinnati Bengals, Feb 13, 2022
Inside the 20	5 vs. Arizona Cardinals, Jan 17, 2022 5 vs. New England Patriots, Feb 03, 2019 5 vs. Atlanta Falcons, Jan 06, 2018 3 at Cincinnati Bengals, Feb 13, 2022 1 at Tampa Bay Buccaneers, Jan 23, 2022 ...2 more at 1. 1 at New Orleans Saints, Jan 20, 2019
Pass Attempts Pass Completions Yards Passing	1 at New Orleans Saints, Jan 20, 2019 1 at New Orleans Saints, Jan 20, 2019 12 at New Orleans Saints, Jan 20, 2019

2022 GAME-BY-GAME REGULAR-SEASON STATISTICS (PANTHERS)

DATE	OPPONENT		NO.	YDS.	AVG.	OPP. RET.	YDS.	NET YDS.	AVG	TB	IN20	LG	BK	W/L	SCORE
09/11	Browns	P	5	250	50.0	5	29	221	44.2	0	0	61	0	L	24-26
09/18	at Giants	P	5	212	42.4	0	0	212	42.4	0	4	50	0	L	16-19
09/25	Saints	P	6	281	46.8	2	17	264	44.0	0	4	59	0	W	22-14
10/02	Cardinals	P	4	209	52.3	3	12	197	49.3	0	1	57	0	L	16-26
10/09	49ers	P	3	154	51.3	2	8	146	48.7	0	2	67	0	L	15-37
10/16	at Rams	P	7	362	51.7	1	15	307	43.9	2	3	68	0	L	10-24
10/23	Buccaneers	P	7	360	51.4	4	46	294	42.0	1	2	62	0	W	21-3
10/30	at Falcons	P	3	141	47.0	1	19	122	40.7	0	1	52	0	L	34-37+
11/06	at Bengals	P	5	270	54.0	3	52	218	43.6	0	2	63	0	L	21-42
11/10	Falcons	P	5	216	43.2	2	23	193	38.6	0	2	52	0	W	25-15
11/20	at Ravens	P	6	265	44.2	2	5	260	43.3	0	4	53	0	L	3-13
11/27	Broncos	P	5	255	51.0	1	0	255	51.0	0	4	59	0	W	23-10
12/11	at Seahawks	P	2	107	53.5	0	0	87	43.5	1	0	67	0	W	30-24
12/18	Steelers	P	4	194	48.5	1	5	189	47.3	0	1	63	0	L	16-24
12/24	Lions	P	3	117	39.0	0	0	97	32.3	1	2	52	0	W	37-23
01/01	at Buccaneers	P	5	251	50.2	0	0	231	46.2	1	3	58	0	L	24-30
01/08	at Saints	P	6	281	46.8	0	0	281	46.8	0	4	54	0	W	10-7
2022 TOTALS			17	81	3,925	48.5	27	231	3,574	44.1	6	39	68	0	7-10

+ - Overtime

2022 GAME-BY-GAME REGULAR-SEASON STATISTICS (PANTHERS)

DATE	OPPONENT	P/S	PASSING											RUSHING					SCORE
			ATT	CMP	YDS	PCT	Y/A	Y/C	TD	INT	LG	SK/YD	RATE	ATT	YDS	LG	TD	W/L	
09/11	Browns	P	0	0	0	0.0	0.0	0.0	0	0	0	0/0	0.0	0	0	0	0	L	24-26
09/18	at Giants	P	0	0	0	0.0	0.0	0.0	0	0	0	0/0	0.0	0	0	0	0	L	16-19
09/25	Saints	P	0	0	0	0.0	0.0	0.0	0	0	0	0/0	0.0	0	0	0	0	W	22-14
10/02	Cardinals	P	0	0	0	0.0	0.0	0.0	0	0	0	0/0	0.0	0	0	0	0	L	16-26
10/09	49ers	P	0	0	0	0.0	0.0	0.0	0	0	0	0/0	0.0	0	0	0	0	L	15-37
10/16	at Rams	P	0	0	0	0.0	0.0	0.0	0	0	0	0/0	0.0	0	0	0	0	L	10-24
10/23	Buccaneers	P	0	0	0	0.0	0.0	0.0	0	0	0	0/0	0.0	0	0	0	0	W	21-3
10/30	at Falcons	P	0	0	0	0.0	0.0	0.0	0	0	0	0/0	0.0	0	0	0	0	L	34-37+
11/06	at Bengals	P	0	0	0	0.0	0.0	0.0	0	0	0	0/0	0.0	0	0	0	0	L	21-42
11/10	Falcons	P	0	0	0	0.0	0.0	0.0	0	0	0	0/0	0.0	0	0	0	0	W	25-15
11/20	at Ravens	P	0	0	0	0.0	0.0	0.0	0	0	0	0/0	0.0	0	0	0	0	L	3-13
11/27	Broncos	P	0	0	0	0.0	0.0	0.0	0	0	0	0/0	0.0	0	0	0	0	W	23-10
12/11	at Seahawks	P	0	0	0	0.0	0.0	0.0	0	0	0	0/0	0.0	0	0	0	0	W	30-24
12/18	Steelers	P	0	0	0	0.0	0.0	0.0	0	0	0	0/0	0.0	0	0	0	0	L	16-24
12/24	Lions	P	0	0	0	0.0	0.0	0.0	0	0	0	0/0	0.0	0	0	0	0	W	37-23
01/01	at Buccaneers	P	0	0	0	0.0	0.0	0.0	0	0	0	0/0	0.0	0	0	0	0	L	24-30
01/08	at Saints	P	0	0	0	0.0	0.0	0.0	0	0	0	0/0	0.0	0	0	0	0	W	10-7
2022 TOTALS			17-0	0	0	0	0.0	0.0	0.0	0	0	0	0/0	0.0	0	0	0	0	7-10

+ - Overtime

PRO CAREER

- **2022:** Appeared in all 17 games with 10 starts...Totaled 58 tackles with two tackles for loss and seven passes defended...Set single-season highs in starts (17), tackles (58) and interceptions (2)...In Week Eight, Henderson had one interception against the Falcons in overtime returning it for 54 yards down to their 20 yard line.
- **2021:** Appeared in his first game as a Panther in Week 4 against the Dallas Cowboys where he was credited for 3 solo tackles...Played in 11 games as a Panther...Recorded 31 combined tackles...Made his first start as a Panther in Week 12 against the Miami Dolphins.
- **2020:** Started eight games as a rookie before being placed on IR...Totaled 36 tackles, six passes defended, one interception a forced fumble...Won Pepsi Rookie of the Week honors in Week 1 as he had five tackles, three passes defended and an interception against the Colts.

TRANSACTIONS

- Drafted in the first round (9th overall) of the 2020 NFL Draft by Jacksonville...Placed on injured reserve (11/20/20)... Acquired via trade by Carolina (9/27/21).

COLLEGE & PERSONAL

- Appeared in 34 games in three seasons with Florida (2017-19), posting 93 tackles, 22 passes defended, six interceptions and 4.0 sacks...As a junior, started in nine games and finished the season with 33 total tackles, including three tackles for loss...Tallied 11 passes defended...In 2018, started all 13 games for the Gators and totaled 38 tackles, five tackles for loss, three sacks, two interceptions and a team-high seven passes defended...Earned Coaches' All-SEC Second Team honors...In 2017 as a freshman, appeared in 11 games and finished the season with 22 tackles, four interceptions (two returned for a touchdown) and four passes defended...Became the only true freshman in Florida history to return an interception for a touchdown in consecutive games...Earned Second Team All-SEC honors by the AP and picked up Freshman All-SEC honors by the league's coaches...A native of Miami, Fla... Attended Columbus HS.

CJ HENDERSON'S NFL REGULAR SEASON DEFENSIVE STATISTICS

DATE	TEAM	GP	GS	TACKLES							INTERCEPTIONS					O. FUMB			ST			MISC						
				TK	S	A	TFL	YDS	SK	YDS	QBH	NO	YDS	LG	TD	PD	FF	FR	TD	YDS	TK	S	A	FF	FR	S	A	
2020	Jaguars	8	8	36	27	9	0	0	0.0	0.0	0	1	22	22	0	6	1	0	0	0	0	0	0	0	0	0	0	0
2021	Jaguars	2	2	8	6	2	1	0	0.0	0.0	0	0	0	0	0	0	0	0	0	0	0	0	0	0	0	0	0	
2021	Panthers	11	5	31	25	6	0	0	0.0	0.0	0	0	0	0	2	0	0	0	0	0	0	0	0	0	0	0	0	
2021	TOTAL	13	7	39	31	8	1	0	0.0	0.0	0	0	0	0	2	0	0	0	0	0	0	0	0	0	0	0	0	
2022	Panthers	17	10	58	50	8	2	3	0.0	0.0	0	2	74	54	0	6	1	0	0	0	0	0	0	0	0	1	0	
NFL TOTALS		38	25	133	108	25	3	3	0.0	0.0	0	3	96	54	0	14	2	0	0	0	0	0	0	0	0	1	0	

SINGLE-GAME HIGHS: DEFENSIVE

Total Tackles 10 at Baltimore Ravens, Nov 20, 2022
Solo Tackles 10 at Baltimore Ravens, Nov 20, 2022
Passes Defended 3 vs. Indianapolis Colts, Sep 13, 2020
Forced Fumbles 1 at New Orleans Saints, Jan 08, 2023
 ...1 more at 1.

Tackles For Loss 1 at Baltimore Ravens, Nov 20, 2022
 ...2 more at 1.
Interceptions 1 at Atlanta Falcons, Oct 30, 2022
 ...1 more at 1.
Interception Return Yards 22 vs. Indianapolis Colts, Sep 13, 2020

2022 GAME-BY-GAME REGULAR-SEASON STATISTICS (PANTHERS)

DATE	OPPONENT	P/S	TACKLES							INTERCEPTIONS				O. FUMB			ST			MISC			SCORE					
			TK	S	A	SK	YDS	TFL	YDS	QBH	NO	YDS	LG	TD	PD	FF	FR	TD	YDS	TK	S	A		FF	FR	S	A	W/L/T
09/11	Browns	P	3	2	1	0.0	0.0	0	0	0	0	0	0	0	1	0	0	0	0	0	0	0	0	0	0	0	L	24-26
09/18	at Giants	P	3	2	1	0.0	0.0	0	0	0	0	0	0	0	0	0	0	0	0	0	0	0	0	0	0	0	L	16-19
09/25	Saints	P	6	6	0	0.0	0.0	0	0	0	0	0	0	0	0	0	0	0	0	0	0	0	0	0	0	W	22-14	
10/02	Cardinals	P	4	4	0	0.0	0.0	1	2	0	0	0	0	0	0	0	0	0	0	0	0	0	0	0	0	L	16-26	
10/09	49ers	P	0	0	0	0.0	0.0	0	0	0	0	0	0	0	0	0	0	0	0	0	0	0	0	0	0	L	15-37	
10/16	at Rams	S	5	4	1	0.0	0.0	0	0	0	0	0	0	0	0	0	0	0	0	0	0	0	0	0	0	L	10-24	
10/23	Buccaneers	S	4	3	1	0.0	0.0	0	0	0	0	0	0	0	0	0	0	0	0	0	0	0	0	0	0	W	21-3	
10/30	at Falcons	P	0	0	0	0.0	0.0	0	0	0	1	54	54	0	2	0	0	0	0	0	0	0	0	0	0	L	34-37+	
11/06	at Bengals	S	8	6	2	0.0	0.0	0	0	0	0	0	0	0	0	0	0	0	0	0	0	0	0	0	0	L	21-42	
11/10	Falcons	P	1	1	0	0.0	0.0	0	0	0	0	0	0	0	0	0	0	0	0	0	0	0	0	0	0	W	25-15	
11/20	at Ravens	S	10	10	0	0.0	0.0	1	1	0	0	0	0	0	0	0	0	0	0	0	0	0	0	0	0	L	3-13	
11/27	Broncos	S	4	4	0	0.0	0.0	0	0	0	0	0	0	0	0	0	0	0	0	0	0	0	0	0	0	W	23-10	
12/11	at Seahawks	S	2	1	1	0.0	0.0	0	0	0	1	20	20	0	2	0	0	0	0	0	0	0	0	0	0	W	30-24	
12/18	Steelers	S	0	0	0	0.0	0.0	0	0	0	0	0	0	0	0	0	0	0	0	0	0	0	0	0	0	L	16-24	
12/24	Lions	S	0	0	0	0.0	0.0	0	0	0	0	0	0	0	0	0	0	0	0	0	0	0	1	0	0	W	37-23	
01/01	at Buccaneers	S	4	4	0	0.0	0.0	0	0	0	0	0	0	0	1	0	0	0	0	0	0	0	0	0	0	L	24-30	
01/08	at Saints	S	4	3	1	0.0	0.0	0	0	0	0	0	0	0	1	0	0	0	0	0	0	0	0	0	0	W	10-7	
2022 TOTALS			17-10	58	50	8	0.0	0.0	2	3	0	2	74	54	0	6	1	0	0	0	0	0	0	0	1	0	0	7-10

+- Overtime

PRO CAREER

- 2022: Started in all 12 games he appeared in for the Los Angeles Rams...Tallied 67 tackles, four passes defended, one interception and one tackle for loss.
- 2021: Played in 12 games (four starts) for the Cleveland Browns...Totaled 49 tackles, seven tackles for loss, three quarterback hits, two sacks and one pass defended.
- 2020: Started in all 16 games for Los Angeles...Accrued 77 tackles, 10 passes defended, three interceptions (two returned for touchdowns), two forced fumbles, one fumble recovery returned for a touchdown and one tackle for loss...His three defensive touchdowns led the NFL.
- 2019: Appeared in 14 games (nine starts) for the Rams...Tallied 41 tackles, eight passes defended, two quarterback hits and one sack.
- 2018: Played in all 16 games (seven starts) for Los Angeles...Totaled 34 total tackles, five passes defended, two interceptions and one tackle for loss.
- 2017: Appeared in 12 games (three starts) for the Rams...Accrued 18 tackles, four passes defended and one fumble recovery.
- 2016: Played in 12 games (four starts) for the Los Angeles Rams...Tallied 38 tackles, two passes defended and one tackle for loss.
- 2015: Appeared in three games for the Cincinnati Bengals...Totaled three total tackles.

TRANSACTIONS

- Signed by the Cincinnati Bengals as an undrafted free agent (5/2/23)...Waived by Cincinnati (9/5/15)...Signed to the Bengals practice squad (9/6/15)...Waived from Cincinnati's practice squad (10/2/15)...Signed to the Bengals practice squad (10/13/15)...Waived by Cincinnati (12/24/15)...Claimed off waivers by the New England Patriots (12/25/15)...Waived by New England (12/30/15)...Claimed off waivers by the Los Angeles Rams (12/31/15)...Released by Los Angeles (11/22/16)...Signed to the Rams' practice squad (11/24/16)...Re-signed by Los Angeles (4/16/18)...Re-signed by the Rams (5/30/19)...Signed with the Cleveland Browns (3/18/21)...Traded to the Los Angeles Rams (4/30/22).

COLLEGE & PERSONAL

- Spent five seasons at Oregon (2010-14), appearing in 49 games...Recorded 169 tackles, 35 passes defended, 6.5 tackles for loss, three interceptions and three forced fumbles...As a senior, earned Second-Team All-PAC 12 after starting in all 14 games tallying 71 tackles with 19 passes defended, four tackles for loss, two forced fumbles and an interception...As a junior, played in 11 games totaling 29 total tackles with four passes defended and a forced fumble...As a sophomore, appeared in 10 games compiling 26 total tackles with five passes defended, one interception and one tackle for loss...As a freshman, appeared in 14 games tallying 43 tackles, seven passes defended, one tackle for loss and one interception...A native of Youngstown, Ohio...Attended St. Bonaventure HS.

REGULAR SEASON COMPARISON: DEFENSIVE - ATLANTA FALCONS

DATE	OPP	W/L	GP/GS	TACKLES							MISC					
				TOT	SOLO	ASST	SACK	YDS.	INT	TFL	PD	QBH	TD	FF	FR	
10/20/19	LA @ ATL	W	S	4	4	0	0.0	0.0	0	0	0	0	1	0	0	0
9/18/22	LA vs. ATL	W	S	1	1	0	0.0	0.0	0	0	0	0	0	0	0	0
TOTALS		2/0	2/2	5	5	0	0.0	0.0	0	0	0	0	1	0	0	0

POSTSEASON COMPARISON: DEFENSIVE - ATLANTA FALCONS

DATE	OPP	W/L	GP/GS	TACKLES							MISC					
				TOT	SOLO	ASST	SACK	YDS.	INT	TFL	PD	QBH	TD	FF	FR	
1/6/18	LA vs. ATL	L	S	6	5	1	0.0	0.0	0	1	3	0	0	0	0	0
TOTALS		0/1	1/1	6	5	1	0.0	0.0	0	1	3	0	0	0	0	0

TROY HILL'S NFL REGULAR SEASON DEFENSIVE STATISTICS

DATE	TEAM	GP	GS	TACKLES							INTERCEPTIONS					O. FUMB			ST			MISC					
				TK	S	A	TFL	YDS	SK	YDS	QBH	NO	YDS	LG	TD	PD	FF	FR	TD	YDS	TK	S	A	FF	FR	S	A
2015	Bengals	3	0	3	2	1	0	0	0.0	0.0	0	0	0	0	0	0	0	0	0	0	3	3	0	0	0	0	
2015	Patriots	0	0	0	0	0	0	0	0.0	0.0	0	0	0	0	0	0	0	0	0	0	0	0	0	0	0	0	
2015	Rams	0	0	0	0	0	0	0	0.0	0.0	0	0	0	0	0	0	0	0	0	0	0	0	0	0	0	0	
2015	TOTAL	3	0	3	2	1	0	0	0.0	0.0	0	0	0	0	0	0	0	0	0	3	3	0	0	0	0	0	
2016	Rams	12	4	38	33	5	1	6	0.0	0.0	0	0	0	0	2	0	0	0	0	2	2	0	0	0	0	0	
2017	Rams	12	3	18	16	2	0	0	0.0	0.0	0	0	0	0	4	0	0	0	0	0	0	0	0	1	0	0	
2018	Rams	16	7	34	29	5	1	1	0.0	0.0	0	2	7	7	0	5	0	0	0	0	0	0	0	0	0	0	
2019	Rams	14	9	41	32	9	1	2	1.0	2.0	2	2	6	6	0	8	0	0	0	0	2	0	2	0	0	0	
2020	Rams	16	16	77	55	22	1	2	0.0	0.0	0	3	119	84t	2	10	1	2	1	20	0	0	0	0	0	0	
2021	Browns	12	4	49	34	15	7	22	2.0	13.0	3	0	0	0	0	1	0	0	0	0	0	0	0	0	0	0	
2022	Rams	12	12	67	45	22	1	2	0.0	0.0	0	1	5	5	0	4	0	0	0	0	0	0	0	0	0	0	
NFL TOTALS		97	55	327	246	81	12	35	3.0	15.0	5	8	137	84T	2	34	1	2	1	20	7	5	2	0	1	0	0

TROY HILL'S NFL POSTSEASON DEFENSIVE STATISTICS

DATE	TEAM	GP	GS	TACKLES							INTERCEPTIONS					O. FUMB			ST			MISC					
				TK	S	A	TFL	YDS	SK	YDS	QBH	NO	YDS	LG	TD	PD	FF	FR	TD	YDS	TK	S	A	FF	FR	S	A
2017	Rams	1	1	6	5	1	1	0	0.0	0.0	0	0	0	0	0	3	0	0	0	0	0	0	0	0	0	0	0
2018	Rams	3	0	0	0	0	0	0	0.0	0.0	0	0	0	0	0	0	0	0	0	0	1	1	0	0	0	0	0
2020	Rams	2	2	4	4	0	0	0	0.0	0.0	0	0	0	0	0	1	0	0	0	0	0	0	0	0	0	0	0
NFL TOTALS		6	3	10	9	1	1	0	0.0	0.0	0	0	0	0	0	4	0	0	0	0	1	1	0	0	0	0	0

SINGLE-GAME HIGHS: DEFENSIVE

Total Tackles 11 at Tampa Bay Buccaneers, Sep 25, 2016
Solo Tackles 11 at Tampa Bay Buccaneers, Sep 25, 2016
Sacks 2.0 at Cincinnati Bengals, Nov 07, 2021
Passes Defensed 3 vs. Chicago Bears, Nov 17, 2019
Forced Fumbles 1 vs. San Francisco 49ers, Nov 29, 2020
Fumble Recoveries 1 vs. San Francisco 49ers, Nov 29, 2020
 ...1 more at 1.

Tackles For Loss 3 vs. Baltimore Ravens, Dec 12, 2021
Interceptions 1 vs. Arizona Cardinals, Jan 03, 2021
 ...6 more at 1.
Interception Return Yards 84 vs. Arizona Cardinals, Jan 03, 2021
Special Teams Tackles 3 at San Francisco 49ers, Dec 20, 2015
Special Teams Fumble Recoveries 1 at Dallas Cowboys, Oct 01, 2017
Longest Opp Fumble Return 20 vs. San Francisco 49ers, Nov 29, 2020

SINGLE-GAME HIGHS - POSTSEASON: DEFENSIVE

Total Tackles 6 vs. Atlanta Falcons, Jan 06, 2018
 2 at Green Bay Packers, Jan 16, 2021
 2 at Seattle Seahawks, Jan 09, 2021
Solo Tackles 5 vs. Atlanta Falcons, Jan 06, 2018
 2 at Green Bay Packers, Jan 16, 2021
 2 at Seattle Seahawks, Jan 09, 2021
Passes Defensed 3 vs. Atlanta Falcons, Jan 06, 2018
 1 at Green Bay Packers, Jan 16, 2021

Tackles For Loss 1 vs. Atlanta Falcons, Jan 06, 2018
Special Teams Tackles 1 vs. Dallas Cowboys, Jan 12, 2019

2022 GAME-BY-GAME REGULAR-SEASON STATISTICS (RAMS)

DATE	OPPONENT	P/S	TACKLES							INTERCEPTIONS					O. FUMB			ST			MISC		SCORE				
			TK	S	A	SK	YDS	TFL	YDS	QBH	NO	YDS	LG	TD	PD	FF	FR	TD	YDS	TK	S	A		FF	FR	S	A
09/08	Bills	S	8	6	2	0.0	0.0	0	0	0	1	5	5	0	1	0	0	0	0	0	0	0	0	0	0	L	10-31
09/18	Falcons	S	1	1	0	0.0	0.0	0	0	0	0	0	0	0	0	0	0	0	0	0	0	0	0	0	W	31-27	
09/25	at Cardinals																								W	20-12	
10/03	at 49ers																								L	9-24	
10/09	Cowboys																								L	10-22	
10/16	Panthers																								W	24-10	
10/30	49ers	S	1	0	1	0.0	0.0	0	0	0	0	0	0	0	0	0	0	0	0	0	0	0	0	0	L	14-31	
11/06	at Buccaneers	S	7	4	3	0.0	0.0	1	2	0	0	0	0	2	0	0	0	0	0	0	0	0	0	0	L	13-16	
11/13	Cardinals	S	5	5	0	0.0	0.0	0	0	0	0	0	0	0	0	0	0	0	0	0	0	0	0	0	L	17-27	
11/20	at Saints	S	5	4	1	0.0	0.0	0	0	0	0	0	0	0	0	0	0	0	0	0	0	0	0	0	L	20-27	
11/27	at Chiefs	S	10	3	7	0.0	0.0	0	0	0	0	0	0	0	0	0	0	0	0	0	0	0	0	0	L	10-26	
12/04	Seahawks																								L	23-27	
12/08	Raiders	S	9	7	2	0.0	0.0	0	0	0	0	0	0	0	0	0	0	0	0	0	0	0	0	0	W	17-16	
12/19	at Packers	S	6	6	0	0.0	0.0	0	0	0	0	0	0	0	0	0	0	0	0	0	0	0	0	0	L	12-24	
12/25	Broncos	S	6	2	4	0.0	0.0	0	0	0	0	0	0	0	0	0	0	0	0	0	0	0	0	0	W	51-14	
01/01	at Chargers	S	3	3	0	0.0	0.0	0	0	0	0	0	0	0	0	0	0	0	0	0	0	0	0	0	L	10-31	
01/08	at Seahawks	S	6	4	2	0.0	0.0	0	0	0	0	0	0	0	1	0	0	0	0	0	0	0	0	0	L	16-19+	
2022 TOTALS		12-12	67	45	22	0.0	0.0	1	2	0	1	5	5	0	4	0	0	0	0	0	0	0	0	0	0	5-12	

+ - Overtime

JAYCEE HORN
6'1" // 200
SOUTH CAROLINA
ALPHARETTA, GA.

8
CB

EXPERIENCE (YEARS)
NFL: 3, PANTHERS: 3

BIRTHDATE: 11.26.99

ACQUIRED: 01-21

PRO CAREER

- 2022: Played and started in 13 games after missing some time due to injury...Recorded 53 total tackles, including two tackles for loss and a quarterback hit...Tied for first on the team with seven passes defended and led the team in interceptions (3).
- 2021: Started the first three games of the season at cornerback prior to suffering a season-ending foot injury against the Houston Texans in Week 3...In three weeks, tallied five total tackles, one pass defense, and an interception.

TRANSACTIONS

- Selected by Carolina in the first round (8th overall) of the 2021 NFL Draft (4/29/21).

COLLEGE & PERSONAL

- Played three seasons at South Carolina from 2018-20...Credited with 101 career tackles, 23 pass breakups and 2 interceptions...Earned second team All-SEC honors in 2020...According to PFF, led all SEC players with just a 33% completion percentage allowed...Led the team with eight passes defended and had two interceptions...Earned Walter Camp National Defensive Player of the Week honors after making two picks and four tackles at Auburn...Averaged 1.14 passes defended per game, ranking second in the SEC...In 2019, started all 12 games...Posted 40 tackles with nine pass breakups and two forced fumbles...Earned SEC All-Freshman honors in 2018, posting 45 tackles with 2.0 sacks and eight pass breakups...Tied for the SEC lead among freshmen with 4.0 tackles for loss...Became just the seventh true freshman to start in the season opener for South Carolina since the 2009 season...Went to Alpharetta HS in Alpharetta, Ga...Son of former NFL wide receiver Joe Horn.

JAYCEE HORN'S NFL REGULAR SEASON DEFENSIVE STATISTICS

DATE	TEAM	GP	GS	TACKLES							INTERCEPTIONS					O. FUMB			ST			MISC					
				TK	S	A	TFL	YDS	SK	YDS	QBH	NO	YDS	LG	TD	PD	FF	FR	TD	YDS	TK	S	A	FF	FR	S	A
2021	Panthers	3	3	5	3	2	0	0	0.0	0.0	0	1	13	13	0	1	0	0	0	0	0	0	0	0	0	0	0
2022	Panthers	13	13	53	37	16	2	2	0.0	0.0	1	3	49	31	0	7	0	0	0	0	0	0	0	0	0	0	0
NFL TOTALS		16	16	58	40	18	2	2	0.0	0.0	1	4	62	31	0	8	0	0	0	0	0	0	0	0	0	0	0

SINGLE-GAME HIGHS: DEFENSIVE

Total Tackles	6 vs. Detroit Lions, Dec 24, 2022 ...4 more at 6.	Tackles For Loss	1 at Baltimore Ravens, Nov 20, 2022 ...1 more at 1.
Solo Tackles	5 vs. Detroit Lions, Dec 24, 2022 ...2 more at 5.	Interceptions	1 vs. Atlanta Falcons, Nov 10, 2022 ...2 more at 1.
Passes Defended	3 vs. New Orleans Saints, Sep 25, 2022	Interception Return Yards	18 vs. Atlanta Falcons, Nov 10, 2022

2022 GAME-BY-GAME REGULAR-SEASON STATISTICS (PANTHERS)

DATE	OPPONENT	P/S	TACKLES							INTERCEPTIONS				O. FUMB			ST			MISC		SCORE					
			TK	S	A	SK	YDS	TFL	YDS	QBH	NO	YDS	LG	TD	PD	FF	FR	TD	YDS	TK	S		A	FF	FR	S	A
09/11	Browns	S	5	4	1	0.0	0.0	0	0	0	0	0	0	0	0	0	0	0	0	0	0	0	0	0	0	L	24-26
09/18	at Giants	S	3	2	1	0.0	0.0	0	0	0	0	0	0	0	0	0	0	0	0	0	0	0	0	0	L	16-19	
09/25	Saints	S	2	1	1	0.0	0.0	0	0	0	1	1	0	0	0	3	0	0	0	0	0	0	0	0	0	W	22-14
10/02	Cardinals	S	6	2	4	0.0	0.0	0	0	0	0	0	0	0	1	0	0	0	0	0	0	0	0	0	L	16-26	
10/09	49ers	S	1	1	0	0.0	0.0	0	0	0	0	0	0	0	0	0	0	0	0	0	0	0	0	0	L	15-37	
10/16	at Rams		ON INACTIVE LIST																							L	10-24
10/23	Buccaneers		ON INACTIVE LIST																							W	21-3
10/30	at Falcons	S	2	1	1	0.0	0.0	1	1	0	0	0	0	0	0	0	0	0	0	0	0	0	0	0	L	34-37+	
11/06	at Bengals	S	6	5	1	0.0	0.0	0	0	0	0	0	0	0	0	0	0	0	0	0	0	0	0	0	L	21-42	
11/10	Falcons	S	3	1	2	0.0	0.0	0	0	0	0	1	18	18	0	1	0	0	0	0	0	0	0	0	0	W	25-15
11/20	at Ravens	S	4	4	0	0.0	0.0	1	1	0	0	0	0	0	0	0	0	0	0	0	0	0	0	0	L	3-13	
11/27	Broncos	S	6	4	2	0.0	0.0	0	0	0	0	0	0	0	0	0	0	0	0	0	0	0	0	0	W	23-10	
12/11	at Seahawks	S	6	5	1	0.0	0.0	0	0	0	0	1	31	31	0	2	0	0	0	0	0	0	0	0	0	W	30-24
12/18	Steelers	S	3	2	1	0.0	0.0	0	0	0	0	0	0	0	0	0	0	0	0	0	0	0	0	0	L	16-24	
12/24	Lions	S	6	5	1	0.0	0.0	0	0	0	0	0	0	0	0	0	0	0	0	0	0	0	0	0	W	37-23	
01/01	at Buccaneers		INACTIVE																							L	24-30
01/08	at Saints		INJURED RESERVE																							W	10-7
2022 TOTALS		13-13	53	37	16	0.0	0.0	2	2	1	3	49	31	0	7	0	0	0	0	0	0	0	0	0	0	7-10	
+- Overtime																											



JUSTIN HOUSTON

6'3" // 270

GEORGIA STATESBORO, GA.

50 OLB

EXPERIENCE (YEARS)

NFL

PANTHERS

13

1

BIRTHDATE

1.21.89

ACQUIRED

FA-23

NFL RANKINGS

- Fourth among active players with 111.5 career sacks, sixth with 182 quarterback hits and sixth with 129 tackles for loss.
- Since entering the league (2011), has eight seasons of 8.0+ sacks, tied for the second most in the league.
- Has 10+ quarterback hits in six straight seasons, ties for the 12th longest streak in the league...Prior to that, had 10+ QB hits in four straight...Is one-of-eight players in the NFL to record at least 10 seasons of 10+ QB hits since 2012.

PRO CAREER

- **2022:** Appeared in 14 games with one start for the Baltimore Ravens at outside linebacker...Notched 9.5 sacks – his eighth career season with 8.0+ sacks...Added 17 quarterback hits, an interception, and a forced fumble...Recorded a sack in the postseason.
- **2021:** Started all 15 games played for Baltimore...Posted 4.5 sacks, 17 quarterback hits, a forced fumble and a fumble recovery.
- **2020:** Started all 16 games at defensive end for the Indianapolis Colts...Notched 8.0 sacks, 12 tackles for loss, a forced fumble and a fumble recovery...Recorded a half sack in the postseason.
- **2019:** Started all 16 games for Indianapolis...Top 15 in the league with 11.0 sacks, his fourth season with double-digit sacks...Recovered three fumbles and forced two...Added 18 quarterback hits.
- **2018:** Started all 12 games he played at outside linebacker for the Kansas City Chiefs...Fifth in the league with five forced fumbles, while his three fumble recoveries ranked second...Posted 9.0 sacks and 12 quarterback hits...Added an interception...Recorded sacks in both postseason contests, adding a fumble recovery.
- **2017:** Started all 15 games he played for Kansas City...Scored a touchdown on a 13-yard fumble recovery...Notched 9.5 sacks and 20 quarterback hits...Registered a sack in his postseason contests.
- **2016:** Limited to five games (all starts) after starting the season on the PUP list...Recorded 4.0 sacks and six quarterback hits...Added a sack in the postseason.
- **2015:** Named to his fourth Pro Bowl as he started all 11 games he played for Kansas City...Posted a single-season best two interceptions, including one returned 17 yards for a touchdown...Added 7.5 sacks and 13 quarterback hits...Logged three tackles and a quarterback hit in his two postseason contests.
- **2014:** First-team All Pro and named to his third Pro Bowl as he started all 16 games for Kansas City...Led the NFL with 22.0 sacks, tied for the third most in league history and one of just five players with 22.0+ sacks in a season...His four forced fumbles were tied for third.
- **2013:** Named to his second Pro Bowl as he started all 11 games he played for Kansas City...Posted 11.0 sacks, tied for the 11th most in the league...Added 15 quarterback hits, a forced fumble and two fumble recoveries...Collected a sack in his postseason debut.
- **2012:** Named to his first Pro Bowl as he started all 16 games for Kansas City...Recorded 10.0 sacks, 18 quarterback hits, an interception, a single-season best six passes defended, a forced fumble, and a fumble recovery.
- **2011:** Played in all 16 games with 10 starts for Kansas City...Registered 5.5 sacks, nine quarterback hits, four passes defended, one forced fumble, and one fumble recovery...Added five tackles on special teams.

TRANSACTIONS

- Drafted by the Kansas City Chiefs in the third round (70th overall) of the 2011 NFL Draft (4/29/11)...Re-signed by Kansas City (7/15/15)...Released by the Chiefs (3/10/19)...Signed by the Indianapolis Colts (3/21/19)...Signed by the Baltimore Ravens (8/2/21)...Re-signed by Baltimore (7/13/22).

COLLEGE & PERSONAL

- Spent four seasons at Georgia (2007-10), appearing in 36 games (24 starts)...Totaled 125 total tackles including 38 tackles for loss, 20.0 sacks, five passes defended, two forced fumbles, two fumble recoveries and an interception...In 2010, earned First-Team All-SEC honors after starting in 13 games and totaling 67 total tackles with 18.5 tackles for loss, 10.0 sacks, two passes defended and an interception...In 2009, earned Second-Team All-SEC honors after starting 10 games, tallying 39 total tackles with an SEC-high 15 tackles for loss and 10.0 sacks...Added one pass defended and forced fumble...In 2008, appeared in all 13 games while accumulating 19 total tackles including 4.5 tackles for loss, 2.5 sacks and two passes defended...A native of Statesboro, Ga...Attended Statesboro HS.

JUSTIN HOUSTON'S NFL REGULAR SEASON DEFENSIVE STATISTICS

DATE	TEAM	GP	GS	TACKLES							INTERCEPTIONS				O. FUMB			ST			MISC						
				TK	S	A	TFL	YDS	SK	YDS	QBH	NO	YDS	LG	TD	PD	FF	FR	TD	YDS	TK	S	A	FF	FR	S	A
2011	Chiefs	16	10	51	43	8	10	0	5.5	27.5	9	0	0	0	0	4	1	1	0	0	5	3	2	0	0	0	0
2012	Chiefs	16	16	66	53	13	13	10	10.0	69.0	18	1	32	32	0	6	1	1	0	4	0	0	0	0	0	0	0
2013	Chiefs	11	11	44	41	3	11	63	11.0	75.0	15	0	0	0	0	4	1	2	0	0	0	0	0	0	0	0	0
2014	Chiefs	16	16	69	60	9	23	112	22.0	99.0	25	0	0	0	0	5	4	0	0	0	0	0	0	0	0	0	0
2015	Chiefs	11	11	30	25	5	9	50	7.5	54.0	13	2	16	17t	1	6	1	0	0	0	0	0	0	0	0	0	0
2016	Chiefs	5	5	21	20	1	6	21	4.0	17.0	6	0	0	0	0	1	1	0	0	0	0	0	0	0	0	0	0
2017	Chiefs	15	15	59	46	13	16	74	9.5	54.0	20	0	0	0	0	5	0	1	1	13	0	0	0	0	0	0	0
2018	Chiefs	12	12	37	28	9	8	15	9.0	56.5	12	1	4	4	0	1	5	3	0	0	0	0	0	0	0	0	0
2019	Colts	16	16	44	33	11	13	72	11.0	66.0	18	0	0	0	0	0	2	3	0	0	0	0	0	0	0	0	0
2020	Colts	16	16	25	19	6	8	43	8.0	64.5	12	0	0	0	0	0	1	2	0	0	0	0	0	0	0	0	0
2021	Ravens	15	15	34	19	15	6	12	4.5	22.5	17	0	0	0	0	1	1	1	0	0	0	0	0	0	0	0	0
2022	Ravens	14	1	21	14	7	7	41	9.5	63.0	17	1	5	5	0	1	1	0	0	0	0	0	0	0	0	0	0
NFL TOTALS		163	144	501	401	100	130	513	111.5	668.0	182	5	57	32	1	34	19	14	1	17	5	3	2	0	0	0	0

JUSTIN HOUSTON'S NFL POSTSEASON DEFENSIVE STATISTICS

DATE	TEAM	GP	GS	TACKLES							INTERCEPTIONS				O. FUMB			ST			MISC						
				TK	S	A	TFL	YDS	SK	YDS	QBH	NO	YDS	LG	TD	PD	FF	FR	TD	YDS	TK	S	A	FF	FR	S	A
2013	Chiefs	1	1	4	3	1	1	7	1.0	7.0	3	0	0	0	0	1	0	1	0	7	0	0	0	0	0	0	0
2015	Chiefs	2	1	3	2	1	0	0	0.0	0.0	1	0	0	0	0	0	0	0	0	0	0	0	0	0	0	0	0
2016	Chiefs	1	1	6	5	1	0	0	0.0	0.0	0	0	0	0	0	0	0	0	0	0	0	0	0	0	0	0	0
2017	Chiefs	1	1	2	2	0	1	1	1.0	1.0	2	0	0	0	0	1	0	0	0	0	0	0	0	0	0	0	0
2018	Chiefs	2	2	4	4	0	2	15	2.0	15.0	2	0	0	0	0	1	0	1	0	0	0	0	0	0	0	0	0
2020	Colts	1	1	1	0	1	0	0	0.5	2.5	1	0	0	0	0	0	0	0	0	0	0	0	0	0	0	0	0
2022	Ravens	1	1	1	1	0	1	9	1.0	9.0	1	0	0	0	0	0	0	0	0	0	0	0	0	0	0	0	0
NFL TOTALS		9	8	21	17	4	5	32	5.5	34.5	10	0	0	0	3	0	2	0	7	0	0	0	0	0	0	0	0

SINGLE-GAME HIGHS: DEFENSIVE

Total Tackles	10 at Denver Broncos, Nov 27, 2016 ...1 more at 10.
Solo Tackles	10 at Denver Broncos, Nov 27, 2016
Sacks	4.5 at Philadelphia Eagles, Sep 19, 2013
Passes Defensed	3 at Philadelphia Eagles, Sep 19, 2013
Forced Fumbles	2 vs. San Francisco 49ers, Sep 23, 2018
Fumble Recoveries	2 at Philadelphia Eagles, Sep 19, 2013

Tackles For Loss	4 at Denver Broncos, Nov 27, 2016 ...1 more at 4.
Interceptions	1 at New Orleans Saints, Nov 07, 2022 ...4 more at 1.
Interception Return Yards	32 at Tampa Bay Buccaneers, Oct 14, 2012
Safeties	1 at Houston Texans, Dec 06, 2020 ...2 more at 1.
Special Teams Tackles	2 vs. Miami Dolphins, Nov 06, 2011
Longest Opp Fumble Return	13 vs. Washington Redskins, Oct 02, 2017

SINGLE-GAME HIGHS - POSTSEASON: DEFENSIVE

Total Tackles	6 vs. Pittsburgh Steelers, Jan 15, 2017 4 at Indianapolis Colts, Jan 04, 2014 3 at Houston Texans, Jan 09, 2016 2 vs. New England Patriots, Jan 20, 2019 2 vs. Indianapolis Colts, Jan 12, 2019 ...1 more at 2.
Solo Tackles	5 vs. Pittsburgh Steelers, Jan 15, 2017 3 at Indianapolis Colts, Jan 04, 2014 2 vs. New England Patriots, Jan 20, 2019 2 vs. Indianapolis Colts, Jan 12, 2019 2 vs. Tennessee Titans, Jan 06, 2018 ...1 more at 2.
Sacks	2.0 vs. Indianapolis Colts, Jan 12, 2019 1.0 vs. Tennessee Titans, Jan 06, 2018 1.0 at Indianapolis Colts, Jan 04, 2014 0.5 at Buffalo Bills, Jan 09, 2021
Passes Defensed	1 vs. Indianapolis Colts, Jan 12, 2019 1 vs. Tennessee Titans, Jan 06, 2018 1 at Indianapolis Colts, Jan 04, 2014

Fumble Recoveries	1 vs. Indianapolis Colts, Jan 12, 2019 1 at Indianapolis Colts, Jan 04, 2014
Tackles For Loss	2 vs. Indianapolis Colts, Jan 12, 2019 1 vs. Tennessee Titans, Jan 06, 2018 1 at Indianapolis Colts, Jan 04, 2014
Longest Opp Fumble Return	7 at Indianapolis Colts, Jan 04, 2014

2022 GAME-BY-GAME REGULAR-SEASON STATISTICS (RAVENS)

DATE	OPPONENT	P/S	TACKLES							INTERCEPTIONS				O. FUMB			ST			MISC			SCORE						
			TK	S	A	SK	YDS	TFL	YDS	QBH	NO	YDS	LG	TD	PD	FF	FR	TD	YDS	TK	S	A		FF	FR	S	A	W/L	
09/11	at Jets	P	3	3	0	1.0	6.0	1	6	2	0	0	0	0	0	0	0	0	0	0	0	0	0	0	0	0	0	W	24-9
09/18	Dolphins	P	3	1	2	1.0	8.0	1	8	1	0	0	0	0	0	0	0	0	0	0	0	0	0	0	0	0	L	38-42	
09/25	at Patriots	S	0	0	0	0.0	0.0	0	0	0	0	0	0	0	0	0	0	0	0	0	0	0	0	0	0	0	W	37-26	
10/02	Bills		ON INACTIVE LIST																							L	20-23		
10/09	Bengals		ON INACTIVE LIST																							W	19-17		
10/16	at Giants		ON INACTIVE LIST																							L	20-24		
10/23	Browns	P	2	2	0	2.0	10.0	1	1	1	0	0	0	0	0	1	0	0	0	0	0	0	0	0	0	0	W	23-20	
10/27	at Buccaneers	P	2	2	0	2.0	16.0	2	16	2	0	0	0	0	0	0	0	0	0	0	0	0	0	0	0	0	W	27-22	
11/07	at Saints	P	3	2	1	2.5	14.5	2	10	3	1	5	5	0	1	0	0	0	0	0	0	0	0	0	0	0	W	27-13	
11/20	Panthers	P	2	0	2	0.5	4.5	0	0	1	0	0	0	0	0	0	0	0	0	0	0	0	0	0	0	0	W	13-3	
11/27	at Jaguars	P	1	0	1	0.0	0.0	0	0	0	0	0	0	0	0	0	0	0	0	0	0	0	0	0	0	0	L	27-28	
12/04	Broncos	P	1	1	0	0.0	0.0	0	0	1	0	0	0	0	0	0	0	0	0	0	0	0	0	0	0	0	W	10-9	
12/11	at Steelers	P	0	0	0	0.0	0.0	0	0	1	0	0	0	0	0	0	0	0	0	0	0	0	0	0	0	0	W	16-14	
12/17	at Browns	P	2	2	0	0.0	0.0	0	0	1	0	0	0	0	0	0	0	0	0	0	0	0	0	0	0	0	L	3-13	
12/24	Falcons	P	0	0	0	0.0	0.0	0	0	0	0	0	0	0	0	0	0	0	0	0	0	0	0	0	0	0	W	17-9	
01/01	Steelers	P	1	1	0	0.0	0.0	0	0	2	0	0	0	0	0	0	0	0	0	0	0	0	0	0	0	0	L	13-16	
01/08	at Bengals	P	1	0	1	0.5	4.0	0	0	2	0	0	0	0	0	0	0	0	0	0	0	0	0	0	0	0	L	16-27	
2022 TOTALS			14-1	21	14	7	9.5	63.0	7	41	17	1	5	5	0	1	1	0	0	0	0	0	0	0	0	0	0	10-7	

2022 GAME-BY-GAME POSTSEASON STATISTICS (RAVENS)

DATE	OPPONENT	P/S	TACKLES							INTERCEPTIONS				O. FUMB			ST			MISC			SCORE					
			TK	S	A	SK	YDS	TFL	YDS	QBH	NO	YDS	LG	TD	PD	FF	FR	TD	YDS	TK	S	A		FF	FR	S	A	W/L
01/15	at Bengals	S	1	1	0	1.0	9.0	1	9	1	0	0	0	0	0	0	0	0	0	0	0	0	0	0	0	0	L	17-24
2022 TOTALS			1-1	1	1	0	1.0	9.0	1	9	1	0	0	0	0	0	0	0	0	0	0	0	0	0	0	0	0-1	

CHUBA HUBBARD
6'1" // 210
OKLAHOMA STATE
ALBERTA, CANADA

30
RB

EXPERIENCE (YEARS)		BIRTHDATE	ACQUIRED
NFL	PANTHERS	6.11.99	D4-21
3	3		

PRO CAREER

- **2022:** Saw action in 15 games with two starts...Finished the season with 95 carries for 466 yards and two touchdowns...Posted a career-high 125 yards on 12 carries (10.42 avg) in Week 16 against the Detroit Lions...Since Week Seven of the season, averaged 4.9 yards per carry on 89 carries after having just six carries the first six games of the year.
- **2021:** Saw action in all 17 games of 2021 and made 10 starts...Finished the season with 172 carries for 612 yards and five touchdowns...His five rushing touchdowns tied for second league-wide among rookie RBs...His 612 rushing yards finished 5th league-wide among rookie RBs...Contributed to the passing attack with 174 yards on 25 catches and a touchdown...Surpassed the century-mark for the first time in his career in Week 5 against the Philadelphia Eagles, recording 101 yards on 24 carries.

TRANSACTIONS

- Selected by Carolina in the fourth round (126th overall) of the 2021 NFL Draft.

COLLEGE & PERSONAL

- Played for Oklahoma State from 2018-20, putting together a record season in 2019...Totaled 3,459 rushing yards and 33 rushing touchdowns in career...Finished career ranked fourth in program history in rushing yards per game...Led all FBS with 2,094 rushing yards and 21 rushing touchdowns in 2019...Named consensus First Team All-American, Big 12 Offensive Player of the Year, and a finalist for the Walter Camp Player of the Year Award & Doak Walker Award in 2019...Battled injuries in 2020, but still earned second-team All-Big 12 honors...Finished with 625 rushing yards and five rushing touchdowns...In 2018, posted 9 total touchdowns, the most by any Oklahoma State freshman since 2004...Grew up in Sherwood Park, Alberta, Canada.

CHUBA HUBBARD'S NFL REGULAR SEASON RUSHING/RECEIVING STATISTICS

DATE	TEAM	RUSHING								RECEIVING				
		GP	GS	NO.	YDS.	AVG.	LG	TD	NO.	YDS.	AVG.	LG	TD	
2021	Panthers	17	10	172	612	3.6	26	5	25	174	7.0	33	1	
2022	Panthers	15	2	95	466	4.9	35	2	14	171	12.2	45	0	
NFL TOTALS		32	12	267	1,078	4.0	35	7	39	345	8.8	45	1	

CHUBA HUBBARD'S NFL REGULAR SEASON RETURN STATISTICS

DATE	TEAM	KICKOFF RETURNS					PUNT RETURNS					
		RET.	YDS.	AVG.	LG	TD	NO.	FC	YDS.	AVG.	LG	TD
2021	Panthers	1	21	21.0	21	0	0	0	0	0.0	0	0
2022	Panthers	5	104	20.8	36	0	0	0	0	0.0	0	0
NFL TOTALS		6	125	20.8	36	0	0	0	0	0.0	0	0

SINGLE-GAME HIGHS: RUSHING/RECEIVING

Rush Attempts	24 at Atlanta Falcons, Oct 31, 2021 ...1 more at 24.
Rushing Yards	125 vs. Detroit Lions, Dec 24, 2022
Rushing Average	10.4 vs. Detroit Lions, Dec 24, 2022
Longest Runs	35 vs. Detroit Lions, Dec 24, 2022
Rushing TDs	1 at Seattle Seahawks, Dec 11, 2022 ...6 more at 1.
Receptions	5 vs. Philadelphia Eagles, Oct 10, 2021
Receiving Yards	57 vs. Pittsburgh Steelers, Dec 18, 2022
Receiving Average	19.0 vs. Pittsburgh Steelers, Dec 18, 2022
Longest Receptions	45 vs. Pittsburgh Steelers, Dec 18, 2022

Receiving TDs	1 at Tampa Bay Buccaneers, Jan 09, 2022
All-Purpose Yards	134 vs. Philadelphia Eagles, Oct 10, 2021
Kickoff Returns	3 at New York Giants, Sep 18, 2022
Kickoff Return Yards	75 at New York Giants, Sep 18, 2022
Longest Kickoff Return	36 at New York Giants, Sep 18, 2022
Kickoff Return Average	25.0 at New York Giants, Sep 18, 2022
Most TDs	1 at Seattle Seahawks, Dec 11, 2022 ...7 more at 1.
Miscellaneous Tackles	1 at New Orleans Saints, Jan 02, 2022

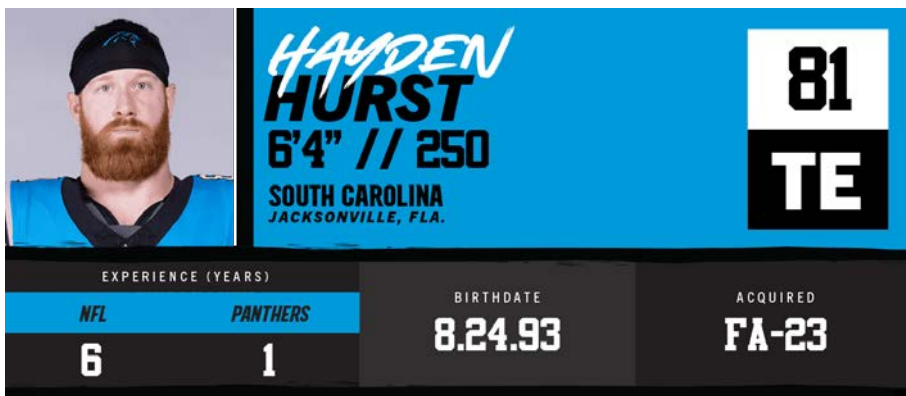
100-YARD RUSHING GAMES (2): REGULAR SEASON

DATE	TEAM	ATT.	YDS.	AVG.	LG	TD
10/10/21	EAGLES	24	101	4.2	26	0
12/24/22	LIONS	12	125	10.4	35	0

2022 GAME-BY-GAME REGULAR-SEASON STATISTICS (PANTHERS)

DATE	OPPONENT	P/S	RUSHING						RECEIVING						W/L	SCORE
			NO.	YDS.	AVG.	LG	TD	NO.	YDS.	AVG.	LG	TD				
09/11	Browns	P	1	3	3.0	3	0	0	0	0.0	0	0	0	L	24-26	
09/18	at Giants	P	0	0	0.0	0	0	0	0	0.0	0	0	0	L	16-19	
09/25	Saints	P	3	25	8.3	14	0	0	0	0.0	0	0	0	W	22-14	
10/02	Cardinals	P	0	0	0.0	0	0	0	0	0.0	0	0	0	L	16-26	
10/09	49ers	P	0	0	0.0	0	0	0	0	0.0	0	0	0	L	15-37	
10/16	at Rams	P	2	6	3.0	4	0	1	1	1.0	1	0	0	L	10-24	
10/23	Buccaneers	S	9	63	7.0	17t	1	2	10	5.0	7	0	0	W	21-3	
10/30	at Falcons		ON INACTIVE LIST											L	34-37+	
11/06	at Bengals		ON INACTIVE LIST											L	21-42	
11/10	Falcons	P	5	14	2.8	5	0	0	0	0.0	0	0	0	W	25-15	
11/20	at Ravens	P	4	0	0.0	2	0	2	25	12.5	15	0	0	L	3-13	
11/27	Broncos	P	17	65	3.8	12	0	0	0	0.0	0	0	0	W	23-10	
12/11	at Seahawks	P	14	74	5.3	12	1	3	25	8.3	17	0	0	W	30-24	
12/18	Steelers	P	4	10	2.5	3	0	3	57	19.0	45	0	0	L	16-24	
12/24	Lions	S	12	125	10.4	35	0	0	0	0.0	0	0	0	W	37-23	
01/01	at Buccaneers	P	3	12	4.0	7	0	3	53	17.7	24	0	0	L	24-30	
01/08	at Saints	P	21	69	3.3	8	0	0	0	0.0	0	0	0	W	10-7	
2022 TOTALS		15-2	95	466	4.9	35	2	14	171	12.2	45	0	0	7-10		

+ - Overtime



HAYDEN HURST
6'4" // 250
SOUTH CAROLINA
JACKSONVILLE, FLA.

81
TE

EXPERIENCE (YEARS)

NFL	PANTHERS	BIRTHDATE	ACQUIRED
6	1	8.24.93	FA-23

PRO CAREER

- **2022:** Played and started 13 contests for the Bengals, recording 52 catches for 414 yards and two touchdowns...Recorded six games with six+ receptions in a game.
- **2021:** Played in 13 games for Atlanta (five starts), and caught 26 passes for 221 yards and three touchdowns.
- **2020:** Traded to Atlanta in the offseason, and went on to play in 16 games (11 starts)...Posted career-highs in every receiving category, with 56 catches for 571 yards and six touchdowns.
- **2019:** Played in all 16 regular-season games (four starts) and one postseason game (start) for Baltimore...Caught 30 passes for 349 yards and two touchdowns...Had four catches for 53 yards, including an 18-yard TD, in Wild Card Playoff vs. Tennessee.
- **2018:** Played in 12 regular-season games and one postseason game as a rookie for Baltimore...Caught 13 passes for 163 yards and a touchdown.

TRANSACTIONS

- Drafted by Baltimore Ravens in the first round (25th overall) of the 2018 NFL Draft...Traded to Atlanta Falcons (3/18/20)...Placed on injured reserve (11/18/21)...Signed by Cincinnati (3/18/22)...Signed by Carolina (3/15/23).

COLLEGE & PERSONAL

- Spent three seasons (2015-17) at the University of South Carolina...Had 100 career receptions for 1281 yards and three touchdowns...Two-time team captain (2016, '17)...First-team All-SEC (AP and coaches) in 2017, and was a semifinalist for the Mackey Award (nation's top TE)...After two seasons playing professional baseball, he walked on to South Carolina's football team in the summer of 2015 and went on to play in all 12 games and catch eight passes for 106 yards...Spent first four games of 2015 at TE, before moving to WR for the remaining eight games...Prior to his collegiate football career, was drafted by the Pittsburgh Pirates in the 17th round of the 2012 MLB Draft, and played two seasons as a pitcher (2013) and first baseman (2014) in the Pirates organization in the rookie Gulf Coast League...A native of Jacksonville, Fla...Attended The Bolles School in Jacksonville.

HAYDEN HURST'S NFL REGULAR SEASON RUSHING/RECEIVING STATISTICS

DATE	TEAM	GP	GS	RECEIVING					RUSHING				
				NO.	YDS.	AVG.	LG	TD	NO.	YDS.	AVG.	LG	TD
2018	Ravens	12	0	13	163	12.5	32	1	1	0	0.0	0	0
2019	Ravens	16	4	30	349	11.6	61t	2	0	0	0.0	0	0
2020	Falcons	16	11	56	571	10.2	42t	6	0	0	0.0	0	0
2021	Falcons	13	5	26	221	8.5	33	3	0	0	0.0	0	0
2022	Bengals	13	13	52	414	8.0	29	2	0	0	0.0	0	0
NFL TOTALS		70	33	177	1,718	9.7	61T	14	1	0	0.0	0	0

HAYDEN HURST'S NFL POSTSEASON RUSHING/RECEIVING STATISTICS

DATE	TEAM	GP	GS	RECEIVING					RUSHING				
				NO.	YDS.	AVG.	LG	TD	NO.	YDS.	AVG.	LG	TD
2018	Ravens	1	0	0	0	0.0	0	0	0	0	0.0	0	0
2019	Ravens	1	1	4	53	13.3	18	1	0	0	0.0	0	0
2022	Bengals	3	3	13	141	10.8	23	1	0	0	0.0	0	0
NFL TOTALS		5	4	17	194	11.4	23	2	0	0	0.0	0	0

SINGLE-GAME HIGHS: RUSHING/RECEIVING

Rush Attempts 1 at Tennessee Titans, Oct 14, 2018
Receptions 7 vs. Denver Broncos, Nov 08, 2020
Receiving Yards 73 at Buffalo Bills, Dec 08, 2019
Receiving Average 24.3 at Buffalo Bills, Dec 08, 2019
Longest Receptions 61t at Buffalo Bills, Dec 08, 2019

Receiving TDs 1 vs. Detroit Lions, Dec 26, 2021
 ...11 more at 1.

All-Purpose Yards Most TDs 73 at Buffalo Bills, Dec 08, 2019
 1 vs. Detroit Lions, Dec 26, 2021
 ...11 more at 1.

Miscellaneous Tackles 1 vs. New York Jets, Oct 10, 2021
 ...1 more at 1.

SINGLE-GAME HIGHS - POSTSEASON: RECEIVING

Receptions	4 vs. Tennessee Titans, Jan 11, 2020
Receiving Yards	53 vs. Tennessee Titans, Jan 11, 2020
Receiving Average	13.3 vs. Tennessee Titans, Jan 11, 2020
Longest Receptions	18 vs. Tennessee Titans, Jan 11, 2020
	15t vs. Tennessee Titans, Jan 11, 2020
	12 vs. Tennessee Titans, Jan 11, 2020
	8 vs. Tennessee Titans, Jan 11, 2020

Receiving TDs	1 vs. Tennessee Titans, Jan 11, 2020
All-Purpose Yards	53 vs. Tennessee Titans, Jan 11, 2020
Most TDs	1 vs. Tennessee Titans, Jan 11, 2020

2022 GAME-BY-GAME REGULAR-SEASON STATISTICS (BENGALS)

DATE	OPPONENT	P/S	RECEIVING						RUSHING						W/L	SCORE
			NO.	YDS.	AVG.	LG	TD	NO.	YDS.	AVG.	LG	TD				
09/11	Steelers	S	5	46	9.2	20	0	0	0	0.0	0	0	0	L	20-23+	
09/18	at Cowboys	S	5	24	4.8	8	0	0	0	0.0	0	0	0	L	17-20	
09/25	at Jets	S	1	7	7.0	7	0	0	0	0.0	0	0	0	W	27-12	
09/29	Dolphins	S	3	27	9.0	19	1	0	0	0.0	0	0	0	W	27-15	
10/09	at Ravens	S	6	53	8.8	19t	1	0	0	0.0	0	0	0	L	17-19	
10/16	at Saints	S	3	21	7.0	9	0	0	0	0.0	0	0	0	W	30-26	
10/23	Falcons	S	6	48	8.0	14	0	0	0	0.0	0	0	0	W	35-17	
10/31	at Browns	S	4	42	10.5	21	0	0	0	0.0	0	0	0	L	13-32	
11/06	Panthers	S	5	35	7.0	13	0	0	0	0.0	0	0	0	W	42-21	
11/20	at Steelers	S	2	28	14.0	21	0	0	0	0.0	0	0	0	W	37-30	
11/27	at Titans	S	6	57	9.5	29	0	0	0	0.0	0	0	0	W	20-16	
12/04	Chiefs	S	2	12	6.0	9	0	0	0	0.0	0	0	0	W	27-24	
12/11	Browns		ON INACTIVE LIST										W	23-10		
12/18	at Buccaneers		INACTIVE										W	34-23		
12/24	at Patriots		INACTIVE										W	22-18		
01/08	Ravens	S	4	14	3.5	7	0	0	0	0.0	0	0	0	W	27-16	
2022 TOTALS		13-13	52	414	8.0	29	2	0	0	0.0	0	0	0	12-4		

+ - Overtime

2022 GAME-BY-GAME POSTSEASON STATISTICS (BENGALS)

DATE	OPPONENT	P/S	RECEIVING						RUSHING						W/L	SCORE
			NO.	YDS.	AVG.	LG	TD	NO.	YDS.	AVG.	LG	TD				
01/15	Ravens	S	4	45	11.3	18	0	0	0	0.0	0	0	0	W	24-17	
01/22	at Bills	S	5	59	11.8	18	1	0	0	0.0	0	0	0	W	27-10	
01/29	at Chiefs	S	4	37	9.3	23	0	0	0	0.0	0	0	0	L	20-23	
2022 TOTALS		3-3	13	141	10.8	23	1	0	0	0.0	0	0	0	2-1		



DONTE JACKSON

5'10" // 180

**LOUISIANA STATE
METAIRIE, LA.**

26

CB

EXPERIENCE (YEARS)

NFL

PANTHERS

6

6

BIRTHDATE

11.8.95

ACQUIRED

D2-18

NFL RANKINGS

- Totaled 10 interceptions over his first three seasons, ranking fourth among NFL cornerbacks since 2018.

FRANCHISE RANKINGS

- His 10 picks are the second-most (Chris Gamble, 16) by any Panther over his first three seasons.
- Became first player in franchise history to return a two-point conversion attempt for a defensive score, intercepting New Orleans' QB Drew Brees in Week 15 (12/17/18) and returning it 98 yards.

PRO CAREER

- **2022:** Started and played in nine games prior to finishing the season on the injured reserve...Recorded 35 tackles and one tackle for loss...Tallied three passes defended and two interceptions...Returned an interception for a 30-yard touchdown in Week Six against the Los Angeles Rams.
- **2021:** Started and played in 12 games prior to ending the season on the injured reserve...Finished the season with 61 total tackles including three tackles for loss...Racked up 10 passes defended and two interceptions...In Week 5 against the Philadelphia Eagles, recorded an interception and forced fumble to go along with 6 tackles...Against Arizona in Week 11, recorded 4 total tackles and his second interception of 2021.
- **2020:** Battled a toe injury to play in 14 games with 13 starts in 2020...Led the team with three interceptions and 11 passes defended...Made 34 tackles, including one tackle for loss.
- **2019:** Played in 13 games with 10 starts for Carolina in 2019...Tallied 40 tackles while tying for the team lead with three interceptions...Notched eight pass deflections.
- **2018:** Started all 16 games for Carolina in 2018...Tallied 75 tackles, one sack, one forced fumble, seven passes defended and four interceptions, tying for seventh in the NFL in interceptions and first among rookies...Secured a career-high two interceptions against Cincinnati in Week 3 (9/23/18), including one late in the fourth quarter that sealed the team's victory.

TRANSACTIONS

- Drafted by the Carolina Panthers in the second round of the 2018 Draft (55th overall)...Re-signed with Carolina (3/18/22).

COLLEGE & PERSONAL

- Played in 37 games with 24 starts in the secondary for the Tigers...For career, compiled 116 tackles, 4.0 tackles for loss, and four interceptions...Added 22 pass breakups and a sack...Named All-America Second Team by Sporting News in 2017...All-SEC Second Team in 2017...In 2017, finished with 51 tackles, 3.5 tackles for loss, a sack and an interception...Ranked second on team in pass breakups with 10...Recorded a career-best nine tackles in road win over Florida...In his sophomore season of 2016, he played in 12 games with 11 starts...Recorded the second-most pass breakups with eight on the season...Also had 39 tackles...Returned seven kickoffs during the season, including a long of 40 against Jacksonville State...Also totaled two interceptions and a forced fumble...Competed on LSU's track teams as one of the NCAA's top sprinters during the 2017 track season...An SEC finalist in the 60 meters indoors and 100 meters outdoors at the SEC Championships...Owns a personal best of 6.63 in the 60-meter dash from the 2016 season to rank No. 4 on LSU's all-time indoor performance list in the event...A native of Metairie, La...Attended Riverdale HS.

DONTE JACKSON'S NFL REGULAR SEASON DEFENSIVE STATISTICS

DATE	TEAM	GP	GS	TACKLES								INTERCEPTIONS					O. FUMB				ST				
				TK	S	A	TFL	YDS	SK	YDS	QBH	NO	YDS	LG	TD	PD	FR	FR	TD	YDS	TK	S	A	FF	FR
2018	Panthers	16	16	73	62	11	4	15	1.0	8.0	1	4	0	0	0	9	1	0	0	0	1	1	0	0	0
2019	Panthers	13	10	40	32	8	1	2	0.0	0.0	0	3	25	25	0	8	0	1	0	0	0	0	0	0	1
2020	Panthers	14	13	34	22	12	1	1	0.0	0.0	0	3	110	66	0	11	0	0	0	0	0	0	0	0	0
2021	Panthers	12	12	61	50	11	3	5	0.0	0.0	0	2	21	21	0	10	1	0	0	0	0	0	0	0	0
2022	Panthers	9	9	35	32	3	1	2	0.0	0.0	0	2	30	30	1	3	0	0	0	0	0	0	0	0	0
NFL TOTALS		64	60	243	198	45	10	25	1.0	8.0	1	14	186	66	1	41	2	1	0	0	1	1	0	0	1

SINGLE-GAME HIGHS: DEFENSIVE

Total Tackles 11 at Miami Dolphins, Nov 28, 2021
Solo Tackles 10 vs. Tampa Bay Buccaneers, Oct 23, 2022
 ...1 more at 10.
Sacks 1.0 vs. Baltimore Ravens, Oct 28, 2018
Passes Defensed 3 at Green Bay Packers, Nov 10, 2019
Forced Fumbles 1 vs. Philadelphia Eagles, Oct 10, 2021
 ...1 more at 1.
Fumble Recoveries 1 vs. Tennessee Titans, Nov 03, 2019

Tackles For Loss 2 at Pittsburgh Steelers, Nov 08, 2018
Interceptions 2 at Arizona Cardinals, Sep 22, 2019
 ...1 more at 2.
Interception Return Yards 66 at Los Angeles Chargers, Sep 27, 2020
Special Teams Tackles 1 at Washington Redskins, Oct 14, 2018
Special Teams Fumble Recoveries 1 vs. Tampa Bay Buccaneers, Sep 12, 2019

2022 GAME-BY-GAME REGULAR-SEASON STATISTICS (PANTHERS)

DATE	OPPONENT	P/S	TACKLES							INTERCEPTIONS				O. FUMB			ST			MISC		SCORE						
			TK	S	A	SK	YDS	TFL	YDS	QBH	NO	YDS	LG	TD	PD	FF	FR	TD	YDS	TK	S		A	FF	FR	S	A	W/L
09/11	Browns	S	4	4	0	0.0	0.0	0	0	0	0	0	0	0	0	0	0	0	0	0	0	0	0	0	0	0	L	24-26
09/18	at Giants	S	2	2	0	0.0	0.0	1	2	0	0	0	0	0	0	0	0	0	0	0	0	0	0	0	0	0	L	16-19
09/25	Saints	S	3	3	0	0.0	0.0	0	0	0	0	0	0	0	0	0	0	0	0	0	0	0	0	0	0	0	W	22-14
10/02	Cardinals	S	3	3	0	0.0	0.0	0	0	0	0	0	0	0	0	0	0	0	0	0	0	0	0	0	0	0	L	16-26
10/09	49ers	S	4	3	1	0.0	0.0	0	0	0	0	0	0	0	0	0	0	0	0	0	0	0	0	0	0	0	L	15-37
10/16	at Rams	S	2	2	0	0.0	0.0	0	0	0	1	30	30	1	1	0	0	0	0	0	0	0	0	0	0	0	L	10-24
10/23	Buccaneers	S	10	10	0	0.0	0.0	0	0	0	0	0	0	0	0	0	0	0	0	0	0	0	0	0	0	0	W	21-3
10/30	at Falcons	S	4	3	1	0.0	0.0	0	0	0	1	0	0	0	1	0	0	0	0	0	0	0	0	0	0	0	L	34-37+
11/06	at Bengals		DID NOT PLAY (NON-INJURY)																				L	21-42				
11/10	Falcons	S	3	2	1	0.0	0.0	0	0	0	0	0	0	0	1	0	0	0	0	0	0	0	0	0	0	0	W	25-15
11/20	at Ravens		INJURED RESERVE																				L	3-13				
11/27	Broncos		INJURED RESERVE																				W	23-10				
12/11	at Seahawks		INJURED RESERVE																				W	30-24				
12/18	Steelers		INJURED RESERVE																				L	16-24				
12/24	Lions		INJURED RESERVE																				W	37-23				
01/01	at Buccaneers		INJURED RESERVE																				L	24-30				
01/08	at Saints		INJURED RESERVE																				W	10-7				
2022 TOTALS			9-9	35	32	3	0.0	0.0	1	2	0	2	30	30T	1	3	0	0	0	0	0	0	0	0	0	0	0	7-10
+- - Overtime																												

EXPERIENCE (YEARS)		BIRTHDATE	ACQUIRED
NFL	PANTHERS	1.20.86	TR-09 GB
16	15		

FRANCHISE RANKINGS

Has played in 226 career games in Carolina, the most by any player in franchise history.

HONORS

- Pro Bowl (2013)

PRO CAREER

- Played in all regular season games every season for Carolina from 2009-22.
- Tallied 17 total special teams tackles from 2009-20.
- Helped Carolina's punting game rank fifth in net punting average (42.4) in 2017, marking a new franchise record for net punt yards...Also ranked fifth in net punting in 2013 (41.6), the second-highest average in franchise history.
- Selected to his first career Pro Bowl in 2013...Successful on all 139 snaps...Helped kicker Graham Gano convert 24-of-27 field goal attempts, including a franchise record six made field goals of 50 yards or more...Contributed to punter Brad Nortman setting team records with a 47.8-yard gross average and 41.6-yard net average.
- Spent the 2008 season on the Green Bay Packers injured reserve with a knee injury suffered during the preseason.

TRANSACTIONS

- Signed as an undrafted rookie free agent by Green Bay (5/2/08)...Placed on injured reserve by Green Bay (8/31/08)...Traded by Green Bay to Carolina in exchange for a 2011 conditional draft choice (4/13/09)...Signed to contract extension by Carolina (2/8/12)...Signed to contract extension by Carolina (2/17/16)...Re-signed with Carolina (2/10/22).

COLLEGE & PERSONAL

- Played in 32 games at Notre Dame...Was the Fighting Irish's long snapper...Recorded eight special teams tackles...Served as the long snapper on field goals and punts in all 12 games as a senior in 2007...Worked with two different punters and right-footed and left-footed place-kickers with each having his own holder.

JJ JANSEN'S NFL REGULAR SEASON STATISTICS

DATE	TEAM	GP
2009	Panthers	16
2010	Panthers	16
2011	Panthers	16
2012	Panthers	16
2013	Panthers	16
2014	Panthers	16
2015	Panthers	16
2016	Panthers	16
2017	Panthers	16
2018	Panthers	16
2019	Panthers	16
2020	Panthers	16
2021	Panthers	17
2022	Panthers	17
NFL TOTALS		226

JJ JANSEN'S NFL POSTSEASON STATISTICS

DATE	TEAM	GP
2013	Panthers	1
2014	Panthers	2
2015	Panthers	3
2017	Panthers	1
NFL TOTALS		7

2022 GAME-BY-GAME REGULAR-SEASON STATISTICS (PANTHERS)

DATE	OPPONENT		W/L	SCORE
09/11	Browns	P	L	24-26
09/18	at Giants	P	L	16-19
09/25	Saints	P	W	22-14
10/02	Cardinals	P	L	16-26
10/09	49ers	P	L	15-37
10/16	at Rams	P	L	10-24
10/23	Buccaneers	P	W	21-3
10/30	at Falcons	P	L	34-37+
11/06	at Bengals	P	L	21-42
11/10	Falcons	P	W	25-15
11/20	at Ravens	P	L	3-13
11/27	Broncos	P	W	23-10
12/11	at Seahawks	P	W	30-24
12/18	Steelers	P	L	16-24
12/24	Lions	P	W	37-23
01/01	at Buccaneers	P	L	24-30
01/08	at Saints	P	W	10-7
2022 TOTALS		17	7-10	

+ - Overtime

NFL RANKINGS

- Since entering the league in 2016, ranks eighth in the league in total tackles (694)
- In that same time span, ranks fourth league-wide in interception return yards (384)
- Is one of nine players since 2016 to record at least four seasons of 100+ tackles

PRO CAREER

- **2022:** Saw action in 11 games for the Cleveland Browns...Tallied 44 tackles, 2.5 sacks, six tackles for loss and three QB hits.
- **2021:** Started in 16 games for the Atlanta Falcons...His 137 tackles tied for the 11th most league-wide...Tallied eight tackles for loss and two sacks.
- **2020:** Started 16 games for the Falcons, finishing with 106 tackles, nine tackles for loss, two interceptions, one interception returned for touchdown and career-highs with 4.5 sacks and 10 QB hits...Totaled over 100 tackles for the second consecutive season for the second time in his career
- **2018:** Started 16 games for Atlanta...Totaled 110 tackles, eight tackles for loss, four QB hits, one fumble recovery and one interception.
- **2018:** Saw action in 6 games due to injury.
- **2017:** Started 16 games for the Falcons, tallying career-highs with 138 tackles and 10 tackles for loss...Tied for fourth league-wide in total tackles...Recorded over 100 tackles for the second consecutive season for the first time in his career...Named to the Pro Bowl for the first time in his career.
- **2016:** Saw action in 15 games with 13 starts as a rookie...Totaled 108 tackles and four tackles for loss...Led the league with 165 interception returned yards and two interception returned for touchdowns...Recorded his first career touchdown on a 90-yard interception return.

TRANSACTIONS

- Drafted by Atlanta in the second round (52nd overall) of the 2016 draft...Re-signed with Atlanta (7/17/19)...Traded to Cleveland (10/10/22)...Declared free agent (3/15/23).

COLLEGE & PERSONAL

- Played in 51 career games while at LSU (2012-15)...Totaled 165 tackles, 21.0 tackles for loss and 5.0 sacks in 51 games with 12 starts as a Tiger...Led LSU with 100 tackles and 13.5 tackles for loss in 2015...Recorded double-figure tackles in six of 12 games as a senior, including career-best 14 against Ole Miss...Saw action in all 13 games in each of his first three seasons at LSU...Named LSU's defensive MVP as a senior in 2015...One of five finalists for the 2015 Butkas Award, given to the top linebacker in college football...A native of New Orleans, La...Attended Jesuit HS.

DEION JONES' NFL REGULAR SEASON DEFENSIVE STATISTICS

DATE	TEAM	GP	GS	TACKLES										INTERCEPTIONS					O. FUMB					ST					MISC				
				TK	S	A	TFL	YDS	SK	YDS	QBH	NO	YDS	LG	TD	PD	FF	FR	TD	YDS	TK	S	A	FF	FR	S	A						
2016	Falcons	15	13	106	75	31	4	3	0.0	0.0	2	3	165	90t	2	11	1	0	0	0	2	0	2	0	0	0	0						
2017	Falcons	16	16	138	91	47	10	19	1.0	0.0	0	3	42	41	0	10	0	0	0	0	0	0	0	0	0	0							
2018	Falcons	6	6	53	34	19	1	4	1.0	4.0	0	2	61	41t	1	6	1	0	0	0	0	0	0	0	0	0							
2019	Falcons	16	16	110	68	42	8	19	0.0	0.0	4	1	27	27t	1	5	0	1	0	5	0	0	0	0	0	0							
2020	Falcons	16	16	106	73	33	9	43	4.5	38.5	10	2	84	67t	1	6	1	1	0	0	0	0	0	0	0	0							
2021	Falcons	16	16	137	87	50	8	33	2.0	17.0	4	0	0	0	0	6	1	0	0	0	0	0	0	0	0	0							
2022	Falcons	0	0	0	0	0	0	0	0.0	0.0	0	0	0	0	0	0	0	0	0	0	0	0	0	0	0	0							
2022	Browns	1	1	44	25	19	6	14	2.5	16.0	3	1	5	5	0	3	1	0	0	0	0	0	0	0	0	0							
2022	TOTAL	1	1	44	25	19	6	14	2.5	16.0	3	1	5	5	0	3	1	0	0	0	0	0	0	0	0	0							
NFL TOTALS		86	84	694	453	241	46	135	11.0	75.5	23	12	384	90T	5	47	5	2	0	5	2	0	2	0	0	0							

DEION JONES' NFL POSTSEASON DEFENSIVE STATISTICS

DATE	TEAM	TACKLES										INTERCEPTIONS				O. FUMB			ST			MISC						
		GP	GS	TK	S	A	TFL	YDS	SK	YDS	QBH	NO	YDS	LG	TD	PD	FF	FR	TD	YDS	TK	S	A	FF	FR	S	A	
2016	Falcons	3	3	20	15	5	2	3	0.0	0.0	1	1	28	28	0	3	1	0	0	0	0	0	0	0	0	0	0	0
2017	Falcons	2	2	13	9	4	1	5	0.0	0.0	0	0	0	0	0	1	0	0	0	0	0	0	0	0	0	0	0	
NFL TOTALS		5	5	33	24	9	3	8	0.0	0.0	1	1	28	28	0	4	1	0	0	0	0	0	0	0	0	0	0	

SINGLE-GAME HIGHS: DEFENSIVE

Total Tackles 15 at Miami Dolphins, Oct 24, 2021
...1 more at 15.

Solo Tackles 13 vs. Baltimore Ravens, Dec 02, 2018

Sacks 1.0 at Miami Dolphins, Oct 24, 2021
...7 more at 1.0.

Passes Defensed 4 at Minnesota Vikings, Oct 18, 2020

Forced Fumbles 1 vs. Carolina Panthers, Oct 31, 2021
...3 more at 1.

Fumble Recoveries 1 vs. New Orleans Saints, Dec 06, 2020
...1 more at 1.

Tackles For Loss 3 at Miami Dolphins, Oct 24, 2021
...2 more at 3.

Interceptions 1 vs. Las Vegas Raiders, Nov 29, 2020
...10 more at 1.

Interception Return Yards 90 at New Orleans Saints, Sep 26, 2016

Special Teams Tackles 2 at Seattle Seahawks, Oct 16, 2016

Longest Opp Fumble Return 5 at Tampa Bay Buccaneers, Dec 29, 2019

SINGLE-GAME HIGHS - POSTSEASON: DEFENSIVE

Total Tackles 10 at Los Angeles Rams, Jan 06, 2018
9 vs. New England Patriots, Feb 05, 2017
6 vs. Green Bay Packers, Jan 22, 2017
5 vs. Seattle Seahawks, Jan 14, 2017
3 at Philadelphia Eagles, Jan 13, 2018
7 at Los Angeles Rams, Jan 06, 2018

Solo Tackles 7 vs. New England Patriots, Feb 05, 2017
5 vs. Green Bay Packers, Jan 22, 2017
3 vs. Seattle Seahawks, Jan 14, 2017
2 at Philadelphia Eagles, Jan 13, 2018

Passes Defensed 1 at Los Angeles Rams, Jan 06, 2018
1 vs. New England Patriots, Feb 05, 2017
1 vs. Green Bay Packers, Jan 22, 2017
...1 more at 1.

Forced Fumbles 1 vs. New England Patriots, Feb 05, 2017

Tackles For Loss 1 at Los Angeles Rams, Jan 06, 2018
1 vs. New England Patriots, Feb 05, 2017
1 vs. Seattle Seahawks, Jan 14, 2017
1 vs. Seattle Seahawks, Jan 14, 2017

Interceptions 1 vs. Seattle Seahawks, Jan 14, 2017

Interception Return Yards 28 vs. Seattle Seahawks, Jan 14, 2017

2022 GAME-BY-GAME REGULAR-SEASON STATISTICS (FALCONS/BROWNS)

DATE	OPPONENT	P/S	TACKLES										INTERCEPTIONS				O. FUMB			ST			MISC						
			TK	S	A	SK	YDS	TFL	YDS	QBH	NO	YDS	LG	TD	PD	FF	FR	TD	YDS	TK	S	A	FF	FR	S	A	W/L	SCORE	
09/11	Saints																										L	26-27	
09/18	at Rams																										L	27-31	
09/25	at Seahawks																										W	27-23	
10/02	Browns																										W	23-20	
10/09	at Buccaneers																										L	15-21	
10/16	49ers																										W	28-14	
10/23	at Bengals																										L	17-35	
10/30	Panthers																										W	37-34+	
11/06	Chargers																										L	17-20	
11/10	at Panthers																										L	15-25	
11/20	Bears																										W	27-24	
11/27	at Commanders																										L	13-19	
12/04	Steelers																										L	16-19	
12/11	at Bengals	S	7	4	3	0.0	0.0	0	0	0	0	1	5	5	0	2	0	0	0	0	0	0	0	0	0	0	0	L	10-23
12/18	at Saints																										L	18-21	
12/24	at Ravens																										L	9-17	
01/01	Cardinals																										W	20-19	
01/08	Buccaneers																										W	30-17	
2022 TOTALS		1-1	7	4	3	0.0	0.0	0	0	0	0	1	5	5	0	2	0	0	0	0	0	0	0	0	0	0	0	7-11	

+- Overtime



MICHAEL JORDAN
6'6" // 315
OHIO STATE
CANTON, MICH.

73
G

EXPERIENCE (YEARS)
NFL: 4, PANTHERS: 2

BIRTHDATE: 1.25.98

ACQUIRED: WV-21 CIN

PRO CAREER

- **2022:** Saw action in all 17 games...Recovered a fumble in Carolina's endzone resulting in a touchdown in Week 18 against the Saints.
- **2021:** Appeared in 11 games, making 10 starts at left guard.
- **2020:** Played in 14 games with 10 starts at left tackle for Cincinnati.
- **2019:** Saw action in 13 games with nine starts for the Bengals.

TRANSACTIONS

- Selected by Cincinnati in fourth round of 2019 NFL Draft (136th overall)...Waived by Cincinnati (8/31/21)...Claimed off waivers by Carolina (9/1/21)...Released by Carolina (10/4/21)...Signed to Carolina's practice squad (10/5/21)...Signed to Carolina's active roster (10/16/21)...Declared free agent (3/15/23)...Signed by Carolina (5/11/23).

COLLEGE & PERSONAL

- Spent three seasons (2016-18) at Ohio State, before forgoing his senior season and declaring for the NFL Draft...Earned first team All-America honors in 2018...Played in all 41 possible games as a Buckeye, and helped team to two Big Ten championships (2017 and '18), a berth in the College Football Playoff ('16) and a Rose Bowl victory ('18)...Attended Plymouth HS in Canton, Mich.


MICHAEL JORDAN'S NFL REGULAR SEASON STATISTICS

DATE	TEAM	GP	GS
2019	Bengals	13	9
2020	Bengals	14	10
2021	Panthers	12	11
2022	Panthers	17	0
NFL TOTALS		56	30

2022 GAME-BY-GAME REGULAR-SEASON STATISTICS (PANTHERS)

DATE	OPPONENT	P/S	W/L	SCORE
09/11	Browns	P	L	24-26
09/18	at Giants	P	L	16-19
09/25	Saints	P	W	22-14
10/02	Cardinals	P	L	16-26
10/09	49ers	P	L	15-37
10/16	at Rams	P	L	10-24
10/23	Buccaneers	P	W	21-3
10/30	at Falcons	P	L	34-37+
11/06	at Bengals	P	L	21-42
11/10	Falcons	P	W	25-15
11/20	at Ravens	P	L	3-13
11/27	Broncos	P	W	23-10
12/11	at Seahawks	P	W	30-24
12/18	Steelers	P	L	16-24
12/24	Lions	P	W	37-23
01/01	at Buccaneers	P	L	24-30
01/08	at Saints	P	W	10-7
2022 TOTALS		17-0	7-10	

+ - Overtime



FRANKIE

LUVU

6'3" // 235

WASHINGTON STATE
TAFUNA, AMERICAN SAMOA

49

LB

EXPERIENCE (YEARS)		BIRTHDATE	ACQUIRED
NFL	PANTHERS	9.19.96	FA-21
6	3		

PRO CAREER

- **2022:** Appeared in 15 games while starting 14 contests...Set a career-high for tackles in a season with 111 total tackles (second on the team)...Compiled a career-high seven sacks...After going his first four seasons in the NFL without posting 10+ tackles in a game, did it five times in 2022, recording 10 tackles against the Giants in Week Two, 11 tackles in Week Four against the Cardinals, 12 tackles against the Falcons in Week 10, 10 tackles in Week 11 against the Ravens and a career-high 13 tackles against the Buccaneers in Week 17...In Week Four against the Cardinals, recorded his first career interception which he returned for a 33-yard touchdown...Since Week 10, he was the only player in the NFL with at least 6.0 sacks and 50+ tackles. According to TruMedia, he is now one of only five players in the last 20 seasons to register at least 100 tackles, 15 tackles for loss, and 7.0 sacks in a single season.
- **2021:** Saw action in 16 games while starting in 4 contests...Posted 43 total tackles, including 8 tackles for loss, and 1.5 sacks...Posted nine total tackles in Week 17 against New Orleans, including three tackles for loss...Blocked a punt that resulted in a touchdown against the Minnesota Vikings in Week 6.
- **2020:** Played in 13 games with three starts in 2020 for the New York Jets...Recorded 21 tackles, including three for loss, with 2.0 sacks and one forced fumble...Added five special teams tackles.
- **2019:** Played in 13 games in 2019 with seven special teams tackles...Had five tackles on defense with one tackle for loss.
- **2018:** Saw action in 14 games in rookie season in 2018 with the Jets...Posted a career-best 22 tackles with five tackles for loss...His 3.0 sacks led all undrafted rookies in 2018.

TRANSACTIONS

- Signed as an undrafted free agent with the New York Jets (5/4/18)...Waived by the Jets (9/1/18)...Signed to Jets practice squad (9/2/18)...Promoted to Jets active roster (9/8/18)...Waived by the Jets (10/14/19)...Signed to Jets practice squad (10/15/19)...Signed to Jets active roster (11/1/19)...Signed as a free agent with the Jets (4/23/20)...Placed on injured reserve (10/20/20)...Activated from injured reserve (11/21/20)...Signed as a free agent with Carolina (3/23/21)...Placed on Carolina's reserve/COVID-19 list (7/27/21)...Activated from Reserve/COVID-19 list (7/29/21)...Re-signed with Carolina (2/18/22).

COLLEGE & PERSONAL

- Played four seasons (2014-17) at Washington State, playing in 15 games in final two seasons...Posted 48 tackles with 12 tackles for loss and 6.5 sacks with two interceptions in senior season...Ranked eighth in the Pac-12 in tackles for loss...Had 46 tackles and 1.5 sacks in junior year...Born in Tafuna, American Samoa...Went to Tafuna HS.

FRANKIE LUVU'S NFL REGULAR SEASON DEFENSIVE STATISTICS

DATE	TEAM	GP	GS	TACKLES							INTERCEPTIONS				O. FUMB			ST			MISC						
				TK	S	A	TFL	YDS	SK	YDS	QBH	NO	YDS	LG	TD	PD	FF	FR	TD	YDS	TK	S	A	FF	FR	S	A
2018	Jets	14	1	22	17	5	5	18	3.0	7.0	11	0	0	0	0	1	0	0	0	0	0	0	0	0	0	0	0
2019	Jets	13	0	5	4	1	1	9	1.0	9.0	2	0	0	0	0	0	0	0	0	7	6	1	0	0	0	0	0
2020	Jets	13	3	21	16	5	3	39	2.0	15.0	3	0	0	0	0	1	1	0	0	4	1	3	0	0	0	0	0
2021	Panthers	16	4	34	18	16	8	19	1.5	10.0	5	0	0	0	0	1	0	3	0	35	9	8	1	1	0	0	0
2022	Panthers	15	14	111	76	35	19	78	7.0	46.0	9	1	33	33t	1	4	1	0	0	0	0	0	0	0	0	0	0
NFL TOTALS		71	22	193	131	62	36	163	14.5	87.0	30	1	33	33t	1	7	2	3	0	35	20	15	5	1	0	0	0

SINGLE-GAME HIGHS: DEFENSIVE

Total Tackles 13 at Tampa Bay Buccaneers, Jan 01, 2023
Solo Tackles 10 at Tampa Bay Buccaneers, Jan 01, 2023
 ...1 more at 10.
Sacks 2.0 vs. Atlanta Falcons, Nov 10, 2022
Passes Defensed 1 at New Orleans Saints, Jan 08, 2023
 ...6 more at 1.
Forced Fumbles 1 vs. Cleveland Browns, Dec 27, 2020
Fumble Recoveries 1 at Miami Dolphins, Nov 28, 2021
 ...2 more at 1.

Tackles For Loss 4 at New York Giants, Sep 18, 2022
Interceptions 1 vs. Arizona Cardinals, Oct 02, 2022
Safeties 1 at Los Angeles Chargers, Nov 22, 2020
Special Teams Tackles 2 vs. New England Patriots, Nov 07, 2021
 ...2 more at 2.
Special Teams Forced Fumbles 1 at Houston Texans, Sep 23, 2021
Longest Opp Fumble Return 28 at Miami Dolphins, Nov 28, 2021

2022 GAME-BY-GAME REGULAR-SEASON STATISTICS (PANTHERS)

DATE	OPPONENT	P/S	TACKLES							INTERCEPTIONS				O. FUMB			ST			MISC		W/L	SCORE				
			TK	S	A	SK	YDS	TFL	YDS	QBH	NO	YDS	LG	TD	PD	FF	FR	TD	YDS	TK	S			A	FF	FR	S
09/11	Browns	S	6	5	1	0.0	0.0	0	0	1	0	0	0	0	0	0	0	0	0	0	0	0	0	0	0	L	24-26
09/18	at Giants	S	10	10	0	0.0	0.0	4	13	0	0	0	0	0	1	0	0	0	0	0	0	0	0	0	0	L	16-19
09/25	Saints	S	5	4	1	0.0	0.0	0	0	0	0	0	0	0	0	1	0	0	0	0	0	0	0	0	0	W	22-14
10/02	Cardinals	S	11	6	5	0.0	0.0	1	3	0	1	33	33	1	1	0	0	0	0	0	0	0	0	0	0	L	16-26
10/09	49ers		ON INACTIVE LIST																				L	15-37			
10/16	at Rams		ON INACTIVE LIST																				L	10-24			
10/23	Buccaneers	S	4	1	3	0.0	0.0	0	0	0	0	0	0	0	0	0	0	0	0	0	0	0	0	0	0	W	21-3
10/30	at Falcons	P	5	4	1	1.0	13.0	2	14	1	0	0	0	0	0	0	0	0	0	0	0	0	0	0	0	L	34-37+
11/06	at Bengals	S	3	1	2	0.0	0.0	0	0	0	0	0	0	0	0	0	0	0	0	0	0	0	0	0	0	L	21-42
11/10	Falcons	S	12	8	4	2.0	11.0	2	11	1	0	0	0	0	0	0	0	0	0	0	0	0	0	0	0	W	25-15
11/20	at Ravens	S	10	6	4	1.0	1.0	1	1	1	0	0	0	0	0	0	0	0	0	0	0	0	0	0	0	L	3-13
11/27	Broncos	S	8	7	1	0.0	0.0	0	0	1	0	0	0	0	0	0	0	0	0	0	0	0	0	0	0	W	23-10
12/11	at Seahawks	S	4	4	0	1.0	4.0	2	6	2	0	0	0	0	1	0	0	0	0	0	0	0	0	0	0	W	30-24
12/18	Steelers	S	9	3	6	1.0	10.0	1	10	1	0	0	0	0	0	0	0	0	0	0	0	0	0	0	0	L	16-24
12/24	Lions	S	5	4	1	0.0	0.0	1	4	0	0	0	0	0	0	0	0	0	0	0	0	0	0	0	0	W	37-23
01/01	at Buccaneers	S	13	10	3	1.0	7.0	3	13	1	0	0	0	0	0	0	0	0	0	0	0	0	0	0	0	L	24-30
01/08	at Saints	S	6	3	3	0.0	0.0	2	3	0	0	0	0	0	1	0	0	0	0	0	0	0	0	0	0	W	10-7
2022 TOTALS		15-14	111	76	35	7.0	46.0	19	78	9	1	33	33T	1	4	1	0	0	0	0	0	0	0	0	0	0	7-10
+ - Overtime																											



GREG MABIN
6'2" // 200
IOWA
FORT LAUDERDALE, FLA.

29
CB

EXPERIENCE (YEARS)		BIRTHDATE	ACQUIRED
NFL	PANTHERS	6.25.94	FA-23
6	1		

PRO CAREER

- **2022:** Appeared in six games with the Titans and tallied 13 tackles.
- **2021:** Saw action in five games with two starts for the Titans, finishing the season with 10 tackles and one pass defended.
- **2020:** Played in five games for the Jaguars, making four starts, totaling a career-high 20 tackles, and three passes defended.
- **2019:** He played nine games with the Bengals, mostly on special teams.
- **2018:** He saw action in a career-high 13 games with the Niners while recording nine tackles.
- **2017:** Played for the Bills and Niners, and combined to play in seven total games (one, Buffalo and six, San Francisco).

TRANSACTIONS

- Signed by the Tampa Bay Buccaneers as an undrafted free agent (5/5/17)...Released by Tampa Bay (5/8/17)...Signed by Buffalo (6/1/17)...Released by Buffalo (9/12/17)...Signed to Buffalo's practice squad (9/14/17)...Signed by Buffalo (10/7/17)...Released by Buffalo (10/16/17)...Signed to San Francisco's practice squad (10/18/17)...Signed to San Francisco 11/1/17...Released by San Francisco (10/30/18)...Signed to San Francisco's practice squad (11/1/18)...Waived injured by San Francisco (8/16/19)...Signed by Cincinnati (9/24/19)...Released by Cincinnati (10/7/19)...Signed by Cincinnati (10/30/19)...Released by Cincinnati (9/5/20)...Signed to Tennessee's practice squad (9/21/20)...Released by Tennessee's practice squad (10/20/20)...Signed by Tennessee's practice squad (11/9/20)...Released by Tennessee (11/24/20)...Claimed by Jacksonville (11/25/20)...Signed by Tennessee (5/6/21)...Released by Tennessee (8/10/21)...Signed by Arizona's practice squad (10/6/21)...Signed to Tennessee (10/20/21)...Released by Tennessee (8/30/22)...Signed by Tennessee's practice squad (11/15/22)...Signed to Tennessee's active roster (12/10/22)...Declared Free agent (3/15/23)...Signed by the Carolina Panthers (6/15/23).

COLLEGE & PERSONAL

Played in 36 games with 35 starts over five seasons (2012-16) at Iowa...Totaled 144 tackles, 2.5 tackles for loss, 19 passes defended, three interceptions, two forced fumbles, and two fumble recoveries...Accepted a scholarship to Iowa to play wide receiver before switching to cornerback following his freshman season...A native of Fort Lauderdale, Fla...Attended Calvary Christian Academy.

GREG MABIN'S NFL REGULAR SEASON DEFENSIVE STATISTICS

DATE	TEAM	GP	GS	TACKLES							INTERCEPTIONS				O. FUMB			ST			MISC											
				TK	S	A	TFL	YDS	SK	YDS	QBH	NO	YDS	LG	TD	PD	FF	FR	TD	YDS	TK	S	A	FF	S	A						
2017	Bills	1	0	0	0	0	0	0	0	0	0	0	0	0	0	0	0	0	0	0	0	0	0	0	0	0						
2017	49ers	6	0	1	0	1	0	0	0	0	0	0	0	0	0	0	0	0	0	0	1	1	0	0	0	0						
2017	TOTAL	7	0	1	0	1	0	0	0	0	0	0	0	0	0	0	0	0	0	0	1	1	0	0	0	0						
2018	49ers	13	1	11	9	2	0	0	0	0	0	0	0	0	0	0	1	1	1	0	2	5	3	2	0	0						
2019	49ers	0	0	0	0	0	0	0	0	0	0	0	0	0	0	0	0	0	0	0	0	0	0	0	0	0						
2019	Bengals	9	0	1	1	0	0	0	0	0	0	0	0	0	0	0	0	0	0	0	1	1	0	0	0	0						
2019	TOTAL	9	0	1	1	0	0	0	0	0	0	0	0	0	0	0	0	0	0	0	1	1	0	0	0	0						
2020	49ers	0	0	0	0	0	0	0	0	0	0	0	0	0	0	0	0	0	0	0	0	0	0	0	0	0						
2020	Titans	1	0	0	0	0	0	0	0	0	0	0	0	0	0	0	0	0	0	0	0	0	0	0	0	0						
2020	TOTAL	1	0	0	0	0	0	0	0	0	0	0	0	0	0	0	0	0	0	0	0	0	0	0	0	0						
2021	Titans	0	0	10	9	1	0	0	0	0	0	0	0	0	0	0	0	0	0	0	0	0	0	0	0	0						
2021	Cardinals	0	0	0	0	0	0	0	0	0	0	0	0	0	0	0	0	0	0	0	0	0	0	0	0	0						
2021	TOTAL	0	0	10	9	1	0	0	0	0	0	0	0	0	0	0	0	0	0	0	0	0	0	0	0	0						
2022	Titans	6	0	13	10	3	0	0	0	0	0	0	0	0	0	0	0	0	0	0	0	0	0	0	0	0						
NFL TOTALS		36	1	36	29	7	0	0	0	0	0	0	0	0	0	0	0	0	0	0	4	1	1	0	2	7	5	2	0	0	0	0

SINGLE-GAME HIGHS: DEFENSIVE

Total Tackles 10 at Jacksonville Jaguars, Dec 27, 2020
Solo Tackles 10 at Jacksonville Jaguars, Dec 27, 2020
Passes Defensed 1 at Pittsburgh Steelers, Dec 19, 2021
 ...6 more at 1.
Forced Fumbles 1 at Los Angeles Chargers, Sep 30, 2018

Fumble Recoveries 1 vs. Chicago Bears, Dec 23, 2018
Special Teams Tackles 2 vs. Denver Broncos, Dec 09, 2018
Longest Opp Fumble Return 2 vs. Chicago Bears, Dec 23, 2018

2022 GAME-BY-GAME REGULAR-SEASON STATISTICS (TITANS)

DATE	OPPONENT	P/S	TACKLES							INTERCEPTIONS					O. FUMB			ST			MISC			W/L	SCORE			
			TK	S	A	SK	YDS	TFL	YDS	QBH	NO	YDS	LG	TD	PD	FF	FR	TD	YDS	TK	S	A	FF			FR	S	A
11/17	at Packers	P	0	0	0	0.0	0.0	0	0	0	0	0	0	0	0	0	0	0	0	0	0	0	0	0	0	0	W	27-17
11/27	Bengals	P	0	0	0	0.0	0.0	0	0	0	0	0	0	0	0	0	0	0	0	0	0	0	0	0	0	L	16-20	
12/11	Jaguars	P	2	1	1	0.0	0.0	0	0	0	0	0	0	0	0	0	0	0	0	0	0	0	0	0	0	L	22-36	
12/18	at Chargers	P	9	7	2	0.0	0.0	0	0	0	0	0	0	0	0	0	0	0	0	0	0	0	0	0	0	L	14-17	
12/24	Texans	P	0	0	0	0.0	0.0	0	0	0	0	0	0	0	0	0	0	0	0	0	0	0	0	0	0	L	14-19	
12/29	Cowboys	P	2	2	0	0.0	0.0	0	0	0	0	0	0	0	0	0	0	0	0	0	0	0	0	0	0	L	13-27	
01/07	at Jaguars		DID NOT PLAY (NON-INJURY)																				L	16-20				
2022 TOTALS		6-0	13	10	3	0.0	0.0	0	0	0	0	0	0	0	0	0	0	0	0	0	0	0	0	0	0	1-6		

PRO CAREER

- 2022: Appeared in 14 games this season while making nine starts...Hauled in 490 receiving yards and a touchdown on 28 catches...Since Week Seven, he led the NFL with 19.17 yards per reception...Tied for No. 4 in school history in career TD receptions (23)...One of only six players in LSU history with at least 1,500 receiving yards and 20 TDs to his credit...Caught at least one pass in 27 of the 32 games in which he saw action...Had four games of at least 100-yards in his career and eight games with at least two TD receptions...In 2020, led LSU in receptions (48), receiving yards (731), and TDs (10)...Finished the season No. 3 in the SEC in receptions per game (6.9) and receiving yards per game (14.4)...In 2019, caught 46 passes for 671 yards and 13 TDs...The 13 receiving touchdowns rank No. 3 in school history for a single-season...Went to Parkway HS in Bossier City, La.
- 2021: Appeared in 13 games, making 3 starts...Hauled in 17 receptions for 138 yards...Recorded a season-high 48 yards on 4 catches against the Houston Texans in Week 3.

TRANSACTIONS

- Selected by Carolina in the second round (59th overall) in the 2021 NFL Draft (4/30/21).

COLLEGE & PERSONAL

- Appeared in 32 games during his LSU career, starting 20 times from 2018-20...Helped LSU win 2019 National Championship...Had 106 career receptions for 1,594 yards and 23 TDs...Tied for No. 4 in school history in career TD receptions (23)...One of only six players in LSU history with at least 1,500 receiving yards and 20 TDs to his credit...Caught at least one pass in 27 of the 32 games in which he saw action...Had four games of at least 100-yards in his career and eight games with at least two TD receptions...In 2020, led LSU in receptions (48), receiving yards (731), and TDs (10)...Finished the season No. 3 in the SEC in receptions per game (6.9) and receiving yards per game (14.4)...In 2019, caught 46 passes for 671 yards and 13 TDs...The 13 receiving touchdowns rank No. 3 in school history for a single-season...Went to Parkway HS in Bossier City, La.

TERRACE MARSHALL JR.'S NFL REGULAR SEASON RUSHING/RECEIVING STATISTICS

DATE	TEAM	RECEIVING								RUSHING			
		GP	GS	NO.	YDS.	AVG.	LG	TD	NO.	YDS.	AVG.	LG	TD
2021	Panthers	13	3	17	138	8.1	23	0	0	0	0.0	0	0
2022	Panthers	14	9	28	490	17.5	43	1	0	0	0.0	0	0
NFL TOTALS		27	12	45	628	14.0	43	1	0	0	0.0	0	0

SINGLE-GAME HIGHS: RECEIVING

- Receptions** 4 at Atlanta Falcons, Oct 30, 2022
...2 more at 4.
- Receiving Yards** 87 at Atlanta Falcons, Oct 30, 2022
- Receiving Average** 25.3 at Baltimore Ravens, Nov 20, 2022
- Longest Receptions** 43 vs. Atlanta Falcons, Nov 10, 2022

- Receiving TDs** 1 at Cincinnati Bengals, Nov 06, 2022
- All-Purpose Yards** 87 at Atlanta Falcons, Oct 30, 2022
- Most TDs** 1 at Cincinnati Bengals, Nov 06, 2022

2022 GAME-BY-GAME REGULAR-SEASON STATISTICS (PANTHERS)

DATE	OPPONENT	P/S	RECEIVING					RUSHING					W/L	SCORE
			NO.	YDS.	AVG.	LG	TD	NO.	YDS.	AVG.	LG	TD		
09/11	Browns		DID NOT PLAY (NON-INJURY)										L	24-26
09/18	at Giants	P	0	0	0.0	0	0	0	0	0.0	0	0	L	16-19
09/25	Saints		ON INACTIVE LIST										W	22-14
10/02	Cardinals		ON INACTIVE LIST										L	16-26
10/09	49ers	P	4	30	7.5	12	0	0	0	0.0	0	0	L	15-37
10/16	at Rams	P	0	0	0.0	0	0	0	0	0.0	0	0	L	10-24
10/23	Buccaneers	S	2	31	15.5	20	0	0	0	0.0	0	0	W	21-3
10/30	at Falcons	S	4	87	21.8	39	0	0	0	0.0	0	0	L	34-37+
11/06	at Bengals	P	3	53	17.7	21t	1	0	0	0.0	0	0	L	21-42
11/10	Falcons	S	1	43	43.0	43	0	0	0	0.0	0	0	W	25-15
11/20	at Ravens	S	3	76	25.3	34	0	0	0	0.0	0	0	L	3-13
11/27	Broncos	S	1	8	8.0	8	0	0	0	0.0	0	0	W	23-10
12/11	at Seahawks	S	1	18	18.0	18	0	0	0	0.0	0	0	W	30-24
12/18	Steelers	S	3	51	17.0	40	0	0	0	0.0	0	0	L	16-24
12/24	Lions	S	2	55	27.5	36	0	0	0	0.0	0	0	W	37-23
01/01	at Buccaneers	P	2	15	7.5	14	0	0	0	0.0	0	0	L	24-30
01/08	at Saints	S	2	23	11.5	21	0	0	0	0.0	0	0	W	10-7
2022 TOTALS		14-9	28	490	17.5	43	1	0	0	0.0	0	0	0	7-10

+ - Overtime

CADE MAYS
6'6" // 325
TENNESSEE
KNOXVILLE, TENN

66
G

EXPERIENCE (YEARS)
NFL: 2, PANTHERS: 2

BIRTHDATE: 4.26.99

ACQUIRED: D68-22

PRO CAREER

- 2022: Saw action in 11 games with two starts.

TRANSACTIONS

- Selected by Carolina in the sixth round (199th overall) in the 2022 NFL Draft.

COLLEGE & PERSONAL

- Originally went to Georgia before transferring to Tennessee (2020-21) for his final two seasons...In 2021, he started 10 games at right tackle and earned All-SEC second-team honors after allowing just one sack and five pressures on 253 pass protection snaps (PFF)...He started seven games, including six at right guard, in 2020 after transferring from Georgia...He earned All-SEC Freshman honors at Georgia in 2018...Mays was a five-star recruit out of Knoxville Catholic in Knoxville, Tenn.

CADE MAYS' NFL REGULAR SEASON STATISTICS

DATE	TEAM	GP	GS
2022	Panthers	11	2
NFL TOTALS		11	2

2022 GAME-BY-GAME REGULAR-SEASON STATISTICS (PANTHERS)

DATE	OPPONENT	P/S	W/L	SCORE
09/11	Browns		L	24-26
09/18	at Giants		L	16-19
09/25	Saints		W	22-14
10/02	Cardinals		L	16-26
10/09	49ers		L	15-37
10/16	at Rams		L	10-24
10/23	Buccaneers	P	W	21-3
10/30	at Falcons	P	L	34-37+
11/06	at Bengals	P	L	21-42
11/10	Falcons	P	W	25-15
11/20	at Ravens	P	L	3-13
11/27	Broncos	S	W	23-10
12/11	at Seahawks	S	W	30-24
12/18	Steelers	P	L	16-24
12/24	Lions	P	W	37-23
01/01	at Buccaneers	P	L	24-30
01/08	at Saints	P	W	10-7
2022 TOTALS		11-2	7-10	

+ - Overtime



MAC
MCCAIN
 6'0" // 185
 NORTH CAROLINA A&T
 GREENSBORO, N.C.

35
CB

EXPERIENCE (YEARS)		BIRTHDATE	ACQUIRED
NFL	PANTHERS	2.6.98	FA-23
2	1		

PRO CAREER

- **2022:** Spent the season on the Philadelphia Eagles practice squad.
- **2021:** Appeared in two games for the Philadelphia Eagles...Recorded three total tackles in Week 18 against the Cowboys (two on defense, one on special teams).

TRANSACTIONS

- Signed by the Denver Broncos as an undrafted free agent (5/14/21)...Released by Denver (8/31/21)...Signed to the Broncos' practice squad (9/1/21)...Signed to the Philadelphia Eagles active roster (9/7/21)...Waived by Philadelphia (11/9/21)...Claimed off waivers by Denver (11/10/21)...Waived by the Broncos (11/23/21)...Claimed off waivers by the Eagles (11/24/21)...Waived by Philadelphia (12/8/21)...Signed to the Eagles' practice squad (12/13/21)...Signed by Philadelphia (1/18/22)...Released by the Eagles (8/30/22)...Signed to Philadelphia's practice squad (9/5/22)...Signed by the Detroit Lions (2/23/23)...Released by Detroit (5/9/23)...Signed by the Carolina Panthers (8/4/23).

COLLEGE & PERSONAL

- Played in three seasons at North Carolina A&T (2017-19), starting in all in 29 games he played in...Tallied 113 total tackles with eight interceptions, 22 passes defended, two fumble recoveries and a forced fumble...In 2019, earned second-team All-MEAC honors after appearing in nine games while totaling 26 total tackles with six passes defended, two fumble recoveries and a forced fumble...In 2018, earned his second-consecutive first-team All-MEAC honors after appearing in eight games while tallying 37 total tackles with two interceptions and eight passes defended...In 2017, earned his first first-team All-MEAC honors after appearing in 12 games while compiling 40 total tackles, six interceptions and eight passes defended...A native of Greensboro, N.C...Attended James. B. Dudley HS.

MAC MCCAIN'S NFL REGULAR SEASON DEFENSIVE STATISTICS

DATE	TEAM	GP	GS	TACKLES								INTERCEPTIONS					O. FUMB			ST			MISC																	
				TK	S	A	TFL	YDS	SK	YDS	QBH	NO	YDS	LG	TD	PD	FF	FR	TD	YDS	TK	S	A	FF	FR	S	A													
2021	Eagles	2	0	2	1	1	0	0	0.0	0.0	0	0	0	0	0	0	0	0	0	0	0	0	0	0	0	0	0	0	0	0	0	0	0	0	0	0	0	0		
2021	Broncos	0	0	0	0	0	0	0	0	0.0	0.0	0	0	0	0	0	0	0	0	0	0	0	0	0	0	0	0	0	0	0	0	0	0	0	0	0	0	0	0	
2021	TOTAL	2	0	2	1	1	0	0	0.0	0.0	0	0	0	0	0	0	0	0	0	0	0	0	0	0	0	0	0	0	0	0	0	0	0	0	0	0	0	0	0	
2022	Eagles	0	0	0	0	0	0	0	0.0	0.0	0	0	0	0	0	0	0	0	0	0	0	0	0	0	0	0	0	0	0	0	0	0	0	0	0	0	0	0	0	0
NFL TOTALS		2	0	2	1	1	0	0	0.0	0.0	0	0	0	0	0	0	0	0	0	0	0	0	0	0	0	0	0	0	0	0	0	0	0	0	0	0	0	0	0	0

MAC MCCAIN'S NFL POSTSEASON DEFENSIVE STATISTICS

DATE	TEAM	GP	GS	TACKLES								INTERCEPTIONS					O. FUMB			ST			MISC																			
				TK	S	A	TFL	YDS	SK	YDS	QBH	NO	YDS	LG	TD	PD	FF	FR	TD	YDS	TK	S	A	FF	FR	S	A															
2021	Eagles	0	0	0	0	0	0	0	0.0	0.0	0	0	0	0	0	0	0	0	0	0	0	0	0	0	0	0	0	0	0	0	0	0	0	0	0	0	0	0	0	0	0	
2022	Eagles	0	0	0	0	0	0	0	0.0	0.0	0	0	0	0	0	0	0	0	0	0	0	0	0	0	0	0	0	0	0	0	0	0	0	0	0	0	0	0	0	0	0	
NFL TOTALS		0	0	0	0	0	0	0	0.0	0.0	0	0	0	0	0	0	0	0	0	0	0	0	0	0	0	0	0	0	0	0	0	0	0	0	0	0	0	0	0	0	0	0

SINGLE-GAME HIGHS: DEFENSIVE

Total Tackles 2 at Philadelphia Eagles, Jan 08, 2022
Solo Tackles 1 at Philadelphia Eagles, Jan 08, 2022

Special Teams Tackles 1 at Philadelphia Eagles, Jan 08, 2022

2022 GAME-BY-GAME REGULAR-SEASON STATISTICS (EAGLES)

DATE	OPPONENT	P/S	TACKLES							INTERCEPTIONS							O. FUMB			ST			MISC			SCORE		
			TK	S	A	SK	YDS	TFL	YDS	QBH	NO	YDS	LG	TD	PD	FF	FR	TD	YDS	TK	S	A	FF	FR	S		A	W/L
11/14	Commanders		PRACTICE SQUAD																					L	21-32			
11/20	at Colts		PRACTICE SQUAD																					W	17-16			
11/27	Packers		PRACTICE SQUAD																					W	40-33			
12/04	Titans		PRACTICE SQUAD																					W	35-10			
12/11	at Giants		PRACTICE SQUAD																					W	48-22			
12/18	at Bears		PRACTICE SQUAD																					W	25-20			
12/24	at Cowboys		PRACTICE SQUAD																					L	34-40			
01/01	Saints		PRACTICE SQUAD																					L	10-20			
01/08	Giants		PRACTICE SQUAD																					W	22-16			
2022 TOTALS			0	0	0	0.0	0.0	0	0	0	0	0	0	0	0	0	0	0	0	0	0	0	0	0	0	0	0	6-3

2022 GAME-BY-GAME POSTSEASON STATISTICS (EAGLES)

DATE	OPPONENT	P/S	TACKLES							INTERCEPTIONS							O. FUMB			ST			MISC			SCORE	
			TK	S	A	SK	YDS	TFL	YDS	QBH	NO	YDS	LG	TD	PD	FF	FR	TD	YDS	TK	S	A	FF	FR	S		A
01/21	Giants		PRACTICE SQUAD																					W	38-7		
01/29	49ers		PRACTICE SQUAD																					W	31-7		
2022 TOTALS			0	0	0	0.0	0.0	0	0	0	0	0	0	0	0	0	0	0	0	0	0	0	0	0	0	0	2-0

JUSTIN MCCRAY
6'3" // 315
CENTRAL FLORIDA
MIAMI, FLA.

64
G

EXPERIENCE (YEARS)		BIRTHDATE	ACQUIRED
NFL	PANTHERS	5.31.92	FA-23
7	1		

PRO CAREER

- **2022:** Played in 12 games with two starts...Primarily used as a reserve interior offensive lineman during the season.
- **2021:** Tied his career highs in games played (14) and starts (eight) with six starts at right guard and two starts at center with the Houston Texans.
- **2020:** Appeared in 10 games with two starts at left guard in his first season with the Atlanta Falcons...Helped the Falcons offense average the fifth-most passing yards per game (272.7) in the league.
- **2019:** Played in 15 games and notched four total starts at both right and left tackle for the Cleveland Browns...Blocked for a rushing attack that averaged the fourth-best yards per carry (4.84) in the NFL.
- **2018:** Saw action in 12 games and made five starts at right guard for the Green Bay Packers...Assisted in blocking for a running game that recorded the second-best yards per carry average (5.02) in the league.
- **2017:** Played a variety of positions across the offensive line, including right tackle, right guard and left guard in his 13 appearances and eight starts with the Green Bay Packers...Joined the Packers after playing with the Orlando Predators in the Arena Football League in 2016.

TRANSACTIONS

- Signed by the Tennessee Titans as a college free agent (5/12/24)...Waived by the Titans (9/30/14)...Signed to the Titans practice squad (9/31/14)...Signed by the Titans (12/29/14)...Waived by the Titans (9/30/15)...Signed by the Green Bay Packers as an unrestricted free agent (3/29/17)...Re-signed by the Packers (4/17/18)...Re-signed by the Packers (4/21/19)...Traded to the Cleveland Browns (9/31/19)...Signed by the Atlanta Falcons as an unrestricted free agent (3/22/20)...Signed by the Houston Texans as an unrestricted free agent (3/22/21)...Placed on the Reserve/COVID-19 list (12/17/21)...Activated from the Reserve/COVID-19 list (12/25/21)...Signed by Carolina (3/17/23).

COLLEGE & PERSONAL

- Played four seasons (2010-13) at the University of Central Florida...Saw action in 31 games, making 16 starts during his collegiate career...Named All-American Athletic Conference First Team as a senior in 2013 and was voted a team captain by his teammates...Earned Conference USA All-Freshman Team honors in 2010...A native of Miami, Fla...Attended Southridge HS in Miami.

JUSTIN MCCRAY'S NFL REGULAR SEASON STATISTICS

DATE	TEAM	GP	GS
2017	Packers	13	8
2018	Packers	12	5
2019	Packers	0	0
2019	Browns	15	4
2019	TOTAL	15	4
2020	Falcons	10	2
2021	Texans	15	8
2022	Texans	12	2
NFL TOTALS		77	29

2022 GAME-BY-GAME REGULAR-SEASON STATISTICS (TEXANS)

DATE	OPPONENT	P/S	W/L/T	SCORE
09/11	Colts	S	T	20-20
09/18	at Broncos	P	L	9-16
09/25	at Bears	P	L	20-23
10/02	Chargers	P	L	24-34
10/09	at Jaguars	P	W	13-6
10/23	at Raiders	P	L	20-38
10/30	Titans	S	L	10-17
11/03	Eagles		L	17-29
			INACTIVE	
11/13	at Giants	P	L	16-24
11/20	Commanders	P	L	10-23
11/27	at Dolphins	P	L	15-30
12/04	Browns	P	L	14-27
12/11	at Cowboys		L	23-27
			ON INACTIVE LIST	
12/18	Chiefs		L	24-30+
			DID NOT PLAY (NON-INJURY)	
12/24	at Titans	P	W	19-14
01/01	Jaguars		L	3-31
			DID NOT PLAY (NON-INJURY)	
01/08	at Colts		W	32-31
2022 TOTALS		12-2	3-13-1	

+ - Overtime

PRO CAREER

- **2022:** Appeared in four games for Cleveland...Recovered his first career fumble recovery against the Panthers on 9/11/22.
- **2021:** Played in a career-high nine games for Cleveland...registering a career-high four special teams tackles in a season.
- **2020:** Played in four games for Tampa Bay...Totaled three tackles, an interception, and one pass defended...Against the Lions on 12/26/20, Miller recorded his first career interceptions and a career-high three tackles in this game.

TRANSACTIONS

- Signed to Kansas City Chiefs as undrafted free agent (5/7/19)...Waived by Chiefs (8/31/19)...Signed to Tampa Bay practice squad (12/18/19)...Waived from Tampa Bay practice squad (8/31/21)...Signed to Browns practice squad (9/28/21)...Signed by Cleveland (1/13/22)...Released by Cleveland (8/30/22)...Signed to Cleveland's practice squad (8/31/22)...Signed a reserved/futures contract with Carolina (1/10/23).

COLLEGE & PERSONAL

- Played four seasons (2015-2018) at Florida Atlantic...Appeared in 50 games...Compiled 103 tackles, 4.5 tackles for loss, 18 passes defended and two interceptions.

HERB MILLER'S NFL REGULAR SEASON DEFENSIVE STATISTICS

DATE	TEAM	GP	GS	TACKLES							INTERCEPTIONS				O. FUMB			ST			MISC					
				S	A	TFL	YDS	SK	YDS	QBH	NO	YDS	LG	TD	PD	FF	FR	TD	YDS	TK	S	A	FF	FR	S	A
2019	Buccaneers	0	0	0	0	0	0	0	0.0	0.0	0	0	0	0	0	0	0	0	0	0	0	0	0	0	0	0
2020	Buccaneers	4	0	3	3	0	0	0	0.0	0.0	0	1	2	2	0	1	0	0	0	0	0	2	2	0	0	0
2021	Buccaneers	0	0	0	0	0	0	0	0.0	0.0	0	0	0	0	0	0	0	0	0	0	0	0	0	0	0	0
2021	Browns	8	0	0	0	0	0	0	0.0	0.0	0	0	0	0	0	0	0	0	0	0	0	5	4	1	0	0
2021	TOTAL	8	0	0	0	0	0	0	0.0	0.0	0	0	0	0	0	0	0	0	0	0	0	5	4	1	0	0
2022	Browns	4	0	0	0	0	0	0	0.0	0.0	0	0	0	0	0	0	0	0	0	0	0	1	1	0	0	1
NFL TOTALS		16	0	3	3	0	0	0	0.0	0.0	0	1	2	2	0	1	0	0	0	0	0	8	7	1	0	1

SINGLE-GAME HIGHS: DEFENSIVE

Total Tackles 3 at Detroit Lions, Dec 26, 2020
Solo Tackles 3 at Detroit Lions, Dec 26, 2020
Passes Defensed 1 at Detroit Lions, Dec 26, 2020

Interceptions 1 at Detroit Lions, Dec 26, 2020
Interception Return Yards 2 at Detroit Lions, Dec 26, 2020
Special Teams Tackles 2 at Green Bay Packers, Dec 25, 2021

2022 GAME-BY-GAME REGULAR-SEASON STATISTICS (BROWNS)

DATE	OPPONENT	P/S	TACKLES							INTERCEPTIONS					O. FUMB			ST			MISC			SCORE					
			TK	S	A	SK	YDS	TFL	YDS	QBH	NO	YDS	LG	TD	PD	FF	FR	TD	YDS	TK	S	A	FF		FR	S	A	W/L/T	
09/11	at Panthers	P	0	0	0	0.0	0.0	0	0	0	0	0	0	0	0	0	0	0	0	0	0	0	0	1	0	0	W	26-24	
10/02	at Falcons		PRACTICE SQUAD																									L	20-23
10/09	Chargers		PRACTICE SQUAD																									L	28-30
10/16	Patriots	P	0	0	0	0.0	0.0	0	0	0	0	0	0	0	0	0	0	0	0	0	0	0	0	0	0	0	L	15-38	
10/23	at Ravens	P	0	0	0	0.0	0.0	0	0	0	0	0	0	0	0	0	0	0	0	0	0	0	0	0	0	0	L	20-23	
10/31	Bengals	P	0	0	0	0.0	0.0	0	0	0	0	0	0	0	0	0	0	0	0	0	0	0	0	0	0	0	W	32-13	
11/13	at Dolphins		PRACTICE SQUAD																									L	17-39
11/20	at Bills		PRACTICE SQUAD																									L	23-31
11/27	Buccaneers		PRACTICE SQUAD																									W	23-17+
12/04	at Texans		PRACTICE SQUAD																									W	27-14
12/11	at Bengals		PRACTICE SQUAD																									L	10-23
12/17	Ravens		PRACTICE SQUAD																									W	13-3
12/24	Saints		PRACTICE SQUAD																									L	10-17
01/01	at Commanders		PRACTICE SQUAD																									W	24-10
01/08	at Steelers		PRACTICE SQUAD																									L	14-28
2022 TOTALS		4-0	0	0	0	0.0	0.0	0	0	0	0	0	0	0	0	0	0	0	0	0	0	0	0	0	0	0	6-9		
+ - Overtime																													

TAYLOR MOTON
6'5" // 325
WESTERN MICHIGAN
OKEMOS, MICH.

72
T

EXPERIENCE (YEARS)
NFL: 7, Panthers: 7

BIRTHDATE: 8.14.94
ACQUIRED: 02B-17

PRO CAREER

- 2022: Started at right tackle for all 17 games...The Panthers had just two different starting five combinations up front in 2022 (not including jumbo packages)...Since Week Seven, the offensive line played a part in one of the league's most dominant rushing attacks...In that time span, Carolina ranked fifth league-wide in rushing attempts (359), fourth in rushing yards (1,668), and tenth in yards per rush (4.65)...Since Week Seven, the Panthers tied for third fewest sacks allowed (17), tenth in sack percentage per passing attempt (5.8%) and eighth in average time to throw for a quarterback (2.94)...In Week 16 against the Lions, the offensive line played an integral role in the offense rushing for a new franchise best 320 yards (previous high was 299 vs Tampa Bay, 12/8/08) and recording the most total net yards as an offense with 570 (previous high was 548 vs Miami, 11/13/17)...The unit kept the pocket clean for Darnold, not allowing a single sack or quarterback hit.
- 2021: Only Panther offensive lineman to start all 17 contests, starting 16 games at right tackle and one at left tackle.
- 2020: Started all 16 games and played 100 percent of the offensive snaps, becoming 13th different Panthers player to play 100 percent of the offensive snaps since 2000...According to PFF, posted third-best pass-blocking efficiency rating among qualified NFL tackles and ranked sixth in fewest pressures allowed (20) among qualified tackles.
- 2019: Started all 16 games for Carolina at right tackle...Helped Christian McCaffrey rank third in the NFL with 1,387 rushing yards.
- 2018: Started all 16 games for Carolina, with one at left tackle and 15 at right tackle...Helped the Panthers rank fourth in the NFL with 133.5 rushing yards per game.
- 2017: Played in all 16 regular season games and one playoff game in his rookie campaign.

TRANSACTIONS

- Selected in the second round (64th overall) of the 2017 NFL Draft by Carolina...Received franchise tag for 2021 season (3/9/21)...Agreed to terms on long-term contract extension (7/15/21).

COLLEGE & PERSONAL

- Four-year starter and two-time All-Mid-American Conference honoree at Western Michigan...Set a school record for the most starts in a career with 52...Started 39 games at right tackle and 13 at right guard...Cleared paths for a 1,000-yard rusher as a sophomore, junior and senior - the first time in school history the Broncos had a 1,000-yard rusher in three consecutive seasons...2016 (Sr.): First-team All-Mid-American Conference selection...Started 14 games at right tackle...Helped Western Michigan to a school record 13 wins, first Mid-American Conference championship since 1988 and first-ever appearance in the Cotton Bowl...Opened holes for rushing attack that ranked second in the conference with an average of 228.9 yards per game...Provided protection for unit that allowed just 15 sacks...2015 (Jr.): Third-team All-Mid-American Conference choice...Started 13 games at right guard...Key member of offense that finished second in the conference in rushing with an average of 204.6 yards per game...2014 (So.): Started 13 games at right tackle...Made first career catch, snatching a deflected pass out of the air against Bowling Green...2013 (Fr.): Started 12 games at right tackle...2012: Redshirted as a true freshman. Attended Okemos (Mich.) HS...Graduated from Western Michigan with a degree in business...Last name is pronounced MOAT-ton.

TAYLOR MOTON'S NFL REGULAR SEASON STATISTICS

DATE	TEAM	GP	GS
2017	Panthers	16	0
2018	Panthers	16	16
2019	Panthers	16	16
2020	Panthers	16	16
2021	Panthers	17	17
2022	Panthers	17	17
NFL TOTALS		98	82

TAYLOR MOTON'S NFL POSTSEASON STATISTICS

DATE	TEAM	GP	GS
2017	Panthers	1	0
NFL TOTALS		1	0

2022 GAME-BY-GAME REGULAR-SEASON STATISTICS (PANTHERS)

DATE	OPPONENT	P/S	W/L	SCORE
09/11	Browns	S	L	24-26
09/18	at Giants	S	L	16-19
09/25	Saints	S	W	22-14
10/02	Cardinals	S	L	16-26
10/09	49ers	S	L	15-37
10/16	at Rams	S	L	10-24
10/23	Buccaneers	S	W	21-3
10/30	at Falcons	S	L	34-37+
11/06	at Bengals	S	L	21-42
11/10	Falcons	S	W	25-15
11/20	at Ravens	S	L	3-13
11/27	Broncos	S	W	23-10
12/11	at Seahawks	S	W	30-24
12/18	Steelers	S	L	16-24
12/24	Lions	S	W	37-23
01/01	at Buccaneers	S	L	24-30
01/08	at Saints	S	W	10-7
2022 TOTALS	17-17		7-10	

+ - Overtime

PRO CAREER

- **2022:** Finished the season ranked fourth league-wide with 33 field goals made (33-35 field goals, 31-32 extra points)...In Week Four against the Cardinals, connected on a career-long 54-yard field goal...In Week 10 against the Falcons, finished the game a perfect four for four on his field goal attempts, including three from 40+ yards...His four field goals made tied a career-high he set as a member of the Chicago Bears in Week 17 of the 2019 season...Tied for fifth league-wide with 15 field goals made from 40+ yards...Tied for sixth league-wide amongst kickers with 129 points scored.
- **2018-21:** Began his career as an Oakland Raider and has also spent time with the Chicago Bears, Indianapolis Colts, Washington Commanders, and New York Jets.
- **2021:** Played the final five games for the New York Jets connecting on all of his eight field goal attempts...Connected on nine of 10 extra points (90.0%).
- **2019:** Played all 16 games for the Chicago Bears, connecting on 23 of 28 field goals (82.1%) and 27 of 29 extra points (93.1%)...Made a career-long 53-yard field goal in Week 2 against the Denver Broncos and earned NFC Special Teams Player of the Week.

TRANSACTIONS

- Signed by the Oakland Raiders as an undrafted free agent (5/4/18)...Traded to the Chicago Bears for a conditional 2021 7th-round pick...Released by the Bears (3/17/21)...Signed by the Indianapolis Colts (5/17/21)...Released by the Indianapolis Colts (8/24/21)...Signed to the practice squad by the Washington Commanders (9/3/21)...Released by Washington (9/11/21)...Signed by the New York Jets (12/6/21)...Released by the Jets (8/23/22)...Signed by the Carolina Panthers (8/31/22).

COLLEGE & PERSONAL

- Played soccer at ASA Community College in Miami prior to enrolling at Florida on a football scholarship...Kicked for two seasons as a Florida Gator, finishing his career ranked first in school history in field goal conversion rate (88.4%, 38 out of 43)...His 38 made field goals place him sixth all-time in Florida history...Finished his senior campaign with the best field goal percentage in the nation, 94.4% (17 for 18)...Garnered Third Team All-American and Second Team All-SEC honors by the AP...As a junior, connected on 21 of 25 (84.0%) of field goals...Garnered Second Team All-SEC honors by Pro Football Focus...A native of Miami, Fla., attended Miami Sunset HS.

EDDY PINEIRO'S NFL REGULAR SEASON KICKING STATISTICS

DATE	TEAM	GP	FGM	FGA	PCT.	LG	XP	XPA	PCT.	BLK	PTS
2018	Raiders	0	0	0	0.0	0	0	0	0.0	0	0
2019	Bears	16	23	28	82.1	53	27	29	93.1	0	96
2020	Bears	0	0	0	0.0	0	0	0	0.0	0	0
2021	Football Team	0	0	0	0.0	0	0	0	0.0	0	0
2022	Panthers	17	33	35	94.3	54	30	32	93.8	0	129
NFL TOTALS		33	56	63	88.9	54	57	61	93.4	0	225

EDDY PINEIRO'S NFL REGULAR SEASON FIELD-GOAL ACCURACY STATISTICS

DATE	TEAM	1-19	PCT.	20-29	PCT.	30-39	PCT.	40-49	PCT.	50+	PCT.
2018	Raiders	0-0	0.0	0-0	0.0	0-0	0.0	0-0	0.0	0-0	0.0
2019	Bears	1-1	100.0	8-8	100.0	9-10	90.0	3-7	42.9	2-2	100.0
2020	Bears	0-0	0.0	0-0	0.0	0-0	0.0	0-0	0.0	0-0	0.0
2021	Football Team	0-0	0.0	0-0	0.0	0-0	0.0	0-0	0.0	0-0	0.0
2022	Panthers	0-0	0.0	2-2	100.0	16-17	94.1	13-14	92.9	2-2	100.0
NFL TOTALS		1-1	100.0	10-10	100.0	25-27	92.6	16-21	76.2	4-4	100.0

SINGLE-GAME HIGHS: KICKER

Field Goals Made 4 vs. Atlanta Falcons, Nov 10, 2022
...1 more at 4.

Field Goal Attempts 5 vs. Los Angeles Chargers, Oct 27, 2019

Longest Field Goals Made 54 vs. Arizona Cardinals, Oct 02, 2022

Longest Field Goals Attempt 54 vs. Arizona Cardinals, Oct 02, 2022

PATs Made 4 vs. Detroit Lions, Dec 24, 2022
...2 more at 4.

PAT Attempts 4 vs. Detroit Lions, Dec 24, 2022
...2 more at 4.

Points 13 vs. Detroit Lions, Dec 24, 2022
...2 more at 13.

Special Teams Tackles 1 at Seattle Seahawks, Dec 11, 2022

Kickoff Average 65.2 vs. New Orleans Saints, Sep 25, 2022

Field Goal Percentage 100.0 vs. Atlanta Falcons, Nov 10, 2022
...1 more at 100.0.

Touchbacks 5 at New York Giants, Sep 18, 2022
...1 more at 5.

2022 GAME-BY-GAME REGULAR-SEASON STATISTICS (PANTHERS)

DATE	OPPONENT	P	FIELD GOALS				EXTRA POINTS						PTS	W/L	SCORE
			FGM	FGA	PCT	LG	XP	XPA	PCT	BLK					
09/11	Browns	P	1	1	100.0	34	3	3	100.0	0	6	L	24-26		
09/18	at Giants	P	3	3	100.0	38	1	1	100.0	0	10	L	16-19		
09/25	Saints	P	3	3	100.0	48	1	1	100.0	0	10	W	22-14		
10/02	Cardinals	P	1	1	100.0	54	1	1	100.0	0	4	L	16-26		
10/09	49ers	P	3	4	75.0	43	0	0	0.0	0	9	L	15-37		
10/16	at Rams	P	1	1	100.0	42	1	1	100.0	0	4	L	10-24		
10/23	Buccaneers	P	0	0	0.0	0	3	3	100.0	0	3	W	21-3		
10/30	at Falcons	P	2	3	66.7	42	2	3	66.7	0	8	L	34-37+		
11/06	at Bengals	P	0	0	0.0	0	3	3	100.0	0	3	L	21-42		
11/10	Falcons	P	4	4	100.0	49	1	2	50.0	0	13	W	25-15		
11/20	at Ravens	P	1	1	100.0	32	0	0	0.0	0	3	L	3-13		
11/27	Broncos	P	3	3	100.0	42	2	2	100.0	0	11	W	23-10		
12/11	at Seahawks	P	3	3	100.0	47	3	3	100.0	0	12	W	30-24		
12/18	Steelers	P	3	3	100.0	52	1	1	100.0	0	10	L	16-24		
12/24	Lions	P	3	3	100.0	40	4	4	100.0	0	13	W	37-23		
01/01	at Buccaneers	P	1	1	100.0	49	3	3	100.0	0	6	L	24-30		
01/08	at Saints	P	1	1	100.0	42	1	1	100.0	0	4	W	10-7		
2022 TOTALS			17	33	35	94.3	54	30	32	93.8	0	129	7-10		

+ - Overtime

LABRYAN RAY
6'4" // 290
ALABAMA
MADISON, ALA.

67
DT

EXPERIENCE (YEARS)
NFL: 1, PANTHERS: 1

BIRTHDATE: 12.5.97

ACQUIRED: FA-23

PRO CAREER

- 2022: Spent part of the season on the New England Patriots practice squad.

TRANSACTIONS

- Signed by the New England Patriots as an undrafted free agent (5/9/22)...Released by New England (8/30/22)...Signed to the Patriots practice squad (8/31/22)...Released from New England's practice squad (10/26/22)...Signed by the Patriots (1/10/23)...Released by New England (2/17/23).

COLLEGE & PERSONAL

- Spent five seasons at Alabama (2017-21), appearing in 45 games...At Alabama, totaled 76 total tackles with 13.5 tackles for loss, 6.0 sacks, two passes defended and one forced fumble...In 2021, appeared in 13 games tallying 11 total tackles with three tackles for loss and a sack...As a senior, appeared in eight games while recording 12 tackles with a half sack and half a tackle for loss...As a junior, appeared in three games while compiling nine total tackles with 1.5 tackles for loss, a sack and one forced fumble...As a sophomore, appeared in all 15 games while totaling 39 total tackles with six tackles for loss, 2.5 sacks and two passes defended...As a freshman, appeared in six games while compiling five total tackles with 2.5 tackles for loss and a sack...A native of Madison, Ala...Attended James Clemens HS.

LABRYAN RAY'S NFL REGULAR SEASON DEFENSIVE STATISTICS

DATE	TEAM	GP	TACKLES							INTERCEPTIONS				O. FUMB				ST			MISC						
			GS	TK	S	A	TFL	YDS	SK	YDS	QBH	NO	YDS	LG	TD	PD	FF	FR	TD	YDS	TK	S	A	FF	FR	S	A
2022	Patriots	0	0	0	0	0	0	0	0	0.0	0.0	0	0	0	0	0	0	0	0	0	0	0	0	0	0	0	0
NFL TOTALS		0	0	0	0	0	0	0	0.0	0.0	0	0	0	0	0	0	0	0	0	0	0	0	0	0	0	0	

2022 GAME-BY-GAME REGULAR-SEASON STATISTICS (PATRIOTS)

DATE	OPPONENT	P/S	TACKLES							INTERCEPTIONS				O. FUMB				ST			MISC						
			TK	S	A	SK	YDS	TFL	YDS	QBH	NO	YDS	LG	TD	PD	FF	FR	TD	YDS	TK	S	A	FF	FR	S	A	W/L
09/11	at Dolphins																									L	7-20
09/18	at Steelers																									W	17-14
09/25	Ravens																									L	26-37
10/02	at Packers																									L	24-27+
10/09	Lions																									W	29-0
10/16	at Browns																									W	38-15
10/24	Bears																									L	14-33
10/30	at Jets																									W	22-17
11/06	Colts																									W	26-3
11/20	Jets																									W	10-3
11/24	at Vikings																									L	26-33
12/01	Bills																									L	10-24
12/12	at Cardinals																									W	27-13
12/18	at Raiders																									L	24-30
12/24	Bengals																									L	18-22
01/01	Dolphins																									W	23-21
01/08	at Bills																									L	23-35
2022 TOTALS			0	0	0	0	0	0	0	0	0	0	0	0	0	0	0	0	0	0	0	0	0	0	0	8-9	

+ - Overtime

GIOVANNI RICCI
6'3" // 240
WESTERN MICHIGAN
LOVELAND, OHIO

45
TE

EXPERIENCE (YEARS)
NFL: 3, PANTHERS: 3

BIRTHDATE: 10.16.96

ACQUIRED: FA-20

PRO CAREER

- **2022:** Appeared in 15 games with three starts...Totaled nine special teams tackles...Had eight catches for 100 yards.
- **2021:** Saw action in 16 games during the 2021 season, mainly on special teams and as fullback.
- **2020:** Spent entire 2020 season on Carolina practice squad.

TRANSACTIONS

- Signed as an undrafted free agent with Carolina (4/30/20)...Waived by Carolina (9/5/20)...Signed to Carolina's practice squad (9/6/20)...Signed a reserve future contract with Carolina (1/4/21)...Re-signed with Carolina (1/10/22).

COLLEGE & PERSONAL

- Spent four seasons at Western Michigan, totaling 98 career receptions for 1,114 yards and 11 touchdowns...One of eight semifinalists for the John Mackey Award in 2019, presented annually to the top tight end in the country...Four-time Academic All-MAC selection...Earned first team All-MAC honors as a senior in 2019...Received the program's Iron Bronco Award for having played the most snaps during the regular season...Caught 51 passes for 642 yards and eight TDs...Tied for the team lead in receptions and finished second on the squad in receiving yards...Tied for the lead in the MAC in receiving touchdowns...Ended the 2019 campaign tied for third nationally among tight ends with eight TDs...Named Third-Team All-MAC as a junior in 2018...Caught 35 passes for 392 yards and three TDs...Transitioned to tight end in the spring of 2018...As a sophomore in 2017, played in six games and started five as a wide receiver before suffering season-ending injury at Buffalo...Caught 12 passes for 80 yards...Played in all 14 games a freshman in 2016, primarily on special teams...Recorded five tackles and one fumble recovery...Redshirted in 2015. Attended Loveland High School in Loveland, Ohio...Graduated from Western Michigan University with a degree in finance.

GIOVANNI RICCI'S NFL REGULAR SEASON RUSHING/RECEIVING STATISTICS

DATE	TEAM	RECEIVING								RUSHING			
		GP	GS	NO.	YDS.	AVG.	LG	TD	NO.	YDS.	AVG.	LG	TD
2020	Panthers	0	0	0	0	0.0	0	0	0	0	0.0	0	0
2021	Panthers	16	1	0	0	0.0	0	0	0	0	0.0	0	0
2022	Panthers	15	3	8	100	12.5	32	0	0	0	0.0	0	0
NFL TOTALS		31	4	8	100	12.5	32	0	0	0	0.0	0	0

SINGLE-GAME HIGHS: RECEIVING

Receptions 3 vs. San Francisco 49ers, Oct 09, 2022
Receiving Yards 27 vs. San Francisco 49ers, Oct 09, 2022
Receiving Average 9.0 vs. San Francisco 49ers, Oct 09, 2022

Longest Receptions 32 at Tampa Bay Buccaneers, Jan 01, 2023
All-Purpose Yards 27 vs. San Francisco 49ers, Oct 09, 2022
Special Teams Tackles 2 at Atlanta Falcons, Oct 30, 2022
 ...2 more at 2.

2022 GAME-BY-GAME REGULAR-SEASON STATISTICS (PANTHERS)

DATE	OPPONENT	P/S	RECEIVING					RUSHING					W/L	SCORE
			NO.	YDS.	AVG.	LG	TD	NO.	YDS.	AVG.	LG	TD		
09/11	Browns	P	0	0	0.0	0	0	0	0	0.0	0	0	L	24-26
09/18	at Giants	P	1	16	16.0	16	0	0	0	0.0	0	0	L	16-19
09/25	Saints	S	1	15	15.0	15	0	0	0	0.0	0	0	W	22-14
10/02	Cardinals	P	0	0	0.0	0	0	0	0	0.0	0	0	L	16-26
10/09	49ers	S	3	27	9.0	12	0	0	0	0.0	0	0	L	15-37
10/16	at Rams	P	0	0	0.0	0	0	0	0	0.0	0	0	L	10-24
10/23	Buccaneers	P	0	0	0.0	0	0	0	0	0.0	0	0	W	21-3
10/30	at Falcons	P	0	0	0.0	0	0	0	0	0.0	0	0	L	34-37+
11/06	at Bengals	S	1	8	8.0	8	0	0	0	0.0	0	0	L	21-42
11/10	Falcons	P	1	2	2.0	2	0	0	0	0.0	0	0	W	25-15
11/20	at Ravens		ON INACTIVE LIST									L	3-13	
11/27	Broncos		ON INACTIVE LIST									W	23-10	
12/11	at Seahawks	P	0	0	0.0	0	0	0	0	0.0	0	0	W	30-24
12/18	Steelers	P	0	0	0.0	0	0	0	0	0.0	0	0	L	16-24
12/24	Lions	P	0	0	0.0	0	0	0	0	0.0	0	0	W	37-23
01/01	at Buccaneers	P	1	32	32.0	32	0	0	0	0.0	0	0	L	24-30
01/08	at Saints	P	0	0	0.0	0	0	0	0	0.0	0	0	W	10-7
2022 TOTALS		15-3	8	100	12.5	32	0	0	0	0.0	0	0	7-10	

+ - Overtime



ERIC ROWE
6'1" // 210

UTAH
SPRING, TEXAS

20
S

EXPERIENCE (YEARS)

NFL

PANTHERS

9

1

BIRTHDATE

10.3.92

ACQUIRED

FA-23

PRO CAREER

- **2022:** Played in 14 games for the Miami Dolphins while starting six times...Finished the year with 56 total tackles, including four tackles for loss...Recorded a career-high two sacks.
- **2021:** Appeared in all 17 games (four starts)...Totalled 71 combined tackles and a career-high three forced fumbles.
- **2020:** Played in 16 games (14 starts)...Finished the season with a career-high 91 total tackles, including a tackle for loss...Tallied a career-high 11 passes defended and two interceptions.
- **2019:** Appeared in 16 games for the Miami Dolphins, while starting 15 contests...Tallied 81 total tackles, eight passes defended and an interception returned for a 35-yard touchdown.
- **2018:** Played in four games (two starts) for the Super Bowl Champion Patriots...Totalled 10 tackles and a pass defended on the season.
- **2017:** Appeared in eight games while making three starts...Finished the season with 15 total tackles, including a tackle for loss...
- **2016:** Played in nine games (seven starts) for the Super Bowl Champion Patriots...Recorded 26 total tackles, eight passes defended and an interception.
- **2015:** Appeared in all 16 games for the Eagles as a rookie, starting in five contests...Finished the season with 31 total tackles, five passes defended and an interception.

TRANSACTIONS

- Drafted by the Philadelphia Eagles in the second round of the 2015 NFL Draft (47th overall)...Traded to the New England Patriots (9/7/16)...Signed by the Miami Dolphins (3/14/19)...Re-signed by the Miami Dolphins (12/2/19)...Signed by the Carolina Panthers (4/6/23).

COLLEGE & PERSONAL

- A four-year starter at Utah, playing in 47 games for the Utes (2011-14)...Finished his career tied for third in school history with 34 career passes defended...A two-time honorable mention All-Pac 12 and made four Freshman All-America teams as a true freshman in 2011...As a senior, earned honorable mention All-Pac 12 while leading the team with 13 passes defended...Finished the year with 59 total tackles, including three tackles for loss...As a junior, played and started in all 12 games and tied for third on the team with 69 total tackles...His seven passes defended ranked second on the team and was tied for 10th in the Pac-12...Earned honorable mention All-Pac 12 as a sophomore after ranking second on the team with 64 tackles, including a team-high 39 solo stops...As a freshman, earned numerous Freshman All-American honors after posting 10 passes defended and 69 total tackles...A native of Spring, Texas...Attended Klein HS.

ERIC ROWE'S NFL REGULAR SEASON DEFENSIVE STATISTICS

DATE	TEAM	GP	GS	TACKLES							INTERCEPTIONS					O. FUMB			ST			MISC						
				TK	S	A	TFL	YDS	SK	YDS	QBH	NO	YDS	LG	TD	PD	FF	FR	TD	YDS	TK	S	A	FF	FR	S	A	
2015	Eagles	16	5	30	24	6	0	0	0.0	0.0	0	1	0	0	0	5	0	0	0	0	1	0	1	0	0	0	0	0
2016	Patriots	9	7	26	20	6	0	0	0.0	0.0	0	1	0	0	0	8	0	0	0	0	0	0	0	0	0	0	0	0
2017	Patriots	8	3	14	13	1	1	1	0.0	0.0	0	0	0	0	0	2	0	0	0	0	1	1	0	0	0	0	0	0
2018	Patriots	4	2	10	9	1	0	0	0.0	0.0	0	0	0	0	0	1	0	0	0	0	0	0	0	0	0	0	0	0
2019	Dolphins	16	15	81	54	27	1	1	0.0	0.0	0	1	35	35t	1	8	1	0	0	0	0	0	0	0	0	0	0	0
2020	Dolphins	15	13	91	66	25	1	6	0.0	0.0	2	2	26	22	0	11	0	1	0	0	0	0	0	0	0	0	0	0
2021	Dolphins	17	4	72	44	28	0	0	0.0	0.0	1	0	0	0	4	3	0	0	0	0	0	0	0	0	0	0	0	0
2022	Dolphins	14	6	56	42	14	4	9	2.0	7.0	2	0	0	0	0	2	2	0	0	0	0	0	0	0	0	0	0	0
NFL TOTALS		99	55	380	272	108	7	17	2.0	7.0	5	5	61	35T	1	41	6	1	0	0	2	1	1	0	0	0	0	0

ERIC ROWE'S NFL POSTSEASON DEFENSIVE STATISTICS

DATE	TEAM	GP	GS	TACKLES							INTERCEPTIONS					O. FUMB			ST			MISC						
				TK	S	A	TFL	YDS	SK	YDS	QBH	NO	YDS	LG	TD	PD	FF	FR	TD	YDS	TK	S	A	FF	FR	S	A	
2016	Patriots	3	0	11	9	2	0	0	0.0	0.0	0	1	37	37	0	3	0	0	0	0	0	0	0	0	0	0	0	0
2017	Patriots	3	2	13	11	2	0	0	0.0	0.0	0	0	0	0	0	3	0	0	0	0	0	0	0	0	0	0	0	0
2018	Patriots	0	0	0	0	0	0	0	0.0	0.0	0	0	0	0	0	0	0	0	0	0	0	0	0	0	0	0	0	0
2022	Dolphins	1	1	7	5	2	1	1	1.0	17.0	0	0	0	0	0	1	0	0	0	0	0	0	0	0	0	0	0	0
NFL TOTALS		7	3	31	25	6	1	1	1.0	17.0	0	1	37	37	0	6	1	0	0	0	0	0	0	0	0	0	0	0

SINGLE-GAME HIGHS: DEFENSIVE

Total Tackles	11 vs. Baltimore Ravens, Sep 08, 2019
Solo Tackles	9 vs. Baltimore Ravens, Sep 08, 2019
Passes Defensed	5 vs. Los Angeles Rams, Nov 01, 2020
Forced Fumbles	1 vs. Baltimore Ravens, Nov 11, 2021 ...3 more at 1.
Fumble Recoveries	1 at Denver Broncos, Nov 22, 2020

Tackles For Loss	1 at Arizona Cardinals, Nov 08, 2020 ...2 more at 1.
Interceptions	1 vs. Kansas City Chiefs, Dec 13, 2020 ...4 more at 1.

Interception Return Yards	35 at New England Patriots, Dec 29, 2019
Special Teams Tackles	1 at New Orleans Saints, Sep 17, 2017 ...1 more at 1.

SINGLE-GAME HIGHS - POSTSEASON: DEFENSIVE

Total Tackles	5 vs. Tennessee Titans, Jan 13, 2018 4 vs. Philadelphia Eagles, Feb 04, 2018 4 vs. Jacksonville Jaguars, Jan 21, 2018 4 at Atlanta Falcons, Feb 05, 2017 ...1 more at 4.
----------------------	--

Solo Tackles	4 vs. Philadelphia Eagles, Feb 04, 2018 4 vs. Tennessee Titans, Jan 13, 2018 3 vs. Jacksonville Jaguars, Jan 21, 2018 3 at Atlanta Falcons, Feb 05, 2017 ...2 more at 3.
---------------------	--

Passes Defensed	2 vs. Philadelphia Eagles, Feb 04, 2018 2 vs. Pittsburgh Steelers, Jan 22, 2017 1 vs. Jacksonville Jaguars, Jan 21, 2018 1 at Atlanta Falcons, Feb 05, 2017
------------------------	--

Interceptions	1 vs. Pittsburgh Steelers, Jan 22, 2017
Interception Return Yards	37 vs. Pittsburgh Steelers, Jan 22, 2017

2022 GAME-BY-GAME REGULAR-SEASON STATISTICS (DOLPHINS)

DATE	OPPONENT	P/S	TACKLES							INTERCEPTIONS				O. FUMB			ST			MISC		SCORE							
			TK	S	A	SK	YDS	TFL	YDS	QBH	NO	YDS	LG	TD	PD	FF	FR	TD	YDS	TK	S		A	FF	FR	S	A	W/L	
09/11	at Patriots	P	6	6	0	0	0	0	0	0	0	0	0	0	0	0	0	0	0	0	0	0	0	0	0	0	0	W	20-7
09/18	at Ravens	P	6	6	0	0	0	0	0	0	0	0	0	0	0	0	0	0	0	0	0	0	0	0	0	0	W	42-38	
09/25	Bills	P	4	4	0	0	0	0	0	0	0	0	0	0	0	0	0	0	0	0	0	0	0	0	0	0	W	21-19	
09/29	at Bengals	P	5	3	2	0	0	0	0	0	0	0	0	0	0	0	0	0	0	0	0	0	0	0	0	0	L	15-27	
10/09	at Jets	P	0	0	0	0	0	0	0	0	0	0	0	0	0	0	0	0	0	0	0	0	0	0	0	0	L	17-40	
10/16	Vikings	P	3	1	2	0	0	0	0	0	0	0	0	0	0	0	0	0	0	0	0	0	0	0	0	0	L	16-24	
10/23	Steelers	P	2	2	0	0	0	0	0	0	0	0	0	0	0	0	0	0	0	0	0	0	0	0	0	W	16-10		
10/30	at Lions																									W	31-27		
11/06	at Bears	S	7	6	1	0	0	0	0	0	0	0	0	0	0	0	0	0	0	0	0	0	0	0	0	0	W	35-32	
11/13	Browns	S	1	1	0	0	0	0	0	0	0	0	0	0	0	0	0	0	0	0	0	0	0	0	0	W	39-17		
11/27	Texans	S	4	1	3	0	0	0	0	0	0	0	0	0	1	0	0	0	0	0	0	0	0	0	0	W	30-15		
12/04	at 49ers	P	5	3	2	0	0	0	0	0	0	0	0	1	0	0	0	0	0	0	0	0	0	0	0	L	17-33		
12/11	at Chargers	S	8	7	1	1.0	4.0	2	6	1	0	0	0	0	0	0	0	0	0	0	0	0	0	0	0	0	L	17-23	
12/17	at Bills																									L	29-32		
12/25	Packers	S	6	6	0	1.0	3.0	1	3	1	0	0	0	0	1	0	0	0	0	0	0	0	0	0	0	0	L	20-26	
01/01	at Patriots	S	2	1	1	0	0	0	0	0	0	0	0	0	0	0	0	0	0	0	0	0	0	0	0	L	21-23		
01/08	Jets	P	3	1	2	0	0	0	1	0	0	0	0	0	1	0	0	0	0	0	0	0	0	0	0	0	W	11-6	
2022 TOTALS		14-6	56	42	14	2.0	7.0	4	9	2	0	0	0	0	2	2	0	0	0	0	0	0	0	0	0	0	0	9-8	

2022 GAME-BY-GAME POSTSEASON STATISTICS (DOLPHINS)

DATE	OPPONENT	P/S	TACKLES							INTERCEPTIONS				O. FUMB			ST			MISC		SCORE						
			TK	S	A	SK	YDS	TFL	YDS	QBH	NO	YDS	LG	TD	PD	FF	FR	TD	YDS	TK	S		A	FF	FR	S	A	W/L
01/15	at Bills	S	7	5	2	1.0	17.0	1	1	0	0	0	0	0	0	1	0	0	0	0	0	0	0	0	0	0	L	31-34
2022 TOTALS		1-1	7	5	2	1.0	17.0	1	1	0	0	0	0	0	1	0	0	0	0	0	0	0	0	0	0	0	0-1	



MILES SANDERS
5'11" // 211
PENN STATE
PITTSBURGH, PA

6
RB

EXPERIENCE (YEARS)

NFL	PANTHERS
5	1

BIRTHDATE
5.1.97

ACQUIRED
FA-23

PRO CAREER

- **2022:** Appeared in all 17 games for the NFC Champion Philadelphia Eagles (15 starts)...Earned Pro Bowl honors after rushing for a career-high 1,269 yards on 259 carries (4.9 avg) and 11 touchdowns...Finished the season ranked fifth league-wide in rushing yards and eighth in rushing touchdowns...Became the first Eagles running back to produce 1,200+ rushing yards and 11+ touchdowns since LeSean McCoy (2011).
- **2021:** Played and started in 12 games...Finished the season with a career-high 5.5 yards per rush after gathering 754 yards on 137 carries...Ranked third among NFL running backs in yards per attempt, trailing only Tony Pollard (5.53) and Nick Chubb (5.52) (min. 125 attempts).
- **2020:** Appeared in 12 games while making 11 starts...Compiled 867 yards and six touchdowns on 164 carries...His 5.3 yards per carry ranked fourth in the NFL...Became the first player in Eagles history to record multiple 70+ yard rushing touchdowns in a single season.
- **2019:** Appeared in 16 games with 11 starts as a rookie...Voted to the PFWA All-Rookie team after producing franchise rookie records in all-purpose yards (1,641) scrimmage yards (1,327) and rushing yards (818)...Became just the seventh player in NFL history to total 800+ rushing yards and 500+ receiving yards in their rookie season.

TRANSACTIONS

- Drafted by Philadelphia in the second round of 2019 NFL Draft (53rd overall)...Signed with the Carolina Panthers (3/15/23).

COLLEGE & PERSONAL

- Played in 38 career games at Penn State (2016-18)...Rushed for 1,649 yards (25th in program history) and 12 touchdowns on 276 attempts (6.0 avg)...Registered 32 receptions for 192 yards and a touchdown with the Nittany Lions...Earned All-Big Ten honors following his junior season in 2018, when he ranked second in the conference with a career-high 1,274 yards...Rushed for nine touchdowns and caught 24 passes for 139 yards...A native of Pittsburgh, PA...Attended Woodland Hills HS.

MILES SANDERS' NFL REGULAR SEASON RUSHING/RECEIVING STATISTICS

DATE	TEAM	RUSHING							RECEIVING				
		GP	GS	NO.	YDS.	AVG.	LG	TD	NO.	YDS.	AVG.	LG	TD
2019	Eagles	16	11	179	818	4.6	65t	3	50	509	10.2	45	3
2020	Eagles	12	11	164	867	5.3	82t	6	28	197	7.0	28	0
2021	Eagles	12	12	137	754	5.5	38	0	26	158	6.1	25	0
2022	Eagles	17	15	259	1,269	4.9	40t	11	20	78	3.9	16	0
NFL TOTALS		57	49	739	3,708	5.0	82T	20	124	942	7.6	45	3

MILES SANDERS' NFL POSTSEASON RUSHING/RECEIVING STATISTICS

DATE	TEAM	RUSHING							RECEIVING				
		GP	GS	NO.	YDS.	AVG.	LG	TD	NO.	YDS.	AVG.	LG	TD
2019	Eagles	1	1	14	69	4.9	18	0	3	8	2.7	7	0
2021	Eagles	1	1	7	16	2.3	14	0	3	12	4.0	6	0
2022	Eagles	3	3	35	148	4.2	18	2	1	3	3.0	3	0
NFL TOTALS		5	5	56	233	4.2	18	2	7	23	3.3	7	0

MILES SANDERS' NFL REGULAR SEASON RETURN STATISTICS

DATE	TEAM	KICKOFF RETURNS					PUNT RETURNS					
		RET.	YDS.	AVG.	LG	TD	NO.	FC	YDS.	AVG.	LG	TD
2019	Eagles	14	314	22.4	67	0	0	0	0	0.0	0	0
2020	Eagles	0	0	0.0	0	0	0	0	0	0.0	0	0
2021	Eagles	0	0	0.0	0	0	0	0	0	0.0	0	0
2022	Eagles	0	0	0.0	0	0	0	0	0	0.0	0	0
NFL TOTALS		14	314	22.4	67	0	0	0	0	0.0	0	0

SINGLE-GAME HIGHS: RUSHING/RECEIVING

Rush Attempts	24 at New York Jets, Dec 05, 2021
Rushing Yards	131 vs. Washington Football Team, Dec 21, 2020
Rushing Average	13.1 vs. Baltimore Ravens, Oct 18, 2020
Longest Runs	82t vs. New Orleans Saints, Dec 13, 2020
Rushing TDs	2 vs. New Orleans Saints, Dec 13, 2020 ...1 more at 2.
Receptions	6 at Washington Redskins, Dec 15, 2019
Receiving Yards	86 at Minnesota Vikings, Oct 13, 2019
Receiving Average	28.7 at Minnesota Vikings, Oct 13, 2019
Longest Receptions	45 at Minnesota Vikings, Oct 13, 2019

Receiving TDs	1 at Washington Redskins, Dec 15, 2019 ...2 more at 1.
All-Purpose Yards	180 vs. Detroit Lions, Sep 22, 2019
Kickoff Returns	3 vs. Detroit Lions, Sep 22, 2019
Kickoff Return Yards	77 at Green Bay Packers, Sep 26, 2019
Longest Kickoff Return	67 at Green Bay Packers, Sep 26, 2019
Kickoff Return Average	18.0 vs. Detroit Lions, Sep 22, 2019
Most TDs	2 vs. New Orleans Saints, Dec 13, 2020 ...2 more at 2.
Miscellaneous Tackles	1 at Dallas Cowboys, Dec 27, 2020 ...1 more at 1.
Longest Own Fumble Return	7 at New York Giants, Nov 15, 2020

SINGLE-GAME HIGHS - POSTSEASON: RUSHING/RECEIVING

Rush Attempts	14 vs. Seattle Seahawks, Jan 05, 2020 7 at Tampa Bay Buccaneers, Jan 16, 2022
Rushing Yards	69 vs. Seattle Seahawks, Jan 05, 2020 16 at Tampa Bay Buccaneers, Jan 16, 2022
Rushing Average	4.9 vs. Seattle Seahawks, Jan 05, 2020 2.3 at Tampa Bay Buccaneers, Jan 16, 2022
Longest Runs	18 vs. Seattle Seahawks, Jan 05, 2020 14 at Tampa Bay Buccaneers, Jan 16, 2022 13 vs. Seattle Seahawks, Jan 05, 2020 12 vs. Seattle Seahawks, Jan 05, 2020 7 at Tampa Bay Buccaneers, Jan 16, 2022
Receptions	3 at Tampa Bay Buccaneers, Jan 16, 2022 3 vs. Seattle Seahawks, Jan 05, 2020

Receiving Yards	12 at Tampa Bay Buccaneers, Jan 16, 2022 8 vs. Seattle Seahawks, Jan 05, 2020 4.0 at Tampa Bay Buccaneers, Jan 16, 2022
Receiving Average	2.7 vs. Seattle Seahawks, Jan 05, 2020 7 vs. Seattle Seahawks, Jan 05, 2020 6 at Tampa Bay Buccaneers, Jan 16, 2022 6 vs. Seattle Seahawks, Jan 05, 2020 5 at Tampa Bay Buccaneers, Jan 16, 2022 1 at Tampa Bay Buccaneers, Jan 16, 2022
Longest Receptions	77 vs. Seattle Seahawks, Jan 05, 2020 6 at Tampa Bay Buccaneers, Jan 16, 2022 5 at Tampa Bay Buccaneers, Jan 16, 2022 1 at Tampa Bay Buccaneers, Jan 16, 2022
All-Purpose Yards	77 vs. Seattle Seahawks, Jan 05, 2020 28 at Tampa Bay Buccaneers, Jan 16, 2022

100-YARD RUSHING GAMES (8): REGULAR SEASON

DATE	TEAM	ATT.	YDS.	AVG.	LG	TD
12/15/19	at Commanders	19	122	6.4	56	1
10/18/20	RAVENS	9	118	13.1	74	0
12/13/20	SAINTS	14	115	8.2	82t	2
12/05/21	at Jets	24	120	5.0	34	0
12/21/21	COMMANDERS	18	131	7.3	38	0
10/02/22	JAGUARS	27	134	5.0	35	2
11/27/22	PACKERS	21	143	6.8	28	2
12/11/22	at Giants	17	144	8.5	40t	2

2022 GAME-BY-GAME REGULAR-SEASON STATISTICS (EAGLES)

DATE	OPPONENT	P/S	RUSHING					RECEIVING					W/L	SCORE
			NO.	YDS.	AVG.	LG	TD	NO.	YDS.	AVG.	LG	TD		
09/11	at Lions	S	13	96	7.4	24	1	2	9	4.5	11	0	W	38-35
09/19	Vikings	S	17	80	4.7	12	0	3	6	2.0	6	0	W	24-7
09/25	at Commanders	S	15	46	3.1	13	0	1	-2	-2.0	-2	0	W	24-8
10/02	Jaguars	S	27	134	5.0	35	2	2	22	11.0	16	0	W	29-21
10/09	at Cardinals	S	15	58	3.9	12	0	2	6	3.0	8	0	W	20-17
10/16	Cowboys	S	18	71	3.9	13	1	1	1	1.0	1	0	W	26-17
10/30	Steelers	S	9	78	8.7	21	1	0	0	0.0	0	0	W	35-13
11/03	at Texans	S	17	93	5.5	25	1	0	0	0.0	0	0	W	29-17
11/14	Commanders	P	12	54	4.5	8	0	0	0	0.0	0	0	L	21-32
11/20	at Colts	S	13	47	3.6	10	0	1	1	1.0	1	0	W	17-16
11/27	Packers	P	21	143	6.8	28	2	3	17	5.7	7	0	W	40-33
12/04	Titans	S	10	24	2.4	5	1	2	14	7.0	8	0	W	35-10
12/11	at Giants	S	17	144	8.5	40t	2	1	11	11.0	11	0	W	48-22
12/18	at Bears	S	11	42	3.8	18	0	1	-13	-13.0	-13	0	W	25-20
12/24	at Cowboys	S	21	65	3.1	13	0	1	6	6.0	6	0	L	34-40
01/01	Saints	S	12	61	5.1	14	0	0	0	0.0	0	0	L	10-20
01/08	Giants	S	11	33	3.0	6	0	0	0	0.0	0	0	W	22-16
2022 TOTALS		17-15	259	1,269	4.9	40T	11	20	78	3.9	16	0	14-3	

2022 GAME-BY-GAME POSTSEASON STATISTICS (EAGLES)

DATE	OPPONENT	P/S	RUSHING					RECEIVING					W/L	SCORE
			NO.	YDS.	AVG.	LG	TD	NO.	YDS.	AVG.	LG	TD		
01/21	Giants	S	17	90	5.3	18	0	0	0	0.0	0	0	W	38-7
01/29	49ers	S	11	42	3.8	13t	2	1	3	3.0	3	0	W	31-7
02/12	Chiefs	S	7	16	2.3	6	0	0	0	0.0	0	0	L	35-38
2022 TOTALS		3-3	35	148	4.2	18	2	1	3	3.0	3	0	2-1	

PRO CAREER

- **2022:** Appeared in 13 games while making four starts...Hauled in 27 receptions for 272 yards and a touchdown...Rushed for 65 yards and a touchdown on nine attempts...In his Panther debut against the New Orleans Saints in Week Three, recorded 90 receiving yards, including a career-long 67-yard receiving touchdown...In Week 10 against the Atlanta Falcons, recorded a career-long 41-yard rushing score...He was one of five players in the NFL in 2022 to record a receiving touchdown of 60+ yards and a rushing touchdown of 40+ yards.
- **2021:** Played in 16 games while making 10 starts...Had 63 receptions for 619 yards...On the ground, ran the ball 11 times for 41 yards.
- **2020:** Played in 14 contests making 12 starts...Hauled in 58 receptions for 600 yards and five touchdowns...Ranked fifth among rookie wide receivers with 393 yards after the catch...Contributed in the run game as well with 18 rushes for 91 yards.

TRANSACTIONS

- Drafted by the Jacksonville Jaguars in the second round of the 2020 draft (42nd overall)...Placed on the reserve/COVID-19 list (12/24/21)...Removed from the reserve/COVID-19 list and placed on the active roster (12/31/21)...Acquired via trade by the Panthers (8/29/22).

COLLEGE & PERSONAL

- Appeared in 32 games over three seasons at Colorado (2017-19)...Hauled in 149 career receptions for 1,943 yards and 10 touchdowns...Added 42 rushes for 280 yards and seven touchdowns...Finished his career ranked eighth in school history in all-time receptions (149) and 11th in all-time receiving yards (1,943)...Scored a rushing and a receiving touchdown in the same game five times during his career becoming the only player in school history to score two rushing touchdowns and two receiving touchdowns in the same game...Totaled eight 100-yard receiving games, the fifth-most in school history...A native of DeSoto, Texas and attended DeSoto High School.

LAVISKA SHENAULT JR.'S NFL REGULAR SEASON RUSHING/RECEIVING STATISTICS

DATE	TEAM	RECEIVING							RUSHING				
		GP	GS	NO.	YDS.	AVG.	LG	TD	NO.	YDS.	AVG.	LG	TD
2020	Jaguars	14	12	58	600	10.3	36	5	18	91	5.1	17	0
2021	Jaguars	16	10	63	619	9.8	58	0	11	41	3.7	11	0
2022	Panthers	13	5	27	272	10.1	67t	1	9	65	7.2	41t	1
NFL TOTALS		43	27	148	1,491	10.1	67T	6	38	197	5.2	41T	1

LAVISKA SHENAULT JR.'S NFL REGULAR SEASON RETURN STATISTICS

DATE	TEAM	KICKOFF RETURNS					PUNT RETURNS					
		RET.	YDS.	AVG.	LG	TD	NO.	FC	YDS.	AVG.	LG	TD
2020	Jaguars	0	0	0.0	0	0	0	0	0	0.0	0	0
2021	Jaguars	0	0	0.0	0	0	0	0	0	0.0	0	0
2022	Panthers	3	82	27.3	36	0	0	0	0	0.0	0	0
NFL TOTALS		3	82	27.3	36	0	0	0	0	0.0	0	0

SINGLE-GAME HIGHS: RUSHING/RECEIVING

Rush Attempts 5 at Tennessee Titans, Sep 20, 2020
Rushing Yards 42 vs. Atlanta Falcons, Nov 10, 2022
Longest Runs 41t vs. Atlanta Falcons, Nov 10, 2022
Rushing TDs 1 vs. Atlanta Falcons, Nov 10, 2022
Receptions 7 at Houston Texans, Sep 12, 2021
 ...1 more at 7.
Receiving Yards 99 at Cincinnati Bengals, Sep 30, 2021
Receiving Average 17.7 vs. Detroit Lions, Dec 24, 2022
Longest Receptions 67t vs. New Orleans Saints, Sep 25, 2022

Receiving TDs 2 at Indianapolis Colts, Jan 03, 2021
All-Purpose Yards 144 vs. New Orleans Saints, Sep 25, 2022
Kickoff Returns 2 vs. New Orleans Saints, Sep 25, 2022
Kickoff Return Yards 54 vs. New Orleans Saints, Sep 25, 2022
Longest Kickoff Return 36 vs. New Orleans Saints, Sep 25, 2022
Most TDs 2 at Indianapolis Colts, Jan 03, 2021
Miscellaneous Tackles 1 at Seattle Seahawks, Oct 31, 2021
 ...3 more at 1.

2022 GAME-BY-GAME REGULAR-SEASON STATISTICS (PANTHERS)

DATE	OPPONENT	P/S	RECEIVING					RUSHING					W/L	SCORE
			NO.	YDS.	AVG.	LG	TD	NO.	YDS.	AVG.	LG	TD		
09/11	Browns		ON INACTIVE LIST										L	24-26
09/18	at Giants		ON INACTIVE LIST										L	16-19
09/25	Saints	P	2	90	45.0	67t	1	0	0	0.0	0	0	W	22-14
10/02	Cardinals	P	0	0	0.0	0	0	1	0	0.0	0	0	L	16-26
10/09	49ers		ON INACTIVE LIST										L	15-37
10/16	at Rams		ON INACTIVE LIST										L	10-24
10/23	Buccaneers	P	1	8	8.0	8	0	0	0	0.0	0	0	W	21-3
10/30	at Falcons	P	5	26	5.2	13	0	0	0	0.0	0	0	L	34-37+
11/06	at Bengals	P	0	0	0.0	0	0	2	6	3.0	4	0	L	21-42
11/10	Falcons	S	3	17	5.7	8	0	2	42	21.0	41t	1	W	25-15
11/20	at Ravens	S	4	7	1.8	5	0	0	0	0.0	0	0	L	3-13
11/27	Broncos	P	2	19	9.5	14	0	1	2	2.0	2	0	W	23-10
12/11	at Seahawks	P	4	31	7.8	11	0	1	7	7.0	7	0	W	30-24
12/18	Steelers	P	0	0	0.0	0	0	0	0	0.0	0	0	L	16-24
12/24	Lions	S	3	53	17.7	43	0	0	0	0.0	0	0	W	37-23
01/01	at Buccaneers	S	2	13	6.5	7	0	1	7	7.0	7	0	L	24-30
01/08	at Saints	S	1	8	8.0	8	0	1	1	1.0	1	0	W	10-7
2022 TOTALS		13-5	27	272	10.1	67T	1	9	65	7.2	41T	1	7-10	

+ - Overtime

BRANDON SMITH
6'3" // 240
PENN STATE
LOUISA, VA.

40 LB

EXPERIENCE (YEARS)
NFL: 2, Panthers: 2

BIRTHDATE: 4.12.01

ACQUIRED: 04-22

PRO CAREER

- 2022: Appeared in 12 games this season with one start...Totaled eight tackles...Injured in Week 14 against Seattle and was placed on injured reserve for the rest of the season.

TRANSACTIONS

- Selected by Carolina in the fourth round (120th overall) of the 2022 NFL Draft.

COLLEGE & PERSONAL

- Smith played three seasons (2019-21) at Penn State, totaling 132 tackles, including 19 for loss and 4.0 sacks...Earned Third Team All-Big Ten honors in 2021...Posted a career-best 81 tackles and nine tackles for loss...Had five pass breakups, three QB hits and a forced fumble with 2.0 sacks...In 2020, earned All-Big Ten honorable mention after leading the team with eight tackles for loss and an interception...Went to Louisa County HS in Louisa, Va.

BRANDON SMITH'S NFL REGULAR SEASON DEFENSIVE STATISTICS

DATE	TEAM	GP	TACKLES							INTERCEPTIONS					O. FUMB			ST			MISC						
			GS	TK	S	A	TFL	YDS	SK	YDS	QBH	NO	YDS	LG	TD	PD	FF	FR	TD	YDS	TK	S	A	FF	FR	S	A
2022	Panthers	12	1	5	4	1	0	0	0.0	0.0	0	0	0	0	0	0	0	0	0	0	3	2	1	0	0	0	0
NFL TOTALS		12	1	5	4	1	0	0	0.0	0.0	0	0	0	0	0	0	0	0	0	3	2	1	0	0	0	0	

SINGLE-GAME HIGHS: DEFENSIVE

Total Tackles 3 at Baltimore Ravens, Nov 20, 2022
Solo Tackles 2 at Baltimore Ravens, Nov 20, 2022

Special Teams Tackles 2 at Cincinnati Bengals, Nov 06, 2022

2022 GAME-BY-GAME REGULAR-SEASON STATISTICS (PANTHERS)

DATE	OPPONENT	P/S	TACKLES							INTERCEPTIONS					O. FUMB			ST			MISC								
			TK	S	A	SK	YDS	TFL	YDS	QBH	NO	YDS	LG	TD	PD	FF	FR	TD	YDS	TK	S	A	FF	FR	S	A	W/L	SCORE	
09/11	Browns	P	0	0	0	0.0	0.0	0	0	0	0	0	0	0	0	0	0	0	0	0	0	0	0	0	0	L	24-26		
09/18	at Giants		ON INACTIVE LIST																									L	16-19
09/25	Saints	P	0	0	0	0.0	0.0	0	0	0	0	0	0	0	0	0	0	0	0	0	0	0	0	0	0	W	22-14		
10/02	Cardinals	P	0	0	0	0.0	0.0	0	0	0	0	0	0	0	0	0	0	0	0	0	0	0	0	0	0	L	16-26		
10/09	49ers	P	0	0	0	0.0	0.0	0	0	0	0	0	0	0	0	0	0	0	0	1	0	1	0	0	0	L	15-37		
10/16	at Rams	P	0	0	0	0.0	0.0	0	0	0	0	0	0	0	0	0	0	0	0	0	0	0	0	0	0	L	10-24		
10/23	Buccaneers	P	0	0	0	0.0	0.0	0	0	0	0	0	0	0	0	0	0	0	0	0	0	0	0	0	0	W	21-3		
10/30	at Falcons	P	0	0	0	0.0	0.0	0	0	0	0	0	0	0	0	0	0	0	0	0	0	0	0	0	0	L	34-37+		
11/06	at Bengals	P	0	0	0	0.0	0.0	0	0	0	0	0	0	0	0	0	0	0	0	2	2	0	0	0	0	L	21-42		
11/10	Falcons	P	0	0	0	0.0	0.0	0	0	0	0	0	0	0	0	0	0	0	0	0	0	0	0	0	0	W	25-15		
11/20	at Ravens	P	3	2	1	0.0	0.0	0	0	0	0	0	0	0	0	0	0	0	0	0	0	0	0	0	0	L	3-13		
11/27	Broncos	P	1	1	0	0.0	0.0	0	0	0	0	0	0	0	0	0	0	0	0	0	0	0	0	0	0	W	23-10		
12/11	at Seahawks	S	1	1	0	0.0	0.0	0	0	0	0	0	0	0	0	0	0	0	0	0	0	0	0	0	0	W	30-24		
12/18	Steelers		INJURED RESERVE																									L	16-24
12/24	Lions		INJURED RESERVE																									W	37-23
01/01	at Buccaneers		INJURED RESERVE																									L	24-30
01/08	at Saints		INJURED RESERVE																									W	10-7
2022 TOTALS		12-1	5	4	1	0.0	0.0	0	0	0	0	0	0	0	0	0	0	0	0	3	2	1	0	0	0	0	7-10		

+ - Overtime

SHI SMITH
5'10" // 190
SOUTH CAROLINA UNION, S.C.

12
WR

EXPERIENCE (YEARS)
NFL: 3, Panthers: 3

BIRTHDATE: 10.26.98

ACQUIRED: D6B-21

PRO CAREER

- **2022:** Appeared in all 17 games while making six starts...Hauled in 22 receptions for 296 yards and two touchdowns...Recorded 143 return yards on 23 punts.
- **2021:** Returned in Week 6 from an injury suffered in the preseason, playing in six games during the season...Against the Buccaneers in Week 16, recorded a career-high 86 receiving yards on three catches...Finished the year with six catches for 104 yards.

TRANSACTIONS

- Selected by Carolina in the sixth round (204th overall) of the 2021 NFL Draft (5/1/21).

COLLEGE & PERSONAL

- Smith appeared in 43 games at South Carolina (2017-2020) with 35 starts...Made 174 receptions for 2,204 yards and 13 touchdowns...Finished career ranked fourth in receptions and eighth in receiving yards...Invited to 2021 Senior Bowl...In 2020, ranked fifth in the SEC in receptions per game (6.3) and ninth in receiving yards (70.3)...Paced the team with 57 receptions for 633 yards and 4 touchdowns...Earned Second-Team All-SEC honors from PFF...As a Junior in 2019, finished second on the squad with 43 receptions for 489 yards and a pair of touchdowns...Also returned 12 kicks for 263 yards, a 21.9-yard average...In 2018, hauled in 45 passes for 673 yards and 4 touchdowns over 12 games...As a Freshman in 2017, ranked third on the team in receiving yards (409) and second in yards per catch (14.1)...Attended Union County HS in Union, S.C.

SHI SMITH'S NFL REGULAR SEASON RUSHING/RECEIVING STATISTICS

DATE	TEAM	GP	GS	RECEIVING					RUSHING				
				NO.	YDS.	AVG.	LG	TD	NO.	YDS.	AVG.	LG	TD
2021	Panthers	6	0	6	104	17.3	63	0	1	-3	-3.0	-3	0
2022	Panthers	17	6	22	296	13.5	38	2	0	0	0.0	0	0
NFL TOTALS		23	6	28	400	14.3	63	2	1	-3	-3.0	0	0

SINGLE-GAME HIGHS: RUSHING/RECEIVING

Rush Attempts 1 at New York Giants, Oct 24, 2021

Receptions 4 at Tampa Bay Buccaneers, Jan 01, 2023
...2 more at 4.

Receiving Yards 86 vs. Tampa Bay Buccaneers, Dec 26, 2021

Receiving Average 28.7 vs. Tampa Bay Buccaneers, Dec 26, 2021

Longest Receptions 63 vs. Tampa Bay Buccaneers, Dec 26, 2021

Receiving TDs 1 at Tampa Bay Buccaneers, Jan 01, 2023
...1 more at 1.

All-Purpose Yards 86 vs. Tampa Bay Buccaneers, Dec 26, 2021

Kickoff Returns 1 vs. Minnesota Vikings, Oct 17, 2021

Kickoff Return Yards 24 vs. Minnesota Vikings, Oct 17, 2021

Longest Kickoff Return 24 vs. Minnesota Vikings, Oct 17, 2021

Fair Catches 2 at Baltimore Ravens, Nov 20, 2022
...1 more at 2.

Punt Return Yards 46 at Atlanta Falcons, Oct 30, 2022

Longest Punt Return 22 at Atlanta Falcons, Oct 30, 2022

Punt Returns 4 at Atlanta Falcons, Oct 30, 2022

Punt Return Average 11.5 at Atlanta Falcons, Oct 30, 2022

Most TDs 1 at Tampa Bay Buccaneers, Jan 01, 2023
...1 more at 1.

Miscellaneous Tackles 1 vs. Tampa Bay Buccaneers, Dec 26, 2021

2022 GAME-BY-GAME REGULAR-SEASON STATISTICS (PANTHERS)

DATE	OPPONENT	P/S	RECEIVING					RUSHING					W/L	SCORE
			NO.	YDS.	AVG.	LG	TD	NO.	YDS.	AVG.	LG	TD		
09/11	Browns	S	1	12	12.0	12	0	0	0	0.0	0	0	L	24-26
09/18	at Giants	S	1	2	2.0	2	0	0	0	0.0	0	0	L	16-19
09/25	Saints	P	2	22	11.0	24	0	0	0	0.0	0	0	W	22-14
10/02	Cardinals	S	0	0	0.0	0	0	0	0	0.0	0	0	L	16-26
10/09	49ers	P	4	69	17.3	31	0	0	0	0.0	0	0	L	15-37
10/16	at Rams	S	0	0	0.0	0	0	0	0	0.0	0	0	L	10-24
10/23	Buccaneers	P	0	0	0.0	0	0	0	0	0.0	0	0	W	21-3
10/30	at Falcons	P	0	0	0.0	0	0	0	0	0.0	0	0	L	34-37+
11/06	at Bengals	P	1	20	20.0	20	0	0	0	0.0	0	0	L	21-42
11/10	Falcons	P	1	17	17.0	17	0	0	0	0.0	0	0	W	25-15
11/20	at Ravens	S	4	26	6.5	10	0	0	0	0.0	0	0	L	3-13
11/27	Broncos	P	0	0	0.0	0	0	0	0	0.0	0	0	W	23-10
12/11	at Seahawks	P	2	17	8.5	13t	1	0	0	0.0	0	0	W	30-24
12/18	Steelers	P	1	24	24.0	24	0	0	0	0.0	0	0	L	16-24
12/24	Lions	P	1	17	17.0	17	0	0	0	0.0	0	0	W	37-23
01/01	at Buccaneers	S	4	70	17.5	38	1	0	0	0.0	0	0	L	24-30
01/08	at Saints	P	0	0	0.0	0	0	0	0	0.0	0	0	W	10-7
2022 TOTALS		17-6	22	296	13.5	38	2	0	0	0.0	0	0	7-10	

+ - Overtime



**TAYLOR
STALLWORTH**
6'2" // 300

**SOUTH CAROLINA
MOBILE, ALA.**

**78
DE**

EXPERIENCE (YEARS)

NFL

PANTHERS

5

1

BIRTHDATE

8.18.95

ACQUIRED

FA-23

PRO CAREER

- **2022:** Started the season with the Kansas City Chiefs where he appeared in six games and racked up four total tackles...Finished the season with the Houston Texans and appeared in one game, tallying four total tackles against Dallas in Week 14.
- **2021:** Appeared in 16 games for the Colts while making one start...Tallied a career-high 16 total tackles, including four tackles for loss and 12 quarterback hits...Racked up a career-high 3.0 sacks.
- **2020:** Played in 16 games for the Indianapolis Colts while starting one contest...Recorded 12 total tackles, 0.5 sacks and a fumble recovery.
- **2019:** Played in four games...Racked up eight total tackles.
- **2018:** Appeared in 14 games as a rookie for the New Orleans Saints...Logged eight total tackles, including a tackle for loss and quarterback hit...Tacked on a fumble recovery and a sack.

TRANSACTIONS

- Signed by the New Orleans Saints as an undrafted free agent (5/8/18)...Released by New Orleans (9/17/19)...Signed to New Orleans practice squad (9/20/19)...Released by New Orleans (8/3/20)...Signed by Indianapolis (8/10/20)...Signed by Kansas City (4/5/22)...Released by Kansas City (8/30/22)...Signed to Kansas City's practice squad (8/31/22)...Released by Kansas City (12/6/22)...Acquired from waiver by Houston (12/7/22)...Re-signed by Houston (3/6/22)...Released by Houston (5/30/23).

COLLEGE & PERSONAL

- Appeared in 43 career games and made 31 starts during his time at South Carolina (2014-17)...Finished his career with 87 total tackles, including 6.5 tackles for loss and a sack...As a senior in 2017, started all 13 games and finished the year with 30 tackles, including 2.5 tackles for loss...Also had a pair of passes defended and a team-leading 10 quarterback hurries...Started all 13 games as a junior...Finished the season with 41 total tackles, including three tackles for loss and a sack...Played in nine contests, making five starts as a sophomore...Credited with eight tackles...Saw action in eight games as a freshman, finishing the season with eight total tackles...A native of Mobile, Ala...Attended Murphy HS.

TAYLOR STALLWORTH'S NFL REGULAR SEASON DEFENSIVE STATISTICS

DATE	TEAM	GP	GS	TACKLES							INTERCEPTIONS					O. FUMB			ST			MISC																
				TK	S	A	TFL	YDS	SK	YDS	QBH	NO	YDS	LG	TD	PD	FF	FR	TD	YDS	TK	S	A	FF	FR	S	A											
2018	Saints	14	0	8	6	2	1	2	1.0	0.0	0	0	0	0	0	0	1	0	0	0	0	0	0	0	0	0	0	0	0	0	0	0	0	0	0			
2019	Saints	4	0	8	5	3	0	0	0.0	0.0	0	0	0	0	0	0	0	0	0	0	0	0	0	0	0	0	0	0	0	0	0	0	0	0	0			
2020	Colts	16	1	12	5	7	1	2	0.5	2.5	1	0	0	0	0	0	1	0	0	0	0	0	0	0	0	0	0	0	0	0	0	0	0	0	0	0		
2021	Colts	16	1	16	11	5	4	19	3.0	18.0	12	0	0	0	0	1	0	0	0	0	0	0	0	0	0	0	0	0	0	0	0	0	0	0	0	0	0	
2022	Chiefs	6	0	4	1	3	0	0	0.0	0.0	0	0	0	0	0	0	0	0	0	0	0	0	0	0	0	0	0	0	0	0	0	0	0	0	0	0	0	
2022	Texans	1	0	4	2	2	1	2	0.0	0.0	0	0	0	0	0	0	0	0	0	0	0	0	0	0	0	0	0	0	0	0	0	0	0	0	0	0	0	0
2022	TOTAL	7	0	8	3	5	1	2	0.0	0.0	0	0	0	0	0	0	0	0	0	0	0	0	0	0	0	0	0	0	0	0	0	0	0	0	0	0	0	
NFL TOTALS		57	2	52	30	22	7	25	4.5	20.5	14	0	0	0	0	1	0	2	0	0	0	0	0	0	0	0	0	0	0	0	0	0	0	0	0	0	0	

TAYLOR STALLWORTH'S NFL POSTSEASON DEFENSIVE STATISTICS

DATE	TEAM	GP	GS	TACKLES							INTERCEPTIONS					O. FUMB			ST			MISC																
				TK	S	A	TFL	YDS	SK	YDS	QBH	NO	YDS	LG	TD	PD	FF	FR	TD	YDS	TK	S	A	FF	FR	S	A											
2018	Saints	2	0	5	2	3	0	0	0.0	0.0	0	0	0	0	0	0	0	0	0	0	0	0	0	0	0	0	0	0	0	0	0	0	0	0	0	0	0	
2019	Saints	1	0	1	1	0	0	0	0.0	0.0	0	0	0	0	0	0	0	0	0	0	0	0	0	0	0	0	0	0	0	0	0	0	0	0	0	0	0	0
2020	Colts	1	0	1	0	1	0	0	0.0	0.0	0	0	0	0	0	0	0	0	0	0	0	0	0	0	0	0	0	0	0	0	0	0	0	0	0	0	0	0
NFL TOTALS		4	0	7	3	4	0	0	0.0	0.0	0	0	0	0	0	0	0	0	0	0	0	0	0	0	0	0	0	0	0	0	0	0	0	0	0	0	0	

SINGLE-GAME HIGHS: DEFENSIVE

Total Tackles 4 at Dallas Cowboys, Dec 11, 2022
...3 more at 4.

Solo Tackles 4 vs. Jacksonville Jaguars, Nov 14, 2021

Sacks 2.0 vs. New York Jets, Nov 04, 2021

Passes Defended 1 vs. New York Jets, Nov 04, 2021

Fumble Recoveries 1 at Las Vegas Raiders, Dec 13, 2020
...1 more at 1.

Tackles For Loss 2 vs. New York Jets, Nov 04, 2021

SINGLE-GAME HIGHS - POSTSEASON: DEFENSIVE

Total Tackles 3 vs. Philadelphia Eagles, Jan 13, 2019
 2 vs. Los Angeles Rams, Jan 20, 2019
 1 at Buffalo Bills, Jan 09, 2021
 1 vs. Minnesota Vikings, Jan 05, 2020

Solo Tackles 2 vs. Philadelphia Eagles, Jan 13, 2019
 1 vs. Minnesota Vikings, Jan 05, 2020

2022 GAME-BY-GAME REGULAR-SEASON STATISTICS (CHIEFS/TEXANS)

DATE	OPPONENT	P/S	TACKLES							INTERCEPTIONS				O. FUMB			ST			MISC			W/L	SCORE				
			TK	S	A	SK	YDS	TFL	YDS	QBH	NO	YDS	LG	TD	PD	FF	FR	TD	YDS	TK	S	A			FF	FR	S	A
09/11	at Cardinals		PRACTICE SQUAD																				W	44-21				
09/15	Chargers		PRACTICE SQUAD																				W	27-24				
09/25	at Colts		PRACTICE SQUAD																				L	17-20				
10/02	at Buccaneers		PRACTICE SQUAD																				W	41-31				
10/10	Raiders		PRACTICE SQUAD																				W	30-29				
10/16	Bills		ON INACTIVE LIST																				L	20-24				
10/23	at 49ers	P	0	0	0	0.0	0.0	0	0	0	0	0	0	0	0	0	0	0	0	0	0	0	0	0	0	0	W	44-23
11/06	Titans	P	2	1	1	0.0	0.0	0	0	0	0	0	0	0	0	0	0	0	0	0	0	0	0	0	0	0	W	20-17+
11/13	Jaguars	P	0	0	0	0.0	0.0	0	0	0	0	0	0	0	0	0	0	0	0	0	0	0	0	0	0	0	W	27-17
11/20	at Chargers	P	0	0	0	0.0	0.0	0	0	0	0	0	0	0	0	0	0	0	0	0	0	0	0	0	0	0	W	30-27
11/27	Rams	P	1	0	1	0.0	0.0	0	0	0	0	0	0	0	0	0	0	0	0	0	0	0	0	0	0	0	W	26-10
12/04	at Bengals	P	1	0	1	0.0	0.0	0	0	0	0	0	0	0	0	0	0	0	0	0	0	0	0	0	0	0	L	24-27
Went from Chiefs to Texans.																												
12/11	at Cowboys	P	4	2	2	0.0	0.0	1	2	0	0	0	0	0	0	0	0	0	0	0	0	0	0	0	0	0	L	23-27
12/18	Chiefs		INJURED RESERVE																				L	24-30+				
12/24	at Titans		INJURED RESERVE																				W	19-14				
01/01	Jaguars		INJURED RESERVE																				L	3-31				
01/08	at Colts		INJURED RESERVE																				W	32-31				
2022 TOTALS			7-0	8	3	5	0.0	0.0	1	2	0	0	0	0	0	0	0	0	0	0	0	0	0	0	0	0	11-6	

+ - Overtime

PRO CAREER

- 2022: Appeared in 14 games...Made two catches for 46 receiving yards.
- 2021: Appeared in three games for Carolina in 2021.
- 2020: Spent most of the 2020 season on the Seattle practice squad, seeing action at both tight end and defensive end...Played in one game in Week 8, made one tackle as a defensive end.

TRANSACTIONS

- Drafted by Seattle in the seventh round (251st overall) of the 2020 NFL Draft...Waived by Seattle (9/5/20)...Signed to Seattle practice squad (9/6/20)...Activated to Seattle active roster (10/31/20)...Reverted to Seattle practice squad (11/2/20)...Placed on practice squad/injured reserve by Seattle (11/23)...Signed reserve/future contract with Carolina (2/3/21)...Waived by Carolina (8/31/21)...Signed to Carolina's practice squad (9/1/21).

COLLEGE & PERSONAL

- Played in 49 games with 11 starts in four seasons (2016-19) at LSU...Recorded 46 receptions for 712 yards and three touchdowns...Caught 12 passes for 130 yards as a senior...As a junior, he was second on the team in receiving with 23 receptions for 363 yards, with two touchdowns...Went to Donaldsville HS in Donaldsville, La.

STEPHEN SULLIVAN'S NFL REGULAR SEASON RUSHING/RECEIVING STATISTICS

DATE	TEAM	GP	GS	RECEIVING					RUSHING				
				NO.	YDS.	AVG.	LG	TD	NO.	YDS.	AVG.	LG	TD
2020	Seahawks	1	0	0	0	0.0	0	0	0	0	0.0	0	0
2021	Panthers	3	0	0	0	0.0	0	0	0	0	0.0	0	0
2022	Panthers	14	0	2	46	23.0	33	0	0	0	0.0	0	0
NFL TOTALS		18	0	2	46	23.0	33	0	0	0	0.0	0	0

SINGLE-GAME HIGHS: RUSHING/RECEIVING

Longest Receptions 33 at Atlanta Falcons, Oct 30, 2022

Longest Kickoff Return 5 vs. Arizona Cardinals, Oct 02, 2022

SINGLE-GAME HIGHS: DEFENSIVE

Total Tackles 1 vs. San Francisco 49ers, Nov 01, 2020

2022 GAME-BY-GAME REGULAR-SEASON STATISTICS (PANTHERS)

DATE	OPPONENT	P/S	RECEIVING					RUSHING					W/L	SCORE	
			NO.	YDS.	AVG.	LG	TD	NO.	YDS.	AVG.	LG	TD			
09/11	Browns		ON INACTIVE LIST											L	24-26
09/18	at Giants	P	1	13	13.0	13	0	0	0	0.0	0	0	0	L	16-19
09/25	Saints	P	0	0	0.0	0	0	0	0	0.0	0	0	W	22-14	
10/02	Cardinals	P	0	0	0.0	0	0	0	0	0.0	0	0	L	16-26	
10/09	49ers		ON INACTIVE LIST											L	15-37
10/16	at Rams	P	0	0	0.0	0	0	0	0	0.0	0	0	L	10-24	
10/23	Buccaneers	P	0	0	0.0	0	0	0	0	0.0	0	0	W	21-3	
10/30	at Falcons	P	1	33	33.0	33	0	0	0	0.0	0	0	L	34-37+	
11/06	at Bengals		ON INACTIVE LIST											L	21-42
11/10	Falcons	P	0	0	0.0	0	0	0	0	0.0	0	0	W	25-15	
11/20	at Ravens	P	0	0	0.0	0	0	0	0	0.0	0	0	L	3-13	
11/27	Broncos	P	0	0	0.0	0	0	0	0	0.0	0	0	W	23-10	
12/11	at Seahawks	P	0	0	0.0	0	0	0	0	0.0	0	0	W	30-24	
12/18	Steelers	P	0	0	0.0	0	0	0	0	0.0	0	0	L	16-24	
12/24	Lions	P	0	0	0.0	0	0	0	0	0.0	0	0	W	37-23	
01/01	at Buccaneers	P	0	0	0.0	0	0	0	0	0.0	0	0	L	24-30	
01/08	at Saints	P	0	0	0.0	0	0	0	0	0.0	0	0	W	10-7	
2022 TOTALS		14-0	2	46	23.0	33	0	0	0	0.0	0	0	0	7-10	

+ - Overtime

KEITH TAYLOR JR.
6'3" // 195
WASHINGTON
LONG BEACH, CALIF.

28
CB

EXPERIENCE (YEARS)		BIRTHDATE	ACQUIRED
NFL	PANTHERS	5.3.99	DSB-21
3	3		

PRO CAREER

- **2022:** Appeared in 17 games this season with two starts...Finished the season with 29 total tackles and three passes defended.
- **2021:** Saw action in all 17 games of 2021, making three starts...Made his first career start against the Atlanta Falcons in Week 8...recorded a career-high 10 tackles to go along with 3 passes defended and a forced fumble against the Minnesota Vikings in Week 6...Finished his rookie campaign with 38 combined tackles, including 1 tackle for loss.

TRANSACTIONS

- Selected by Carolina in the fifth round (166th overall) of the 2021 NFL Draft.

COLLEGE & PERSONAL

Played four seasons at Washington from 2017-20...Recorded 91 total tackles in his career at Washington, 3.5 for a loss...Had 10 passes defended...He started all 20 games in his last two seasons combined...A Junior in 2019, posted career-highs in total tackles (59), tackles for loss (2.0) and pass breakups (5)...Attended the 2021 Senior Bowl in Alabama...Went to Servite High School in Long Beach, Calif.

KEITH TAYLOR JR.'S NFL REGULAR SEASON DEFENSIVE STATISTICS

DATE	TEAM	GP	GS	TACKLES							INTERCEPTIONS				O. FUMB			ST			MISC						
				TK	S	A	TFL	YDS	SK	YDS	QBH	NO	YDS	LG	TD	PD	FF	FR	TD	YDS	TK	S	A	FF	FR	S	A
2021	Panthers	17	3	37	30	7	1	5	0.0	0.0	0	0	0	0	0	3	1	0	0	0	1	1	0	0	0	0	0
2022	Panthers	17	2	28	23	5	0	0	0.0	0.0	0	0	0	0	0	3	0	0	0	0	1	1	0	0	2	0	0
NFL TOTALS		34	5	65	53	12	1	5	0.0	0.0	0	0	0	0	6	1	0	0	0	2	2	0	0	2	0	0	

SINGLE-GAME HIGHS: DEFENSIVE

Total Tackles	10 vs. Minnesota Vikings, Oct 17, 2021	Forced Fumbles	1 vs. Minnesota Vikings, Oct 17, 2021
Solo Tackles	10 vs. Minnesota Vikings, Oct 17, 2021	Tackles For Loss	1 vs. Philadelphia Eagles, Oct 10, 2021
Passes Defensed	3 vs. Minnesota Vikings, Oct 17, 2021	Special Teams Tackles	1 vs. New Orleans Saints, Sep 19, 2021

2022 GAME-BY-GAME REGULAR-SEASON STATISTICS (PANTHERS)

DATE	OPPONENT	P/S	TACKLES							INTERCEPTIONS				O. FUMB			ST			MISC			SCORE				
			TK	S	A	SK	YDS	TFL	YDS	QBH	NO	YDS	LG	TD	PD	FF	FR	TD	YDS	TK	S	A		FF	FR	S	A
09/11	Browns	P	0	0	0	0.0	0.0	0	0	0	0	0	0	0	0	0	0	0	0	0	0	0	0	0	0	L	24-26
09/18	at Giants	P	0	0	0	0.0	0.0	0	0	0	0	0	0	0	0	0	0	0	0	0	0	0	0	0	0	L	16-19
09/25	Saints	P	1	1	0	0.0	0.0	0	0	0	0	0	0	0	0	0	0	0	0	0	0	0	0	0	0	W	22-14
10/02	Cardinals	P	0	0	0	0.0	0.0	0	0	0	0	0	0	0	0	0	0	0	0	0	0	0	1	0	0	L	16-26
10/09	49ers	P	0	0	0	0.0	0.0	0	0	0	0	0	0	0	0	0	0	0	0	0	0	0	0	0	0	L	15-37
10/16	at Rams	P	6	5	1	0.0	0.0	0	0	0	0	0	0	0	0	0	0	0	0	0	0	0	0	0	0	L	10-24
10/23	Buccaneers	P	2	2	0	0.0	0.0	0	0	0	0	0	0	0	0	0	0	0	0	0	0	0	0	0	0	W	21-3
10/30	at Falcons	P	1	1	0	0.0	0.0	0	0	0	0	0	0	0	2	0	0	0	0	0	0	0	0	0	0	L	34-37+
11/06	at Bengals	S	4	4	0	0.0	0.0	0	0	0	0	0	0	0	1	0	0	0	0	0	0	0	0	0	0	L	21-42
11/10	Falcons	P	0	0	0	0.0	0.0	0	0	0	0	0	0	0	0	0	0	0	0	1	1	0	0	0	0	W	25-15
11/20	at Ravens	P	1	1	0	0.0	0.0	0	0	0	0	0	0	0	0	0	0	0	0	0	0	0	0	0	0	L	3-13
11/27	Broncos	P	1	1	0	0.0	0.0	0	0	0	0	0	0	0	0	0	0	0	0	0	0	0	0	0	0	W	23-10
12/11	at Seahawks	P	0	0	0	0.0	0.0	0	0	0	0	0	0	0	0	0	0	0	0	0	0	0	1	0	0	W	30-24
12/18	Steelers	P	8	6	2	0.0	0.0	0	0	0	0	0	0	0	0	0	0	0	0	0	0	0	0	0	0	L	16-24
12/24	Lions	P	1	1	0	0.0	0.0	0	0	0	0	0	0	0	0	0	0	0	0	0	0	0	0	0	0	W	37-23
01/01	at Buccaneers	S	3	1	2	0.0	0.0	0	0	0	0	0	0	0	0	0	0	0	0	0	0	0	0	0	0	L	24-30
01/08	at Saints	P	0	0	0	0.0	0.0	0	0	0	0	0	0	0	0	0	0	0	0	0	0	0	0	0	0	W	10-7
2022 TOTALS			17-2	28	23	5	0.0	0.0	0	0	0	0	0	3	0	0	0	0	1	1	0	0	2	0	0	7-10	
+- - Overtime																											



SAM TECKLENBURG
 6'4" // 310
 BAYLOR
 PLANO, TEXAS

68
C

EXPERIENCE (YEARS)		BIRTHDATE	ACQUIRED
NFL	PANTHERS	1.31.97	FA-22
2	4		

PRO CAREER

- 2022: Spent the season on Carolina's practice squad.
- 2021: Saw action in 15 games, making one start at center in Week 16.
- 2020: Saw action in two games in rookie season in 2020 for Carolina.

TRANSACTIONS

- Signed as an undrafted free agent with Carolina (4/30/20)...Waived by Carolina (9/5/20)...Signed to Carolina practice squad (9/6/20)...Signed to Carolina's active roster from the practice squad (10/20/20)...Released by Carolina (11/5/20)...Signed to Carolina's practice squad (11/7/20)...Signed a reserve future contract with Carolina (1/4/21)...Waived by Carolina (8/31/21)...Signed to Carolina's practice squad (9/1/21)...Released by Carolina (8/30/22)... Signed to Carolina's practice squad (8/31/22).

COLLEGE & PERSONAL

- Spent five years at Baylor where he became a key team leader and anchor of the offensive line...Finished his career with 39 consecutive starts...Started all 14 games for the Bears as a fifth-year senior in 2019...Earned Second-Team All-Big 12 honors...Named 2019 Preseason All-Big 12...Earned the team's Academic Award at the conclusion of spring ball 2019...Started all 13 games at center in 2018...Named 2018 Academic All-Big 12 second team...Named Third-Team Preseason All-Big 12 and to the preseason 2018 Rimington Trophy watch list...Started all 12 games in 2017, making two starts at left guard before switching to center for the final 10 games...Transitioned to offensive line after spending his first two seasons at tight end...Played in all 13 games and made two starts at tight end in 2016...Recorded three catches for 40 yards and a touchdown on the year...Redshirted as a true freshman in 2015. Attended Plano High School in Plano, Texas...Two-way athlete played tight end, offensive line and defensive tackle...Completed undergraduate degree in sociology in Dec. 2018.

SAM TECKLENBURG'S NFL REGULAR SEASON STATISTICS

DATE	TEAM	GP	GS
2020	Panthers	2	0
2021	Panthers	15	1
2022	Panthers	0	0
NFL TOTALS		17	1

2022 GAME-BY-GAME REGULAR-SEASON STATISTICS (PANTHERS)

DATE	OPPONENT	P/S		W/L	SCORE
09/11	Browns		PRACTICE SQUAD	L	24-26
09/18	at Giants		PRACTICE SQUAD	L	16-19
09/25	Saints		PRACTICE SQUAD	W	22-14
10/02	Cardinals		PRACTICE SQUAD	L	16-26
10/09	49ers		PRACTICE SQUAD	L	15-37
10/16	at Rams		PRACTICE SQUAD	L	10-24
10/23	Buccaneers		PRACTICE SQUAD	W	21-3
10/30	at Falcons		PRACTICE SQUAD	L	34-37+
11/06	at Bengals		PRACTICE SQUAD	L	21-42
11/10	Falcons		PRACTICE SQUAD	W	25-15
11/20	at Ravens		PRACTICE SQUAD	L	3-13
11/27	Broncos		PRACTICE SQUAD	W	23-10
12/11	at Seahawks		PRACTICE SQUAD	W	30-24
12/18	Steelers		PRACTICE SQUAD	L	16-24
12/24	Lions		PRACTICE SQUAD	W	37-23
01/01	at Buccaneers		INACTIVE	L	24-30
01/08	at Saints		ON INACTIVE LIST	W	10-7
2022 TOTALS		0-0		7-10	

+ - Overtime

ADAM THIELEN
6'2" // 200
MINNESOTA STATE
DETROIT LAKES, MN

19
WR

EXPERIENCE (YEARS)
NFL: 10, Panthers: 1

BIRTHDATE: 8.22.90

ACQUIRED: FA-23

PRO CAREER

- **2022:** Started in all 17 games for the Vikings, finishing the season with 70 receptions for 716 yards and six touchdowns...Finished the season ranked third all-time in Vikings history in career receptions (534) and receiving touchdowns (55).
- **2021:** Played and started in 13 contests, hauled in 67 catches for 726 yards and 10 touchdowns...His 10 receiving touchdowns tied for the sixth-most league-wide.
- **2020:** Started and played in 15 games for the Vikings...Racked up 925 receiving yards and a career-high 14 touchdowns on 74 receptions...His 14 receiving touchdowns ranked third league-wide.
- **2019:** Appeared and started 10 games, hauling in 30 receptions for 418 yards and six touchdowns...Also rushed four times for six yards and one touchdown.
- **2018:** Started all 16 games and named to his second Pro Bowl...Set career-highs in receptions (113) and receiving yards (1,373)...Tied for fourth league-wide in receptions and finished the season ranked ninth in receiving yards...Started the season with eight straight games of 100+ receiving yards.
- **2017:** Started all 16 games and named to his first career Pro Bowl and Second-team All-Pro...Hauled in 91 receptions for 1,276 yards and four touchdowns...Finished the season ranked fifth in receiving yards.
- **2016:** Appeared in all 16 games while making 10 starts for the Vikings...Racked up 967 receiving yards and five touchdowns on 69 receptions.
- **2015:** Played in all 16 games on the season while starting two contests...recorded 144 receiving yards on 12 catches (12.0 ypc)...Also rushed for a career-high 89 yards on four carries.
- **2014:** Appeared in all 16 games while making two starts...Hauled in eight catches for 137 yards on the season.

TRANSACTIONS

- Signed by the Minnesota Vikings as an undrafted free agent (5/6/13)...Released by the Vikings (8/31/13)...Signed to Minnesota's practice squad (9/1/13)...Signed to a reserve/future contract by the Vikings (12/30/13)...Re-signed with Minnesota (3/7/16)...Re-signed to a three-year contract with the Vikings (3/21/17)...Signed a four-year contract extension with Minnesota (4/12/19)...Released by the Vikings (3/10/23)...Signed with the Carolina Panthers (3/19/23).

COLLEGE & PERSONAL

- Started 37 of his 46 games played at Minnesota State after redshirting his freshman year (2008-12)...Ended his college career ranked second in school history in receptions (198), third in receiving yards (2,802), third in receiving touchdowns (20), third in punt return yards (582) and third in punt returns (57)...Had 74 receptions for 1,176 yards and eight touchdowns as a senior...Named First-Team All-Northern Sun Conference South Division as a senior and Second-Team as a junior...A native of Detroit Lakes, MN...Attended Detroit Lakes HS.

ADAM THIELEN'S NFL REGULAR SEASON RUSHING/RECEIVING STATISTICS

DATE	TEAM	RECEIVING							RUSHING				
		GP	GS	NO.	YDS.	AVG.	LG	TD	NO.	YDS.	AVG.	LG	TD
2014	Vikings	16	2	8	137	17.1	44t	1	0	0	0.0	0	0
2015	Vikings	16	2	12	144	12.0	30	0	4	89	22.3	41	0
2016	Vikings	16	10	69	967	14.0	71t	5	2	15	7.5	11	0
2017	Vikings	16	16	91	1,276	14.0	65t	4	1	11	11.0	11	0
2018	Vikings	16	16	113	1,373	12.2	68	9	5	30	6.0	15	0
2019	Vikings	10	10	30	418	13.9	44	6	4	6	1.5	3	1
2020	Vikings	15	15	74	925	12.5	51	14	3	15	5.0	8	0
2021	Vikings	13	13	67	726	10.8	35	10	1	2	2.0	2	0
2022	Vikings	17	17	70	716	10.2	36	6	1	4	4.0	4	0
NFL TOTALS		135	101	534	6,682	12.5	71T	55	21	172	8.2	41	1

ADAM THIELEN'S NFL POSTSEASON RUSHING/RECEIVING STATISTICS

DATE	TEAM	RECEIVING							RUSHING				
		GP	GS	NO.	YDS.	AVG.	LG	TD	NO.	YDS.	AVG.	LG	TD
2015	Vikings	1	0	0	0	0.0	0	0	0	0	0.0	0	0
2017	Vikings	2	2	9	102	11.3	24	0	0	0	0.0	0	0
2019	Vikings	2	1	12	179	14.9	43	0	1	3	3.0	3	0
2022	Vikings	1	1	3	50	16.7	25	0	0	0	0.0	0	0
NFL TOTALS		6	4	24	331	13.8	43	0	1	3	3.0	3	0

SINGLE-GAME HIGHS: RUSHING/RECEIVING

Rush Attempts	2 at Green Bay Packers, Jan 03, 2016
Rushing Yards	67 at Green Bay Packers, Jan 03, 2016
Longest Runs	41 at Green Bay Packers, Jan 03, 2016
Rushing TDs	1 vs. Oakland Raiders, Sep 22, 2019
Receptions	14 vs. Buffalo Bills, Sep 23, 2018
Receiving Yards	202 at Green Bay Packers, Dec 24, 2016
Receiving Average	25.3 at Jacksonville Jaguars, Dec 11, 2016
Longest Receptions	71t at Green Bay Packers, Dec 24, 2016
Receiving TDs	2 at San Francisco 49ers, Nov 28, 2021 ...7 more at 2.
All-Purpose Yards	225 at Green Bay Packers, Dec 24, 2016

Kickoff Returns	1 at Green Bay Packers, Dec 24, 2016 ...3 more at 1.
Kickoff Return Yards	21 vs. Green Bay Packers, Nov 23, 2014
Longest Kickoff Return	21 vs. Green Bay Packers, Nov 23, 2014
Fair Catches	2 at Detroit Lions, Nov 24, 2016
Punt Return Yards	9 at Jacksonville Jaguars, Dec 11, 2016
Longest Punt Return	9 at Jacksonville Jaguars, Dec 11, 2016
Punt Returns	2 vs. Dallas Cowboys, Dec 01, 2016 ...1 more at 2.
Special Teams Tackles	2 at Tennessee Titans, Sep 11, 2016 ...5 more at 2.
Most TDs	2 at San Francisco 49ers, Nov 28, 2021 ...8 more at 2.
Miscellaneous Tackles	1 vs. Green Bay Packers, Sep 13, 2020 ...4 more at 1.

SINGLE-GAME HIGHS - POSTSEASON: RUSHING/RECEIVING

Rush Attempts	1 at New Orleans Saints, Jan 05, 2020
Rushing Yards	3 at New Orleans Saints, Jan 05, 2020
Longest Runs	3 at New Orleans Saints, Jan 05, 2020
Receptions	7 at New Orleans Saints, Jan 05, 2020 6 vs. New Orleans Saints, Jan 14, 2018 5 at San Francisco 49ers, Jan 11, 2020 3 at Philadelphia Eagles, Jan 21, 2018
Receiving Yards	129 at New Orleans Saints, Jan 05, 2020 74 vs. New Orleans Saints, Jan 14, 2018 50 at San Francisco 49ers, Jan 11, 2020 28 at Philadelphia Eagles, Jan 21, 2018

Receiving Average	18.4 at New Orleans Saints, Jan 05, 2020 12.3 vs. New Orleans Saints, Jan 14, 2018 10.0 at San Francisco 49ers, Jan 11, 2020 9.3 at Philadelphia Eagles, Jan 21, 2018
Longest Receptions	43 at New Orleans Saints, Jan 05, 2020 34 at New Orleans Saints, Jan 05, 2020 24 vs. New Orleans Saints, Jan 14, 2018 19 at New Orleans Saints, Jan 05, 2020 17 at San Francisco 49ers, Jan 11, 2020
All-Purpose Yards	132 at New Orleans Saints, Jan 05, 2020 74 vs. New Orleans Saints, Jan 14, 2018 50 at San Francisco 49ers, Jan 11, 2020 28 at Philadelphia Eagles, Jan 21, 2018
Miscellaneous Tackles	1 at San Francisco 49ers, Jan 11, 2020 1 at Philadelphia Eagles, Jan 21, 2018

100-YARD RECEIVING GAMES (21): REGULAR SEASON

DATE	TEAM	NO.	YDS.	AVG.	LG	TD
10/09/16	TEXANS	7	127	18.1	36t	1
12/11/16	at Jaguars	4	101	25.3	41	0
12/24/16	at Packers	12	202	16.8	71t	2
09/11/17	SAINTS	9	157	17.4	44	0
11/12/17	at Commanders	8	166	20.8	49	1
11/19/17	RAMS	6	123	20.5	65t	1
12/10/17	at Panthers	6	105	17.5	52t	1
09/09/18	49ERS	6	102	17.0	34	0
09/16/18	at Packers	12	131	10.9	25	1
09/23/18	BILLS	14	105	7.5	19	0
09/27/18	at Rams	8	135	16.9	45t	1
10/07/18	at Eagles	7	116	16.6	68	1
10/14/18	CARDINALS	11	123	11.2	17	1
10/21/18	at Jets	9	110	12.2	34t	1
10/28/18	SAINTS	7	103	14.7	28	1
11/25/18	PACKERS	8	125	15.6	33	1
10/06/19	at Giants	7	130	18.6	44	2
09/13/20	PACKERS	6	110	18.3	37t	2
10/04/20	at Texans	8	114	14.3	39	1
11/22/20	COWBOYS	8	123	15.4	51	2
10/17/21	at Panthers	11	126	11.5	35	1

100-YARD RECEIVING GAMES (1): POSTSEASON

DATE	TEAM	NO.	YDS.	AVG.	LG	TD
01/05/20	at Saints	7	129	18.4	43	0

2022 GAME-BY-GAME REGULAR-SEASON STATISTICS (VIKINGS)

DATE	OPPONENT	P/S	RECEIVING					RUSHING					W/L	SCORE	
			NO.	YDS.	AVG.	LG	TD	NO.	YDS.	AVG.	LG	TD			
09/11	Packers	S	3	36	12.0	22	0	0	0	0.0	0	0	0	W	23-7
09/19	at Eagles	S	4	52	13.0	19	0	0	0	0.0	0	0	0	L	7-24
09/25	Lions	S	6	61	10.2	15	1	0	0	0.0	0	0	0	W	28-24
10/02	at Saints	S	8	72	9.0	16	0	0	0	0.0	0	0	0	W	28-25
10/09	Bears	S	4	27	6.8	13	0	0	0	0.0	0	0	0	W	29-22
10/16	at Dolphins	S	4	36	9.0	14	1	0	0	0.0	0	0	0	W	24-16
10/30	Cardinals	S	6	67	11.2	18	0	0	0	0.0	0	0	0	W	34-26
11/06	at Commanders	S	3	67	22.3	36	0	0	0	0.0	0	0	0	W	20-17
11/13	at Bills	S	5	49	9.8	21	0	0	0	0.0	0	0	0	W	33-30+
11/20	Cowboys	S	2	25	12.5	15	0	0	0	0.0	0	0	0	L	3-40
11/24	Patriots	S	9	61	6.8	16	1	0	0	0.0	0	0	0	W	33-26
12/04	Jets	S	2	27	13.5	25	0	0	0	0.0	0	0	0	W	27-22
12/11	at Lions	S	7	65	9.3	23t	1	0	0	0.0	0	0	0	L	23-34
12/17	Colts	S	3	41	13.7	21	1	0	0	0.0	0	0	0	W	39-36+
12/24	Giants	S	1	6	6.0	6	0	0	0	0.0	0	0	0	W	27-24
01/01	at Packers	S	1	16	16.0	16	0	0	0	0.0	0	0	0	L	17-41
01/08	at Bears	S	2	8	4.0	4t	1	1	4	4.0	4	0	0	W	29-13
2022 TOTALS		17-17	70	716	10.2	36	6	1	4	4.0	4	0	13-4		

+ - Overtime

2022 GAME-BY-GAME POSTSEASON STATISTICS (VIKINGS)

DATE	OPPONENT	P/S	RECEIVING					RUSHING					W/L	SCORE	
			NO.	YDS.	AVG.	LG	TD	NO.	YDS.	AVG.	LG	TD			
01/15	Giants	S	3	50	16.7	25	0	0	0	0.0	0	0	0	L	24-31
2022 TOTALS		1-1	3	50	16.7	25	0	0	0	0.0	0	0	0-1		

IAN THOMAS
6'4" // 260
INDIANA
BALTIMORE, MD.

80
TE

EXPERIENCE (YEARS)
NFL: 6, PANTHERS: 6

BIRTHDATE: 6.6.96

ACQUIRED: D4A-18

FRANCHISE RANKINGS

- His 333 receiving yards in 2018 were the most by a rookie tight end in franchise history.

PRO CAREER

- 2022: Started all 17 games this season...Posted 21 catches for 197 yards...Recorded a new career-long 50-yard reception in Week one against the Cleveland Browns.
- 2021: Played in all 17 games, making starts in 13 contests...Finished the season with 18 catches for 188 yards.
- 2019: Saw action in all 16 games with three starts for the Panthers in 2019...Posted 16 catches for 139 yards and one touchdown.
- 2018: Played in all 16 games with six starts for Carolina in 2018...Tallied 36 receptions for 333 yards and two touchdowns...Totaled the most receiving yards by a rookie tight end in Panthers history.

TRANSACTIONS

- Drafted by the Carolina Panthers in the fourth round of the 2018 Draft (101st overall)...Re-signed with Carolina (3/3/22).

COLLEGE & PERSONAL

- Played two seasons for Indiana after transferring from Nassau Community College (Garden City, N.Y.)...In 2017, was All-Big Ten Honorable Mention...Finished second among Big Ten tight ends with 15.0 yards per reception (4th nationally)...Tied for third among tight ends in the conference with five receiving touchdowns (T-12th nationally)...Averaged 37.6 receiving yards per game...His touchdowns and yardage rank seventh all-time on Indiana's single-season tight ends list...Went to Digital Harbor High School in Baltimore, Md...Also played basketball and ran track.

IAN THOMAS' NFL REGULAR SEASON RUSHING/RECEIVING STATISTICS

DATE	TEAM	RECEIVING							RUSHING				
		GP	GS	NO.	YDS.	AVG.	LG	TD	NO.	YDS.	AVG.	LG	TD
2018	Panthers	16	6	36	333	9.3	31	2	0	0	0.0	0	0
2019	Panthers	16	3	16	136	8.5	19	1	0	0	0.0	0	0
2020	Panthers	16	8	20	145	7.3	21	1	0	0	0.0	0	0
2021	Panthers	17	13	18	188	10.4	41	0	0	0	0.0	0	0
2022	Panthers	17	17	21	197	9.4	50	0	0	0	0.0	0	0
NFL TOTALS		82	47	111	999	9.0	50	4	0	0	0.0	0	0

SINGLE-GAME HIGHS: RUSHING/RECEIVING

Receptions 9 at Cleveland Browns, Dec 09, 2018
Receiving Yards 77 at Cleveland Browns, Dec 09, 2018
Receiving Average 12.7 vs. New York Giants, Oct 07, 2018
Longest Receptions 50 vs. Cleveland Browns, Sep 11, 2022
Receiving TDs 1 vs. Arizona Cardinals, Oct 04, 2020
 ...3 more at 1.

All-Purpose Yards 77 at Cleveland Browns, Dec 09, 2018
Special Teams Tackles 1 vs. New Orleans Saints, Sep 25, 2022
 ...1 more at 1.

Most TDs 1 vs. Arizona Cardinals, Oct 04, 2020
 ...3 more at 1.

Miscellaneous Tackles 1 at Miami Dolphins, Nov 28, 2021
 ...1 more at 1.

Longest Own Fumble Return 9 vs. New England Patriots, Nov 07, 2021

2022 GAME-BY-GAME REGULAR-SEASON STATISTICS (PANTHERS)

DATE	OPPONENT	P/S	RECEIVING					RUSHING					TD	W/L	SCORE
			NO.	YDS.	AVG.	LG	TD	NO.	YDS.	AVG.	LG	TD			
09/11	Browns	S	2	53	26.5	50	0	0	0	0.0	0	0	0	L	24-26
09/18	at Giants	S	1	13	13.0	13	0	0	0	0.0	0	0	0	L	16-19
09/25	Saints	S	2	13	6.5	9	0	0	0	0.0	0	0	0	W	22-14
10/02	Cardinals	S	1	6	6.0	6	0	0	0	0.0	0	0	0	L	16-26
10/09	49ers	S	2	8	4.0	6	0	0	0	0.0	0	0	0	L	15-37
10/16	at Rams	S	2	22	11.0	16	0	0	0	0.0	0	0	0	L	10-24
10/23	Buccaneers	S	1	3	3.0	3	0	0	0	0.0	0	0	0	W	21-3
10/30	at Falcons	S	1	2	2.0	2	0	0	0	0.0	0	0	0	L	34-37+
11/06	at Bengals	S	0	0	0.0	0	0	0	0	0.0	0	0	0	L	21-42
11/10	Falcons	S	0	0	0.0	0	0	0	0	0.0	0	0	0	W	25-15
11/20	at Ravens	S	3	24	8.0	12	0	0	0	0.0	0	0	0	L	3-13
11/27	Broncos	S	2	21	10.5	15	0	0	0	0.0	0	0	0	W	23-10
12/11	at Seahawks	S	2	11	5.5	8	0	0	0	0.0	0	0	0	W	30-24
12/18	Steelers	S	0	0	0.0	0	0	0	0	0.0	0	0	0	L	16-24
12/24	Lions	S	1	12	12.0	12	0	0	0	0.0	0	0	0	W	37-23
01/01	at Buccaneers	S	1	9	9.0	9	0	0	0	0.0	0	0	0	L	24-30
01/08	at Saints	S	0	0	0.0	0	0	0	0	0.0	0	0	0	W	10-7
2022 TOTALS		17-17	21	197	9.4	50	0	0	0	0.0	0	0	0	7-10	

+ - Overtime

PRO CAREER

- **2023:** Played four games for the Orlando Guardians (XFL)...Finished the season with eight receptions for 148 yards and three touchdowns.
- **2020:** Started the season with the Arizona Cardinals, appearing in four games...Finished the season playing in two games for the New England Patriots.
- **2019:** Played in five games while starting two contests for the Texans...Hauled in one catch for eight yards.
- **2018:** Appeared in 16 games while starting 10 contests for the Houston Texans...Finished the season with 20 receptions for 215 yards and four touchdowns.

TRANSACTIONS

- Drafted in the sixth round (211th overall) of the 2018 NFL Draft by the Houston Texans (5/11/18)...Released by the Texans (9/5/20)...Signed to the Arizona Cardinals practice squad (9/8/20)...Signed to the active roster (9/19/20)...Placed on the practice squad (9/21/20)...Placed on the active roster (9/22/20)...Released by Arizona (11/7/20)...Acquired from waivers by the New England Patriots (11/10/20)...Placed on the exempt/commissioner's permission list (11/10/20)...Reinstated (11/14/20)...Released by New England (12/30/20)...Signed by the Indianapolis Colts (1/5/21)...Released by Indianapolis (8/31/21)...Signed by the Detroit Lions (1/18/22)...Released by Detroit (3/23/22)...Signed by the Carolina Panthers (5/16/23).

COLLEGE & PERSONAL

- Played his final two seasons at Mississippi State (2016-17) after beginning his career at East Central Community College (Decatur, Miss.)...Appeared in 25 games at Mississippi State...Finishing his career with 31 receptions for 311 yards and four touchdowns as a tight end...As a senior, played in all 13 games with five starts...Finished the campaign as the team's third-leading receiver with 22 catches for 263 yards and three touchdowns...As a junior, played in the final 12 games of the season, catching nine passes for 48 yards and a score...At East Central Community College as a sophomore, caught 16 passes for 207 yards and three touchdowns...As a freshman, finished the year with 16 catches for 138 yards and one score.

JORDAN THOMAS' NFL REGULAR SEASON DEFENSIVE STATISTICS

DATE	TEAM	GP	GS	TACKLES							INTERCEPTIONS				O. FUMB			ST			MISC						
				TK	S	A	TFL	YDS	SK	YDS	QBH	NO	YDS	LG	TD	PD	FF	FR	TD	YDS	TK	S	A	FF	FR	S	A
2018	Texans	16	10	0	0	0	0	0	0	0	0	0	0	0	0	0	0	0	0	0	0	0	0	0	0	0	0
2019	Texans	5	2	0	0	0	0	0	0	0	0	0	0	0	0	0	0	0	0	0	0	0	0	0	0	0	0
2020	Cardinals	5	0	0	0	0	0	0	0	0	0	0	0	0	0	0	0	0	0	0	0	0	0	0	0	0	0
2021	Colts	0	0	0	0	0	0	0	0	0	0	0	0	0	0	0	0	0	0	0	0	0	0	0	0	0	0
NFL TOTALS		26	12	0	0	0	0	0	0	0	0	0	0	0	0	0	0	0	0	0	0	0	0	0	0	0	0

JORDAN THOMAS' NFL REGULAR SEASON RUSHING/RECEIVING STATISTICS

DATE	TEAM	GP	GS	RECEIVING					RUSHING				
				NO.	YDS.	AVG.	LG	TD	NO.	YDS.	AVG.	LG	TD
2018	Texans	16	10	20	215	10.8	39	4	0	0	0.0	0	0
2019	Texans	5	2	1	8	8.0	8	0	0	0	0.0	0	0
2020	Cardinals	5	0	1	3	3.0	3t	1	0	0	0.0	0	0
2021	Colts	0	0	0	0	0.0	0	0	0	0	0.0	0	0
NFL TOTALS		26	12	22	226	10.3	39	5	0	0	0.0	0	0

JORDAN THOMAS' NFL POSTSEASON RUSHING/RECEIVING STATISTICS

DATE	TEAM	GP	GS	RECEIVING					RUSHING				
				NO.	YDS.	AVG.	LG	TD	NO.	YDS.	AVG.	LG	TD
2018	Texans	1	1	0	0	0.0	0	0	0	0	0.0	0	0
2019	Texans	2	0	1	7	7.0	7	0	0	0	0.0	0	0
NFL TOTALS		3	1	1	7	7.0	7	0	0	0	0.0	0	0

JORDAN THOMAS' NFL REGULAR SEASON RETURN STATISTICS

DATE	TEAM	KICKOFF RETURNS					PUNT RETURNS					
		RET.	YDS.	AVG.	LG	TD	NO.	FC	YDS.	AVG.	LG	TD
2018	Texans	0	0	0.0	0	0	0	0	0	0.0	0	0
2019	Texans	0	0	0.0	0	0	0	0	0	0.0	0	0
2020	Cardinals	0	0	0.0	0	0	0	0	0	0.0	0	0
2021	Colts	0	0	0.0	0	0	0	0	0	0.0	0	0
NFL TOTALS		0	0	0.0	0	0	0	0	0	0.0	0	0

JORDAN THOMAS' NFL POSTSEASON RETURN STATISTICS

DATE	TEAM	KICKOFF RETURNS					PUNT RETURNS					
		RET.	YDS.	AVG.	LG	TD	NO.	FC	YDS.	AVG.	LG	TD
2018	Texans	0	0	0.0	0	0	0	0	0	0.0	0	0
2019	Texans	0	0	0.0	0	0	0	0	0	0.0	0	0
NFL TOTALS		0	0	0.0	0	0	0	0	0	0.0	0	0

SINGLE-GAME HIGHS: RECEIVING

Receptions 4 vs. Indianapolis Colts, Dec 09, 2018
...1 more at 4.

Receiving Yards 53 vs. New York Giants, Sep 23, 2018

Receiving Average 10.7 vs. Cleveland Browns, Dec 02, 2018

Longest Receptions 39 vs. New York Giants, Sep 23, 2018

Receiving TDs 2 vs. Miami Dolphins, Oct 25, 2018

All-Purpose Yards 53 vs. New York Giants, Sep 23, 2018

Most TDs 2 vs. Miami Dolphins, Oct 25, 2018

SINGLE-GAME HIGHS - POSTSEASON: RECEIVING

Receptions 1 at Kansas City Chiefs, Jan 12, 2020

Receiving Yards 7 at Kansas City Chiefs, Jan 12, 2020

Longest Receptions 7 at Kansas City Chiefs, Jan 12, 2020

All-Purpose Yards 7 at Kansas City Chiefs, Jan 12, 2020

STANTLEY THOMAS-OLIVER III
6'0" // 190
FLORIDA INTERNATIONAL
PUNTA GORDA, FLA.

27
CB

EXPERIENCE (YEARS)
NFL: 4, PANTHERS: 4

BIRTHDATE: 6.4.98

ACQUIRED: 07-20

PRO CAREER

- 2022: Appeared in three games, recorded three tackles...Spent the rest of the season on the injured reserve.
- 2021: Appeared in 12 games, recording seven total tackles.
- 2020: Saw action in 10 games as a reserve cornerback...Posted seven tackles.

TRANSACTIONS

- Selected in the seventh round (221st overall) of the NFL Draft by Carolina.

COLLEGE & PERSONAL

- Spent four years at Florida International University, playing as a wide receiver during his first two seasons before transitioning to cornerback...Totaled 94 career tackles, two interceptions, seven tackles for loss and 2.0 sacks...Started all 13 games at cornerback...Earned 54 tackles on the year, ranking sixth on the team...Broke up eight passes on the year, which ranked first on the team...2019 All-Conference USA Second Team for Defense...As a junior in 2018, appeared in 13 games at cornerback with 11-straight starts to end the season...Logged one interception and a team-high 10 pass breakups, also recording a total of 40 total tackles...2018 All-Conference USA Honorable Mention as Cornerback...Appeared in six games for the Panthers as a wide receiver in 2017...Earned one catch for four yards...In 2016 named to the Conference USA All-Freshman Team...Started in all 12 games for the Panthers...Grabbed 35 passes for 485 yards and one touchdown...Attended Charlotte High School in Punta Gorda, Florida...Had 59 catches for 1,105 yards and eight touchdowns as a senior...Spent junior and sophomore seasons at North Port High School...Played on the basketball team that reached the final four and ran the 100- and 200-meter races for the track and field team as a junior.

STANTLEY THOMAS-OLIVER III'S NFL REGULAR SEASON DEFENSIVE STATISTICS

DATE	TEAM	GP	GS	TACKLES							INTERCEPTIONS				O. FUMB			ST			MISC					
				S	A	TFL	YDS	SK	YDS	QBH	NO	YDS	LG	TD	PD	FF	FR	TD	YDS	TK	S	A	FF	FR	S	A
2020	Panthers	10	0	7	6	1	0	0	0.0	0.0	0	0	0	0	0	0	0	0	0	0	0	0	0	0	0	0
2021	Panthers	12	0	1	0	1	0	0	0.0	0.0	0	0	0	0	0	0	0	0	0	0	6	3	3	0	0	0
2022	Panthers	3	0	0	0	0	0	0	0.0	0.0	0	0	0	0	0	0	0	0	0	0	3	3	0	0	0	0
NFL TOTALS		25	0	8	6	2	0	0	0.0	0.0	0	0	0	0	0	0	0	0	0	9	6	3	0	0	0	0

SINGLE-GAME HIGHS: DEFENSIVE

Total Tackles 3 vs. New Orleans Saints, Jan 03, 2021
Solo Tackles 3 vs. New Orleans Saints, Jan 03, 2021

Special Teams Tackles 2 vs. New Orleans Saints, Sep 25, 2022
 ...2 more at 2.

2022 GAME-BY-GAME REGULAR-SEASON STATISTICS (PANTHERS)

DATE	OPPONENT	P/S	TACKLES							INTERCEPTIONS				O. FUMB				ST			MISC		W/L	SCORE				
			TK	S	A	SK	YDS	TFL	YDS	QBH	NO	YDS	LG	TD	PD	FF	FR	TD	YDS	TK	S	A			FF	FR	S	A
09/11	Browns	P	0	0	0	0.0	0.0	0	0	0	0	0	0	0	0	0	0	0	1	1	0	0	0	0	0	L	24-26	
09/18	at Giants	P	0	0	0	0.0	0.0	0	0	0	0	0	0	0	0	0	0	0	0	0	0	0	0	0	0	L	16-19	
09/25	Saints	P	0	0	0	0.0	0.0	0	0	0	0	0	0	0	0	0	0	0	2	2	0	0	0	0	0	W	22-14	
10/02	Cardinals		ON INACTIVE LIST																							L	16-26	
10/09	49ers		ON INACTIVE LIST																							L	15-37	
10/16	at Rams		INJURED RESERVE																							L	10-24	
10/23	Buccaneers		INJURED RESERVE																							W	21-3	
10/30	at Falcons		INJURED RESERVE																							L	34-37+	
11/06	at Bengals		INJURED RESERVE																							L	21-42	
11/10	Falcons		INJURED RESERVE																							W	25-15	
11/20	at Ravens		INJURED RESERVE																							L	3-13	
11/27	Broncos		INJURED RESERVE																							W	23-10	
12/11	at Seahawks		INJURED RESERVE																							W	30-24	
12/18	Steelers		INJURED RESERVE																							L	16-24	
12/24	Lions		INJURED RESERVE																							W	37-23	
01/01	at Buccaneers		INJURED RESERVE																							L	24-30	
01/08	at Saints		INJURED RESERVE																							W	10-7	
2022 TOTALS		3-0	0	0	0	0.0	0.0	0	0	0	0	0	0	0	0	0	0	0	3	3	0	0	0	0	0	0	7-10	
+ - Overtime																												



SHAQ THOMPSON
6'0" // 230
WASHINGTON
SACRAMENTO, CALIF.

7
LB

EXPERIENCE (YEARS)		BIRTHDATE	ACQUIRED
NFL	PANTHERS	4.21.94	D1-15
9	9		

NFL RANKINGS

- One of eight players in the NFL with an active streak of 100+ tackles in at least four straight seasons.
- One of 10 active players with 500+ tackles, 50+ tackles for loss and 25+ passes defended.

FRANCHISE RANKINGS

- According to Stats Pass, ranks fifth all-time in total tackles (435).

PRO CAREER

- **2022:** Started all 17 games, led the team and set a career-high with 135 total tackles (sixth in the NFC)...In Week 15 against the Steelers, recorded 12 total tackles including a tackle for loss...With his 12 tackles against the Steelers, Thompson has now surpassed at least 100 tackles in four straight seasons, joining Jon Beason (4), Thomas Davis (5) and Luke Kuechly (8) as the only Panthers to accomplish this feat...Marks his 22nd career game with 10 or more tackles...Only Luke Kuechly (50), Thomas Davis (27) and Jon Beason (25) have more career games with at least 10 tackles.
- **2021:** Despite missing time with an injury, finished second on the team with 104 total tackles...Added two interceptions, two sacks, five passes defended, nine tackles for loss and six QB hits...In Week 18 against the Buccaneers, surpassed 100 tackles for the third-straight season becoming the eighth player in Panther history to reach this milestone.
- **2020:** Played in 16 games for the Panthers, tallying 114 total tackles and two forced fumbles.
- **2019:** Started 14 games for Carolina, tallying 109 tackles, 3.0 sacks and 11 tackles for loss.
- **2018:** Played in 14 games with 11 starts for Carolina...Tallied 79 tackles, 3.0 sacks, nine quarterback pressures, one forced fumble and one pass defended...Recorded a career-high 13 tackles against Baltimore in Week 8 (10/28/18).
- **2017:** Played in 14 games with a career-high 14 starts...Tallied 75 total tackles, six quarterback pressures, and 2.0 sacks.
- **2016:** Played in 14 games with 12 starts...Recorded 70 tackles, four quarterback pressures, one interception and two fumble recoveries, including one returned for a touchdown...Scored first-career touchdown vs. San Francisco (9/18/16), returning a Carlos Hyde fumble nine yards to the end zone.
- **2015:** Played in 14 games with 10 starts for Carolina as a rookie...Started all three postseason contests, including Super Bowl 50 vs. Denver (2/7/16)...Posted 61 tackles, 1.0 sack, two quarterback pressures and four passes defended in rookie season.

TRANSACTIONS

- Selected in the first round (25th overall) of the NFL Draft by Carolina (4/30/15)...Placed on injured reserve (shoulder) (12/20/18)...Placed on reserve/COVID-19 list (12/8/20)...Removed from reserve/COVID-19 list and placed on the active roster (12/11/20).

COLLEGE & PERSONAL

- Three-year starter and three-time All-Pac 12 honoree at Washington...Entered NFL following junior season...Played in 40 games with 38 starts...Produced 233 tackles, 15 tackles for loss, 3.5 sacks, three forced fumbles, five fumble recoveries, five interceptions and 16 passes defended...Earned the Paul Hornung Award in 2014, given to the nation's most versatile player...First-team All-Pac 12 selection at both linebacker and all-purpose/special teams...Made 10 starts at linebacker and three at running back...Scored six touchdowns – four on defense and two on offense...Became the first player in school history to have two defensive touchdowns in the same game when he scored on a 36-yard interception return and 52-yard fumble return versus Illinois...Attended Grant Union HS in Sacramento, Calif...Majored in American ethics at Washington...Drafted by the Boston Red Sox in the 18th round of the 2012 MLB Draft and played one season of rookie-level ball in the Gulf Coast League.

SHAQ THOMPSON'S NFL REGULAR SEASON DEFENSIVE STATISTICS

DATE	TEAM	GP	GS	TACKLES										INTERCEPTIONS					O. FUMB					ST				
				TK	S	A	TFL	YDS	SK	YDS	QBH	NO	YDS	LG	TD	PD	FF	FR	TD	YDS	TK	S	A	FF	FR			
2015	Panthers	14	10	48	30	18	3	5	1.0	0.0	2	0	0	0	0	2	0	0	0	0	0	0	2	2	0	0	0	
2016	Panthers	14	12	55	39	16	4	12	0.0	0.0	2	1	12	12	0	5	0	2	1	9	1	0	1	0	1	0	0	
2017	Panthers	14	14	57	37	20	6	31	2.0	15.0	6	0	0	0	0	1	0	0	0	0	0	0	4	4	0	1	0	
2018	Panthers	14	11	76	47	29	4	21	3.5	23.0	6	0	0	0	0	1	1	0	0	0	0	4	4	0	0	0	0	
2019	Panthers	14	14	109	75	34	11	38	3.0	18.0	4	0	0	0	0	3	0	0	0	0	0	0	0	0	0	0	0	
2020	Panthers	16	15	114	64	50	6	20	0.0	0.0	2	0	0	0	0	5	2	1	0	0	0	0	0	0	0	0	0	
2021	Panthers	14	13	104	65	39	9	25	2.0	18.0	6	2	39	29	0	5	0	0	0	0	0	0	0	0	0	0	0	
2022	Panthers	17	17	135	78	57	8	13	0.5	3.0	3	0	0	0	0	4	0	0	0	0	0	0	0	0	0	0	1	
NFL TOTALS		117	106	698	435	263	51	165	12.0	77.0	31	3	51	29	0	26	3	3	1	9	11	10	1	1	1	1	1	

SHAQ THOMPSON'S NFL POSTSEASON DEFENSIVE STATISTICS

DATE	TEAM	GP	GS	TACKLES										INTERCEPTIONS					O. FUMB					ST				
				TK	S	A	TFL	YDS	SK	YDS	QBH	NO	YDS	LG	TD	PD	FF	FR	TD	YDS	TK	S	A	FF	FR			
2015	Panthers	3	3	11	7	4	1	3	0.0	0.0	0	0	0	0	0	0	0	0	0	0	0	0	0	0	0	0	0	
2017	Panthers	1	1	8	6	2	0	0	0.0	0.0	0	0	0	0	0	0	0	0	0	0	0	0	0	0	0	0	0	
NFL TOTALS		4	4	19	13	6	1	3	0.0	0.0	0	0	0	0	0	0	0	0	0	0	0	0	0	0	0	0	0	

SINGLE-GAME HIGHS: DEFENSIVE

Total Tackles 13 at Atlanta Falcons, Oct 30, 2022
...3 more at 13.

Solo Tackles 10 at Miami Dolphins, Nov 28, 2021
...2 more at 10.

Sacks 1.0 at Arizona Cardinals, Nov 14, 2021
...10 more at 1.0.

Passes Defensed 2 at Los Angeles Rams, Oct 16, 2022
...3 more at 2.

Forced Fumbles 1 vs. Tampa Bay Buccaneers, Nov 15, 2020
...2 more at 1.

Fumble Recoveries 1 at Los Angeles Chargers, Sep 27, 2020
...2 more at 1.

Tackles For Loss 3 vs. Atlanta Falcons, Nov 10, 2022
...1 more at 3.

Interceptions 1 at Atlanta Falcons, Oct 31, 2021
...2 more at 1.

Interception Return Yards 29 vs. New York Jets, Sep 12, 2021

Special Teams Tackles 2 at New York Jets, Nov 26, 2017

Special Teams Forced Fumbles 1 vs. Atlanta Falcons, Nov 05, 2017

Special Teams Fumble Recoveries 1 vs. San Francisco 49ers, Oct 09, 2022

Longest Opp Fumble Return 9 vs. San Francisco 49ers, Sep 18, 2016

SINGLE-GAME HIGHS - POSTSEASON: DEFENSIVE

Total Tackles 8 at New Orleans Saints, Jan 07, 2018

Solo Tackles 6 at New Orleans Saints, Jan 07, 2018
4 at Denver Broncos, Feb 07, 2016
3 vs. Arizona Cardinals, Jan 24, 2016

Tackles For Loss 1 at Denver Broncos, Feb 07, 2016

2022 GAME-BY-GAME REGULAR-SEASON STATISTICS (PANTHERS)

DATE	OPPONENT	P/S	TACKLES										INTERCEPTIONS					O. FUMB					ST					MISC	SCORE
			TK	S	A	SK	YDS	TFL	YDS	QBH	NO	YDS	LG	TD	PD	FF	FR	TD	YDS	TK	S	A	FF	FR					
09/11	Browns	S	6	2	4	0.0	0.0	0	0	1	0	0	0	0	0	0	0	0	0	0	0	0	0	0	0	L	24-26		
09/18	at Giants	S	10	6	4	0.0	0.0	0	0	0	0	0	0	0	0	0	0	0	0	0	0	0	0	0	0	L	16-19		
09/25	Saints	S	4	4	0	0.0	0.0	0	0	0	0	0	0	1	0	0	0	0	0	0	0	0	0	0	0	W	22-14		
10/02	Cardinals	S	8	3	5	0.0	0.0	0	0	0	0	0	0	0	0	0	0	0	0	0	0	0	0	0	0	L	16-26		
10/09	49ers	S	6	3	3	0.0	0.0	0	0	0	0	0	0	0	0	0	0	0	0	0	0	0	0	1	0	L	15-37		
10/16	at Rams	S	5	5	0	0.0	0.0	2	4	0	0	0	0	2	0	0	0	0	0	0	0	0	0	0	0	L	10-24		
10/23	Buccaneers	S	7	5	2	0.0	0.0	0	0	0	0	0	0	0	0	0	0	0	0	0	0	0	0	0	0	W	21-3		
10/30	at Falcons	S	13	8	5	0.0	0.0	1	6	0	0	0	0	0	0	0	0	0	0	0	0	0	0	0	0	L	34-37+		
11/06	at Bengals	S	10	4	6	0.0	0.0	0	0	0	0	0	0	0	0	0	0	0	0	0	0	0	0	0	0	L	21-42		
11/10	Falcons	S	8	5	3	0.0	0.0	3	0	0	0	0	0	0	1	0	0	0	0	0	0	0	0	0	0	W	25-15		
11/20	at Ravens	S	6	2	4	0.0	0.0	1	3	0	0	0	0	0	0	0	0	0	0	0	0	0	0	0	0	L	3-13		
11/27	Broncos	S	6	5	1	0.0	0.0	0	0	1	0	0	0	0	0	0	0	0	0	0	0	0	0	0	0	W	23-10		
12/11	at Seahawks	S	9	6	3	0.5	3.0	0	0	1	0	0	0	0	0	0	0	0	0	0	0	0	0	0	0	W	30-24		
12/18	Steelers	S	12	7	5	0.0	0.0	1	0	0	0	0	0	0	0	0	0	0	0	0	0	0	0	0	0	L	16-24		
12/24	Lions	S	6	5	1	0.0	0.0	0	0	0	0	0	0	0	0	0	0	0	0	0	0	0	0	0	0	W	37-23		
01/01	at Buccaneers	S	12	5	7	0.0	0.0	0	0	0	0	0	0	0	0	0	0	0	0	0	0	0	0	0	0	L	24-30		
01/08	at Saints	S	7	3	4	0.0	0.0	0	0	0	0	0	0	0	0	0	0	0	0	0	0	0	0	0	0	W	10-7		
2022 TOTALS		17-17	135	78	57	0.5	3.0	8	13	3	0	0	0	0	4	0	0	0	0	1	0	0	0	0	7-10				

+ - Overtime



NICK THURMAN
6'4" // 295
HOUSTON
DALLAS, TEXAS

76
DT

EXPERIENCE (YEARS)		BIRTHDATE	ACQUIRED
NFL	PANTHERS	6.12.95	FA-23
2	1		

PRO CAREER

- 2022: Spent part of the season on the Jacksonville Jaguars practice squad.
- 2021: Appeared in one game for the Atlanta Falcons...Recorded a tackle and a quarterback hit.
- 2020: Appeared in seven games (one start) for the Patriots...Recorded 10 total tackles with one tackle for loss.
- 2019: Spent the season on the New England Patriots practice squad.
- 2018: Spent training camp with the Houston Texans.

TRANSACTIONS

- Signed by the Houston Texans as an undrafted free agent (5/14/18)...Released by Houston (9/1/18)...Signed by the Tampa Bay Buccaneers (4/4/19)...Released by Tampa Bay (4/29/19)...Signed by the New England Patriots (5/2/19)...Released by New England (8/31/19)...Signed to the Patriots practice squad (9/1/19)...Signed by New England (1/6/20)...Released by the Patriots (9/5/20)...Signed to New England's practice squad (9/6/20)...Released by the Patriots (11/14/20)...Signed to New England's practice squad (11/18/20)...Signed by the Patriots (1/4/21)...Released by New England (9/3/21)...Signed to the Atlanta Falcons practice squad (10/26/21)...Signed by Atlanta (1/10/22)...Released by the Falcons (8/30/22)...Signed to the Jacksonville Jaguars practice squad (9/27/22)...Signed by Jacksonville (1/23/23)...Released by the Jaguars (7/21/23).

COLLEGE & PERSONAL

- Spent five seasons at Houston (2013-17), appearing in 44 games (19 starts)...Tallied 92 total tackles with 15 tackles for loss, 4.5 sacks, four passes defended and two fumble recoveries...As a redshirt senior, appeared in 12 games, totaling 32 total tackles with 4.5 tackles for loss, two sacks and a pass defended...As a redshirt junior, appeared in 13 games while tallying 26 total tackles with 5.5 tackles for loss, two sacks and two passes defended...As a redshirt sophomore, appeared in 14 games while compiling 27 total tackles with five tackles for loss, a half a sack, two fumble recoveries and one pass defense...As a redshirt freshman, appeared in five games while totaling seven total tackles...A native of Dallas, Texas...Attended Lakeland HS.

NICK THURMAN'S NFL REGULAR SEASON DEFENSIVE STATISTICS

DATE	TEAM	GP	GS	TACKLES							INTERCEPTIONS				O. FUMB			ST			MISC					
				TK	S	A	TFL	YDS	SK	YDS	QBH	NO	YDS	LG	TD	PD	FF	FR	TD	YDS	TK	S	A	FF	FR	S
2019	Patriots	0	0	0	0	0	0	0	0	0	0	0	0	0	0	0	0	0	0	0	0	0	0	0	0	0
2020	Patriots	7	1	10	6	4	1	2	0	0	0	0	0	0	0	0	0	0	0	0	0	0	0	0	0	0
2021	Patriots	0	0	0	0	0	0	0	0	0	0	0	0	0	0	0	0	0	0	0	0	0	0	0	0	0
2021	Falcons	1	0	1	1	0	0	0	0	0	0	1	0	0	0	0	0	0	0	0	0	0	0	0	0	0
2021	TOTAL	1	0	1	1	0	0	0	0	0	0	1	0	0	0	0	0	0	0	0	0	0	0	0	0	0
2022	Falcons	0	0	0	0	0	0	0	0	0	0	0	0	0	0	0	0	0	0	0	0	0	0	0	0	0
2022	Jaguars	0	0	0	0	0	0	0	0	0	0	0	0	0	0	0	0	0	0	0	0	0	0	0	0	0
2022	TOTAL	0	0	0	0	0	0	0	0	0	0	0	0	0	0	0	0	0	0	0	0	0	0	0	0	0
NFL TOTALS		8	1	11	7	4	1	2	0.0	0.0	1	0	0	0	0	0	0	0	0	0	0	0	0	0	0	0

NICK THURMAN'S NFL POSTSEASON DEFENSIVE STATISTICS

DATE	TEAM	GP	GS	TACKLES							INTERCEPTIONS				O. FUMB			ST			MISC					
				TK	S	A	TFL	YDS	SK	YDS	QBH	NO	YDS	LG	TD	PD	FF	FR	TD	YDS	TK	S	A	FF	FR	S
2019	Patriots	0	0	0	0	0	0	0	0	0	0	0	0	0	0	0	0	0	0	0	0	0	0	0	0	0
2022	Jaguars	0	0	0	0	0	0	0	0	0	0	0	0	0	0	0	0	0	0	0	0	0	0	0	0	0
NFL TOTALS		0	0	0	0	0	0	0	0.0	0.0	0	0	0	0	0	0	0	0	0	0	0	0	0	0	0	0

SINGLE-GAME HIGHS: DEFENSIVE

Total Tackles 3 vs. Buffalo Bills, Dec 28, 2020
Solo Tackles 2 at Buffalo Bills, Nov 01, 2020

Tackles For Loss 1 vs. San Francisco 49ers, Oct 25, 2020



TOMMY TREMBLE
6'4" // 250
NOTRE DAME
PEACHTREE CORNERS, GA.

82
TE

EXPERIENCE (YEARS)		BIRTHDATE	ACQUIRED
NFL	PANTHERS	6.2.00	D3B-21
3	3		

PRO CAREER

- 2022: Saw action in all 17 games while making four starts...Recorded 19 catches for 174 yards and 3 receiving touchdowns.
- 2021: Played in all but one game in his rookie campaign while making 11 starts...Finished the season with 20 catches for 180 yards and 2 touchdowns (1 receiving, 1 rushing)...In a Thursday Night game at Houston in Week 3 (9/23/21), tallied his first-career touchdown. According to NFL Media Research, he is the youngest TE (21 years, 113 days old) to score a rushing TD in NFL history.

TRANSACTIONS

- Selected by Carolina in the third round (83rd overall) of the 2021 NFL Draft.

COLLEGE & PERSONAL

- Played two seasons at Notre Dame in 2019 and 2020...He tallied 401 receiving yards on 35 receptions with four touchdowns in his career...He earned All-ACC honorable mention honors in 2020...An effective blocker, Tremble helped lead the Fighting Irish to the ACC Championship game in 2020...Ranked thirteenth overall in the ACC in total receiving yards (103), fifteenth in receptions per game (4.0) and eighteenth in receiving yards per game (51.5)...Averaged 53.5 all-purpose yards per game, the third-highest figure on the team...In 2019, played in all 13 games and ranked fourth on the team with 16 catches for 183 yards and 4 TDs...Went to Wesleyan HS in Peachtree Corners, Ga.

TOMMY TREMBLE'S NFL REGULAR SEASON RUSHING/RECEIVING STATISTICS

DATE	TEAM	RECEIVING							RUSHING				
		GP	GS	NO.	YDS.	AVG.	LG	TD	NO.	YDS.	AVG.	LG	TD
2021	Panthers	16	11	20	180	9.0	30	1	3	11	3.7	7t	1
2022	Panthers	17	4	19	174	9.2	29t	3	0	0	0.0	0	0
NFL TOTALS		33	15	39	354	9.1	30	4	3	11	3.7	7T	1

TOMMY TREMBLE'S NFL REGULAR SEASON RETURN STATISTICS

DATE	TEAM	KICKOFF RETURNS					PUNT RETURNS				
		RET.	YDS.	AVG.	LG	TD	NO.	YDS.	AVG.	LG	TD
2021	Panthers	1	21	21.0	21	0	0	0	0.0	0	0
2022	Panthers	1	8	8.0	8	0	0	0	0.0	0	0
NFL TOTALS		2	29	14.5	21	0	0	0	0.0	0	0

SINGLE-GAME HIGHS: RUSHING/RECEIVING

Rush Attempts	1 at Tampa Bay Buccaneers, Jan 09, 2022 ...2 more at 1.
Rushing Yards	7 at Houston Texans, Sep 23, 2021
Longest Runs	7t at Houston Texans, Sep 23, 2021
Rushing TDs	1 at Houston Texans, Sep 23, 2021
Receptions	3 at Tampa Bay Buccaneers, Jan 01, 2023 ...2 more at 3.
Receiving Yards	35 vs. Washington Football Team, Nov 21, 2021
Receiving Average	11.3 vs. Arizona Cardinals, Oct 02, 2022
Longest Receptions	30 at Houston Texans, Sep 23, 2021

Receiving TDs	1 at Cincinnati Bengals, Nov 06, 2022 ...2 more at 1.
All-Purpose Yards	37 at Houston Texans, Sep 23, 2021
Kickoff Returns	1 vs. New York Jets, Sep 12, 2021
Kickoff Return Yards	21 vs. New York Jets, Sep 12, 2021
Longest Kickoff Return	21 vs. New York Jets, Sep 12, 2021
Special Teams Tackles	1 at Cincinnati Bengals, Nov 06, 2022 ...2 more at 1.
Most TDs	1 at Tampa Bay Buccaneers, Jan 01, 2023 ...4 more at 1.
Miscellaneous Tackles	2 at Cincinnati Bengals, Nov 06, 2022

2022 GAME-BY-GAME REGULAR-SEASON STATISTICS (PANTHERS)

DATE	OPPONENT	P/S	RECEIVING					RUSHING					W/L	SCORE
			NO.	YDS.	AVG.	LG	TD	NO.	YDS.	AVG.	LG	TD		
09/11	Browns	P	1	1	1.0	1	0	0	0	0.0	0	0	L	24-26
09/18	at Giants	P	0	0	0.0	0	0	0	0	0.0	0	0	L	16-19
09/25	Saints	P	1	7	7.0	7	0	0	0	0.0	0	0	W	22-14
10/02	Cardinals	P	3	34	11.3	16	0	0	0	0.0	0	0	L	16-26
10/09	49ers	S	0	0	0.0	0	0	0	0	0.0	0	0	L	15-37
10/16	at Rams	P	0	0	0.0	0	0	0	0	0.0	0	0	L	10-24
10/23	Buccaneers	P	1	29	29.0	29t	1	0	0	0.0	0	0	W	21-3
10/30	at Falcons	S	2	17	8.5	9	0	0	0	0.0	0	0	L	34-37+
11/06	at Bengals	S	2	11	5.5	8t	1	0	0	0.0	0	0	L	21-42
11/10	Falcons	P	0	0	0.0	0	0	0	0	0.0	0	0	W	25-15
11/20	at Ravens	P	0	0	0.0	0	0	0	0	0.0	0	0	L	3-13
11/27	Broncos	P	1	2	2.0	2	0	0	0	0.0	0	0	W	23-10
12/11	at Seahawks	P	0	0	0.0	0	0	0	0	0.0	0	0	W	30-24
12/18	Steelers	S	2	20	10.0	17	0	0	0	0.0	0	0	L	16-24
12/24	Lions	P	2	18	9.0	18	0	0	0	0.0	0	0	W	37-23
01/01	at Buccaneers	P	3	33	11.0	17t	1	0	0	0.0	0	0	L	24-30
01/08	at Saints	P	1	2	2.0	2	0	0	0	0.0	0	0	W	10-7
2022 TOTALS		17-4	19	174	9.2	29T	3	0	0	0.0	0	0	0	7-10

+ - Overtime

SHY TUTTLE
6'3" // 300
TENNESSEE
WELCOME, N.C.

99
DE

EXPERIENCE (YEARS)
NFL: 5, PANTHERS: 1

BIRTHDATE: 10.20.95

ACQUIRED: FA-23

PRO CAREER

- **2022:** Appeared in all 17 games while making 14 starts...Recorded a career-high 49 total tackles...Registered 2.0 sacks and three quarterback hits...Finished the season tied for fifth among NFC defensive linemen with five passes defended...His 14 career passes defended is tied for the third most amongst NFC defensive linemen since entering the league in 2019.
- **2021:** Started 15 games while appearing in all 17 contests for the Saints...Racked up 48 total tackles, including three tackles for loss...Added a forced fumble, a fumble recovery and three passes defended.
- **2020:** Appeared in 13 games while making three starts...Recorded 28 total tackles, including two tackles for loss and a quarterback hit.
- **2019:** Played in all 16 games while making one start...Finished the rookie campaign with 18 total tackles, including three tackles for loss and 2.0 sacks...Added his first career interception against the Atlanta Falcons in Week 13 in which he returned for 19 yards.

TRANSACTIONS

- Signed as an undrafted free agent with the New Orleans Saints (5/10/19)...Became a restricted free agent (3/16/22)...Re-signed with the New Orleans Saints (3/31/22)...Signed with the Carolina Panthers (3/16/23).

COLLEGE & PERSONAL

- Appeared in 35 games with 29 starts for the Tennessee Volunteers (2015-18)...Finished four-year career with 79 tackles (29 solo), six tackles for loss, one sack, one interception, three passes defended, three fumble recoveries and three blocked kicks...In 2018, started all 12 games and finished with 33 tackles, 2.5 tackles for loss, a sack, an interception, a pass defended and two blocked kicks...As a junior, played in ten games with four starts and posted 27 tackles, 2.5 tackles for loss and one fumble recovery...As a sophomore, played in seven games with one start and finished with nine tackles, one stop for loss, two passes defended and a fumble recovery...As a freshman, played in six games and recorded ten tackles, a fumble recovery and a blocked field goal...Graduated with a bachelor's degree in communications...A native of Welcome, N.C...Attended North Davidson HS.

SHY TUTTLE'S NFL REGULAR SEASON DEFENSIVE STATISTICS

DATE	TEAM	GP	GS	TACKLES							QBH	INTERCEPTIONS				O. FUMB			ST			MISC													
				TK	S	A	TFL	YDS	SK	YDS		NO	YDS	LG	TD	PD	FF	FR	TD	YDS	TK	S	A	FF	FR	S	A								
2019	Saints	16	1	18	8	10	3	9	2.0	6.0	3	1	19	19	0	4	0	0	0	0	0	0	0	0	0	0	0	0	0	0	0	0	0	0	
2020	Saints	13	3	28	17	11	2	1	0.0	0.0	1	0	0	0	0	2	0	0	0	0	0	0	0	0	0	0	0	0	0	0	0	0	0	0	
2021	Saints	17	15	48	17	31	3	6	0.0	0.0	1	0	0	0	0	3	1	1	0	0	0	0	0	0	0	0	0	0	0	0	0	0	0	0	0
2022	Saints	17	14	49	26	23	1	1	2.0	5.5	3	0	0	0	0	5	0	0	0	0	0	0	0	0	0	0	0	0	0	0	0	0	0	0	0
NFL TOTALS		63	33	143	68	75	9	17	4.0	11.5	8	1	19	19	0	14	1	1	0	0	0	0	0	0	0	0	0	0	0	0	0	0	0	0	0

SHY TUTTLE'S NFL POSTSEASON DEFENSIVE STATISTICS

DATE	TEAM	GP	GS	TACKLES							QBH	INTERCEPTIONS				O. FUMB			ST			MISC														
				TK	S	A	TFL	YDS	SK	YDS		NO	YDS	LG	TD	PD	FF	FR	TD	YDS	TK	S	A	FF	FR	S	A									
2019	Saints	1	0	3	2	1	1	0	0.0	0.0	0	0	0	0	0	2	0	0	0	0	0	0	0	0	0	0	0	0	0	0	0	0	0	0	0	
2020	Saints	2	0	5	3	2	0	0	0.0	0.0	0	0	0	0	0	0	0	0	0	0	0	0	0	0	0	0	0	0	0	0	0	0	0	0	0	0
NFL TOTALS		3	0	8	5	3	1	0	0.0	0.0	0	0	0	0	0	2	0	0	0	0	0	0	0	0	0	0	0	0	0	0	0	0	0	0	0	0

SINGLE-GAME HIGHS: DEFENSIVE

Total Tackles 6 at Philadelphia Eagles, Dec 13, 2020
Solo Tackles 3 at Philadelphia Eagles, Nov 21, 2021
Sacks 1.0 at Tennessee Titans, Dec 22, 2019
 ...1 more at 1.0.
Passes Defended 2 at Carolina Panthers, Dec 29, 2019
Forced Fumbles 1 vs. New York Giants, Oct 03, 2021

Fumble Recoveries 1 at Atlanta Falcons, Jan 09, 2022
Tackles For Loss 1 vs. Carolina Panthers, Jan 02, 2022
 ...7 more at 1.
Interceptions 1 at Atlanta Falcons, Nov 28, 2019
Interception Return Yards 19 at Atlanta Falcons, Nov 28, 2019

SINGLE-GAME HIGHS - POSTSEASON: DEFENSIVE


Total Tackles 4 vs. Tampa Bay Buccaneers, Jan 17, 2021
 3 vs. Minnesota Vikings, Jan 05, 2020
 1 vs. Chicago Bears, Jan 10, 2021

Solo Tackles 3 vs. Tampa Bay Buccaneers, Jan 17, 2021
 2 vs. Minnesota Vikings, Jan 05, 2020

Passes Defensed 2 vs. Minnesota Vikings, Jan 05, 2020
Tackles For Loss 1 vs. Minnesota Vikings, Jan 05, 2020

2022 GAME-BY-GAME REGULAR-SEASON STATISTICS (SAINTS)

DATE	OPPONENT	P/S	TACKLES							INTERCEPTIONS				O. FUMB			ST			MISC		SCORE						
			TK	S	A	SK	YDS	TFL	YDS	QBH	NO	YDS	LG	TD	PD	FF	FR	TD	YDS	TK	S		A	FF	FR	S	A	W/L
09/11	at Falcons	S	2	2	0	0.0	0.0	0	0	0	0	0	0	0	0	0	0	0	0	0	0	0	0	0	0	0	W	27-26
09/18	Buccaneers	S	9	2	7	0.5	1.0	0	0	1	0	0	0	0	1	0	0	0	0	0	0	0	0	0	0	L	10-20	
09/25	at Panthers	S	7	5	2	0.0	0.0	0	0	0	0	0	0	0	0	0	0	0	0	0	0	0	0	0	0	L	14-22	
10/02	Vikings	S	3	2	1	0.0	0.0	0	0	0	0	0	0	0	0	0	0	0	0	0	0	0	0	0	0	L	25-28	
10/09	Seahawks	S	1	1	0	0.0	0.0	0	0	0	0	0	0	0	0	0	0	0	0	0	0	0	0	0	0	W	39-32	
10/16	Bengals	S	0	0	0	0.0	0.0	0	0	0	0	0	0	0	1	0	0	0	0	0	0	0	0	0	0	L	26-30	
10/20	at Cardinals	S	1	1	0	0.0	0.0	0	0	0	0	0	0	0	0	0	0	0	0	0	0	0	0	0	0	L	34-42	
10/30	Raiders	P	0	0	0	0.0	0.0	0	0	0	0	0	0	0	0	0	0	0	0	0	0	0	0	0	0	W	24-0	
11/07	Ravens	P	0	0	0	0.0	0.0	0	0	0	0	0	0	0	0	0	0	0	0	0	0	0	0	0	0	L	13-27	
11/13	at Steelers	S	2	0	2	0.0	0.0	0	0	0	0	0	0	0	0	0	0	0	0	0	0	0	0	0	0	L	10-20	
11/20	Rams	P	3	0	3	0.0	0.0	0	0	0	0	0	0	1	0	0	0	0	0	0	0	0	0	0	0	W	27-20	
11/27	at 49ers	S	5	4	1	1.0	1.0	1	1	1	0	0	0	0	0	0	0	0	0	0	0	0	0	0	0	L	0-13	
12/05	at Buccaneers	S	1	0	1	0.5	3.5	0	0	1	0	0	0	0	1	0	0	0	0	0	0	0	0	0	0	L	16-17	
12/18	Falcons	S	7	5	2	0.0	0.0	0	0	0	0	0	0	0	0	0	0	0	0	0	0	0	0	0	0	W	21-18	
12/24	at Browns	S	3	1	2	0.0	0.0	0	0	0	0	0	0	0	0	0	0	0	0	0	0	0	0	0	0	W	17-10	
01/01	at Eagles	S	0	0	0	0.0	0.0	0	0	0	0	0	0	0	0	0	0	0	0	0	0	0	0	0	0	W	20-10	
01/08	Panthers	S	5	3	2	0.0	0.0	0	0	0	0	0	0	0	1	0	0	0	0	0	0	0	0	0	0	L	7-10	
2022 TOTALS			17-14	49	26	23	2.0	5.5	1	1	3	0	0	0	5	0	0	0	0	0	0	0	0	0	0	7-10		



**DESHAUN
WILLIAMS**
6'1" // 292

**CLEMSON
CENTRAL, S.C.**

**96
DE**

EXPERIENCE (YEARS)

NFL

PANTHERS

5

1

BIRTHDATE

12.29.92

ACQUIRED

FA-23

PRO CAREER

- 2022: Played in 17 games (15 starts) for the Broncos, totaling 37 tackles, career-high 4.5 sacks, and three passes defended. Set a new career-high 2.5 sacks, along with five tackles against Arizona in Week 15...His second multi-sack game against the Cardinals marked the first time in his career he has posted multiple multi-sack games in a season in his career.
- 2021: Appeared in 15 games (8 starts), recording a career-high 39 tackles (17 solo), one sack and two passes defended.
- 2020: Williams played in 14 games (11 starts) for the Broncos, totaling 37 tackles (20 solo), two sacks, one interception and three passes defended.
- 2019: Williams competed in training camp with Denver before being waived on Aug. 31.
- 2018: Competed on practice squads with Denver, Miami and Indianapolis after spending training camp with the Broncos.
- 2017: Spent the season on Cincinnati's practice squad.
- 2016: Williams played four games with Cincinnati, posting two tackles (1 solo) and a half sack.
- 2015: Spent his rookie season on Cincinnati's practice squad.

TRANSACTIONS

- Signed by Cincinnati as an undrafted free agent (5/8/15)...Waived by Cincinnati (9/5/15)...Signed to Cincinnati's practice squad (9/6/15)...Signed to Cincinnati's active roster (1/6/16)...Waived by Cincinnati (11/26/16)...Signed by Cincinnati to active roster (11/28/16)...Waived by Cincinnati (9/2/17)...Signed by Cincinnati to practice squad (9/3/17)...Waived by Cincinnati (1/8/18)...Signed by Denver Broncos (1/17/18)...Waived by Denver (9/1/18)...Signed by Denver to practice squad (9/2/18)...Waived by Denver (9/11/18)...Signed by Miami to practice squad (10/16/18)...Waived by Miami (10/31/18)...Signed by Miami to practice squad (11/2/18)...Waived by Miami (12/4/18)...Signed by Indianapolis to practice squad (12/10/18)...Waived by Indianapolis (4/30/19)...Signed by Denver (5/13/19)...Waived by Denver (8/31/19)...Signed by Denver (8/15/20)...Waived by Denver (9/5/20)...Signed by Denver to practice squad (9/6/20)...Signed by Denver to active roster (9/25/20)...Signed by the Carolina Panthers (3/16/23).

COLLEGE & PERSONAL

Started 17-of-53 games played at Clemson University (2011-14), compiling 161 tackles, five sacks, four passes defended, one fumble recovery and two blocked kicks... Posted 54 tackles and three sacks during his senior season...Amassed 37 tackles and recovered one fumble as a junior... Had 50 tackles, two sacks, one pass defended and one blocked kick as a sophomore...A native of Central, SC...Attended Daniel HS.

DESHAUN WILLIAMS' NFL REGULAR SEASON DEFENSIVE STATISTICS

DATE	TEAM	GP	GS	TACKLES										INTERCEPTIONS				O. FUMB			ST		MISC				
				TK	S	A	TFL	YDS	SK	YDS	QBH	NO	YDS	LG	TD	PD	FF	FR	TD	YDS	TK	S	A	FF	FR	S	A
2016	Bengals	4	0	2	1	1	0	0	0.5	1.0	4	0	0	0	0	0	0	0	0	0	0	0	0	0	0	0	0
2017	Bengals	0	0	0	0	0	0	0	0.0	0.0	0	0	0	0	0	0	0	0	0	0	0	0	0	0	0	0	0
2018	Colts	0	0	0	0	0	0	0	0.0	0.0	0	0	0	0	0	0	0	0	0	0	0	0	0	0	0	0	0
2019	Broncos	0	0	0	0	0	0	0	0.0	0.0	0	0	0	0	0	0	0	0	0	0	0	0	0	0	0	0	0
2020	Broncos	14	11	37	20	17	4	10	2.0	7.0	6	1	1	1	0	3	0	0	0	0	0	0	0	0	0	0	0
2021	Broncos	15	8	39	17	22	1	3	1.0	3.0	5	0	0	0	0	2	0	0	0	0	0	0	0	0	0	0	0
2022	Broncos	17	15	37	21	16	4	9	4.5	9.0	8	0	0	0	0	3	0	0	0	0	0	0	0	0	0	0	0
NFL TOTALS		50	34	115	59	56	9	22	8.0	20.0	23	1	1	1	0	8	0	0	0	0	0	0	0	0	0	0	0

SINGLE-GAME HIGHS: DEFENSIVE

Total Tackles 6 at Las Vegas Raiders, Dec 26, 2021
...1 more at 6.

Solo Tackles 4 at Atlanta Falcons, Nov 08, 2020

Sacks 2.0 vs. Miami Dolphins, Nov 22, 2020

Passes Defended 1 vs. Detroit Lions, Dec 12, 2021
...3 more at 1.

Tackles For Loss 2 vs. Miami Dolphins, Nov 22, 2020

2022 GAME-BY-GAME REGULAR-SEASON STATISTICS (BRONCOS)

DATE	OPPONENT	P/S	TACKLES							INTERCEPTIONS				O. FUMB			ST			MISC			SCORE					
			TK	S	A	SK	YDS	TFL	YDS	QBH	NO	YDS	LG	TD	PD	FF	FR	TD	YDS	TK	S	A		FF	FR	S	A	W/L
09/12	at Seahawks	S	3	0	3	0.0	0.0	0	0	1	0	0	0	0	0	0	0	0	0	0	0	0	0	0	0	0	L	16-17
09/18	Texans	S	1	0	1	0.0	0.0	0	0	0	0	0	0	0	0	0	0	0	0	0	0	0	0	0	0	W	16-9	
09/25	49ers	S	4	3	1	0.0	0.0	0	0	0	0	0	0	0	0	0	0	0	0	0	0	0	0	0	0	W	11-10	
10/02	at Raiders	P	1	1	0	0.0	0.0	0	0	0	0	0	0	0	0	0	0	0	0	0	0	0	0	0	0	L	23-32	
10/06	Colts	S	1	1	0	0.0	0.0	1	1	0	0	0	0	0	0	0	0	0	0	0	0	0	0	0	0	L	9-12+	
10/17	at Chargers	S	1	1	0	0.0	0.0	0	0	0	0	0	0	1	0	0	0	0	0	0	0	0	0	0	0	L	16-19+	
10/23	Jets	S	0	0	0	0.0	0.0	0	0	0	0	0	0	0	0	0	0	0	0	0	0	0	0	0	0	L	9-16	
10/30	at Jaguars	P	0	0	0	0.0	0.0	0	0	0	0	0	0	0	0	0	0	0	0	0	0	0	0	0	0	W	21-17	
11/13	at Titans	S	3	2	1	0.0	0.0	0	0	0	0	0	0	1	0	0	0	0	0	0	0	0	0	0	0	L	10-17	
11/20	Raiders	S	3	1	2	0.0	0.0	0	0	0	0	0	0	1	0	0	0	0	0	0	0	0	0	0	0	L	16-22+	
11/27	at Panthers	S	4	3	1	0.0	0.0	0	0	0	0	0	0	0	0	0	0	0	0	0	0	0	0	0	0	L	10-23	
12/04	at Ravens	S	4	2	2	2.0	4.0	1	4	2	0	0	0	0	0	0	0	0	0	0	0	0	0	0	0	L	9-10	
12/11	Chiefs	S	1	0	1	0.0	0.0	0	0	0	0	0	0	0	0	0	0	0	0	0	0	0	0	0	0	L	28-34	
12/18	Cardinals	S	5	2	3	2.5	5.0	2	4	4	0	0	0	0	0	0	0	0	0	0	0	0	0	0	0	W	24-15	
12/25	at Rams	S	3	3	0	0.0	0.0	0	0	0	0	0	0	0	0	0	0	0	0	0	0	0	0	0	0	L	14-51	
01/01	at Chiefs	S	3	2	1	0.0	0.0	0	0	1	0	0	0	0	0	0	0	0	0	0	0	0	0	0	0	L	24-27	
01/08	Chargers	S	0	0	0	0.0	0.0	0	0	0	0	0	0	0	0	0	0	0	0	0	0	0	0	0	0	W	31-28	
2022 TOTALS			17-15	37	21	16	4.5	9.0	4	9	8	0	0	0	3	0	0	0	0	0	0	0	0	0	0	5-12		
+- - Overtime																												



RAEQUAN WILLIAMS

6'4" // 305

MICHIGAN STATE
CHICAGO, IL

EXPERIENCE (YEARS)

NFL	PANTHERS
2	1

BIRTHDATE

2.14.97

ACQUIRED

FA-22

PRO CAREER

- 2022: Spent the season on Carolina's practice squad.
- 2020-2021: Appeared in seven career games for the Philadelphia Eagles...Recorded seven total tackles including a tackle for loss.

TRANSACTIONS

- Signed by the Philadelphia Eagles (4/26/20)...Released by the Eagles (9/5/20)...Signed to Philadelphia's practice squad (9/6/20)...Released by the Eagles (8/31/21)...Signed to the Eagles practice squad (9/1/21)...Released by Philadelphia (1/24/22)...Signed by the Jacksonville Jaguars (2/2/22)...Released by the Jaguars (9/5/22)...Signed to Carolina's practice squad (10/18/22)...Signed to reserve/future contract by Carolina (1/9/23).

COLLEGE & PERSONAL

- Started 42 consecutive games at Michigan State (2016-19)...Two-time Associated Press All-Big Ten First Team selection (2018, 2019)...Finished his career with 160 tackles, including 29 tackles for loss and 11.5 sacks, in 50 career games, including 42 starts...The 29 tackles for loss rank tied for 16th most in MSU history...Also had eight pass break-ups and three forced fumbles...A native of Chicago, Illinois...Attended DePaul College Prep School.

RAEQUAN WILLIAMS' NFL REGULAR SEASON DEFENSIVE STATISTICS

DATE	TEAM	GP	GS	TACKLES							INTERCEPTIONS				O. FUMB				ST				MISC				
				TK	S	A	TFL	YDS	SK	YDS	QBH	NO	YDS	LG	TD	PD	FF	FR	TD	YDS	TK	S	A	FF	FR	S	A
2020	Eagles	6	0	5	3	2	1	5	1.0	5.0	1	0	0	0	0	0	0	0	0	0	0	0	0	0	0	0	0
2021	Eagles	1	1	2	1	1	0	0	0.0	0.0	0	0	0	0	0	0	0	0	0	0	0	0	0	0	0	0	0
2022	Panthers	0	0	0	0	0	0	0	0.0	0.0	0	0	0	0	0	0	0	0	0	0	0	0	0	0	0	0	0
NFL TOTALS		7	1	7	4	3	1	5	1.0	5.0	1	0	0	0	0	0	0	0	0	0	0	0	0	0	0	0	0

SINGLE-GAME HIGHS: DEFENSIVE

Total Tackles 3 at Green Bay Packers, Dec 06, 2020
Solo Tackles 2 at Green Bay Packers, Dec 06, 2020

Sacks 1.0 vs. Washington Football Team, Jan 03, 2021
Tackles For Loss 1 vs. Washington Football Team, Jan 03, 2021

2022 GAME-BY-GAME REGULAR-SEASON STATISTICS (PANTHERS)

DATE	OPPONENT	P/S	TACKLES					INTERCEPTIONS					O. FUMB			ST			MISC			SCORE							
			TK	S	A	SK	YDS	TFL	YDS	QBH	NO	YDS	LG	TD	PD	FF	FR	TD	YDS	TK	S		A	FF	FR	S	A	W/L	
09/11	Browns																									L	24-26		
09/18	at Giants																										L	16-19	
09/25	Saints																									W	22-14		
10/02	Cardinals																									L	16-26		
10/09	49ers																									L	15-37		
10/16	at Rams																									L	10-24		
10/23	Buccaneers																									W	21-3		
10/30	at Falcons																									L	34-37+		
11/06	at Bengals																									L	21-42		
11/10	Falcons																									W	25-15		
11/20	at Ravens																									L	3-13		
11/27	Broncos																									W	23-10		
12/11	at Seahawks																									W	30-24		
12/18	Steelers																									L	16-24		
12/24	Lions																									W	37-23		
01/01	at Buccaneers																									L	24-30		
01/08	at Saints																									W	10-7		
2022 TOTALS			0	0	0	0.0	0.0	0	0	0	0	0	0	0	0	0	0	0	0	0	0	0	0	0	0	0	7-10		
+ - Overtime																													

PRO CAREER

- **2022:** Appeared in one game for the Arizona Cardinals.
- **2021:** Spent time on the Las Vegas Raiders practice squad.
- **2020:** Appeared in 13 games for Chicago (one start)...Caught six passes for 48 yards and a touchdown.
- **2019:** Played in 16 games for the Bears (six starts)...Hauled in a career-high 18 receptions for 186 yards and a touchdown.
- **2018:** Appeared in four games for the Chicago Bears...Recorded four receptions for 32 yards.

TRANSACTIONS

- Signed by the Chicago Bears as an undrafted free agent (5/10/18)...Released by Chicago (8/26/21)...Signed to Las Vegas Raiders practice squad (9/29/21)...Released by Las Vegas (1/11/22)...Signed by Las Vegas (1/19/22)...Released by Las Vegas (3/25/22)...Signed by the Cleveland Browns (4/20/22)...Released by Cleveland (8/29/22)...Signed to Arizona Cardinals practice squad (9/15/22)...Signed by Arizona (1/9/23)...Released by Arizona (6/15/23).

COLLEGE & PERSONAL

- Appeared in 27 career games at Georgia (2016-17) after beginning his college career at Hinds (Raymond, Miss.) Community College (2015) and Belhaven University (2014)...Finished his Georgia career with 62 receptions for 910 yards and eight touchdowns...As a senior in 2017, played in all 15 games (14 starts) and led the team with 45 receptions for 720 yards and seven touchdowns...Played in 13 games as a junior in 2016 (three starts)...Finished the season with 17 catches for 190 yards and a touchdown...At Hinds Community College, caught seven catches for 55 yards in six games...A native of Miami, Fla...Attended Ed White HS.

REGULAR SEASON COMPARISON: RECEIVING - ATLANTA FALCONS

DATE	OPP	W/L	GP/GS	REC	YDS.	AVG.	TD	LG	TGTS	YAC
9/27/20	CHI @ ATL	W	P	0	0	0	0	0	1	0
TOTALS		1/0	1/0	0	0	0	0	0	1	0

JAVON WIMS' NFL REGULAR SEASON RUSHING/RECEIVING STATISTICS

DATE	TEAM	RECEIVING							RUSHING				
		GP	GS	NO.	YDS.	AVG.	LG	TD	NO.	YDS.	AVG.	LG	TD
2018	Bears	4	0	4	32	8.0	16	0	0	0	0.0	0	0
2019	Bears	16	6	18	186	10.3	37	1	0	0	0.0	0	0
2020	Bears	13	1	6	48	8.0	13	1	1	2	2.0	2	0
2021	Bears	0	0	0	0	0.0	0	0	0	0	0.0	0	0
2021	Raiders	0	0	0	0	0.0	0	0	0	0	0.0	0	0
2021	TOTAL	0	0	0	0	0.0	0	0	0	0	0.0	0	0
2022	Cardinals	1	0	0	0	0.0	0	0	0	0	0.0	0	0
NFL TOTALS		34	7	28	266	9.5	37	2	1	2	2.0	2	0

JAVON WIMS' NFL POSTSEASON RUSHING/RECEIVING STATISTICS

DATE	TEAM	RECEIVING							RUSHING				
		GP	GS	NO.	YDS.	AVG.	LG	TD	NO.	YDS.	AVG.	LG	TD
2018	Bears	0	0	0	0	0.0	0	0	0	0	0.0	0	0
2020	Bears	1	0	1	28	28.0	28	0	0	0	0.0	0	0
2021	Raiders	0	0	0	0	0.0	0	0	0	0	0.0	0	0
NFL TOTALS		1	0	1	28	28.0	28	0	0	0	0.0	0	0

JAVON WIMS' NFL REGULAR SEASON RETURN STATISTICS

DATE	TEAM	KICKOFF RETURNS					PUNT RETURNS					
		RET.	YDS.	AVG.	LG	TD	NO.	FC	YDS.	AVG.	LG	TD
2018	Bears	0	0	0.0	0	0	0	0	0	0.0	0	0
2019	Bears	0	0	0.0	0	0	0	0	0	0.0	0	0
2020	Bears	0	0	0.0	0	0	0	0	0	0.0	0	0
2021	Bears	0	0	0.0	0	0	0	0	0	0.0	0	0
2021	Raiders	0	0	0.0	0	0	0	0	0	0.0	0	0
2021	TOTAL	0	0	0.0	0	0	0	0	0	0.0	0	0
2022	Cardinals	0	0	0.0	0	0	0	0	0	0.0	0	0
NFL TOTALS		0	0	0.0	0	0	0	0	0	0.0	0	0

JAVON WIMS' NFL POSTSEASON RETURN STATISTICS

DATE	TEAM	KICKOFF RETURNS					PUNT RETURNS					
		RET.	YDS.	AVG.	LG	TD	NO.	FC	YDS.	AVG.	LG	TD
2018	Bears	0	0	0.0	0	0	0	0	0	0.0	0	0
2020	Bears	0	0	0.0	0	0	0	0	0	0.0	0	0
2021	Raiders	0	0	0.0	0	0	0	0	0	0.0	0	0
NFL TOTALS		0	0	0.0	0	0	0	0	0	0.0	0	0

SINGLE-GAME HIGHS: RUSHING/RECEIVING

Rush Attempts	1 vs. Houston Texans, Dec 13, 2020
Rushing Yards	2 vs. Houston Texans, Dec 13, 2020
Longest Runs	2 vs. Houston Texans, Dec 13, 2020
Receptions	5 at Detroit Lions, Nov 28, 2019
Receiving Yards	56 at Detroit Lions, Nov 28, 2019 ...1 more at 56.
Receiving Average	14.0 vs. Minnesota Vikings, Sep 29, 2019

Longest Receptions	37 vs. Minnesota Vikings, Sep 29, 2019
Receiving TDs	1 at Detroit Lions, Sep 13, 2020 ...1 more at 1.
All-Purpose Yards	56 at Detroit Lions, Nov 28, 2019 ...1 more at 56.
Special Teams Tackles	1 vs. Tampa Bay Buccaneers, Oct 08, 2020
Most TDs	1 at Detroit Lions, Sep 13, 2020 ...1 more at 1.
Miscellaneous Tackles	1 at Oakland Raiders, Oct 06, 2019

SINGLE-GAME HIGHS - POSTSEASON: RECEIVING

Receptions	1 at New Orleans Saints, Jan 10, 2021
Receiving Yards	28 at New Orleans Saints, Jan 10, 2021

Longest Receptions	28 at New Orleans Saints, Jan 10, 2021
All-Purpose Yards	28 at New Orleans Saints, Jan 10, 2021

2022 GAME-BY-GAME REGULAR-SEASON STATISTICS (CARDINALS)

DATE	OPPONENT	P/S	RECEIVING					RUSHING					W/L	SCORE	
			NO.	YDS.	AVG.	LG	TD	NO.	YDS.	AVG.	LG	TD			
09/11	Chiefs												L	21-44	
09/18	at Raiders												W	29-23+	
09/25	Rams												L	12-20	
10/02	at Panthers												W	26-16	
10/09	Eagles												L	17-20	
10/16	at Seahawks												L	9-19	
10/20	Saints												W	42-34	
10/30	at Vikings												L	26-34	
11/06	Seahawks												L	21-31	
11/13	at Rams												W	27-17	
11/21	49ers												L	10-38	
11/27	Chargers												L	24-25	
12/12	Patriots												L	13-27	
12/18	at Broncos												L	15-24	
12/25	Buccaneers												L	16-19+	
01/01	at Falcons												L	19-20	
01/08	at 49ers												L	13-38	
2022 TOTALS		0-0	0	0	0.0	0	0	0	0	0.0	0	0	0	4-13	

+ - Overtime

XAVIER WOODS
5'11" // 200
LOUISIANA TECH
WEST MONROE, LA.

25
S

EXPERIENCE (YEARS)
NFL: 7, Panthers: 2

BIRTHDATE: 7.26.95

ACQUIRED: UFA-22 MIN

PRO CAREER

- 2022: Played and started in 15 games...Compiled 86 total tackles and six passes defended...Tied a career-high in Week Two against the New York Giants after recording 11 total tackles...One of 14 players with 400+ tackles, five+ interceptions and five+ forced fumbles since entering the league (2017).
- 2021: Started all 17 games with Minnesota at safety, tallying a career-best three interceptions and 10 pass deflections...Recorded 108 tackles.
- 2020: Started all 15 games he played at Dallas, notching 72 tackles, including two tackles for loss.
- 2019: Started all 15 games he played and tallied 77 total tackles...Recorded five passes defended, two interceptions and two forced fumbles.
- 2018: Started and played in 14 games for the Cowboys...Tallied 56 total tackles, nine passes defended and two interceptions.
- 2017: Appeared in 16 games for Dallas as a rookie (four starts)...Racked up 42 total tackles, an interception and three passes defended.

TRANSACTIONS

- Drafted by Dallas in the sixth round (191st overall) of 2017 NFL Draft...Signed with Minnesota (3/30/21)...Signed with Carolina (3/17/22).

COLLEGE & PERSONAL

- Played four seasons at Louisiana Tech from 2013-16...Named All-Conference USA three times (2014-16)...Finished third in school history with 14 career interceptions to go with a school-best 325 interception return yards...As a senior in 2016, started all 14 games and recorded the second-most tackles on the team (89) to go along with 6.5 tackles for loss...Registered a team-high five interceptions as well as three sacks and six passes defended...In 2015, registered 56 total tackles, including 7.5 tackles for loss...Hauled in three interceptions...As a sophomore, set a school record with 230 interception return yards on a team-high six interceptions (two for touchdowns)...Ranked second on the team with 71 total tackles...As a freshman, played in all 12 games (10 starts), recording 61 total tackles...A native of West Monroe, La...Attended West Monroe HS.

XAVIER WOODS' NFL REGULAR SEASON DEFENSIVE STATISTICS

DATE	TEAM	GP	GS	TACKLES							INTERCEPTIONS					O. FUMB			ST		MISC						
				TK	S	A	TFL	YDS	SK	YDS	QBH	NO	YDS	LG	TD	PD	FF	FR	TD	YDS	TK	S	A	FF	FR	S	A
2017	Cowboys	16	4	40	31	9	1	2	0.0	0.0	4	1	7	7	0	3	0	0	0	6	2	2	0	0	1	0	0
2018	Cowboys	14	14	56	39	17	0	0	0.0	0.0	0	2	15	15	0	9	1	0	0	0	0	0	0	0	0	0	0
2019	Cowboys	15	15	75	51	24	1	3	0.0	0.0	0	2	38	29	0	5	2	1	0	9	2	1	1	0	0	0	0
2020	Cowboys	15	15	72	48	24	2	0	0.0	0.0	2	0	0	0	0	1	0	0	0	0	0	0	0	0	0	0	0
2021	Vikings	17	17	107	71	36	1	1	1.0	3.0	1	3	54	27	0	10	2	0	0	0	1	1	0	0	0	0	0
2022	Panthers	15	15	86	53	33	0	0	0.0	0.0	1	0	0	0	0	6	0	2	0	30	0	0	0	0	0	0	0
NFL TOTALS		92	80	436	293	143	5	6	1.0	3.0	8	8	114	29	0	34	5	3	0	45	5	4	1	0	1	0	0

XAVIER WOODS' NFL POSTSEASON DEFENSIVE STATISTICS

DATE	TEAM	GP	GS	TACKLES							INTERCEPTIONS					O. FUMB			ST		MISC						
				TK	S	A	TFL	YDS	SK	YDS	QBH	NO	YDS	LG	TD	PD	FF	FR	TD	YDS	TK	S	A	FF	FR	S	A
2018	Cowboys	2	2	10	7	3	0	0	0.0	0.0	0	0	0	0	0	0	0	0	0	0	0	0	0	0	0	0	0
NFL TOTALS		2	2	10	7	3	0	0	0.0	0.0	0	0	0	0	0	0	0	0	0	0	0	0	0	0	0	0	0

SINGLE-GAME HIGHS: DEFENSIVE

- Total Tackles** 12 vs. New York Giants, Sep 08, 2019
- Solo Tackles** 10 vs. New York Giants, Sep 08, 2019
- Sacks** 1.0 vs. Dallas Cowboys, Oct 31, 2021
- Passes Defended** 3 vs. Washington Redskins, Nov 22, 2018
...1 more at 3.
- Forced Fumbles** 1 vs. Dallas Cowboys, Oct 31, 2021
...4 more at 1.
- Fumble Recoveries** 1 at New Orleans Saints, Jan 08, 2023
...3 more at 1.

- Tackles For Loss** 1 vs. Pittsburgh Steelers, Dec 09, 2021
...4 more at 1.
- Interceptions** 1 vs. Los Angeles Rams, Dec 26, 2021
...7 more at 1.
- Interception Return Yards** 29 at New York Giants, Nov 04, 2019
- Special Teams Tackles** 1 vs. Pittsburgh Steelers, Dec 09, 2021
...4 more at 1.
- Special Teams Fumble Recoveries** 1 at San Francisco 49ers, Oct 22, 2017
- Longest Opp Fumble Return** 30 at New Orleans Saints, Jan 08, 2023

SINGLE-GAME HIGHS - POSTSEASON: DEFENSIVE

Total Tackles 9 at Los Angeles Rams, Jan 12, 2019
2 vs. Seattle Seahawks, Jan 05, 2019

Solo Tackles 4 at Los Angeles Rams, Jan 12, 2019
2 vs. Seattle Seahawks, Jan 05, 2019

2022 GAME-BY-GAME REGULAR-SEASON STATISTICS (PANTHERS)

DATE	OPPONENT	P/S	TACKLES							INTERCEPTIONS				O. FUMB			ST			MISC		SCORE						
			TK	S	A	SK	YDS	TFL	YDS	QBH	NO	YDS	LG	TD	PD	FF	FR	TD	YDS	TK	S		A	FF	FR	S	A	W/L
09/11	Browns	S	10	2	8	0.0	0.0	0	0	0	0	0	0	1	0	0	0	0	0	0	0	0	0	0	0	0	L	24-26
09/18	at Giants	S	11	6	5	0.0	0.0	0	0	0	0	0	0	0	0	0	0	0	0	0	0	0	0	0	0	L	16-19	
09/25	Saints	S	2	1	1	0.0	0.0	0	0	0	1	0	0	0	0	0	0	0	0	0	0	0	0	0	0	W	22-14	
10/02	Cardinals	S	7	4	3	0.0	0.0	0	0	0	0	0	0	0	0	0	0	0	0	0	0	0	0	0	0	L	16-26	
10/09	49ers		ON INACTIVE LIST																							L	15-37	
10/16	at Rams	S	2	2	0	0.0	0.0	0	0	0	0	0	0	0	0	0	0	0	0	0	0	0	0	0	0	L	10-24	
10/23	Buccaneers	S	4	4	0	0.0	0.0	0	0	0	0	0	0	0	0	0	0	0	0	0	0	0	0	0	0	W	21-3	
10/30	at Falcons	S	5	5	0	0.0	0.0	0	0	0	0	0	0	1	0	0	0	0	0	0	0	0	0	0	0	L	34-37+	
11/06	at Bengals	S	7	4	3	0.0	0.0	0	0	0	0	0	0	0	0	0	0	0	0	0	0	0	0	0	0	L	21-42	
11/10	Falcons	S	8	6	2	0.0	0.0	0	0	0	0	0	0	1	0	0	0	0	0	0	0	0	0	0	0	W	25-15	
11/20	at Ravens	S	5	4	1	0.0	0.0	0	0	0	0	0	0	0	0	0	0	0	0	0	0	0	0	0	0	L	3-13	
11/27	Broncos	S	5	3	2	0.0	0.0	0	0	0	0	0	0	1	0	0	0	0	0	0	0	0	0	0	0	W	23-10	
12/11	at Seahawks		ON INACTIVE LIST																							W	30-24	
12/18	Steelers	S	6	4	2	0.0	0.0	0	0	0	0	0	0	0	0	0	0	0	0	0	0	0	0	0	0	L	16-24	
12/24	Lions	S	3	3	0	0.0	0.0	0	0	0	0	0	0	2	0	0	0	0	0	0	0	0	0	0	0	W	37-23	
01/01	at Buccaneers	S	7	3	4	0.0	0.0	0	0	0	0	0	0	0	0	1	0	0	0	0	0	0	0	0	0	L	24-30	
01/08	at Saints	S	4	2	2	0.0	0.0	0	0	0	0	0	0	0	0	1	0	30	0	0	0	0	0	0	0	W	10-7	
2022 TOTALS			15-15	86	53	33	0.0	0.0	0	0	0	1	0	0	0	0	6	0	2	0	30	0	0	0	0	0	0	7-10

+ - Overtime

CHANDLER WOOTEN
6'3" // 232
AUBURN
ACWORTH, GA

57
LB

EXPERIENCE (YEARS)
NFL: 2, PANTHERS: 2

BIRTHDATE: 4.25.99

ACQUIRED: FA-22

PRO CAREER

- 2022: Saw action in nine games this season...Had one forced fumble in Week Nine against Cincinnati.

TRANSACTIONS

- Signed by the Arizona Cardinals as an undrafted free agent (5/13/22)...Released by the Cardinals (8/30/22)...Signed to the Cardinals' practice squad (8/31/22)...Signed to Carolina Panthers active roster (10/18/22).

COLLEGE & PERSONAL

- Played in 43 career games and recorded 140 tackles (80 solo), 9.5 tackles for loss, two INTs, five passes defended and a fumble recovery at Auburn ... Opted out of the 2020 season due to COVID-19 concerns ... As a senior in 2021, was named a team captain and appeared in 13 games, finishing tied for the team lead in tackles (95) while adding five tackles for loss, an INT and four passes defended ... Member of the SEC academic honor roll ... As a junior in 2019, appeared in 13 games and finished with 27 tackles, 4.5 tackles for loss and an INT ... Saw action in nine games as a reserve LB and totaled 10 tackles as a sophomore in 2018 ... Played in eight games as a backup LB as a true freshman in 2017 and finished the year with eight tackles... A native of Acworth, Ga...Attended North Cobb HS.

CHANDLER WOOTEN'S NFL REGULAR SEASON DEFENSIVE STATISTICS

DATE	TEAM	GP	GS	TACKLES							INTERCEPTIONS				O. FUMB			ST			MISC					
				TK	S	A	TFL	YDS	SK	YDS	QBH	NO	YDS	LG	TD	PD	FF	FR	TD	YDS	TK	S	A	FF	FR	S
2022	Cardinals	0	0	0	0	0	0	0	0	0.0	0.0	0	0	0	0	0	0	0	0	0	0	0	0	0	0	0
2022	Panthers	9	0	0	0	0	0	0	0	0.0	0.0	0	0	0	0	0	0	0	0	0	1	0	1	1	0	0
2022	TOTAL	9	0	0	0	0	0	0	0	0.0	0.0	0	0	0	0	0	0	0	0	0	1	0	1	1	0	0
NFL TOTALS		9	0	0	0	0	0	0	0	0.0	0.0	0	0	0	0	0	0	0	0	0	1	0	1	1	0	0

SINGLE-GAME HIGHS: DEFENSIVE

Special Teams Tackles 1 at Cincinnati Bengals, Nov 06, 2022

Special Teams Forced Fumbles 1 at Cincinnati Bengals, Nov 06, 2022

2022 GAME-BY-GAME REGULAR-SEASON STATISTICS (CARDINALS/PANTHERS)

DATE	OPPONENT	P/S	TACKLES							INTERCEPTIONS				O. FUMB			ST			MISC		SCORE						
			TK	S	A	SK	YDS	TFL	YDS	QBH	NO	YDS	LG	TD	PD	FF	FR	TD	YDS	TK	S		A	FF	FR	S	A	W/L
09/11	Chiefs		PRACTICE SQUAD																							L	21-44	
09/18	at Raiders		PRACTICE SQUAD																							W	29-23+	
09/25	Rams		PRACTICE SQUAD																							L	12-20	
10/02	at Panthers		PRACTICE SQUAD																							W	26-16	
10/09	Eagles		PRACTICE SQUAD																							L	17-20	
10/16	at Seahawks		PRACTICE SQUAD																							L	9-19	
Went from Cardinals to Panthers.																												
10/23	Buccaneers		INACTIVE																							W	21-3	
10/30	at Falcons	P	0	0	0	0.0	0.0	0	0	0	0	0	0	0	0	0	0	0	0	0	0	0	0	0	0	0	L	34-37+
11/06	at Bengals	P	0	0	0	0.0	0.0	0	0	0	0	0	0	0	0	0	0	0	0	0	1	0	1	1	0	0	L	21-42
11/10	Falcons	P	0	0	0	0.0	0.0	0	0	0	0	0	0	0	0	0	0	0	0	0	0	0	0	0	0	0	W	25-15
11/20	at Ravens	P	0	0	0	0.0	0.0	0	0	0	0	0	0	0	0	0	0	0	0	0	0	0	0	0	0	0	L	3-13
11/27	Broncos	P	0	0	0	0.0	0.0	0	0	0	0	0	0	0	0	0	0	0	0	0	0	0	0	0	0	0	W	23-10
12/11	at Seahawks	P	0	0	0	0.0	0.0	0	0	0	0	0	0	0	0	0	0	0	0	0	0	0	0	0	0	0	W	30-24
12/18	Steelers	P	0	0	0	0.0	0.0	0	0	0	0	0	0	0	0	0	0	0	0	0	0	0	0	0	0	0	L	16-24
12/24	Lions	P	0	0	0	0.0	0.0	0	0	0	0	0	0	0	0	0	0	0	0	0	0	0	0	0	0	0	W	37-23
01/01	at Buccaneers	P	0	0	0	0.0	0.0	0	0	0	0	0	0	0	0	0	0	0	0	0	0	0	0	0	0	0	L	24-30
01/08	at Saints		ON INACTIVE LIST																							W	10-7	
2022 TOTALS		9-0	0	0	0	0.0	0.0	0	0	0	0	0	0	0	0	0	0	0	0	1	0	1	1	0	0	0	8-9	

+ - Overtime

SPENCER BROWN
6'0" // 220
ALABAMA-BIRMINGHAM
WARRIOR, ALA.

41
RB

EXPERIENCE (YEARS)
NFL: 1, PANTHERS: 2

BIRTHDATE: 11.13.98

ACQUIRED: FA-22

PRO CAREER

- 2022: Appeared in two games...Finished the year with nine carries for 43 yards...Added two receptions for 10 yards.
- 2021: Appeared in four games for the Panthers.

TRANSACTIONS

- Signed as an undrafted free agent out of UAB (5/10/21)...Waived by Carolina (8/31/21)...Signed to Carolina's practice squad (9/1/21)...Signed by Carolina (1/10/22)...Released by Carolina (9/7/22)...Signed to Carolina's practice squad (10/18/22)...Signed to reserve/future contract by Carolina (1/9/23).

COLLEGE & PERSONAL

- Played four seasons at UAB (2017-20) where he set program records for career rushing yards (4,011), rushing touchdowns (41) and 100-yard rushing games (19)...Finished 11th in Conference USA history in career rushing yards...Only player in Conference USA history to be named Conference USA Championship Game MVP twice (2018 & 2020)...In 2020, earned All-Conference USA second team honors with 111.1 rushing yards per game...Finished his senior year as one of only two active players in the nation to rush for 4,000 career yards...Became UAB's career rushing leader as a Junior in 2019, posting 150 carries for 566 yards and 5 touchdowns...In 2018, finished his Sophomore campaign with 1,227 rushing yards and a school-record 16 rushing touchdowns...Was named First-Team All-Conference USA...Posted career highs as a freshman when he earned Freshman All-America honors and had 1,329 rushing yards with 10 touchdowns...Was named Conference USA Freshman of the Year and Second-Team All-Conference...Went to Mortimer Jordan HS in Warrior, Ala.

SPENCER BROWN'S NFL REGULAR SEASON RUSHING/RECEIVING STATISTICS

DATE	TEAM	RUSHING							RECEIVING				
		GP	GS	NO.	YDS.	AVG.	LG	TD	NO.	YDS.	AVG.	LG	TD
2021	Panthers	1	0	0	0	0.0	0	0	0	0	0.0	0	0
2022	Panthers	2	0	9	43	4.8	7	0	2	10	5.0	9	0
NFL TOTALS		3	0	9	43	4.8	7	0	2	10	5.0	9	0

SINGLE-GAME HIGHS: RUSHING/RECEIVING

Rush Attempts 6 at Atlanta Falcons, Oct 30, 2022
Rushing Yards 27 at Atlanta Falcons, Oct 30, 2022
Longest Runs 7 at Cincinnati Bengals, Nov 06, 2022
 ...2 more at 7.
Receptions 2 at Cincinnati Bengals, Nov 06, 2022

Receiving Yards 10 at Cincinnati Bengals, Nov 06, 2022
Longest Receptions 9 at Cincinnati Bengals, Nov 06, 2022
All-Purpose Yards 27 at Atlanta Falcons, Oct 30, 2022

2022 GAME-BY-GAME REGULAR-SEASON STATISTICS (PANTHERS)

DATE	OPPONENT	P/S	RUSHING					RECEIVING					TD	W/L	SCORE
			NO.	YDS.	AVG.	LG	TD	NO.	YDS.	AVG.	LG				
09/11	Browns													L	24-26
09/18	at Giants													L	16-19
09/25	Saints													W	22-14
10/02	Cardinals													L	16-26
10/09	49ers													L	15-37
10/16	at Rams													L	10-24
10/23	Buccaneers													W	21-3
10/30	at Falcons													L	34-37+
11/06	at Bengals													L	21-42
11/10	Falcons													W	25-15
11/20	at Ravens													L	3-13
11/27	Broncos													W	23-10
12/11	at Seahawks													W	30-24
12/18	Steelers													L	16-24
12/24	Lions													W	37-23
01/01	at Buccaneers													L	24-30
01/08	at Saints													W	10-7
2022 TOTALS		0-0	0	0	0.0	0	0	0	0	0	0.0	0	0	0	7-10
+ - Overtime															

PRO CAREER

- 2022: Appeared in two total games, one for the Green Bay Packers (Week Eight) and one for the Carolina Panthers (Week 12).

TRANSACTIONS

- Signed by the Atlanta Falcons as an undrafted free agent (5/14/21)...Released by the Falcons (8/31/22)...Signed to the Miami Dolphins practice squad (11/17/21)...Waived from the Miami Dolphins practice squad (11/29/21)...Signed with the Tennessee Titans (1/11/22)...Released by the Titans (5/2/22)...Signed by the Green Bay Packers (5/9/22)...Released by the Packers (8/30/22)...Added to Green Bay's practice squad (8/31/22)...Released by the Packers (11/1/22)...Signed to Carolina's practice squad(11/7/22)...Signed to reserve/future contract by Carolina (1/9/23).

COLLEGE & PERSONAL

- Played four seasons (2017-20) at Mississippi State University after redshirting as a freshman in 2016...Appeared in 49 total games with 13 career starts...Totaled 102 tackles, including 22 tackles for loss and 7.0 sacks...Posted a career-best of 32 tackles in 2020...Attended Starkville High School in Starkville, Mississippi.

KOBE JONES' NFL REGULAR SEASON DEFENSIVE STATISTICS

DATE	TEAM	GP	TACKLES							INTERCEPTIONS					O. FUMB					ST			MISC				
			GS	TK	S	A	TFL	YDS	SK	YDS	QBH	NO	YDS	LG	TD	PD	FF	FR	TD	YDS	TK	S	A	FF	FR	S	A
2021	Falcons	0	0	0	0	0	0	0	0.0	0.0	0	0	0	0	0	0	0	0	0	0	0	0	0	0	0	0	0
2022	Packers	1	0	0	0	0	0	0	0.0	0.0	0	0	0	0	0	0	0	0	0	0	0	0	0	0	0	0	
2022	Panthers	1	0	0	0	0	0	0	0.0	0.0	0	0	0	0	0	0	0	0	0	0	0	0	0	0	0	0	
2022	TOTAL	2	0	0	0	0	0	0	0.0	0.0	0	0	0	0	0	0	0	0	0	0	0	0	0	0	0	0	
NFL TOTALS		2	0	0	0	0	0	0	0.0	0.0	0	0	0	0	0	0	0	0	0	0	0	0	0	0	0	0	

2022 GAME-BY-GAME REGULAR-SEASON STATISTICS (PACKERS/PANTHERS)

DATE	OPPONENT	P/S	TACKLES							INTERCEPTIONS					O. FUMB					ST			MISC				
			TK	S	A	SK	YDS	TFL	YDS	QBH	NO	YDS	LG	TD	PD	FF	FR	TD	YDS	TK	S	A	FF	FR	S	A	W/L
09/11	at Vikings																									L	7-23
09/18	Bears																									W	27-10
09/25	at Buccaneers																									W	14-12
10/02	Patriots																									W	27-24+
10/09	Giants																								L	22-27	
10/16	Jets																								L	10-27	
10/23	at Commanders																								L	21-23	
10/30	at Bills	P	0	0	0	0.0	0.0	0	0	0	0	0	0	0	0	0	0	0	0	0	0	0	0	0	L	17-27	
11/06	at Lions																								L	9-15	
NOT ON ROSTER																											
Went from Packers to Panthers.																											
11/10	Falcons																									W	25-15
11/20	at Ravens																									L	3-13
11/27	Broncos	P	0	0	0	0.0	0.0	0	0	0	0	0	0	0	0	0	0	0	0	0	0	0	0	0	0	W	23-10
12/11	at Seahawks																									W	30-24
12/18	Steelers																									L	16-24
12/24	Lions																									W	37-23
01/01	at Buccaneers																									L	24-30
01/08	at Saints																									W	10-7
2022 TOTALS		2-0	0	0	0	0.0	0.0	0	0	0	0	0	0	0	0	0	0	0	0	0	0	0	0	0	0	8-9	

+ - Overtime

DEREK WRIGHT
6'1" // 195
UTAH STATE
STERLING, UTAH

83
WR

EXPERIENCE (YEARS)		BIRTHDATE	ACQUIRED
NFL	PANTHERS	8.13.98	FA-22
1	1		

PRO CAREER

- 2022: Spent the season on Carolina's practice squad.

TRANSACTIONS

- Signed as an undrafted free agent with Carolina (5/1/22)...Released by Carolina (8/30/22)...Signed to Carolina's practice squad (8/31/22)...Signed to reserve/future contract by Carolina (1/9/23).

COLLEGE & PERSONAL

- Caught 66 passes for 1,013 yards (15.3 ypg) with 13 touchdowns during his career at Utah State and ranks 36th all-time in school history in receiving yards as he is one of 36 players to record 1,000-career receiving yards...His 11 touchdown receptions in 2021 tied for the second-most in a single season in school history...In 2021, earned honorable mention all-Mountain West honors as he played in all 14 games with 10 starts...Finished the season with 48 receptions for 789 yards (16.44 ypr/59.36 ypg) and a team-best 11 touchdown catches...Earned Arizona Community College Athletic Conference (ACCAC) first-team honors at wide receiver as a sophomore at Snow College in Ephraim, Utah...Went to Manti High School in Sterling, Utah.

DEREK WRIGHT'S NFL REGULAR SEASON RUSHING/RECEIVING STATISTICS

DATE	TEAM	RECEIVING							RUSHING				
		GP	GS	NO.	YDS.	AVG.	LG	TD	NO.	YDS.	AVG.	LG	TD
2022	Panthers	0	0	0	0	0.0	0	0	0	0	0.0	0	0
NFL TOTALS		0	0	0	0	0.0	0	0	0	0	0.0	0	0

2022 GAME-BY-GAME REGULAR-SEASON STATISTICS (PANTHERS)

DATE	OPPONENT	P/S	RECEIVING						RUSHING					W/L	SCORE
			NO.	YDS.	AVG.	LG	TD	NO.	YDS.	AVG.	LG	TD			
09/11	Browns							PRACTICE SQUAD					L	24-26	
09/18	at Giants							PRACTICE SQUAD					L	16-19	
09/25	Saints							PRACTICE SQUAD					W	22-14	
10/02	Cardinals							PRACTICE SQUAD					L	16-26	
10/09	49ers							DID NOT PLAY (NON-INJURY)					L	15-37	
10/16	at Rams							PRACTICE SQUAD					L	10-24	
10/23	Buccaneers							PRACTICE SQUAD					W	21-3	
10/30	at Falcons							PRACTICE SQUAD					L	34-37+	
11/06	at Bengals							PRACTICE SQUAD					L	21-42	
11/10	Falcons							PRACTICE SQUAD					W	25-15	
11/20	at Ravens							PRACTICE SQUAD					L	3-13	
11/27	Broncos							PRACTICE SQUAD					W	23-10	
12/11	at Seahawks							PRACTICE SQUAD					W	30-24	
12/18	Steelers							PRACTICE SQUAD					L	16-24	
12/24	Lions							PRACTICE SQUAD					W	37-23	
01/01	at Buccaneers							PRACTICE SQUAD					L	24-30	
01/08	at Saints							PRACTICE SQUAD					W	10-7	
2022 TOTALS		0-0	0	0	0.0	0	0	0	0	0.0	0	0	7-10		

+ - Overtime

ROOKIES





BRUCE YOUNG
5'10" // 204
ALABAMA
PASADENA, CALIF.

9
QB

EXPERIENCE (YEARS)		BIRTHDATE	ACQUIRED
NFL	PANTHERS	7.25.01	D1-23
R	R		

TRANSACTIONS

- Drafted by Carolina in the first round of 2023 NFL Draft (1st overall).

COLLEGE & PERSONAL

- Spent three seasons (2020-22) at Alabama, appearing in 36 career games...Finished his career as the only quarterback in Alabama history to throw for 3,000-plus yards in two seasons (2021 & 2022)...Finished second in program history for career passing yards (8,356) and passing touchdowns (80)...As a junior, finished the season with 3,328 passing yards and 32 touchdowns...Also ran for 185 yards and four touchdowns...Earned second team All-American and second team All-SEC honors...As a sophomore, set the Alabama single-season marks for passing yards (4,872) and touchdowns (47)...A consensus first team All-American, won the Heisman Trophy while also claiming the Maxwell, Davey O'Brien and Manning awards...Garnered SEC Offensive Player of the Year honors...As a freshman, saw action in nine games finishing the season 13 of 22 for 156 yards and a touchdown...A native of Pasadena, Calif...Attended Mater Dei HS.



JONATHAN MINGO
6'2" // 225
MISSISSIPPI
BRANDON, MISS.

15
WR

EXPERIENCE (YEARS)		BIRTHDATE	ACQUIRED
NFL	PANTHERS	4.20.01	D2-23
R	R		

TRANSACTIONS

- Selected by Carolina in the second round (39th overall) of the 2023 NFL Draft.

COLLEGE & PERSONAL

- Played four seasons (2019-22) at the University of Mississippi, appearing in 40 career games...Recorded 112 receptions for 1,758 yards and 12 touchdowns for the Rebels...As a senior, finished with a career-high 51 receptions for 861 yards and five touchdowns...Earned all-SEC second team voted on by the coaches...Set a new program record with 247 receiving yards in a single game against Vanderbilt (10/8/22)...As a junior, started six games, missing seven games due to injury, but still racked up 346 yards on 22 catches...During his sophomore season, he played in 10 games with eight starts, hauling in 27 catches for 279 yards and three touchdowns...Started all 12 games as a true freshman...Hauled in 12 catches for 172 yards and a touchdown...A native of Brandon, Miss...Attended Brandon HS.



DJ
JOHNSON
6'4" // 260
OREGON
SACRAMENTO, CALIF.

52
OLB

EXPERIENCE (YEARS)		BIRTHDATE	ACQUIRED
NFL	PANTHERS	10.21.98	D3-23
R	R		

TRANSACTIONS

- Drafted by the Panthers in the third round (80th overall) of the 2023 NFL Draft.

COLLEGE & PERSONAL

- Appeared in 42 career collegiate games after spending his freshman year at Miami (Fla.) (2017) and finishing his career at Oregon (2018-2022)...Closed his collegiate career with 67 total tackles, 19.5 tackles for loss and nine sacks over six seasons...As a senior, earned Coaches Pac-12 All-Conference honorable mention after posting career-highs in total tackles (39), tackles for loss (8.5) and sacks (6.0)...As a junior, contributed in all three phases, playing 268 total snaps (152 on defense, 98 on offense and 18 on special teams)...Finished the season with 11 total tackles, two tackles for a loss and a sack...Added one catch for 11 yards on offense at tight end...As a junior, played in all seven games during the pandemic-shortened 2020 season...Caught 10 passes for 113 yards and three touchdowns...As a redshirt sophomore, was one of two players in the nation with at least seven tackles, three tackles for loss, one sack and a forced fumble in a single game...Finished the season with 14 tackles, five tackles for loss and two sacks...As a freshman at Miami (Fla.), saw action in eight games finishing the season with three total tackles...A native of Sacramento, Calif...Attended Luther Burbank HS.



CHANDLER
ZAVALA
6'5" // 325
NORTH CAROLINA STATE
BOYNTON BEACH, FLA

62
G

EXPERIENCE (YEARS)		BIRTHDATE	ACQUIRED
NFL	PANTHERS	4.2.99	D4-23
R	R		

TRANSACTIONS

- Selected by Carolina in the fourth round (114th overall) of the 2023 NFL Draft.

COLLEGE & PERSONAL

- Played his last two seasons at NC State (2021-22), after playing his three seasons at Fairmont State (2017-19)...During his senior season, he was named first-team All-ACC and Academic All-ACC after starting all 12 games...As a junior, missed the last seven games of the season due to a back injury, but in the five games that he played the Wolfpack averaged 172 rushing yards per game...Two-year starter at left guard at Fairmont State, he played in 23 games and started 20 (2017-19)...A native of Boynton Beach, Fla...Attended Forest Park HS...His father Demetrio Zavala, is a chef who is a two-time chopped champion.



JAMMIE ROBINSON
5'11" // 195
FLORIDA STATE
CORDELE, GA.

22
S

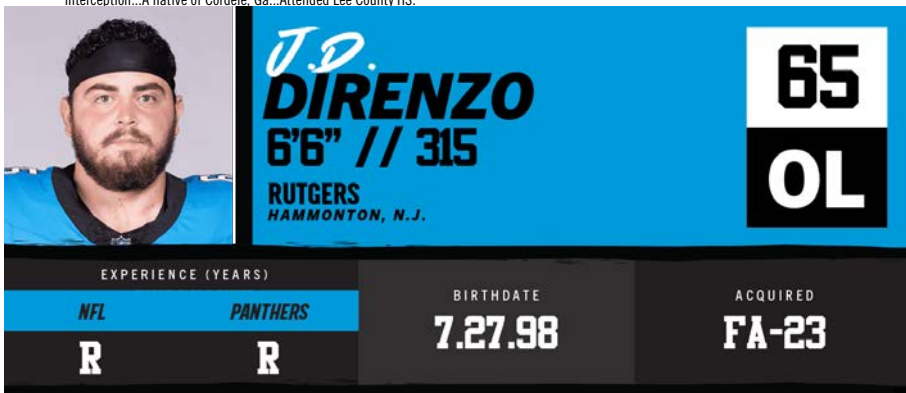
EXPERIENCE (YEARS)		BIRTHDATE	ACQUIRED
NFL	PANTHERS	1.24.01	05-23
R	R		

TRANSACTIONS

- Drafted by Carolina in the fifth round of 2023 NFL Draft (145th overall).

COLLEGE & PERSONAL

- Appeared in 47 career games with 37 starts after beginning his career at South Carolina (2019-2020) and finishing with Florida State (2021-22)...Recorded 319 career tackles, including 15.5 tackles for loss, one sack, seven interceptions, 16 pass breakups, three forced fumbles and one fumble recovery...As a senior, garnered first-team All-ACC honors...Recorded a team-high 99 tackles, including five tackles for loss with one sack, one interception, five pass breakups and one fumble recovery...As a junior, recorded a team-high 85 tackles, including seven for loss, team-high four interceptions, three pass breakups and two forced fumbles...Earned first-team All-ACC honors...As a sophomore, recorded 74 total tackles, including two tackles for loss and four pass breakups...As a freshman, registered 62 total tackles, four passes defended and an interception...A native of Cordele, Ga...Attended Lee County HS.



J.D. DIRENZO
6'6" // 315
RUTGERS
HAMMONTON, N.J.

65
OL

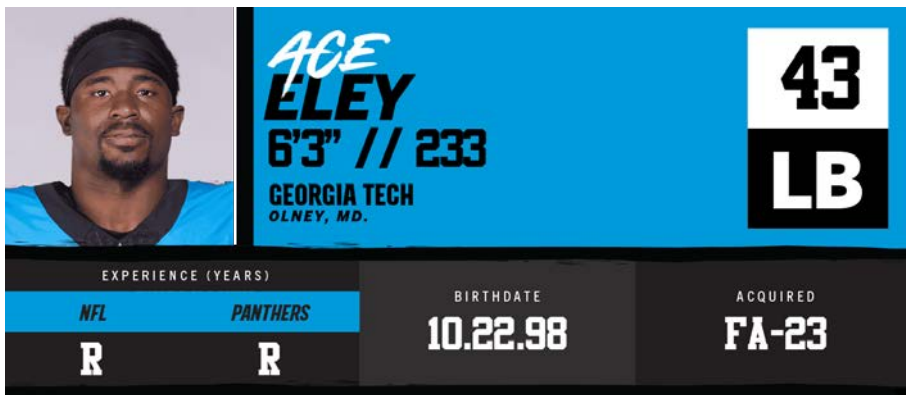
EXPERIENCE (YEARS)		BIRTHDATE	ACQUIRED
NFL	PANTHERS	7.27.98	FA-23
R	R		

TRANSACTIONS

- Signed as an undrafted free agent by the Carolina Panthers (5/11/23).

COLLEGE & PERSONAL

- Appeared in 52 career games (24 at Rutgers, 28 at Sacred Heart)...Began his college career at Sacred Heart (2017-2021) before transferring to Rutgers (2022)...In 2022, started all 12 games on the offensive line for Rutgers (nine at left guard, three at left tackle)...In 2021, started all 12 games at left tackle for Sacred Heart...Earned first team All-Northeast Conference and All-New England honors...In the spring of 2021, started all five games at left tackle...Named American Football Coaches Association First Team All-America and first team All-Northeast Conference...In 2019, started all 12 games at left tackle...Named first team All-Northeast Conference and second team All-ECAC...In 2018, started all 11 games at right tackle...Helped lead the NEC's top rushing offense (241.1 yards per game)...A native of Hammonton, N.J...Attended St. Joseph Academy.



ACE ELEY
6'3" // 233
GEORGIA TECH
OLNEY, MD.

43
LB

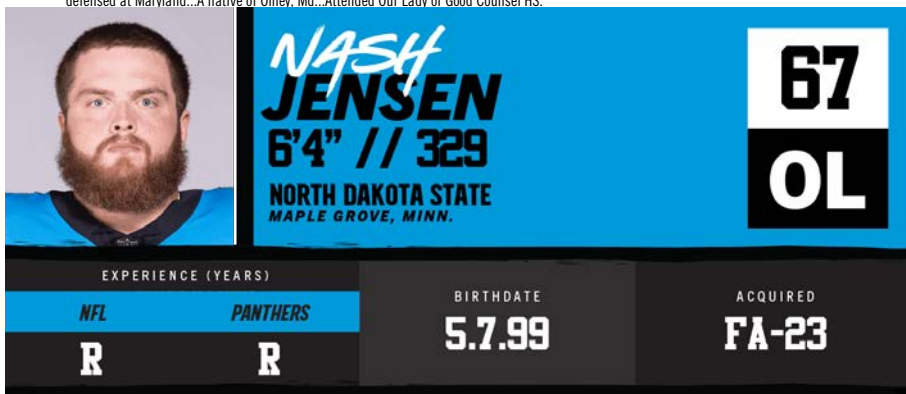
EXPERIENCE (YEARS)		BIRTHDATE	ACQUIRED
NFL	PANTHERS	10.22.98	FA-23
R	R		

TRANSACTIONS

- Signed as an undrafted free agent by the Carolina Panthers (5/16/23).

COLLEGE & PERSONAL

- Began his career at Maryland (2017-2020) where he appeared in 26 games and made 11 starts over three seasons (2018-2020)...In 2022, started all 12 games at Georgia Tech, earning second-team all-ACC honors after recording 118 total tackles (ranked 15th nationally), 3.5 sacks, 9.5 tackles for loss, four forced fumbles and two fumble recoveries...Was one of only two NCAA Division 1 FBS players since 2000 to record at least 118 tackles, 3.5 sacks, 9.5 tackles for loss, four forced fumbles and two fumble recoveries in a regular season...In 2021, ranked second on the team, fifth in the ACC and 48th nationally with 90 total tackles in his first season at Georgia Tech...As a sophomore in 2019 at Maryland, earned honorable mention all-Big Ten after tallying 79 total tackles, including four tackles for loss, a half-sack, two fumble recoveries, an interception and five passes defended in 11 games...Totalled 109 total tackles, five tackles for loss, three fumble recoveries, two interceptions and eight passes defended at Maryland...A native of Olney, Md...Attended Our Lady of Good Counsel HS.



NASH JENSEN
6'4" // 329
NORTH DAKOTA STATE
MAPLE GROVE, MINN.

67
OL


EXPERIENCE (YEARS)		BIRTHDATE	ACQUIRED
NFL	PANTHERS	5.7.99	FA-23
R	R		

TRANSACTIONS

- Signed as an undrafted free agent by the Carolina Panthers (5/12/23).

COLLEGE & PERSONAL

- Played in 70 collegiate games at North Dakota State (2017-2022)...Part of a Bison program that went 78-8 with four NCAA Division 1 FCS National Championships and four Missouri Valley Football Conference titles over his six years...In 2022, was named first-team AP All-American and All-Missouri Valley Football Conference first team...Allowed just one sack and zero penalties...Made all 15 starts at left guard in 2021...Blocked for a rushing attack that ranked No.2 in the FCS averaging 280.6 yards per game...From 2020-21, started all 10 games at left guard...Part of an offensive line group that ranked fourth in the FCS in fewest sacks and tackles for loss allowed...In 2019, started all 16 games at left guard...Team rushed for a school-record 4,601 yards...In 2018, appeared in all 15 games following a redshirt season in 2017...A native of Maple Grove, Minn...Attended Osseo HS.



**RICKY
LEE**
6'5" // 289
NORTH CAROLINA A&T
JACKSONVILLE, FLA

61
T

EXPERIENCE (YEARS)		BIRTHDATE	ACQUIRED
NFL	PANTHERS	11.16.99	FA-23
R	R		

TRANSACTIONS

- Signed as an undrafted free agent with Carolina (5/11/23).

COLLEGE & PERSONAL

- Played two seasons at N.C. A&T after transferring from rival N.C. Central...Named All-Big South Second Team after being part of an offensive line that gave up the fewest sacks in the league...During the 2021 season, he started all 11 games for the Aggies...Played the second-most snaps on the team among offensive linemen with 648...Posted a grade of 80 during 475 positive plays...Missed the 2020 season due to covid-19 forced the cancelation of the season...In his two seasons at N.C. Central (2018-19), he played and started in 23 games...A native of Jacksonville, Fla...Attended Robert E.Lee HS.



**EKU
LEOTA**
6'4" // 257
AUBURN
ASHEVILLE, N.C.

46
OLB

EXPERIENCE (YEARS)		BIRTHDATE	ACQUIRED
NFL	PANTHERS	5.11.99	FA-23
R	R		

TRANSACTIONS

- Signed as an undrafted free agent by the Carolina Panthers (5/11/23).

COLLEGE & PERSONAL

- Appeared in 36 career games (18 at Auburn, 18 at Northwestern) while making 10 starts (nine at Auburn, one at Northwestern)...Began his college career at Northwestern (2019-20) prior to finishing at Auburn (2021-22)...In 2022, played in only five games due to injury...Recorded 17 total tackles, including 5.5 tackles for loss and two sacks...In 2021, recorded a career-high 23 total tackles, including 10.0 tackles for loss and seven sacks...In 2020, recorded 13 tackles at Northwestern, including 5.5 tackles for loss and four sacks...In 2019, appeared in 10 games and recorded 12 total tackles, including 4.5 tackles for loss and 2.5 sacks...A native of Asheville, N.C...Attended Asheville HS.



MARK MILTON
6'2" // 191
BAYLOR
HOUSTON, TEXAS

37
CB

EXPERIENCE (YEARS)		BIRTHDATE	ACQUIRED
NFL	PANTHERS	9.14.99	FA-23
R	R		

TRANSACTIONS

- Signed as an undrafted free agent by the Carolina Panthers (5/11/23).

COLLEGE & PERSONAL

- Played in 51 career games at Baylor (2018-2022), tallying 97 total tackles, an interception and nine passes defended...In 2022, named honorable mention All-Big 12 by the league coaches after posting 46 total tackles, an interception and a career-high four passes defended...In 2021, played in all 14 games (two starts) as a redshirt junior...Recorded 27 total tackles and two passes defended...In 2020, appeared in eight games, finishing the season with 17 total tackles, including 1.5 tackles for loss...In 2019, played in 14 games and finished the season with seven total tackles, a pass defended and a forced fumble...Appeared in three games as a freshman...A native of Houston, Texas...Attended Clear Brook HS.



JOSH VANN
5'11" // 192
SOUTH CAROLINA
TUCKER, GA.

87
WR

EXPERIENCE (YEARS)		BIRTHDATE	ACQUIRED
NFL	PANTHERS	3.10.00	FA-23
R	R		

TRANSACTIONS

- Signed as an undrafted free agent by the Carolina Panthers (5/12/23).

COLLEGE & PERSONAL

- Appeared in 57 career games (21 starts) at South Carolina (2018-2022)...Finished his career ranked 16th in school history with 108 career receptions, logging 1,352 yards...Averaged 12.6 yards on 19 career punt returns...In 2022, played in 12 games and recorded 18 receptions for 296 yards and three touchdowns...Tallied a career-high 16.4 yards per reception...In 2021, played in 13 games while making 12 starts...Named fourth team All-SEC by Phil Steele and honorable mention by ProFootballFocus...Recorded a career-high 43 receptions for 679 yards and five touchdowns...In 2020, played in 10 games and recorded 10 receptions for 88 yards and a touchdown...In 2019, saw action in nine games...Tallied 19 receptions for 171 yards...As a freshman, played in 13 games and recorded 18 receptions for 118 yards and a touchdown...A native of Tucker, Ga...Attended Tucker HS.



SEASON IN REVIEW

2022

2022 FINAL NFL STANDINGS

AMERICAN FOOTBALL CONFERENCE												
EAST DIVISION												
TEAM	W	L	T	PCT	PF	PA	NET PTS	HOME	AWAY	CONF	DIV	STREAK
Buffalo Bills	13	3	0	.813	455	286	169	7-1-0	6-2-0	9-2-0	4-2-0	Won 7
Miami Dolphins	9	8	0	.529	397	399	-2	6-2-0	3-6-0	7-5-0	3-3-0	Won 1
New England Patriots	8	9	0	.471	364	347	17	4-4-0	4-5-0	6-6-0	3-3-0	Lost 1
New York Jets	7	10	0	.412	296	316	-20	3-5-0	4-5-0	5-7-0	2-4-0	Lost 6

NORTH DIVISION												
TEAM	W	L	T	PCT	PF	PA	NET PTS	HOME	AWAY	CONF	DIV	STREAK
Cincinnati Bengals	12	4	0	.750	418	322	96	6-1-0	6-3-0	8-3-0	3-3-0	Won 8
Baltimore Ravens	10	7	0	.588	350	315	35	5-3-0	5-4-0	6-6-0	3-3-0	Lost 2
Pittsburgh Steelers	9	8	0	.529	308	346	-38	4-4-0	5-4-0	5-7-0	3-3-0	Won 4
Cleveland Browns	7	10	0	.412	361	381	-20	4-4-0	3-6-0	4-8-0	3-3-0	Lost 1

SOUTH DIVISION												
TEAM	W	L	T	PCT	PF	PA	NET PTS	HOME	AWAY	CONF	DIV	STREAK
Jacksonville Jaguars	9	8	0	.529	404	350	54	5-3-0	4-5-0	8-4-0	4-2-0	Won 5
Tennessee Titans	7	10	0	.412	298	359	-61	3-5-0	4-5-0	5-7-0	3-3-0	Lost 7
Indianapolis Colts	4	12	1	.265	289	427	-138	2-6-0	2-6-1	4-7-1	1-4-1	Lost 7
Houston Texans	3	13	1	.206	289	420	-131	0-7-1	3-6-0	3-8-1	3-2-1	Won 1

WEST DIVISION												
TEAM	W	L	T	PCT	PF	PA	NET PTS	HOME	AWAY	CONF	DIV	STREAK
Kansas City Chiefs	14	3	0	.824	496	369	127	7-1-0	7-2-0	9-3-0	6-0-0	Won 5
Los Angeles Chargers	10	7	0	.588	391	384	7	5-3-0	5-4-0	7-5-0	2-4-0	Lost 1
Las Vegas Raiders	6	11	0	.353	395	418	-23	4-4-0	2-7-0	5-7-0	3-3-0	Lost 3
Denver Broncos	5	12	0	.294	287	359	-72	4-4-0	1-8-0	3-9-0	1-5-0	Won 1

NATIONAL FOOTBALL CONFERENCE												
EAST DIVISION												
TEAM	W	L	T	PCT	PF	PA	NET PTS	HOME	AWAY	CONF	DIV	STREAK
Philadelphia Eagles	14	3	0	.824	477	344	133	7-2-0	7-1-0	9-3-0	4-2-0	Won 1
Dallas Cowboys	12	5	0	.706	467	342	125	8-1-0	4-4-0	8-4-0	4-2-0	Lost 1
New York Giants	9	7	1	.559	365	371	-6	5-3-1	4-4-0	4-7-1	1-4-1	Lost 1
Washington Commanders	8	8	1	.500	321	343	-22	4-5-0	4-3-1	5-6-1	2-3-1	Won 1

NORTH DIVISION												
TEAM	W	L	T	PCT	PF	PA	NET PTS	HOME	AWAY	CONF	DIV	STREAK
Minnesota Vikings	13	4	0	.765	424	427	-3	8-1-0	5-3-0	8-4-0	4-2-0	Won 1
Detroit Lions	9	8	0	.529	453	427	26	5-4-0	4-4-0	7-5-0	5-1-0	Won 2
Green Bay Packers	8	9	0	.471	370	371	-1	5-4-0	3-5-0	6-6-0	3-3-0	Lost 1
Chicago Bears	3	14	0	.176	326	463	-137	2-7-0	1-7-0	1-11-0	0-6-0	Lost 10

SOUTH DIVISION												
TEAM	W	L	T	PCT	PF	PA	NET PTS	HOME	AWAY	CONF	DIV	STREAK
Tampa Bay Buccaneers	8	9	0	.471	313	358	-45	5-4-0	3-5-0	8-4-0	4-2-0	Lost 1
Carolina Panthers	7	10	0	.412	347	374	-27	5-4-0	2-6-0	6-6-0	4-2-0	Won 1
Atlanta Falcons	7	10	0	.412	365	386	-21	6-3-0	1-7-0	6-6-0	2-4-0	Won 2
New Orleans Saints	7	10	0	.412	330	345	-15	4-5-0	3-5-0	5-7-0	2-4-0	Lost 1

WEST DIVISION												
TEAM	W	L	T	PCT	PF	PA	NET PTS	HOME	AWAY	CONF	DIV	STREAK
San Francisco 49ers	13	4	0	.765	450	277	173	8-1-0	5-3-0	10-2-0	6-0-0	Won 10
Seattle Seahawks	9	8	0	.529	407	401	6	5-4-0	4-4-0	6-6-0	4-2-0	Won 2
Los Angeles Rams	5	12	0	.294	307	384	-77	4-5-0	1-7-0	3-9-0	1-5-0	Lost 2
Arizona Cardinals	4	13	0	.235	340	449	-109	1-8-0	3-5-0	3-9-0	1-5-0	Lost 7

2022 TEAM STATS

MATT RHULE (5 GAMES) / STEVE WILKS (12 GAMES)		
WON 7, LOST 10		
09/11	L	24-25 Cleveland
09/18	L	16-19 at N.Y. Giants
09/25	W	22-14 New Orleans
10/02	L	16-26 Arizona
10/09	L	15-37 San Francisco
10/16	L	10-24 at L.A. Rams
10/23	W	21-3 Tampa Bay
10/30	L	34-37 (OT) at Atlanta
11/06	L	21-42 at Cincinnati
11/10	W	25-15 Atlanta
11/20	L	3-13 at Baltimore
11/27	W	23-10 Denver
12/11	W	30-24 at Seattle
12/18	L	16-24 Pittsburgh
12/24	W	37-23 Detroit
01/01	L	24-30 at Tampa Bay
01/08	W	10-7 at New Orleans

2022 TEAM STATISTICS			
		CAR	OPP.
FIRST DOWNS		281	346
Rushing		119	125
Passing		138	194
Penalty		24	27
Third Down-Made/Att		64/202	95/231
Third Down Efficiency		31.7%	41.1%
Fourth Down-Made/Att		12/21	8/18
Fourth Down Efficiency		57.1%	44.4%
TOTAL NET YARDS		5,206	5,953
Avg. Per Game		306.2	350.2
Total Plays		976	1,103
Avg. Per Play		5.3	5.4
NET YARDS RUSHING		2,210	2,085
Avg. Per Game		130.0	122.6
Total Rushes		483	488
Avg. Per Rush		4.6	4.3
NET YARDS PASSING		2,996	3,868
Avg. Per Game		176.2	227.5
Sacked/Yards Lost		36/250	35/230
Gross Yards		3,246	4,098
Attempts/Completions		457/267	580/383
Pct. of Completion		58.4%	66.0%
Had Intercepted		13	10

PUNTS/AVERAGE		61/48.5	78/45.8
Net Punting Average		44.1	40.8
PUNT RETURN/AVG.		34/6.4	27/8.6
NICKOFF RETURN/AVG.		31/24.1	33/22.4
INTERCEPTION RETURN/AVG.		10/18.9	13/12.8
PENALTIES/YARDS		104/862	105/966
FUMBLES/BALL LOST		29/8	16/7
TOUCHDOWNS		36	44
Rushing		16	17
Passing		16	25
Returns		4	2

EXTRA POINTS/ATTEMPTS		30/32	36/40
TWO POINT CONVERSION/ATT.		1/4	1/4
FIELD GOALS/ATTEMPTS		33/35	24/33
AVG. TIME OF POSSESSION		28:20	31:40

SCORE BY PERIODS									
TEAM	Q1	Q2	Q3	Q4	OT	PTS			
TEAM	47	107	63	130	0	347			
OPPONENTS	41	119	70	141	3	374			

SCORING									
	TD	RU	PA	RT	K-PT	FG	ZPT	S	PTS
E. Pifreiro	0	0	0	0	30/32	33/35	0	0	129
D. Moore	7	0	7	0	0/0	0/0	0	0	42
D. Foreman	5	5	0	0	0/0	0/0	1	0	32
R. Blackshear	3	3	0	0	0/0	0/0	0	0	18
C. McCaffrey	3	2	1	0	0/0	0/0	0	0	18
T. Tremble	3	0	3	0	0/0	0/0	0	0	18
S. Darnold	2	2	0	0	0/0	0/0	0	0	12
C. Hubbard	2	2	0	0	0/0	0/0	0	0	12
L. Shenault Jr.	2	1	1	0	0/0	0/0	0	0	12
S. Smith	2	0	2	0	0/0	0/0	0	0	12
R. Anderson	1	0	1	0	0/0	0/0	0	0	6
M. Haynes Sr.	1	0	0	1	0/0	0/0	0	0	6
D. Jackson	1	0	0	1	0/0	0/0	0	0	6
M. Jordan	1	0	0	1	0/0	0/0	0	0	6
F. Luvu	1	0	0	1	0/0	0/0	0	0	6
T. Marshall Jr.	1	0	1	0	0/0	0/0	0	0	6
B. Mayfield	1	1	0	0	0/0	0/0	0	0	6
TEAM	36	16	16	4	30/32	33/35	1	0	347
OPPONENTS	44	17	25	2	36/40	24/33	1	0	374

2-PT Conv: D. Foreman 1, C. McCaffrey 0, TM 1-4, OPP 1-4

E. Pifreiro: (34G) (31G, 32G, 38G) (45G, 48G, 34G) (54G) (41WL, 43G, 37G, 34G) (42G) (-) (37G, 42G, 32WL) (-) (46G, 49G, 40G, 37G) (32G) (42G, 26G, 36G) (47G, 32G, 39G) (29G, 32G, 52G) (37G, 40G, 36G) (49G) (42G)

OPP: (26G, 34G, 36G, 58G) (36G, 33G, 52G, 56G) (30B, 48WR) (33G, 39G) (49G, 43G) (27G) (30G, 34G, 41G) (48WL) (33G) (32G, 37G) (27G, 56WL) (27G) (50G) (34G) (53SH, 22G, 26B) (44WL, 53B)

SACKS: B. Burns 12.5, F. Luvu 7.0, M. Haynes Sr. 5.0, Y. Gross-Matos 2.4, A. Barro 2.0, D. Wilson 2.0, D. Brown 1.0, J. Chino 1.0, M. Ioannidis 1.0, S. Thompson 0.5, C. Littleton 0.5, TM 35.0, OPP 36.0												
PASSING	ATT	COMP	YDS	COMP%	YDS/ATT	TD	INT	INT%	LONG	SACK	LOS	RATING
B. Mayfield	206	119	1,213	57.8	5.8	6	2.9	5.1	75	19	74	82.6
S. Darnold	140	82	1,143	58.6	8.2	7	5.0	3	52	10	78	92.6
P. Walker	106	63	731	59.4	6.9	3	2.8	3	2.1	62	7	78.0
J. Eason	5	3	59	60.0	11.8	0	0.0	1	20.0	49	0	61.7
TEAM	457	267	3,246	58.4	7.1	16	3.5	13	2.8	75	36	250
OPPONENTS	580	383	4,098	66.0	7.1	25	4.3	10	1.7	63	35	230

RUSHING					
	NO.	YDS	AVG	LONG	TD
D. Foreman	203	914	4.5	60	5
C. Hubbard	95	466	4.9	35	2
C. McCaffrey	85	393	4.6	49	2
S. Darnold	26	106	4.1	26	2
R. Blackshear	23	77	3.3	16	3
L. Shenault Jr.	9	65	7.2	41	1
D. Moore	10	53	5.3	11	0
B. Mayfield	16	52	3.3	17	1
S. Brown	9	43	4.8	7	0
P. Walker	6	39	6.5	20	0
S. Chandler	1	2	2.0	2	0
TEAM	483	2,210	4.6	60	16
OPPONENTS	488	2,085	4.3	52	17

RECEIVING						
	TAR	NO.	YDS	AVG	LONG	TD
D. Moore	118	63	888	14.1	62	7
T. Marshall Jr.	47	28	490	17.5	43	1
C. McCaffrey	43	33	277	8.4	49	1
S. Smith	22	41	22	296	13.5	38
L. Shenault Jr.	32	27	272	10.1	67	1
T. Tremble	32	19	174	9.2	29	3
I. Thomas	30	21	197	9.4	50	0
R. Anderson	27	13	206	15.8	75	1
C. Hubbard	17	14	171	12.2	45	0
R. Blackshear	12	10	93	9.3	27	0
G. Ricci	9	8	100	12.5	32	0
D. Foreman	9	5	26	5.2	23	0
S. Sullivan	6	2	46	23.0	33	0
S. Brown	4	2	10	5.0	9	0
TEAM	427	267	3,246	12.2	75	16
OPPONENTS	557	383	4,098	10.7	63	25

INTERCEPTIONS					
	NO.	YDS	AVG	LONG	TD
J. Horn	3	49	16.3	31	0
C. Henderson	2	74	37.0	54	0
D. Jackson	2	30	15.0	30	1
F. Luvu	1	33	33.0	33	1
B. Roy	1	3	3.0	3	0
D. Brown	1	0	0.0	0	0
TEAM	10	189	18.9	54	2
OPPONENTS	13	166	12.8	41	2

FUMBLES					
	FUM	LSY	FF	REC	TD
S. Darnold	6	2	0	3	0
T. Tremble	1	1	0	0	0
S. Smith	4	1	0	1	0
C. Hubbard	2	1	0	0	0
B. Mayfield	6	1	0	4	0
R. Anderson	1	1	0	0	0
R. Blackshear	1	1	0	0	0
S. Thompson	1	1	0	0	0
P. Elfein	1	0	0	0	0
A. Roberts	1	0	0	0	0
T. Marshall Jr.	2	0	0	1	0
S. Sullivan	0	0	0	1	0
C. McCaffrey	0	0	0	1	0
M. Jordan	0	0	0	1	1
I. Ekwo	0	0	0	1	0
C. Henderson	1	0	1	1	0
K. Gross-Matos	1	0	0	1	0
Y. Taylor Jr.	1	0	0	0	0
G. Ricci	1	0	0	0	0
D. Foreman	1	0	0	0	0
TEAM	29	8	1	19	1
OPPONENTS	16	7	0	4	0

PUNTING								
	NO.	YDS	AVG	NET	TB	IN	LG	TD
J. Heskier	81	3,925	48.5	44.1	6	39	68	0
TEAM	81	3,925	48.5	44.1	6	39	68	0
OPPONENTS	78	3,581	45.9	40.8	9	25	68	0

PUNT RETURNS						
	RET	FC	YDS	AVG	LONG	TD
S. Smith	23	9	143	6.2	22	0
R. Blackshear	6	0	55	9.2	21	0
A. Roberts	4	6	18	4.5	10	0
K. Taylor Jr.	1	0	0	0.0	0	0
TEAM	34	15	216	6.4	22	0
OPPONENTS	27	31	231	8.6	27	0

KICKOFF RETURNS					
	NO.	YDS	AVG	LONG	TD
R. Blackshear	19	513	27.0	66	0
C. Hubbard	5	104	20.8	36	0
L. Shenault Jr.	3	82	27.3	36	0
A. Roberts	2	35	17.5	18	0
T. Tremble	1	8	8.0	8	0
S. Sullivan	1	5	5.0	5	0
TEAM	31	747	24.1	66	0
OPPONENTS	33	738	22.4	50	0

FIELD GOALS					
	1-19	20-29	30-39	40-49	50+
E. Pifreiro	0/0	2/2			

2022 DEFENSIVE INDIVIDUAL STATS

2022 REGULAR SEASON CAROLINA PANTHERS DEFENSIVE STATS (THROUGH WEEK 18)

POS.	PLAYER	TOTAL	TKL.	AST.	TFL	SACKS	PRES	FR	FF	INT.	PD
SAM	S. Thompson	135	78	57	8	0.5	3	0	0	0	4
WILL	F. Luvu	111	76	35	19	7.0	9	0	1	1	4
SS	X. Woods	86	53	33	0	0.0	1	2	0	0	6
FS	J. Chinn	70	51	19	2	1.0	1	0	0	0	6
DT	D. Brown	67	30	37	5	1.0	12	0	0	1	7
DE	B. Burns	63	34	29	17	12.5	22	0	1	0	3
CB	C. Henderson	58	50	8	2	0.0	0	0	1	2	6
FS	M. Hartsfield	58	44	14	2	0.0	1	0	1	0	1
DE	Y. Gross-Matos	54	18	36	5	2.5	10	4	0	0	0
CB	J. Horn	53	37	16	2	0.0	1	0	0	3	7
SAM	C. Littleton	44	25	19	1	0.5	2	0	0	0	2
DT	M. Ioannidis	37	17	20	5	1.0	9	0	1	0	1
CB	D. Jackson	35	32	3	1	0.0	0	0	0	2	3
MIKE	D. Wilson	32	18	14	4	2.0	2	0	1	0	0
CB	K. Taylor Jr.	28	23	5	0	0.0	0	0	0	0	3
DE	M. Haynes Sr.	26	17	9	7	5.0	13	1	0	0	4
SS	J. Burris	20	12	8	0	0.0	0	0	0	0	1
DE	H. Anderson	18	9	9	3	0.0	1	0	0	0	0
DT	B. Roy	17	4	13	0	0.0	1	0	0	1	3
DT	M. McCall	15	7	8	2	0.0	1	0	0	0	0
	J. Norman	8	6	2	0	0.0	0	0	0	0	0
DE	A. Barno	7	6	1	2	2.0	2	0	0	0	0
SS	S. Franklin Jr.	7	6	1	1	0.0	0	0	1	0	0
FS	S. Chandler	7	5	2	0	0.0	0	0	0	0	0
DT	D. Nixon	6	3	3	0	0.0	0	0	0	0	0
WILL	B. Smith	5	4	1	0	0.0	0	0	0	0	0
CB	T. Carrie	5	3	2	0	0.0	0	0	0	0	0
CB	T. Hayes	3	2	1	0	0.0	0	0	0	0	0
DT	P. Hoskins	2	1	1	0	0.0	0	0	0	0	0
MIKE	A. Mosby	1	1	0	0	0.0	0	0	0	0	0
PANTHERS TOTALS		1,078	672	406	88	35.0	91	7	7	10	61
OPP. TOTALS		971	569	402	72	36.0	67	5	9	13	71

Ass.=Assist, TKL=Tackle for a Loss, Int.=Interception, FR=Fumble Recovery, FF=Forced Fumble, PD=Pass Defense

2022 PANTHERS SPECIAL TEAMS		
POS.	PLAYER	TKL.AST.COMB.
SS	S. Franklin Jr.	9 4 13
FS	S. Chandler	6 6 12
TE	G. Ricci	6 3 9
MIKE	D. Wilson	5 1 6
CB	T. Carrie	2 2 4
DE	M. Haynes Sr.	3 0 3
RB/RR	C. Hubbard	3 0 3
SAM	C. Littleton	3 0 3
CB	S. Thomas-Oliver III	3 0 3
WILL	B. Smith	2 1 3
DE	A. Barno	2 0 2
MIKE	J. Iyegbunive	1 1 2
LS	J. Jansen	1 1 2
TE	S. Sullivan	1 1 2
TE	T. Tremble	1 1 2
RB/RR	R. Blackshear	1 0 1
CB	K. Taylor Jr.	1 0 1
	M. Blair	0 1 1
FS	M. Hartsfield	0 1 1
K	E. Pineiro	0 1 1
TE	I. Thomas	0 1 1
MIKE	C. Wooten	0 1 1
TOTALS		50 26 76

SACKS			INTERCEPTIONS			TACKLES FOR LOSS			PASSES DEFENSED			PRES		
PLAYER	NO.	TKL.	PLAYER	NO.	TKL.	PLAYER	NO.	TKL.	PLAYER	NO.	TKL.	PLAYER	NO.	TKL.
B. Burns	12.5		J. Horn	3		F. Luvu	19		D. Brown	7		B. Burns	22	
F. Luvu	7.0		C. Henderson	3		B. Burns	17		J. Horn	7		M. Haynes Sr.	13	
M. Haynes Sr.	5.0		D. Jackson	2		S. Thompson	8		J. Chinn	6		D. Brown	12	
Y. Gross-Matos	2.5		D. Brown	1		M. Haynes Sr.	7		C. Henderson	6		Y. Gross-Matos	10	
A. Barno	2.0		F. Luvu	1		D. Brown	5		X. Woods	6		M. Ioannidis	9	
D. Wilson	2.0		B. Roy	1		Y. Gross-Matos	5		M. Haynes Sr.	4		F. Luvu	9	
D. Brown	1.0					M. Ioannidis	5		F. Luvu	4		S. Thompson	3	
J. Chinn	1.0					D. Wilson	4		S. Thompson	4		A. Barno	2	
M. Ioannidis	0.5					H. Anderson	3		B. Burns	3		C. Littleton	2	
C. Littleton	0.5					A. Barno	2		D. Jackson	3		D. Wilson	2	
S. Thompson	0.5					J. Chinn	2		B. Roy	3		H. Anderson	1	
						M. Hartsfield	2		K. Taylor Jr.	3		J. Chinn	1	
						C. Henderson	2		C. Littleton	2		M. Hartsfield	1	
						J. Horn	2		J. Burris	1		J. Horn	1	
						M. McCall	2		M. Hartsfield	1		M. McCall	1	
						S. Franklin Jr.	1		M. Ioannidis	1		B. Roy	1	
						D. Jackson	1					X. Woods	1	
						C. Littleton	1							

2022 GXG: OFFENSE

2022 REGULAR SEASON PANTHERS GAME-BY-GAME OFFENSE

	09/11	09/18	09/25	10/02	10/09	10/16	10/23	10/30	11/06	11/10	11/20	11/27	12/11	12/18	12/24	01/01	01/08	
	@ CLE	@ NYG	NO	ARI	SF	@ LAR	TB	@ ATL	@ CIN	ATL	@ BAL	DEN	@ SEA	PIT	DET	@ TB	@ NO	Totals
FIRST DOWNS																		
Total	15	18	12	11	15	8	14	23	13	18	13	19	24	12	30	22	14	281
Rushing	5	7	7	3	4	3	5	10	4	13	4	10	14	0	16	4	10	119
Passing	7	7	5	8	10	5	8	12	8	4	7	9	8	10	11	15	4	138
Penalty	3	4	0	0	1	0	1	1	1	1	2	0	2	2	3	3	0	24
THIRD DOWNS																		
Attempts	11	12	14	10	15	10	12	13	8	15	12	12	13	11	9	11	14	202
Converted	4	2	4	2	3	2	4	5	2	6	3	2	6	4	3	4	8	64
Percentage	36.4	16.7	28.6	20.0	20.0	20.0	33.3	38.5	25.0	40.0	25.0	16.7	46.2	36.4	33.3	36.4	57.1	31.7
FOURTH DOWNS																		
Attempts	0	1	1	3	5	0	0	2	1	0	1	2	2	0	1	2	0	21
Converted	0	1	0	1	3	0	0	1	1	0	0	2	1	0	1	1	0	12
Percentage	0	100.0	0.0	33.3	60.0	0	0	50.0	100.0	0	0.0	100.0	50.0	0	100.0	50.0	0	57.1
TOT. OFFENSE																		
Net Yards	261	275	293	220	308	203	343	478	228	333	205	349	328	209	570	400	203	5,206
Plays	50	54	59	51	65	44	50	73	48	64	54	65	72	43	65	61	58	976
Avg./Play	5.2	5.1	5.0	4.3	4.7	4.6	6.9	6.5	4.8	5.2	3.8	5.4	4.6	4.9	8.8	6.6	3.5	5.3
RUSHING																		
Net Yards	54	146	145	40	64	93	173	169	64	232	36	185	223	21	320	74	171	2,210
Rush. Att.	19	23	31	13	17	21	27	36	18	47	17	46	46	16	43	22	41	483
Avg./Att.	2.8	6.3	4.7	3.1	3.8	4.4	6.4	4.7	3.6	4.9	2.1	4.0	4.8	1.3	7.4	3.4	4.2	4.6
PASSING																		
Net Yards	207	129	148	180	244	110	170	309	164	101	169	164	105	188	250	326	32	2,996
Attempts	27	29	25	36	42	21	22	36	30	16	33	19	24	23	22	37	15	457
Completions	16	14	12	22	25	13	16	19	17	10	21	11	14	14	15	23	5	267
Intercepted	1	0	0	2	1	1	0	1	2	0	2	0	0	0	0	1	2	13
Gross Yards	235	145	170	197	275	119	177	317	164	108	196	164	120	225	250	341	43	3,246
Sacked	4.0	2.0	3.0	2.0	6.0	2.0	1.0	1.0	0.0	1.0	4.0	0.0	2.0	4.0	0.0	2.0	2.0	36.0
Yards Lost	28	16	22	17	31	9	7	8	0	7	27	0	15	37	0	15	11	250
ADVANCES																		
Rushes	19	23	31	13	17	21	27	36	18	47	17	46	46	16	43	22	41	483
Completions	16	14	12	22	25	13	16	19	17	10	21	11	14	14	15	23	5	267
Totals	35	37	43	35	42	34	43	55	35	57	38	57	60	30	58	45	46	750
Total Drives	12	11	13	11	11	10	10	13	11	11	11	12	11	8	11	14	11	191
PENALTIES																		
Number	8	5	4	6	5	3	3	9	7	10	9	4	6	5	10	8	2	104
Yards	96	38	40	76	33	30	15	74	50	89	66	34	29	40	74	58	20	862
FUMBLES																		
Number	5	3	0	2	2	0	0	0	1	0	2	2	1	1	1	6	3	29
Lost	0	2	0	1	0	0	0	0	1	0	1	1	0	0	0	2	0	8
PUNTING																		
Yards	250	212	281	209	154	362	360	141	270	216	265	255	107	194	117	251	281	3,925
Punts	5	5	6	4	3	7	7	3	5	5	6	5	2	4	3	5	6	81
Net Avg.	44.2	42.4	44.0	49.3	48.7	43.9	42.0	40.7	43.6	38.6	43.3	51.0	43.5	47.3	32.3	46.2	46.8	44.1
Gross Avg.	50.0	42.4	46.8	52.3	51.3	51.7	51.4	47.0	54.0	43.2	44.2	51.0	53.5	48.5	39.0	50.2	46.8	48.5
SCORING																		
Points	24	16	22	16	15	10	21	34	21	25	3	23	30	16	37	24	10	347
Q1	0	0	7	0	0	3	0	3	0	3	0	7	10	0	7	7	0	47
Q2	7	6	6	10	3	7	7	0	10	0	3	10	7	17	7	0	0	107
Q3	0	7	0	0	9	0	7	3	7	6	3	7	0	0	7	0	7	63
Q4	17	3	9	6	3	0	7	21	14	6	0	6	10	9	6	10	3	130
OT	0	0	0	0	0	0	0	0	0	0	0	0	0	0	0	0	0	0
TD Rushing	2	0	0	0	1	0	1	3	1	2	0	1	2	0	3	0	0	16
TD Passing	1	1	1	1	0	0	2	1	2	0	0	1	1	1	1	3	0	16
TD KO Returns	0	0	0	0	0	0	0	0	0	0	0	0	0	0	0	0	0	0
TD Punt Returns	0	0	0	0	0	0	0	0	0	0	0	0	0	0	0	0	0	0
TD Sp. Teams	0	0	0	0	0	0	0	0	0	0	0	0	0	0	0	0	0	0
TD Def. Returns	0	0	1	1	0	1	0	0	0	0	0	0	0	0	0	0	0	3
FG Attempts	1	3	3	1	4	1	0	3	0	4	1	3	3	3	3	1	1	35
FG Made	1	3	3	1	3	1	0	2	0	4	1	3	3	3	3	1	1	33
Safety	0	0	0	0	0	0	0	0	0	0	0	0	0	0	0	0	0	0
2-Pt Attempts	0	0	1	1	1	0	0	1	0	0	0	0	0	0	0	0	0	4
2-Pt Made	0	0	0	0	0	0	0	1	0	0	0	0	0	0	0	0	0	1
Time of Possession	21:34	24:03	30:10	21:25	29:42	22:55	29:24	31:31	20:39	34:12	26:46	37:03	39:16	23:49	35:13	26:50	30:55	485:27

2022 GXG: DEFENSE

2022 REGULAR SEASON PANTHERS GAME-BY-GAME DEFENSE

	09/11	09/18	09/25	10/02	10/09	10/16	10/23	10/30	11/06	11/10	11/20	11/27	12/11	12/18	12/24	01/01	01/08		
	@	@	@	@	@	@	@	@	@	@	@	@	@	@	@	@	@		
	CLE	NYG	NO	ARI	SF	LAR	TB	ATL	CIN	ATL	BAL	DEN	SEA	PIT	DET	TB	NO	Totals	
FIRST DOWNS																			
Total	23	18	19	20	22	22	17	21	30	20	19	14	16	22	22	25	16	346	
Rushing	11	8	4	8	9	5	3	7	19	6	10	4	2	13	3	6	7	125	
Passing	7	8	14	10	12	16	14	14	10	11	9	8	13	9	15	17	7	194	
Penalty	5	2	1	2	1	1	0	0	1	3	0	2	1	0	4	2	2	27	
THIRD DOWNS																			
Attempts	18	18	13	15	12	12	12	12	10	11	15	14	13	16	12	15	13	231	
Converted	8	6	5	6	7	6	2	6	6	3	6	4	6	12	4	4	4	95	
Percentage	44.4	33.3	38.5	40.0	58.3	50.0	16.7	50.0	60.0	27.3	40.0	28.6	46.2	75.0	33.3	26.7	30.8	41.1	
FOURTH DOWNS																			
Attempts	2	1	0	2	0	0	3	0	0	2	0	1	1	0	3	2	1	18	
Converted	1	1	0	0	0	0	1	0	0	0	0	0	1	0	2	2	0	8	
Percentage	50.0	100.0	0	0.0	0	0	33.3	0	0	0.0	0	0.0	100.0	0	66.7	100.0	0.0	44.4	
TOT. OFFENSE																			
Net Yards	355	265	426	338	397	360	322	406	464	291	308	246	287	325	381	478	304	5,953	
Plays	74	70	64	70	61	63	66	67	72	60	66	57	53	68	61	73	58	1,103	
Avg./Play	4.8	3.8	6.7	4.8	6.5	5.7	4.9	6.1	6.4	4.9	4.7	4.3	5.4	4.8	6.2	6.5	5.2	5.4	
RUSHING																			
Net Yards	217	103	84	132	153	111	46	167	241	138	115	121	46	156	45	67	143	2,085	
Rush. Att.	39	33	22	37	29	29	16	37	39	25	30	19	14	45	17	25	32	488	
Avg./Att.	5.6	3.1	3.8	3.6	5.3	3.8	2.9	4.5	6.2	5.5	3.8	6.4	3.3	3.5	2.6	2.7	4.5	4.3	
PASSING																			
Net Yards	138	162	342	206	244	249	276	239	223	153	193	125	241	169	336	411	161	3,868	
Attempts	34	34	41	32	30	33	49	28	31	30	33	35	36	22	42	45	25	580	
Completions	18	22	25	23	18	26	32	20	25	19	24	19	21	17	25	34	15	383	
Intercepted	0	0	2	1	0	1	0	2	0	1	1	0	2	0	0	0	0	10	
Gross Yards	147	176	353	207	253	253	290	253	228	186	209	142	264	179	355	432	171	4,098	
Sacked	1.0	3.0	1.0	1.0	2.0	1.0	1.0	2.0	2.0	5.0	3.0	3.0	3.0	1.0	2.0	3.0	1.0	35.0	
Yards Lost	9	14	11	1	9	4	14	14	5	33	16	17	23	10	19	21	10	230	
ADVANCES																			
Rushes	39	33	22	37	29	29	16	37	39	25	30	19	14	45	17	25	32	488	
Completions	18	22	25	23	18	26	32	20	25	19	24	19	21	17	25	34	15	383	
Totals	57	55	47	60	47	55	48	57	64	44	54	38	35	62	42	59	47	871	
Total Drives	11	12	13	12	11	11	11	13	11	12	12	13	10	9	10	13	10	194	
PENALTIES																			
Number	9	8	7	7	9	7	4	7	5	4	10	4	3	7	4	8	2	105	
Yards	71	62	58	61	50	49	30	64	35	37	93	44	35	81	30	51	15	866	
FUMBLES																			
Number	1	0	3	2	2	0	1	1	1	0	0	2	0	0	1	1	1	16	
Lost	0	0	1	0	1	0	0	0	0	0	0	2	0	0	1	1	1	7	
PUNTING																			
Yards	187	253	285	170	75	240	279	210	120	174	251	367	177	136	206	227	224	3,581	
Punts	4	5	6	3	2	5	6	4	3	5	7	7	4	3	4	5	5	78	
Net Avg.	39.3	43.2	40.5	40.7	37.5	45.6	39.8	41.0	38.3	34.8	33.4	46.1	40.3	38.7	48.8	44.2	40.4	40.8	
Gross Avg.	46.8	50.6	47.5	56.7	37.5	48.0	46.5	52.5	40.0	34.8	35.9	52.4	44.3	45.3	51.5	45.4	44.8	45.9	
SCORING																			
Points	26	19	14	26	37	24	3	37	42	15	13	10	24	24	23	30	7	374	
Q1	0	6	0	0	7	0	0	0	7	0	0	0	0	7	7	0	7	41	
Q2	17	0	0	3	10	7	0	14	28	3	3	3	14	7	0	10	0	119	
Q3	3	7	0	7	10	0	7	7	6	0	0	0	3	7	6	0	0	70	
Q4	6	6	14	16	13	7	3	13	0	6	10	7	7	3	10	20	0	141	
OT	0	0	0	0	0	0	0	3	0	0	0	0	0	0	0	0	0	3	
TD Rushing	1	0	1	1	2	2	0	0	5	0	1	0	0	3	0	1	0	17	
TD Passing	1	1	1	2	2	1	0	3	1	2	0	1	3	0	3	3	1	25	
TD KO Returns	0	0	0	0	0	0	0	0	0	0	0	0	0	0	0	0	0	0	
TD Punt Returns	0	0	0	0	0	0	0	0	0	0	0	0	0	0	0	0	0	0	
TD Sp. Teams	0	0	0	0	0	0	0	0	0	0	0	0	0	0	0	0	0	0	
TD Def. Returns	0	0	0	0	1	0	0	1	0	0	0	0	0	0	0	0	1	3	
FG Attempts	4	4	2	2	2	1	1	3	1	2	2	1	1	1	1	3	2	33	
FG Made	4	4	0	2	1	1	1	3	0	1	2	1	1	1	1	1	0	24	
Safety	0	0	0	0	0	0	0	0	0	0	0	0	0	0	0	0	0	0	
2-Pt Attempts	0	0	0	1	0	0	0	0	0	0	0	0	0	0	1	2	0	4	
2-Pt Made	0	0	0	0	0	0	0	0	0	0	0	0	0	0	0	1	0	1	
Time of Possession	38:26	35:57	29:50	38:35	30:18	37:05	30:36	36:34	39:21	25:48	33:14	22:57	20:44	36:11	24:47	33:10	29:05	542:38	

2022 PLAYER PARTICIPATION

2022 REGULAR SEASON CAROLINA PANTHERS PLAYER PARTICIPATION																											
PLAYERS	CLE	AT NYG	NO	ARI	SF	AT LAR	TB	AT ATL	AT CIN	ATL	AT BAL	DEN	AT SEA	DET	AT TB	AT NO	GP	GS	DNP	IN							
	9/11	9/18	9/25	10/2	10/9	10/16	10/23	10/30	11/6	11/10	11/20	11/27	12/11	12/18	12/24	1/1	1/8										
Henry Anderson	P	P	P	P	P	P	N	NFI	NFI	NFI	NFI	NFI	P	P	P	P	11	0	0	1							
Amaré Barno	N	N	N	N	N	N	P	P	P	P	P	P	P	N	N	N	9	0	0	8							
Raheem Blackshear	-	-	N	N	P	P	RB	P	P	P	P	P	P	P	P	P	13	1	0	2							
Bradley Bozeman	P	P	P	P	P	P	C	C	C	C	C	C	C	C	C	C	17	11	0	0							
Deonte Brown	PS	PS	PS	PS	PS	PS	PS	PS	PS	PS	PS	PS	PS	PS	PS	PS	0	0	0	0							
Derrick Brown	DT	DT	DT	DT	DT	DT	DT	DT	DT	DT	DT	DT	DT	DT	DT	DT	17	17	0	0							
Spencer Brown	-	-	-	-	-	-	PS	P	P	PS	PS	PS	PS	PS	PS	PS	2	0	0	0							
Brian Burns	DE	DE	DE	DE	DE	DE	DE	DE	DE	DE	DE	DE	DE	DE	DE	DE	N	16	16	0	1						
Justin Burris	PS	PS	PS	PS	S	SS	P	SS	N	N	N	P	N	DNP	N	N	5	3	1	7							
T.J. Carrie	-	-	-	-	-	-	-	-	-	-	-	-	-	-	-	-	7	0	0	0							
Sean Chandler	P	P	P	P	P	P	P	P	P	P	P	P	P	P	P	P	17	0	0	0							
Davis Cheek	-	-	-	-	-	-	-	-	-	-	-	-	PS	PS	PS	PS	0	0	0	0							
Jeremy Chinn	FS	FS	FS	FS	IR	IR	IR	IR	IR	S	FS	FS	FS	FS	FS	FS	11	11	0	0							
Brady Christensen	LT	LT	LG	LT	LT	LT	LT	LG	LG	LG	LG	LT	LG	LT	LT	LT	17	17	0	0							
Austin Corbett	RG	RG	RG	RG	RG	RG	RG	RG	RG	RG	RG	RG	RG	RG	RG	RG	17	17	0	0							
Matt Corral	IR	IR	IR	IR	IR	IR	IR	IR	IR	Active	N	DNP	QB	QB	QB	QB	0	6	1	1							
Sam Darnold	IR	IR	IR	IR	IR	IR	IR	IR	IR	IR	IR	IR	IR	IR	IR	IR	6	6	0	0							
Ikem Ekwonu	LT	LT	LT	LT	LT	LT	LT	LT	LT	LT	LT	LT	LT	LT	LT	LT	17	17	0	0							
Pat Elflein	C	C	C	C	C	C	C	IR	IR	IR	IR	IR	IR	IR	IR	IR	6	6	0	0							
Cameron Erving	DNP	P	DNP	DNP	DNP	DNP	DNP	P	P	P	P	P	P	P	P	P	11	0	6	0							
D'Onta Foreman	P	P	P	P	P	P	P	RB	RB	RB	RB	RB	RB	RB	RB	RB	17	9	0	0							
Sam Franklin Jr.	P	P	P	P	P	P	P	P	P	P	P	SS	P	P	P	P	17	1	0	0							
Zane Gonzalez	IR	IR	IR	IR	IR	IR	IR	IR	IR	IR	IR	IR	IR	IR	IR	IR	0	0	0	0							
Yetur Gross-Matos	DE	DE	DE	DE	DE	DE	DE	DE	DE	DE	DE	DE	DE	DE	DE	DE	17	17	0	0							
Madre Harper	PS	PS	PS	PS	PS	PS	PS	PS	PS	PS	PS	PS	PS	PS	PS	PS	0	0	0	0							
Myles Hartsfield	P	SS	P	P	SS	FS	FS	FS	FS	FS	N	N	FS	FS	FS	P	15	10	0	2							
Marquis Hayes Sr.	P	P	P	P	P	P	P	P	P	P	P	P	P	P	P	P	17	1	0	0							
Johnny Hekker	P	P	P	P	P	P	P	P	P	P	P	P	P	P	P	P	17	0	0	0							
CJ Henderson	P	P	P	P	P	P	CB	CB	P	CB	P	CB	CB	CB	CB	CB	17	10	0	0							
Rashard Higgins	DNP	DNP	P	P	N	P	DNP	N	N	N	N	DNP	N	DNP	N	N	3	0	5	9							
Jaycee Horn	CB	CB	CB	CB	CB	N	N	CB	CB	CB	CB	CB	CB	CB	CB	N	IR	13	13	0	3						
Phil Hoskins	P	N	N	N	P	P	PS	PS	PS	PS	PS	PS	PS	PS	PS	PS	5	0	0	3							
Chuba Hubbard	P	P	P	P	P	P	P	RB	N	N	P	P	P	P	P	P	15	2	0	2							
Matt Ioannidis	DT	DT	DT	DT	DT	DT	DT	DT	DT	DT	N	N	DT	DT	DT	DT	N	13	13	0	4						
Donte Jackson	CB	CB	CB	CB	CB	CB	CB	CB	DNP	CB	IR	IR	IR	IR	IR	IR	9	9	1	0							
JJ Jansen	P	P	P	P	P	P	P	P	P	P	P	P	P	P	P	P	17	0	0	0							
Kobe Jones	-	-	-	-	-	-	-	-	PS	PS	P	PS	PS	PS	PS	PS	1	0	0	0							
Michael Jordan	P	P	P	P	P	P	P	P	P	P	P	P	P	P	P	P	17	0	0	0							
Keith Kirkwood	-	-	-	-	-	-	-	-	-	-	-	-	-	-	-	-	1	0	0	0							
Justin Layne	-	-	-	-	-	-	-	-	-	-	-	-	-	-	-	DNR	DNR	0	0	0	0						
Cory Littleton	P	P	P	P	SAM	SAM	P	SAM	P	SAM	SAM	N	N	P	P	SAM	SAM	15	7	0	2						
Frankie Luvu	WILL	WILL	WILL	WILL	N	N	WILL	P	WILL	WILL	WILL	WILL	WILL	WILL	WILL	WILL	WILL	15	14	0	2						
Terrace Marshall Jr.	DNP	P	N	N	P	P	WR	WR	P	WR	WR	WR	WR	WR	WR	WR	14	9	1	2							
Cade Mays	N	N	N	N	N	N	P	P	P	P	C	RG	P	P	P	P	11	2	0	6							
Marquan McCall	N	P	P	P	P	P	P	P	P	P	P	P	P	P	P	P	16	0	0	1							
DJ Moore	WR	WR	WR	WR	WR	WR	WR	WR	WR	WR	WR	WR	WR	WR	WR	WR	17	17	0	0							
Aaron Mosby	N	P	N	N	PS	P	P	N	N	N	Active	PS	PS	PS	PS	PS	3	0	0	5							
Taylor Moton	RT	RT	RT	RT	RT	RT	RT	RT	RT	RT	RT	RT	RT	RT	RT	RT	17	17	0	0							
Josh Norman	-	-	-	-	-	-	-	-	-	-	-	-	-	-	-	-	CB	2	1	0	0						
Eddy Pineiro	P	P	P	P	P	P	P	P	P	P	P	P	P	P	P	P	17	0	0	0							
Giovanni Ricci	P	P	TE	P	TE	P	P	P	TE	P	N	N	P	P	P	P	15	3	0	2							
Andre Roberts	P	IR	IR	IR	IR	IR	IR	IR	IR	IR	IR	IR	IR	IR	IR	IR	P	3	0	0	0						
Kenny Robinson	-	-	-	-	PS	PS	PS	PS	PS	PS	-	PS	PS	PS	PS	PS	0	0	0	0							
Bravon Roy	P	P	IR	IR	IR	IR	DT	P	P	P	DT	DT	P	P	P	P	DT	13	4	0	0						
C.J. Saunders	PS	PS	PS	PS	PS	PS	PS	PS	PS	PS	PS	PS	PS	PS	PS	PS	PS	0	0	0	0						
Laviska Shenault Jr.	N	N	P	P	N	N	P	P	P	WR	WR	P	P	WR	WR	WR	13	5	0	1							
Brandon Smith	P	N	P	P	P	P	P	P	P	P	P	P	WILL	IR	IR	IR	12	1	0	4							
Shi Smith	WR	WR	P	WR	P	WR	P	P	P	WR	P	P	P	P	WR	P	17	6	0	0							
Stephen Sullivan	N	P	P	N	P	P	P	N	P	P	P	P	P	P	P	P	14	0	0	3							
Keith Taylor Jr.	P	P	P	P	P	P	P	P	CB	P	P	P	P	P	P	CB	17	2	0	0							
Sam Tecklenburg	PS	PS	PS	PS	PS	PS	PS	PS	PS	PS	PS	PS	PS	PS	PS	N	N	0	0	0	2						
Stantley Thomas-Oliver III	P	P	P	N	N	IR	IR	IR	IR	IR	IR	IR	IR	IR	IR	IR	3	0	0	2							
Ian Thomas	TE	TE	TE	TE	TE	TE	TE	TE	TE	TE	TE	TE	TE	TE	TE	TE	TE	17	17	0	0						
Colin Thompson	PS	PS	PS	PS	PS	PS	PS	PS	PS	PS	PS	PS	PS	PS	PS	PS	PS	0	0	0	0						
Shaq Thompson	SAM	SAM	SAM	SAM	SAM	SAM	SAM	SAM	SAM	SAM	SAM	SAM	SAM	SAM	SAM	SAM	SAM	17	17	0	0						
Tommy Tremble	P	P	P	P	TE	P	P	TE	TE	P	P	P	P	TE	P	P	17	4	0	0							
PJ Walker	DNP	DNP	DNP	DNP	P	QB	QB	QB	QB	QB	N	N	DNP	DNP	DNP	DNP	DNP	6	5	9	2						
Preston Williams	PS	PS	PS	PS	PS	PS	PS	PS	PS	PS	PS	PS	PS	PS	PS	PS	P	1	0	0	0						
Raequan Williams	-	-	-	-	-	-	PS	PS	PS	PS	PS	PS	PS	PS	PS	PS	PS	0	0	0	0						
Damien Wilson	MIKE	P	MIKE	MIKE	MIKE	P	MIKE	P	P	P	P	P	P	P	P	P	17	5	0	0							
Xavier Woods	SS	SS	SS	SS	N	SS	SS	SS	SS	SS	SS	SS	N	SS	SS	SS	SS	15	15	0	2						
Chandler Wooten	-	-	-	-	-	-	I	P	P	P	P	P	P	P	P	P	N	9	0	0	1						
Derek Wright	PS	PS	PS	PS	DNP	PS	PS	PS	PS	PS	PS	PS	PS	PS	PS	PS	PS	0	0	1	0						

CAPS: Bold = Starter, DNP = Did not play, P = Played, INA = Inactive, IR = Injured Reserve, - = Not with team

2022 GXG STATS: PASSING

2022 REGULAR SEASON INDIVIDUAL GAME-BY-GAME STATS

PASSING:		DAVIS CHEEK												
DATE	OPP.	ATT	CMP	YDS	CMP%	Y/A	Y/C	TD	TD%	INT	INT%	LG	SK/YD	RATE
09/11	Cleveland													
09/18	at N.Y. Giants													
09/25	New Orleans													
10/02	Arizona													
10/09	San Francisco													
10/16	at L.A. Rams													
10/23	Tampa Bay													
10/30	at Atlanta													
11/06	at Cincinnati													
11/10	Atlanta													
11/20	at Baltimore													
11/27	Denver													
12/11	at Seattle													
12/18	Pittsburgh													
12/24	Detroit													
01/01	at Tampa Bay													
01/08	at New Orleans													
TOTALS		0	0	0	0.0%	0.0	0.0	0	0.0%	0	0.0%	--	0/0	0.0

PASSING:		MATT CORRAL												
DATE	OPP.	ATT	CMP	YDS	CMP%	Y/A	Y/C	TD	TD%	INT	INT%	LG	SK/YD	RATE
09/11	Cleveland													
09/18	at N.Y. Giants													
09/25	New Orleans													
10/02	Arizona													
10/09	San Francisco													
10/16	at L.A. Rams													
10/23	Tampa Bay													
10/30	at Atlanta													
11/06	at Cincinnati													
11/10	Atlanta													
11/20	at Baltimore													
11/27	Denver													
12/11	at Seattle													
12/18	Pittsburgh													
12/24	Detroit													
01/01	at Tampa Bay													
01/08	at New Orleans													
TOTALS		0	0	0	0.0%	0.0	0.0	0	0.0%	0	0.0%	--	0/0	0.0

PASSING:		SAM DARNOLD												
DATE	OPP.	ATT	CMP	YDS	CMP%	Y/A	Y/C	TD	TD%	INT	INT%	LG	SK/YD	RATE
09/11	Cleveland													
09/18	at N.Y. Giants													
09/25	New Orleans													
10/02	Arizona													
10/09	San Francisco													
10/16	at L.A. Rams													
10/23	Tampa Bay													
10/30	at Atlanta													
11/06	at Cincinnati													
11/10	Atlanta													
11/20	at Baltimore													
11/27	Denver	19	11	164	57.9%	8.6	14.9	1	5.3%	0	0.0%	52	0/0	103.8
12/11	at Seattle	24	14	120	58.3%	5.0	8.6	1	4.2%	0	0.0%	18	2/15	85.4
12/18	Pittsburgh	23	14	225	60.9%	9.8	16.1	1	4.3%	0	0.0%	45	4/37	108.1
12/24	Detroit	22	15	250	68.2%	11.4	16.7	1	4.5%	0	0.0%	47	0/0	121.4
01/01	at Tampa Bay	37	23	341	62.2%	9.2	14.8	3	8.1%	1	2.7%	47	2/15	108.1
01/08	at New Orleans	15	5	43	33.3%	2.9	8.6	0	0.0%	2	13.3%	21	2/11	2.8
TOTALS		140	82	1,143	58.6%	8.2	13.9	7	5.0%	3	2.1%	52	10/78	92.6

2022 GXG STATS: PASSING

PASSING:											D'ERIQ KING				
DATE	OPP.	ATT	CMP	YDS	CMP%	Y/A	Y/C	TD	TD%	INT	INT%	LG	SK/YD	RATE	
09/11	Cleveland														
09/18	at N.Y. Giants														
09/25	New Orleans														
10/02	Arizona														
10/09	San Francisco														
10/16	at L.A. Rams														
10/23	Tampa Bay														
10/30	at Atlanta														
11/06	at Cincinnati														
11/10	Atlanta														
11/20	at Baltimore														
11/27	Denver														
12/11	at Seattle														
12/18	Pittsburgh														
12/24	Detroit														
01/01	at Tampa Bay														
01/08	at New Orleans														
TOTALS		0	0	0	0.0%	0.0	0.0	0	0.0%	0	0.0%	--	0/0	0.0	

PASSING:											BAKER MAYFIELD				
DATE	OPP.	ATT	CMP	YDS	CMP%	Y/A	Y/C	TD	TD%	INT	INT%	LG	SK/YD	RATE	
09/11	Cleveland														
09/18	at N.Y. Giants														
09/25	New Orleans														
10/02	Arizona														
10/09	San Francisco														
10/16	at L.A. Rams														
10/23	Tampa Bay														
10/30	at Atlanta														
11/06	at Cincinnati														
11/10	Atlanta														
11/20	at Baltimore														
11/27	Denver														
12/11	at Seattle														
12/18	Pittsburgh														
12/24	Detroit														
01/01	at Tampa Bay														
01/08	at New Orleans														
TOTALS		206	119	1,313	57.8%	6.4	11.0	6	2.9%	6	2.9%	75t	19/126	74.4	

PASSING:											PJ WALKER				
DATE	OPP.	ATT	CMP	YDS	CMP%	Y/A	Y/C	TD	TD%	INT	INT%	LG	SK/YD	RATE	
09/11	Cleveland														
09/18	at N.Y. Giants														
09/25	New Orleans														
10/02	Arizona														
10/09	San Francisco														
10/16	at L.A. Rams														
10/23	Tampa Bay														
10/30	at Atlanta														
11/06	at Cincinnati														
11/10	Atlanta														
11/20	at Baltimore														
11/27	Denver														
12/11	at Seattle														
12/18	Pittsburgh														
12/24	Detroit														
01/01	at Tampa Bay														
01/08	at New Orleans														
TOTALS		106	63	731	59.4%	6.9	11.6	3	2.8%	3	2.8%	62t	7/46	78.0	

2022 GXG STATS: RUSHING

2022 REGULAR SEASON INDIVIDUAL GAME-BY-GAME STATS

RUSHING:		RAHEEM BLACKSHEAR					SEAN CHANDLER					SAM DARNOLD					D'ONTA FOREMAN				
DATE	OPP.	NO.	YDS	AVG	LG	TD	NO.	YDS	AVG	LG	TD	NO.	YDS	AVG	LG	TD	NO.	YDS	AVG	LG	TD
09/11	Cleveland	<i>NOT ON ROSTER</i>					0	0	0.0	--	0	<i>INJURED RESERVE</i>					2	5	2.5	4	0
09/18	at N.Y. Giants	<i>NOT ON ROSTER</i>					0	0	0.0	--	0	<i>INJURED RESERVE</i>					2	9	4.5	7	0
09/25	New Orleans	<i>ON INACTIVE LIST</i>					0	0	0.0	--	0	<i>INJURED RESERVE</i>					0	0	0.0	--	0
10/02	Arizona	<i>ON INACTIVE LIST</i>					0	0	0.0	--	0	<i>INJURED RESERVE</i>					1	2	2.0	2	0
10/09	San Francisco	0	0	0.0	--	0	0	0	0.0	--	0	<i>INJURED RESERVE</i>					2	2	1.0	5	0
10/16	at L.A. Rams	0	0	0.0	--	0	0	0	0.0	--	0	<i>INJURED RESERVE</i>					5	19	3.8	8	0
10/23	Tampa Bay	2	-5	-2.5	-1	0	0	0	0.0	--	0	<i>INJURED RESERVE</i>					15	118	7.9	60	0
10/30	at Atlanta	2	1	0.5	3	0	0	0	0.0	--	0	<i>INJURED RESERVE</i>					26	118	4.5	16	3
11/06	at Cincinnati	5	13	2.6	5	1	0	0	0.0	--	0	<i>DID NOT PLAY</i>					7	23	3.3	6	0
11/10	Atlanta	6	32	5.3	12	0	0	0	0.0	--	0	<i>INACTIVE</i>					31	130	4.2	23	1
11/20	at Baltimore	0	0	0.0	--	0	0	0	0.0	--	0	<i>DID NOT PLAY (NON-INJURY)</i>					11	24	2.2	10	0
11/27	Denver	0	0	0.0	--	0	1	2	2.0	2	0	3	3	1.0	2t	1	24	113	4.7	18	0
12/11	at Seattle	4	32	8.0	16	1	0	0	0.0	--	0	4	30	7.5	26	0	21	74	3.5	11	0
12/18	Pittsburgh	0	0	0.0	--	0	0	0	0.0	--	0	2	2	1.0	3	0	10	9	0.9	5	0
12/24	Detroit	3	3	1.0	7t	1	0	0	0.0	--	0	6	19	3.2	13	1	21	165	7.9	38	1
01/01	at Tampa Bay	0	0	0.0	--	0	0	0	0.0	--	0	5	20	4.0	11	0	13	35	2.7	7	0
01/08	at New Orleans	1	1	1.0	1	0	0	0	0.0	--	0	6	32	5.3	13	0	12	68	5.7	21	0
TOTALS		23	77	3.3	16	3	1	2	2.0	2	0	26	106	4.1	26	2	203	914	4.5	60	5

RUSHING:		CHUBA HUBBARD					BAKER MAYFIELD					CHRISTIAN MCCAFFREY					DJ MOORE				
DATE	OPP.	NO.	YDS	AVG	LG	TD	NO.	YDS	AVG	LG	TD	NO.	YDS	AVG	LG	TD	NO.	YDS	AVG	LG	TD
09/11	Cleveland	1	3	3.0	3	0	5	6	1.2	7t	1	10	33	3.3	9	1	1	7	7.0	7	0
09/18	at N.Y. Giants	0	0	0.0	--	0	6	35	5.8	17	0	15	102	6.8	49	0	0	0	0.0	--	0
09/25	New Orleans	3	25	8.3	14	0	1	-1	-1.0	-1	0	25	108	4.3	18	0	2	13	6.5	9	0
10/02	Arizona	0	0	0.0	--	0	2	0	0.0	--	0	8	27	3.4	10	0	1	11	11.0	11	0
10/09	San Francisco	0	0	0.0	--	0	0	0	0.0	--	0	14	54	3.9	19t	1	1	8	8.0	8	0
10/16	at L.A. Rams	2	6	3.0	4	0	<i>ON INACTIVE LIST</i>					13	69	5.3	17	0	0	0	0.0	--	0
10/23	Tampa Bay	9	63	7.0	17t	1	<i>ON INACTIVE LIST</i>					<i>49ers</i>					1	-3	-3.0	-3	0
10/30	at Atlanta	<i>ON INACTIVE LIST</i>					<i>DID NOT PLAY (NON-INJURY)</i>					<i>49ers</i>					1	3	3.0	3	0
11/06	at Cincinnati	<i>ON INACTIVE LIST</i>					<i>DID NOT PLAY (NON-INJURY)</i>					<i>49ers</i>					0	0	0.0	--	0
11/10	Atlanta	5	14	2.8	5	0	<i>DID NOT PLAY (NON-INJURY)</i>					<i>49ers</i>					0	0	0.0	--	0
11/20	at Baltimore	4	0	0.0	2	0	2	12	6.0	8	0	<i>49ers</i>					0	0	0.0	--	0
11/27	Denver	17	65	3.8	12	0	<i>DID NOT PLAY (NON-INJURY)</i>					<i>49ers</i>					0	0	0.0	--	0
12/11	at Seattle	14	74	5.3	12	1	<i>49ers</i>					<i>49ers</i>					2	6	3.0	5	0
12/18	Pittsburgh	4	10	2.5	3	0	<i>49ers</i>					<i>49ers</i>					0	0	0.0	--	0
12/24	Detroit	12	125	10.4	35	0	<i>49ers</i>					<i>49ers</i>					1	8	8.0	8	0
01/01	at Tampa Bay	3	12	4.0	7	0	<i>49ers</i>					<i>49ers</i>					0	0	0.0	--	0
01/08	at New Orleans	21	69	3.3	8	0	<i>49ers</i>					<i>49ers</i>					0	0	0.0	--	0
TOTALS		95	466	4.9	35	2	16	52	3.3	17	1	85	393	4.6	49	2	10	53	5.3	11	0

RUSHING:		LAVISKA SHENAUJT JR.					PJ WALKER				
DATE	OPP.	NO.	YDS	AVG	LG	TD	NO.	YDS	AVG	LG	TD
09/11	Cleveland	<i>ON INACTIVE LIST</i>					<i>DID NOT PLAY (NON-INJURY)</i>				
09/18	at N.Y. Giants	<i>ON INACTIVE LIST</i>					<i>DID NOT PLAY (NON-INJURY)</i>				
09/25	New Orleans	0	0	0.0	--	0	<i>DID NOT PLAY (NON-INJURY)</i>				
10/02	Arizona	1	0	0.0	--	0	<i>DID NOT PLAY (NON-INJURY)</i>				
10/09	San Francisco	<i>ON INACTIVE LIST</i>					0	0	0.0	--	0
10/16	at L.A. Rams	<i>ON INACTIVE LIST</i>					1	-1	-1.0	-1	0
10/23	Tampa Bay	0	0	0.0	--	0	0	0	0.0	--	0
10/30	at Atlanta	0	0	0.0	--	0	1	20	20.0	20	0
11/06	at Cincinnati	2	6	3.0	4	0	1	6	6.0	6	0
11/10	Atlanta	2	42	21.0	41t	1	3	14	4.7	8	0
11/20	at Baltimore	0	0	0.0	--	0	<i>ON INACTIVE LIST</i>				
11/27	Denver	1	2	2.0	2	0	<i>ON INACTIVE LIST</i>				
12/11	at Seattle	1	7	7.0	7	0	<i>DID NOT PLAY (NON-INJURY)</i>				
12/18	Pittsburgh	0	0	0.0	--	0	<i>DID NOT PLAY (NON-INJURY)</i>				
12/24	Detroit	0	0	0.0	--	0	<i>DID NOT PLAY (NON-INJURY)</i>				
01/01	at Tampa Bay	1	7	7.0	7	0	<i>DID NOT PLAY (NON-INJURY)</i>				
01/08	at New Orleans	1	1	1.0	1	0	<i>DID NOT PLAY (NON-INJURY)</i>				
TOTALS		9	65	7.2	41T	1	6	39	6.5	20	0

2022 GXG STATS: RECEIVING

2022 REGULAR SEASON INDIVIDUAL GAME-BY-GAME STATS

RECEIVING:		ROBBIE ANDERSON					RAHEEM BLACKSHEAR					D'ONTA FOREMAN				
DATE	OPP.	NO.	YDS	AVG	LG	TD	NO.	YDS	AVG	LG	TD	NO.	YDS	AVG	LG	TD
09/11	Cleveland	5	102	20.4	75t	1	<i>NOT ON ROSTER</i>					0	0	0.0	--	0
09/18	at N.Y. Giants	3	32	10.7	19	0	<i>NOT ON ROSTER</i>					0	0	0.0	--	0
09/25	New Orleans	1	14	14.0	14	0	<i>ON INACTIVE LIST</i>					0	0	0.0	--	0
10/02	Arizona	3	26	8.7	13	0	<i>ON INACTIVE LIST</i>					0	0	0.0	--	0
10/09	San Francisco	1	32	32.0	32	0	0	0	0.0	--	0	0	0	0.0	--	0
10/16	at L.A. Rams	0	0	0.0	--	0	0	0	0.0	--	0	0	0	0.0	--	0
10/23	Tampa Bay	<i>Cardinals</i>					0	0	0.0	--	0	2	27	13.5	23	0
10/30	at Atlanta	<i>Cardinals</i>					0	0	0.0	--	0	0	0	0.0	--	0
11/06	at Cincinnati	<i>Cardinals</i>					4	40	10.0	27	0	2	-2	-1.0	2	0
11/10	Atlanta	<i>Cardinals</i>					0	0	0.0	--	0	0	0	0.0	--	0
11/20	at Baltimore	<i>Cardinals</i>					2	14	7.0	10	0	0	0	0.0	--	0
11/27	Denver	<i>Cardinals</i>					1	11	11.0	11	0	0	0	0.0	--	0
12/11	at Seattle	<i>Cardinals</i>					1	17	17.0	17	0	1	1	1.0	1	0
12/18	Pittsburgh	<i>Cardinals</i>					0	0	0.0	--	0	0	0	0.0	--	0
12/24	Detroit	<i>Cardinals</i>					1	12	12.0	12	0	0	0	0.0	--	0
01/01	at Tampa Bay	<i>Cardinals</i>					1	-1	-1.0	-1	0	0	0	0.0	--	0
01/08	at New Orleans	<i>Cardinals</i>					0	0	0.0	--	0	0	0	0.0	--	0
TOTALS		13	206	15.8	75T	1	10	93	9.3	27	0	5	26	5.2	23	0

RECEIVING:		CHUBA HUBBARD					TERRACE MARSHALL JR.					CHRISTIAN MCCAFFREY				
DATE	OPP.	NO.	YDS	AVG	LG	TD	NO.	YDS	AVG	LG	TD	NO.	YDS	AVG	LG	TD
09/11	Cleveland	0	0	0.0	--	0	<i>DID NOT PLAY (NON-INJURY)</i>					4	24	6.0	21	0
09/18	at N.Y. Giants	0	0	0.0	--	0	0	0	0.0	--	0	4	26	6.5	10	0
09/25	New Orleans	0	0	0.0	--	0	<i>ON INACTIVE LIST</i>					2	7	3.5	8	0
10/02	Arizona	0	0	0.0	--	0	<i>ON INACTIVE LIST</i>					9	81	9.0	34	1
10/09	San Francisco	0	0	0.0	--	0	4	30	7.5	12	0	7	50	7.1	12	0
10/16	at L.A. Rams	1	1	1.0	1	0	0	0	0.0	--	0	7	89	12.7	49	0
10/23	Tampa Bay	2	10	5.0	7	0	2	31	15.5	20	0	<i>49ers</i>				
10/30	at Atlanta	<i>ON INACTIVE LIST</i>					4	87	21.8	39	0	<i>49ers</i>				
11/06	at Cincinnati	<i>ON INACTIVE LIST</i>					3	53	17.7	21t	1	<i>49ers</i>				
11/10	Atlanta	0	0	0.0	--	0	1	43	43.0	43	0	<i>49ers</i>				
11/20	at Baltimore	2	25	12.5	15	0	3	76	25.3	34	0	<i>49ers</i>				
11/27	Denver	0	0	0.0	--	0	1	8	8.0	8	0	<i>49ers</i>				
12/11	at Seattle	3	25	8.3	17	0	1	18	18.0	18	0	<i>49ers</i>				
12/18	Pittsburgh	3	57	19.0	45	0	3	51	17.0	40	0	<i>49ers</i>				
12/24	Detroit	0	0	0.0	--	0	2	55	27.5	36	0	<i>49ers</i>				
01/01	at Tampa Bay	3	53	17.7	24	0	2	15	7.5	14	0	<i>49ers</i>				
01/08	at New Orleans	0	0	0.0	--	0	2	23	11.5	21	0	<i>49ers</i>				
TOTALS		14	171	12.2	45	0	28	490	17.5	43	1	33	277	8.4	49	1

RECEIVING:		DJ MOORE					GIOVANNI RICCI					LAVISKA SHENAULT JR.				
DATE	OPP.	NO.	YDS	AVG	LG	TD	NO.	YDS	AVG	LG	TD	NO.	YDS	AVG	LG	TD
09/11	Cleveland	3	43	14.3	26	0	0	0	0.0	--	0	<i>ON INACTIVE LIST</i>				
09/18	at N.Y. Giants	3	43	14.3	29	1	1	16	16.0	16	0	<i>ON INACTIVE LIST</i>				
09/25	New Orleans	1	2	2.0	2	0	1	15	15.0	15	0	2	90	45.0	67t	1
10/02	Arizona	6	50	8.3	16	0	0	0	0.0	--	0	0	0	0.0	--	0
10/09	San Francisco	4	59	14.8	27	0	3	27	9.0	12	0	<i>ON INACTIVE LIST</i>				
10/16	at L.A. Rams	3	7	2.3	5	0	0	0	0.0	--	0	<i>ON INACTIVE LIST</i>				
10/23	Tampa Bay	7	69	9.9	21	1	0	0	0.0	--	0	1	8	8.0	8	0
10/30	at Atlanta	6	152	25.3	62t	1	0	0	0.0	--	0	5	26	5.2	13	0
11/06	at Cincinnati	2	24	12.0	14	0	1	8	8.0	8	0	0	0	0.0	--	0
11/10	Atlanta	4	29	7.3	20	0	1	2	2.0	2	0	3	17	5.7	8	0
11/20	at Baltimore	3	24	8.0	12	0	<i>ON INACTIVE LIST</i>					4	7	1.8	5	0
11/27	Denver	4	103	25.8	52	1	<i>ON INACTIVE LIST</i>					2	19	9.5	14	0
12/11	at Seattle	0	0	0.0	--	0	0	0	0.0	--	0	4	31	7.8	11	0
12/18	Pittsburgh	5	73	14.6	26	1	0	0	0.0	--	0	0	0	0.0	--	0
12/24	Detroit	5	83	16.6	47	1	0	0	0.0	--	0	3	53	17.7	43	0
01/01	at Tampa Bay	6	117	19.5	47	1	1	32	32.0	32	0	2	13	6.5	7	0
01/08	at New Orleans	1	10	10.0	10	0	0	0	0.0	--	0	1	8	8.0	8	0
TOTALS		63	888	14.1	62T	7	8	100	12.5	32	0	27	272	10.1	67T	1

2022 GXG STATS: RECEIVING

RECEIVING:		SHI SMITH					STEPHEN SULLIVAN					IAN THOMAS				
DATE	OPP.	NO.	YDS	AVG	LG	TD	NO.	YDS	AVG	LG	TD	NO.	YDS	AVG	LG	TD
09/11	Cleveland	1	12	12.0	12	0						2	53	26.5	50	0
09/18	at N.Y. Giants	1	2	2.0	2	0	1	13	13.0	13	0	1	13	13.0	13	0
09/25	New Orleans	2	22	11.0	24	0	0	0	0.0	--	0	2	13	6.5	9	0
10/02	Arizona	0	0	0.0	--	0	0	0	0.0	--	0	1	6	6.0	6	0
10/09	San Francisco	4	69	17.3	31	0						2	8	4.0	6	0
10/16	at L.A. Rams	0	0	0.0	--	0	0	0	0.0	--	0	2	22	11.0	16	0
10/23	Tampa Bay	0	0	0.0	--	0	0	0	0.0	--	0	1	3	3.0	3	0
10/30	at Atlanta	0	0	0.0	--	0	1	33	33.0	33	0	1	2	2.0	2	0
11/06	at Cincinnati	1	20	20.0	20	0						0	0	0.0	--	0
11/10	Atlanta	1	17	17.0	17	0	0	0	0.0	--	0	0	0	0.0	--	0
11/20	at Baltimore	4	26	6.5	10	0	0	0	0.0	--	0	3	24	8.0	12	0
11/27	Denver	0	0	0.0	--	0	0	0	0.0	--	0	2	21	10.5	15	0
12/11	at Seattle	2	17	8.5	13t	1	0	0	0.0	--	0	2	11	5.5	8	0
12/18	Pittsburgh	1	24	24.0	24	0	0	0	0.0	--	0	0	0	0.0	--	0
12/24	Detroit	1	17	17.0	17	0	0	0	0.0	--	0	1	12	12.0	12	0
01/01	at Tampa Bay	4	70	17.5	38	1	0	0	0.0	--	0	1	9	9.0	9	0
01/08	at New Orleans	0	0	0.0	--	0	0	0	0.0	--	0	0	0	0.0	--	0
TOTALS		22	296	13.5	38	2	2	46	23.0	33	0	21	197	9.4	50	0

RECEIVING:		TOMMY TREMBLE				
DATE	OPP.	NO.	YDS	AVG	LG	TD
09/11	Cleveland	1	1	1.0	1	0
09/18	at N.Y. Giants	0	0	0.0	--	0
09/25	New Orleans	1	7	7.0	7	0
10/02	Arizona	3	34	11.3	16	0
10/09	San Francisco	0	0	0.0	--	0
10/16	at L.A. Rams	0	0	0.0	--	0
10/23	Tampa Bay	1	29	29.0	29t	1
10/30	at Atlanta	2	17	8.5	9	0
11/06	at Cincinnati	2	11	5.5	8t	1
11/10	Atlanta	0	0	0.0	--	0
11/20	at Baltimore	0	0	0.0	--	0
11/27	Denver	1	2	2.0	2	0
12/11	at Seattle	0	0	0.0	--	0
12/18	Pittsburgh	2	20	10.0	17	0
12/24	Detroit	2	18	9.0	18	0
01/01	at Tampa Bay	3	33	11.0	17t	1
01/08	at New Orleans	1	2	2.0	2	0
TOTALS		19	174	9.2	29T	3

2022 GXG STATS: PUNT RETURNS

2022 REGULAR SEASON INDIVIDUAL GAME-BY-GAME STATS

PUNT RETURNS:		RAHEEM BLACKSHEAR						ANDRE ROBERTS					
DATE	OPP.	NO.	YDS	AVG	LG	FC	TD	NO.	YDS	AVG	LG	FC	TD
09/11	Cleveland			NOT ON ROSTER				1	10	10.0	10	1	0
09/18	at N.Y. Giants			NOT ON ROSTER						INJURED RESERVE			
09/25	New Orleans			ON INACTIVE LIST						INJURED RESERVE			
10/02	Arizona			ON INACTIVE LIST						INJURED RESERVE			
10/09	San Francisco	0	0	0.0	0	0	0			INJURED RESERVE			
10/16	at L.A. Rams	0	0	0.0	0	0	0			INJURED RESERVE			
10/23	Tampa Bay	0	0	0.0	0	0	0			INJURED RESERVE			
10/30	at Atlanta	0	0	0.0	0	0	0			INJURED RESERVE			
11/06	at Cincinnati	0	0	0.0	0	0	0			INJURED RESERVE			
11/10	Atlanta	0	0	0.0	0	0	0			INJURED RESERVE			
11/20	at Baltimore	0	0	0.0	0	0	0			INJURED RESERVE			
11/27	Denver	5	44	8.8	21	0	0			INJURED RESERVE			
12/11	at Seattle	0	0	0.0	0	0	0			INJURED RESERVE			
12/18	Pittsburgh	0	0	0.0	0	0	0			INJURED RESERVE			
12/24	Detroit	1	11	11.0	11	0	0			INJURED RESERVE			
01/01	at Tampa Bay	0	0	0.0	0	0	0	2	6	3.0	6	3	0
01/08	at New Orleans	0	0	0.0	0	0	0	1	2	2.0	2	2	0
TOTALS		6	55	9.2	21	0	0	4	18	4.5	10	6	0

PUNT RETURNS:		SHI SMITH						KEITH TAYLOR JR.					
DATE	OPP.	NO.	YDS	AVG	LG	FC	TD	NO.	YDS	AVG	LG	FC	TD
09/11	Cleveland	0	0	0.0	0	0	0	0	0	0.0	0	0	0
09/18	at N.Y. Giants	2	17	8.5	9	0	0	0	0	0.0	0	0	0
09/25	New Orleans	3	22	7.3	12	2	0	0	0	0.0	0	0	0
10/02	Arizona	2	28	14.0	19	0	0	0	0	0.0	0	0	0
10/09	San Francisco	0	0	0.0	0	1	0	0	0	0.0	0	0	0
10/16	at L.A. Rams	3	12	4.0	11	0	0	0	0	0.0	0	0	0
10/23	Tampa Bay	1	0	0.0	0	0	0	0	0	0.0	0	0	0
10/30	at Atlanta	4	46	11.5	22	0	0	0	0	0.0	0	0	0
11/06	at Cincinnati	1	5	5.0	5	1	0	0	0	0.0	0	0	0
11/10	Atlanta	0	0	0.0	0	1	0	0	0	0.0	0	0	0
11/20	at Baltimore	2	-3	-1.5	0	2	0	0	0	0.0	0	0	0
11/27	Denver	0	0	0.0	0	1	0	0	0	0.0	0	0	0
12/11	at Seattle	2	16	8.0	11	0	0	1	0	0.0	0	0	0
12/18	Pittsburgh	0	0	0.0	0	1	0	0	0	0.0	0	0	0
12/24	Detroit	3	0	0.0	0	0	0	0	0	0.0	0	0	0
01/01	at Tampa Bay	0	0	0.0	0	0	0	0	0	0.0	0	0	0
01/08	at New Orleans	0	0	0.0	0	0	0	0	0	0.0	0	0	0
TOTALS		23	143	6.2	22	9	0	1	0	0.0	0	0	0

2022 GXG STATS: KICKOFF RETURNS

2022 REGULAR SEASON INDIVIDUAL GAME-BY-GAME STATS

KICKOFF RETURNS:		RAHEEM BLACKSHEAR						CHUBA HUBBARD						ANDRE ROBERTS					
DATE	OPP.	NO.	YDS	AVG	LG	FC	TD	NO.	YDS	AVG	LG	FC	TD	NO.	YDS	AVG	LG	FC	TD
09/11	Cleveland	NOT ON ROSTER						0 0 0.0 0 0 0						2 35 17.5 18 0 0					
09/18	at N.Y. Giants	NOT ON ROSTER						3 75 25.0 36 0 0						INJURED RESERVE					
09/25	New Orleans	ON INACTIVE LIST						0 0 0.0 0 0 0						INJURED RESERVE					
10/02	Arizona	ON INACTIVE LIST						2 29 14.5 17 0 0						INJURED RESERVE					
10/09	San Francisco	7	200	28.6	48	0	0	0 0 0.0 0 0 0						INJURED RESERVE					
10/16	at L.A. Rams	1	24	24.0	24	0	0	0 0 0.0 0 0 0						INJURED RESERVE					
10/23	Tampa Bay	0	0	0.0	0	0	0	0 0 0.0 0 0 0						INJURED RESERVE					
10/30	at Atlanta	0	0	0.0	0	0	0	ON INACTIVE LIST						INJURED RESERVE					
11/06	at Cincinnati	2	88	44.0	66	0	0	ON INACTIVE LIST						INJURED RESERVE					
11/10	Atlanta	1	9	9.0	9	0	0	0 0 0.0 0 0 0						INJURED RESERVE					
11/20	at Baltimore	1	8	8.0	8	0	0	0 0 0.0 0 0 0						INJURED RESERVE					
11/27	Denver	0	0	0.0	0	0	0	0 0 0.0 0 0 0						INJURED RESERVE					
12/11	at Seattle	1	24	24.0	24	0	0	0 0 0.0 0 0 0						INJURED RESERVE					
12/18	Pittsburgh	2	60	30.0	37	0	0	0 0 0.0 0 0 0						INJURED RESERVE					
12/24	Detroit	2	46	23.0	29	0	0	0 0 0.0 0 0 0						INJURED RESERVE					
01/01	at Tampa Bay	1	36	36.0	36	0	0	0 0 0.0 0 0 0						0 0 0.0 0 0 0					
01/08	at New Orleans	1	18	18.0	18	0	0	0 0 0.0 0 0 0						0 0 0.0 0 0 0					
TOTALS		19	513	27.0	66	0	0	5	104	20.8	36	0	0	2	35	17.5	18	0	0

KICKOFF RETURNS:		LAVISKA SHENAULT JR.						STEPHEN SULLIVAN						TOMMY TREMBLE					
DATE	OPP.	NO.	YDS	AVG	LG	FC	TD	NO.	YDS	AVG	LG	FC	TD	NO.	YDS	AVG	LG	FC	TD
09/11	Cleveland	ON INACTIVE LIST						ON INACTIVE LIST						0 0 0.0 0 0 0					
09/18	at N.Y. Giants	ON INACTIVE LIST						0 0 0.0 0 0 0						0 0 0.0 0 0 0					
09/25	New Orleans	2	54	27.0	36	0	0	0 0 0.0 0 0 0						0 0 0.0 0 0 0					
10/02	Arizona	1	28	28.0	28	0	0	1 5 5.0 5 0 0						0 0 0.0 0 0 0					
10/09	San Francisco	ON INACTIVE LIST						ON INACTIVE LIST						0 0 0.0 0 0 0					
10/16	at L.A. Rams	ON INACTIVE LIST						0 0 0.0 0 0 0						0 0 0.0 0 0 0					
10/23	Tampa Bay	0	0	0.0	0	0	0	0 0 0.0 0 0 0						0 0 0.0 0 0 0					
10/30	at Atlanta	0	0	0.0	0	0	0	0 0 0.0 0 0 0						0 0 0.0 0 0 0					
11/06	at Cincinnati	0	0	0.0	0	0	0	ON INACTIVE LIST						1 8 8.0 8 0 0					
11/10	Atlanta	0	0	0.0	0	0	0	0 0 0.0 0 0 0						0 0 0.0 0 0 0					
11/20	at Baltimore	0	0	0.0	0	0	0	0 0 0.0 0 0 0						0 0 0.0 0 0 0					
11/27	Denver	0	0	0.0	0	0	0	0 0 0.0 0 0 0						0 0 0.0 0 0 0					
12/11	at Seattle	0	0	0.0	0	0	0	0 0 0.0 0 0 0						0 0 0.0 0 0 0					
12/18	Pittsburgh	0	0	0.0	0	0	0	0 0 0.0 0 0 0						0 0 0.0 0 0 0					
12/24	Detroit	0	0	0.0	0	0	0	0 0 0.0 0 0 0						0 0 0.0 0 0 0					
01/01	at Tampa Bay	0	0	0.0	0	0	0	0 0 0.0 0 0 0						0 0 0.0 0 0 0					
01/08	at New Orleans	0	0	0.0	0	0	0	0 0 0.0 0 0 0						0 0 0.0 0 0 0					
TOTALS		3	82	27.3	36	0	0	1	5	5.0	5	0	0	1	8	8.0	8	0	0

2022 GXG STATS: PUNTING

2022 REGULAR SEASON INDIVIDUAL GAME-BY-GAME STATS									
PUNTING:		JOHNNY HEKKER							
DATE	OPP.	NO.	YDS	AVG	TB	IN 20	LG	NET	BLK
09/11	Cleveland	5	250	50.0	0	0	61	44.2	0
09/18	at N.Y. Giants	5	212	42.4	0	4	50	42.4	0
09/25	New Orleans	6	281	46.8	0	4	59	44.0	0
10/02	Arizona	4	209	52.3	0	1	57	49.3	0
10/09	San Francisco	3	154	51.3	0	2	67	48.7	0
10/16	at L.A. Rams	7	362	51.7	2	3	68	43.9	0
10/23	Tampa Bay	7	360	51.4	1	2	62	42.0	0
10/30	at Atlanta	3	141	47.0	0	1	52	40.7	0
11/06	at Cincinnati	5	270	54.0	0	2	63	43.6	0
11/10	Atlanta	5	216	43.2	0	2	52	38.6	0
11/20	at Baltimore	6	265	44.2	0	4	53	43.3	0
11/27	Denver	5	255	51.0	0	4	59	51.0	0
12/11	at Seattle	2	107	53.5	1	0	67	43.5	0
12/18	Pittsburgh	4	194	48.5	0	1	63	47.3	0
12/24	Detroit	3	117	39.0	1	2	52	32.3	0
01/01	at Tampa Bay	5	251	50.2	1	3	58	46.2	0
01/08	at New Orleans	6	281	46.8	0	4	54	46.8	0
TOTALS		81	3,925	48.5	6	39	68	44.1	0

2022 GXG STATS: FIELD GOALS

2022 REGULAR SEASON INDIVIDUAL GAME-BY-GAME STATS											
FIELD GOALS:		EDDY PINEIRO									
DATE	OPP.	0-19	20-29	30-39	40-49	50+	TOTAL	FGM	FGA	PCT	LG
09/11	Cleveland	0/0	0/0	1/1	0/0	0/0	1/1	1	1	100.0%	34
09/18	at N.Y. Giants	0/0	0/0	3/3	0/0	0/0	3/3	3	3	100.0%	38
09/25	New Orleans	0/0	0/0	1/1	2/2	0/0	3/3	3	3	100.0%	48
10/02	Arizona	0/0	0/0	0/0	0/0	1/1	1/1	1	1	100.0%	54
10/09	San Francisco	0/0	0/0	2/2	1/2	0/0	3/4	3	4	75.0%	43
10/16	at L.A. Rams	0/0	0/0	0/0	1/1	0/0	1/1	1	1	100.0%	42
10/23	Tampa Bay	0/0	0/0	0/0	0/0	0/0	0/0	0	0	0.0%	0
10/30	at Atlanta	0/0	0/0	1/2	1/1	0/0	2/3	2	3	66.7%	42
11/06	at Cincinnati	0/0	0/0	0/0	0/0	0/0	0/0	0	0	0.0%	0
11/10	Atlanta	0/0	0/0	1/1	3/3	0/0	4/4	4	4	100.0%	49
11/20	at Baltimore	0/0	0/0	1/1	0/0	0/0	1/1	1	1	100.0%	32
11/27	Denver	0/0	1/1	1/1	1/1	0/0	3/3	3	3	100.0%	42
12/11	at Seattle	0/0	0/0	2/2	1/1	0/0	3/3	3	3	100.0%	47
12/18	Pittsburgh	0/0	1/1	1/1	0/0	1/1	3/3	3	3	100.0%	52
12/24	Detroit	0/0	0/0	2/2	1/1	0/0	3/3	3	3	100.0%	40
01/01	at Tampa Bay	0/0	0/0	0/0	1/1	0/0	1/1	1	1	100.0%	49
01/08	at New Orleans	0/0	0/0	0/0	1/1	0/0	1/1	1	1	100.0%	42
TOTALS		0/0	2/2	16/17	13/14	2/2	33/35	33	35	94.3%	54

2022 GAME SUMMARIES



26

WEEK 1

Cleveland Browns 26, Carolina Panthers 24

72,205 Bank of America Stadium Sep 11, 2022



24

Cleveland Browns	0	17	3	6	—	26
Carolina Panthers	0	7	0	17	—	24

SCORING DRIVES

TEAM	QTR	TIME	SCORING PLAY	CLE	CAR
Browns	2	10:49	K.Hunt 1 yd. pass from J.Brissett (C.York kick) (3-42, 1:37)	7	0
Browns	2	04:46	K.Hunt 24 yd. run (C.York kick) (8-78, 4:33)	14	0
Panthers	2	01:57	C.McCaffrey 1 yd. run (E.Pineiro kick) (6-75, 2:49)	14	7
Browns	2	00:21	C.York 26 yd. Field Goal (9-52, 1:36)	17	7
Browns	3	07:42	C.York 34 yd. Field Goal (13-58, 7:18)	20	7
Panthers	4	12:51	B.Mayfield 7 yd. run (E.Pineiro kick) (11-75, 4:44)	20	14
Browns	4	06:13	C.York 36 yd. Field Goal (10-57, 6:38)	23	14
Panthers	4	06:02	R.Anderson 75 yd. pass from B.Mayfield (E.Pineiro kick) (1-75, 0:11)	23	21
Panthers	4	01:13	E.Pineiro 34 yd. Field Goal (7-64, 1:01)	23	24
Browns	4	00:08	C.York 58 yd. Field Goal (6-35, 1:05)	26	24

CLEVELAND BROWNS

OFFENSE	DEFENSE
WR 18 D. Bell	DE 90 J. Clowney
WR 2 A. Cooper	DE 95 M. Garrett
WR 11 D. Peoples-Jones	DT 99 T. Bryan
C 55 E. Pocic	DT 96 J. Elliott
TE 85 D. Njoku	CB 0 G. Newsome II
QB 7 J. Brissett	CB 21 D. Ward
RB 24 N. Chubb	S 22 G. Delapt
	S 33 R. Harrison Jr.
	S 43 J. Johnson III

CAROLINA PANTHERS

OFFENSE	DEFENSE
LT 79 I. Ekwonu	DE 97 Y. Gross-Matos
LG 70 B. Christensen	DT 99 M. Ioannidis
C 60 P. Efflein	DT 95 D. Brown
RG 63 A. Corbett	DE 0 B. Burns
RT 72 T. Moton	SAM 7 S. Thompson
TE 80 I. Thomas	MIKE 57 D. Wilson
WR 3 R. Anderson	WILL 49 F. Luvu
WR 2 D. Moore	CB 26 D. Jackson
WR 12 S. Smith	CB 8 J. Horn
RB 22 C. McCaffrey	S 25 X. Woods
QB 6 B. Mayfield	S 21 J. Chinn

CLEVELAND BROWNS

PASSING	ATT	CP	YDS	SK/YD	TD	LG	INT	RTG
Jacoby Brissett	34	18	147	1/9	1	24	0	74.0
TOTAL	34	18	147	1/9	1	24	0	74.0

RUSHING	ATT	YDS	AVG	LG	TD
Nick Chubb	22	141	6.4	25	0
Kareem Hunt	11	46	4.2	24t	1
Anthony Schwartz	2	20	10.0	15	0
Jacoby Brissett	4	10	2.5	4	0
TOTAL	39	217	5.6	25	1

RECEIVING	NO	YDS	AVG	LG	TD
Donovan Peoples-Jones	6	60	10.0	15	0
Kareem Hunt	4	24	6.0	24	1
Amari Cooper	3	17	5.7	9	0
Harrison Bryant	2	18	9.0	10	0
Anthony Schwartz	1	19	19.0	19	0
David Njoku	1	7	7.0	7	0
Nick Chubb	1	2	2.0	2	0
TOTAL	18	147	8.2	24	1

TOP DEFENSE	TOT	SOLO	AST	SCK	YDS	INT
John Johnson III	7	4	3	0.5	4.0	0
Martin Emerson Jr.	5	4	1	0.0	0.0	0
Jeremiah Owusu-Koramoah	5	3	2	0.0	0.0	0

FIELD GOALS	FGM/FGA	PERCENT	RESULTS
Cade York	4-4	100.0	26G, 34G, 36G, 58G
TOTAL	4-4	100.0	

CAROLINA PANTHERS

PASSING	ATT	CP	YDS	SK/YD	TD	LG	INT	RTG
Baker Mayfield	27	16	235	4/28	1	75t	1	84.6
TOTAL	27	16	235	4/28	1	75t	1	84.6

RUSHING	ATT	YDS	AVG	LG	TD
Christian McCaffrey	10	33	3.3	9	1
DJ Moore	1	7	7.0	7	0
Baker Mayfield	5	6	1.2	7t	1
D'Onta Foreman	2	5	2.5	4	0
Chuba Hubbard	1	3	3.0	3	0
TOTAL	19	54	2.8	9	2

RECEIVING	NO	YDS	AVG	LG	TD
Robbie Anderson	5	102	20.4	75t	1
Christian McCaffrey	4	24	6.0	21	0
DJ Moore	3	43	14.3	26	0
Ian Thomas	2	53	26.5	50	0
Shi Smith	1	12	12.0	12	0
Tommy Tremble	1	1	1.0	1	0
TOTAL	16	235	14.7	75t	1

TOP DEFENSE	TOT	SOLO	AST	SCK	YDS	INT
Xavier Woods	10	2	8	0.0	0.0	0
Brian Burns	8	5	3	0.0	0.0	0
Jeremy Chinn	7	5	2	0.0	0.0	0

FIELD GOALS	FGM/FGA	PERCENT	RESULTS
Eddy Pineiro	1-1	100.0	34G
TOTAL	1-1	100.0	

Team Statistics

First Downs	23	15
3rd-Down Eff. (Made/Att/Pct)	8/18/44%	4/11/36%
4th-Down Eff. (Made/Att/Pct)	1/2/50%	0/0/0%
Total Net Yards	355	261
Total Plays	74	50
Yards Per Play	4.8	5.2
Rushes/Net Yards	39/217	19/54
Net Passing	138	207
Pass Attempts/Completions	34/18	27/16
Had Intercepted	0	1
Sacked/Yards Lost	1/9	4/28
Punts/Average	4/46.8	5/50.0
Penalties/Yards	9/71	8/96
Fumbles/Lost	1/0	5/0
Possession Time	38:26	21:34

Browns Panthers

2022 GAME SUMMARIES



WEEK 2

Carolina Panthers 16, New York Giants 19
73,843 MetLife Stadium Sep 18, 2022



Carolina Panthers	0	6	7	3	—	16
New York Giants	6	0	7	6	—	19

SCORING DRIVES

TEAM	QTR	TIME	SCORING PLAY	CAR	NYG
Giants	1	12:50	G.Gano 36 yd. Field Goal (4-4, 2:02)	0	3
Giants	1	02:30	G.Gano 33 yd. Field Goal (13-25, 7:47)	0	6
Panthers	2	12:15	E.Pineiro 31 yd. Field Goal (13-58, 5:15)	3	6
Panthers	2	00:56	E.Pineiro 32 yd. Field Goal (10-34, 4:23)	6	6
Panthers	3	12:27	D.Moore 16 yd. pass from B.Mayfield (E.Pineiro kick) (3-67, 1:00)	13	6
Giants	3	09:19	D.Bellinger 16 yd. pass from D.Jones (G.Gano kick) (8-75, 3:08)	13	13
Giants	4	12:31	G.Gano 52 yd. Field Goal (9-58, 3:24)	13	16
Panthers	4	10:46	E.Pineiro 38 yd. Field Goal (5-55, 1:45)	16	16
Giants	4	03:34	G.Gano 56 yd. Field Goal (11-37, 7:12)	16	19

NEW YORK GIANTS

OFFENSE		DEFENSE	
WR 3	S. Shepard	DL 97	D. Lawrence II
WR 13	D. Sills V	DL 99	L. Williams
WR 89	K. Toney	DL 93	N. Williams
LT 78	A. Thomas	DE 55	J. Ward
LG 68	B. Bredeson	MLB 48	T. Crowder
C 76	J. Feliciano	LCB 22	A. Jackson
RG 64	M. Glowinski	RCB 28	C. Fietz
RT 73	E. Neal	Nickel 30	D. Holmes
QB 8	D. Jones	SS 20	J. Love
FB 85	C. Myrick	FS 29	X. McKinney
RB 26	S. Barkley	FS 24	D. Belton

CAROLINA PANTHERS

OFFENSE		DEFENSE	
LT 79	I. Ekwonu	DE 97	Y. Gross-Matos
LG 70	B. Christensen	DT 99	M. Ioannidis
C 60	P. Eflrein	DT 95	D. Brown
RG 63	A. Corbett	DE 0	B. Burns
RT 72	T. Moton	SAM 7	S. Thompson
TE 80	I. Thomas	WILL 49	F. Luvu
WR 3	R. Anderson	CB 26	D. Jackson
WR 2	D. Moore	CB 8	J. Horn
WR 12	S. Smith	CB 38	M. Hartsfield
RB 22	C. McCaffrey	S 25	X. Woods
QB 6	B. Mayfield	S 21	J. Chinn

CAROLINA PANTHERS

PASSING	ATT	CP	YDS	SK/YD	TD	LG	INT	RTG
Baker Mayfield	29	14	145	2/16	1	29	0	74.6
TOTAL	29	14	145	2/16	1	29	0	74.6

RUSHING	ATT	YDS	AVG	LG	TD
Christian McCaffrey	15	102	6.8	49	0
Baker Mayfield	6	35	5.8	17	0
D'Onta Foreman	2	9	4.5	7	0
TOTAL	23	146	6.3	49	0

RECEIVING	NO	YDS	AVG	LG	TD
Christian McCaffrey	4	26	6.5	10	0
DJ Moore	3	43	14.3	29	1
Robbie Anderson	3	32	10.7	19	0
Giovanni Ricci	1	16	16.0	16	0
Stephen Sullivan	1	13	13.0	13	0
Ian Thomas	1	13	13.0	13	0
Shi Smith	1	2	2.0	2	0
TOTAL	14	145	10.4	29	1

TOP DEFENSE	TOT	SOLO	AST	SCK	YDS	INT
Xavier Woods	11	6	5	0.0	0.0	0
Frankie Luvu	10	10	0	0.0	0.0	0
Shaq Thompson	10	6	4	0.0	0.0	0

FIELD GOALS	FGM/FGA	PERCENT	RESULTS
Eddy Pineiro	3-3	100.0	31G, 32G, 38G
TOTAL	3-3	100.0	

NEW YORK GIANTS

PASSING	ATT	CP	YDS	SK/YD	TD	LG	INT	RTG
Daniel Jones	34	22	176	3/14	1	24	0	87.4
TOTAL	34	22	176	3/14	1	24	0	87.4

RUSHING	ATT	YDS	AVG	LG	TD
Saquon Barkley	21	72	3.4	16	0
Daniel Jones	10	21	2.1	11	0
Gary Brightwell	1	14	14.0	14	0
Matt Breida	1	-4	-4.0	-4	0
TOTAL	33	103	3.1	16	0

RECEIVING	NO	YDS	AVG	LG	TD
Sterling Shepard	6	34	5.7	12	0
Richie James	5	51	10.2	15	0
David Sills V	3	37	12.3	24	0
Saquon Barkley	3	16	5.3	9	0
Tanner Hudson	2	22	11.0	15	0
Kadarious Toney	2	0	0.0	2	0
Daniel Bellinger	1	16	16.0	16	1
TOTAL	22	176	8.0	24	1

TOP DEFENSE	TOT	SOLO	AST	SCK	YDS	INT
Julian Love	7	7	0	1.0	9.0	0
Xavier McKinney	5	3	2	0.0	0.0	0
Dexter Lawrence II	5	2	3	0.0	0.0	0

FIELD GOALS	FGM/FGA	PERCENT	RESULTS
Graham Gano	4-4	100.0	36G, 33G, 52G, 56G
TOTAL	4-4	100.0	

Team Statistics

	Panthers	Giants
First Downs	18	18
3rd-Down Eff. (Made/Att/Pct)	2/12/17%	6/18/33%
4th-Down Eff. (Made/Att/Pct)	1/1/100%	1/1/100%
Total Net Yards	275	265
Total Plays	54	70
Yards Per Play	5.1	3.8
Rushes/Net Yards	23/146	33/103
Net Passing	129	162
Pass Attempts/Completions	29/14	34/22
Had Intercepted	0	0
Sacked/Yards Lost	2/16	3/14
Punts/Average	5/42.4	5/50.6
Penalties/Yards	5/38	8/62
Fumbles/Lost	3/2	0/0
Possession Time	24:03	35:57

2022 GAME SUMMARIES



14

WEEK 3

New Orleans Saints 14, Carolina Panthers 22

70,496 Bank of America Stadium Sep 25, 2022



22

New Orleans Saints	0	0	0	14	—	14
Carolina Panthers	7	6	0	9	—	22

SCORING DRIVES

TEAM	QTR	TIME	SCORING PLAY	NO	CAR
Panthers	1	05:32	M.Haynes 44 yd. fumble return (E.Pineiro kick)	0	7
Panthers	2	14:16	E.Pineiro 45 yd. Field Goal (10-40, 5:10)	0	10
Panthers	2	02:56	E.Pineiro 48 yd. Field Goal (10-52, 5:36)	0	13
Saints	4	12:31	M.Ingram 5 yd. run (W.Lutz kick) (10-89, 3:28)	7	13
Panthers	4	12:06	L.Shenaut 67 yd. pass from B.Mayfield (run failed) (2-67, 0:25)	7	19
Panthers	4	08:19	E.Pineiro 34 yd. Field Goal (7-19, 3:00)	7	22
Saints	4	02:22	M.Callaway 4 yd. pass from J.Winston (W.Lutz kick) (3-90, 1:06)	14	22

NEW ORLEANS SAINTS

OFFENSE		DEFENSE	
WR 10	T. Smith	DT 93	D. Onyemata
WR 13	M. Thomas	DT 99	S. Tuffie
C 78	E. McCoy	S 32	T. Mathieu
C 51	C. Ruiz		
TE 83	J. Johnson		
TE 82	A. Trautman		
QB 2	J. Winston		
RB 41	A. Kamara		

CAROLINA PANTHERS

OFFENSE		DEFENSE	
LT 79	I. Ekwonu	DE 97	Y. Gross-Matos
LG 70	B. Christensen	DT 95	D. Brown
C 80	P. Elflein	DT 99	M. Iannidis
RG 63	A. Corbett	DE 0	B. Burns
RT 72	T. Moton	SAM 7	S. Thompson
TE 80	I. Thomas	MIKE 57	D. Wilson
TE 45	G. Ricci	WILL 49	F. Luvu
WR 3	R. Anderson	CB 26	D. Jackson
WR 2	D. Moore	CB 8	J. Horn
RB 22	C. McCaffrey	S 25	X. Woods
QB 6	B. Mayfield	S 21	J. Chinn

NEW ORLEANS SAINTS

PASSING	ATT	CP	YDS	SK/YD	TD	LG	INT	RTG
Jameis Winston	41	25	353	1/11	1	49	2	76.6
TOTAL	41	25	353	1/11	1	49	2	76.6

RUSHING	ATT	YDS	AVG	LG	TD
Alvin Kamara	15	61	4.1	27	0
Mark Ingram II	5	18	3.6	7	1
Jameis Winston	2	5	2.5	5	0
TOTAL	22	84	3.8	27	1

RECEIVING	NO	YDS	AVG	LG	TD
Chris Olave	9	147	16.3	49	0
Michael Thomas	5	49	9.8	16	0
Tre'Quan Smith	4	105	26.3	48	0
Jarvis Landry	2	22	11.0	13	0
Alvin Kamara	2	12	6.0	6	0
Adam Trautman	1	9	9.0	9	0
Nick Vannett	1	5	5.0	5	0
Marquez Callaway	1	4	4.0	4t	1
TOTAL	25	353	14.1	49	1

TOP DEFENSE	TOT	SOLO	AST	SCK	YDS	INT
Pete Werner	10	6	4	0.0	0.0	0
Shy Tuffie	7	5	2	0.0	0.0	0
P.J. Williams	6	2	4	0.0	0.0	0

FIELD GOALS	FGM/FGA	PERCENT	RESULTS
Wil Lutz	0-2	0.0	30B, 48WR
TOTAL	0-2	0.0	

CAROLINA PANTHERS

PASSING	ATT	CP	YDS	SK/YD	TD	LG	INT	RTG
Baker Mayfield	25	12	170	3/22	1	67t	0	83.8
TOTAL	25	12	170	3/22	1	67T	0	83.8

RUSHING	ATT	YDS	AVG	LG	TD
Christian McCaffrey	25	108	4.3	18	0
Chuba Hubbard	3	25	8.3	14	0
DJ Moore	2	13	6.5	9	0
Baker Mayfield	1	-1	-1.0	-1	0
TOTAL	31	145	4.7	18	0

RECEIVING	NO	YDS	AVG	LG	TD
Laviska Shenaut Jr.	2	90	45.0	67t	1
Shi Smith	2	22	11.0	24	0
Ian Thomas	2	13	6.5	9	0
Christian McCaffrey	2	7	3.5	8	0
Giovanni Ricci	1	15	15.0	15	0
Robbie Anderson	1	14	14.0	14	0
Tommy Tremble	1	7	7.0	7	0
DJ Moore	1	2	2.0	2	0
TOTAL	12	170	14.2	67T	1

TOP DEFENSE	TOT	SOLO	AST	SCK	YDS	INT
Jeremy Chinn	8	6	2	1.0	11.0	0
CJ Henderson	6	6	0	0.0	0.0	0
Frankie Luvu	5	4	1	0.0	0.0	0

FIELD GOALS	FGM/FGA	PERCENT	RESULTS
Eddy Pineiro	3-3	100.0	45G, 48G, 34G
TOTAL	3-3	100.0	

Team Statistics

	Saints	Panthers
First Downs	19	12
3rd-Down Eff. (Made/Att/Pct)	5/13/38%	4/14/29%
4th-Down Eff. (Made/Att/Pct)	0/0/0%	0/1/0%
Total Net Yards	426	293
Total Plays	64	59
Yards Per Play	6.7	5.0
Rushes/Net Yards	22/84	31/145
Net Passing	342	148
Pass Attempts/Completions	41/25	25/12
Had Intercepted	2	0
Sacked/Yards Lost	1/11	3/22
Punts/Average	6/47.5	6/46.8
Penalties/Yards	7/58	4/40
Fumbles/Lost	3/1	0/0
Possession Time	29:50	30:10

2022 GAME SUMMARIES



26

Arizona Cardinals 0 3 7 16 — 26
 Carolina Panthers 0 10 0 6 — 16

WEEK 4

Arizona Cardinals 26, Carolina Panthers 16
 69,810 Bank of America Stadium Oct 2, 2022



16

SCORING DRIVES

TEAM	QTR	TIME	SCORING PLAY	ARI	CAR
Panthers	2	12:13	F.Luvu 33 yd. interception return (E.Pineiro kick)	0	7
Cardinals	2	03:34	M.Prater 33 yd. Field Goal (8-50, 3:19)	3	7
Panthers	2	00:00	E.Pineiro 54 yd. Field Goal (5-29, 0:21)	3	10
Cardinals	3	07:42	Z.Ertz 2 yd. pass from K.Murray (M.Prater kick) (9-89, 5:08)	10	10
Cardinals	4	11:22	M.Prater 39 yd. Field Goal (15-57, 9:26)	13	10
Cardinals	4	10:26	K.Murray 4 yd. run (M.Prater kick) (2-5, 0:42)	20	10
Cardinals	4	07:37	M.Brown 23 yd. pass from K.Murray (pass failed) (3-31, 1:36)	26	10
Panthers	4	04:47	C.McCaffrey 13 yd. pass from B.Mayfield (pass failed) (9-74, 2:50)	26	16

ARIZONA CARDINALS

OFFENSE		DEFENSE	
WR	4 R. Moore	DE	99 J. Watt
WR	2 M. Brown	NT	91 M. Dogbe
LT	74 D. Humphries	DT	94 Z. Allen
LG	67 J. Pugh	ILB	56 B. Niemann
C	61 R. Hudson	ILB	25 Z. Collins
RG	76 W. Hernandez	ILB	9 I. Simmons
RT	68 K. Beachum	OLB	44 M. Golden
TE	85 T. McBride	CB	7 B. Murphy Jr.
TE	86 Z. Ertz	CB	20 M. Wilson
QB	1 K. Murray	S	34 J. Thompson
RB	6 J. Conner	S	3 B. Baker

CAROLINA PANTHERS

OFFENSE		DEFENSE	
LT	79 I. Ekwonu	DE	97 Y. Gross-Matos
LG	70 B. Christensen	DT	95 D. Brown
C	60 P. Efllein	DT	99 M. Ioannidis
RG	63 A. Corbett	DE	0 B. Burns
RT	72 T. Moton	SAM	7 S. Thompson
TE	80 I. Thomas	MIKE	57 D. Wilson
WR	3 R. Anderson	WILL	49 F. Luvu
WR	2 D. Moore	CB	26 D. Jackson
WR	12 S. Smith	CB	8 J. Horn
RB	22 C. McCaffrey	S	25 X. Woods
QB	6 B. Mayfield	S	21 J. Chinn

ARIZONA CARDINALS

PASSING	ATT	CP	YDS	SK/YD	TD	LG	INT	RTG
Kyler Murray	32	23	207	1/1	2	23t	1	96.7
TOTAL	32	23	207	1/1	2	23T	1	96.7

RUSHING	ATT	YDS	AVG	LG	TD
James Conner	15	55	3.7	8	0
Eno Benjamin	5	36	7.2	15	0
Kyler Murray	12	26	2.2	10	1
Darrel Williams	4	19	4.8	13	0
Rondale Moore	1	-4	-4.0	-4	0
TOTAL	37	132	3.6	15	1

RECEIVING	NO	YDS	AVG	LG	TD
Marquise Brown	6	88	14.7	23t	1
Zach Ertz	6	47	7.8	23	1
Trey McBride	3	24	8.0	11	0
James Conner	3	22	7.3	14	0
Rondale Moore	3	11	3.7	7	0
Eno Benjamin	1	9	9.0	9	0
Greg Dortch	1	6	6.0	6	0
TOTAL	23	207	9.0	23T	2

TOP DEFENSE	TOT	SOLO	AST	SCK	YDS	INT
Zaven Collins	8	6	2	0.0	0.0	0
Zach Allen	6	3	3	1.0	9.0	0
Budda Baker	5	2	3	0.0	0.0	0

FIELD GOALS	FGM/FGA	PERCENT	RESULTS
Matt Prater	2-2	100.0	33G, 39G
TOTAL	2-2	100.0	

CAROLINA PANTHERS

PASSING	ATT	CP	YDS	SK/YD	TD	LG	INT	RTG
Baker Mayfield	36	22	197	2/17	1	34	2	61.9
TOTAL	36	22	197	2/17	1	34	2	61.9

RUSHING	ATT	YDS	AVG	LG	TD
Christian McCaffrey	8	27	3.4	10	0
DJ Moore	1	11	11.0	11	0
D'Onta Foreman	1	2	2.0	2	0
Baker Mayfield	2	0	0.0	0	0
Laviska Shenault Jr.	1	0	0.0	0	0
TOTAL	13	40	3.1	11	0

RECEIVING	NO	YDS	AVG	LG	TD
Christian McCaffrey	9	81	9.0	34	1
DJ Moore	6	50	8.3	16	0
Tommy Tremble	3	34	11.3	16	0
Robbie Anderson	3	26	8.7	13	0
Ian Thomas	1	6	6.0	6	0
TOTAL	22	197	9.0	34	1

TOP DEFENSE	TOT	SOLO	AST	SCK	YDS	INT
Frankie Luvu	11	6	5	0.0	0.0	1
Shaq Thompson	8	3	5	0.0	0.0	0
Brian Burns	7	4	3	1.0	1.0	0

FIELD GOALS	FGM/FGA	PERCENT	RESULTS
Eddy Pineiro	1-1	100.0	54G
TOTAL	1-1	100.0	

Team Statistics

	Cardinals	Panthers
First Downs	20	11
3rd-Down Eff. (Made/Att/Pct)	6/15/40%	2/10/20%
4th-Down Eff. (Made/Att/Pct)	0/2/0%	1/3/33%
Total Net Yards	338	220
Total Plays	70	51
Yards Per Play	4.8	4.3
Rushes/Net Yards	37/132	13/40
Net Passing	206	180
Pass Attempts/Completions	32/23	36/22
Had Intercepted	1	2
Sacked/Yards Lost	1/1	2/17
Punts/Average	3/56.7	4/52.3
Penalties/Yards	7/61	6/76
Fumbles/Lost	2/0	2/1
Possession Time	38:35	21:25

2022 GAME SUMMARIES



37

WEEK 5

San Francisco 49ers 37, Carolina Panthers 15
72,321 Bank of America Stadium Oct 9, 2022



15

San Francisco 49ers	7	10	7	13	—	37
Carolina Panthers	0	3	9	3	—	15

SCORING DRIVES

TEAM	QTR	TIME	SCORING PLAY	SF	CAR
49ers	1	11:40	T.Coleman 9 yd. pass from J.Garoppo (R.Gould kick) (7-75, 3:20)	7	0
49ers	2	12:56	R.Gould 49 yd. Field Goal (8-38, 4:14)	10	0
Panthers	2	07:59	E.Pineiro 43 yd. Field Goal (9-53, 4:57)	10	3
49ers	2	00:43	E.Moseley 41 yd. interception return (R.Gould kick)	17	3
Panthers	3	11:57	C.McCaffrey 19 yd. run (run failed) (7-51, 3:03)	17	9
49ers	3	06:32	D.Samuel 4 yd. pass from J.Garoppo (R.Gould kick) (10-75, 5:25)	24	9
Panthers	3	03:40	E.Pineiro 37 yd. Field Goal (6-31, 2:52)	24	12
49ers	4	12:31	J.Wilson 1 yd. run (kick failed, wl) (12-75, 6:09)	30	12
Panthers	4	06:51	E.Pineiro 34 yd. Field Goal (12-59, 5:40)	30	15
49ers	4	03:15	T.Coleman 5 yd. run (M.Wishnowsky kick) (2-3, 0:51)	37	15

SAN FRANCISCO 49ERS					
OFFENSE			DEFENSE		
WR	11	B. Aiyuk	DB	1	J. Ward
TE	85	G. Kittle			
TE	89	C. Woerner			
RB	22	J. Wilson Jr.			
QB	10	J. Garoppo			
FB	44	K. Juszczyk			
CAROLINA PANTHERS					
OFFENSE			DEFENSE		
LT	79	I. Ekwonu	DE	97	Y. Gross-Matos
LG	70	B. Christensen	DT	95	D. Brown
C	60	P. Ettlein	DT	99	M. Ioannidis
RG	63	A. Corbett	DE	0	B. Burns
RT	72	T. Moton	SAM	7	S. Thompson
TE	80	I. Thomas	MIKE	57	D. Wilson
TE	82	T. Tremble	WILL	55	C. Littleton
TE	45	G. Ricci	CB	26	D. Jackson
WR	2	D. Moore	CB	8	J. Horn
RB	22	C. McCaffrey	S	31	J. Burris
QB	6	B. Mayfield	S	38	M. Hartsfield

SAN FRANCISCO 49ERS

PASSING	ATT	CP	YDS	SK/YD	TD	LG	INT	RTG
Jimmy Garoppo	30	18	253	2/9	2	32	0	109.4
TOTAL	30	18	253	2/9	2	32	0	109.4

RUSHING	ATT	YDS	AVG	LG	TD
Jeff Wilson Jr.	17	120	7.1	41	1
Tevin Coleman	8	23	2.9	14	1
Deebo Samuel	2	12	6.0	9	0
Jimmy Garoppo	1	-1	-1.0	-1	0
Brock Purdy	1	-1	-1.0	-1	0
TOTAL	29	153	5.3	41	2

RECEIVING	NO	YDS	AVG	LG	TD
George Kittle	5	47	9.4	20	0
Brandon Aiyuk	3	58	19.3	24	0
Tevin Coleman	3	44	14.7	30	1
Jauan Jennings	2	45	22.5	32	0
Kyle Juszczyk	2	27	13.5	18	0
Deebo Samuel	2	20	10.0	16	1
Jeff Wilson Jr.	1	12	12.0	12	0
TOTAL	18	253	14.1	32	2

TOP DEFENSE	TOT	SOLO	AST	SCK	YDS	INT
Dre Greenlaw	11	4	7	0.0	0.0	0
Fred Warner	9	7	2	1.0	2.0	0
Deommodore Lenoir	8	4	4	0.0	0.0	0

FIELD GOALS	FGM/FGA	PERCENT	RESULTS
Robbie Gould	1-2	50.0	49G, 43B
TOTAL	1-2	50.0	

CAROLINA PANTHERS

PASSING	ATT	CP	YDS	SK/YD	TD	LG	INT	RTG
Baker Mayfield	36	20	215	4/16	0	32	1	61.7
PJ Walker	6	5	60	2/15	0	22	0	108.3
TOTAL	42	25	275	6/31	0	32	1	69.0

RUSHING	ATT	YDS	AVG	LG	TD
Christian McCaffrey	14	54	3.9	19t	1
DJ Moore	1	8	8.0	8	0
D'Onta Foreman	2	2	1.0	5	0
TOTAL	17	64	3.8	19t	1

RECEIVING	NO	YDS	AVG	LG	TD
Christian McCaffrey	7	50	7.1	12	0
Shi Smith	4	69	17.3	31	0
DJ Moore	4	59	14.8	27	0
Terrace Marshall Jr.	4	30	7.5	12	0
Gianni Ricci	3	27	9.0	12	0
Ian Thomas	2	8	4.0	6	0
Robbie Anderson	1	32	32.0	32	0
TOTAL	25	275	11.0	32	0

TOP DEFENSE	TOT	SOLO	AST	SCK	YDS	INT
Damien Wilson	9	7	2	1.0	3.0	0
Juston Burris	8	6	2	0.0	0.0	0
Cory Littleton	7	4	3	0.0	0.0	0

FIELD GOALS	FGM/FGA	PERCENT	RESULTS
Eddy Pineiro	3-4	75.0	41WL, 43G, 37G, 34G
TOTAL	3-4	75.0	

Team Statistics

	49ers	Panthers
First Downs	22	15
3rd-Down Eff. (Made/Att/Pct)	7/12/58%	3/15/20%
4th-Down Eff. (Made/Att/Pct)	0/0/0%	3/5/60%
Total Net Yards	397	308
Total Plays	61	65
Yards Per Play	6.5	4.7
Rushes/Net Yards	29/153	17/64
Net Passing	244	244
Pass Attempts/Completions	30/18	42/25
Had Intercepted	0	1
Sacked/Yards Lost	2/9	6/31
Punts/Average	2/37.5	3/51.3
Penalties/Yards	9/50	5/33
Fumbles/Lost	2/1	2/0
Possession Time	30:18	29:42

49ers Panthers

2022 GAME SUMMARIES



WEEK 6

Carolina Panthers 10, Los Angeles Rams 24
71,482 SoFi Stadium Oct 16, 2022



Carolina Panthers	3	7	0	0	—	10
Los Angeles Rams	0	7	10	7	—	24

SCORING DRIVES

TEAM	QTR	TIME	SCORING PLAY	CAR	LAR
Panthers	1	08:38	E.Pineiro 42 yd. Field Goal (12-51, 6:22)	3	0
Rams	2	03:34	A.I.Robinson 5 yd. pass from M.Stafford (M.Gay kick) (13-73, 7:58)	3	7
Panthers	2	01:58	D.Jackson 30 yd. interception return (E.Pineiro kick)	10	7
Rams	3	04:37	M.Gay 21 yd. Field Goal (12-87, 6:46)	10	10
Rams	3	00:11	B.Skowronek 17 yd. run (M.Gay kick) (5-80, 2:50)	10	17
Rams	4	08:15	D.Henderson 2 yd. run (M.Gay kick) (10-61, 5:17)	10	24

LOS ANGELES RAMS

OFFENSE		DEFENSE	
WR 19	B. Powell	OLB 54	L. Floyd
WR 1	A. Robinson II		
WR 10	C. Kupp		
TE 89	T. Higbee		
QB 9	M. Stafford		
RB 27	D. Henderson Jr.		

CAROLINA PANTHERS

OFFENSE		DEFENSE	
LT 79	I. Ekwonu	DE 97	Y. Gross-Matos
LG 70	B. Christensen	DT 95	D. Brown
C 60	P. Eiflein	DT 99	M. Ioannidis
RG 63	A. Corbett	DE 0	B. Burns
RT 72	T. Moton	SAM 7	S. Thompson
TE 80	I. Thomas	WILL 55	C. Littleton
WR 3	R. Anderson	CB 26	D. Jackson
WR 2	D. Moore	CB 23	C. Henderson
WR 12	S. Smith	CB 38	M. Hartsfield
RB 22	C. McCaffrey	S 25	X. Woods
QB 11	P. Walker	S 31	J. Burrs

CAROLINA PANTHERS

PASSING	ATT	CP	YDS	SK/YD	TD	LG	INT	RTG
PJ Walker	16	10	60	2/9	0	16	0	69.8
Jacob Eason	5	3	59	0/0	0	49	1	61.7
TOTAL	21	13	119	2/9	0	49	1	57.4

RUSHING	ATT	YDS	AVG	LG	TD
Christian McCaffrey	13	69	5.3	17	0
D'Onta Foreman	5	19	3.8	8	0
Chuba Hubbard	2	6	3.0	4	0
PJ Walker	1	-1	-1.0	-1	0
TOTAL	21	93	4.4	17	0

RECEIVING	NO	YDS	AVG	LG	TD
Christian McCaffrey	7	89	12.7	49	0
DJ Moore	3	7	2.3	5	0
Jan Thomas	2	22	11.0	16	0
Chuba Hubbard	1	1	1.0	1	0
TOTAL	13	119	9.2	49	0

TOP DEFENSE	TOT	SOLO	AST	SCK	YDS	INT
Cory Littleton	10	6	4	0.5	2.0	0
Myles Hartsfield	8	6	2	0.0	0.0	0
Derrick Brown	7	3	4	0.5	2.0	0

FIELD GOALS	FGM/FGA	PERCENT	RESULTS
Eddy Pineiro	1-1	100.0	42G
TOTAL	1-1	100.0	

LOS ANGELES RAMS

PASSING	ATT	CP	YDS	SK/YD	TD	LG	INT	RTG
Matthew Stafford	33	26	253	1/4	1	22	1	96.1
TOTAL	33	26	253	1/4	1	22	1	96.1

RUSHING	ATT	YDS	AVG	LG	TD
Darrell Henderson Jr.	12	43	3.6	16	1
Cooper Kupp	2	17	8.5	13	0
Ben Skowronek	1	17	17.0	17	1
Malcolm Brown	7	15	2.1	10	0
Brandon Powell	3	13	4.3	5	0
Tutu Atwell	1	9	9.0	9	0
Ronnie Rivers	1	0	0.0	0	0
Matthew Stafford	2	-3	-1.5	-1	0
TOTAL	29	111	3.8	17	2

RECEIVING	NO	YDS	AVG	LG	TD
Cooper Kupp	7	80	11.4	22	0
Allen Robinson II	5	63	12.6	22	1
Ben Skowronek	5	40	8.0	19	0
Brandon Powell	4	27	6.8	16	0
Darrell Henderson Jr.	2	9	4.5	7	0
Ronnie Rivers	1	14	14.0	14	0
Malcolm Brown	1	13	13.0	13	0
Tyler Higbee	1	7	7.0	7	0
TOTAL	26	253	9.7	22	1

TOP DEFENSE	TOT	SOLO	AST	SCK	YDS	INT
Ernest Jones	7	5	2	0.0	0.0	0
Bobby Wagner	7	4	3	0.0	0.0	0
A'Shawn Robinson	6	3	3	0.0	0.0	0

FIELD GOALS	FGM/FGA	PERCENT	RESULTS
Matt Gay	1-1	100.0	21G
TOTAL	1-1	100.0	

Team Statistics

	Panthers	Rams
First Downs	8	22
3rd-Down Eff. (Made/Att/Pct)	2/10/20%	6/12/50%
4th-Down Eff. (Made/Att/Pct)	0/0/0%	0/0/0%
Total Net Yards	203	360
Total Plays	44	63
Yards Per Play	4.6	5.7
Rushes/Net Yards	21/93	29/111
Net Passing	110	249
Pass Attempts/Completions	21/13	33/26
Had Intercepted	1	1
Sacked/Yards Lost	2/9	1/4
Punts/Average	7/51.7	5/48.0
Penalties/Yards	3/30	7/49
Fumbles/Lost	0/0	0/0
Possession Time	22:55	37:05

2022 GAME SUMMARIES



3

WEEK 7

Tampa Bay Buccaneers 3, Carolina Panthers 21
71,941 Bank of America Stadium Oct 23, 2022



21

Tampa Bay Buccaneers	0	0	0	3	—	3
Carolina Panthers	0	7	7	7	—	21

SCORING DRIVES

TEAM	QTR	TIME	SCORING PLAY	TB	CAR
Panthers	2	00:29	D.Moore 20 yd. pass from P.Walker (E.Pineiro kick) (6-80, 2:47)	0	7
Panthers	3	03:11	C.Hubbard 17 yd. run (E.Pineiro kick) (3-77, 0:49)	0	14
Buccaneers	4	13:38	R.Succop 27 yd. Field Goal (14-67, 4:33)	3	14
Panthers	4	09:33	T.Tremble 29 yd. pass from P.Walker (E.Pineiro kick) (7-75, 4:05)	3	21

TAMPA BAY BUCCANEERS

OFFENSE		DEFENSE	
WR 3	R. Gage Jr.	OLB 7	S. Barrett
WR 13	M. Evans	OLB 9	J. Tryon-Shoyinka
WR 14	C. Godwin	DL 56	R. Nuijze-Roches
TE 41	K. Kieft	NT 50	V. Vea
QB 12	T. Brady	CB 35	J. Dean
RB 7	L. Fournette	CB 27	Z. McCollum
		S 32	M. Edwards
		S 22	K. Neal
		S 31	A. Winfield Jr.

CAROLINA PANTHERS

OFFENSE		DEFENSE	
LT 79	I. Ekwonu	DE 97	V. Gross-Matos
LG 70	B. Christensen	DT 95	D. Brown
C 56	B. Bozeman	DT 93	B. Roy
RG 63	A. Corbett	DE 0	B. Burns
RT 72	T. Moton	SAM 7	S. Thompson
TE 80	I. Thomas	MIKE 57	D. Wilson
WR 2	D. Moore	WILL 49	F. Luvu
WR 88	T. Marshall Jr.	CB 26	D. Jackson
RB 30	C. Hubbard	CB 23	C. Henderson
RB 3	R. Blackshear	S 25	X. Woods
QB 11	P. Walker	S 38	M. Hartsfield

TAMPA BAY BUCCANEERS

PASSING	ATT	CP	YDS	SK/YD	TD	LG	INT	RTG
Tom Brady	49	32	290	1/14	0	35	0	81.2
TOTAL	49	32	290	1/14	0	35	0	81.2

RUSHING	ATT	YDS	AVG	LG	TD
Rachaad White	6	24	4.0	11	0
Leonard Fournette	8	19	2.4	9	0
Chris Godwin	1	2	2.0	2	0
Tom Brady	1	1	1.0	1	0
TOTAL	16	46	2.9	11	0

RECEIVING	NO	YDS	AVG	LG	TD
Mike Evans	9	96	10.7	20	0
Chris Godwin	7	43	6.1	10	0
Cade Otton	4	64	16.0	35	0
Russell Gage Jr.	4	39	9.8	20	0
Leonard Fournette	2	7	3.5	7	0
Scotty Miller	2	6	3.0	4	0
Ko Kieft	1	18	18.0	18	0
Kyle Rudolph	1	8	8.0	8	0
Rachaad White	1	8	8.0	8	0
Jaelon Darden	1	1	1.0	1	0
TOTAL	32	290	9.1	35	0

TOP DEFENSE	TOT	SOLO	AST	SCK	YDS	INT
Lavonte David	8	5	3	0.0	0.0	0
Mike Edwards	6	4	2	0.0	0.0	0
Vita Vea	5	2	3	1.0	7.0	0

FIELD GOALS	FGM/FGA	PERCENT	RESULTS
Ryan Succop	1-1	100.0	27G
TOTAL	1-1	100.0	

CAROLINA PANTHERS

PASSING	ATT	CP	YDS	SK/YD	TD	LG	INT	RTG
PJ Walker	22	16	177	1/7	2	29T	0	126.5
TOTAL	22	16	177	1/7	2	29T	0	126.5

RUSHING	ATT	YDS	AVG	LG	TD
D'Onta Foreman	15	118	7.9	60	0
Chuba Hubbard	9	63	7.0	17T	1
DJ Moore	1	-3	-3.0	-3	0
Raheem Blackshear	2	-5	-2.5	-1	0
TOTAL	27	173	6.4	60	1

RECEIVING	NO	YDS	AVG	LG	TD
DJ Moore	7	69	9.9	21	1
Terrace Marshall Jr.	2	31	15.5	20	0
D'Onta Foreman	2	27	13.5	23	0
Chuba Hubbard	2	10	5.0	7	0
Tommy Tremble	1	29	29.0	29T	1
Laviska Shenault Jr.	1	8	8.0	8	0
Ian Thomas	1	3	3.0	3	0
TOTAL	16	177	11.1	29T	2

TOP DEFENSE	TOT	SOLO	AST	SCK	YDS	INT
Donte Jackson	10	10	0	0.0	0.0	0
Myles Hartsfield	7	5	2	0.0	0.0	0
Shaq Thompson	7	5	2	0.0	0.0	0

FIELD GOALS	FGM/FGA	PERCENT	RESULTS
	No field Goals		

Team Statistics

	Buccaneers	Panthers
First Downs	17	14
3rd-Down Eff. (Made/Att/Pct)	2/12/17%	4/12/33%
4th-Down Eff. (Made/Att/Pct)	1/3/33%	0/0/0%
Total Net Yards	322	343
Total Plays	66	50
Yards Per Play	4.9	6.9
Rushes/Net Yards	16/46	27/173
Net Passing	276	170
Pass Attempts/Completions	49/32	22/16
Had Intercepted	0	0
Sacked/Yards Lost	1/14	1/7
Punts/Average	6/46.5	7/51.4
Penalties/Yards	4/30	3/15
Fumbles/Lost	1/0	0/0
Possession Time	30:36	29:24

2022 GAME SUMMARIES



34

WEEK 8

Carolina Panthers 34, Atlanta Falcons 37 (OT)
68,996 Mercedes-Benz Stadium Oct 30, 2022



37

Carolina Panthers	3	7	3	21	0	—	34
Atlanta Falcons	0	14	7	13	3	—	37

SCORING DRIVES

TEAM	QTR	TIME	SCORING PLAY	CAR	ATL
Panthers	1	06:50	E.Pineiro 37 yd. Field Goal (6-18, 2:33)	3	0
Falcons	2	10:13	K.Pitts 2 yd. pass from M.Mariota (Y.Koo kick) (10-69, 6:02)	3	7
Panthers	2	04:51	D.Foreman 2 yd. run (E.Pineiro kick) (12-75, 5:22)	10	7
Falcons	2	00:41	L.Carter 28 yd. interception return (Y.Koo kick)	10	14
Panthers	3	11:33	E.Pineiro 42 yd. Field Goal (9-51, 3:27)	13	14
Falcons	3	01:40	T.Allgeier 25 yd. pass from M.Mariota (Y.Koo kick) (8-62, 4:45)	13	21
Panthers	4	11:46	D.Foreman 1 yd. run (D.Foreman run) (10-75, 4:54)	21	21
Falcons	4	07:33	Y.Koo 30 yd. Field Goal (8-68, 4:13)	21	24
Panthers	4	03:06	D.Foreman 12 yd. run (E.Pineiro kick) (7-60, 4:27)	28	24
Falcons	4	02:14	D.Byrd 47 yd. pass from M.Mariota (Y.Koo kick) (4-75, 0:52)	28	31
Falcons	4	00:36	Y.Koo 34 yd. Field Goal (4-2, 1:03)	28	34
Panthers	4	00:12	D.Moore 62 yd. pass from P.Walker (kick failed, wl) (3-75, 0:24)	34	34
Falcons	OT	01:55	Y.Koo 41 yd. Field Goal (8-55, 3:59)	34	37

ATLANTA FALCONS

OFFENSE		DEFENSE	
WR 14	D. Byrd	CB 23	D. Hall
WR 17	O. Zaccheaus	SS 21	D. Marlowe
WR 5	D. London	SS 27	R. Grant
TE 8	K. Pitts		
LG 63	C. Lindstrom		
RT 70	J. Matthews		
RT 76	K. McGary		
QB 1	M. Mariota		
RB 25	T. Allgeier		

CAROLINA PANTHERS

OFFENSE		DEFENSE	
LT 79	I. Ekwonu	DE 97	Y. Cross-Matos
LG 70	B. Christensen	DT 95	D. Brown
C 56	B. Bozeman	DT 99	M. Ioannidis
RG 63	A. Corbett	DE 0	B. Burns
RT 72	T. Moton	SAM 7	S. Thompson
TE 80	I. Thomas	WILL 55	C. Littleton
TE 82	T. Tremble	CB 26	D. Jackson
WR 2	D. Moore	CB 8	J. Horn
WR 88	T. Marshall Jr.	CB 38	M. Hartsfield
RB 33	D. Foreman	S 25	X. Woods
QB 11	P. Walker	S 31	J. Burris

CAROLINA PANTHERS

PASSING	ATT	CP	YDS	SK/YD	TD	LG	INT	RTG
PJ Walker	36	19	317	1/8	1	62t	1	80.4
TOTAL	36	19	317	1/8	1	62T	1	80.4

RUSHING	ATT	YDS	AVG	LG	TD
D'Onta Foreman	26	118	4.5	16	3
Spencer Brown	6	27	4.5	7	0
PJ Walker	1	20	20.0	20	0
DJ Moore	1	3	3.0	3	0
Raheem Blackshear	2	1	0.5	3	0
TOTAL	36	169	4.7	20	3

RECEIVING	NO	YDS	AVG	LG	TD
DJ Moore	6	152	25.3	62t	1
Laviska Shenault Jr.	5	26	5.2	13	0
Terrace Marshall Jr.	4	87	21.8	39	0
Tommy Tremble	2	17	8.5	9	0
Stephen Sullivan	1	33	33.0	33	0
Ian Thomas	1	2	2.0	2	0
TOTAL	19	317	16.7	62T	1

TOP DEFENSE	TOT	SOLO	AST	SCK	YDS	INT
Shaq Thompson	13	8	5	0.0	0.0	0
Derrick Brown	12	5	7	0.5	0.5	0
Myles Hartsfield	7	6	1	0.0	0.0	0

FIELD GOALS	FGM/FGA	PERCENT	RESULTS
Eddy Pineiro	2-3	66.7	37G, 42G, 32WL
TOTAL	2-3	66.0	

ATLANTA FALCONS

PASSING	ATT	CP	YDS	SK/YD	TD	LG	INT	RTG
Marcus Mariota	28	20	253	2/14	3	47t	2	105.2
TOTAL	28	20	253	2/14	3	47T	2	105.2

RUSHING	ATT	YDS	AVG	LG	TD
Caleb Huntley	16	91	5.7	30	0
Marcus Mariota	6	43	7.2	30	0
Tyler Allgeier	14	39	2.8	13	0
Olamide Zaccheaus	1	-6	-6.0	-6	0
TOTAL	37	167	4.5	30	0

RECEIVING	NO	YDS	AVG	LG	TD
Kyle Pitts	5	80	16.0	33	1
Drake London	4	31	7.8	17	0
Damiere Byrd	3	67	22.3	47t	1
Tyler Allgeier	3	46	15.3	25t	1
Avery Williams	2	7	3.5	8	0
Olamide Zaccheaus	1	10	10.0	10	0
Parker Hesse	1	9	9.0	9	0
Bryan Edwards	1	3	3.0	3	0
TOTAL	20	253	12.7	47T	3

TOP DEFENSE	TOT	SOLO	AST	SCK	YDS	INT
Mykal Walker	11	8	3	0.0	0.0	0
Rashaan Evans	9	4	5	1.0	8.0	0
Ta'Quon Graham	7	4	3	0.0	0.0	0

FIELD GOALS	FGM/FGA	PERCENT	RESULTS
Younghoe Koo	3-3	100.0	30G, 34G, 41G
TOTAL	3-3	100.0	

Team Statistics

	Panthers	Falcons
First Downs	23	21
3rd-Down Eff. (Made/Att/Pct)	5/13/38%	6/12/50%
4th-Down Eff. (Made/Att/Pct)	1/2/50%	0/0/0%
Total Net Yards	478	406
Total Plays	73	67
Yards Per Play	6.5	6.1
Rushes/Net Yards	36/169	37/167
Net Passing	309	239
Pass Attempts/Completions	36/19	28/20
Had Intercepted	1	2
Sacked/Yards Lost	1/8	2/14
Punts/Average	3/47.0	4/52.5
Penalties/Yards	9/74	7/64
Fumbles/Lost	0/0	1/0
Possession Time	31:31	36:34

2022 GAME SUMMARIES



21

WEEK 9

Carolina Panthers 21, Cincinnati Bengals 42
66,160 Paycor Stadium Nov 6, 2022



42

Carolina Panthers	0	0	7	14	—	21
Cincinnati Bengals	7	28	7	0	—	42

SCORING DRIVES

TEAM	QTR	TIME	SCORING PLAY	CAR	CIN
Bengals	1	09:42	J.Mixon 2 yd. run (E.McPherson kick) (9-90, 5:18)	0	7
Bengals	2	14:37	J.Burrow 1 yd. run (E.McPherson kick) (10-71, 5:50)	0	14
Bengals	2	07:29	J.Mixon 3 yd. run (E.McPherson kick) (9-59, 5:09)	0	21
Bengals	2	03:45	J.Mixon 1 yd. run (E.McPherson kick) (5-42, 2:51)	0	28
Bengals	2	00:04	J.Mixon 12 yd. pass from J.Burrow (E.McPherson kick) (5-23, 1:05)	0	35
Panthers	3	10:52	T.Tremble 8 yd. pass from B.Mayfield (E.Pineiro kick) (8-37, 4:08)	7	35
Bengals	3	04:38	J.Mixon 14 yd. run (E.McPherson kick) (11-75, 6:14)	7	42
Panthers	4	07:47	T.Marshall 21 yd. pass from B.Mayfield (E.Pineiro kick) (10-86, 5:01)	14	42
Panthers	4	01:29	R.Blackshear 2 yd. run (E.Pineiro kick) (10-62, 2:18)	21	42

CINCINNATI BENGALS

OFFENSE		DEFENSE	
WR	83 T. Boyd	DT	95 Z. Carter
WR	5 T. Higgins	DT	92 B. Hill
WR	11 T. Taylor	LB	57 G. Pratt
C	64 T. Karras	LB	55 L. Wilson
TE	88 H. Hurst	CB	29 C. Taylor-Britt
QB	9 J. Burrow	CB	20 E. Apple
HB	28 J. Mixon	S	30 J. Bates III
		S	24 V. Bell

CAROLINA PANTHERS

OFFENSE		DEFENSE	
LT	79 I. Ekwonu	DE	97 Y. Gross-Matos
LG	70 B. Christensen	DT	95 D. Brown
C	56 B. Bozeman	DT	99 M. Ioannidis
RG	63 A. Corbett	DE	0 B. Burns
RT	72 T. Moton	SAM	7 S. Thompson
TE	80 I. Thomas	WILL	49 F. Luvu
TE	82 T. Tremble	CB	23 C. Henderson
TE	45 G. Ricci	CB	8 J. Horn
WR	2 D. Moore	CB	28 K. Taylor Jr.
RB	33 D. Foreman	S	25 X. Woods
QB	11 P. Walker	S	38 M. Hartsfield

CAROLINA PANTHERS

PASSING	ATT	CP	YDS	SK/YD	TD	LG	INT	RTG
Baker Mayfield	20	14	155	0/0	2	27	0	126.0
PJ Walker	10	3	9	0/0	0	5	2	0.0
TOTAL	30	17	164	0/0	2	27	2	66.5

RUSHING	ATT	YDS	AVG	LG	TD
D'Onta Foreman	7	23	3.3	6	0
Spencer Brown	3	16	5.3	7	0
Raheem Blackshear	5	13	2.6	5	1
Laviska Shenault Jr.	2	6	3.0	4	0
PJ Walker	1	6	6.0	6	0
TOTAL	18	64	3.6	7	1

RECEIVING	NO	YDS	AVG	LG	TD
Raheem Blackshear	4	40	10.0	27	0
Terrace Marshall Jr.	3	53	17.7	21t	1
DJ Moore	2	24	12.0	14	0
Tommy Tremble	2	11	5.5	8t	1
Spencer Brown	2	10	5.0	9	0
D'Onta Foreman	2	-2	-1.0	2	0
Shi Smith	1	20	20.0	20	0
Giovanni Ricci	1	8	8.0	8	0
TOTAL	17	164	9.6	27	2

TOP DEFENSE	TOT	SOLO	AST	SCK	YDS	INT
Shaq Thompson	10	4	6	0.0	0.0	0
CJ Henderson	8	6	2	0.0	0.0	0
Myles Hartsfield	7	6	1	0.0	0.0	0

FIELD GOALS	FGM/FGA	PERCENT	RESULTS
No Field Goals			

CINCINNATI BENGALS

PASSING	ATT	CP	YDS	SK/YD	TD	LG	INT	RTG
Joe Burrow	28	22	206	1/5	1	35	0	109.2
Brandon Allen	3	3	22	1/0	0	13	0	97.2
TOTAL	31	25	228	2/5	1	35	0	108.1

RUSHING	ATT	YDS	AVG	LG	TD
Joe Mixon	22	153	7.0	29	4
Samaje Perine	6	51	8.5	29	0
Trent Taylor	3	18	6.0	9	0
Trenton Irwin	1	11	11.0	11	0
Joe Burrow	4	9	2.3	4	1
Brandon Allen	3	-1	-0.3	2	0
TOTAL	39	241	6.2	29	5

RECEIVING	NO	YDS	AVG	LG	TD
Tee Higgins	7	60	8.6	17	0
Tyler Boyd	5	44	8.8	15	0
Hayden Hurst	5	35	7.0	13	0
Joe Mixon	4	58	14.5	35	1
Trent Taylor	2	14	7.0	9	0
Trenton Irwin	1	14	14.0	14	0
Samaje Perine	1	3	3.0	3	0
TOTAL	25	228	9.1	35	1

TOP DEFENSE	TOT	SOLO	AST	SCK	YDS	INT
Akeem Davis-Gaither	6	4	2	0.0	0.0	0
Markus Bailey	6	3	3	0.0	0.0	0
Logan Wilson	4	4	0	0.0	0.0	0

FIELD GOALS	FGM/FGA	PERCENT	RESULTS
Evan McPherson	0-1	0.0	48WL
TOTAL	0-1	0.0	

Team Statistics

	Panthers	Bengals
First Downs	13	30
3rd-Down Eff. (Made/Att/Pct)	2/8/25%	6/10/60%
4th-Down Eff. (Made/Att/Pct)	1/1/100%	0/0/0%
Total Net Yards	228	464
Total Plays	48	72
Yards Per Play	4.8	6.4
Rushes/Net Yards	18/64	39/241
Net Passing	164	223
Pass Attempts/Completions	30/17	31/25
Had Intercepted	2	0
Sacked/Yards Lost	0/0	2/5
Punts/Average	5/54.0	3/40.0
Penalties/Yards	7/50	5/35
Fumbles/Lost	1/1	1/0
Possession Time	20:39	39:21

2022 GAME SUMMARIES



15

WEEK 10

Atlanta Falcons 15, Carolina Panthers 25

72,029 Bank of America Stadium Nov 10, 2022



25

Atlanta Falcons	0	3	6	6	—	15
Carolina Panthers	3	10	6	6	—	25

SCORING DRIVES

TEAM	QTR	TIME	SCORING PLAY	ATL	CAR
Panthers	1	06:59	E.Pineiro 46 yd. Field Goal (10-41, 4:22)	0	3
Panthers	2	04:34	L.Shenault 41 yd. run (E.Pineiro kick) (2-43, 0:52)	0	10
Panthers	2	01:47	E.Pineiro 49 yd. Field Goal (7-14, 2:24)	0	13
Falcons	2	00:00	Y.Koo 33 yd. Field Goal (8-60, 1:47)	3	13
Falcons	3	06:15	D.London 7 yd. pass from M.Mariota (kick failed, wr) (6-42, 2:46)	9	13
Panthers	3	01:51	D.Foreman 12 yd. run (kick failed, wr) (7-84, 4:24)	9	19
Panthers	4	09:22	E.Pineiro 40 yd. Field Goal (11-54, 5:25)	9	22
Falcons	4	02:56	K.Hodge 25 yd. pass from M.Mariota (kick blocked) (8-97, 2:22)	15	22
Panthers	4	00:10	E.Pineiro 37 yd. Field Goal (4-0, 1:40)	15	25

ATLANTA FALCONS

OFFENSE		DEFENSE	
WR 17	O. Zaczekaus	OLB 0	L. Carter
WR 5	D. London	OLB 92	A. Ogundeji
TE 8	K. Pitts	DL 97	G. Jarrett
LT 40	K. Smith	DL 95	T. Graham
LG 63	C. Lindstrom	ILB 54	R. Evans
RT 70	J. Matthews	ILB 3	M. Walker
RT 76	K. McGary	CB 23	D. Hall
QB 1	M. Mariota	CB 26	I. Oliver
RB 84	C. Patterson	CB 21	R. Fenton
		SS 27	R. Grant
		SS 32	J. Hawkins

CAROLINA PANTHERS

OFFENSE		DEFENSE	
LT 79	I. Ekwonu	DE 97	Y. Gross-Matos
LG 70	B. Christensen	DE 95	D. Brown
C 56	B. Bozeman	DT 99	M. Ioannidis
RG 63	A. Corbett	DE 0	B. Burns
RT 72	T. Moton	SAM 7	S. Thompson
TE 80	I. Thomas	MIKE 55	C. Littleton
WR 2	D. Moore	WILL 49	F. Luvu
WR 88	T. Marshall Jr.	CB 26	D. Jackson
WR 5	L. Shenault Jr.	CB 8	J. Horn
RB 33	D. Foreman	S 25	X. Woods
QB 11	P. Walker	S 38	M. Hartsfield

ATLANTA FALCONS

PASSING	ATT	CP	YDS	SK/YD	TD	LG	INT	RTG
Marcus Mariota	30	19	186	5/33	2	28	1	89.0
TOTAL	30	19	186	5/33	2	28	1	89.0

RUSHING	ATT	YDS	AVG	LG	TD
Marcus Mariota	3	43	14.3	26	0
Caleb Huntley	5	32	6.4	15	0
Avery Williams	4	25	6.3	12	0
Tyler Allgeier	8	20	2.5	6	0
Cordarrelle Patterson	5	18	3.6	9	0
TOTAL	25	138	5.5	26	0

RECEIVING	NO	YDS	AVG	LG	TD
Drake London	5	38	7.6	14	1
Damiere Byrd	3	58	19.3	21	0
Tyler Allgeier	3	-17	-5.7	-5	0
KhaDarel Hodge	2	37	18.5	25t	1
Olamide Zaczekaus	2	34	17.0	28	0
Kyle Pitts	2	28	14.0	18	0
MyCole Pruitt	1	6	6.0	6	0
Cordarrelle Patterson	1	2	2.0	2	0
TOTAL	19	186	9.8	28	2

TOP DEFENSE	TOT	SOLO	AST	SCK	YDS	INT
Rashaan Evans	10	6	4	0.0	0.0	0
Mykal Walker	8	5	3	0.0	0.0	0
Richie Grant	8	3	5	0.0	0.0	0

FIELD GOALS	FGM/FGA	PERCENT	RESULTS
Younghoe Koo	1-1	100.0	3/3G
TOTAL	1-1	100.0	

CAROLINA PANTHERS

PASSING	ATT	CP	YDS	SK/YD	TD	LG	INT	RTG
PJ Walker	16	10	108	1/7	0	43	0	82.3
TOTAL	16	10	108	1/7	0	43	0	82.3

RUSHING	ATT	YDS	AVG	LG	TD
D'Onta Foreman	31	130	4.2	23	1
Laviska Shenault Jr.	2	42	21.0	41t	1
Raheem Blackshear	6	32	5.3	12	0
Chuba Hubbard	5	14	2.8	5	0
PJ Walker	3	14	4.7	8	0
TOTAL	47	232	4.9	41T	2

RECEIVING	NO	YDS	AVG	LG	TD
DJ Moore	4	29	7.3	20	0
Laviska Shenault Jr.	3	17	5.7	8	0
Terrace Marshall Jr.	1	43	43.0	43	0
Shi Smith	1	17	17.0	17	0
Giovanni Ricci	1	2	2.0	2	0
TOTAL	10	108	10.8	43	0

TOP DEFENSE	TOT	SOLO	AST	SCK	YDS	INT
Frankie Luvu	12	8	4	2.0	11.0	0
Xavier Woods	8	6	2	0.0	0.0	0
Shaq Thompson	8	5	3	0.0	0.0	0

FIELD GOALS	FGM/FGA	PERCENT	RESULTS
Eddy Pineiro	4-4	100.0	46G, 49G, 40G, 37G
TOTAL	4-4	100.0	

Team Statistics

	Falcons	Panthers
First Downs	20	18
3rd-Down Eff. (Made/Att/Pct)	3/11/27%	6/15/40%
4th-Down Eff. (Made/Att/Pct)	0/2/0%	0/0/0%
Total Net Yards	291	333
Total Plays	60	64
Yards Per Play	4.9	5.2
Rushes/Net Yards	25/138	47/232
Net Passing	153	101
Pass Attempts/Completions	30/19	16/10
Had Intercepted	1	0
Sacked/Yards Lost	5/33	1/7
Punts/Average	5/34.8	5/43.2
Penalties/Yards	4/37	10/89
Fumbles/Lost	0/0	0/0
Possession Time	25:48	34:12

2022 GAME SUMMARIES



3

WEEK 11

Carolina Panthers 3, Baltimore Ravens 13
70,677 M&T Bank Stadium Nov 20, 2022



13

Carolina Panthers	0	0	3	0	—	3
Baltimore Ravens	0	3	0	10	—	13

SCORING DRIVES

TEAM	QTR	TIME	SCORING PLAY	CAR	BAL
Ravens	2	00:00	J.Tucker 32 yd. Field Goal (15-76, 3:38)	0	3
Panthers	3	08:07	E.Pineiro 32 yd. Field Goal (9-40, 3:15)	3	3
Ravens	4	08:27	J.Tucker 37 yd. Field Goal (12-67, 7:00)	3	6
Ravens	4	07:16	L.Jackson 1 yd. run (J.Tucker kick) (2-31, 0:58)	3	13

BALTIMORE RAVENS		DEFENSE	
WR 10	D. Robinson	DT 92	J. Madubuike
WR 13	D. Duvernay	NT 96	B. Washington
LT 79	R. Stanley	DE 93	C. Campbell
LG 72	B. Powers	RUSH 4	J. Pierre-Paul
C 64	T. Linderbaum	MLB 0	R. Smith
RG 70	K. Zeitler	WLB 6	P. Queen
RT 78	M. Moses	SAM 40	M. Harrison
TE 89	M. Andrews	CB 24	M. Peters
QB 8	L. Jackson	SS 36	C. Clark
FB 42	P. Ricard	FS 26	G. Stone
RB 17	K. Drake	CB 44	M. Humphrey

CAROLINA PANTHERS		DEFENSE	
LT 79	I. Ekwonu	DE 97	Y. Gross-Matos
LG 70	B. Christensen	DT 95	D. Brown
C 56	B. Bozeman	DT 93	B. Roy
RG 63	A. Corbett	DE 0	B. Burns
RT 72	T. Moton	SAM 55	C. Littleton
TE 80	I. Thomas	MIKE 7	S. Thompson
WR 2	D. Moore	WILL 49	F. Luvu
WR 5	L. Shenault Jr.	CB 23	C. Henderson
WR 88	T. Marshall Jr.	CB 8	J. Horn
WR 12	S. Smith	S 25	X. Woods
RB 33	D. Foreman	S 21	J. Chinn
QB 6	B. Mayfield		

CAROLINA PANTHERS

PASSING	ATT	CP	YDS	SK/YD	TD	LG	INT	RTG
Baker Mayfield	33	21	196	4/27	0	34	2	54.6
TOTAL	33	21	196	4/27	0	34	2	54.6

RUSHING	ATT	YDS	AVG	LG	TD
D'Onta Foreman	11	24	2.2	10	0
Baker Mayfield	2	12	6.0	8	0
Chuba Hubbard	4	0	0.0	2	0
TOTAL	17	36	2.1	10	0

RECEIVING	NO	YDS	AVG	LG	TD
Shi Smith	4	26	6.5	10	0
Laviska Shenault Jr.	4	7	1.8	5	0
Terrace Marshall Jr.	3	76	25.3	34	0
DJ Moore	3	24	8.0	12	0
Ian Thomas	3	24	8.0	12	0
Chuba Hubbard	2	25	12.5	15	0
Raheim Blackshear	2	14	7.0	10	0
TOTAL	21	196	9.3	34	0

TOP DEFENSE	TOT	SOLO	AST	SCK	YDS	INT
CJ Henderson	10	10	0	0.0	0.0	0
Frankie Luvu	10	6	4	1.0	1.0	0
Jeremy Chinn	9	7	2	0.0	0.0	0

FIELD GOALS	FGM/FGA	PERCENT	RESULTS
Eddy Pineiro	1-1	100.0	32G
TOTAL	1-1	100.0	

BALTIMORE RAVENS

PASSING	ATT	CP	YDS	SK/YD	TD	LG	INT	RTG
Lamar Jackson	33	24	209	3/16	0	31	1	76.5
TOTAL	33	24	209	3/16	0	31	1	76.5

RUSHING	ATT	YDS	AVG	LG	TD
Kenyan Drake	10	46	4.6	29	0
Lamar Jackson	11	31	2.8	10	1
Justice Hill	7	30	4.3	11	0
Devin Duvernay	1	4	4.0	4	0
Patrick Ricard	1	4	4.0	4	0
TOTAL	30	115	3.8	29	1

RECEIVING	NO	YDS	AVG	LG	TD
Demarcus Robinson	9	128	14.2	31	0
Mark Andrews	6	63	10.5	16	0
Justice Hill	3	8	2.7	7	0
Kenyan Drake	2	7	3.5	5	0
Devin Duvernay	1	3	3.0	3	0
Josh Oliver	1	2	2.0	2	0
Isaiah Likely	1	1	1.0	1	0
Mike Davis	1	-3	-3.0	-3	0
TOTAL	24	209	8.7	31	0

TOP DEFENSE	TOT	SOLO	AST	SCK	YDS	INT
Patrick Queen	12	9	3	0.5	4.5	0
Roquan Smith	7	6	1	1.0	1.0	0
Marcus Peters	5	4	1	0.0	0.0	0

FIELD GOALS	FGM/FGA	PERCENT	RESULTS
Justin Tucker	2-2	100.0	32G, 37G
TOTAL	2-2	100.0	

Team Statistics

	Panthers	Ravens
First Downs	13	19
3rd-Down Eff. (Made/Att/Pct)	3/12/25%	6/15/40%
4th-Down Eff. (Made/Att/Pct)	0/1/0%	0/0/0%
Total Net Yards	205	308
Total Plays	54	66
Yards Per Play	3.8	4.7
Rushes/Net Yards	17/36	30/115
Net Passing	169	193
Pass Attempts/Completions	33/21	33/24
Had Intercepted	2	1
Sacked/Yards Lost	4/27	3/16
Punts/Average	6/44.2	7/35.9
Penalties/Yards	9/66	10/93
Fumbles/Lost	2/1	0/0
Possession Time	26:46	33:14

2022 GAME SUMMARIES



10

WEEK 12

Denver Broncos 10, Carolina Panthers 23

70,644 Bank of America Stadium Nov 27, 2022



23

Denver Broncos	0	3	0	7	—	10
Carolina Panthers	7	3	7	6	—	23

SCORING DRIVES

TEAM	QTR	TIME	SCORING PLAY	DEN	CAR
Panthers	1	00:30	D.Moore 5 yd. pass from S.Darnold (E.Pineiro kick) (11-71, 7:00)	0	7
Broncos	2	10:11	B.McManus 27 yd. Field Goal (5-18, 2:35)	3	7
Panthers	2	04:42	E.Pineiro 42 yd. Field Goal (10-51, 5:29)	3	10
Panthers	3	07:21	S.Darnold 2 yd. run (E.Pineiro kick) (10-72, 6:13)	3	17
Panthers	4	13:33	E.Pineiro 26 yd. Field Goal (7-67, 2:19)	3	20
Panthers	4	08:59	E.Pineiro 36 yd. Field Goal (7-17, 4:25)	3	23
Broncos	4	03:19	B.Johnson 1 yd. pass from R.Wilson (B.McManus kick) (14-77, 5:40)	10	23

DENVER BRONCOS

OFFENSE		DEFENSE	
TE	82 E. Saubert	DE	93 D. Jones
WR	9 K. Hinton	DT	97 D. Jones
WR	14 C. Sutton	ILB	47 J. Jewell
WR	12 M. Washington	ILB	49 A. Singleton
QB	3 R. Wilson		
RB	28 I. Murray		

CAROLINA PANTHERS

OFFENSE		DEFENSE	
LT	79 I. Ekwonu	DE	97 Y. Gross-Matos
LG	70 B. Christensen	DT	95 D. Brown
C	56 B. Bozeman	DT	93 B. Roy
RG	63 A. Corbett	DE	0 B. Burns
RT	72 T. Moton	MIKE	7 S. Thompson
TE	80 I. Thomas	WILL	49 F. Luvu
WR	2 D. Moore	CB	23 C. Henderson
WR	88 T. Marshall Jr.	CB	8 J. Horn
RB	33 D. Foreman	CB	42 S. Franklin Jr.
FB	66 C. Mays	S	25 X. Woods
QB	14 S. Darnold	S	21 J. Chinn

DENVER BRONCOS

PASSING	ATT	CP	YDS	SK/YD	TD	LG	INT	RTG
Russell Wilson	35	19	142	3/17	1	22	0	73.7
TOTAL	35	19	142	3/17	1	22	0	73.7

RUSHING	ATT	YDS	AVG	LG	TD
Lataavius Murray	13	92	7.1	52	0
Mendall Hinton	1	13	13.0	13	0
Russell Wilson	2	8	4.0	6	0
Marlon Mack	2	7	3.5	7	0
Montrell Washington	1	1	1.0	1	0
TOTAL	19	121	6.4	52	0

RECEIVING	NO	YDS	AVG	LG	TD
Courtland Sutton	6	75	12.5	22	0
Mendall Hinton	5	35	7.0	14	0
Greg Dulcich	2	11	5.5	9	0
Brandon Johnson	2	10	5.0	9	1
Lataavius Murray	1	6	6.0	6	0
Marlon Mack	1	5	5.0	5	0
Devine Ozigbo	1	3	3.0	3	0
Montrell Washington	1	-3	-3.0	-3	0
TOTAL	19	142	7.5	22	1

TOP DEFENSE	TOT	SOLO	AST	SCK	YDS	INT
Justin Simmons	9	4	5	0.0	0.0	0
Josey Jewell	8	7	1	0.0	0.0	0
Alex Singleton	7	4	3	0.0	0.0	0

FIELD GOALS	FGM/FGA	PERCENT	RESULTS
Brandon McManus	1-2	50.0	27G, 56WL
TOTAL	1-2	50.0	

CAROLINA PANTHERS

PASSING	ATT	CP	YDS	SK/YD	TD	LG	INT	RTG
Sam Darnold	19	11	164	0/0	1	52	0	103.8
TOTAL	19	11	164	0/0	1	52	0	103.8

RUSHING	ATT	YDS	AVG	LG	TD
D'Onta Foreman	24	113	4.7	18	0
Chuba Hubbard	17	65	3.8	12	0
Sam Darnold	3	3	1.0	2t	1
Sean Chandler	1	2	2.0	2	0
Laviska Shenault Jr.	1	2	2.0	2	0
TOTAL	46	185	4.0	18	1

RECEIVING	NO	YDS	AVG	LG	TD
DJ Moore	4	103	25.8	52	1
Ian Thomas	2	21	10.5	15	0
Laviska Shenault Jr.	2	19	9.5	14	0
Raheem Blackshear	1	11	11.0	11	0
Terrace Marshall Jr.	1	8	8.0	8	0
Tommy Tremble	1	2	2.0	2	0
TOTAL	11	164	14.9	52	1

TOP DEFENSE	TOT	SOLO	AST	SCK	YDS	INT
Frankie Luvu	8	7	1	0.0	0.0	0
Shaq Thompson	6	5	1	0.0	0.0	0
Jaycee Horn	6	4	2	0.0	0.0	0

FIELD GOALS	FGM/FGA	PERCENT	RESULTS
Eddy Pineiro	3-3	100.0	42G, 26G, 36G
TOTAL	3-3	100.0	

Team Statistics

First Downs	14	19
3rd-Down Eff. (Made/Att/Pct)	4/14/29%	2/12/17%
4th-Down Eff. (Made/Att/Pct)	0/1/0%	2/2/100%
Total Net Yards	246	349
Total Plays	57	65
Yards Per Play	4.3	5.4
Rushes/Net Yards	19/121	46/185
Net Passing	125	164
Pass Attempts/Completions	35/19	19/11
Had Intercepted	0	0
Sacked/Yards Lost	3/17	0/0
Punts/Average	7/52.4	5/51.0
Penalties/Yards	4/44	4/34
Fumbles/Lost	2/2	2/1
Possession Time	22:57	37:03

Broncos Panthers

2022 GAME SUMMARIES



Carolina Panthers

WEEK 14
Carolina Panthers 30, Seattle Seahawks 24
 68,672 **Lumen Field** **Dec 11, 2022**



Seattle Seahawks **10** **10** **0** **10** — **30**
 **0** **14** **3** **7** — **24**

SCORING DRIVES

TEAM	QTR	TIME	SCORING PLAY	CAR	SEA
Panthers	1	07:05	E.Pineiro 47 yd. Field Goal (13-43, 7:55)	3	0
Panthers	1	06:44	S.Smith 13 yd. pass from S.Darnold (E.Pineiro kick) (1-13, 0:05)	10	0
Panthers	2	12:35	C.Hubbard 2 yd. run (E.Pineiro kick) (12-74, 6:52)	17	0
Seahawks	2	09:26	T.Lockett 4 yd. pass from G.Smith (J.Myers kick) (7-67, 3:09)	17	7
Panthers	2	02:09	E.Pineiro 32 yd. Field Goal (8-25, 4:09)	20	7
Seahawks	2	00:16	D.Metcalf 12 yd. pass from G.Smith (J.Myers kick) (9-46, 1:53)	20	14
Seahawks	3	10:00	J.Myers 27 yd. Field Goal (9-51, 5:00)	20	17
Panthers	4	06:57	R.Blackshear 8 yd. run (E.Pineiro kick) (10-74, 5:26)	27	17
Panthers	4	01:56	E.Pineiro 39 yd. Field Goal (9-44, 4:21)	30	17
Seahawks	4	00:16	M.Goodwin 24 yd. pass from G.Smith (J.Myers kick) (6-75, 1:40)	30	24

SEATTLE SEAHAWKS

OFFENSE		DEFENSE	
WR 14	D. Metcalf	OLB 10	U. Nwosu
LT 67	C. Cross	DE 77	Q. Jefferson
LG 68	D. Lewis	NT 99	A. Woods
C 63	A. Blythe	DE 97	P. Ford
RG 66	G. Jackson	OLB 51	B. Irvin
RT 72	A. Lucas	ILB 56	J. Brooks
TE 89	W. Dissly	ILB 57	C. Barton
TE 87	N. Fant	LCB 30	M. Jackson
WR 16	T. Lockett	RCB 27	R. Woolen
QB 7	G. Smith	SS 26	R. Neal
RB 25	T. Homer	FS 6	O. Diggs

CAROLINA PANTHERS

OFFENSE		DEFENSE	
LT 79	I. Ekwonu	DE 97	Y. Gross-Matos
LG 70	B. Christensen	DT 95	D. Brown
C 56	B. Bozeman	DT 99	M. Ioannidis
RG 63	A. Corbett	DE 0	B. Burns
RT 72	T. Moton	SAM 40	B. Smith
TE 80	I. Thomas	MIKE 7	S. Thompson
WR 2	D. Moore	WILL 49	F. Luvu
WR 88	T. Marshall Jr.	CB 23	C. Henderson
RB 33	D. Foreman	CB 8	J. Horn
FB 66	C. Mays	S 38	M. Hartsfield
QB 14	S. Darnold	S 21	J. Chinn

CAROLINA PANTHERS

PASSING	ATT	CP	YDS	SK/YD	TD	LG	INT	RTG
Sam Darnold	24	14	120	2/15	1	18	0	85.4
TOTAL	24	14	120	2/15	1	18	0	85.4

RUSHING	ATT	YDS	AVG	LG	TD
D'Onta Foreman	21	74	3.5	11	0
Chuba Hubbard	14	74	5.3	12	1
Raheem Blackshear	4	32	8.0	16	1
Sam Darnold	4	30	7.5	26	0
Laviska Shenault Jr.	1	7	7.0	7	0
DJ Moore	2	6	3.0	5	0
TOTAL	46	223	4.8	26	2

RECEIVING	NO	YDS	AVG	LG	TD
Laviska Shenault Jr.	4	31	7.8	11	0
Chuba Hubbard	3	25	8.3	17	0
Shi Smith	2	17	8.5	13t	1
Ian Thomas	2	11	5.5	8	0
Terrace Marshall Jr.	1	18	18.0	18	0
Raheem Blackshear	1	17	17.0	17	0
D'Onta Foreman	1	1	1.0	1	0
TOTAL	14	120	8.6	18	1

TOP DEFENSE	TOT	SOLO	AST	SCK	YDS	INT
Shaq Thompson	9	6	3	0.5	3.0	0
Jaycee Horn	6	5	1	0.0	0.0	1
Jeremy Chinn	5	3	2	0.0	0.0	0

FIELD GOALS	FGM/FGA	PERCENT	RESULTS
Eddy Pineiro	3-3	100.0	47G, 32G, 39G
TOTAL	3-3	100.0	

SEATTLE SEAHAWKS

PASSING	ATT	CP	YDS	SK/YD	TD	LG	INT	RTG
Geno Smith	36	21	264	3/23	3	38	2	85.9
TOTAL	36	21	264	3/23	3	38	2	85.9

RUSHING	ATT	YDS	AVG	LG	TD
Travis Homer	9	26	2.9	16	0
Geno Smith	3	20	6.7	13	0
Tony Jones Jr.	1	2	2.0	2	0
Marquise Goodwin	1	-2	-2.0	-2	0
TOTAL	14	46	3.3	16	0

RECEIVING	NO	YDS	AVG	LG	TD
Marquise Goodwin	5	95	19.0	38	1
DK Metcalf	5	71	14.2	25	1
Tyler Lockett	5	60	12.0	23	1
Will Dissly	2	20	10.0	12	0
Travis Homer	2	8	4.0	6	0
Colby Parkinson	1	10	10.0	10	0
Tony Jones Jr.	1	0	0.0	0	0
TOTAL	21	264	12.6	38	3

TOP DEFENSE	TOT	SOLO	AST	SCK	YDS	INT
Cody Barton	14	6	8	0.0	0.0	0
Ryan Neal	11	6	5	0.0	0.0	0
Jordyn Brooks	10	5	5	0.0	0.0	0

FIELD GOALS	FGM/FGA	PERCENT	RESULTS
Jason Myers	1-1	100.0	27G
TOTAL	1-1	100.0	

Team Statistics

	Panthers	Seahawks
First Downs	24	16
3rd-Down Eff. (Made/Att/Pct)	6/13/46%	6/13/46%
4th-Down Eff. (Made/Att/Pct)	1/2/50%	1/1/100%
Total Net Yards	328	287
Total Plays	72	53
Yards Per Play	4.6	5.4
Rushes/Net Yards	46/223	14/46
Net Passing	105	241
Pass Attempts/Completions	24/14	36/21
Had Intercepted	0	2
Sacked/Yards Lost	2/15	3/23
Punts/Average	2/53.5	4/44.3
Penalties/Yards	6/29	3/35
Fumbles/Lost	1/0	0/0
Possession Time	39:16	20:44

2022 GAME SUMMARIES



WEEK 15

Pittsburgh Steelers 24, Carolina Panthers 16

73,548 Bank of America Stadium Dec 18, 2022



Pittsburgh Steelers	7	7	7	3	—	24
Carolina Panthers	0	7	0	9	—	16

SCORING DRIVES

TEAM	QTR	TIME	SCORING PLAY	PIT	CAR
Steelers	1	05:48	N.Harris 7 yd. run (C.Boswell kick) (12-67, 7:06)	7	0
Panthers	2	14:12	D.Moore 5 yd. pass from S.Darnold (E.Pineiro kick) (11-85, 6:36)	7	7
Steelers	2	08:20	J.Warren 2 yd. run (C.Boswell kick) (10-75, 5:52)	14	7
Steelers	3	03:17	M.Trubisky 1 yd. run (C.Boswell kick) (21-91, 11:43)	21	7
Panthers	4	11:52	E.Pineiro 29 yd. Field Goal (11-64, 6:25)	21	10
Panthers	4	06:15	E.Pineiro 32 yd. Field Goal (7-59, 4:06)	21	13
Steelers	4	01:04	C.Boswell 50 yd. Field Goal (13-43, 5:11)	24	13
Panthers	4	00:19	E.Pineiro 52 yd. Field Goal (5-29, 0:45)	24	16

PITTSBURGH STEELERS

OFFENSE		DEFENSE	
WR 14	G. Pickens	DT 57	C. Heyward
LT 65	D. Moore Jr.	NT 57	M. Adams Sr.
LG 69	K. Dotson	DL 99	L. Ogunjobi
C 61	M. Cole	LOLB 90	T. Watt
RG 78	J. Daniels	LILB 55	D. Bush
RT 76	C. Okorofor	RILB 41	R. Spillane
TE 81	Z. Gentry	ROLB 56	A. Highsmith
RB 22	N. Harris	LCB 29	L. Wallace
QB 10	M. Trubisky	FS 39	M. Fitzpatrick
WR 89	G. Olszewski	SS 34	T. Edmunds
WR 18	D. Johnson	RCB 20	C. Sutton

CAROLINA PANTHERS

OFFENSE		DEFENSE	
LT 79	I. Ekwonu	DE 97	Y. Gross-Matos
LG 70	B. Christensen	DT 95	D. Brown
C 56	B. Bozeman	DT 99	M. Ioannidis
RG 63	A. Corbett	DE 0	B. Burns
RT 72	T. Moton	SAM 7	S. Thompson
TE 80	I. Thomas	WLL 49	F. Luvu
TE 82	T. Tremble	CB 23	C. Henderson
WR 2	D. Moore	CB 8	J. Horn
WR 88	T. Marshall Jr.	CB 38	M. Hartsfield
RB 33	D. Foreman	S 25	X. Woods
QB 14	S. Darnold	S 21	J. Chinn

PITTSBURGH STEELERS

PASSING	ATT	CP	YDS	SK/YD	TD	LG	INT	RTG
Mitch Trubisky	22	17	179	1/10	0	38	0	100.4
TOTAL	22	17	179	1/10	0	38	0	100.4

RUSHING	ATT	YDS	AVG	LG	TD
Najee Harris	24	86	3.6	10	1
Jaylen Warren	11	38	3.5	9	1
Steven Sims	2	19	9.5	22	0
Mitch Trubisky	6	9	1.5	4	1
Diontae Johnson	1	2	2.0	2	0
Derek Watt	1	2	2.0	2	0
TOTAL	45	156	3.5	22	3

RECEIVING	NO	YDS	AVG	LG	TD
Diontae Johnson	10	98	9.8	19	0
George Pickens	2	53	26.5	38	0
Jaylen Warren	1	11	11.0	11	0
Steven Sims	1	10	10.0	10	0
Zach Gentry	1	4	4.0	4	0
Gunner Olszewski	1	3	3.0	3	0
Miles Boykin	1	0	0.0	0	0
TOTAL	17	179	10.5	38	0

TOP DEFENSE	TOT	SOLO	AST	SCK	YDS	INT
Robert Spillane	7	6	1	0.0	0.0	0
Larry Ogunjobi	5	3	2	0.0	0.0	0
Terrell Edmunds	4	4	0	0.0	0.0	0

FIELD GOALS	FGM/FGA	PERCENT	RESULTS
Chris Boswell	1-1	100.0	50G
TOTAL	1-1	100.0	

CAROLINA PANTHERS

PASSING	ATT	CP	YDS	SK/YD	TD	LG	INT	RTG
Sam Darnold	23	14	225	4/37	1	45	0	108.1
TOTAL	23	14	225	4/37	1	45	0	108.1

RUSHING	ATT	YDS	AVG	LG	TD
Chuba Hubbard	4	10	2.5	3	0
D'Onta Foreman	10	9	0.9	5	0
Sam Darnold	2	2	1.0	3	0
TOTAL	16	21	1.3	5	0

RECEIVING	NO	YDS	AVG	LG	TD
DJ Moore	5	73	14.6	26	1
Chuba Hubbard	3	57	19.0	45	0
Terrace Marshall Jr.	3	51	17.0	40	0
Tommy Tremble	2	20	10.0	17	0
Shi Smith	1	24	24.0	24	0
TOTAL	14	225	16.1	45	1

TOP DEFENSE	TOT	SOLO	AST	SCK	YDS	INT
Jeremy Chinn	14	11	3	0.0	0.0	0
Shaq Thompson	12	7	5	0.0	0.0	0
Frankie Luvu	9	3	6	1.0	10.0	0

FIELD GOALS	FGM/FGA	PERCENT	RESULTS
Eddy Pineiro	3-3	100.0	29G, 32G, 52G
TOTAL	3-3	100.0	

Team Statistics

	Steelers	Panthers
First Downs	22	12
3rd-Down Eff. (Made/Att/Pct)	12/16/75%	4/11/36%
4th-Down Eff. (Made/Att/Pct)	0/0/0%	0/0/0%
Total Net Yards	325	209
Total Plays	68	43
Yards Per Play	4.8	4.9
Rushes/Net Yards	45/156	16/21
Net Passing	169	188
Pass Attempts/Completions	22/17	23/14
Had Intercepted	0	0
Sacked/Yards Lost	1/10	4/37
Punts/Average	3/45.3	4/48.5
Penalties/Yards	7/81	5/40
Fumbles/Lost	0/0	1/0
Possession Time	36:11	23:49

2022 GAME SUMMARIES



WEEK 16

Detroit Lions 23, Carolina Panthers 37

69,173 Bank of America Stadium Dec 24, 2022



Detroit Lions	7	0	6	10	—	23
Carolina Panthers	7	17	7	6	—	37

SCORING DRIVES

TEAM	QTR	TIME	SCORING PLAY	DET	CAR
Panthers	1	11:57	R.Blackshear 7 yd. run (E.Pineiro kick) (5-78, 3:03)	0	7
Lions	1	08:38	S.Zylstra 3 yd. pass from J.Goff (M.Badgley kick) (8-60, 3:19)	7	7
Panthers	2	09:35	S.Darnold 3 yd. run (E.Pineiro kick) (8-91, 4:42)	7	14
Panthers	2	02:08	D.Foreman 4 yd. run (E.Pineiro kick) (11-92, 6:26)	7	21
Panthers	2	00:00	E.Pineiro 37 yd. Field Goal (7-68, 0:59)	7	24
Panthers	3	09:12	D.Moore 5 yd. pass from S.Darnold (E.Pineiro kick) (7-74, 3:34)	7	31
Lions	3	03:09	S.Zylstra 7 yd. pass from J.Goff (run failed) (7-80, 3:12)	13	31
Panthers	4	13:13	E.Pineiro 40 yd. Field Goal (10-47, 4:56)	13	34
Lions	4	03:46	S.Zylstra 1 yd. pass from J.Goff (M.Badgley kick) (8-87, 1:50)	20	34
Panthers	4	01:56	E.Pineiro 36 yd. Field Goal (6-32, 1:50)	20	37
Lions	4	00:36	M.Badgley 34 yd. Field Goal (8-62, 1:20)	23	37

DETROIT LIONS

PASSING	ATT	CP	YDS	SK/YD	TD	LG	INT	RTG
Jared Goff	42	25	355	2/19	3	56	0	110.7
TOTAL	42	25	355	2/19	3	56	0	110.7

RUSHING	ATT	YDS	AVG	LG	TD
Jared Goff	3	15	5.0	14	0
D'Andre Swift	4	12	3.0	4	0
Jamaal Williams	7	11	1.6	4	0
Kalif Raymond	1	8	8.0	8	0
Amon-Ra St. Brown	1	0	0.0	0	0
Justin Jackson	1	-1	-1.0	-1	0
TOTAL	17	45	2.6	14	0

RECEIVING	NO	YDS	AVG	LG	TD
Amon-Ra St. Brown	7	76	10.9	19	0
Shane Zylstra	5	26	5.2	10	3
DJ Chark	4	108	27.0	51	0
James Mitchell	2	31	15.5	22	0
Josh Reynolds	2	31	15.5	26	0
Jamaal Williams	2	3	1.5	3	0
Kalif Raymond	1	56	56.0	56	0
D'Andre Swift	1	13	13.0	13	0
Brock Wright	1	11	11.0	11	0
TOTAL	25	355	14.2	56	3

TOP DEFENSE	TOT	SOLO	AST	SCK	YDS	INT
Ifeatu Melifonwu	8	6	2	0.0	0.0	0
Kerby Joseph	7	4	3	0.0	0.0	0
Jeff Okudah	6	4	2	0.0	0.0	0

FIELD GOALS	FGM/FGA	PERCENT	RESULTS
Michael Badgley	1-1	100.0	34G
TOTAL	1-1	100.0	

Team Statistics

	Lions	Panthers
First Downs	22	30
3rd-Down Eff. (Made/Att/Pct)	4/12/33%	3/9/33%
4th-Down Eff. (Made/Att/Pct)	2/3/67%	1/1/100%
Total Net Yards	381	570
Total Plays	61	65
Yards Per Play	6.2	8.8
Rushes/Net Yards	17/45	43/320
Net Passing	336	250
Pass Attempts/Completions	42/25	22/15
Had Intercepted	0	0
Sacked/Yards Lost	2/19	0/0
Punts/Average	4/51.5	3/39.0
Penalties/Yards	4/30	10/74
Fumbles/Lost	1/1	1/0
Possession Time	24:47	35:13

DETROIT LIONS

OFFENSE	DEFENSE
WR 4 D. Chark	DL 57 A. Hutchinson
WR 14 A. St. Brown	DL 96 I. Buggs
WR 8 J. Reynolds	DL 54 A. McNeill
LT 68 T. Decker	DL 79 J. Cominsky
LG 73 J. Jackson	LB 44 M. Rodriguez
C 77 F. Ragnow	LB 34 A. Anzalone
RG 63 E. Brown	CB 39 J. Jacobs
RT 58 P. Sewell	CB 1 J. Okudah
TE 89 B. Wright	CB 25 W. Harris
QB 16 J. Goff	S 31 K. Joseph
RB 32 D. Swift	S 6 I. Melifonwu

CAROLINA PANTHERS

OFFENSE	DEFENSE
LT 79 I. Ekwonu	DE 97 Y. Cross-Matos
LG 70 B. Christensen	DT 95 D. Brown
C 56 B. Bozeman	DT 99 M. Ioannidis
RG 63 A. Corbett	DE 0 B. Burns
RT 72 T. Moton	MIKE 7 S. Thompson
TE 80 I. Thomas	WLL 49 F. Luvu
WR 2 D. Moore	CB 23 C. Henderson
WR 88 T. Marshall Jr.	CB 8 J. Horn
WR 5 L. Shenault Jr.	CB 38 M. Hartsfield
RB 30 C. Hubbard	S 25 X. Woods
QB 14 S. Darnold	S 21 J. Chinn

CAROLINA PANTHERS

PASSING	ATT	CP	YDS	SK/YD	TD	LG	INT	RTG
Sam Darnold	22	15	250	0/0	1	47	0	121.4
TOTAL	22	15	250	0/0	1	47	0	121.4

RUSHING	ATT	YDS	AVG	LG	TD
D'Onta Foreman	21	165	7.9	38	1
Chuba Hubbard	12	125	10.4	35	0
Sam Darnold	6	19	3.2	13	1
DJ Moore	1	8	8.0	8	0
Raheem Blackshear	3	3	1.0	7	1
TOTAL	43	320	7.4	38	3

RECEIVING	NO	YDS	AVG	LG	TD
DJ Moore	5	83	16.6	47	1
Laviska Stenaut Jr.	3	53	17.7	43	0
Terrace Marshall Jr.	2	55	27.5	36	0
Tommy Tremble	2	18	9.0	18	0
Shi Smith	1	17	17.0	17	0
Raheem Blackshear	1	12	12.0	12	0
Ian Thomas	1	12	12.0	12	0
TOTAL	15	250	16.7	47	1

TOP DEFENSE	TOT	SOLO	AST	SCK	YDS	INT
Jeremy Chinn	6	5	1	0.0	0.0	0
Jaycee Horn	6	5	1	0.0	0.0	0
Shaq Thompson	6	5	1	0.0	0.0	0

FIELD GOALS	FGM/FGA	PERCENT	RESULTS
Eddy Pineiro	3-3	100.0	37G, 40G, 36G
TOTAL	3-3	100.0	

2022 GAME SUMMARIES



24

WEEK 17

Carolina Panthers 24, Tampa Bay Buccaneers 30
69,298 Raymond James Stadium Jan 1, 2023



30

Carolina Panthers	7	7	0	10	—	24
Tampa Bay Buccaneers	0	10	0	20	—	30

SCORING DRIVES

TEAM	QTR	TIME	SCORING PLAY	CAR	TB
Panthers	1	11:39	T.Tremble 17 yd. pass from S.Darnold (E.Pineiro kick) (6-75, 3:21)	7	0
Panthers	2	07:51	D.Moore 24 yd. pass from S.Darnold (E.Pineiro kick) (8-57, 4:09)	14	0
Buccaneers	2	02:10	M.Evans 63 yd. pass from T.Brady (R.Succop kick) (4-80, 0:52)	14	7
Buccaneers	2	01:09	R.Succop 22 yd. Field Goal (4-9, 0:48)	14	10
Panthers	4	14:50	S.Smith 19 yd. pass from S.Darnold (E.Pineiro kick) (7-91, 3:47)	21	10
Buccaneers	4	13:49	M.Evans 57 yd. pass from T.Brady (pass failed) (3-75, 1:01)	21	16
Buccaneers	4	06:47	M.Evans 30 yd. pass from T.Brady (T.Brady-C.Godwin pass) (8-92, 3:06)	21	24
Buccaneers	4	01:47	T.Brady 1 yd. run (kick failed, wr) (2-6, 0:26)	21	30
Panthers	4	00:59	E.Pineiro 49 yd. Field Goal (8-44, 0:59)	24	30

TAMPA BAY BUCCANEERS

OFFENSE		DEFENSE	
WR 13	M. Evans	OLB 98	A. Nelson
WR 6	J. Jones	OLB 9	J. Tryon-Shoyinka
TE 41	K. Kieft	DL 92	W. Gholston
TE 88	C. Otton	DL 96	A. Hicks
QB 12	T. Brady	NT 50	V. Vea
RB 1	R. White	CB 35	J. Dean
		CB 23	S. Murphy-Bunting
		S 32	M. Edwards
		S 31	A. Winfield Jr.

CAROLINA PANTHERS

OFFENSE		DEFENSE	
LT 79	I. Ekwonu	DE 97	Y. Gross-Matos
LG 70	B. Christensen	DT 95	D. Brown
C 56	B. Bozeman	DT 99	M. Ioannidis
RG 63	A. Corbett	DE 0	B. Burns
RT 72	T. Moton	MIKE 7	S. Thompson
TE 80	I. Thomas	WILL 49	F. Luvu
WR 2	D. Moore	CB 23	C. Henderson
WR 12	S. Smith	CB 28	K. Taylor Jr.
WR 5	L. Shenault Jr.	S 25	X. Woods
RB 33	D. Foreman	S 21	J. Chinn
QB 14	S. Darnold		

CAROLINA PANTHERS

PASSING	ATT	CP	YDS	SK/YD	TD	LG	INT	RTG
Sam Darnold	37	23	341	2/15	3	47	1	108.1
TOTAL	37	23	341	2/15	3	47	1	108.1

RUSHING	ATT	YDS	AVG	LG	TD
D'Onta Foreman	13	35	2.7	7	0
Sam Darnold	5	20	4.0	11	0
Chuba Hubbard	3	12	4.0	7	0
Laviska Shenault Jr.	1	7	7.0	7	0
TOTAL	22	74	3.4	11	0

RECEIVING	NO	YDS	AVG	LG	TD
DJ Moore	6	117	19.5	47	1
Shi Smith	4	70	17.5	38	1
Chuba Hubbard	3	53	17.7	24	0
Tommy Tremble	3	33	11.0	17t	1
Terrace Marshall Jr.	2	15	7.5	14	0
Laviska Shenault Jr.	2	13	6.5	7	0
Giovanni Ricci	1	32	32.0	32	0
Ian Thomas	1	9	9.0	9	0
Raheem Blackshear	1	-1	-1.0	-1	0
TOTAL	23	341	14.8	47	3

TOP DEFENSE	TOT	SOLO	AST	SCK	YDS	INT
Frankie Luvu	13	10	3	1.0	7.0	0
Jeremy Chinn	12	8	4	0.0	0.0	0
Shaq Thompson	12	5	7	0.0	0.0	0

FIELD GOALS	FGM/FGA	PERCENT	RESULTS
Eddy Pineiro	1-1	100.0	49G
TOTAL	1-1	100.0	

TAMPA BAY BUCCANEERS

PASSING	ATT	CP	YDS	SK/YD	TD	LG	INT	RTG
Tom Brady	45	34	432	3/21	3	63t	0	127.3
TOTAL	45	34	432	3/21	3	63T	0	127.3

RUSHING	ATT	YDS	AVG	LG	TD
Leonard Fournette	11	28	2.8	7	0
Rachaad White	10	22	2.0	7	0
Julio Jones	1	13	13.0	13	0
Tom Brady	3	4	1.3	2	1
TOTAL	25	67	2.7	13	1

RECEIVING	NO	YDS	AVG	LG	TD
Mike Evans	10	207	20.7	63t	3
Chris Godwin	9	120	13.3	24	0
Rachaad White	5	26	5.2	11	0
Leonard Fournette	4	19	4.8	11	0
Russell Gage Jr.	3	33	11.0	21	0
Cade Otton	2	17	8.5	12	0
Julio Jones	1	10	10.0	10	0
TOTAL	34	432	12.7	63T	3

TOP DEFENSE	TOT	SOLO	AST	SCK	YDS	INT
Lavonte David	8	6	2	0.0	0.0	0
Joe Tryon-Shoyinka	7	7	0	0.0	0.0	0
Devin White	7	4	3	0.0	0.0	0

FIELD GOALS	FGM/FGA	PERCENT	RESULTS
Ryan Succop	1-3	33.3	53SH, 22G, 26B
TOTAL	1-3	33.0	

Team Statistics

	Panthers	Buccaneers
First Downs	22	25
3rd-Down Eff. (Made/Att/Pct)	4/11/36%	4/15/27%
4th-Down Eff. (Made/Att/Pct)	1/2/50%	2/2/100%
Total Net Yards	400	478
Total Plays	61	73
Yards Per Play	6.6	6.5
Rushes/Net Yards	22/74	25/67
Net Passing	326	411
Pass Attempts/Completions	37/23	45/34
Had Intercepted	1	0
Sacked/Yards Lost	2/15	3/21
Punts/Average	5/50.2	5/45.4
Penalties/Yards	8/58	8/51
Fumbles/Lost	6/2	1/1
Possession Time	26:50	33:10

2022 GAME SUMMARIES



10



7

WEEK 18

Carolina Panthers 10, New Orleans Saints 7
70,118 🏹 Caesars Superdome 🏹 Jan 8, 2023

Carolina Panthers	0	0	7	3	—	10
New Orleans Saints	7	0	0	0	—	7

SCORING DRIVES

TEAM	QTR	TIME	SCORING PLAY	CAR	NO
Saints	1	11:01	C.Olave 25 yd. pass from A.Dalton (W.Lutz kick) (8-75, 3:59)	0	7
Panthers	3	06:45	M.Jordan fumble recovery in end zone (E.Pineiro kick) (14-82, 8:15)	7	7
Panthers	4	00:00	E.Pineiro 42 yd. Field Goal (6-31, 1:20)	10	7

NEW ORLEANS SAINTS

OFFENSE		DEFENSE	
WR	89 R. Shaheed	DT	93 D. Onyemata
WR	10 T. Smith	DT	99 S. Tuffile
C	78 E. McCoy	S	32 T. Mathieu
TE	83 J. Johnson	S	25 D. Sorensen
TE	82 A. Trautman		
QB	14 A. Dalton		
RB	41 A. Kamara		

CAROLINA PANTHERS

OFFENSE		DEFENSE	
LT	79 I. Ekwonu	DE	97 Y. Gross-Matos
LG	70 B. Christensen	DT	95 D. Brown
C	56 B. Bozeman	DT	93 B. Roy
RG	63 A. Corbett	DE	98 M. Haynes Sr.
RT	72 T. Moton	SAM	49 F. Luvu
TE	80 I. Thomas	MIKE	7 S. Thompson
WR	2 D. Moore	WILL	55 C. Littleton
WR	88 T. Marshall Jr.	CB	23 C. Henderson
WR	5 L. Shenault Jr.	CB	6 J. Norman
RB	33 D. Foreman	S	25 X. Woods
QB	14 S. Darnold	S	21 J. Chinn

CAROLINA PANTHERS

PASSING	ATT	CP	YDS	SK/YD	TD	LG	INT	RTG
Sam Darnold	15	5	43	2/11	0	21	2	2.8
TOTAL	15	5	43	2/11	0	21	2	2.8

RUSHING	ATT	YDS	AVG	LG	TD
Chuba Hubbard	21	69	3.3	8	0
D'Onta Foreman	12	68	5.7	21	0
Sam Darnold	6	32	5.3	13	0
Raheem Blackshear	1	1	1.0	1	0
Laviska Shenault Jr.	1	1	1.0	1	0
TOTAL	41	171	4.2	21	0

RECEIVING	NO	YDS	AVG	LG	TD
Terrace Marshall Jr.	2	23	11.5	21	0
DJ Moore	1	10	10.0	10	0
Laviska Shenault Jr.	1	8	8.0	8	0
Tommy Tremble	1	2	2.0	2	0
TOTAL	5	43	8.6	21	0

TOP DEFENSE	TOT	SOLO	AST	SCK	YDS	INT
Josh Norman	8	6	2	0.0	0.0	0
Shaq Thompson	7	3	4	0.0	0.0	0
Derrick Brown	7	2	5	0.0	0.0	0

FIELD GOALS	FGM/FGA	PERCENT	RESULTS
Eddy Pineiro	1-1	100.0	42G
TOTAL	1-1	100.0	

NEW ORLEANS SAINTS

PASSING	ATT	CP	YDS	SK/YD	TD	LG	INT	RTG
Andy Dalton	25	15	171	1/10	1	25t	0	93.9
TOTAL	25	15	171	1/10	1	25t	0	93.9

RUSHING	ATT	YDS	AVG	LG	TD
Alvin Kamara	23	107	4.7	22	0
Taysom Hill	5	24	4.8	10	0
Rashid Shaheed	1	7	7.0	7	0
Eno Benjamin	2	3	1.5	2	0
Andy Dalton	1	2	2.0	2	0
TOTAL	32	143	4.5	22	0

RECEIVING	NO	YDS	AVG	LG	TD
Chris Olave	5	60	12.0	25t	1
Rashid Shaheed	3	34	11.3	18	0
David Johnson	2	28	14.0	21	0
Juwan Johnson	1	21	21.0	21	0
Adam Trautman	1	18	18.0	18	0
Tre'Quan Smith	1	6	6.0	6	0
Alvin Kamara	1	3	3.0	3	0
Taysom Hill	1	1	1.0	1	0
TOTAL	15	171	11.4	25t	1

TOP DEFENSE	TOT	SOLO	AST	SCK	YDS	INT
Marshon Lattimore	8	4	4	0.0	0.0	0
Tyrann Mathieu	8	4	4	0.0	0.0	1
Demario Davis	8	3	5	0.0	0.0	0

FIELD GOALS	FGM/FGA	PERCENT	RESULTS
Wil Lutz	0-2	0.0	44WL, 55B
TOTAL	0-2	0.0	

Team Statistics

	Panthers	Saints
First Downs	14	16
3rd-Down Eff. (Made/Att/Pct)	8/14/57%	4/13/31%
4th-Down Eff. (Made/Att/Pct)	0/0/0%	0/1/0%
Total Net Yards	203	304
Total Plays	58	58
Yards Per Play	3.5	5.2
Rushes/Net Yards	41/171	32/143
Net Passing	32	161
Pass Attempts/Completions	15/5	25/15
Had Intercepted	2	0
Sacked/Yards Lost	2/11	1/10
Punts/Average	6/46.8	5/44.8
Penalties/Yards	2/20	2/15
Fumbles/Lost	3/0	1/1
Possession Time	30:55	29:05

2022 ROSTER TRANSACTIONS

DATE	POS.	NAME	TRANSACTION	DATE	POS.	NAME	TRANSACTION
2-Jan	CB	Jaycee Horn	Placed on injured reserve	22-Sep	RB	Raheem Blackshear	Signed
31-Dec	WR	Andre Roberts	Activated from injured reserve	21-Sep	DL	Frank Herron	Signed to practice squad
26-Dec	CB	Josh Norman	Signed to practice squad	20-Sep	DT	Bravion Roy	Placed on injured reserve
23-Dec	CB	Justin Layne	Placed on reserve/did not report	13-Sep	TE	Josh Babicz	Signed to practice squad
21-Dec	CB	Justin Layne	Claimed off waivers	13-Sep	K	Taylor Bertolet	Released from practice squad
20-Dec	WR	Andre Roberts	Designated to return from IR	9-Sep	K	Taylor Bertolet	Signed to practice squad
20-Dec	CB	Tae Hayes	Released from practice squad	9-Sep	TE	Josh Babicz	Released from practice squad
17-Dec	LB	Brandon Smith	Placed on injured reserve	6-Sep	DT	Daviyon Nixon	Signed to practice squad
13-Dec	DT	Daviyon Nixon	Waived	6-Sep	DE	Drew Jordan	Released from practice squad
13-Dec	CB	Tae Hayes	Signed to practice squad	5-Sep	S	Marquise Blair	Practice squad
13-Dec	RB	Mate McCrary	Released from practice squad	5-Sep	DT	Daviyon Nixon	Waived
10-Dec	DE	Henry Anderson	Activated off reserve/non-football illness list	5-Sep	DE	Henry Anderson	Signed
				5-Sep	DE	Ra'Shaun Henry	Released from practice squad
10-Dec	CB	Tae Hayes	Waived	5-Sep	WR	Preston Williams	Practice squad
6-Dec	CB	T.J. Carrie	Signed to active roster	2-Sep	S	Kenny Robinson	Released from practice squad
5-Dec	QB	Baker Mayfield	Waived	1-Sep	QB	Jacob Eason	Practice squad
22-Nov	LB	Arron Mosby	Signed to practice squad	1-Sep	QB	Sam Darnold	Injured reserve
22-Nov	QB	D'Eriq King	Released from practice squad	1-Sep	WR	C.J. Saunders	Practice squad
21-Nov	S	Kenny Robinson	Signed to practice squad	1-Sep	K	Eddy Piñeiro	Signed
19-Nov	S	Jeremy Chinn	Activated from injured reserve	31-Aug	S	Kenny Robinson	Practice squad
19-Nov	LB	Arron Mosby	Waived	31-Aug	WR	Derek Wright	Practice squad
19-Nov	LB	Joel Iyebuniwe	Signed to active roster	31-Aug	C	Sam Tecklenburg	Practice squad
15-Nov	CB	T.J. Carrie	Signed to practice squad	31-Aug	C	Tae Hayes	Practice squad
15-Nov	S	Kenny Robinson	Released from practice squad	31-Aug	CB	Tae Hayes	Practice squad
14-Nov	CB	Donte Jackson	Placed on injured reserve	31-Aug	CB	Madre Harper	Practice squad
14-Nov	QB	D'Eriq King	Signed to practice squad	31-Aug	LB	Arron Mosby	Practice squad
14-Nov	WR	Emeka Emezie	Released from practice squad	31-Aug	TE	Josh Babicz	Practice squad
8-Nov	S	Jeremy Chinn	Designated to return from IR	31-Aug	WR	Ra'Shaun Henry	Practice squad
7-Nov	DB	Gavin Heslop	Signed to practice squad	31-Aug	S	Juston Burris	Practice squad
7-Nov	LB	Kobe Jones	Signed to practice squad	31-Aug	DE	Drew Jordan	Practice squad
7-Nov	WR	Emeka Emezie	Signed to practice squad	31-Aug	RB	John Lovett	Practice squad
7-Nov	DE	Delontae Scott	Released from practice squad	31-Aug	DE	Austin Larkin	Practice squad
7-Nov	S	Marquise Blair	Released from practice squad	31-Aug	OL	Deonte Brown	Practice squad
7-Nov	QB	Jacob Eason	Released from practice squad	31-Aug	TE	Colin Thompson	Practice squad
7-Nov	QB	Sam Darnold	Activated from injured reserve	30-Aug	S	Kenny Robinson	Waived
1-Nov	RB	Nate McCrary	Signed to practice squad	30-Aug	WR	Derek Wright	Waived
1-Nov	LB	Joel Iyebuniwe	Signed to practice squad	30-Aug	WR	Brandon Zylstra	Terminated vested veteran
1-Nov	CB	Gavin Heslop	Released from practice squad	30-Aug	LB	Isaiah Graham-Mobley	Waived
1-Nov	RB	John Lovett	Released from practice squad	30-Aug	WR	Keith Kirkwood	Terminated vested veteran
27-Oct	RB	John Lovett	Signed to practice squad	30-Aug	C	Sam Tecklenburg	Waived
27-Oct	LB	Joel Iyebuniwe	Released from practice squad	30-Aug	DT	Frank Herron	Waived
24-Oct	DT	Phil Hoskins	Signed to practice squad	30-Aug	RB	Spencer Brown	Waived
24-Oct	T	Larnel Coleman	Signed to active roster	30-Aug	CB	Kalon Barnes	Waived
24-Oct	CB	Tae Hayes	Signed to active roster	30-Aug	CB	Tae Hayes	Waived
24-Oct	DE	Henry Anderson	Placed on reserve/non-football illness list	30-Aug	DE	Daryl Johnson	Waived
21-Oct	DT	Bravion Roy	Activated from injured reserve	30-Aug	WR	C.J. Saunders	Waived
21-Oct	C	Pat Efllein	Placed on injured reserve	30-Aug	CB	Madre Harper	Waived
21-Oct	DT	Phil Hoskins	Waived	30-Aug	OL	Dennis Daley	Traded to Tennessee with 2024 seventh-round pick for fifth-round pick
20-Oct	RB	Christian McCaffrey	Traded to San Francisco 49ers				
20-Oct	DE	Frank Herron	Released from practice squad	30-Aug	LB	Arron Mosby	Waived
20-Oct	LB	Joel Iyebuniwe	Signed to practice squad	30-Aug	TE	Josh Babicz	Waived
19-Oct	QB	Sam Darnold	Designated to return from IR	30-Aug	WR	Ra'Shaun Henry	Waived
19-Oct	DT	Bravion Roy	Designated to return from IR	30-Aug	K	Zane Gonzalez	Injured reserve
19-Oct	CB	Gavin Heslop	Signed to practice squad	30-Aug	LB	Julian Stanford	Injured reserve
18-Oct	LB	Chandler Wooten	Signed to active roster	30-Aug	LB	Josh Watson	Waived
18-Oct	RB	John Lovett	Released from practice squad	30-Aug	WR	Laviska Shenault Jr.	Acquired Via Trade
18-Oct	DE	Austin Larkin	Released from practice squad	30-Aug	S	Juston Burris	Terminated vested veteran
18-Oct	TE	Josh Babicz	Released from practice squad	30-Aug	OL	Mike Horton	Waived
18-Oct	LB	Delontae Scott	Signed to practice squad	30-Aug	WR	Charleston Rambo	Waived
18-Oct	DE	Raequan Williams	Signed to practice squad	30-Aug	DE	Drew Jordan	Waived
18-Oct	RB	Spencer Brown	Signed to practice squad	30-Aug	RB	John Lovett	Waived
17-Oct	WR	Robbie Anderson	Traded to Arizona for future draft compensation	30-Aug	DE	Austin Larkin	Waived
				30-Aug	OL	Deonte Brown	Waived
15-Oct	LB	Arron Mosby	Signed to active roster	30-Aug	TE	Colin Thompson	Waived
15-Oct	CB	Stanley Thomas-Oliver III	Placed on Injured reserve	30-Aug	CB	Duke Dawson	Waived
11-Oct	LB	Julian Stanford	Terminated vested veteran	25-Aug	TE	Jared Scott	Waived
5-Oct	S	Justin Burris	Signed to active squad	23-Aug	CB	Duke Dawson	Injured reserve
5-Oct	S	Kenny Robinson	Signed to practice squad	23-Aug	LB	Khalan Tolson	Waived
5-Oct	S	Jeremy Chinn	Placed on Injured reserve	22-Aug	T	Austen Pleasants	Waived
28-Sep	LB	Arron Mosby	Signed to practice squad	22-Aug	LB	Shaq Thompson	Activated from Active/PUP list
27-Sep	DT	Daviyon Nixon	Signed to active roster	20-Aug	LB	Josh Watson	Signed
26-Sep	LB	Arron Mosby	Waived	17-Aug	LB		

2022 ROSTER TRANSACTIONS

DATE	POS.	NAME	TRANSACTION	DATE	POS.	NAME	TRANSACTION
17-Aug	TE	Ryan Izzo	Waived	10-Jan	DE	Frank Herron	Signed to reserve/future contract
16-Aug	DE	Jacob Tuoti-Mariner	Waived	10-Jan	CB	Madre Harper	Signed to reserve/future contract
14-Aug	CB	Chris Westry	Waived	10-Jan	RB	Spencer Brown	Signed to reserve/future contract
14-Aug	LB	Kamal Martin	Waived	8-Jan	TE	Stephen Sullivan	Signed to the active roster from the practice squad
14-Aug	TE	Nate Becker	Waived				
14-Aug	RB	Darius Bradwell	Waived	8-Jan	WR	C.J. Saunders	Elevated as standard elevation
14-Aug	T	Wyatt Miller	Waived	8-Jan	RB	Reggie Bonafon	Elevated as standard elevation
11-Aug	TE	Ryan Izzo	Signed	8-Jan	WR	Keith Kirkwood	Elevated as COVID-19 replacement
11-Aug	CB	Devin Jones	Waived	8-Jan	DE	Frank Herron	Elevated as COVID-19 replacement
11-Aug	DE	Jacob Tuoti-Mariner	Placed on reserve/injured list	8-Jan	CB	Madre Harper	Elevated as COVID-19 replacement
5-Aug	CB	Tae Hayes	Signed	8-Jan	K	Dominik Eberle	Signed to practice squad
4-Aug	LS	Thomas Fletcher	Waived	8-Jan	CB	Jalen Julius	Released from practice squad
2-Aug	WR	Andrew Parchment	Waived	7-Jan	CB	Jaycee Horn	Reverted to reserve/injured list
2-Aug	CB	Devin Jones	Signed	6-Jan	WR	Shi Smith	Placed on reserve/COVID-19 list
1-Aug	CB	Jaycee Horn	Activated from Active/PUP list	6-Jan	CB	Stephon Gilmore	Placed on reserve/COVID-19 list
29-Jul	CB	Duke Dawson	Signed	5-Jan	DE	Yetur Gross-Matos	Placed on reserve/COVID-19 list
27-Jul	CB	Rashaan Melvin	Retired	5-Jan	T	Cameron Erving	Placed on reserve/injured list
27-Jul	CB	Jaycee Horn	Placed on Active/PUP list	5-Jan	WR	Terrace Marshall Jr.	Placed on reserve/injured list
26-Jul	LB	Shaq Thompson	Placed on Active/PUP list	5-Jan	DT	Jacob Tuoti-Mariner	Signed
12-Jul	QB	Baker Mayfield	Acquired Via Trade	5-Jan	RB	Reggie Bonafon	Activated from practice squad/ COVID-19
12-Jul	QB	Davis Cheek	Waived				
6-Jun	WR	Talolo Limu-Jones	Waived	5-Jan	QB	PJ Walker	Activated from reserve/COVID-19 list
6-Jun	WR	Keith Kirkwood	Signed	5-Jan	TE	Tommy Tremble	Activated from reserve/COVID-19 list
1-Jun	DE	Drew Jordan	Signed	5-Jan	LB	Haason Reddick	Activated from reserve/COVID-19 list
24-May	DE	Joe Jackson	Waived	5-Jan	CB	Jalen Julius	Signed to practice squad
16-May	TE	Jared Scott	Signed	4-Jan	QB	Jordan Ta'amu	Released from practice squad
16-May	T	Wyatt Miller	Signed	4-Jan	G	Patrick Omameh	Released from practice squad
16-May	CB	Troy Pride Jr.	Waived	4-Jan	K	Blake Haubeil	Released from practice squad
14-May	S	Drew Hartlaub	Waived	3-Jan	DE	Darryl Johnson	Activated from reserve/COVID-19 list
11-May	DE	Azur Kamara	Waived	3-Jan	C	Sam Tecklenburg	Activated from reserve/COVID-19 list
10-May	T	Ikem Ekwonu	Agreed to terms	3-Jan	C	Matt Paradis	Activated from reserve/COVID-19 list
10-May	OL	Cade Mays	Agreed to terms	1-Jan	DE	Austin Larkin	Elevated as standard elevation
6-May	CB	Kalon Barnes	Agreed to terms	1-Jan	TE	Colin Thompson	Elevated as COVID-19 replacement
4-May	K	Lirim Hajrullahu	Released	1-Jan	TE	Stephen Sullivan	Elevated as COVID-19 replacement
3-May	DE	Amaré Barno	Signed	1-Jan	G	Mike Horton	Elevated as COVID-19 replacement
3-May	WR	Andre Roberts	Signed	1-Jan	DB	Madre Harper	Elevated as COVID-19 replacement
28-Apr	DE	Brian Burns	Fifth-year option exercised	1-Jan	RB	Spencer Brown	Elevated as COVID-19 replacement
30-Apr	CB	Kalon Barnes	Drafted 242nd overall	1-Jan	LB	Shaq Thompson	Activated from reserve/COVID-19 list
30-Apr	OL	Cade Mays	Drafted 199th overall	1-Jan	DE	Marquis Haynes	Activated from reserve/COVID-19 list
30-Apr	DE	Amaré Barno	Drafted 189th overall	1-Jan	DE	Brian Burns	Activated from reserve/COVID-19 list
30-Apr	LB	Brandon Smith	Drafted 120th overall	31-Dec	CB	Jaycee Horn	Placed on reserve/COVID-19 list
29-Apr	QB	Matt Corral	Drafted 94th overall	31-Dec	TE	Tommy Tremble	Placed on reserve/COVID-19 list
28-Apr	T	Ikem Ekwonu	Drafted 6th overall	31-Dec	S	Kenny Robinson	Activated from reserve/COVID-19 list
4-Apr	CB	Chris Westry	Signed	31-Dec	WR	Brandon Zylstra	Activated from reserve/COVID-19 list
4-Apr	S	Sean Chandler	Re-signed	30-Dec	DT	Frank Herron	Placed on practice squad/COVID-19 list
25-Mar	S	Juston Burris	Re-signed				
23-Mar	CB	Rashaan Melvin	Re-signed	30-Dec	RB	Reggie Bonafon	Placed on practice squad/COVID-19 list
22-Mar	LB	Cory Littleton	Signed				
19-Mar	CB	Donte Jackson	Re-signed	30-Dec	DE	Darryl Johnson	Placed on reserve/COVID-19 list
18-Mar	WR	DJ Moore	Signed four-year contract extension	30-Dec	S	Kenny Robinson	Placed on reserve/COVID-19 list
18-Mar	G/C	Bradley Bozeman	Signed unrestricted free agent	30-Dec	CB	Rashaan Melvin	Placed on reserve/COVID-19 list
18-Mar	G	Austin Corbett	Signed unrestricted free agent	30-Dec	DB	Tae Hayes	Signed to practice squad
17-Mar	S	Xavier Woods	Signed unrestricted free agent	30-Dec	QB	Jordan Ta'amu	Signed to practice squad
17-Mar	RB	D'Onta Foreman	Signed unrestricted free agent	29-Dec	QB	PJ Walker	Placed on reserve/COVID-19 list
17-Mar	WR	Rashard Higgins	Signed unrestricted free agent	29-Dec	LB	Haason Reddick	Placed on reserve/COVID-19 list
16-Mar	DE	Morgan Fox	Released	29-Dec	G	Dennis Daley	Activated from reserve/COVID-19 list
16-Mar	WR	Brandon Zylstra	Re-signed	29-Dec	C	Pat Elflein	Activated from reserve/COVID-19 list
15-Mar	DE	Marquis Haynes Sr.	Re-signed	29-Dec	K	Blake Haubeil	Signed to practice squad
15-Mar	S	Sean Chandler	Re-signed	29-Dec	DE	Austin Larkin	Placed on reserve/COVID-19 list
14-Mar	CB	A.J. Bouye	Released	28-Dec	C	Sam Tecklenburg	Placed on reserve/COVID-19 list
9-Mar	TE	Zane Gonzalez	Re-signed	28-Dec	S	Sam Franklin	Activated from reserve/COVID-19 list
25-Feb	TE	Ian Thomas	Re-signed	28-Dec	DE	Azur Kamara	Activated from reserve/COVID-19 list
18-Feb	LB	Frankie Luvu	Re-signed	28-Dec	QB	Matt Barkley	Released
11-Feb	DE	Joe Jackson	Signed to reserve/future contract	27-Dec	DT	Daviyon Nixon	Placed on reserve/COVID-19 list
10-Feb	LS	JJ Jansen	Re-signed	27-Dec	DT	Phil Hoskins	Placed on reserve/COVID-19 list
15-Jan	RB	Darius Bradwell	Signed to reserve/future contract	27-Dec	DE	Marquis Haynes	Placed on reserve/COVID-19 list
11-Jan	OL	Austen Pleasants	Signed to reserve/future contract	27-Dec	DE	Brian Burns	Placed on reserve/COVID-19 list
11-Jan	DE	Austin Larkin	Signed to reserve/future contract	27-Dec	LB	Shaq Thompson	Placed on reserve/COVID-19 list
10-Jan	QB	PJ Walker	Signed to one-year contract extension	27-Dec	QB	Matt Barkley	Activated from reserve/COVID-19 list
10-Jan	RB	Giovanni Ricci	Signed to one-year contract extension	27-Dec	K	Alex Kessman	Released from practice squad
10-Jan	TE	Colin Thompson	Signed to reserve/future contract	26-Dec	C	Matt Paradis	Placed on reserve/COVID-19 list
10-Jan	WR	C.J. Saunders	Signed to reserve/future contract	26-Dec	WR	Brandon Zylstra	Placed on reserve/COVID-19 list
10-Jan	WR	Aaron Parker	Signed to reserve/future contract	25-Dec	QB	Sam Darnold	Activated from reserve/injured list
10-Jan	OL	Aaron Monteiro	Signed to reserve/future contract	25-Dec	DT	Derrick Brown	Activated from reserve/COVID-19 list
10-Jan	TE	Frank Herron	Signed to reserve/future contract	25-Dec	CB	Rashaan Melvin	Placed on reserve/COVID-19 list
				25-Dec	DE	Frank Herron	Elevated as standard elevation

2022 ROSTER TRANSACTIONS

DATE	POS.	NAME	TRANSACTION	DATE	POS.	NAME	TRANSACTION
23-Dec	DE	Austin Larkin	Placed on practice squad/COVID-19	30-Oct	CB	Stephon Gilmore	Activated from PUP list
23-Dec	G	Dennis Daley	Placed on reserve/COVID-19 list	30-Oct	DE	Darryl Johnson	Placed on reserve/injured list
23-Dec	C	Pat Elflein	Placed on reserve/COVID-19 list	30-Oct	P	Lachlan Edwards	Elevated to active roster via standard COVID elevation
22-Dec	K	Alex Kessman	Signed to practice squad				
22-Dec	K	Zane Gonzalez	Placed on reserve/injured list	30-Oct	WR	Keith Kirkwood	Elevated to active roster via standard COVID elevation
22-Dec	K	Liram Hajrullahu	Signed				
22-Dec	LB	Azur Kamara	Placed on reserve/COVID-19 list	29-Oct	WR	Willie Snead	Signed to practice squad
22-Dec	S	Sam Franklin	Placed on reserve/COVID-19 list	29-Oct	DE	Frank Herron	Placed on practice squad/injured
21-Dec	RB	Jacques Patrick	Released	28-Oct	DT	Daviyon Nixon	Placed on reserve/injured list
21-Dec	DE	Azur Kamara	Claimed off waivers	27-Oct	S	Juston Burris	Designated to return from IR
21-Dec	CB	A.J. Bouye	Placed on reserve/injured list	27-Oct	WR	Devin Smith	Signed to practice squad
18-Dec	DT	Derrick Brown	Placed on reserve/COVID-19 list	27-Oct	DE	Austin Larkin	Signed to practice squad
18-Dec	CB	Stantley Thomas-Oliver	Activated from reserve/injured list	25-Oct	P	Ryan Winslow	Released
18-Dec	WR	Willie Snead	Elevated as standard elevation	25-Oct	K	Dominik Eberle	Released
18-Dec	RB	Reggie Bonnafon	Elevated as COVID-19 elevation	25-Oct	P	Lachlan Edwards	Signed to practice squad
17-Dec	QB	Matt Barkley	Placed on reserve/COVID-19 list	25-Oct	G	John Miller	Placed on reserve/injured list
16-Dec	TE	Colin Thompson	Signed to practice squad	23-Oct	WR	Aaron Parker	Elevated to active roster via standard COVID elevation
16-Dec	LB	Josh Watson	Released				
15-Dec	CB	Stantley Thomas-Oliver	Designated to return from IR	23-Oct	WR	Keith Kirkwood	Elevated to active roster via standard COVID elevation
15-Dec	QB	Sam Darnold	Designated to return from IR				
14-Dec	TE	Colin Thompson	Released	23-Oct	RB	Ameer Abdullah	Signed
14-Dec	RB	Christian McCaffrey	Placed on reserve/COVID-19 list	19-Oct	P	Ryan Winslow	Signed to active roster
14-Dec	T	Trent Scott	Activated from reserve/COVID-19 list	19-Oct	WR	Brandon Zylstra	Placed on reserve/injured list
11-Dec	T	Cameron Erving	Activated from reserve/injured list	19-Oct	RB	Reggie Bonnafon	Signed to practice squad
11-Dec	LB	Frankie Luvu	Activated from reserve/COVID-19 list	16-Oct	RB	Christian McCaffrey	Placed on reserve/injured list
11-Dec	OL	Patrick Omameh	Elevated to active roster via standard COVID elevation	16-Oct	G	Deonte Brown	Placed on reserve/injured list
				16-Oct	G	Michael Jordan	Signed to active roster
11-Dec	RB	Reggie Bonnafon	Elevated to active roster via standard COVID elevation	16-Oct	RB	Spencer Brown	Elevated to active roster via standard COVID elevation
7-Dec	RB	Jacques Patrick	Signed to practice squad	16-Oct	P	Ryan Winslow	Elevated to active roster via standard COVID elevation
7-Dec	WR	Matt Cole	Released				
7-Dec	DE	Darryl Johnson	Activated from reserve/injured list	14-Oct	S	Doug Middleton	Released
6-Dec	OL	Trent Scott	Placed on reserve/COVID-19 list	14-Oct	S	Sheldrick Redwine	Signed to practice squad
6-Dec	T	Cameron Erving	Designated to return from IR	14-Oct	P	Joseph Charlton	Placed on reserve/injured list
4-Dec	LB	Frankie Luvu	Placed on reserve/COVID-19 list	14-Oct	S	Kenny Robinson	Signed to active roster
30-Nov	CB	Donte Jackson	Placed on reserve/injured list	14-Oct	P	Ryan Winslow	Signed to practice squad
30-Nov	OL	Austen Pleasants	Activated from reserve/injured list	12-Oct	T	Austen Pleasants	Signed to practice squad
29-Nov	RB	Christian McCaffrey	Placed on reserve/injured list	11-Oct	RB	Rodney Smith	Released from practice squad
27-Nov	OL	Austen Pleasants	Elevated to active roster via standard COVID elevation	9-Oct	RB	Rodney Smith	Elevated to active roster via standard COVID elevation
27-Nov	WR	Matt Cole	Elevated to active roster via standard COVID elevation	9-Oct	S	Kenny Robinson	Elevated to active roster via standard COVID elevation
23-Nov	DT	Josh Avery	Released	6-Oct	CB	Stephon Gilmore	Acquired via trade (NE)
20-Nov	G	John Miller	Activated from reserve/injured list	4-Oct	G	Michael Jordan	Released
20-Nov	CB	Stantley Thomas-Oliver	Placed on reserve/injured list	4-Oct	LB	Kamal Martin	Signed to active roster
16-Nov	DT	Josh Avery	Signed to practice squad	4-Oct	WR	Matt Cole	Signed to practice squad
16-Nov	P	Joseph Charlton	Released	4-Oct	CB	Jalen Julius	Released from practice squad
13-Nov	WR	Brandon Zylstra	Activated from reserve/injured list	2-Oct	RB	Rodney Smith	Elevated to active roster via standard COVID elevation
13-Nov	S	Juston Burris	Activated from reserve/injured list				
13-Nov	G	Mike Horton	Elevated to active roster via standard COVID elevation	2-Oct	S	Kenny Robinson	Elevated to active roster via standard COVID elevation
12-Nov	QB	Sam Darnold	Placed on reserve/injured list	28-Sep	S	Juston Burris	Placed on reserve/injured list
12-Nov	LB	Josh Watson	Signed to practice squad	28-Sep	C	Sam Tecklenburg	Signed to active roster
12-Nov	QB	James Morgan	Released	28-Sep	CB	Madre Harper	Signed to practice squad
11-Nov	QB	Cam Newton	Signed	27-Sep	CB	Jaycee Horn	Placed on reserve/injured list
11-Nov	DE	Darnontre Moore	Signed to practice squad	27-Sep	CB	Rashaan Melvin	Signed to active roster
10-Nov	G	Deonte Brown	Placed on reserve/injured list	27-Sep	G	Mike Horton	Signed to practice squad
10-Nov	QB	Matt Barkley	Signed	27-Sep	TE	Dan Arnold	Traded to Jacksonville (C.J. Henderson & 2022 5th-round)
10-Nov	G	Patrick Omameh	Signed to practice squad				
9-Nov	T	Aaron Monteiro	Signed to practice squad	27-Sep	CB	C.J. Henderson	Acquired via trade (JAX)
9-Nov	QB	Josh Love	Released	23-Sep	C	Sam Tecklenburg	Elevated to active roster via standard COVID elevation
8-Nov	C	Matt Paradis	Placed on reserve/injured list				
8-Nov	T	Cam Erving	Placed on reserve/injured list	23-Sep	CB	Rashaan Melvin	Elevated to active roster via standard COVID elevation
8-Nov	LB	Clay Johnston	Released				
8-Nov	RB	Royce Freeman	Released	21-Sep	G	Pat Elflein	Placed on reserve/injured list
8-Nov	P	Lachlan Edwards	Signed to active roster	21-Sep	CB	A.J. Bouye	Activated from commissioner's suspended list to active roster
8-Nov	WR	Aaron Parker	Placed on practice squad/injured				
6-Nov	RB	Christian McCaffrey	Activated from reserve/injured list	18-Sep	C	Sam Tecklenburg	Elevated to active roster via standard COVID elevation
6-Nov	DB	Myles Hartsfield	Activated from reserve/injured list				
6-Nov	P	Lachlan Edwards	Elevated to active roster via standard COVID elevation	18-Sep	CB	Rashaan Melvin	Elevated to active roster via standard COVID elevation
6-Nov	WR	Willie Snead	Elevated to active roster via standard COVID elevation	17-Sep	CB	Rashaan Melvin	Signed to practice squad
2-Nov	WR	Devin Smith	Released	17-Sep	CB	John Brannon	Released from practice squad
2-Nov	CB	John Miller	Signed to practice squad	15-Sep	G	John Miller	Activated from reserve/COVID-19 list

RECORDS



RECORDS: REGULAR INDIVIDUAL

SERVICE

Most Games Played

226	J.J. Jansen, 2009-22
221	John Kasay, 1995-2010
182	Steve Smith, 2001-13

Most Games Started

167	Jordan Gross, 2003-13
161	Steve Smith, 2001-13
158	Thomas Davis, 2005-18

SCORING

POINTS

Most Points, Career

1,482	John Kasay, 1995-2010 [351 FG, 429 PAT]
742	Graham Gano, 2012-19 [165 FG, 247 PAT]
454	Steve Smith, 2001-13 [75 TD: 67-P, 2-R, 6-RET, 2PF: 2-P]

Most Points, Season

146	Graham Gano, 2015 [30 FG, 56 PAT]
145	John Kasay, 1996 [37 FG, 34 PAT]
130	John Kasay, 2008 [28 FG, 46 PAT]

Most Points, Game

24	DeAngelo Williams at New York Giants 12/21/08 (4-R)
20	DeAngelo Williams at Green Bay 11/20/08 (4-R)
20	D'Onta Foreman vs. Atlanta Falcons 10/30/22 (3-R, 2 pt.)
	John Kasay vs. New Orleans 12/5/04 (6 FG, 2 PAT)

Most Consecutive Games, Scoring

100	John Kasay, 2004-10
98	Graham Gano, 2012-18
32	Joey Slye, 2019-20

TOUCHDOWNS

Most Touchdowns, Career

75	Steve Smith, 2001-13 (67-P, 6-RET, 2-R)
60	Cam Newton, 2011-19; 2021 (60-R)
58	Jonathan Stewart, 2008-17 (51-R, 7-P)

Most Touchdowns, Season

20	DeAngelo Williams, 2008 (18-R, 2-P)
19	Christian McCaffrey, 2019 (15-R, 2-P)
16	Muhsin Muhammad, 2004 (16-P)

Most Touchdowns, Game

4	DeAngelo Williams, at New York Giants 12/21/08 (4 rush)
4	DeAngelo Williams, at Green Bay 11/20/08 (4 rush)
3	17x, most recently, D'Onta Foreman, vs. Atlanta Falcons 10/30/22 (3 rush)

Most Consecutive Games, Scoring Touchdown

8	DeAngelo Williams, 2008
7	Christian McCaffrey, 2019
6	Patrick Jeffers, 1999

POINTS AFTER TOUCHDOWN (PATs)

Most PATs Attempted, Career

438	John Kasay, 1995-2010
260	Graham Gano, 2012-19
71	Joey Slye, 2019-20

Most PATs Attempted, Season

59	Graham Gano, 2015
46	John Kasay, 2008 [28 FG, 46 PAT]
45	Olindo Mare, 2011

Most PATs Attempted, Game

6	Graham Gano, vs. Tampa Bay 11/4/18
	Graham Gano, vs. Miami 11/13/17
	Graham Gano, at New Orleans 12/6/15
	Olindo Mare, vs. Tampa Bay 12/24/11
	Shayne Graham, vs. Cincinnati 12/8/02
	Richie Cunningham, vs. New Orleans 1/2/00
	John Kasay, vs. St. Louis 10/13/96

Most PATs Made, Career

429	John Kasay, 1995-2010
247	Graham Gano, 2012-19
64	Joey Slye, 2019-20

Most PATs Made, Season

56	Graham Gano, 2015
46	John Kasay, 2008
44	Olindo Mare, 2011

Most PATs Made, Game

6	Graham Gano, vs. Tampa Bay 11/4/18
	Graham Gano, vs. Miami 11/13/17
	Olindo Mare, vs. Tampa Bay 12/24/11
	Shayne Graham, vs. Cincinnati 12/8/02
	Richie Cunningham, vs. New Orleans 1/2/00
	John Kasay, vs. St. Louis 10/13/96

Most Consecutive PATs Made

157	John Kasay, 2005-09
75	Graham Gano, 2014-15
69	John Kasay, 1998-99, 2001

Most PATs, Season (no misses)

46	John Kasay, 2008
42	Graham Gano, 2013
34	Graham Gano, 2014

Most PATs, Game (no misses)

6	Graham Gano, vs. Tampa Bay 11/4/18
	Graham Gano, vs. Miami 11/13/17
	Olindo Mare, vs. Tampa Bay 12/24/11
	Shayne Graham, vs. Cincinnati 12/8/02
	Richie Cunningham, vs. New Orleans 1/2/00
	John Kasay, vs. St. Louis 10/13/96

TWO-POINT CONVERSIONS

Most Two-Point Conversions, Career

2	Cam Newton, 2011-19
	Greg Olsen, 2011-19
	Steve Smith, 2001-13
	DeAngelo Williams, 2006-14
	Muhsin Muhammad, 1996-2004, 2008-09
	Kerry Collins, 1995-1998

Most Two-Point Conversions, Season

1	2x, most recently, D'Onta Foreman, 2022
---	---

Most Two-Point Conversions, Game

1	2x, most recently, D'Onta Foreman, vs. Atlanta Falcons, (10/30/22)
---	--

FIELD GOALS

Most Field Goals Attempted, Career

424	John Kasay, 1995-2010
193	Graham Gano, 2012-19
68	Joey Slye, 2019-20

Most Field Goals Attempted, Season

45	John Kasay, 1996
38	Graham Gano, 2016
	John Kasay, 2003

Most Field Goals Attempted, Game

6	John Kasay, at New Orleans 12/5/04
	John Kasay, at San Francisco 11/8/98
5	17x, most recently, Joey Slye, at Los Angeles Chargers 9/27/20

Most Field Goals Made, Career

351	John Kasay, 1995-2010
165	Graham Gano, 2012-19
54	Joey Slye, 2019-20

Most Field Goals, Season

37	John Kasay, 1996
33	Eddy Pileiro, 2022
32	John Kasay, 2003

Most Field Goals, Game

6	John Kasay, at New Orleans 12/5/04
5	4x, most recently, Joey Slye, at Los Angeles Chargers 9/27/20

Most Field Goals, One Quarter

3	Eddy Pileiro, vs. Pittsburgh Steelers 12/18/22 (4th)
	Graham Gano, vs. San Francisco 9/18/16 (4th)
	Graham Gano, at Buffalo 9/15/13 (4th)
	Graham Gano, vs. Atlanta 12/9/12 (2nd)
	John Kasay, at San Diego 9/7/08 (2nd)
	Joe Nedney, vs. St. Louis 12/3/00 (4th)
	John Kasay, at Atlanta 9/7/97 (4th)

Most Consecutive Games, Scoring Field Goals

19	John Kasay, 2007-08
18	Joey Slye, 2019-20
15	Graham Gano, 2016-17
	John Kasay, 1996-97

Most Consecutive Field Goals

28	Graham Gano, 2017-18
21	John Kasay, 2008, 2003
20	Graham Gano, 2014-15

Longest Field Goal

63	Graham Gano, vs. New York Giants 10/7/18
57	Zane Gonzalez, at Atlanta 10/31/21
56	Joey Slye, vs. Detroit 11/22/20
	John Kasay, vs. Green Bay 9/27/98

Longest Field Goal, Attempted

67	Joey Slye, at Kansas City 11/8/20 (WR)
65	Joey Slye, at New Orleans 10/25/20 (S)
	John Kasay, vs. Dallas 10/28/06 (S)

Highest Field Goal Percentage, Career (Min 25 att)

94.29	Eddy Pileiro, 2022 (35-33)
92.85	Joe Nedney, 2000 (28-26)
85.49	Graham Gano, 2012-19 (193-165)

Highest Field Goal Percentage, Season (Min 1 att per game)

96.67	Graham Gano, 2017 (29-30)
94.29	Eddy Pileiro, 2022 (35-33)
92.85	Joe Nedney, 2000 (28-26)

Most Field Goals, No Misses, Game

6	John Kasay, at New Orleans 12/5/04
	4x, most recently, Joey Slye, at Los Angeles Charger 9/27/20

Most Field Goal Attempts, 50 or More Yards, Career

68	John Kasay, 1995-2010
26	Graham Gano, 2012-2018
17	Joey Slye, 2019-20

Most Field Goals Made, 50 or More Yards, Career

34	John Kasay, 1995-2010
16	Graham Gano, 2012-19
9	Joey Slye, 2019-20

Most Field Goals Made, 50 or More Yards, Season

8	Joey Slye, 2019
6	Graham Gano, 2013
4	2x, John Kasay, 2006, 1998

RECORDS: REGULAR INDIVIDUAL

Most Field Goals Made, 50 or More Yards, Game

2	Zane Gonzalez, at Atlanta 10/31/21 (51, 57)
	Joey Slye, vs Tampa Bay 9/12/19 (54, 51)
	John Kasay, at Tampa Bay 9/24/06 (51, 50)
	John Kasay, vs New England 9/18/05 (51, 52)
	John Kasay, at New Orleans 9/8/96 (51, 51)

RUSHING

RUSHING ATTEMPTS

Most Rushing Attempts, Career

1,699	Jonathan Stewart, 2008-17
1,432	DeAngelo Williams, 2006-14
981	Cam Newton, 2011-19, 2021

Most Rushing Attempts, Season

318	Stephen Davis, 2003
300	Anthony Johnson, 1996
287	Christian McCaffrey, 2019

Most Rushing Attempts, Rookie, Season

184	Jonathan Stewart, 2008
182	Fred Lane, 1997
172	Chuba Hubbard, 2021

Most Rushing Attempts, Game

36	Nick Goings, at New Orleans 12/5/04
35	Fred Lane, vs New Orleans 11/1/98
34	Fred Lane, vs Dallas 12/8/97

RUSHING YARDS

Most Rushing Yards, Career

7,318	Jonathan Stewart, 2008-17
6,846	DeAngelo Williams, 2006-14
5,036	Cam Newton, 2011-19, 2021

Most Rushing Yards, Season

1,515	DeAngelo Williams, 2008
1,444	Stephen Davis, 2003
1,387	Christian McCaffrey, 2019

Most Rushing Yards, Rookie, Season

836	Jonathan Stewart, 2008
809	Fred Lane, 1997
706	Cam Newton, 2011

Most Rushing Yards, Game

210	DeAngelo Williams, at New Orleans 12/30/12
206	Jonathan Stewart, at New York Giants 12/27/09
186	DeAngelo Williams, vs Tampa Bay 12/8/08

Most Games, 100 or More Rushing Yards, Career

18	DeAngelo Williams, 2006-14
16	Jonathan Stewart, 2008-17
12	Christian McCaffrey, 2017-22

Most Games, 100 or More Rushing Yards, Season

8	DeAngelo Williams, 2008
7	Stephen Davis, 2003
6	Christian McCaffrey, 2019

Most Consecutive Games, 100 or More Rushing Yards

4	DeAngelo Williams, 2008
	Nick Goings, 2004
	Stephen Davis, 2003

Longest Run From Scrimmage

84	Christian McCaffrey, vs Jacksonville 10/6/19
77	DeAngelo Williams, at Arizona 11/1/09
76	Christian McCaffrey, at Arizona 9/22/19

AVERAGE RUSHING GAIN

Highest Average Rushing Gain, Career (min 100 att)

5.13	Cam Newton, 2011-19, 2021 (981-5,036)
4.78	DeAngelo Williams, 2006-2014 (1,432-6,846)
4.60	Christian McCaffrey, 2017-2022 (866-3,950)

Highest Average Rushing Gain, Season (min 100 att)

5.83	Cam Newton, 2012 (127-741)
5.6	Cam Newton, 2011 (126-706)
5.55	DeAngelo Williams, 2008 (273-1,515)

Highest Average Rushing Gain, Game (min 10 att)

12.1	DeAngelo Williams, at Arizona 10/14/07 (10-121)
11.83	Tshimanga Biakabutuka, at Washington 10/3/99 (12-142)
10.6	Christian McCaffrey, at Tampa Bay 12/27/18 (10-106)

RUSHING TOUCHDOWNS

Most Rushing Touchdowns, Career

63	Cam Newton, 2011-2019, 2021
51	Jonathan Stewart, 2008-2017
46	DeAngelo Williams, 2006-2014

Most Rushing Touchdowns, Season

18	DeAngelo Williams, 2008
15	Christian McCaffrey, 2019
14	Cam Newton, 2011

Most Rushing Touchdowns, Rookie, Season

14	Cam Newton, 2011
10	Jonathan Stewart, 2008
7	Fred Lane, 1997

Most Rushing Touchdowns, Game

4	DeAngelo Williams, at New York Giants 12/21/08
	DeAngelo Williams, at Green Bay 11/30/08
3	8x, most recently, D'Onta Foreman, vs Atlanta Falcons 10/30/22

Most Consecutive Games Rushing For Touchdown

8	DeAngelo Williams, 2008
7	Christian McCaffrey, 2019
5	Cam Newton, 2021

PASSING

PASS ATTEMPTS

Most Pass Attempts, Career

4,106	Cam Newton, 2011-19, 2021
2,669	Jake Delhomme, 2003-09
1,723	Steve Beuerlein, 1996-2000

Most Pass Attempts, Season

571	Steve Beuerlein, 1999
540	Chris Weinke, 2001
533	2x, most recently, Jake Delhomme, 2004

Most Pass Attempts, Rookie, Season

540	Chris Weinke, 2001
517	Cam Newton, 2011
433	Kerry Collins, 1995

Most Pass Attempts, Game

63	Chris Weinke, vs Arizona 12/30/01
61	Chris Weinke, vs New York Giants 12/10/06
53	Taylor Heinicke, vs Atlanta 12/23/18
	Kerry Collins, vs Green Bay 9/27/98

COMPLETIONS

Most Completions, Career

2,440	Cam Newton, 2011-2019, 2021
1,580	Jake Delhomme, 2003-2009
1,041	Steve Beuerlein, 1996-2000

Most Completions, Season

373	Teddy Bridgewater, 2020
343	Steve Beuerlein, 1999
324	Steve Beuerlein, 2000

Most Completions, Rookie, Season

310	Cam Newton, 2011
293	Chris Weinke, 2001
214	Kerry Collins, 1995

Most Completions, Game

36	Teddy Bridgewater at Kansas City 11/8/20
	Chris Weinke, vs Arizona 12/30/01
34	Chris Weinke, vs New York Giants 12/10/06

Most Consecutive Passes Completed

16	Cam Newton, at Detroit 11/18/18 (2) and vs Seattle 11/25/18 (14)
15	Steve Beuerlein, vs Philadelphia 11/7/99 (6) and at St. Louis 11/14/99 (9)
14	Steve Beuerlein, at Dallas 10/11/98 (12) and vs St. Louis 12/20/97 (2)

COMPLETION PERCENTAGE

Highest Completion Percentage, Career (min 200 att)

69.11	Teddy Bridgewater, 2020 (492-340)
62.12	Kyle Allen, 2018-19 (520-323)
60.41	Steve Beuerlein, 1996-2000 (1,723-1,041)

Highest Completion Percentage, Season (Qualifiers)

69.11	Teddy Bridgewater, 2020 (492-340)
67.94	Cam Newton, 2018 (471-320)
62.97	Steve Beuerlein, 1998 (343-216)

Highest Completion Percentage, Rookie, Season

59.96	Cam Newton, 2011 (517-310)
56.75	Matt Moore, 2007 (111-63)
54.26	Chris Weinke, 2001 (540-293)

Highest Completion Percentage, Game (min 20 att)

85.19	Jake Delhomme, at New Orleans 12/31/06 (27-23)
84.00	Cam Newton, at Tennessee 11/15/15 (25-21)
83.33	Cam Newton, vs Seattle 11/25/18 (30-25)

PASSING YARDS

Most Passing Yards, Career

29,725	Cam Newton, 2011-19, 2021
19,258	Jake Delhomme, 2003-09
12,690	Steve Beuerlein, 1996-2000

Most Passing Yards, Season

4,436	Steve Beuerlein, 1999
4,051	Cam Newton, 2011
3,886	Jake Delhomme, 2004

Most Passing Yards, Rookie, Season

4,051	Cam Newton, 2011
2,931	Chris Weinke, 2001
2,717	Kerry Collins, 1995

Most Passing Yards, Game

432	Cam Newton, vs Green Bay 9/18/11
423	Chris Weinke, vs New York Giants 12/10/06
422	Cam Newton, at Arizona 9/11/11

Most Games, 300 or More Passing Yards, Career

20	Cam Newton, 2011-2018
11	Jake Delhomme, 2003-2009
8	Steve Beuerlein, 1996-2000

RECORDS: REGULAR INDIVIDUAL

Longest Pass Completion

91	Cam Newton (to Brandon LaFell), at Tampa Bay 12/24/11 (TD)
89	Kerry Collins (to Willie Green), vs Atlanta 12/17/95 (TD)
88	Cam Newton (to Ted Ginn, Jr.), vs Oakland 11/27/16 (TD)
	Brian St. Pierre (to David Gettis), vs Baltimore 11/21/10 (TD)
	Steve Beuerlein (to Patrick Jeffers), at Pittsburgh 12/26/99 (TD)

AVERAGE PASSING GAIN

Highest Average Passing Gain, Career (min 1,500 att)

7.37	Steve Beuerlein, 1996-2000 (1,723-12,690)
7.24	Cam Newton, 2011-19, 2021 (4,106-29,725)
7.22	Jake Delhomme, 2003-09 (2,669-19,258)

Highest Average Passing Gain, Season (Qualifiers)

7.98	Cam Newton, 2012 (485-3,869)
7.94	Jake Delhomme, 2008 (414-3,288)
7.86	Jake Delhomme, 2005 (435-3,421)

Highest Average Passing Gain, Rookie, Season (Qualifiers)

7.84	Cam Newton, 2011 (517-4,051)
6.58	Matt Moore, 2007 (63-730)
6.27	Kerry Collins, 1995 (214-2,717)

Highest Average Passing Gain, Game (min 20-253)

12.65	Cam Newton, vs New Orleans 9/16/12 (20-253)
12.62	Cam Newton, vs Atlanta 12/13/15 (21-265)
12.50	Jake Delhomme, at New Orleans 12/28/08 (20-250)

TOUCHDOWN PASSES

Most Touchdown Passes, Career

186	Cam Newton, 2011-19, 2021
120	Jake Delhomme, 2003-09
86	Steve Beuerlein, 1996-2000

Most Touchdown Passes, Season

36	Steve Beuerlein, 1999
35	Cam Newton, 2015
29	Jake Delhomme, 2004

Most Touchdown Passes, Game

5	4x, most recently, Cam Newton, at New York Giants 12/20/15
---	--

Most Consecutive Games, Touchdown Passes

11	Cam Newton, 2018
10	Cam Newton, 2015
	Jake Delhomme, 2004

HIGHEST PERCENTAGE, TOUCHDOWN PASSES

Highest %, Touchdown Passes, Career (min 1,500 att)

4.93	Steve Beuerlein, 1996-2000 (1,723-46)
4.57	Cam Newton, 2011-19 (3,960-192)
4.50	Jake Delhomme, 2003-09 (2,669-120)

Highest %, Touchdown Passes, Season (Qualifiers)

7.10	Cam Newton, 2015 (495-35)
6.30	Steve Beuerlein, 1999 (571-36)
5.52	Jake Delhomme, 2005 (435-24)

Highest %, Touchdown Passes, Rookie, Season (Qualifiers)

4.06	Cam Newton, 2011 (517-21)
3.23	Kerry Collins, 1995 (433-14)
2.70	Matt Moore, 2007 (111-3)

PASSES HAD INTERCEPTED

Most Passes Had Intercepted, Career

113	Cam Newton, 2011-19, 2021
89	Jake Delhomme, 2003-09
54	Kerry Collins, 1995-1998

Most Passes Had Intercepted, Season

21	Kerry Collins, 1997
19	Chris Weinke, 2001
	Kerry Collins, 1995

Most Consecutive Pass Attempts, None Intercepted

176	Cam Newton, 2012
159	Kyle Allen, 2018-19
150	Jake Delhomme, 2006

Most Passes Had Intercepted, Game

4	12x, most recently, Kyle Allen, vs Atlanta 11/17/19
---	---

Most Attempts, No Interceptions, Game

51	Chris Weinke, vs St. Louis 12/23/01
50	Jake Delhomme, vs New Orleans 1/2/05
49	2x, last by Teddy Bridgewater, at Kansas City 11/8/20

LOWEST PERCENTAGE, PASSES HAD INTERCEPTED

Lowest %, Passes Had Intercepted, Career (min 1,500 att)

2.75	Cam Newton, 2011-19, 2021 (4,106-113)
2.90	Steve Beuerlein, 1996-2000 (1,723-50)
3.33	Jake Delhomme, 2003-09 (2,669-89)

Lowest %, Passes Had Intercepted, Season (Qualifiers)

2.02	Cam Newton, 2015 (495-10)
2.24	Teddy Bridgewater, 2020 (492-111)
2.47	Cam Newton, 2012 (485-12)
	Kerry Collins, 1996 (364-9)

Lowest %, Passes Had Intercepted, Rookie, Season (Qualifiers)

2.70	Matt Moore, 2007 (111-3)
3.01	Jimmy Clausen, 2010 (299-9)
3.29	Cam Newton, 2011 (517-17)

RECEIVING

Most Receptions, Career

836	Steve Smith, 2001-13
696	Muhsin Muhammad, 1996-2004, 2008-09
524	Greg Olsen, 2011-19

Most Receptions, Season

116	Christian McCaffrey, 2019
107	Christian McCaffrey, 2018
103	Steve Smith, 2005

Most Receptions, Rookie, Season

80	Christian McCaffrey, 2017
73	Kelvin Benjamin, 2014
55	DJ Moore, 2018

Most Receptions, Game

15	Christian McCaffrey, at Indianapolis 12/22/19
14	Christian McCaffrey, at Atlanta 9/16/18
	Steve Smith, at Chicago 11/20/05

Most Consecutive Games, Pass Reception

106	Steve Smith, 2006-2013
83	Greg Olsen, 2012-2017
70	Wesley Walls, 1996-2001

RECEIVING YARDS

Most Receiving Yards, Career

12,197	Steve Smith, 2001-13
9,255	Muhsin Muhammad, 1996-2004, 2008-09
6,463	Greg Olsen, 2011-19

Most Receiving Yards, Season

1,563	Steve Smith, 2005
1,421	Steve Smith, 2008
1,405	Muhsin Muhammad, 2004

Most Receiving Yards, Rookie, Season

1,008	Kelvin Benjamin, 2014
788	DJ Moore, 2018
754	Keary Colbert, 2004

Most Receiving Yards, Game

201	Steve Smith, vs Minnesota 10/30/05
192	Muhsin Muhammad, at New Orleans 9/13/98
189	2x, most recently, Steve Smith, at Baltimore 10/15/06

Most Games, 100 or More Yards Receiving, Career

43	Steve Smith, 2001-13
27	Muhsin Muhammad, 1996-2004, 2008-09
15	DJ Moore, 2018-2022

Most Games, 100 or More Yards Receiving, Season

9	Steve Smith, 2005
8	Steve Smith, 2008
7	Muhsin Muhammad, 2004

Most Consecutive Games, 100 or More Yards Receiving

5	Patrick Jeffers, 1999
4	Steve Smith, 2008
	Steve Smith, 2005

Longest Pass Reception

91	Brandon LaFell, vs Tampa Bay 12/24/11 (TD)
89	Willie Green, vs Atlanta 12/17/95 (TD)
88	Ted Ginn, Jr., at Oakland 11/27/16 (TD)
	David Gettis, vs Baltimore 11/21/10 (TD)
	Patrick Jeffers, at Pittsburgh 12/26/99 (TD)

AVERAGE PER RECEPTION

Highest Average Per Reception, Career (min 100 rec)

15.28	Ted Ginn, Jr., 2013, 2015-2016 (134-2,047)
14.59	Steve Smith, 2001-2013 (836-12,197)
14.47	Mark Carrier, 1995-98 (176-2547)

Highest Average Per Reception, Season (min 50 rec)

18.22	Steve Smith, 2008 (178-1,421)
18.08	DJ Moore, 2020 (66-1,193)
17.65	Steve Smith, 2011 (79-1,394)

Highest Average Per Reception, Game (min 3 rec)

44.33	Ricky Proehl, vs Tampa Bay 11/9/03 (3-133)
36.75	Willie Green, vs Atlanta 12/17/95 (4-147)
35.00	Ed Dickson, at Atlanta 10/8/17 (5-175)

TOUCHDOWN RECEPTIONS

Most Touchdown Receptions, Career

67	Steve Smith, 2001-2013
50	Muhsin Muhammad, 1996-2004, 2008-2009
44	Wesley Walls, 1996-2002

Most Touchdown Receptions, Season

16	Muhsin Muhammad, 2004
12	Steve Smith, 2005
	Patrick Jeffers, 1999
	Wesley Walls, 1999

Most Touchdown Receptions, Rookie, Season

9	Kelvin Benjamin, 2014
5	Christian McCaffrey, 2017
	Devin Funchess, 2015
	Keary Colbert, 2004

Most Touchdown Receptions, Game

3	Steve Smith, vs Houston 9/16/07
	Steve Smith, at Miami 9/25/05
	Muhsin Muhammad, at San Francisco 11/4/04
	Muhsin Muhammad, vs San Francisco 12/18/99

RECORDS: REGULAR INDIVIDUAL

Most Consecutive Games, Touchdown Reception

6	Patrick Jeffers, 1999
5	Muhsin Muhammad, 2004
	Wesley Wallis, 1999

INTERCEPTIONS

Most Interceptions, Career

27	Chris Gamble, 2004-12
25	Eric Davis, 1996-2000
18	Luke Kuechly, 2012-19

Most Interceptions, Season

8	Doug Evans, 2001
7	Kurt Coleman, 2015
	Chris Gamble, 2005

Most Interceptions, Rookie, Season

6	Chris Gamble, 2004
4	Donte Jackson, 2018
3	Robert Lester, 2013
	Richard Marshall, 2006
	Ricky Manning, Jr., 2003

Most Interceptions, Game

3	Deon Grant, at Minnesota 9/22/02
2	2x, most recently, James Bradberry at Tampa Bay 10/13/19

Most Consecutive Games, Interception

6	Doug Evans, 2001
5	Kurt Coleman, 2015
3	3x, most recently, Eric Davis, 1999

INTERCEPTION RETURN YARDS

Most Interception Return Yards, Career

421	Mike Minter, 1997-2006
326	Chris Gamble, 2004-2012
315	Richard Marshall, 2006-2010

Most Interception Return Yards, Season

157	Chris Gamble, 2005
143	Julius Peppers, 2004
126	Doug Evans, 2001

Most Interception Return Yards, Game

101	Chris Gamble, at Tampa Bay 11/6/05
97	Julius Peppers, at Denver 10/10/04
96	Tim McMyer, at San Francisco 11/5/95

Longest Interception Return

97	Julius Peppers, at Denver 10/10/04
96	Tim McMyer, at San Francisco 11/5/95 [TD]
88	Jimmy Hitchcock, vs St. Louis 12/3/00 [TD]

TOUCHDOWNS

Most Interception Returns for Touchdown, Career

5	Captain Munnerlyn, 2009-13
4	Mike Minter, 1997-2006
2	Kurt Coleman, 2015-16
	Josh Norman, 2012-15
	Chris Gamble, 2004-12
	Richard Marshall, 2006-10
	Julius Peppers, 2002-09, 17-18
	Eric Davis, 1996-2000

Most Interception Returns for Touchdown, Season

2	2015
	Captain Munnerlyn, 2013, 2012
	Mike Minter, 2003
	Eric Davis, 1998

Most Interception Returns for Touchdown, Game

1	35x, most recently, Donte Jackson, at LA Rams 10/16/22
---	--

PUNTING

Most Punts, Career

570	Jason Baker, 2005-11
350	Todd Sauerbrun, 2001-04
291	Ken Walter, 1997-2000

Most Punts, Season

104	Todd Sauerbrun, 2002
98	Jason Baker, 2006
95	2x, most recently, Jason Baker, 2010

Most Punts, Rookie, Season

85	Ken Walter, 1997
76	Brad Nortman, 2012
45	Joe Charlton, 2020

Most Punts, Game

11	Todd Sauerbrun, vs Chicago 12/22/02
10	3x, most recently, Todd Sauerbrun, vs New York jets 10/28/01

Longest Punt

76	Andy Lee, at Denver 9/8/16
73	Todd Sauerbrun, at Miami 11/4/01
72	3x, most recently, Brad Nortman, at Atlanta 12/28/14

Most Gross Punting Yards, Career

25,064	Jason Baker, 2005-11
15,938	Todd Sauerbrun, 2001-04
13,022	Brad Nortman, 2012-15

Most Gross Punting Yards, Season

4,735	Todd Sauerbrun, 2002
4,483	Jason Baker, 2006
4,419	Todd Sauerbrun, 2001

Most Gross Punting Yards, Game

451	Brad Nortman, vs Denver 11/11/12
446	Tommy Barnhardt, vs New Orleans 10/28/95
445	Todd Sauerbrun, vs New York Jets 10/28/01

PUNTING AVERAGE

Highest Gross Punting Average, Career (min 100 punts)

45.54	Todd Sauerbrun, 2001-04 (350-15,938)
45.31	Michael Palardy, 2016-19 (243-11,011)
45.21	Brad Nortman, 2012-15 (288-13,020)

Highest Gross Punting Average, Season (Min. 40 punts)

48.46	Johnny Hekker, 2022 (81-3,925)
47.77	Brad Nortman, 2013 (70-3,344)
47.52	Todd Sauerbrun, 2001 (93-4,419)

Highest Gross Punting Average, Rookie, Season (Qualifiers)

42.98	Brad Nortman, 2012 (76-3,267)
42.4	Ken Walter, 1997 (85-3,604)

Highest Gross Punting Average, Game (min 4 att)

63.00	Andy Lee, at Denver 9/8/16 (4-252)
56.71	Brad Nortman, at Miami 11/24/13 (7-397)
55.83	Todd Sauerbrun, at Washington 10/21/01 (6-335)

Highest Net Punting Average, Season

44.12	Johnny Hekker, 2022
42.44	Michael Palardy, 2013
41.56	Brad Nortman, 2017

INSIDE THE ED

Most Punts Inside 20, Career

185	Jason Baker, 2005-2011
123	Todd Sauerbrun, 2001-2004
100	Brad Nortman, 2012-2015

Most Punts Inside 20, Season

39	Johnny Hekker, 2022
37	Todd Sauerbrun, 2001
35	Todd Sauerbrun, 2002

Most Punts Inside 20, Game

5	5x, most recently, Joe Charlton, at Washington 12/27/20
---	---

TOUCHBACKS

Most Touchbacks, Career

46	Todd Sauerbrun, 2001-04
42	Jason Baker, 2005-11
22	Brad Nortman, 2012-15

Most Touchbacks, Season

17	Todd Sauerbrun, 2001
12	Jason Baker, 2006
	Todd Sauerbrun, 2002

Most Touchbacks, Game

3	5x, most recently, Jason Baker, vs Jacksonville 9/25/11
---	---

PUNTS HAD BLOCKED

Most Punts Had Blocked, Game

2	Brad Nortman, at Minnesota 11/30/14
	Todd Sauerbrun, at New York Giants 12/28/03
1	14x, most recently, Lachlan Edwards, at Miami 11/28/21

PUNT RETURNS

Most Punt Returns, Career

178	Steve Smith, 2001-13
110	Winslow Oliver, 1996-98
82	Ted Ginn, Jr., 2013, 2015-16

Most Punt Returns, Season

55	Steve Smith, 2002
52	Winslow Oliver, 1996
44	2x, most recently, Steve Smith, 2003

Most Punt Returns, Rookie, Season

52	Winslow Oliver, 1996
34	Steve Smith, 2001
31	Captain Munnerlyn, 2009

Most Punt Returns, Game

9	Steve Smith, vs Detroit 9/15/02
7	Mark Jones, at Oakland 11/9/08
	Eric Gulford, vs Indianapolis 12/3/95

FAIR CATCHES

Most Fair Catches, Career

72	Ted Ginn, Jr., 2013, 2015-16
47	Steve Smith, 2001-13
33	Winslow Oliver, 1996-98

Most Fair Catches, Season

30	Alex Erickson, 2021
26	Ted Ginn, Jr., 2013
24	Ted Ginn, Jr., 2016

Most Fair Catches, Game

5	Tyrone Poole, at Atlanta 9/7/97
	Eric Gulford, at Atlanta 9/3/95 [OT]
4	8x, most recently, Alex Erickson, at Buffalo 12/19/21

RECORDS: REGULAR INDIVIDUAL

PUNT RETURN YARDS

Most Punt Return Yards, Career

1,652	Steve Smith, 2001-13
1,173	Winslow Oliver, 1996-98
795	Ted Ginn, Jr., 2013, 2015-16

Most Punt Return Yards, Season

598	Winslow Oliver, 1996
475	Eric Gullford, 1995
470	Steve Smith, 2002

Most Punt Return Yards, Rookie, Season

598	Winslow Oliver, 1996
364	Steve Smith, 2001
278	Captain Munnerlyn, 2009

Most Punt Return Yards, Game

153	Steve Smith, vs Cincinnati 12/8/02
123	Mark Jones, at Oakland 11/9/08
107	Eric Gullford, vs Indianapolis 12/3/95

Longest Punt Return

87	Steve Smith, vs Cincinnati 12/8/02 (TD)
84	Winslow Oliver, at New Orleans 9/8/96 (TD)
79	Corey Brown, vs Chicago 10/5/14 (TD)

PUNT RETURN AVERAGE

Highest Punt Return Average, Career (min 50 att)

10.66	Winslow Oliver, 1996-98 [110-1,173]
9.70	Ted Ginn, Jr., 2013, 15-2016 [82-795]
9.28	Steve Smith, 2001-13 [178-1,652]

Highest Punt Return Average, Season (Qualifiers)

12.15	Ted Ginn, Jr., 2013 [26-316]
11.50	Winslow Oliver, 1996 [52-598]
11.40	Mark Jones, 2008 [39-443]

Highest Punt Return Average, Rookie, Season (Qualifiers)

11.50	Winslow Oliver, 1996 [52-598]
10.70	Steve Smith, 2001 [34-364]
9.00	Captain Munnerlyn, 2009 [31-278]

Highest Punt Return Average, Game (min 3 att)

51.00	Steve Smith, vs Cincinnati 12/8/02 (3-153)
34.33	Winslow Oliver, at New Orleans 9/8/96 (3-103)
31.00	Iheanyu Uwezuoke, vs San Diego 12/17/00 (3-93)

TOUCHDOWNS

Most Punt Returns for Touchdown, Career

4	Steve Smith, 2001-2013
1	Five players, most recently, Kaelin Clay, 2017

Most Punt Returns for Touchdown, Season

2	Steve Smith, 2002
1	7x, most recently, Kaelin Clay, 2017

Most Punt Returns for Touchdown, Rookie, Season

1	Corey Brown, 2014
1	Steve Smith, 2001
1	Winslow Oliver, 1996

Most Punt Returns for Touchdown, Game

2	Steve Smith, vs Cincinnati 12/8/02 (61, 87)
1	7x, most recently, Kaelin Clay, at New York Jets 11/26/17 (60)

KICKOFF RETURNS

Most Kickoff Returns, Career

233	Michael Bates, 1996-2000
98	Steve Smith, 2001-13
78	Rod Smart, 2002-05

Most Kickoff Returns, Season

59	Michael Bates, 1998
56	Steve Smith, 2001
52	Michael Bates, 1999

Most Kickoff Returns, Game

9	Michael Bates, at Atlanta 10/4/98
7	Raheem Blackbear, vs San Francisco 49ers 10/9/22
7	Steve Smith, at St. Louis 11/11/01
7	Butler By'not'e, at New Orleans 11/26/95

KICKOFF RETURN YARDS

Most Kickoff Return Yards, Career

5,987	Michael Bates, 1996-2000
2,371	Steve Smith, 2001-13
1,731	Rod Smart, 2002-05

Most Kickoff Return Yards, Season

1,480	Michael Bates, 1998
1,431	Steve Smith, 2001
1,287	Michael Bates, 1999

Most Kickoff Return Yards, Rookie, Season

1,431	Steve Smith, 2001
623	DeAngelo Williams, 2006
598	Ryne Robinson, 2007

Most Kickoff Return Yards, Game

252	Steve Smith, at St. Louis 11/11/01
200	Raheem Blackbear, vs San Francisco 49ers 10/9/22
198	Michael Bates, at Atlanta 10/4/98

Longest Kickoff Return

103	Damierre Byrd, vs Tampa Bay, 12/24/17 (TD)
101	Keaoloha Piliare, at Detroit 11/20/11 (TD)
100	Rod Smart, vs New Orleans 10/5/03 (TD)
100	Michael Bates, at Atlanta 10/31/99 (TD)

KICKOFF RETURN AVERAGE

Highest Kickoff Return Average, Career (min 50 ret)

25.70	Michael Bates, 1996-2000 [233-5,987]
24.19	Steve Smith, 2001-13 [59-2,371]
22.19	Rod Smart, 2002-05 [78-1,731]

Highest Kickoff Return Average, Season (Qualifiers)

30.24	Michael Bates, 1996 [33-998]
27.26	Michael Bates, 1997 [47-1,281]
25.65	Keaoloha Piliare, 2011 [23-590]

Highest Kickoff Return Average, Game (min 3 ret)

50.33	Trenton Cannon, vs Tampa Bay 11/15/20 [3-151]
48.67	Damierre Byrd, vs Tampa Bay 12/24/17 [3-146]
46.67	Keaoloha Piliare, at Detroit 11/20/11 [3-140]
46.67	Rod Smart, at New Orleans 10/5/03 [3-140]

TOUCHDOWNS

Most Kickoff Returns for Touchdowns, Career

5	Michael Bates, 1996-2000
2	Steve Smith, 2001-13
1	Keaoloha Piliare, 2011-13
1	Rod Smart, 2002-05
1	Damierre Byrd, 2016-17

Most Kickoff Returns for Touchdowns, Season

2	Steve Smith, 2001
1	Michael Bates, 1999
1	6x, most recently, Damierre Byrd, 2017

Most Kickoff Returns for Touchdowns, Game

1	10x, most recently, Damierre Byrd, vs Tampa Bay 12/24/17
---	--

COMBINED KICK RETURNS

Most Combined Kick Returns, Career

276	Steve Smith, 2001-13 [178-P, 98-K]
241	Michael Bates, 1996-2000 [88-P, 233-K]
126	Ted Ginn, Jr., 2013, 2015-16 [82-P, 44-K]

Most Combined Kick Returns, Season

90	Steve Smith, 2001 [34-P, 56-K]
81	Steve Smith, 2002 [55-P, 26-K]
79	Mark Jones, 2008 [39-P, 40-K]

Most Combined Kick Returns, Game

10	Steve Smith, vs Detroit 9/15/02 [9-P, 1-K]
9	6x, most recently, Ryne Robinson, vs Atlanta 11/11/07 [6-P, 3-K]

YARDS GAINED

Most Combined Kick Return Yards, Career

6,026	Michael Bates, 1996-2000 [39-P, 5,987-K]
4,023	Steve Smith, 2001-13 [11,652-P, 2,371-K]
1,789	Ted Ginn, Jr., 2013, 2015-16 [795-P, 994-K]

Most Combined Kick Return Yards, Season

1,795	Steve Smith, 2001 [364-P, 1,431-K]
1,480	Michael Bates, 1996 [1,480-K]
1,401	Mark Jones, 2008 [443-P, 958-K]

Most Combined Kick Return Yards, Game

267	Steve Smith, at St. Louis 11/11/01 [15-P, 252-K]
206	Steve Smith, vs New Orleans 10/14/01 [102-P, 104-K]
201	Mark Jones, at Green Bay 11/30/08 [46-P, 155-K]

TOUCHDOWNS

Most Combined Kick Returns for Touchdowns, Career

6	Steve Smith, 2001-13 [4-P, 2-K]
5	Michael Bates, 1996-2000 [5-K]
1	8x, most recently, Damierre Byrd, 2017 [1-K]

Most Combined Kick Returns for Touchdowns, Season

3	Steve Smith, 2001 [1-P, 2-K]
2	Steve Smith, 2002 [2-P]
2	Michael Bates, [2-K]

Most Combined Kick Returns for Touchdowns, Game

2	Steve Smith, vs Cincinnati 12/8/02 [2-P]
1	17x, most recently, Damierre Byrd, vs Tampa Bay 12/24/17 [1-K]

FUMBLES

Most Fumbles, Career

58	Jake Delhomme, 2003-09
56	Cam Newton, 2011-19, 2021
44	Steve Beuerlein, 1996-2000

Most Fumbles, Season

15	Jake Delhomme, 2003
13	3x, most recently, Kyle Allen, 2019

Most Fumbles, Game

5	Steve Beuerlein, at San Francisco 11/8/98
4	Baker Mayfield, Cleveland Browns 9/11/22
4	Jake Delhomme, at Atlanta 12/18/04
4	Steve Beuerlein, at Jacksonville 9/29/96

OPPONENTS FUMBLES RECOVERED

Most Opponents Fumbles Recovered, Career

11	Thomas Davis, 2005-18
11	Mike Minter, 1997-2006
10	Julius Peppers, 2002-09, 2017-18

Most Opponents Fumbles Recovered, Season

5	Doug Evans, 2000
4	Sam Mills, 1995
3	11x, most recently, Yetur Gross-Matos, 2022

RECORDS: REGULAR INDIVIDUAL

Most Opponents Fumbles Recovered, Game

2 9x, most recently, Jeremy Chinn at Minnesota 11/29/20

FORCED FUMBLES

Most Forced Fumbles, Career

34 Julius Peppers, 2002-2009, 2017-2018
19 Charles Johnson, 2007-2018
18 Thomas Davis, 2005-2018

Most Forced Fumbles, Season

8 Chris Harris, 2007
7 Charles Johnson, 2012
Mark Fields, 2002
6 Sam Mills, 1995

Most Forced Fumbles, Game

2 15x, most recently, Vernon Butler, at Tampa Bay 10/13/19

FUMBLE RETURN YARDS

Longest Fumble Return

94 Rashard Anderson, vs New York Jets 10/28/01 (TD)
66 Kevin Greene, vs St. Louis 10/13/96 (TD)
60 Julius Peppers, at Atlanta 12/18/04 (TD)

TOUCHDOWNS

Most Fumble Returns for Touchdown, Career

2 Jeremy Chinn, 2020
1 18x, most recently, Brian Burns, 2019

Most Fumble Returns for Touchdown, Season

2 Jeremy Chinn, 2020
1 18x, most recently, Brian Burns, 2019

Most Fumble Returns for Touchdown, Game

2 Jeremy Chinn, at Minnesota 11/29/20
1 19x, most recently, Marquis Hayes, vs New Orleans Saints 9/25/22

COMBINED NET YARDS

(VIA RUSHING, RECEIVING, INTERCEPTION RETURN, PUNT RETURN, KICKOFF RETURN, FUMBLE RETURN)

COMBINED ATTEMPTS

Most Combined Attempts, Career

1,878 Jonathan Stewart, 2008-16
1,655 DeAngelo Williams, 2006-14
1,169 Steve Smith, 2001-13

Most Combined Attempts, Season

403 Christian McCaffrey, 2019
332 Stephen Davis, 2003
326 Christian McCaffrey, 2018
Anthony Johnson, 1996

Most Combined Attempts, Game

42 Nick Goings, at New Orleans 12/5/04
37 Christian McCaffrey, at Houston 9/29/19
Nick Goings, at Tampa Bay 12/26/04

YARDS GAINED

Most Combined Net Yards, Career

16,614 Steve Smith, 2001-13
9,321 DeAngelo Williams, 2006-14
Muhsin Muhammad, 1996-2004, 2008-09

Most Combined Net Yards, Season

2,332 Christian McCaffrey, 2019
1,992 Steve Smith, 2001
1,965 Christian McCaffrey, 2018

Most Combined Net Yards, Rookie Season

1,992 Steve Smith, 2001
1,437 DeAngelo Williams, 2006
1,306 Christian McCaffrey, 2017

Most Combined Net Yards, Game

313 Steve Smith, vs Cincinnati 12/8/02
269 Steve Smith, at St. Louis 11/11/01
237 Christian McCaffrey, vs Jacksonville 10/6/19
Christian McCaffrey, vs Seattle 11/25/18

TACKLES

Most Tackles, Career

1,258 Thomas Davis, 2005-18
1,237 Luke Kuechly, 2012-19
953 Mike Minter, 1997-2006

Most Tackles, Season

205 Luke Kuechly, 2012
176 Luke Kuechly, 2013
174 James Anderson, 2011

Most Tackles, Rookie Season

205 Luke Kuechly, 2012
160 Jon Beason, 2007
116 Jeremy Chinn, 2020

Most Tackles, Game

26 Luke Kuechly, vs New Orleans 12/22/13
20 James Anderson, vs New York Giants 9/20/12
19 Luke Kuechly, vs Atlanta 12/9/12

SACKS

Most Sacks, Career

97.0 Julius Peppers, 2002-09, 2017-18
67.5 Charles Johnson, 2007-17
55.5 Mike Rucker, 1999-2007

Most Sacks, Season

15.0 Greg Hardy, 2013
Kevin Greene, 1998
14.5 Kevin Greene, 1996
Julius Peppers, 2008

Most Sacks, Game

4.0 Greg Hardy, at Atlanta 12/9/13
3.5 Charles Johnson, at Atlanta 9/30/12
3.0 20x, most recently, Mario Addison, at Arizona 9/22/19

BLOCKED KICKS

Most Blocked Punts, Career

3 Michael Bates, 1996-2000
1 Frankie Luvu, 2021
Jermaine Carter, 2018-19
Jason Williams, 2011-12, 2013-14
Greg Hardy, 2010-14
Karl Hankton, 2000-06
Rod Smart, 2002-05
Rae Carruth, 1997-99
Bubba McDowell, 1995

Most Blocked Punts, Season

1 Frankie Luvu, 2021
Jermaine Carter, 2019
Jason Williams, 2013
Greg Hardy, 2010
Karl Hankton, 2004
Rod Smart, 2003
Michael Bates, 1999, 1998, 1996
Rae Carruth, 1997
Bubba McDowell, 1995

Most Blocked Punts, Game

1 11x, most recently, Frankie Luvu, vs Minnesota 10/17/21

Most Blocked Field Goals, Career

8 Julius Peppers, 2002-09
3 Kris Jenkins, 2001-07
2 Kawann Short, 2013-19
Vernon Butler, 2016-19

Most Blocked Field Goals, Season

2 Yetur Gross Matos, 2022
Vernon Butler, 2016
Julius Peppers, 2007, 2006

Most Blocked Field Goals, Game

1 25x, most recently, CJ Henderson, at New Orleans 11/8/23

Most Blocked Extra Points, Career

1 Bravvion Roy, 2020-2022
CJ Henderson, 2022
Julius Peppers, 2002-09
Kris Jenkins, 2001-07
Shane Burton, 2002-03
Sean Gilbert, 1998-2001

Most Blocked Extra Points, Season

1 CJ Henderson, 2022
Bravvion Roy, 2020
Julius Peppers, 2008
Kris Jenkins, 2003
Shane Burton, 2002
Sean Gilbert, 2001

Most Blocked Extra Points, Game

1 4x, most recently, CJ Henderson, at Atlanta Falcons 11/10/22

RECORDS: REGULAR TEAM

ATTENDANCE

Largest Home Attendance, Regular Season Game		
76,136	vs San Francisco	12/10/95 (Clemson)
74,532	vs Dallas	9/9/18
74,461	vs Green Bay	11/8/15
Largest Road Attendance, Regular Season Game		
93,262	at Dallas	10/3/21
90,909	at Dallas	11/26/15
90,588	at Dallas	9/28/09
86,109	at Los Angeles Rams	11/6/16

GAMES WON

Most Consecutive Wins, Regular Season		
18	2014-15	
8	2013	
7	1996	
Consecutive Games Without Defeat, Regular Season		
18	2014-15	
8	2013	
7	1996	
Most Wins, Regular Season		
15	2015	
12	2013, 2008, 1996	
Most Consecutive Wins, One Season		
14	2015	
8	2013, 1996	
Most Consecutive Wins, Start of Season		
14	2015	
5	2003	
3	2021, 2002, 1996	
Most Consecutive Wins, End of Season		
8	1996	
4	2014, 2012	
Most Consecutive Home Wins, Regular Season		
10	2017-18, 2014-15	
9	1995-1996	
Most Consecutive Road Wins, Regular Season		
9	2014-15	
5	1996	
4	2013, 2007	
Most Shutout Wins, Regular Season		
1	2020, 2015, 2013, 2008, 2006, 1997, 1996	
Most Consecutive Shutout Wins, Regular Season		
	None	
Most Consecutive Overtime Wins, Regular Season		
3	2003	

GAMES LOST

Most Consecutive Losses, Regular Season		
15	2001	
10	2019-20	
9	2021-22	
Most Losses, Regular Season		
15	2001	
14	2010	
12	2021, 1998	
Most Consecutive Losses, Start of Season		
7	1998	
5	2010, 1995	
Most Consecutive Losses, End of Season		
15	2001	
8	2019	
7	2021	
Most Consecutive Home Losses, Regular Season		
8	2001	
6	2021	
5	2012, 2007	
Most Consecutive Road Losses, Regular Season		
12	2010-11	
9	2021-22	
8	2010	
Most Shutout Losses, Regular Season		
2	2002	
1	1997	
Most Consecutive Shutout Losses, Regular Season		
	None	
Most Consecutive Overtime Losses, Regular Season		
2	2001	

SCORING

POINTS

Most Points, Season		
500	2015	
421	1999	
414	2008	
Fewest Points, Season		
196	2010	
253	2001	
258	2002	

Most Points, Game

52	vs Cincinnati	12/8/02
48	vs Tampa Bay	12/24/11
46	vs San Francisco	9/18/16

Fewest Points, Game

0	vs Atlanta	11/24/02
	at Atlanta	10/20/02
	at Denver	11/9/97

Most Points, Both Teams, Game

84	Carolina (35) at Detroit (49)	11/20/11
83	Carolina (52) vs Cincinnati (31)	12/8/02
82	Carolina (44) at New Orleans (38)	12/30/12

Fewest Points, Both Teams, Game

12	Carolina (9) vs. Buffalo (3)	9/17/17
13	Carolina (10) at Atlanta (3)	12/24/06
	Carolina (13) at New Orleans (0)	10/19/97

Most Points Overcome to Win Game

17	at Philadelphia	10/21/18 (0-17, won 21-17)
	at San Francisco	11/4/04 (0-17, won 37-27)
	vs Jacksonville	9/7/03 (0-17, won 24-23)

Most Points, First Half

35	vs Tampa Bay	11/4/18
31	vs Washington	11/22/15
30	at New York Giants	12/28/03

Most Points, Second Half

36	vs Cincinnati	12/8/02
34	at San Francisco	11/4/04
31	at New Orleans	12/30/12

Most Points, One Quarter

24	3x, most recently, vs Tampa Bay	1/3/16 (2nd)
----	---------------------------------	--------------

Most Points, First Quarter

21	3x, most recently, vs Atlanta	12/13/15
----	-------------------------------	----------

Most Points, Second Quarter

24	3x, most recently, vs Tampa Bay	1/3/16
----	---------------------------------	--------

Most Points, Third Quarter

21	4x, most recently, vs Miami	11/13/17
----	-----------------------------	----------

Most Points, Fourth Quarter

23	at Atlanta	10/2/16
21	5x, most recently, at Atlanta Falcons	10/30/22

Most Points, Overtime

6	vs Indianapolis	11/2/15
3	4x, most recently, at Cincinnati	10/12/14

GAMES

Most Consecutive Games Scoring

317	2002-(Current)
76	1997-2002
41	1995-1997

TOUCHDOWNS

Most Touchdowns, Season

59	2015
50	1999
48	2011

Fewest Touchdowns, Season

17	2010
27	2001
28	2007, 2006, 1997

Most Touchdowns, Game

7	vs Cincinnati	12/8/02
6	6x, most recently, vs Tampa Bay	11/4/18

Most Touchdowns, Both Teams

11	Carolina (4) at Detroit (7)	11/20/11
	Carolina (7) vs Cincinnati (4)	12/8/02
	Carolina (6) at New Orleans (5)	12/6/15

POINTS AFTER TOUCHDOWN

Most Points After Touchdown, Season

56	2015
46	2008, 1999

Fewest Points After Touchdown, Season

17	2010
22	2001
25	1997

Most Points After Touchdown, Game

6	vs Tampa Bay	11/4/18
	vs Miami	11/13/17
	vs Tampa Bay	12/24/11
	vs Cincinnati	12/8/02
	vs New Orleans	12/30/12
	vs St. Louis	10/13/96

Most Points After Touchdown, Both Teams, Game

10	Carolina (3) at Pittsburgh (7)	11/8/16
	Carolina (6) vs Tampa Bay (4)	11/4/18
	Carolina (5) at New Orleans (5)	12/30/12
	Carolina (6) vs Cincinnati (4)	12/8/02

TWO-POINT CONVERSIONS

Most Two-Point Conversion Attempts, Season

6	2016
5	2018
4	2022, 2021, 2001

RECORDS: REGULAR TEAM

Most Two-Point Conversion Attempts, Game

3	at New York Jets 11/26/18
2	7x, most recently, at Buffalo 12/19/21

Most Two-Point Conversions, Season

3	2021, 2016
2	2018, 2011, 2009, 2004, 1998, 1997, 1995

Most Two-Point Conversions, Game

2	at Atlanta 10/2/16
	vs St. Louis 12/20/97
	at New Orleans 11/26/95

FIELD GOALS

Most Field Goal Attempts, Season

45	1996
38	2016, 2003

Fewest Field Goal Attempts, Season

21	2018, 2012
25	2004, 2002

Most Field Goal Attempts, Game

6	at New Orleans 12/5/04
	at San Francisco 11/8/98
5	17x, most recently, at Los Angeles Chargers 9/27/20

Most Field Goal Attempts, Both Teams, Game

8	7x, most recently, Carolina (3) vs Atlanta (5) 12/24/16
---	---

Most Field Goals, Season

37	1996
33	2022
32	2003

Fewest Field Goals, Season

15	2002
16	2012
19	2018, 1998

Most Field Goals, Game

6	at New Orleans 12/5/04
5	4x, most recently, at Los Angeles Chargers 9/27/20

Most Field Goals, Both Teams, Game

7	6x, most recently, Carolina (4) vs New York Giants (3) 10/7/18
---	--

Most Consecutive Games Scoring Field Goals

19	2007-08
18	2019-20
16	1996-97

SAFETIES

Most Safeties, Season

2	2019, 2011, 2009, 1996
---	------------------------

Most Safeties, Game

1	16x, most recently, vs Philadelphia 10/10/21
---	--

Most Safeties, Both Teams, Game

1	21x, most recently, at San Francisco 10/27/19
---	---

FIRST DOWNS

Most First Downs, Season

357	2015
356	2018
347	2014

Fewest First Downs, Season

225	2010
236	2001
238	2002

Most First Downs, Game

33	at New Orleans 12/6/15
32	at New Orleans 10/16/16
30	4x, last vs. Detroit Lions 12/24/22

Fewest First Downs, Game

6	at Buffalo 9/10/95
7	at Pittsburgh 12/23/10
	vs New York Jets 10/28/01
	at Denver 11/9/97

Most First Downs, Rushing, Season

139	2011
136	2015
123	2012, 2009

Fewest First Downs, Rushing, Season

63	2000
68	2001, 1998

Most First Downs, Rushing, Game

16	16x, most recently, at Tampa Bay 10-18-09
15	vs New York Giants 9/22/13

Fewest First Downs, Rushing, Game

0	5x, most recently, vs. Pittsburgh Steelers 12/18/22
---	---

Most First Downs, Passing, Season

230	2019
208	1999
201	2000

Fewest First Downs, Passing, Season

125	2010
133	2002
138	2022

Most First Downs, Passing, Game

20	3x, most recently, at Atlanta 9/16/18
----	---------------------------------------

Fewest First Downs, Passing, Game

1	at Atlanta 12/14/06
2	at Buffalo 9/10/95
3	8x, most recently, at Pittsburgh 12/23/10

Most First Downs, Penalty, Season

40	2000
39	2005, 1996

Fewest First Downs, Penalty, Season

14	2009
17	2008
19	1995

Most First Downs, Penalty, Game

7	vs Chicago 10/18/20
6	vs New Orleans 9/19/21
	at New Orleans 12/6/15
	at Tennessee 11/4/07
	at Miami 9/25/05
	vs Atlanta 11/28/99
	at Jacksonville 9/29/96

PLAYS

Most Plays, Season

1,106	2021
1,077	2019
1,060	2014, 2015

Fewest Plays, Season

938	2008
960	2002
962	2010

Most Plays, Game

88	at New England 10/29/95 (OT)
84	vs Atlanta 12/23/18
83	vs Arizona 12/30/01

Fewest Plays, Game

42	vs Cincinnati 9/26/99
43	vs Pittsburgh Steelers 12/18/22
44	2x, most recently, at Los Angeles Rams, 10/16/22

Most Plays, Drive

20	vs Kansas City 11/13/16 (Punt)
19	at New Orleans 11/8/09 (FG)
18	4x, most recently, vs Denver 9/8/16 (TD)

NET YARDS

Most Net Yards, Season

6,237	2011
5,972	2018
5,871	2015

Fewest Net Yards, Season

4,135	2010
4,254	2001
4,280	2002

Most Net Yards, Game

570	vs Detroit Lions, 12/24/22
548	vs Miami 11/13/17
543	at Chicago 10/2/11

Fewest Net Yards, Game

113	at Buffalo 9/10/95
119	at Pittsburgh 12/23/10
122	vs Atlanta 11/24/02

Most Net Yards, Drive

99	vs Baltimore 10/28/18
	at San Francisco 10/7/01 (TD)
98	at Washington 11/4/12 (TD)
	vs St. Louis 12/20/97 (Downs)
	vs Atlanta 12/17/95 (TD)

Most Consecutive Games, 300 or More Net Yards

10	2004
9	1999
8	2003

Highest Average Gain, Season

6.24	2011 (999-6,237)
5.96	2008 (938-5,995)
5.91	2018 (1,011-5,972)

Lowest Average Gain, Season

4.30	2010 (962-4,135)
4.41	2001 (965-4,254)
4.46	2002 (960-4,280)

RUSHING

RUSHING ATTEMPTS

Most Rushing Attempts, Season

526	2015
525	2009
522	2003

Fewest Rushing Attempts, Season

355	2001
356	1999
363	2000

RECORDS: REGULAR TEAM

Most Rushing Attempts, Game

52	at Atlanta 12/24/06
48	at Tampa Bay 10/18/09 vs Kansas City 10/5/08

Fewest Rushing Attempts, Game

10	vs Pittsburgh 9/21/14
11	vs Pittsburgh 12/17/06
12	at Oakland 12/24/00 at New Orleans 10/15/00

Most Rushing Attempts, Both Teams, Game

76	Carolina [35] at New York Giants [41] 12/21/08 [OT]
75	Carolina [32] at Buffalo [43] 9/10/95
73	3x, most recently, Carolina [41] vs. New Orleans Saints [32] 1/8/23

Fewest Rushing Attempts, Both Teams, Game

35	Carolina [24] at Kansas City [11] 11/8/20
37	Carolina [13] at Green Bay [24] 12/12/99
39	Carolina [14] vs New Orleans [25] 1/2/00

RUSHING YARDS

Most Rushing Yards, Season

2,498	2009
2,437	2008
2,408	2011

Fewest Rushing Yards, Season

1,186	2000
1,372	2001
1,458	1998

Most Rushing Yards, Game

320	vs Detroit Lions 12/24/22
299	vs Tampa Bay 12/8/08
294	vs Miami 11/13/17

Fewest Rushing Yards, Game

10	at Tampa Bay 9/9/12 at New Orleans 10/15/00
11	vs San Diego 12/17/00

Most Rushing Yards, Both Teams, Game

459	Carolina [158] at New York Giants [301] 12/21/08 [OT]
439	Carolina [203] vs San Francisco [236] 12/6/98 [OT]
434	Carolina [285] vs Jacksonville [149] 10/6/19

Fewest Rushing Yards, Both Teams, Game

78	Carolina [28] at Detroit [50] 10/8/17
91	Carolina [61] at Philadelphia [30] 10/27/95
92	Carolina [13] at Green Bay [79] 12/12/99

AVERAGE RUSHING GAIN

Highest Average Gain, Rushing, Season

5.41	2011 (445-2,408)
5.13	2018 (416-2,136)
4.84	2008 (504-2,437)

Lowest Average Gain, Rushing, Season

3.27	2000 (363-1,186)
3.44	1996 (502-1,729)
3.45	2005 (487-1,679)

Highest Average Gain, Rushing, Game (min 15 att)

10.56	vs Jacksonville 10/6/19 (27-285)
8.84	at Tampa Bay 12/27/18 (19-168)
8.71	vs Tampa Bay 12/24/11 (31-270)

Lowest Average Gain, Rushing, Game (min 15 att)

0.73	vs San Diego 12/17/00 (15-11)
1.00	at Detroit 10/8/17 (28-28)
1.31	vs Pittsburgh Steelers 12/14/22 (16-21)

RUSHING TOUCHDOWNS

Most Rushing Touchdowns, Season

30	2008
26	2011
21	2012

Fewest Rushing Touchdowns, Season

7	2010, 2007, 2006, 2000
---	------------------------

Most Rushing Touchdowns, Game

5	3x, most recently, at New Orleans 12/30/12
---	--

PASSING

PASSING ATTEMPTS

Most Pass Attempts, Season

633	2019
599	2021
579	2001

Fewest Pass Attempts, Season

414	2008
449	2005
457	2022

Most Pass Attempts, Game

63	vs Arizona 12/30/01
61	vs New York Giants 12/10/06
57	vs Atlanta 12/23/18

Fewest Pass Attempts, Game

7	at Atlanta Falcons, 12/24/06
15	at Arizona Cardinals, 11/1/09

Most Pass Attempts, Both Teams, Game

98	Carolina [53] vs Green Bay [45] 9/27/98
96	Carolina [47] at New Orleans [49] 10/16/16
95	Carolina [37] vs Houston [58] 9/20/15 Carolina [41] vs San Francisco [54] 11/18/01

Fewest Pass Attempts, Both Teams, Game

27	Carolina [7] at Atlanta [20] 12/24/06
34	Carolina [17] at Tampa Bay [17] 10/18/09
40	Carolina [15] New Orleans Saints [25] 1/8/23

COMPLETIONS

Most Completions, Season

382	2019
378	2018
373	2020

Fewest Completions, Season

246	2008
255	2002
256	2010

Most Completions, Game

37	at Kansas City 11/8/20 vs Atlanta 12/23/18
36	vs Arizona 12/30/01

Fewest Completions, Game

4	at Atlanta 12/24/06
5	at New Orleans 1/8/23 vs Tampa Bay 10/27/02

Most Completions, Both Teams, Game

67	Carolina [37] at Kansas City [30] 11/8/20
62	Carolina [29] at Cincinnati [33] 10/12/14
61	Carolina [27] at New Orleans [34] 10/16/16

Fewest Completions, Both Teams, Game

10	Carolina [6] at Buffalo [4] 9/10/95
13	Carolina [4] at Atlanta [9] 12/24/06
20	2x, most recently, Carolina [5] New Orleans Saints [15] 1/8/23

NET YARDS PASSING

Most Net Yards, Passing, Season

4,161	1999
3,888	2020
3,836	2018

Fewest Net Yards, Passing, Season

2,289	2010
2,694	2002
2,735	2007

Most Net Yards, Passing, Game

418	vs New York Giants 12/10/06
404	vs Green Bay 9/18/11
403	at Arizona 9/11/11

Fewest Net Yards, Passing, Game

11	at Atlanta 12/24/06
12	at Buffalo 9/10/95
20	vs Tampa Bay 10/27/02

Most Net Yards, Passing, Both Teams, Game

810	Carolina [329] at Atlanta [481] 10/12/16
763	Carolina [303] vs New Orleans [460] 10/16/16
737	Carolina [326] at Tampa Bay Buccaneers [411] 1/1/23

Fewest Net Yards, Passing, Both Teams, Game

105	Carolina [11] at Atlanta [94] 12/24/06
169	Carolina [57] at Oakland [112] 11/9/08
175	Carolina [20] vs Tampa Bay [155] 10/27/02

TIMES SACKED

Most Times Sacked, Season

69	2000
58	2019
54	1998

Fewest Times Sacked, Season

20	2008
26	2003
28	2005

Most Times Sacked, Game

9	at Philadelphia 11/10/14 at Atlanta 9/3/95 [OT]
8	6x, most recently, vs Minnesota 9/25/16

COMPLETION PERCENTAGE

Highest Completion Percentage, Season

67.82	2020 (550-373)
67.14	2018 (563-378)
61.73	2013 (473-292)

Lowest Completion Percentage, Season

48.98	1995 (537-263)
52.89	2010 (484-256)
54.12	1997 (534-289)

TOUCHDOWN PASSES

Most Touchdown Passes, Season

36	1999
35	2015
29	2004

RECORDS: REGULAR TEAM

Fewest Touchdown Passes, Season

9	2010
12	2001
14	2021

Most Touchdown Passes, Game

5	4x, most recently, vs New York Giants 12/20/15
4	7x, most recently, at Arizona 9/22/19

Most Touchdown Passes, Both Teams, Game

10	Carolina [5] at New Orleans [5] 10/16/16
	Carolina [4] at Atlanta [6] 10/2/16
	Carolina [5] at Oakland [4] 11/27/16

PASSES HAD INTERCEPTED

Most Passes Had Intercepted, Season

25	1995
24	1997
22	2002, 2001

Fewest Passes Had Intercepted, Season

10	2015
11	1996
12	2014, 2012, 2008

Most Passes Had Intercepted, Game

5	vs New Orleans 1/3/21
	vs Philadelphia 9/13/09
	vs St. Louis 9/17/95

Most Passes Had Intercepted, Both Teams, Game

7	Carolina [1] vs St. Louis [6] 12/12/04
6	8x, most recently, Carolina [3] at Arizona [3] 10/6/13

PUNTING

Most Punts, Season

105	2002
100	2006
96	1995

Fewest Punts, Season

45	2020
61	2018
65	1999

Most Punts, Game

11	vs Chicago 12/22/02
	vs New York Jets 10/28/01
10	3x, most recently, vs New Orleans 10/22/95

Fewest Punts, Game

1	11x, most recently, at New Orleans 10/25/20
---	---

PUNTING YARDS

Most Gross Punting Yards, Season

4,735	2002
4,508	2006
4,419	2001

Fewest Gross Punting Yards, Season

2,082	2020
2,459	2000
2,562	1999

Most Gross Punting Yards, Game

451	vs Denver 11/11/12
446	vs New Orleans 10/22/95
445	vs New York Jets 10/28/01

Fewest Gross Punting Yards, Game

35	at New England 10/1/17
	vs New Orleans 9/11/05
38	at Cincinnati 10/12/14

AVERAGE PUNTING YARDAGE

Highest Gross Punting Average, Season

48.46	2022 [41-3,925]
47.77	2013 [70-3,344]
47.01	2001 [94-4,419]

Lowest Punting Average, Season

37.26	2000 [66-2,459]
39.42	1999 [65-2,562]
40.49	1996 [78-3,158]

Highest Punting Average, Game

63.00	at Denver 9/8/16
60.00	vs Las Vegas 9/13/20
56.71	at Miami 11/24/13

Lowest Punting Average, Game

24.00	at New Orleans 12/28/08
24.33	vs Minnesota 11/30/14
25.50	at Atlanta 9/20/09

PUNTS HAD BLOCKED

Most Punts Had Blocked, Game

2	at Minnesota 11/30/14
1	at New York Giants 12/28/03

Most Consecutive Punts Without A Block

436	2014-2021
409	1995-2000
236	2009-2012

INSIDE THE ED

Most Punts Inside the Opponents 20 Yard Line, Season

39	2022
35	2001
31	2016, 2006, 2002

Fewest Punts Inside the Opponents 20 Yard Line, Season

18	1999
19	2021, 2011, 2000

Most Punts Inside the Opponents 20 Yard Line, Game

6	vs Chicago 12/22/02
5	4x, most recently, at Washington 12/27/20

PUNT RETURNS

Most Punt Returns, Season

57	2002
55	1996
49	2006, 1995

Fewest Punt Returns, Season

20	2020
21	2000
24	2021, 2018

Most Punt Returns, Game

9	vs Detroit 9/15/02
7	vs Oakland 11/9/08
	vs Indianapolis 12/3/95

Fewest Punt Returns, Game

0	58x, most recently, vs Pittsburgh Steelers 12/18/22
---	---

FAIR CATCHES

Most Fair Catches, Season

30	2021
26	2014, 2013

Fewest Fair Catches, Season

6	2010
9	2011
11	3x, most recently 2009

Most Fair Catches, Game

5	at Atlanta 9/7/97
	at Atlanta 9/3/95 (OT)
4	8x, most recently, at Buffalo 12/19/21

PUNT RETURN YARDS

Most Punt Return Yards, Season

624	1996
500	1995
487	2002

Fewest Punt Return Yards, Season

117	2020
165	2018, 2004

Most Punt Return Yards, Game

153	vs Cincinnati 12/8/02
128	vs New England 9/18/05
123	at Oakland 11/9/08

Fewest Punt Return Yards, Game

-10	vs Pittsburgh 9/21/14
-3	at Atlanta 10/1/20
	vs New York Giants 10/7/18

PUNT RETURN AVERAGE

Highest Punt Return Average, Season

11.34	1996 [55-624]
11.33	2000 [21-238]
10.83	2005 [41-444]

Lowest Punt Return Average, Season

4.59	2006 [49-225]
5.50	2011 [32-176]
5.85	2020 [20-117]

TOUCHDOWNS RETURNING PUNTS

Most Touchdowns, Punt Returns, Season

2	2002
1	7x, most recently 2017

Most Touchdowns, Punt Returns, Game

2	vs Cincinnati 12/8/02
1	7x, most recently, at New York Jets 11/26/17

KICKOFF RETURNS

Most Kickoff Returns, Season

76	2001, 1998
74	2010

Fewest Kickoff Returns, Season

22	2015
26	2018
28	2021, 2013

Most Kickoff Returns, Game

9	at Atlanta 10/4/98
7	13x, most recently, vs. San Francisco 49ers 10/9/22

RECORDS: REGULAR TEAM

KICKOFF RETURN YARDS

Most Kickoff Return Yards, Season	
1,834	1998
1,769	2001
1,619	2010
Fewest Kickoff Return Yards, Season	
407	2015
582	2018
612	2013
Most Kickoff Return Yards, Game	
252	at St. Louis 1/11/01
200	at Atlanta 10/4/98
189	at Washington 9/3/00

KICKOFF RETURN AVERAGE

Highest Kickoff Return Average, Season	
26.20	1996 (50-1,310)
25.31	2020 (29-734)
24.13	1998 (76-1,834)
Lowest Kickoff Return Average, Season	
18.50	2015 (22-407)
19.10	2007 (60-1,146)
19.35	2006 (62-1,200)

TOUCHDOWNS RETURNING KICKOFFS

Most Touchdowns, Kickoff Returns, Season	
2	2001, 1999
1	2017, 2011, 2003, 2000, 1998, 1996
Most Touchdowns, Kickoff Returns, Game	
1	10x, most recently, vs Tampa Bay 12/24/17

FUMBLES

Most Fumbles, Season	
39	1998
33	2003, 2001
Fewest Fumbles, Season	
12	2015, 2013, 2008
Most Fumbles, Game	
6	at Tampa Bay Buccaneers 1/1/23
	at Atlanta 12/18/04
	at San Francisco 11/8/98
	vs Atlanta 10/26/97

Fewest Fumbles, Game	
0	120x, most recently, vs Atlanta Falcons 11/10/22

FUMBLES LOST

Most Fumbles Lost, Season	
19	1999
18	2002
17	1998
Fewest Fumbles Lost, Season	
3	2020
6	2018, 2017, 2013, 2011

Most Fumbles Lost, Game	
4	3x, most recently, vs Tennessee 10/19/03

FUMBLES RECOVERED

Most Fumbles Recovered, Own and Opponents, Season	
36	1998 (22 own, 14 opp)
32	2005 (13 own, 19 opp)
	2001 (20 own, 12 opp)

Fewest Fumbles Recovered, Own and Opponents, Season	
13	2016 (3 own, 10 opp)
14	1999 (5 own, 9 opp)
16	2013 (6 own, 10 opp)

Most Fumbles Recovered, Own and Opponents, Game	
7	at San Francisco 11/8/98 (4 own, 3 opp)
5	9x, most recently, vs Cleveland Browns 9/11/22

Most Own Fumbles Recovered, Season	
22	1998
20	2001
18	2003

Fewest Own Fumbles Recovered, Season	
3	2016, 2015
5	2008, 1999

Most Opponents Fumbles Recovered, Season	
20	2000
19	2005
17	2007

Fewest Opponents Fumbles Recovered, Season	
7	2022, 2021, 2019

Most Opponents Fumbles Recovered, Game	
4	4x, most recently, vs Washington 11/22/15

TOUCHDOWNS

Most Touchdowns, Fumbles Recovered, Own and Opponents, Season	
3	1996 (3 opp)
2	2020 (2 opp), 2016 (2 opp), 2001 (1 own, 1 opp), 2008 (2 opp)

Most Touchdowns, Opponents Fumbles Recovered, Season	
3	1996
2	2020, 2016, 2008

Most Touchdowns, Fumbles Recovered, Own and Opponents, Game! 18x	
2	at Minnesota 11/29/20
1	19x, most recently, vs Jacksonville 10/6/19

TURNOVERS

(NUMBER OF TIMES LOSING THE BALL ON INTERCEPTIONS AND FUMBLES)

Most Turnovers, Season	
41	1995 (25 ints, 16 fum)
40	2002 (22 ints, 18 fum)
39	1997 (24 ints, 15 fum)

Fewest Turnovers, Season	
19	2015 (10 ints, 9 fum)
	2013 (13 ints, 6 fum)
	2008 (12 ints, 7 fum)

Most Turnovers, Game	
7	vs Philadelphia 9/13/09 (5 ints, 2 fum)
	vs St. Louis 9/17/05 (5 ints, 2 fum)
6	6x, most recently, vs Atlanta 11/24/02 (4 ints, 2 fum)

Most Turnovers, Both Teams, Game	
10	Carolina (5) at New Orleans (4) 11/26/95
9	3x, most recently, Carolina (6) vs New England (3) 1/6/02

Fewest Turnovers, Both Teams, Game	
0	Carolina (0) vs Tampa Bay Buccaneers (0) 10/23/22
	Carolina (0) vs Detroit Lions (0) 12/24/22
	Carolina (0) at Houston (0) 9/23/21
	Carolina (0) vs Las Vegas (0) 9/13/20
	Carolina (0) at New Orleans (0) 12/8/13
	Carolina (0) at Kansas City (0) 12/2/12
	Carolina (0) at Washington (0) 11/4/12
	Carolina (0) vs Minnesota (0) 10/30/05

BLOCKED KICKS

Blocked Kicks, Season	
5	2022 (4 FG, 1 PAT)
	2003 (3 FG, 1 PAT, 1 PUNT)

Blocked Punts, Season	
1	2021, 2019, 2013, 2010, 2004, 2003, 1999, 1998, 1997, 1996, 1995

Blocked Field Goals, Season	
4	2022
3	2016, 2003

Blocked PAT, Season	
1	2022, 2020, 2008, 2003, 2002, 2001

PENALTIES

Fewest Penalties, Season	
80	2013
83	2017
	2014

Most Penalties, Season	
123	2004
116	2003
113	2011, 1998

Fewest Penalties, Game	
0	vs Green Bay 12/14/97
1	9x, most recently, at Tampa Bay 1/9/22

Most Penalties, Game	
16	at Tampa Bay 9/14/03
14	at Dallas 10/13/02
13	vs Washington 10/23/11

Fewest Penalties, Both Teams, Game	
2	Carolina (0) vs Green Bay (1) 12/14/97
1	Carolina (1) vs New Orleans (1) 9/24/17
3	Carolina (1) at Tampa Bay (2) 1/9/22
	Carolina (2) at Detroit (1) 11/18/18

Most Penalties, Both Teams, Game	
33	Carolina (16) at Tampa Bay (17) 9/14/03
24	Carolina (16) at Tampa Bay (17) 9/14/03
23	Carolina (14) at Dallas (9) 10/13/02

YARDS PENALIZED

Fewest Yards Penalized, Season	
637	2008
638	1996
671	2013

Most Yards Penalized, Season	
1,020	2004
1,013	2011
966	2003

Fewest Yards Penalized, Game	
0	vs Green Bay 12/14/97
1	vs Philadelphia 10/12/17
5	3x, most recently at New Orleans 1/2/22

Most Yards Penalized, Game	
120	at Tampa Bay 9/14/03
115	at Arizona 1/11/21
106	at Dallas 10/13/02

RECORDS: REGULAR TEAM

Fewest Yards Penalized, Both Teams, Game

10	Carolina [0] vs Green Bay [10] 12/14/97
15	Carolina [5] vs New Orleans [10] 9/24/17
20	Carolina [10] at Tampa Bay [10] 1/9/22
	Carolina [15] at Detroit [5] 11/18/18

Most Yards Penalized, Both Teams, Game

288	Carolina [120] at Tampa Bay [168] 9/14/03
197	Carolina [91] vs Atlanta [106] 10/3/04
196	Carolina [105] vs Pittsburgh [91] 9/21/14

TIME OF POSSESSION

Highest Average Time of Possession, Season

32:17	2017
31:54	2013
31:47	2014

Lowest Average Time of Possession, Season

27:24	2010
27:30	2001
28:10	1998

Highest Time of Possession, Game

41:51	at New Orleans 12/5/04
41:47	at Atlanta 12/24/06
39:48	at New England 10/29/95 (OT)

Lowest Time of Possession, Game

19:52	at Atlanta 10/20/02
20:12	vs Atlanta 11/24/02
20:32	at Pittsburgh 12/15/02

Highest Time of Possession, Drive

11:18	at Buffalo 11/27/05 [16-74-FG]
11:01	vs Indianapolis 10/28/07 [18-80-TD]
10:36	at Atlanta 12/24/06 [16-73-TD]

Lowest Time of Possession, Scoring Touchdown

0:05	at Seattle 12/11/22 [1-13]
	at Tampa Bay 10/13/19 [1-8]
	vs Arizona 10/19/08 [1-18]
	at San Francisco 10/17/99 [1-25]
0:06	vs St. Louis 12/23/01 [1-4]
	vs Detroit 11/16/08 [1-4]
0:07	vs New Orleans 11/17/16 [1-40]
	vs Dallas 12/24/05 [1-32]

RECORDS: REGULAR DEFENSE

SCORING

Fewest Points Allowed, Season

218	1996
241	2013
259	2005

Most Points Allowed, Season

470	2019
429	2011
413	1998

Fewest Points Allowed, Game

0	7x, most recently, vs Detroit 11/22/20
---	--

Most Points Allowed, Game

52	at Pittsburgh 11/8/18
	at Oakland 12/24/00
51	at San Francisco 10/27/19
	at Atlanta 10/4/98

Fewest Touchdowns Allowed, Season

21	2013
24	1996
27	2005

Most Touchdowns Allowed, Season

56	2019
50	2011
49	2020

Fewest Touchdowns Allowed, Game

0	34x, most recently, vs Tampa Bay Buccaneers 10/23/22
---	--

Most Touchdowns Allowed, Game

7	at San Francisco 10/27/19
	at Pittsburgh 11/8/18
	at Detroit 11/20/11
	at Oakland 12/24/00

FIRST DOWNS

Fewest First Downs Allowed, Season

251	1996
262	2005
267	2006

Most First Downs Allowed, Season

360	2020
355	2019
346	2022

Fewest First Downs Allowed, Game

5	at Chicago 10/22/17
6	vs New Orleans 09/19/21
7	vs Arizona 11/19/95
	vs New York Jets 10/15/95

Most First Downs Allowed, Game

33	at New Orleans 1/1/12
30	vs Cincinnati Bengals 11/6/22
	vs Tampa Bay 11/15/20

Fewest First Downs Allowed, Rushing, Season

69	2017, 1996
70	2013

Most First Downs Allowed, Rushing, Season

128	2019
125	2022
121	2010

Fewest First Downs Allowed, Rushing, Game

0	vs Detroit 11/22/20
0	vs Arizona 11/19/95
1	14x, most recently, vs Washington 11/22/15

Most First Downs Allowed, Rushing, Game

19	at Cincinnati Bengals 11/6/22
16	at Pittsburgh 12/26/99
15	vs San Francisco 9/29/97

Fewest First Downs Allowed, Passing, Season

149	2006
155	2009, 2002

Most First Downs Allowed, Passing, Season

223	2016
211	2020
198	2015

Most First Downs Allowed, Passing, Game

23	at New Orleans 1/1/12
22	vs Atlanta 12/9/12
21	vs Green Bay 9/27/98

Fewest First Downs Allowed, Passing, Game

2	at Chicago 10/27/17
	vs Chicago 10/10/10
3	vs New Orleans 09/19/21
	at San Francisco 11/10/13
	at Washington 11/26/06
	at Buffalo 9/10/95

Fewest First Downs Allowed, Penalty, Season

11	2001
13	2000
14	1995

Most First Downs Allowed, Penalty, Season

35	2020
32	2012, 2004

Most First Downs Allowed, Penalty, Game

6	vs Atlanta 10/3/04
5	vs Cleveland Browns 9/11/22
	at Indianapolis 12/22/19
	vs Houston 9/20/15
	vs New England 11/18/13
	vs Tennessee 11/13/11
	at New England 12/13/09
	vs Arizona 11/21/04
	at Atlanta 12/7/03

OFFENSIVE PLAYS

Fewest Plays Allowed, Season

948	2018
953	2017
972	2011

Most Plays Allowed, Season

1,103	2022
1,072	1995
1,060	2010

Fewest Plays Allowed, Game

37	at Chicago 10/22/17
41	vs Detroit 12/21/03
42	at Atlanta 12/24/06

Most Plays Allowed, Game

84	vs Minnesota 10/17/21
	vs Indianapolis 11/21/15 (OT)
	vs Arizona 11/21/04
	at Tampa Bay 9/14/03 (OT)

Fewest Rushing Plays Allowed, Season

352	2013
353	2017
364	2015

Most Rushing Plays Allowed, Season

521	2001
503	2010
497	1997

Fewest Rushing Plays Allowed, Game

8	vs St. Louis 11/19/06
10	vs Arizona 10/30/16
11	5x, last at Kansas City 11/8/20

Most Rushing Plays Allowed, Game

49	vs San Francisco 9/29/97
47	5x, most recently, vs Atlanta Falcons 11/10/22

Fewest Passing Attempts Allowed, Season

490	2011, 1997
495	2009

Most Passing Attempts Allowed, Season

650	2015
612	2016
586	1995

Fewest Passing Attempts Allowed, Game

16	at Atlanta 9/23/01
17	3x, most recently, vs Atlanta Falcons 11/10/22

Most Passing Attempts Allowed, Game

61	vs Tampa Bay 9/14/03
58	vs Houston 9/20/15
56	vs Atlanta 12/17/95

Most Plays Allowed, Drive

24	at New Orleans 10/7/07 (BFG)
21	vs Pittsburgh 12/18/22 (TD)
19	at Minnesota 9/21/08 (FG)
	at New Orleans 10/7/06 (FG)

NET YARDS ALLOWED

Fewest Net Yards Allowed, Season

4,522	2005
4,646	2002
4,725	2003

Most Net Yards Allowed, Season

6,042	2011
5,992	2019
5,963	2022

Fewest Net Yards Allowed, Game

96	vs Arizona 11/19/95
106	vs Detroit 12/21/03
111	vs St. Louis 11/19/06

Most Net Yards Allowed, Game

617	at New Orleans 1/1/12
571	vs Minnesota 10/17/21
	at Atlanta 10/2/16

Most Net Yards Allowed, Drive

99	at Atlanta 10/2/16 (TD)
98	at Atlanta 10/2/16 (TD)
	vs Pittsburgh 9/21/14 (TD)
	at Tampa Bay 12/20/07 (TD)
	vs Atlanta 9/6/98 (TD)
	at Atlanta 9/3/95 (TD)

RECORDS: REGULAR DEFENSE

RUSHING

Fewest Rushing Yards Allowed, Season

1,391	2013
1,409	2017
1,415	2015

Most Rushing Yards Allowed, Season

2,301	2001
2,296	2019
2,133	1998

Fewest Rushing Yards Allowed, Game

14	vs Washington 11/22/15
24	vs Arizona 10/30/16
25	vs New York Jets 10/15/95

Most Rushing Yards Allowed, Game

337	at St. Louis 11/1/01
301	at New York Giants 12/21/08 (OT)
264	vs Pittsburgh 9/21/14

Lowest Average Rushing Gain Allowed, Season

3.50	1995 (450-1,576)
3.58	2005 (408-1,465)
3.69	2002 (448-1,653)

Highest Average Rushing Gain Allowed, Season

5.16	2019 (445-2,296)
4.75	2020 (408-1,936)
4.70	2018 (384-1,804)

Lowest Average Rushing Gain Allowed, Game (min 15 att)

1.11	at Philadelphia 10/27/96 (27-30)
1.61	at Philadelphia 11/10/14 (23-37)
1.73	at Atlanta 1/1/06 (15-26)

Highest Average Rushing Gain Allowed, Game (min 15 att)

9.24	vs Atlanta 12/23/18 (21-194)
8.28	at Seattle 12/4/16 (29-240)
8.27	vs Washington 12/1/19 (30-248)

Fewest Rushing Touchdowns Allowed, Season

4	2013
6	1996
7	2017

Most Rushing Touchdowns Allowed, Season

31	2019
20	2010
19	2004

Most Rushing Touchdowns Allowed, Game

5	at Cincinnati Bengals 11/6/22
	at San Francisco 10/27/19
	at Atlanta 11/23/08

PASSING

Fewest Net Passing Yards Allowed, Season

2,993	2002
3,000	2006
3,003	2003

Most Net Passing Yards Allowed, Season

4,291	2016
3,949	2011
3,868	2022

Fewest Net Passing Yards Allowed, Game

29	vs Chicago 10/10/10
46	at San Francisco 11/10/13
49	vs Detroit 9/15/02

Most Net Passing Yards Allowed, Game

481	at Atlanta 10/2/16
460	at New Orleans 10/16/16
411	at Tampa Bay Buccaneers 1/1/23

Fewest Touchdown Passes Allowed, Season

14	2009
15	2005, 1995

Most Touchdown Passes Allowed, Season

32	2018
30	1998
28	2020, 2011

Most Touchdown Passes Allowed, Game

5	at Pittsburgh 11/8/18
	at New Orleans 1/1/12
	at Detroit 11/20/11
	at Oakland 12/24/00
	vs Green Bay 9/27/98

SACKS

Most Sacks, Season

60	2013, 1996
53	2019

Fewest Sacks, Season

23	2007
26	2001
28	2000

Most Sacks, Game

9	at Atlanta 12/29/13
8	at Arizona 9/22/19
	vs Arizona 10/30/16

Most Opponent Yards Lost Attempting to Pass, Season

424	2013
371	1996
336	2002

Fewest Opponent Yards Lost Attempting to Pass, Season

167	2001
170	2011
177	2007

Most Opponent Yards Lost Attempting to Pass, Game

64	at Atlanta 9/30/12
62	vs St. Louis 11/19/06
59	vs Atlanta 12/13/15

INTERCEPTIONS

Most Passes Intercepted, Season

26	2004
24	2015, 2001

Fewest Passes Intercepted, Season

7	2020
9	2021
10	2022, 2017

Most Passes Intercepted, Game

6	vs St. Louis 12/12/04
5	3x, most recently, at Tampa Bay 10/13/19

Most Consecutive Games With an Interception

14	1996
10	2001
9	2016, 2015, 2004

Most Interception Return Yards, Season

440	2005
420	2004
374	2001

Fewest Interception Return Yards, Season

72	1997
86	2018
115	2006

Most Interception Return Yards, Game

117	at San Francisco 11/5/95
115	at Atlanta 12/28/14
101	at Tampa Bay 11/6/05

Most Interceptions Returned for Touchdowns, Season

4	2015, 2013
3	2012, 2003

Most Interceptions Returned for Touchdowns, Game

2	at Dallas 11/26/15
	at Atlanta 12/28/14
1	32x, most recently, at Los Angeles Rams 10/16/22

Most Interceptions Returned for Touchdowns, Both Teams, Game

2	5x, most recently, Carolina [1] at Atlanta [1] 10/2/16
---	--

PUNTING

Fewest Opponent Punts, Season

51	2020
52	2011
58	2000

Most Opponent Punts, Season

105	2002
100	2006
96	1995

Fewest Opponent Punts, Game

0	3x, vs Tampa Bay 11/15/20
---	---------------------------

Most Opponent Punts, Game

11	at Oakland 11/9/08
	vs Detroit 9/15/02
10	3x, most recently, vs New Orleans 12/2/05

Highest Opponent Gross Punting Average, Season

46.80	2016 (71-3,323)
46.29	2015 (78-3,611)
46.25	2019 (67-3,099)

Lowest Opponent Punting Average, Season

39.51	1999 (74-2,924)
39.84	2000 (58-2,311)
40.38	1995 (94-3,796)

Highest Opponent Punting Average, Game (min 3 punts)

58.00	vs Washington 12/1/19 (5-290)
55.70	vs Arizona 10/19/08 (3-167)
	vs Oakland 11/7/04 (3-167)

Lowest Opponent Punting Average, Game (min 3 punts)

25.67	vs San Francisco 12/18/99 (3-77)
28.30	at New England 12/13/09 (3-85)
28.67	at New York Giants 9/12/10 (3-86)

Most Opponent Punts Blocked, Season

1	2021, 2019, 2013, 2010, 2006, 2004, 2003, 1999, 1998, 1997, 1996, 1995
---	--

Most Opponent Punts Blocked, Game

1	11x, most recently, vs Minnesota 10-11-21
---	---

RECORDS: REGULAR DEFENSE

Most Consecutive Opponent Punts Without a Block

369	2013-2019
266	2004-2010
264	1999-2003

Most Opponent Punts Inside 20 Yard Line, Season

40	2006
31	2012, 2007, 2003

Fewest Opponent Punts Inside 20 Yard Line, Season

13	2000
14	1998
15	2011

Most Opponent Punts Inside 20 Yard Line, Game

7	vs New Orleans 1/3/10
6	vs New York Giants 12/10/06
5	4x, most recently, at Tampa Bay 1/1/17

PUNT RETURNS

Fewest Opponent Punt Returns, Season

18	2020
20	1998
22	2018

Most Opponent Punt Returns, Season

63	2002
61	2006
55	2007

Fewest Punt Return Yards Allowed, Season

94	1998
158	1999
173	1996

Most Punt Return Yards Allowed, Season

579	2007
554	2002
488	2010

Fewest Punt Return Yards Allowed, Game

-4	at Houston 09/23/21
	at Washington 11/4/12
	vs Washington 10/23/11

Most Punt Return Yards Allowed, Game

195	at Indianapolis 12/22/19
168	at Denver 11/9/97
139	at New Orleans 12/29/02

Lowest Opponent Punt Return Average, Season

4.70	1998 (20-94)
4.94	1999 (32-158)
5.41	1996 (32-173)

Highest Opponent Punt Return Average, Season

15.54	2014 (28-435)
13.31	2011 (35-466)
12.18	2019 (40-487)

Longest Punt Return Allowed, Game

94	at Green Bay 11/18/07 (TD)
89	at Arizona 9/11/11 (TD)
	vs Detroit 12/21/03 (TD)

Most Punt Returns for Touchdowns Allowed, Season

3	2019, 2011
2	1997

Most Punt Returns for Touchdowns Allowed, Game

1	2020, 2016, 2015, 2014, 2012, 2010, 2009, 2008, 2007, 2006, 2003, 2001
2	at Indianapolis 12/22/19
	at Denver 11/9/97

KICKOFF RETURNS

Fewest Opponent Kickoff Returns, Season

5	2019
7	2020
12	2017

Most Opponent Kickoff Returns, Season

80	2005
76	1999
71	1996

Most Opponent Kickoff Returns, Game

9	at New Orleans 12/5/04
8	2x, most recently, at Atlanta 1/1/06

Fewest Kickoff Return Yards Allowed, Season

102	2019
144	2020
254	2017

Most Kickoff Return Yards Allowed, Season

1,702	2005
1,477	2004
1,439	1995

Fewest Kickoff Return Yards Allowed, Game

0	65x, most recently, at New Orleans Saints 1/8/23
---	--

Most Kickoff Return Yards Allowed, Game

237	at New Orleans 12/5/04
199	at Arizona 10/14/07
190	vs Washington 11/22/15

Lowest Kickoff Return Average Allowed, Season

17.50	2000 (64-1,120)
18.13	2016 (23-417)
18.52	2002 (50-926)

Highest Kickoff Return Average Allowed, Season

32.44	2014 (18-594)
27.63	2011 (30-811)
26.62	2015 (34-905)

Longest Kickoff Return Allowed, Game

101	at San Francisco 11/16/97 (TD)
99	vs Washington 11/22/15 (TD)
97	at Cincinnati 10/12/14 (OT)
	at Tampa Bay 10/18/09 (TD)

Most Kickoff Returns for Touchdowns Allowed, Season

1	2015, 2009, 1998, 1997
---	------------------------

Most Kickoff Returns for Touchdowns Allowed, Game

1	vs Washington 11/22/15
	at Tampa Bay 10/18/09
	at Atlanta 11/04/98
	at San Francisco 11/16/97

FUMBLES

Fewest Opponent Fumbles, Season

16	2022, 2019
17	2013

Most Opponent Fumbles, Season

37	2000
36	2002
30	2007

Most Opponent Fumbles, Game

5	7x, most recently, vs Washington 11/22/15
---	---

TURNOVERS

Fewest Opponent Turnovers, Season

16	2021 (9 ints, 7 fum)
17	2022 (10 ints, 7 fum)
21	2019 (14 int, 7 fum)
	2017 (10 int, 11 fum)

Most Opponent Turnovers, Season

42	2005 (23 ints, 19 fum)
39	2015 (24 ints, 15 fum)
38	3x, most recently, 2004 (26 ints, 12 fum)

Most Opponent Turnovers, Game

7	at Tampa Bay 10/13/19 (5 int, 2 fum)
	vs St. Louis 12/2/04 (6 ints, 1 fum)
	vs St. Louis 12/3/00 (4 ints, 3 fum)
6	3x, most recently, at Arizona 11/1/09 (5 ints, 1 fum)

Most Consecutive Games, Opponent Turnovers

16	1996
13	2015-16
12	2020, 2004

TIME OF POSSESSION

Lowest Average Time of Possession Allowed, Season

27:42	2017
28:06	2013
28:13	2014

Highest Average Time of Possession Allowed, Season

32:35	2010
32:30	2001
31:50	1998

Lowest Time of Possession Allowed, Game

18:09	at New Orleans 12/5/04
18:13	at Atlanta 12/24/06
20:20	vs Seattle 10/8/00

Highest Time of Possession Allowed, Game

40:08	at Atlanta 10/20/02
39:48	vs Atlanta 11/24/02
39:28	at Pittsburgh 12/15/02

Highest Time of Possession Allowed, Drive

11:43	vs. Pittsburgh 12/18/22 (TD 21p-91y)
11:34	at Minnesota 9/21/08 (FG 19p-75y)
10:22	at New Orleans 10/11/07 (Blocked FG 24p-93y)

RECORDS: REGULAR OPPONENT

SCORING

POINTS

Most Points, Game

30	Joe Mxon, at Cincinnati Bengals 11/6/22 (STD: 4R, 1P)
24	Tevin Coleman, at San Francisco 10/27/19 (4TD: 3-R, 1-P) Michael Turner, Atlanta 11/23/08 (4TD: 4-R)

TOUCHDOWNS

Most Touchdowns, Game

5	Joe Mxon, at Cincinnati Bengals 11/6/22 (STD: 4R, 1P)
4	Tevin Coleman, at San Francisco 10/27/19 (4TD: 3-R, 1-P) Michael Turner, Atlanta 11/23/08 (4TD: 4-R)

POINTS AFTER TOUCHDOWN

Most PATs Attempted, Game

7	Chris Boswell, at Pittsburgh 11/8/18 Jason Hanson, at Detroit 11/20/11 Sebastian Janikowski, at Oakland 12/24/00
---	--

Most PATs, Game

7	Chris Boswell, at Pittsburgh 11/8/18 Jason Hanson, at Detroit 11/20/11 Sebastian Janikowski, at Oakland 12/24/00
---	--

Most PATs, No Misses, Game

7	Chris Boswell, at Pittsburgh 11/8/18 Jason Hanson, at Detroit 11/20/11 Sebastian Janikowski, at Oakland 12/24/00
---	--

TWO-POINT CONVERSIONS

Most Two-Point Conversions, Game

1	29x, most recently, Tom Brady at Tampa Bay 1/1/23
---	---

FIELD GOALS

Most Field Goals Attempted, Game

5	6x, most recently, Greg Joseph, Minnesota 10/17/21
---	--

Most Field Goals, Game

5	Matt Bryant, at Atlanta 12/31/17 Lawrence Tynes, New York Giants 9/20/12
---	---

Most Field Goals, One Quarter

4	19x, most recently, Graham Gano at New York Giants 9/8/22
3	Matt Bryant, at Atlanta 12/31/17 (4th) Cairo Santos, Kansas City 11/13/16 (14th) Connor Barth, at Tampa Bay 12/4/11 (2nd) Mason Crosby, Green Bay 9/18/11 (3rd) Jason Hanson, Detroit 11/16/08 (2nd) Martin Gramatica, Tampa Bay 10/27/02 (4th)

Longest Field Goal Attempted

58	Cade York, Cleveland Browns 9/11/22 Jake Elliott, Philadelphia 10/10/21 (G) Stephen Gostkowski, at New England 10/1/17 (G) Steven Hauschka, Seattle 11/26/14 (G) Morten Andersen, at Atlanta 9/3/95 (S)
----	---

Longest Field Goal

58	Cade York, Cleveland Browns 9/11/22 Jake Elliott, Philadelphia 10/10/21 Stephen Gostkowski, at New England 10/1/17 Steven Hauschka, Seattle 11/26/14
----	---

Most Field Goals, No Misses, Game

5	Matt Bryant, at Atlanta 12/31/17 (4th) Lawrence Tynes, New York Giants 9/20/12
---	---

Most Field Goals, 50 or More Yards, Game

4	18x, most recently, Graham Gano at New York Giants 9/18/22
2	Graham Gano, at New York Giants 9/18/22 Matt Bryant, Atlanta 12/24/16 (S1, 50) Martin Gramatica, Tampa Bay 10/27/02 (S2, 53) Doug Brien, New Orleans 11/30/97 (S1, 50)

SAFETIES

Most Safeties, Game

1	10x, most recently, Danielle Hunter, Minnesota 9/25/16
---	--

RUSHING

RUSHING ATTEMPTS

Most Rushing Attempts Game

38	Ricky Williams, at New Orleans 10/15/00
34	Julio Jones, Dallas 12/24/05
33	2x, most recently, Ahman Green, Green Bay 9/13/04

RUSHING YARDS

Most Rushing Yards, Game

215	Derrick Ward, at New York Giants 12/21/08
205	Matt Forte, at Chicago 10/2/11
202	Marshall Faulk, St. Louis 12/23/01

Longest Run From Scrimmage

98	Ronald Jones III, Tampa Bay 11/15/20
89	Giovanni Bernard, at Cincinnati 10/12/14 (TD)
81	Le'Veon Bell, Pittsburgh 9/21/14

AVERAGE RUSHING GAIN

Highest Average Rushing Gain, Game (min 10 att)

14.33	Derrick Ward, at New York Giants 12/21/08 (114-215)
12.90	Derrius Guice, Washington 12/1/19 (10-129)
12.20	Marshall Faulk, at St. Louis 11/11/01 (15-183)

RUSHING TOUCHDOWNS

Most Rushing Touchdowns, Game

4	Joe Mxon, at Cincinnati Bengals 11/6/22 Michael Turner, at Atlanta 11/23/08
3	7x, most recently, Josh Jacobs, Las Vegas 9/13/20

PASSING

PASS ATTEMPTS

Most Pass Attempts, Game

61	Brad Johnson, at Tampa Bay 9/14/03
58	Ryan Mallett, Houston 9/20/15
54	2x, most recently, James Winston, at Tampa Bay 10/13/19

COMPLETIONS

Most Completions, Game

35	4x, last by Justin Herbert, at Los Angeles Chargers 9/27/20
----	---

COMPLETION PERCENTAGE

Highest Completion Percentage, Game (min 20 att)

88.00	Ben Roethlisberger, at Pittsburgh 11/8/18 (25-22)
87.10	Tua Tagovailoa, at Miami 11/28/21 (27-31)
86.36	Aaron Rodgers, at Green Bay 10/19/14 (22-19)

PASSING YARDS

Most Passing Yards, Game

511	Matt Ryan, Atlanta 9/16/18
503	Matt Ryan, at Atlanta 10/2/16
465	Drew Brees, at New Orleans 10/16/16

Longest Pass Completion

94	Chris Chandler (to Jamal Anderson), at Atlanta 9/23/01 (TD)
93	Matt Ryan (to Olanide Zaccheaus), at Atlanta 12/8/19 (TD)
87	Drew Brees (to Brandin Cooks), at New Orleans 10/16/16 (TD)

AVERAGE PASSING GAIN

Highest Average Passing Gain, Game (min 20 att)

13.59	James Winston, Tampa Bay 12/24/17 (27-367)
	Matt Ryan, at Atlanta 10/2/16 (37-503)
13.10	Ben Roethlisberger, at Pittsburgh 11/8/18 (25-328)

TOUCHDOWN PASSES

Most Touchdown Passes, Game

5	Ben Roethlisberger, at Pittsburgh 11/8/18 Drew Brees, at New Orleans 1/1/12 Matthew Stafford, at Detroit 11/20/11 Rich Gannon, at Oakland 12/24/00 Brett Favre, Green Bay 9/27/98
---	---

PASSES HAD INTERCEPTED

Most Passes Had Intercepted, Game

6	Chris Chandler, St. Louis 12/12/04
5	James Winston, at Tampa Bay 10/13/19 Josh Freeman, Tampa Bay 12/6/09 Kurt Warner, at Arizona 11/1/09

Most Pass Attempts, No Interceptions, Game

51	Mike Glennon, at Tampa Bay 10/24/13
49	Tom Brady, Tampa Bay 10/23/22
48	Kirk Cousins, Minnesota 10/17/21 Drew Brees, at New Orleans 10/3/10

RECEIVING

Most Receptions, Game

13	Keenan Allen, at Los Angeles Chargers 9/27/20 Darren Sproles, New Orleans 9/16/12 Joe Horn, at New Orleans 12/2/01
----	--

RECEIVING YARDS

Most Receiving Yards, Game

300	Julio Jones, at Atlanta 10/2/16
208	Rod Gardner, at Washington 10/21/01
207	Mike Evans, at Tampa Bay 1/1/23

Longest Pass Reception

94	Jamal Anderson (from Chris Chandler), at Atlanta 9/23/01 (TD)
93	Olanide Zaccheaus (from Matt Ryan), at Atlanta 12/8/19 (TD)
87	Brandin Cooks (from Drew Brees), at New Orleans 10/16/16 (TD)

AVERAGE PER RECEPTION

Highest Average Per Reception, Game (min 3 rec)

35.00	Early Doucet, at Arizona 9/11/11 (3-105) Marcus Pollard, at Detroit 10/16/05 (3-105)
34.67	Julio Jones, Atlanta 12/11/11 (3-104) Joe Galloway, at Dallas 10/13/02 (3-104) Rod Gardner, at Washington 10/21/01 (6-208)

TOUCHDOWN RECEPTIONS

Most Touchdown Receptions, Game

3	Mike Evans, at Tampa Bay 1/1/23 Shane Zylstra, Detroit Lions 12/24/22 Hakeem Nicks, at New York Giants 9/12/10 Derrick Mayes, Green Bay 9/27/98
---	--

RECORDS: REGULAR OPPONENT

INTERCEPTIONS

Most Interceptions, Game

3	Andrew Adams, at Tampa Bay 12/2/18
2	33x, most recently, J.C. Jackson, New England 11/07/21

INTERCEPTION RETURN YARDS

Most Interception Return Yards, Game

88	J.C. Jackson, New England 11/07/21
85	Otis Smith, New England 1/6/02
76	Eddie Jackson, at Chicago 10/22/17

Longest Interception Return

88	J.C. Jackson, New England 11/07/21 (TD)
76	Eddie Jackson, at Chicago 10/22/17
	Otis Smith, New England 1/6/02

TOUCHDOWNS

Most Interceptions Returned for Touchdown, Game

1	49x, most recently, Mykal Walker, vs Atlanta 12/12/21
---	---

PUNTING

Most Punts, Game

11	Shane Lechler, at Oakland 11/9/08
	John Jett, Detroit 9/15/02
10	3x, most recently, Mitch Berger, New Orleans 12/05/20

Longest Punt

79	Tress Way, Washing 12/1/19
75	Johnny Hekker, at Los Angeles Rams 11/6/16
71	Bryan Anger, Tampa Bay 9/29/19
	Johnny Hekker, Los Angeles Rams 9/8/19

GROSS PUNTING AVERAGE

Highest Punting Average, Game (min 4 att)

58.00	Tress Way, Washington 12/01/19 (5-290)
55.20	Tim Masthay, at Green Bay 10/19/14 (5-276)
53.20	Tress Way, Washington 11/22/15 (5-266)

INSIDE THE 20

Most Punts Inside the 20, Game

7	Thomas Morstead, New Orleans 1/3/10
6	Brian Moorman, Buffalo 10/25/09
	Jeff Feagles, New York Giants 12/10/06

TOUCHBACKS

Most Touchbacks, Game

3	Chris Kluew, Minnesota 12/20/09
	Brad Maynard, at Chicago 11/20/05
	Kyle Richardson, at Minnesota 9/22/02
	Mitch Berger, at Minnesota 11/19/00

PUNTS HAD BLOCKED

Most Punts Had Blocked, Game

1	11x, most recently, Jordan Berry, Minnesota Vikings 10/17/21
---	--

PUNT RETURNS

Most Punt Returns, Game

8	Trindon Holliday, Denver 11/11/12
7	Marcus Thigpen, at Miami 11/24/13
	Johnnie Lee Higgins, at Oakland 11/9/08
	Michael Lewis, New Orleans 11/10/02
	Darrien Gordon, at Green Bay 9/29/02

FAIR CATCHES

Most Fair Catches, Game

5	Rashid Shaheed, at New Orleans Saints 1/8/22
	Vinny Sutherland, San Francisco 11/18/01
	Chad Morton, at New Orleans 10/15/00

PUNT RETURN YARDS

Most Punt Return Yards, Game

195	Nyheim Hines, at Indianapolis 12/22/19
168	Darrien Gordon, at Denver 11/9/97
139	Michael Lewis, at New Orleans 12/29/02

Longest Punt Return

94	Tramon Williams, at Green Bay 11/18/07 (TD)
89	Patrick Peterson, at Arizona 9/11/11 (TD)
	Reggie Swinton, Detroit 12/10/03 (TD)

PUNT RETURN AVERAGE

Highest Punt Return Average, Game (min 3 ret)

65.00	Nyheim Hines, at Indianapolis 12/22/19
33.60	Darrien Gordon, at Denver 11/9/97 (5-168)
31.00	Harry Douglas, at Atlanta 11/23/08 (3-93)

TOUCHDOWNS

Most Punt Returns for Touchdowns, Game

2	Nyheim Hines, at Indianapolis 12/22/19
	Darrien Gordon, at Denver 11/9/97
1	16x, last by Diontae Spencer, Denver 12/13/20

KICKOFF RETURNS

Most Kickoff Returns, Game

8	DeAndra Cobb, at Atlanta 1/1/06
	Aaron Stecker, at New Orleans 12/5/04
7	5x, most recently, Justin Miller, New York Jets 11/13/05

KICKOFF RETURN YARDS

Most Kickoff Return Yards, Game

214	Aaron Stecker, at New Orleans, 12/5/04
181	DeAndra Cobb, at Atlanta 1/1/06
177	Andre Roberts, Washington 11/22/15

Longest Kickoff Return

101	Terry Kirby, at San Francisco 11/16/97 (TD)
99	Andre Roberts, Washington 11/22/15 (TD)
97	Adam Jones, at Cincinnati 10/12/14 (OT)
	Sammie Stroughter, at Tampa Bay 10/18/09 (TD)

KICKOFF RETURN AVERAGE

Highest Kickoff Return Average, Game (min 3 ret)

47.30	Sammie Stroughter, at Tampa Bay 10/18/09 (3-142)
45.00	David Reed, Baltimore 11/21/10 (3-135)
44.33	Daniel Manning, Chicago 10/10/10 (3-133)

TOUCHDOWNS

Most Kickoff Returns for Touchdowns, Game

1	Andre Roberts, Washington 11/22/15
	Sammie Stroughter, at Tampa Bay 10/18/09
	Tim Dwight, at Atlanta 10/4/88
	Terry Kirby, at San Francisco 11/16/97

COMBINED KICK RETURNS

Most Combined Kick Returns, Game

11	Johnnie Lee Higgins, at Oakland 11/9/08 (7-P, 4-K)
	Michael Lewis, New Orleans 11/10/02 (7-P, 4-K)
	Brian Mitchell, at Washington 10/3/99 (4-P, 7-K)
	Tyrone Hughes, New Orleans 10/22/95 (6-P, 5-K)

COMBINED KICK RETURN YARDS

Most Combined Kick Return Yards, Game

214	Aaron Stecker, at New Orleans 12/5/04 (214-K)
207	Roell Preston, Green Bay 9/27/88 (40-P, 167-K)
201	Michael Lewis, New Orleans 12/29/02 (62-P, 139-K)

TOUCHDOWNS

Most Combined Kick Returns for Touchdowns, Game

2	Nyheim Hines, at Indianapolis 12/22/19 (2-P)
	Darrien Gordon at Denver 11/9/97 (2-P)
1	11x, most recently, Kenjon Barner, vs Atlanta 11/17/19 (1-P)

COMBINED NET YARDS

(YARDS GAINED VIA RUSHING, RECEIVING, INTERCEPTION RETURN, PUNT RETURN, KICKOFF RETURN, AND FUMBLE RETURN)

COMBINED ATTEMPTS

Most Combined Attempts, Game

41	Ricky Williams, at New Orleans 10/15/00 (38-R, 3-P)
36	2x, most recently, Julius Jones, Dallas 12/24/05 (34-R, 2-P)

Most Combined Net Yards, Game

300	Julio Jones, at Atlanta 10/2/16 (300-P)
252	Marshall Faulk, St. Louis 12/23/01 (202-R, 50-P)
235	Tim Dwight, Atlanta 11/28/99 (3-R, 102-P, 115-KOR, 15-PR)

SACKS

Most Sacks, Game

4.5	Mario Williams, at Buffalo 9/15/13
3.5	Cameron Jordan, at New Orleans 01/02/22
	Connor Barwin, at Philadelphia 11/10/14
	Chris Doleman, at San Francisco 11/8/98
	Chris Doleman, at Atlanta 9/3/95

FUMBLES

Most Fumbles, Game

5	Josh Johnson, at Tampa Bay 10/18/09
4	Phillip Rivers, at San Diego 12/16/12
	Shaun King, Arizona 11/21/04

Most Own Fumbles Recovered, Game

2	10x, most recently, Kenjon Barner, at Atlanta 11/17/19
---	--

Most Opponent Fumbles Recovered, Game

2	7x, most recently, Lavonte David, Tampa Bay 1/3/16
---	--

Longest Fumble Return

102	Travis Davis, at Pittsburgh 12/26/99 (TD)
90	Keith Mitchell, New Orleans 11/12/00 (TD)
75	Eddie Jackson, at Chicago 10/22/17 (TD)

TOUCHDOWNS

Most Touchdowns, Game (Opponents Recovered)

1	25x, most recently, Eddie Jackson, at Chicago 10/22/17
---	--

Most Touchdowns, Game (Own Recovered)

1	Steve Breston, Arizona 12/19/10
	Zach Wiegert, St. Louis 12/29/97

RECORDS: REGULAR OPPONENT

BLOCKED KICKS

Most Blocked Punts, Game

- 2 Osi Umenyiora, at New York Giants 12/28/03
- 1 14x, most recently, Adam Thielen and Jasper Brinkley, at Minnesota 11/30/14

Most Blocked Field Goals, Game

- 1 22x, most recently, DJ Wonnun, Minnesota 11/29/20

Most Blocked Point After Touchdowns, Game

- 1 10x, most recently, Isaac Rochell, at Los Angeles Chargers 9/27/20

Longest Return of Blocked Field Goal

- 72 Aeneas Williams, Arizona 11/19/95 (TD)

Most Touchdowns With Blocked Kick Recovery

- 1 Everson Griffin, Minnesota 11/30/14 (P, 43 yds)
- Adam Thielen, Minnesota 11/30/14 (P, 30 yds)
- Geno Hayes, at Tampa Bay 10/12/08 (P, 22 yds)
- Brandon Lloyd, Chicago 9/14/08 (P, 9 yds)
- Chris Hayes, New York Jets 10/28/01 (P, 38 yds)
- Aeneas Williams, Arizona 11/19/95 (FG, 72 yds)

RECORDS: PLAYOFF INDIVIDUAL

SERVICE

Most Games Played

11	Thomas Davis, 2005-2018
10	John Kasay, 1995-2010
9	Julius Peppers, 2002-2009, 2017-2018
	Jordan Gross, 2003-2013
	Steve Smith, 2001-2013
8	Ryan Kalil, 2007-2018
	Jake Delhomme, 2003-2009
	Nick Goings, 2001-2008
	Brad Hoover, 2000-2009
	Jason Kyle, 2001-2008
	Dante Wesley, 2002-2005, 2007-2009

Most Games Started

9	Julius Peppers, 2002-2009, 2017-2018
	Jordan Gross, 2003-2013
	Steve Smith, 2001-2013
8	Thomas Davis 2005-2018
	Ryan Kalil, 2007-2018
	Jake Delhomme, 2003-2009

SCORING

POINTS

Most Points, Career

81	John Kasay, 10 games (21 FG, 18 PAT)
60	Steve Smith, 9 games (10 TD, 8-P, 1-R, 1-RET)
54	Graham Gano, 7 games (12 FG, 18 PAT)

Most Points, Postseason

35	John Kasay, 2003 (9 FG, 8 PAT)
30	Steve Smith, 2005 (5 TD, 3-P, 1-R, 1-RET)
24	John Kasay, 2005 (6 FG, 6 PAT)

Most Points, Game

17	John Kasay, vs Dallas 1/3/04 (5 FG, 2 PAT)
14	Graham Gano, at New Orleans 1/7/18 (4 FG, 2 PAT)
	John Kasay, vs Dallas 1/5/97 (4 FG, 2 PAT)
12	5x, most recently, Cam Newton, vs Arizona 1/24/16 (2 TD, 2-R)

TOUCHDOWNS

Most Touchdowns, Career

10	Steve Smith, 9 games (8-P, 1-R, 1-RET)
5	Jonathan Stewart, 6 games (5-R)
3	Muhsin Muhammad, 7 games (2-P, 1-RET)

Most Touchdowns, Postseason

5	Steve Smith, 2005 (3-P, 1-R, 1-RET)
3	Jonathan Stewart, 2015 (3-R)
	Muhsin Muhammad, 2003 (2-P, 1-RET)
	Steve Smith, 2003 (3-P)
2	Kelvin Benjamin, 2014 (2-P)
	DeShaun Foster, 2003 (2-R)

Most Touchdowns, Game

2	Cam Newton, vs Arizona 1/24/16 (2-R)
	Jonathan Stewart, vs Seattle 1/17/16 (2-R)
	Kelvin Benjamin, at Seattle 1/10/15 (2-P)
	Steve Smith, at Chicago 1/15/06 (2-P)
	Steve Smith, at New York Giants 1/8/06 (1-P, 1-R)

POINTS AFTER TOUCHDOWN (PATs)

Most PATs Attempted, Career

19	John Kasay, 10 games
18	Graham Gano, 7 games

Most PATs Attempted, Postseason

10	Graham Gano, 2015
8	John Kasay, 2003
7	John Kasay, 2005

Most PATs Attempted, Game

5	Graham Gano, vs Arizona 1/24/16
4	Graham Gano, vs Seattle 1/17/16
3	Graham Gano, vs Arizona 1/3/15
	John Kasay, at Chicago 1/15/06

Most PATs, Career

18	John Kasay, 10 games
18	Graham Gano, 7 games

Most PATs, Postseason

10	Graham Gano, 2015
8	John Kasay, 2003
6	John Kasay, 2005

Most PATs, Game

5	Graham Gano, vs Arizona 1/24/16
4	Graham Gano, vs Seattle 1/17/16
3	Graham Gano, vs Arizona 1/3/15

FIELD GOALS

Most Field Goals Attempted, Career

23	John Kasay, 10 games
15	Graham Gano, 7 games

Most Field Goals Attempted, Postseason

11	John Kasay, 2003
6	John Kasay, 2005
	John Kasay, 1996
5	Graham Gano, 2017
	Graham Gano, 2015

Most Field Goals Attempted, Game

5	Graham Gano, at New Orleans 1/7/18
	John Kasay, at St. Louis 1/10/04
	John Kasay, vs Dallas 1/3/04
4	John Kasay, vs Dallas 1/5/97

Most Field Goals, Career

21	John Kasay, 10 games
12	Graham Gano, 7 games

Most Field Goals, Postseason

9	John Kasay, 2003
6	John Kasay, 2005
	John Kasay, 1996
4	Graham Gano, 2017
	Graham Gano, 2015

Most Field Goals, Game

5	John Kasay, vs Dallas 1/3/04
4	Graham Gano, at New Orleans 1/7/18
	John Kasay, vs Dallas 1/5/97
3	3x, most recently, John Kasay, at Chicago 1/15/06

Longest Field Goal

58	Graham Gano, at New Orleans 1/7/18
52	John Kasay, at St. Louis 1/1/04
50	John Kasay, vs New England 2/1/04 (Super Bowl XXXVII)

Longest Field Goal, Attempted

58	Graham Gano, at New Orleans 1/7/18
53	John Kasay, at St. Louis 1/1/04 (LJ)
52	John Kasay, at St. Louis 1/1/04

Highest Field Goal Percentage, Career (min 5 att)

91.30	John Kasay, 10 games (21-23)
80.00	Graham Gano, 7 games (12-15)

Highest Field Goal Percentage, Postseason (min 1 att per game)

100.00	Graham Gano, 2013 (1-1)
	John Kasay, 2005, (6-6)
	John Kasay, 1996 (6-6)
81.82	John Kasay, 2003 (9-11)

RUSHING

RUSHING ATTEMPTS

Most Rushing Attempts, Career

101	Jonathan Stewart, 7 games
85	DeShaun Foster, 6 games
64	Stephen Davis, 4 games

Most Rushing Attempts, Postseason

64	Stephen Davis, 2003
50	Jonathan Stewart, 2015
43	DeShaun Foster, 2005

Most Rushing Attempts, Game

27	DeShaun Foster, at New York Giants 1/8/06
26	Stephen Davis, vs Dallas 1/3/04
	Anthony Johnson, vs Dallas 1/5/97
24	Jonathan Stewart, vs Arizona 1/3/15

RUSHING YARDS

Most Rushing Yards, Career

474	Jonathan Stewart, 7 games
401	DeShaun Foster, 6 games
315	Stephen Davis, 4 games

Most Rushing Yards, Postseason

315	Stephen Davis, 2003
218	Jonathan Stewart, 2015
205	DeShaun Foster, 2005

Most Rushing Yards, Game

151	DeShaun Foster, at New York Giants 1/8/06
123	Jonathan Stewart, vs Arizona 1/3/15
106	Jonathan Stewart, vs Seattle 1/17/16

Most Games, 100 or More Rushing Yards, Career

2	Jonathan Stewart, 7 games
1	DeShaun Foster, 6 games
	Stephen Davis, 4 games
	Anthony Johnson, 2 games

Most Games, 100 or More Rushing Yards, Postseason

1	Jonathan Stewart, 2015, 2014
	DeShaun Foster, 2005
	Stephen Davis, 2003
	Anthony Johnson, 1996

Longest Run From Scrimmage

64	Stephen Davis, at St. Louis 1/10/04
59	Jonathan Stewart, vs Seattle 1/17/16
35	Jonathan Stewart, vs Arizona 1/3/15

RUSHING TOUCHDOWNS

Most Rushing Touchdowns, Career

5	Jonathan Stewart, 7 games
2	Cam Newton, 6 games
	DeShaun Foster, 6 games
1	Steve Smith, 9 games
	Stephen Davis, 4 games
	Brad Hoover, 8 games

RECORDS: PLAYOFF INDIVIDUAL

Most Rushing Touchdowns, Postseason

3	Jonathan Stewart, 2015
2	Cam Newton, 2015
	DeShaun Foster, 2003
1	Ted Ginn, Jr., 2015
	Jonathan Stewart, 2014 and 2008
	Steve Smith, 2005
	Stephen Davis, 2003
	Brad Hoover, 2003

Most Rushing Touchdowns, Game

2	Cam Newton, vs Arizona 1/24/15
	Jonathan Stewart, vs Seattle 1/17/16
1	Jonathan Stewart, vs Denver 2/7/16 (Super Bowl 50)
	Ted Ginn, Jr., vs Arizona 1/24/16
	Jonathan Stewart, vs Arizona 1/2/15
	Jonathan Stewart, vs Arizona 1/10/09
	Steve Smith, at New York Giants 1/8/06
	DeShaun Foster, vs New England 2/1/04 (Super Bowl XXXVIII)
	DeShaun Foster, at Philadelphia 1/18/04
	Stephen Davis, vs Dallas 1/3/04
	Brad Hoover, at St. Louis 1/10/04

PASSING

PASS ATTEMPTS

Most Pass Attempts, Career

226	Jake Delhomme, 8 games
224	Cam Newton, 7 games
59	Kerry Collins, 2 games

Most Pass Attempts, Postseason

102	Jake Delhomme, 2003
91	Cam Newton, 2015
90	Jake Delhomme, 2005

Most Pass Attempts, Game

41	Cam Newton, vs Denver 2/7/16 (Super Bowl 50)
40	Cam Newton, at New Orleans 1/7/18
37	Kerry Collins, at Green Bay 1/12/97

COMPLETIONS

Most Completions, Career

134	Cam Newton, 7 games
130	Jake Delhomme, 8 games
31	Kerry Collins, 2 games

Most Completions, Postseason

59	Jake Delhomme, 2003
54	Jake Delhomme, 2005
53	Cam Newton, 2015

Most Completions, Game

24	Cam Newton, at New Orleans, 1/7/18
	Jake Delhomme, at Chicago 1/15/06
23	Cam Newton, at Seattle 1/10/15
19	Cam Newton, vs Arizona 1/24/16
	Kerry Collins, at Green Bay 1/12/97

COMPLETION PERCENTAGE

Highest Completion Percentage, Career

59.82	Cam Newton, 6 games (224-134)
57.52	Jake Delhomme, 8 games (226-130)
52.54	Kerry Collins, 2 games (59-31)

Highest Completion Percentage, Postseason (Qualifiers)

64.00	Cam Newton, 2013 (25-16)
60.29	Cam Newton, 2014 (68-41)
60.00	Jake Delhomme, 2005 (90-54)

Highest Completion Percentage, Game (min 20 att)

72.73	Cam Newton, vs Seattle 1/17/16 (22-16)
	Jake Delhomme, at Chicago 1/15/06 (33-24)
68.18	Jake Delhomme, at New York Giants 1/8/06 (22-15)
67.86	Cam Newton, vs Arizona 1/24/16 (28-19)

PASSING YARDS

Most Passing Yards, Career

1,847	Jake Delhomme, 8 games
1,821	Cam Newton, 7 games
315	Kerry Collins, 2 games

Most Passing Yards, Postseason

987	Jake Delhomme, 2003
761	Cam Newton, 2015
655	Jake Delhomme, 2005

Most Passing Yards, Game

349	Cam Newton, at New Orleans 1/7/18
335	Cam Newton, vs Arizona 1/24/16
323	Jake Delhomme, vs New England 2/1/04 (Super Bowl XXXVIII)

Most Games, 300 or More Passing Yards, Career

2	Jake Delhomme, 8 games
2	Cam Newton, 7 games

Longest Pass Completion

86	Cam Newton (to Corey Brown), vs Arizona 1/24/16 (TD)
85	Jake Delhomme (to Muhsin Muhammad), vs New England 2/1/04 (TD) (Super Bowl XXXVIII)
70	Jake Delhomme (to Steve Smith), vs Dallas 1/3/04

TOUCHDOWN PASSES

Most Touchdown Passes, Career

12	Jake Delhomme, 8 games
10	Cam Newton, 7 games
3	Kerry Collins, 2 games

Most Touchdown Passes, Postseason

6	Jake Delhomme, 2003
5	Jake Delhomme, 2005
4	Cam Newton, 2014

Most Touchdown Passes, Game

3	Jake Delhomme, at Chicago 1/15/06
	Jake Delhomme, vs New England 2/1/04 (Super Bowl XXXVIII)
2	5x, most recently, Cam Newton, at New Orleans 1/7/18

PASSES HAD INTERCEPTED

Most Passes Had Intercepted, Career

10	Jake Delhomme, 8 games
7	Cam Newton, 6 games
3	Kerry Collins, 2 games

Most Passes Had Intercepted, Postseason

5	Jake Delhomme, 2008
4	Jake Delhomme, 2005
3	2x, most recently, Cam Newton, 2014

Most Passes Had Intercepted, Game

5	Jake Delhomme, vs Arizona 1/10/09
3	Jake Delhomme, at Seattle 1/22/06
2	3x, most recently, Cam Newton, at Seattle 1/10/15

RECEIVING

Most Receptions, Career

51	Steve Smith, 9 games
35	Greg Olsen, 7 games
20	Muhsin Muhammad, 7 games

Most Receptions, Postseason

27	Steve Smith, 2005
18	Steve Smith, 2003
16	Greg Olsen, 2015

Most Receptions, Game

12	Steve Smith, at Chicago 1/15/06
10	Steve Smith, at New York Giants 1/8/06
8	Greg Olsen, at New Orleans Saints 1/7/18

RECEIVING YARDS

Most Receiving Yards, Career

856	Steve Smith, 9 games
488	Greg Olsen, 7 games
407	Muhsin Muhammad, 7 games

Most Receiving Yards, Postseason

404	Steve Smith, 2003
352	Muhsin Muhammad, 2003
335	Steve Smith, 2005

Most Receiving Yards, Game

218	Steve Smith, at Chicago 1/15/06
163	Steve Smith, at St. Louis 1/10/04
140	Muhsin Muhammad, vs New England 2/1/04 (Super Bowl XXXVIII)

Most Games, 100 or More Yards Receiving, Career

3	Steve Smith, 9 games
2	Greg Olsen, 7 games
	Muhsin Muhammad, 7 games
1	Christian McCaffrey, 1 game
	Corey Brown, 5 games
	Ted Ginn, Jr., 4 games

Most Games, 100 or More Yards Receiving, Postseason

2	Muhsin Muhammad, 2003
2	Steve Smith, 2003

Longest Pass Reception

86	Corey Brown, vs Arizona 1/24/16 (TD)
85	Muhsin Muhammad, vs New England 2/1/04 (TD) (Super Bowl XXXVIII)
70	Steve Smith, vs Dallas 1/3/04

AVERAGE PER RECEPTION

Highest Average Per Reception, Game (min 3 rec)

35.00	Muhsin Muhammad, vs New England 2/1/04 (4-140) (Super Bowl XXXVIII)
28.25	Corey Brown, vs Arizona 1/24/16 (4-113)
27.17	Steve Smith, at St. Louis 1/10/04 (6-163)

TOUCHDOWN RECEPTIONS

Most Touchdown Receptions, Career

8	Steve Smith, 9 games
2	Greg Olsen, 7 games
	Kevin Benjamin, 2 games
	Muhsin Muhammad, 7 games

Most Touchdown Receptions, Postseason

3	Steve Smith, 2005
2	Steve Smith, 2003
2	Kevin Benjamin, 2014
	Muhsin Muhammad, 2003

Most Touchdown Receptions, Game

2	Kevin Benjamin, at Seattle 1/10/15
	Steve Smith, at Chicago 1/15/06

RECORDS: PLAYOFF INDIVIDUAL

INTERCEPTIONS

Most Interceptions, Career

4	Ricky Manning, Jr., 7 games
3	Luke Kuechly, 6 games
2	Tre Boston, 5 games
	Kurt Coleman, 3 games
	Ken Lucas, 4 games
	Marlon McCree, 3 games
	Sam Mills, 2 games

Most Interceptions, Postseason

4	Ricky Manning, Jr., 2003
2	Kurt Coleman, 2015
	Luke Kuechly, 2015
	Ken Lucas, 2005
	Marlon McCree, 2005
	Sam Mills, 1996
	14x, most recently, Mike Adams, 2017

Most Interceptions, Game

3	Ricky Manning, Jr., at Philadelphia 1/18/04
2	Kurt Coleman, vs Arizona 1/24/16
	Marlon McCree, at New York Giants 1/8/06
1	21x, most recently, Mike Adams at New Orleans 1/7/18

INTERCEPTION RETURN YARDS

Most Interception Return Yards, Career

49	Chad Cota, 2 games
	Pat Terrell, 2 games
37	Luke Kuechly, 6 games
34	Sam Mills, 2 games
	Julius Peppers, 8 games

Most Interception Return Yards, Postseason

49	Chad Cota, 1996
	Pat Terrell, 1996
36	Luke Kuechly, 2015
34	Sam Mills, 1996
	Julius Peppers, 2003

Most Interception Return Yards, Game

49	Chad Cota, vs Dallas 1/5/97
	Pat Terrell, vs Dallas 1/5/97
34	Julius Peppers, vs Dallas 1/3/04
24	Sam Mills, vs Dallas 1/5/97

Longest Interception Return

49	Chad Cota, vs Dallas 1/5/97
	Pat Terrell, vs Dallas 1/5/97
34	Julius Peppers, vs Dallas 1/3/04
24	Sam Mills, vs Dallas 1/5/97

TOUCHDOWNS

Most Interception Returns for Touchdown, Career

2	Luke Kuechly, 6 games
---	-----------------------

Most Interception Returns for Touchdown, Postseason

2	Luke Kuechly, 2015
---	--------------------

Most Interception Returns for Touchdown, Game

1	Luke Kuechly, vs Arizona 1/24/16
	Luke Kuechly, vs Seattle 1/17/16

PUNTING

Most Punts, Career

25	Brad Nortman, 6 games
21	Todd Sauerbrun, 4 games
20	Jason Baker, 4 games

Most Punts, Postseason

21	Todd Sauerbrun, 2003
16	Jason Baker, 2005
15	Brad Nortman, 2015

Most Punts, Game

7	Brad Nortman, vs Denver 2/7/16 (Super Bowl 50)
	Jason Baker, at Seattle 1/22/06
	Todd Sauerbrun, vs New England 2/1/04 (Super Bowl XXXVIII)
	Todd Sauerbrun, at Philadelphia 1/18/04
5	4x, most recently, Brad Nortman, vs Seattle 1/17/16
	4x, most recently, Brad Nortman, at Seattle 1/10/15

Longest Punt

61	Brad Nortman, vs Denver 2/7/16 (Super Bowl 50)
59	Todd Sauerbrun, at Philadelphia 1/18/04
	Todd Sauerbrun, vs Dallas 1/3/04
53	Michael Palardy, at New Orleans 1/7/18
	Jason Baker, vs Arizona 1/10/09

PUNTING AVERAGE

Highest Punting Average, Career (min 4 punts)

43.33	Todd Sauerbrun, 4 games (21-910)
40.48	Brad Nortman, 6 games (25-1,012)
36.60	Jason Baker, 4 games (20-792)

Highest Punting Average, Postseason (Qualifiers)

48.00	Jason Baker, 2008 (4-192)
43.33	Todd Sauerbrun, 2003 (21-910)
41.47	Brad Nortman, 2015 (15-622)

Highest Punting Average, Game (min 4 att)

48.40	Todd Sauerbrun, vs Dallas 1/3/04 (5-242)
48.00	Jason Baker, vs Arizona 1/10/09 (4-192)
45.00	Brad Nortman, vs Denver 2/7/16 (7-315) (Super Bowl 50)

Highest Net Punting Average, Postseason (min 4 punts)

44.25	Jason Baker, 2008
37.71	Todd Sauerbrun, 2003
35.40	Brad Nortman, 2015

INSIDE THE ED

Most Punts Inside 20, Career

8	Brad Nortman, 6 games
7	Jason Baker, 4 games
5	Todd Sauerbrun, 2 games

Most Punts Inside 20, Postseason

7	Jason Baker, 2005
5	Todd Sauerbrun, 2003
4	Brad Nortman, 2014

Most Punts Inside 20, Game

3	Brad Nortman, vs Arizona 1/2/15
	Jason Baker, at Chicago 1/15/06
2	5x, most recently, Brad Nortman, vs Seattle 1/17/16

TOUCHBACKS

Most Touchbacks, Career

2	Brad Nortman, 6 games
	Jason Baker, 4 games
	Todd Sauerbrun, 4 games
1	Rohn Stark, 2 games

Most Touchbacks, Postseason

2	Jason Baker, 2005
	Todd Sauerbrun, 2003
1	Brad Nortman, 2015, 2014
	Rohn Stark, 1996

Most Touchbacks, Game

1	7x, most recently, Brad Nortman, vs Denver 2/7/16 (Super Bowl 50)
---	---

PUNT RETURNS

Most Punt Returns, Career

8	Ted Ginn, Jr., 4 games
7	Steve Smith, 9 games
3	Winslow Oliver, 2 games

Most Punt Returns, Postseason

6	Ted Ginn, Jr., 2015
4	Steve Smith, 2003
3	Steve Smith, 2005
	Winslow Oliver, 1996

Most Punt Returns, Game

3	Ted Ginn, Jr., vs Denver 2/7/16 (Super Bowl 50)
	Steve Smith, vs Dallas 1/3/04
2	Kaelin Clay, at New Orleans 1/7/18
	Ted Ginn, Jr., vs Arizona 1/24/16
	Ted Ginn, Jr., vs San Francisco 1/12/14
	Steve Smith, at Chicago 1/15/06
	Winslow Oliver, vs Dallas 1/5/97

PUNT RETURN YARDS

Most Punt Return Yards, Career

73	Steve Smith, 9 games
67	Ted Ginn, Jr., 4 games
21	Winslow Oliver, 2 games

Most Punt Return Yards, Postseason

58	Steve Smith, 2005
40	Ted Ginn, Jr., 2015
27	Ted Ginn, Jr., 2013

Most Punt Return Yards, Game

59	Steve Smith, at Seattle 1/22/06
38	Ted Ginn, Jr., vs Arizona 1/24/16
27	Ted Ginn, Jr., vs San Francisco 1/12/14

Longest Punt Return

59	Steve Smith, at Seattle 1/22/06 (TD)
32	Ted Ginn, Jr., vs Arizona 1/24/16
24	Ted Ginn, Jr., vs San Francisco 1/12/14

PUNT RETURN AVERAGE

Highest Punt Return Average, Career (min 3 att)

10.43	Steve Smith, 9 games (7-73)
8.38	Ted Ginn, Jr., 4 games (8-67)
7.00	Winslow Oliver, 2 games (3-21)

Highest Punt Return Average, Postseason (Qualifiers)

19.33	Steve Smith, 2005 (3-58)
7.00	Steve Smith, 2005 (3-58)
6.67	Ted Ginn, Jr., 2015 (6-40)

Highest Punt Return Average, Game (min 3 att)

4.33	Steve Smith, vs Dallas 1/3/04 (3-13)
------	--------------------------------------

TOUCHDOWNS

Most Punt Returns for Touchdown, Career

1	Steve Smith, 9 games
---	----------------------

Most Punt Returns for Touchdown, Postseason

1	Steve Smith, 2005
---	-------------------

Most Punt Returns for Touchdown, Game

1	Steve Smith, at Seattle 1/22/06 (59)
---	--------------------------------------

RECORDS: PLAYOFF INDIVIDUAL

KICKOFF RETURNS

Most Kickoff Returns, Career

16	Rod Smart, 7 games
9	Michael Bates, 2 games
8	Jamal Robertson, 3 games

Most Kickoff Returns, Postseason

12	Rod Smart, 2003
9	Michael Bates, 1996
8	Jamal Robertson, 2005

Most Kickoff Returns, Game

4	Mark Jones, vs Arizona 1/10/09
	Michael Bates, vs Dallas 1/5/97
	Rod Smart, at St. Louis 1/10/04
4	5x, most recently, Joe Webb vs Seattle 1/17/16
3	2x, most recently, Ted Ginn, Jr., vs San Francisco 1/12/14

KICKOFF RETURN YARDS

Most Kickoff Return Yards, Career

359	Rod Smart, 7 games
214	Michael Bates, 2 games
186	Jamal Robertson, 3 games

Most Kickoff Return Yards, Postseason

285	Rod Smart, 2003
214	Michael Bates, 1996
186	Jamal Robertson, 2005

Most Kickoff Return Yards, Game

155	Michael Bates, vs Dallas 1/5/97
151	Mark Jones, vs Arizona 1/10/09
123	Rod Smart, at St. Louis 1/10/04

Longest Kickoff Return

51	Michael Bates, vs Dallas 1/5/97
40	Rod Smart, at Philadelphia 1/18/04
39	Mark Jones, vs Arizona 1/10/09

KICKOFF RETURN AVERAGE

Highest Kickoff Return Average, Career (min 3 ret)

30.20	Mark Jones, 1 game (5-151)
23.78	Michael Bates, 2 games (9-214)
23.25	Jamal Robertson, 3 games (8-186)

Highest Kickoff Return Average, Postseason (Qualifiers)

30.20	Mark Jones, 2008 (5-151)
23.78	Michael Bates, 1996 (9-214)
23.75	Rod Smart, 2003 (12-285)

Highest Kickoff Return Average, Game (min 3 ret)

31.00	Michael Bates, vs Dallas 1/5/97 (5-155)
30.20	Mark Jones, vs Arizona 1/10/09 (5-151)
25.00	Jamal Robertson, at Chicago 1/15/06 (4-100)

COMBINED KICK RETURNS

Most Combined Kick Returns, Career

16	Rod Smart, 7 games (14-K)
11	Ted Ginn, Jr., 4 games (8-P, 3-K)
9	Michael Bates, 2 games (9-K)
	Steve Smith, 9 games (7-P, 2-K)

Most Combined Kick Returns, Postseason

12	Rob Smart, 2003 (12-K)
9	Michael Bates, 1996 (9-K)
8	Jamal Robertson, 2005 (8-K)

Most Combined Kick Returns, Game

6	Mark Jones, vs Arizona 1/10/09 (1-P, 5-K)
5	Ted Ginn, Jr., vs San Francisco 1/12/14 (2-P, 3-K)
	Rod Smart, at St. Louis 1/10/04 (5-K)
	Michael Bates, vs Dallas 1/5/97 (5-K)
4	6x, most recently, Joe Webb, vs Seattle 1/17/16 (4-K)

YARDS GAINED

Most Combined Kick Return Yards, Career

359	Rod Smart, 7 games (359-K)
214	Michael Bates, 2 games (214-K)
186	Jamal Robertson, 3 games (186-K)

Most Combined Kick Return Yards, Postseason

285	Rod Smart, 2003 (285-K)
214	Michael Bates, 1996 (214-K)
186	Michael Bates, 1996 (214-K)

Most Combined Kick Return Yards, Game

160	Mark Jones, vs Arizona 1/10/09 (9-P, 151-K)
155	Michael Bates, vs Dallas 1/5/97 (155-K)
123	Rod Smart, at St. Louis 1/10/04 (123-K)

TOUCHDOWNS

Most Combined Kick Returns for Touchdowns, Career

1	Steve Smith, 9 games (1-P)
---	----------------------------

Most Combined Kick Returns for Touchdowns, Postseason

1	Steve Smith, 2005 (1-P)
---	-------------------------

Most Combined Kick Returns for Touchdowns, Game

1	Steve Smith, at Seattle 1/22/06 (1-P)
---	---------------------------------------

FUMBLES

Most Fumbles, Career

6	Jake Delhomme, 8 games
5	Cam Newton, 6 games
2	DeShaun Foster, 6 games

Most Fumbles, Postseason

3	Cam Newton, 2014
	Jake Delhomme, 2005
2	Cam Newton, 2015
	Mike Tolbert, 2015
	Jake Delhomme, 2003
1	14x, most recently, Cameron Artis-Payne and Ted Ginn, Jr., 2015

Most Fumbles, Game

2	Cam Newton, vs Denver 2/7/16 (Super Bowl 50)
	Mike Tolbert, vs Denver 2/7/16 (Super Bowl 50)
	Cam Newton, at Seattle 1/10/15
	Jake Delhomme, at Chicago 1/15/06

OPPOSITIONS FUMBLES RECOVERED

Most Opponents Fumbles Recovered, Career

1	Tre Boston, 5 games
	Kory Ealy, 5 games
	Luke Kuechly, 6 games
	Kevin Reddick, 2 games
	Lamar Lathon, 2 games
	Mike Minter, 7 games
	Mike Rucker, 7 games
	Dante Wesley, 8 games

Most Opponents Fumbles Recovered, Postseason

1	Tre Boston, 2015
	Kory Ealy, 2015
	Luke Kuechly, 2015
	Kevin Reddick, 2014
	Mike Rucker, 2005
	Dante Wesley, 2005
	Mike Minter, 2003
	Lamar Lathon, 1996

Most Opponents Fumbles Recovered, Game

1	Tre Boston, vs Arizona 1/24/16
	Kory Ealy, vs Denver 2/7/16 (Super Bowl 50)
	Luke Kuechly, vs Arizona 1/24/16
	Kevin Reddick, vs Arizona 1/3/15
	Mike Rucker, at New York Giants 1/8/06
	Dante Wesley, at New York Giants 1/8/06
	Mike Minter, vs Dallas 1/3/04
	Lamar Lathon, at Green Bay 1/12/97

FORCED FUMBLES

Most Forced Fumbles, Career

2	Charles Johnson, 7 games
	Will Witherspoon, 7 games
1	Kurt Coleman, 4 games
	Kory Ealy, 5 games
	Kawann Short, 6 games
	Melvin White, 6 games
	Wes Horton, 2 games
	Jarrod Cooper, 3 games
	Brett Maxie, 2 games
	Mike Minter, 7 games
	Julius Peppers, 8 games

Most Forced Fumbles, Postseason

2	Charles Johnson, 2015
---	-----------------------

Most Forced Fumbles, Game

1	Kurt Coleman, at New Orleans 1/7/18
	Kory Ealy, vs Denver 2/7/16 (Super Bowl 50)
	Charles Johnson, vs Denver 2/7/16 (Super Bowl 50)
	Charles Johnson, vs Arizona 1/24/16
	Kawann Short, vs Arizona 1/24/16
	Wes Horton, at Seattle 1/10/15
	Melvin White, vs Arizona 1/3/15
	Julius Peppers, at Chicago 1/15/06
	Will Witherspoon, at New York Giants 1/8/06
	Jarrod Cooper, at Philadelphia 1/18/04
	Mike Minter, at Philadelphia 1/18/04
	Will Witherspoon, vs Dallas 1/3/04
	Brett Maxie, vs Dallas 1/5/97

TOUCHDOWNS

Most Fumble Returns for Touchdown, Career

1	Muhsin Muhammad, 7 games
---	--------------------------

Most Fumble Returns for Touchdown, Postseason

1	Muhsin Muhammad, 2003
---	-----------------------

Most Fumble Returns for Touchdown, Game

1	Muhsin Muhammad, at St. Louis 1/10/04
---	---------------------------------------

COMBINED NET YARDS

(VIA RUSHING, RECEIVING, INTERCEPTION RETURN, PUNT RETURN, KICKOFF RETURN, FUMBLE RETURN)

COMBINED ATTEMPTS

Most Combined Attempts, Career

110	Jonathan Stewart, 7 games
92	DeShaun Foster, 6 games
66	Stephen Davis, 4 games

Most Combined Attempts, Postseason

66	Stephen Davis, 2003
47	DeShaun Foster, 2003
45	DeShaun Foster, 2005

RECORDS: PLAYOFF INDIVIDUAL

Most Combined Attempts, Game

28	DeShaun Foster, at New York Giants 1/8/06
27	Stephen Davis, vs Dallas 1/3/04
	Anthony Johnson, vs Dallas 1/5/87
25	Jonathan Stewart, vs Arizona 1/3/15

YARDS GAINED

Most Combined Net Yards, Career

1,015	Steve Smith, 9 games
523	Jonathan Stewart, 7 games
443	DeShaun Foster, 6 games

Most Combined Net Yards, Postseason

467	Steve Smith, 2003
431	Steve Smith, 2005
366	Muhsin Muhammad, 2003

Most Combined Net Yards, Game

243	Steve Smith, at Chicago 1/15/06
170	Steve Smith, at St. Louis 1/10/04
160	Mark Jones, vs Arizona 1/10/09

TACKLES

Most Tackles, Career

76	Dan Morgan, 7 games
66	Thomas Davis, 11 games
66	Luke Kuechly, 7 games

Most Tackles, Postseason

57	Dan Morgan, 2003
43	Mike Minter, 2003
37	Will Witherspoon, 2003

Most Tackles, Game

25	Dan Morgan, vs New England 2/1/04 (Super Bowl XXXVIII)
18	Mike Minter, vs New England 2/1/04 (Super Bowl XXXVIII)
16	Will Witherspoon, vs New England 2/1/04 (Super Bowl XXXVIII)
15	Luke Kuechly, vs San Francisco 1/12/14

SACKS

Most Sacks, Career

5.0	Charles Johnson, 7 games
4.0	Kawann Short, 7 games
3.0	Kory Ealy, 5 games

Most Sacks, Postseason

3.0	Kory Ealy, 2015
	Charles Johnson, 2015
	Kawann Short, 2015
2.0	Charles Johnson, 2014
	Jordan Carstene, 2005
1.5	Brentson Buckner, 2003
	Al Wallace, 2003

Most Sacks, Game

3.0	Kory Ealy, vs Denver 2/7/16 (Super Bowl 50)
2.0	Charles Johnson, vs Arizona 1/3/15
1.5	Brentson Buckner, at Philadelphia 1/18/04

BLOCKED KICKS

Most Blocked Field Goals, Career

1	Shane Burton, 4 games
---	-----------------------

Most Blocked Field Goals, Season

1	Shane Burton, 2003
---	--------------------

Most Blocked Field Goals, Game

1	Shane Burton, vs New England 2/1/04 (Super Bowl XXXVIII)
---	--

RECORDS: PLAYOFF TEAM

ATTENDANCE

Largest Home Attendance, Postseason Game

74,294	vs Arizona 1/24/16
74,287	vs Seattle 1/17/16
73,784	vs San Francisco 1/12/14
Largest Road Attendance, Postseason Game	
79,378	New York Giants 1/8/06
73,186	New Orleans Saints 1/7/18
71,525	vs New England 2/1/04 (Super Bowl XXXVIII) (Super Bowl XXXVIII, Houston, Texas)

GAMES WON

Most Wins, Postseason

3	2003
2	2015, 2005
1	2014, 1996

SCORING

POINTS

Most Points, Postseason

103	2003 (4 games)
90	2015 (3 games)
66	2005 (3 games)

Fewest Points, Postseason

10	2013 (1 game)
13	2008 (1 game)
44	2014 (2 games)

Most Points, Game

49	vs Arizona 1/24/16
31	vs Seattle 1/17/16
29	at St. Louis 1/10/04
	vs Dallas 1/3/04
	vs New England 2/1/04 (Super Bowl XXXVIII)
	at Chicago 1/15/06

Fewest Points, Game

10	vs Denver 2/7/16 (Super Bowl 50)
	vs San Francisco 1/12/14
13	vs Arizona 1/10/09
	at Green Bay 1/12/97
14	at Seattle 1/22/06
	at New York Giants 1/8/06

Most Points, Both Teams, Game

64	Carolina (49) vs Arizona (15) 1/24/16
61	Carolina (29) vs New England (32) 2/1/04 (Super Bowl XXXVIII)
57	Carolina (26) vs New Orleans (31) 1/7/18

Fewest Points, Both Teams, Game

17	Carolina (14) at Philadelphia (3) 1/18/04
23	Carolina (23) at New York Giants (0) 1/8/06
30	Carolina (29) vs Dallas (10) 1/3/04

Most Points Overcome to Win Game

6	at St. Louis 1/10/04 (down 0-6, won 29-23)
4	vs Arizona 1/3/15 (down 10-14, won 21-16)
3	vs Dallas 1/5/97 (down 0-3, won 26-17)

Most Points, First Half

31	vs Seattle 1/17/16
24	vs Arizona 1/24/16
17	vs Dallas 1/5/97

Most Points, Second Half

25	vs Arizona 1/24/16
19	vs New England 2/1/04 (Super Bowl XXXVIII)
17	at New Orleans 1/7/18

Most Points, One Quarter

19	at New England 2/1/04 (4th) (Super Bowl XXXVIII)
17	vs Arizona 1/24/16 [1st]
	vs Seattle 1/17/16 [2nd]
15	vs Arizona 1/24/16 [4th]

Most Points, First Quarter

17	vs Arizona 1/24/16
14	vs Seattle 1/17/16
10	vs Arizona 1/3/15

Most Points, Second Quarter

17	vs Seattle 1/17/16
10	at Seattle 1/10/15
	vs San Francisco 1/12/14
	at New York Giants 1/8/06
	at New England 2/1/04 (Super Bowl XXXVIII)
	at St. Louis 1/10/04
	vs Dallas 1/3/04
	vs Dallas 1/5/97

Most Points, Third Quarter

14	vs Arizona 1/3/15
10	vs Arizona 1/24/16
7	at Chicago 1/15/06
	at New York Giants 1/8/06
	at Philadelphia 1/18/04
	vs Dallas 1/3/04

Most Points, Fourth Quarter

19	at New England 2/1/04 (Super Bowl XXXVIII)
15	vs Arizona 1/24/16
14	at New Orleans 1/7/18

Most Points, Overtime

6	at St. Louis 1/10/04
---	----------------------

TOUCHDOWNS

Most Touchdowns, Postseason

11	2015 (3 games)
	2003 (4 games)
7	2005 (3 games)
5	2014 (2 games)

Fewest Touchdowns, Postseason

1	2013 (1 game)
2	2017 (1 game)
	2008 (1 game)
3	1996 (2 games)

Most Touchdowns, Game

6	vs Arizona 1/24/16
4	vs Seattle 1/17/16
	vs New England 2/1/04 (Super Bowl XXXVIII)
3	vs Arizona 1/3/15
	at Chicago 1/15/06
	at St. Louis 1/10/04

Most Touchdowns, Both Teams, Game

8	Carolina (6) vs Arizona (2) 1/24/16
	Carolina (4) vs New England (4) 2/1/04 (Super Bowl XXXVIII)
7	Carolina (4) vs Seattle (3) 1/17/16
6	Carolina (2) at New Orleans (4) 1/7/18
	Carolina (2) at Seattle (4) 1/10/15
	Carolina (2) at Seattle (4) 1/22/06
	Carolina (3) at Chicago (3) 1/15/06

POINTS AFTER TOUCHDOWN

Most Points After Touchdown, Postseason

10	2015 (3 games)
8	2003 (4 games)
6	2005 (3 games)

Fewest Points After Touchdown, Postseason

1	2013 (1 game)
	2008 (1 game)
2	2017 (1 game)
3	1996 (2 games)

Most Points After Touchdown, Game

5	vs Arizona 1/24/16
4	vs Seattle 1/17/16
3	vs Arizona 1/3/15

Most Points After Touchdown, Both Teams, Game

7	Carolina (4) vs Seattle (3) 1/17/16
6	Carolina (2) at New Orleans (4) 1/7/18
	Carolina (5) vs Arizona (1) 1/24/16
	Carolina (2) at Seattle (4) 1/10/15
	Carolina (2) at Seattle (4) 1/22/06
	Carolina (2) vs New England (4) 2/1/04 (Super Bowl XXXVIII)

FIELD GOALS

Most Field Goal Attempts, Postseason

11	2003 (4 games)
6	2005 (3 games)
	1996 (2 games)
5	2017 (1 game)
	2015 (3 games)

Fewest Field Goal Attempts, Postseason

0	2008 (1 game)
1	2013 (1 game)
4	2014 (2 games)

Most Field Goal Attempts, Game

5	at New Orleans 1/7/18
	at St. Louis 1/10/04
	vs Dallas 1/3/04
4	vs Dallas 1/5/97
3	vs Arizona 1/3/15
	at Chicago 1/15/06
	at New York Giants 1/8/06

Most Field Goal Attempts, Both Teams, Game

11	Carolina (5) at St. Louis (6), 2 OT, 1/10/04
7	Carolina (4) vs Dallas (3) 1/5/97
6	Carolina (5) at New Orleans (1) 1/7/18
	Carolina (5) vs Dallas (1) 1/3/04
	Carolina (2) at Green Bay (4) 1/12/97

Most Field Goals, Postseason

9	2003 (4 games)
6	2005 (3 games)
	1996 (2 games)
4	2017 (1 game)
	2015 (3 games)

Fewest Field Goals, Postseason

0	2008 (1 game)
1	2013 (1 game)
3	2014 (2 games)

Most Field Goals, Game

5	vs Dallas 1/3/04
4	at New Orleans 1/7/18
	vs Dallas 1/5/97
3	at Chicago 1/15/06
	at New York Giants 1/8/06
	at St. Louis 1/10/04

RECORDS: PLAYOFF TEAM

Most Field Goals, Both Teams, Game

8	Carolina (3) at St. Louis (5) 1/10/04
7	Carolina (4) at Dallas (3) 1/5/97
6	Carolina (5) vs Dallas (1) 1/3/04

FIRST DOWNS

Most First Downs, Postseason

71	2003 (4 games)
61	2015 (3 games)
55	2005 (3 games)

Fewest First Downs, Postseason

16	2008 (1 game)
18	2013 (1 game)
24	2017 (1 game)

Most First Downs, Game

25	vs Arizona 1/3/15
24	at New Orleans 1/7/18
24	at St. Louis 1/10/04

Fewest First Downs, Game

11	at Seattle 1/22/06
12	at Green Bay 1/12/97
14	at Philadelphia 1/18/04

Most First Downs, Rushing, Postseason

27	2003 (4 games)
23	2015 (3 games)
21	2005 (3 games)

Fewest First Downs, Rushing, Postseason

4	2008 (1 game)
5	2017 (1 game)
7	2013 (1 game)

Most First Downs, Rushing, Game

13	at New York Giants 1/8/06
12	vs Arizona 1/3/15
10	at St. Louis 1/10/04

Fewest First Downs, Rushing, Game

1	at Green Bay 1/12/97
2	at Seattle 1/22/06
3	vs New England 2/1/04 (Super Bowl XXXVIII)

Most First Downs, Passing, Postseason

38	2003 (4 games)
33	2015 (3 games)
30	2005 (3 games)

Fewest First Downs, Passing, Postseason

9	2013 (1 game)
11	2008 (1 game)
18	1996 (2 games)

Most First Downs, Passing, Game

16	at New Orleans 1/7/18
14	at Seattle 1/10/15
14	at Chicago 1/15/06
12	vs Seattle 1/17/16
12	vs New England 2/1/04 (Super Bowl XXXVIII)
10	at St. Louis 1/10/04

Fewest First Downs, Passing, Game

5	at Philadelphia 1/18/04
7	at Seattle 1/22/06
7	vs Dallas 1/5/97
9	vs Arizona 1/3/15
9	vs San Francisco 1/12/14
9	at New York Giants 1/8/06
9	vs Dallas 1/3/04

Most First Downs, Penalty, Postseason

6	2003 (4 games)
5	2015 (3 games)
5	2014 (2 games)
4	2005 (3 games)

Fewest First Downs, Penalty, Postseason

1	2008 (1 game)
2	2013 (1 game)
3	2017 (1 game)
3	1996 (2 games)

Most First Downs, Penalty, Game

4	vs Arizona 1/3/15
3	at New Orleans 1/7/18
3	vs Denver 2/7/16 (Super Bowl 50)
3	vs Dallas 1/5/97
2	5x, most recently, vs Arizona 1/24/16

PLAYS

Most Plays, Postseason

242	2003 (4 games)
205	2015 (3 games)
185	2005 (3 games)

Fewest Plays, Postseason

51	2008 (1 game)
54	2013 (1 game)
71	2017 (1 game)

Most Plays, Game

75	vs Denver 2/7/16 (Super Bowl 50)
74	vs Arizona 1/3/15
71	at New Orleans 1/7/18
71	at New York Giants 1/8/06
71	at St. Louis 1/10/04

Fewest Plays, Game

49	at Seattle 1/22/06
51	vs Arizona 1/10/09
53	vs New England 2/1/04 (Super Bowl XXXVIII)
53	at Green Bay 1/12/97

Most Plays, Drive

15	at New Orleans 1/7/18 (MFG)
15	vs Seattle 1/17/16 (TD)
14	at Seattle 1/10/15 (TD)
14	at New York Giants 1/8/06 (FG)
13	at Seattle 1/10/15 (FG)
13	vs San Francisco 1/12/14 (Punt)
13	vs San Francisco 1/12/14 (FG)
13	at St. Louis 1/10/04 (FG)

NET YARDS

Most Net Yards, Postseason

1,508	2003 (4 games)
1,086	2015 (3 games)
981	2005 (3 games)

Fewest Net Yards, Postseason

269	2008 (1 game)
325	2013 (1 game)
413	2013 (1 game)

Most Net Yards, Game

485	at St. Louis 1/10/04
476	vs Arizona 1/24/16
434	at Chicago 1/15/06

Fewest Net Yards, Game

212	at Seattle 1/22/06
227	vs Dallas 1/5/97
251	at Green Bay 1/12/97

Most Net Yards, Drive

95	vs New England 2/1/04 (TD) (Super Bowl XXXVIII)
91	vs Seattle 1/17/16 (TD)
90	vs New England 2/1/04 (TD) (Super Bowl XXXVIII)

Highest Average Gain, Postseason

6.23	2003 (242-1,508)
6.02	2013 (34-325)
5.82	2017 (71-413)

Lowest Average Gain, Postseason

4.27	1996 (112-478)
5.27	2014 (142-748)
5.27	2008 (51-269)
5.30	2015 (205-1,086)
5.30	2005 (185-981)

RUSHING

RUSHING ATTEMPTS

Most Rushing Attempts, Postseason

131	2003 (4 games)
105	2015 (3 games)
88	2005 (3 games)

Fewest Rushing Attempts, Postseason

15	2008 (1 game)
24	2013 (1 game)
26	2017 (1 game)

Most Rushing Attempts, Game

45	at New York Giants 1/8/06
41	vs Arizona 1/3/15
41	at St. Louis 1/10/04
40	at Philadelphia 1/18/04

Fewest Rushing Attempts, Game

12	at Seattle 1/22/06
14	at Green Bay 1/12/97
15	vs Arizona 1/10/09

Most Rushing Attempts, Both Teams, Game

66	Carolina (40) at Philadelphia (26) 1/18/04
64	Carolina (41) at St. Louis (23) 1/10/04
63	Carolina (12) at Seattle (51) 1/22/06

Fewest Rushing Attempts, Both Teams, Game

51	Carolina (16) vs New England (35) 2/1/04 (SB XXXVIII)
52	Carolina (34) vs Dallas (18) 1/3/04
53	Carolina (37) vs Arizona (16) 1/24/16
53	Carolina (41) vs Seattle (12) 1/17/16

RUSHING YARDS

Most Rushing Yards, Postseason

570	2003 (4 games)
414	2015 (3 games)
382	2005 (3 games)

Fewest Rushing Yards, Postseason

75	2008 (1 game)
93	2013 (1 game)
107	2017 (1 game)

RECORDS: PLAYOFF TEAM

Most Rushing Yards, Game

223	at New York Giants 1/8/06
216	at St. Louis 1/10/04
188	vs Arizona 1/3/15

Fewest Rushing Yards, Game

36	at Seattle 1/22/06
45	at Green Bay 1/12/97
75	vs Arizona 1/10/09

Most Rushing Yards, Both Teams, Game

292	Carolina [155] at Philadelphia [137] 1/18/04
280	Carolina [216] vs St. Louis [64] 1/10/04
264	Carolina [223] at New York Giants [41] 1/8/06

Fewest Rushing Yards, Both Teams, Game

148	Carolina [107] at New Orleans [41] 1/7/18
179	Carolina [107] vs Dallas [72] 1/03/04
208	Carolina [118] vs Denver [90] 2/7/16 (Super Bowl 50)

AVERAGE RUSHING GAIN

Highest Average Gain, Rushing, Postseason

5.00	2008 [15-75]
4.51	2014 [71-320]
4.35	2003 [131-570]

Lowest Average Gain, Rushing, Postseason

3.37	1996 [51-172]
3.88	2013 [24-93]
3.94	2015 [105-414]

Highest Average Gain, Rushing, Game (min 15 att)

5.75	vs New England 2/1/04 [16-92] (Super Bowl XXXVIII)
5.27	at St. Louis 1/10/04 [41-216]
5.00	vs Arizona 1/10/09 [15-75]

Lowest Average Gain, Rushing, Game (min 15 att)

3.15	vs Dallas 1/3/04 [34-107]
3.43	vs Dallas 1/5/97 [37-127]
3.51	vs Seattle 1/17/16 [41-144]

RUSHING TOUCHDOWNS

Most Rushing Touchdowns, Postseason

6	2015 (3 games)
4	2003 (4 games)
1	2014 (2 games)
	2008 (1 game)
	2005 (3 games)

Fewest Rushing Touchdowns, Postseason

0	2017 (1 game)
	2013 (1 game)
	1996 (2 games)
1	2014 (2 games)
	2008 (1 game)
	2005 (3 games)

Most Rushing Touchdowns, Game

3	vs Arizona 1/24/16
2	vs Seattle 1/17/16
1	vs Arizona 1/3/15
	vs Arizona 1/10/09
	at New York Giants 1/8/06
	vs New England 2/1/04 (Super Bowl XXXVIII)
	at Philadelphia 1/18/04
	at St. Louis 1/10/04
	vs Dallas 1/3/04

PASSING

PASSING ATTEMPTS

Most Pass Attempts, Postseason

103	2003 (4 games)
91	2015 (3 games)
90	2005 (3 games)

Fewest Pass Attempts, Postseason

25	2013 (1 game)
34	2008 (1 game)
41	2017 (1 game)

Most Pass Attempts, Game

41	at New Orleans 1/7/18
	vs Denver 2/7/16 (Super Bowl 50)
37	at Green Bay 1/12/197
36	at Seattle 1/10/15

Fewest Pass Attempts, Game

14	at Philadelphia 1/18/04
22	vs Seattle 1/17/16
	at New York Giants 1/8/06
	vs Dallas 1/5/97
25	vs San Francisco 1/12/14

Most Pass Attempts, Both Teams, Game

81	Carolina [33] vs New England [48] 2/1/04 (Super Bowl XXXVIII)
74	Carolina [41] at New Orleans [33] 1/7/18
73	Carolina [33] at Chicago [41] 1/15/06
73	Carolina [27] at St. Louis [46] 1/10/04

Fewest Pass Attempts, Both Teams, Game

40	Carolina [22] at New York Giants [18] 1/8/06
50	Carolina [14] at Philadelphia [36] 1/18/04
55	Carolina [25] vs San Francisco [30] 1/12/14

COMPLETIONS

Most Completions, Postseason

59	2003 (4 games)
54	2005 (3 games)
53	2015 (3 games)

Fewest Completions, Postseason

16	2013 (1 game)
17	2008 (1 game)
24	2017 (1 game)

Most Completions, Game

24	at New Orleans 1/7/18
	at Chicago 1/15/06
23	at Seattle 1/10/15
19	vs Arizona 1/24/16
	at Green Bay 1/12/97

Fewest Completions, Game

9	at Philadelphia 1/18/04
12	vs Dallas 1/5/97
15	at Seattle 1/22/06
	at New York Giants 1/8/06

Most Completions, Both Teams, Game

48	Carolina [16] vs New England [32] 2/1/04 (Super Bowl XXXVIII)
47	Carolina [24] at New Orleans [23] 1/7/18
	Carolina [16] vs Seattle [31] 1/17/16
43	Carolina [16] at St. Louis [27] 1/10/04

Fewest Completions, Both Teams, Game

25	Carolina [15] at New York Giants [10] 1/8/06
26	Carolina [9] at Philadelphia [17] 1/18/04
30	Carolina [12] vs Dallas [18] 1/5/97

NET YARDS PASSING

Most Net Yards, Passing, Postseason

938	2003 (4 games)
672	2015 (3 games)
599	2005 (3 games)

Fewest Net Yards, Passing, Postseason

194	2008 (1 game)
232	2013 (1 game)
306	2017 (1 game)
	1996 (2 games)

Most Net Yards, Passing, Game

324	vs Arizona 1/24/16
311	at Chicago 1/15/06
306	at New Orleans 1/7/18

Fewest Net Yards, Passing, Game

100	vs Dallas 1/5/97
101	at Philadelphia 1/18/04
112	at New York Giants 1/8/06

Most Net Yards, Passing, Both Teams, Game

763	Carolina [476] vs Arizona [287] 1/24/16
698	Carolina [295] vs Seattle [403] 1/17/16
675	Carolina [306] at New Orleans [369] 1/7/18

Fewest Net Yards, Passing, Both Teams, Game

203	Carolina [112] at New York Giants [91] 1/8/06
248	Carolina [100] vs Dallas [148] 1/5/97
249	Carolina [198] vs Arizona [51] 1/3/15

TIMES SACKED

Most Times Sacked, Postseason

9	2015 (3 games)
8	2003 (4 games)
7	2005 (3 games)

Fewest Times Sacked, Postseason

2	2008 (1 game)
	1996 (2 games)
3	2014 (2 games)
4	2017 (1 game)

Most Times Sacked, Game

7	vs Denver 2/7/16 (Super Bowl 50)
5	vs San Francisco 1/12/14
4	at New Orleans 1/7/18
	at New York Giants 1/8/06
	vs New England 2/1/04 (Super Bowl XXXVIII)

COMPLETION PERCENTAGE

Highest Completion Percentage, Postseason

64.00	2013 [25-16] (1 game)
60.29	2014 [68-41] (2 games)
50.00	2017 [40-24] (1 game)
	2005 [90-54] (3 games)

Lowest Completion Percentage, Postseason

50.00	2008 [34-17] (1 game)
52.54	1996 [59-31] (2 games)
57.28	2003 [103-59] (4 games)

TOUCHDOWN PASSES

Most Touchdown Passes, Postseason

6	2003 (4 games)
5	2005 (3 games)
4	2014 (2 games)

RECORDS: PLAYOFF TEAM

Fewest Touchdown Passes, Postseason

1	2013 (1 game)
	2008 (1 game)
2	2017 (1 game)
3	2015 (3 games)
	1996 (2 games)

Most Touchdown Passes, Game

3	at Chicago 1/15/06
	vs New England 2/1/04 (Super Bowl XXXVIII)
2	5x, most recently, at New Orleans 1/7/18
1	9x, most recently, vs Seattle 1/17/16

Most Touchdown Passes, Both Teams, Game

6	Carolina (3) vs New England (3) 2/1/04 (Super Bowl XXXVIII)
5	Carolina (2) at Seattle (3) 1/10/15
4	Carolina (2) at New Orleans (2) 1/7/18
	Carolina (1) vs Seattle (3) 1/17/16
	Carolina (3) at Chicago (1) 1/15/06

PASSES HAD INTERCEPTED

Most Passes Had Intercepted, Postseason

5	2008 (1 game)
4	2005 (3 games)
3	2014 (2 games)
	1996 (2 games)

Fewest Passes Had Intercepted, Postseason

0	2017 (1 game)
1	2003 (4 games)
2	2015 (3 games)
	2013 (2 games)

Most Passes Had Intercepted, Game

5	vs Arizona 1/10/09
3	at Seattle 1/22/06
2	at Seattle 1/10/15
	vs San Francisco 1/12/14
	at Green Bay 1/12/97

Most Passes Had Intercepted, Both Teams, Game

6	Carolina (5) vs Arizona (1) 1/10/09
5	Carolina (1) vs Arizona (4) 1/24/16
4	Carolina (1) vs Dallas (3) 1/5/97
	Carolina (0) at Philadelphia (4) 1/18/04
	Carolina (1) at St. Louis (3) 1/10/04

PUNTING

Most Punts, Postseason

22	2003 (4 games)
16	2005 (3 games)
15	2015 (3 games)

Fewest Punts, Season

2	2013 (1 game)
4	2008 (1 game)
6	1996 (2 games)

Most Punts, Game

8	at Philadelphia 1/18/04
7	vs Denver 2/7/16 (Super Bowl 50)
	at Seattle 1/22/06
	vs New England 2/1/04 (Super Bowl XXXVIII)
5	4x, most recently, vs Seattle 1/17/16

Fewest Punts, Game

1	vs Dallas 1/5/97
2	vs San Francisco 1/12/14
	at St. Louis 1/10/04
3	at New Orleans 1/7/18
	vs Arizona 1/24/16

PUNTING YARDS

Most Punting Yards, Postseason

931	2003
622	2015
600	2005

Fewest Punting Yards, Postseason

84	2013
192	2008
219	1996

Most Punting Yards, Game

315	vs Denver 2/7/16 (Super Bowl 50)
310	vs New England 2/1/04 (Super Bowl XXXVIII)
306	at Philadelphia 1/18/04

Fewest Punting Yards, Game

39	vs Dallas 1/5/97
73	at St. Louis 1/10/04
84	vs San Francisco 1/12/14

AVERAGE GROSS PUNTING YARDAGE

Highest Punting Average, Postseason

48.33	2017 (3-145)
48.00	2008 (4-192)
42.32	2003 (22-931)

Lowest Punting Average, Postseason

36.50	1996 (6-219)
37.50	2005 (16-600)
38.25	2014 (8-306)

INSIDE THE ED

Most Punts Inside the Opponents 20 Yard Line, Postseason

7	2005 (3 games)
6	2003 (4 games)
4	2014 (2 games)

Fewest Punts Inside the Opponents 20 Yard Line, Postseason

0	2008 (1 game)
1	2017 (1 game)
	2013 (1 game)
2	1996 (2 games)

Most Punts Inside the Opponents 20 Yard Line, Game

3	vs Arizona 1/3/15
	at Chicago 1/15/06
	at Philadelphia 1/18/04
2	vs Seattle 1/17/16
	at Seattle 1/22/06
	at New York Giants 1/8/06
	at St. Louis 1/10/04
1	5x, most recently, vs Denver 2/7/16 (Super Bowl 50)

PUNT RETURNS

Most Punt Returns, Postseason

6	2015 (3 games)
4	2003 (4 games)
3	2005 (3 games)
	1996 (2 games)

Fewest Punt Returns, Postseason

1	2014 (2 games)
	2008 (1 game)
2	2017 (1 game)
	2013 (1 game)
3	2005 (3 games)
	1996 (2 games)

Most Punt Returns, Game

3	vs Denver 2/7/16 (Super Bowl 50)
	vs Dallas 1/3/04
2	at New Orleans 1/7/18
	vs Arizona 1/24/16
	vs San Francisco 1/12/14
	at Chicago 1/15/06
	vs Dallas 1/5/97

Fewest Punt Returns, Game

0	4x, most recently, at Seattle 1/10/15
1	5x, most recently, vs Seattle 1/17/16

FAIR CATCHES

Most Fair Catches, Postseason

9	2014 (2 games)
5	2015 (3 games)
4	2003 (4 games)

Fewest Fair Catches, Postseason

0	2013 (1 game)
	2005 (3 games)
1	1996 (2 games)

Most Fair Catches, Game

5	vs Arizona 1/3/15
4	at Seattle 1/10/15
2	vs Denver 2/7/16 (Super Bowl 50)
	vs Arizona 1/24/16
	vs Arizona 1/10/09

PUNT RETURN YARDS

Most Punt Return Yards, Postseason

58	2005 (3 games)
40	2015 (3 games)
27	2013 (1 game)

Fewest Punt Return Yards, Postseason

0	2014 (2 games)
9	2008 (1 game)
11	2017 (1 game)

Most Punt Return Yards, Game

59	at Seattle 1/22/06
38	vs Arizona 1/24/16
27	vs San Francisco 1/12/14

Fewest Punt Return Yards, Game

-1	at Chicago 1/15/06
0	6x, most recently, vs Seattle 1/17/16
2	vs New England 2/1/04 (Super Bowl XXXVIII)

PUNT RETURN AVERAGE

Highest Punt Return Average, Postseason

19.33	2005 (3-58)
13.50	2013 (2-27)
9.00	2008 (1-9)

Lowest Punt Return Average, Postseason

0.00	2014 (1-0)
3.75	2003 (4-15)
5.50	2017 (2-11)

TOUCHDOWNS RETURNING PUNTS

Most Touchdowns, Punt Returns, Postseason

1	2005 (3 games)
---	----------------

Most Touchdowns, Punt Returns, Game

1	at Seattle 1/22/06
---	--------------------

RECORDS: PLAYOFF TEAM

KICKOFF RETURNS

Most Kickoff Returns, Postseason

17	2003 (4 games)
12	2005 (3 games)
	1996 (2 games)
7	2008 (1 game)

Fewest Kickoff Returns, Postseason

0	2017 (1 game)
4	2014 (2 games)
	2013 (1 game)
7	2015 (3 games)
	2008 (1 game)

Most Kickoff Returns, Game

7	vs Arizona 1/10/09 at Seattle 1/22/06 at Green Bay 1/12/97
6	vs New England 2/1/04 (Super Bowl XXXVIII) at St. Louis 1/10/04
5	vs Dallas 1/5/97

Fewest Kickoff Returns, Game

0	at New Orleans 1/7/18
1	vs Arizona 1/24/16 vs Arizona 1/3/15 at New York Giants 1/8/06
2	vs Denver 2/7/16 (Super Bowl 50) at Philadelphia 1/18/04

KICKOFF RETURN YARDS

Most Kickoff Return Yards, Postseason

374	2003 (4 games)
260	2005 (3 games)
241	1996 (2 games)

Fewest Kickoff Return Yards, Postseason

0	2017 (1 game)
78	2017 (1 game)
86	2014 (2 games)

Most Kickoff Return Yards, Game

155	vs Arizona 1/10/09 vs Dallas 1/5/97
143	at Seattle 1/22/06
142	at St. Louis 1/10/04

Fewest Kickoff Return Yards, Game

0	at New Orleans 1/7/18
17	at New York Giants 1/8/06
19	vs Arizona 1/24/16
20	vs Arizona 1/3/15

KICKOFF RETURN AVERAGE

Highest Kickoff Return Average, Postseason

22.14	2008 (7-155)
22.00	2003 (17-374)
21.67	2005 (12-260)

Lowest Kickoff Return Average, Postseason

0.00	2017 (0-0)
17.14	2015 (7-120)
19.50	2013 (4-78)

FUMBLES

Most Fumbles, Postseason

6	2015 (3 games)
	2014 (2 games)
5	2005 (3 games)
4	2003 (4 games)
	1996 (2 games)

Fewest Fumbles, Postseason

0	2013 (1 game)
1	2017 (1 game)
	2008 (1 game)
4	2003 (4 games)
	1996 (2 games)

Most Fumbles, Game

4	vs Denver 2/7/16 (Super Bowl 50)
3	at Seattle 1/10/15 vs Arizona 1/3/15 at Chicago 1/15/06
2	vs Seattle 1/17/16 vs Dallas 1/5/97 at Green Bay 1/12/97

Fewest Fumbles, Game

0	vs Arizona 1/24/16 vs San Francisco 1/12/14
---	--

FUMBLES LOST

Most Fumbles Lost, Postseason

3	2015 (3 games)
	2014 (2 games)
2	1996 (2 games)
1	2008 (1 game)
	2005 (3 games)
	2003 (4 games)

Fewest Fumbles Lost, Postseason

0	2017 (1 game)
	2013 (1 game)
1	2008 (1 game)
	2005 (3 games)
	2003 (4 games)

Most Fumbles Lost, Game

3	vs Denver 2/7/16 (Super Bowl 50)
2	vs Arizona 1/3/15
1	at Seattle 1/10/15 vs Arizona 1/10/09 at Seattle 1/22/06 vs New England 2/1/04 (Super Bowl XXXVIII) at Green Bay 1/12/97 vs Dallas 1/5/97

FUMBLES RECOVERED

Most Fumbles Recovered, Own and Opponents, Postseason

7	2015 (3 own, 4 opp)
6	2005 (4 own, 2 opp)
4	2003 (3 own, 1 opp)

Fewest Fumbles Recovered, Own and Opponents, Postseason

0	2017 (0 own, 0 opp)
	2013 (0 own, 0 opp)
	2008 (0 own, 0 opp)
2	2014 (1 own, 1 opp)
3	1996 (2 own, 1 opp)

Most Fumbles Recovered, Own and Opponents, Game

3	vs Arizona 1/24/16 (0 own, 3 opp) at Chicago 1/15/06 (3 own, 0 opp) at New York Giants 1/8/06 (1 own, 2 opp)
2	vs Seattle 1/17/16 (2 own, 0 opp) vs Arizona 1/3/15 (3 own, 1 opp) vs Dallas 1/2/04 (1 own, 1 opp) at Green Bay 1/12/97 (1 own, 1 opp) at Philadelphia 1/18/04 (1 own)
1	at St. Louis 1/10/04 (1 own) vs Dallas 1/5/97 (1 own)

Most Own Fumbles Recovered, Postseason

4	2005 (3 games)
3	2015 (3 games)
	2003 (4 games)
2	1996 (2 games)

Fewest Own Fumbles Recovered, Postseason

0	2017 (1 game)
	2013 (1 game)
	2008 (1 game)
1	2014 (2 games)
2	1996 (2 games)

Most Opponents Fumbles Recovered, Postseason

4	2015 (3 games)
2	2005 (3 games)
1	2014 (2 games)
	2003 (4 games)
	1996 (2 games)

Fewest Opponents Fumbles Recovered, Postseason

0	2017 (1 game)
	2013 (1 game)
	2008 (1 game)
1	2014 (2 games)
	2003 (4 games)
	1996 (2 games)

Most Own Fumbles Recovered, Game

3	at Chicago 1/15/06
2	vs Seattle 1/17/16 at Seattle 1/10/15
1	9x, last vs Denver 2/7/16 (Super Bowl 50)

Most Opponents Fumbles Recovered, Game

3	vs Arizona 1/24/16
2	at New York Giants 1/8/06
1	vs Denver 2/7/16 (Super Bowl 50) vs Arizona 1/3/15 vs Dallas 1/3/04 at Green Bay 1/12/97

TOUCHDOWNS

Most Touchdowns, Fumbles Recovered, Own and Opponents, Postseason

1	2003 (1 own)
---	--------------

Most Touchdowns, Fumbles Recovered, Own and Opponents, Game

1	at St. Louis 1/10/04 (1 own)
---	------------------------------

TURNOVERS

(NUMBER OF TIMES LOSING THE BALL ON INTERCEPTIONS AND FUMBLES)

Most Turnovers, Postseason

6	2014 (3 ints, 3 fums)
	2008 (5 ints, 1 fum)
5	2015 (2 ints, 3 fums)
	2005 (4 ints, 1 fum)
	1996 (3 ints, 2 fums)
2	2013 (2 ints)
	2003 (1 int, 1 fum)

RECORDS: PLAYOFF TEAM

Fewest Turnovers, Postseason

0	2017 (0 ints, 0 fum)
2	2013 (2 ints)
	2003 (1 int, 1 fum)

Most Turnovers, Game

6	vs Arizona 1/10/09 (5 ints, 1 fum)
4	vs Denver 2/7/16 (1 int, 3 fum) [Super Bowl 50] at Seattle 1/22/06 (3 ints, 1 fum) at Seattle 1/10/15 (2 ints, 1 fum) vs Arizona 1/3/15 (1 int, 2 fum) at Green Bay 1/12/97 (2 ints, 1 fum)

Most Turnovers, Both Teams, Game

8	Carolina (1) vs Arizona (7) 1/24/16
7	Carolina (5) vs Arizona (1) 1/10/09
6	Carolina (3) vs Arizona (3) 1/3/15
5	Carolina (4) vs Denver (1) 2/7/16 (Super Bowl 50) Carolina (0) at New York Giants (5) 1/08/06 Carolina (3) at Green Bay (2) 1/12/97 Carolina (2) vs Dallas (3) 1/05/97

Fewest Turnovers, Both Teams, Game

0	Carolina (0) at New Orleans (0) 1/7/18
2	Carolina (0) vs Seattle (2) 1/17/16 Carolina (2) vs San Francisco (0) 1/12/14 Carolina (1) vs New England (1) 2/01/04 (Super Bowl XXXVIII) Carolina (1) at Chicago (1) 1/15/06 Carolina (0) vs Dallas (2) 1/03/04

PENALTIES

Fewest Penalties, Postseason

2	2017 (1 game)
6	2008 (1 game)
8	2013 (1 game)

Most Penalties, Postseason

30	2003 (4 games)
21	2005 (3 games)
20	2015 (3 games)

Fewest Penalties, Game

0	vs Dallas 1/3/04
2	at New Orleans 1/7/18
3	vs Seattle 1/17/16

Most Penalties, Game

13	at St. Louis 1/10/04
12	vs Denver 2/7/16 (Super Bowl 50) vs New England 2/1/04 (Super Bowl XXXVIII) at Chicago 1/15/06
9	

Fewest Penalties, Both Teams, Game

2	Carolina (0) vs Dallas (2) 1/3/04
6	Carolina (3) vs Seattle (3) 1/17/16
9	Carolina (2) at New Orleans (7) 1/18/18 Carolina (5) at Philadelphia (4) 1/18/04 Carolina (7) at New York Giants (2) 1/8/06 Carolina (4) at Green Bay (5) 1/12/97

Most Penalties, Both Teams, Game

20	Carolina (12) vs New England (8) 2/1/04 (Super Bowl XXXVIII)
18	Carolina (12) vs Denver (6) 2/7/16 (Super Bowl 50) Carolina (13) at St. Louis (5) 1/10/04 Carolina (8) vs Arizona (7) 1/3/15

YARDS PENALIZED

Fewest Yards Penalized, Postseason

18	2017 (1 game)
40	2008 (1 game)
63	1996 (2 games)

Most Yards Penalized, Postseason

200	2003 (4 games)
172	2015 (3 games)
159	2005 (3 games)

Fewest Yards Penalized, Game

0	vs Dallas 1/3/04
18	at New Orleans 1/7/18
25	vs Seattle 1/17/16 at Green Bay 1/12/97

Most Yards Penalized, Game

102	vs Denver 2/7/16 (Super Bowl 50)
92	at St. Louis 1/10/04
80	vs Arizona 1/3/15

Fewest Yards Penalized, Both Teams, Game

11	Carolina (0) vs Dallas (1) 1/3/04
45	Carolina (25) vs Seattle (20) 1/17/16
67	Carolina (52) at New York Giants (15) 1/8/06

Most Yards Penalized, Both Teams, Game

153	Carolina (102) vs Denver (51) 2/7/16 (Super Bowl 50)
133	Carolina (73) vs New England (60) 2/1/04 (Super Bowl XXXVIII)
125	Carolina (92) at St. Louis (33) 1/10/04

TIME OF POSSESSION

Highest Average Time of Possession, Postseason

35:35	2014 (2 games)
35:01	2015 (3 games)
33:49	2017 (1 game)

Lowest Average Time of Possession, Postseason

20:11	2008 (1 game)
25:40	1996 (2 games)
29:48	2003 (4 games)

Highest Time of Possession, Game

42:45	at New York Giants 1/8/06
41:06	at St. Louis 1/10/04 (2 OT)
37:06	vs Arizona 1/3/15

Lowest Time of Possession, Game

18:09	at Seattle 1/22/06
20:11	vs Arizona 1/10/09
21:02	vs New England 2/1/04 (Super Bowl XXXVIII)

Highest Time of Possession, Drive

8:59	vs San Francisco 1/12/14 (13-73-FG)
8:55	at New York Giants 1/8/06 (14-55-FG)
8:44	vs Seattle 1/17/16 (15-91-TO)

Highest Time of Possession, Scoring Drive

8:59	vs San Francisco 1/12/14 (13-73-FG)
8:55	at New York Giants 1/8/06 (14-55-FG)
8:44	vs Seattle 1/17/16 (15-91-TO)

Lowest Time of Possession, Scoring Touchdown

0:06	at New York Giants 1/8/06 (1-12)
0:07	vs San Francisco 01/12/14 (1-31)
0:14	vs Arizona 1/3/15 (1-39)

RECORDS: PLAYOFF DEFENSE

SCORING

Fewest Points Allowed, Postseason	
23	2013 (1 game)
31	2017 (1 game)
33	2008 (1 game)
Most Points Allowed, Postseason	
68	2003 (4 games)
63	2015 (3 games)
55	2005 (3 games)
Fewest Points Allowed, Game	
0	at New York Giants 1/8/06
3	at Philadelphia 1/18/04
10	vs Dallas 1/3/04
Most Points Allowed, Game	
34	at Seattle 1/22/06
33	vs Arizona 1/10/09
32	vs New England 2/1/04 (Super Bowl XXXVIII)
Fewest Touchdowns Allowed, Postseason	
2	2013 (1 game)
3	2008 (1 game)
Most Touchdowns Allowed, Postseason	
7	2015 (3 games)
	2005 (3 games)
6	2014 (2 games)
	2003 (4 games)
4	2017 (1 game)
	1996 (2 games)
Fewest Touchdowns Allowed, Game	
0	at New York Giants 1/8/06
	at Philadelphia 1/18/04
1	at St. Louis 1/10/04
	vs Dallas 1/3/04
	vs Dallas 1/5/97
2	4x, most recently, vs Denver 2/7/16 (Super Bowl 50)
Most Touchdowns Allowed, Game	
4	at New Orleans 1/7/18
	at Seattle 1/10/15
	at Seattle 1/22/06
	vs New England 2/1/04 (Super Bowl XXXVIII)
3	4x, most recently, vs Seattle 1/17/16
2	4x, most recently, vs Denver 2/7/16 (Super Bowl 50)

FIRST DOWNS

Fewest First Downs Allowed, Postseason	
21	2017 (1 game)
	2008 (1 game)
	2013 (1 game)
24	2014 (2 games)
43	1996 (2 games)
Most First Downs Allowed, Postseason	
80	2003 (4 games)
59	2005 (3 games)
55	2015 (3 games)
Fewest First Downs Allowed, Game	
8	vs Arizona 1/3/15
9	at New York Giants 1/8/06
10	vs Dallas 1/3/04
Most First Downs Allowed, Game	
29	vs New England 2/1/04 (Super Bowl XXXVIII)
27	at Seattle 1/22/06
23	vs Seattle 1/17/16
	at Chicago 1/15/06
	at St. Louis 1/10/04
Fewest First Downs Allowed, Rushing, Postseason	
3	2017 (1 game)
5	2013 (1 game)
7	2014 (2 games)
Most First Downs Allowed, Rushing, Postseason	
22	2003 (4 games)
20	2005 (3 games)
15	1996 (2 games)
Fewest First Downs Allowed, Rushing, Game	
1	at New York Giants 1/8/06
2	vs Arizona 1/3/15
3	at New Orleans 1/7/18
	vs Dallas 1/3/04
Most First Downs Allowed, Rushing, Game	
13	at Seattle 1/22/06
10	at Green Bay 1/12/97
8	vs Arizona 1/10/09
	at Philadelphia 1/18/04
Fewest First Downs Allowed, Passing, Postseason	
10	2008 (1 game)
11	2013 (1 game)
15	2014 (2 games)
Most First Downs Allowed, Passing, Postseason	
50	2003 (4 games)
37	2015 (3 games)
28	2005 (3 games)

Fewest First Downs Allowed, Passing, Game	
5	vs Denver 2/7/16 (Super Bowl 50)
	vs Arizona 1/3/15
6	at New York Giants 1/8/06
7	at Philadelphia 1/18/04
	vs Dallas 1/3/04
Most First Downs Allowed, Passing, Game	
19	vs New England 2/1/04 (Super Bowl XXXVIII)
18	vs Seattle 1/17/16
17	at New Orleans 1/7/18
	at St. Louis 1/10/04
Fewest First Downs Allowed, Penalty, Postseason	
1	2017 (1 game)
2	2014 (2 games)
3	2008 (1 game)
Most First Downs Allowed, Penalty, Postseason	
11	2005 (3 games)
8	2003 (4 games)
5	2013 (1 game)
Most First Downs Allowed, Penalty, Game	
6	at Chicago 1/15/06
5	vs San Francisco 1/12/14
4	vs Dallas 1/5/97

OFFENSIVE PLAYS

Fewest Plays Allowed, Postseason	
56	2017 (1 game)
65	2013 (1 game)
76	2008 (1 game)
Most Plays Allowed, Postseason	
278	2003 (4 games)
185	2005 (3 games)
181	2015 (3 games)
Fewest Plays Allowed, Game	
35	at New York Giants 1/8/06
47	vs Arizona 1/3/15
52	at Seattle 1/10/15
Most Plays Allowed, Game	
83	at New England 2/1/04 (Super Bowl XXXVIII)
81	at Seattle 1/22/06
76	vs Arizona 1/10/09
Fewest Rushing Plays Allowed, Postseason	
22	2017 (1 game)
34	2013 (1 game)
43	2014 (2 games)
	2008 (1 game)
Most Rushing Plays Allowed, Postseason	
102	2003 (4 games)
91	2005 (3 games)
69	1996 (2 games)
Fewest Rushing Plays Allowed, Game	
12	vs Seattle 1/17/16
13	at New York Giants 1/8/06
15	vs Arizona 1/3/15
Most Rushing Plays Allowed, Game	
51	at Seattle 1/22/06
45	at Green Bay 1/12/97
43	vs Arizona 1/10/09
Fewest Passing Attempts Allowed, Postseason	
30	2013 (1 game)
32	2008 (1 game)
33	2017 (1 game)
Most Passing Attempts Allowed, Postseason	
166	2003 (4 games)
112	2015 (3 games)
87	2005 (3 games)
Fewest Passing Attempts Allowed, Game	
18	at New York Giants 1/8/06
22	at Seattle 1/10/15
23	vs Denver 2/7/16 (Super Bowl 50)
Most Passing Attempts Allowed, Game	
48	vs Seattle 1/17/16
	at New England 2/1/04 (Super Bowl XXXVIII)
46	at St. Louis 1/10/04 (OT)
41	vs Arizona 1/24/16
	at Chicago 1/15/06
Most Plays Allowed, Drive	
15	at St. Louis 1/10/04 (TD)
	at Green Bay 1/12/97 (TD)
14	3x, most recently, at New England 2/1/04 (MFG) (Super Bowl XXXVIII)
13	3x, most recently, vs San Francisco 1/12/14 (FG)

NET YARDS ALLOWED

Fewest Net Yards Allowed, Postseason	
315	2013 (1 game)
360	2008 (1 game)
410	2017 (1 game)
Most Net Yards Allowed, Postseason	
1,354	2003 (4 games)
884	2015 (3 games)
807	2005 (3 games)

RECORDS: PLAYOFF DEFENSE

Fewest Net Yards Allowed, Game

78	vs Arizona 1/3/15
132	at New York Giants 1/8/06
194	vs Denver 2/7/16 [Super Bowl 50]

Most Net Yards Allowed, Game

481	at New England 2/1/04 [Super Bowl XXXVIII]
479	at Green Bay 1/12/97
410	at New Orleans 1/7/18

Most Net Yards Allowed, Drive

81	at Philadelphia 1/18/04 [INT] at St. Louis 1/10/04 [FG]
80	at New Orleans 1/7/18 [TD] vs Arizona 1/24/16 [TD] vs San Francisco 1/12/14 [TD]
78	at New England 2/1/04 [TD] [Super Bowl XXXVIII] at Dallas 1/5/97 [FG]

RUSHING

Fewest Rushing Yards Allowed, Postseason

41	2017 (1 game)
126	2013 (1 game)
127	2014 (2 games)

Most Rushing Yards Allowed, Postseason

400	2003 (4 games)
328	2005 (3 games)
297	1996 (2 games)

Fewest Rushing Yards Allowed, Game

27	vs Arizona 1/3/15
41	at New Orleans 1/7/18 at New York Giants 1/8/06
60	vs Arizona 1/24/16

Most Rushing Yards Allowed, Game

201	at Green Bay 1/12/97
190	at Seattle 1/22/06
145	vs Arizona 1/10/09

Lowest Average Rushing Gain Allowed, Postseason

1.86	2017 [22-41, 1 game]
2.95	2014 [43-127, 2 games]
3.37	2008 [43-145, 1 game]

Highest Average Rushing Gain Allowed, Postseason

4.30	1996 [69-297, 2 games]
4.07	2015 [91-328, 3 games]
3.92	2003 [102-400, 4 games]

Lowest Average Rushing Gain Allowed, Game (min 15 att)

1.80	vs Arizona 1/3/15 [15-27]
1.86	at New Orleans 1/7/18 [22-41]
2.78	at St. Louis 1/10/04 [23-64] [OT]

Highest Average Rushing Gain Allowed, Game (min 15 att)

6.50	vs Seattle 1/17/16 [12-78]
5.27	at Philadelphia 1/18/04 [26-137]
4.47	at Green Bay 1/12/97 [45-201]

Fewest Rushing Touchdowns Allowed, Postseason

1	2014 (2 games) 2013 (1 game) 2008 (1 game) 1996 (2 games)
2	2017 (1 game) 2015 (3 games)
3	2003 (4 games)

Most Rushing Touchdowns Allowed, Postseason

4	2005 (3 games)
3	2003 (4 games)
2	2015 (3 games)

Most Rushing Touchdowns Allowed, Game

2	at New Orleans 1/7/18 at Seattle 1/22/06 at Chicago 1/15/06
1	9x, most recently, vs Denver 2/7/16 [Super Bowl 50]
0	5x, most recently, vs Seattle 1/17/16

PASSING

Fewest Net Passing Yards Allowed, Postseason

189	2013 (1 game)
215	2008 (1 game)
299	2014 (2 games)

Most Net Passing Yards Allowed, Postseason

954	2003 (4 games)
656	2015 (3 games)
479	2005 (3 games)

Fewest Net Passing Yards Allowed, Game

51	vs Arizona 1/3/15
91	at New York Giants 1/8/06
104	vs Denver 2/7/16 [Super Bowl 50]

Most Net Passing Yards Allowed, Game

354	at New Orleans 1/7/18
354	at New England 2/1/04 [Super Bowl XXXVIII]
325	vs Seattle 1/17/16

Fewest Touchdown Passes Allowed, Postseason

1	2013 (1 game)
2	2017 (1 game) 2008 (1 game)

Most Touchdowns Passes Allowed, Postseason

4	2015 (3 games) 2014 (2 games) 2005 (3 games)
3	2003 (4 games) 1996 (2 games)

Most Touchdown Passes Allowed, Game

3	vs Seattle 1/17/16 at Seattle 1/10/15 at New England 2/1/04 [Super Bowl XXXVIII]
2	at New Orleans 1/7/18 vs Arizona 1/10/09 at Seattle 1/22/06 at Green Bay 1/12/97
1	5 times, most recently, vs Arizona 1/24/16

SACKS

Most Sacks, Postseason

13	2015 (3 games)
10	2003 (4 games)
7	2005 (3 games)

Fewest Sacks, Postseason

1	2017 (1 game) 2013 (1 game) 2008 (1 game)
2	1996 (2 games) 2014 (2 games)

Most Sacks, Game

5	vs Denver 2/7/16 [Super Bowl 50] vs Seattle 1/17/16 at Philadelphia 1/18/04
4	vs Arizona 1/3/15 at New York Giants 1/8/06
3	vs Arizona 1/24/16 at Dallas 1/3/04

Most Opponent Yards Lost Attempting to Pass, Postseason

86	2015 (3 games)
74	2003 (4 games)
51	2014 (2 games)

Fewest Opponent Yards Lost Attempting to Pass, Postseason

5	2008 (1 game)
6	2013 (1 game)
7	2017 (1 game)

Most Opponent Yards Lost Attempting to Pass, Game

41	vs Seattle 1/17/16
37	vs Denver 2/7/16 [Super Bowl 50]
36	at Philadelphia 1/18/04

INTERCEPTIONS

Most Passes Intercepted, Postseason

9	2003 (4 games)
7	2015 (3 games)
4	2005 (3 games) 1996 (2 games)

Fewest Passes Intercepted, Postseason

0	2017 (1 game) 2013 (1 game)
1	2008 (1 game)
2	2014 (2 games)

Most Passes Intercepted, Game

4	vs Arizona 1/24/16 at Philadelphia 1/18/04
3	at New York Giants 1/8/06 at St. Louis 1/10/04 [OT] at Dallas 1/5/97
2	vs Seattle 1/17/16 vs Arizona 1/3/15

Most Consecutive Games With an Interception

4	2003 (4 games)
3	2015 (3 games) 2005 (3 games)
2	1996 (2 games)

Most Interception Return Yards, Postseason

132	1996 (2 games)
74	2003 (4 games)
60	2015 (3 games)

Fewest Interception Return Yards, Postseason

0	2017 (1 game) 2013 (1 game)
4	2008 (1 game)
6	2005 (3 games)

Most Interception Return Yards, Game

122	at Dallas 1/5/97
34	at Dallas 1/5/04
27	vs Arizona 1/24/16

Most Interceptions Returned for Touchdowns, Postseason

2	2015 (3 games)
---	----------------

Most Interceptions Returned for Touchdowns, Game

1	vs Arizona 1/24/16 vs Seattle 1/17/16
---	--

RECORDS: PLAYOFF DEFENSE

Most Interceptions Returned for Touchdowns, Both Teams, Game

1	Carolina (1) vs Arizona (0) 1/24/16
	Carolina (1) vs Seattle (0) 1/17/16
	Carolina (0) at Seattle (1) 1/10/15

PUNTING

Fewest Opponent Punts, Postseason

2	2013 (1 game)
4	2017 (1 game)
	2008 (1 game)
5	1996 (2 games)

Most Opponent Punts, Postseason

17	2003 (4 games)
16	2005 (3 games)
15	2015 (2 games)

Fewest Opponent Punts, Game

1	at St. Louis 1/10/05 (OT)
2	vs San Francisco 1/12/14
	at Green Bay 1/12/97
3	vs Seattle 1/17/16
	at Dallas 1/5/97

Most Opponent Punts, Game

9	vs Arizona 1/3/15
8	vs Denver 2/7/16 (Super Bowl 50)
7	at Chicago 1/15/06
	at Dallas 1/3/04

Highest Opponent Punting Average, Postseason

47.50	2013 (1 game, 2-95)
45.75	2017 (1 game, 4-183)
45.00	1996 (2 games, 5-225)

Lowest Opponent Punting Average, Postseason

35.92	2014 (2 games, 13-467)
36.35	2003 (4 games, 17-618)
37.19	2005 (3 games, 16-595)

Highest Opponent Punting Average, Game (min 3 punts)

51.00	at Dallas 1/5/97 (3-153)
48.75	vs Arizona 1/24/16 (4-135)
45.75	at New Orleans 1/7/18 (4-183)

Lowest Opponent Punting Average, Game (min 3 punts)

34.60	at New England 2/1/04 (5-313) (Super Bowl XXXVIII)
34.78	vs Arizona 1/3/15 (9-313)
35.14	at Chicago 1/15/06 (7-246)

Most Opponent Punts Blocked, Postseason

Has never happened

Most Opponent Punts Blocked, Game

Has never happened

Most Consecutive Opponent Punts Without a Block

76	1996-Current (16 games)
----	-------------------------

Most Opponent Punts Inside 20 Yard Line, Postseason

5	2015 (3 games)
4	2014 (2 games)
	2005 (3 games)
	2003 (4 games)
2	2009 (1 game)

Fewest Opponent Punts Inside 20 Yard Line, Postseason

0	2013 (1 game)
1	2017 (1 game)
	1996 (2 games)
2	2008 (1 game)

Most Opponent Punts Inside 20 Yard Line, Game

3	at Seattle 1/10/15
2	6x, most recently, vs Denver 2/7/16 (Super Bowl 50)

PUNT RETURNS

Fewest Opponent Punt Returns, Postseason

0	2013 (1 game)
1	2014 (2 games)
	1996 (2 games)
2	2017 (1 game)

Most Opponent Punt Returns, Postseason

11	2003 (4 games)
6	2005 (3 games)
4	2015 (3 games)

Fewest Punt Return Yards Allowed, Postseason

0	2013 (1 game)
3	1996 (2 games)
9	2014 (2 games)

Most Punt Return Yards Allowed, Postseason

78	2003 (4 games)
71	2015 (3 games)
17	2017 (1 game)

Fewest Punt Return Yards Allowed, Game

0	4 times, most recently, vs Arizona 1/3/15
1	at Chicago 1/15/06
2	vs Arizona 1/24/16

Most Punt Return Yards Allowed, Game

61	vs Denver 2/7/16 (Super Bowl 50)
42	at New England 2/1/04 (Super Bowl XXXVIII)
22	at Dallas 1/3/04

Lowest Opponent Punt Return Average, Postseason

0.00	2013 (1 game, 0-0)
2.17	2005 (3 games, 6-13)
3.00	1996 (2 games, 1-3)

Highest Opponent Punt Return Average, Postseason

17.75	2015 (3 games, 4-71)
9.00	2014 (2 games, 1-9)
8.50	2017 (1 game, 2-17)

Longest Punt Return Allowed, Game

61	vs Denver 2/7/16 (Super Bowl 50)
28	at New England 2/1/04 (Super Bowl XXXVIII)
11	at New Orleans 1/7/18
	at Philadelphia 1/18/04

Most Punt Returns for Touchdowns Allowed, Postseason

Has never happened

Most Punt Returns for Touchdowns Allowed, Game

Has never happened

KICKOFF RETURNS

Fewest Opponent Kickoff Returns, Postseason

0	2017 (1 game)
	2013 (1 game)
1	2008 (1 game)
3	2014 (2 games)

Most Opponent Kickoff Returns, Postseason

20	2003 (4 games)
14	2005 (3 games)
10	1996 (2 games)

Fewest Opponent Kickoff Returns, Game

0	at New Orleans 1/7/18
	vs San Francisco 1/12/14
1	at Seattle 1/10/15
	vs Arizona 1/10/09
2	vs Denver 2/7/16 (Super Bowl 50)
	vs Arizona 1/24/16
	vs Arizona 1/3/15
	at Seattle 1/22/06

Most Opponent Kickoff Returns, Game

8	at Dallas 1/3/04
6	at Chicago 1/15/06
	at New York Giants 1/8/06
	at Dallas 1/5/97
5	at St. Louis 1/10/04 (OT)

Fewest Kickoff Return Yards Allowed, Postseason

0	2017 (1 game)
23	2013 (1 game)
23	2008 (1 game)
85	2014 (2 games)

Most Kickoff Return Yards Allowed, Postseason

443	2003 (4 games)
305	2005 (3 games)
205	1996 (2 games)

Fewest Kickoff Return Yards Allowed, Game

0	at New Orleans 1/7/18
	vs San Francisco 1/12/14
23	vs Arizona 1/10/09
26	at Seattle 1/10/15

Most Kickoff Return Yards Allowed, Game

179	at Dallas 1/3/04
132	at Chicago 1/15/06
124	at St. Louis 1/10/04 (OT)

Lowest Kickoff Return Average Allowed, Postseason

0.00	2017 (1 game, 0-0)
	2013 (1 game, 0-0)
20.50	1996 (2 games, 10-205)
21.79	2005 (3 games, 14-305)

Highest Kickoff Return Average Allowed, Postseason

28.33	2014 (2 games, 3-85)
25.57	2015 (3 games, 7-179)
23.00	2008 (1 game, 1-23)

Longest Kickoff Return Allowed, Game

50	vs Seattle 1/17/16
49	at Green Bay 1/12/97
48	vs Arizona 1/3/15

Most Kickoff Returns for Touchdowns Allowed, Postseason

Has never happened

Most Kickoff Returns for Touchdowns Allowed, Game

Has never happened

FUMBLES

Fewest Opponent Fumbles, Postseason

0	2008 (1 game)
1	2017 (1 game)
	2013 (1 game)
2	2005 (3 games)

Most Opponent Fumbles, Postseason

6	2015 (3 games)
5	2014 (2 games)
3	2003 (4 games)
	1996 (2 games)

RECORDS: PLAYOFF DEFENSE

Most Opponent Fumbles, Game

3	vs Denver 2/7/16 (Super Bowl 50)
	vs Arizona 1/24/16
	vs Arizona 1/3/15
2	at Seattle 1/10/15
	at New York Giants 1/8/06
	at Green Bay 1/12/97

TURNOVERS

Opponent Turnovers, Postseason

0	2017 (1 game) (0 ints, 0 fum)
	2013 (1 game) (0 ints, 0 fum)
1	2008 (1 game) (1 int, 0 fum)
3	2014 (2 games) (2 ints, 1 fum)

Most Opponent Turnovers, Postseason

11	2015 (3 games) (7 ints, 4 fum)
10	2003 (4 games) (9 ints, 1 fum)
6	2005 (3 games) (4 ints, 2 fum)

Most Opponent Turnovers, Game

7	vs Arizona 1/24/16 (4 ints, 3 fum)
5	at New York Giants 1/8/06 (3 ints, 2 fum)
4	at Philadelphia 1/18/04 (4 ints, 0 fum)

Most Consecutive Games, Opponent Turnovers

4	2003 (4 games)
3	2015 (3 games)
2	2005 (3 games)
	1996 (2 games)

TIME OF POSSESSION

Lowest Average Time of Possession Allowed, Postseason

24:26	2014 (2 games)
24:59	2015 (3 games)
26:11	2017 (1 game)

Highest Average Time of Possession Allowed, Postseason

39:49	2008 (1 game)
34:20	1996 (2 games)
30:12	2003 (4 games)

Lowest Time of Possession Allowed, Game

17:15	at New York Giants 1/8/06
22:54	vs Arizona 1/3/15
23:21	vs Arizona 1/24/16

Highest Time of Possession Allowed, Game

41:51	at Seattle 1/22/06
39:49	vs Arizona 1/10/09
38:58	at New England 2/1/04 (Super Bowl XXXVIII)

Highest Time of Possession Allowed, Drive

8:30	at Dallas 1/5/97 (14-73-TD)
7:58	vs San Francisco 1/12/14 (13-73-FG)
7:52	at Green Bay 1/12/97 (15-86-TD)

RECORDS: PLAYOFF OPPONENT

SCORING

POINTS

Most Points, Game

15	Neil Rackers, Arizona 1/10/09 (4 FG, 3 PAT) Jeff Wilkins, at St. Louis 1/10/04 (5 FG)
12	Jermaine Kearse, vs Seattle 1/17/16 (2 TD, 2-P) Shaun Alexander, at Seattle 1/22/06 (2 TD, 2-R) Chris Jacke, at Green Bay 1/12/97 (3 FG, 3 PAT) Phil Dawson, San Francisco 1/12/14 (3 FG, 3 PAT)

TOUCHDOWNS

Most Touchdowns, Game

2	Shaun Alexander, at Seattle 1/22/06 (2 TD, 2-R) Jermaine Kearse, vs Seattle 1/17/16 (2 TD, 2-P)
1	35x, most recently, at New Orleans 1/7/18

POINTS AFTER TOUCHDOWN

Most PATs Attempted, Game

4	Will Lutz, at New Orleans 1/7/18 Steven Hauschka, at Seattle 1/17/15 Josh Brown, at Seattle 1/22/06
3	5x, most recently, Steven Hauschka, Seattle 1/17/16

Most PATs, Game

4	Will Lutz, at New Orleans 1/7/18 Steven Hauschka, at Seattle 1/17/15 Josh Brown, at Seattle 1/22/06
3	5x, most recently, Steven Hauschka, Seattle 1/17/16

Most PATs, No Misses, Game

4	Will Lutz, at New Orleans 1/7/18 Steven Hauschka, at Seattle 1/17/15 Josh Brown, at Seattle 1/22/06
3	5x, most recently, Steven Hauschka, Seattle 1/17/16

TWO-POINT CONVERSIONS

Most Two-Point Conversions, Game

1	Bennie Fowler, Denver 2/7/16 (Super Bowl 50) J.J. Nelson, Arizona 1/24/16 Kevin Faulk, New England 2/1/04 (Super Bowl XXXVIII) Dane Looker, at St. Louis 1/10/04
---	---

FIELD GOALS

Most Field Goals Attempted, Game

6	Jeff Wilkins, at St. Louis 1/10/04
5	Neil Rackers, Arizona 1/10/09
4	Chris Jacke, at Green Bay 1/12/97

Most Field Goals, Game

5	Jeff Wilkins, at St. Louis 1/10/04
4	Neil Rackers, Arizona 1/10/09
3	4x, most recently, Brandon McManus, Denver 2/7/16 (Super Bowl 50)

Most Field Goals, One Quarter

2	Phil Dawson, San Francisco 1/12/14 (1st) Neil Rackers, Arizona 1/10/09 (2nd) Jeff Wilkins, at St. Louis 1/10/04 (2nd)
---	---

Longest Field Goal Attempted

57	Will Lutz, at New Orleans 1/7/18 (G)
55	Steven Hauschka, Seattle 1/17/16 (SH)
53	Neil Rackers, Arizona 1/10/09 (SH) Jeff Wilkins, at St. Louis 1/10/04 (SH)

Longest Field Goal

57	Will Lutz, at New Orleans 1/7/18 (G)
51	Jeff Wilkins, at St. Louis 1/10/04
49	Phil Dawson, San Francisco 1/12/14 Neil Rackers, Arizona 1/10/09

Most Field Goals, No Misses, Game

3	Brandon McManus, Denver 2/7/16 (Super Bowl 50) Phil Dawson, San Francisco 1/12/14 Chris Boswell, Dallas 1/5/97
---	--

Most Field Goals, 50 or More Yards, Game

1	Will Lutz, at New Orleans 1/7/18 (57)
1	Jeff Wilkins, at St. Louis 1/10/04 (51)

RUSHING

RUSHING ATTEMPTS

Most Rushing Attempts Game

34	Shaun Alexander, at Seattle 1/22/06
26	Antowain Smith, New England 2/1/04 (Super Bowl XXXVIII)
25	Edgar Bennett, at Green Bay 1/12/97

RUSHING YARDS

Most Rushing Yards, Game

132	Shaun Alexander, at Seattle 1/22/06
99	Edgar Bennett, at Green Bay 1/12/97
90	C.J. Anderson, Denver 2/7/16 (Super Bowl 50)

Longest Run From Scrimmage

37	Frank Gore, San Francisco 1/12/14
35	Dorsey Levens, at Green Bay 1/12/97
34	C.J. Anderson, Denver 2/7/16 (Super Bowl 50)

AVERAGE RUSHING GAIN

Highest Average Rushing Gain, Game (min 10 att)

8.80	Dorsey Levens, at Green Bay 1/12/97 (10-88)
6.08	Duce Staley, at Philadelphia 1/18/04 (13-79)
4.94	Frank Gore, San Francisco 1/12/14 (17-84)

RUSHING TOUCHDOWNS

Most Rushing Touchdowns, Game

2	Shaun Alexander, at Seattle 1/22/06
1	13x, most recently, Alvin Kamara, at New Orleans 1/7/18

PASSING

PASS ATTEMPTS

Most Pass Attempts, Game

48	Russell Wilson, Seattle 1/17/16
46	Tom Brady, New England 2/1/04 (Super Bowl XXXVIII)
41	Marc Bulger, at St. Louis 1/10/04 Rex Grossman, at Chicago 1/15/06

COMPLETIONS

Most Completions, Game

32	Tom Brady, New England 2/1/04 (Super Bowl XXXVIII)
31	Russell Wilson, Seattle 1/17/16
27	Marc Bulger, at St. Louis 1/10/04

COMPLETION PERCENTAGE

Highest Completion Percentage, Game (min 20 att)

71.43	Matt Hasselbeck, at Seattle 1/22/06 (28-20)
69.69	Drew Brees, at New Orleans 1/7/18 (33-23)
68.18	Russell Wilson, at Seattle 1/10/15 (22-15)

PASSING YARDS

Most Passing Yards, Game

376	Drew Brees, at New Orleans 1/7/18
366	Russell Wilson, Seattle 1/17/16
354	Tom Brady, New England 2/1/04 (Super Bowl XXXVIII)

Longest Pass Completion

80	Drew Brees (to Ted Ginn) at New Orleans 1/7/18 (TD)
66	Brett Favre (to Dorsey Levens), at Green Bay 1/12/97
63	Russell Wilson (to Jermaine Kearse), at Seattle 1/10/15 (TD)

AVERAGE PASSING GAIN

Highest Average Passing Gain, Game (min 20 att)

12.18	Russell Wilson, at Seattle 1/10/15 (22-268)
11.39	Drew Brees, at New Orleans 1/7/18 (33-376)
10.07	Brett Favre, at Green Bay 1/12/97 (29-292)

TOUCHDOWN PASSES

Most Touchdown Passes, Game

3	Russell Wilson, Seattle 1/17/16 Russell Wilson, at Seattle 1/10/15 Tom Brady, New England 2/1/04 (Super Bowl XXXVIII)
---	---

2

Drew Brees, at New Orleans 1/7/18
Kurt Warner, Arizona 1/10/09
Matt Hasselbeck, at Seattle 1/22/06 (28-20)
Brett Favre, at Green Bay 1/12/97

1

5x, most recently, Carson Palmer, Arizona 1/24/16

PASSES HAD INTERCEPTED

Most Passes Had Intercepted, Game

4	Carson Palmer, Arizona 1/24/16
3	Eli Manning, at New York Giants 1/8/06 Donovan McNabb, at Philadelphia 1/18/04

2

Marc Bulger, at St. Louis 1/10/04
Troy Akman, Dallas 1/5/97
Russell Wilson, Seattle 1/17/16
Ryan Lindley, Arizona 1/9/15

Most Pass Attempts, No Interceptions, Game

33	Drew Brees, at New Orleans 1/7/18
28	Colin Kaepernick, San Francisco 1/12/14
22	Matt Hasselbeck, at Seattle 1/22/06 Russell Wilson, at Seattle 1/10/15

RECEIVING

Most Receptions, Game

11	Jermaine Kearse, Seattle 1/17/16
10	Deion Branch, New England 2/1/04 (Super Bowl XXXVIII)
9	David Johnson, Arizona 1/24/16 Marshall Faulk, at St. Louis 1/10/04

RECEIVING YARDS

Most Receiving Yards, Game

166	Larry Fitzgerald, Arizona 1/10/09
143	Deion Branch, New England 2/1/04 (Super Bowl XXXVIII)
136	Anquan Boldin, San Francisco 1/12/14

Longest Pass Reception

80	Ted Ginn (from Drew Brees), at New Orleans 1/7/18 (TD)
66	Dorsey Levens (from Brett Favre), at Green Bay 1/12/97
63	Jermaine Kearse (from Russell Wilson), at Seattle 1/10/15 (TD)

AVERAGE PER RECEPTION

Highest Average Per Reception, Game (min 3 rec)

43.00	Jermaine Kearse, at Seattle 1/10/15 (3-129)
28.75	Ted Ginn, at New Orleans 1/7/18 (4-115)
25.00	Tyler Lockett, Seattle 1/17/16 (3-75)

TOUCHDOWN RECEPTIONS

Most Touchdown Receptions, Game

2	Jermaine Kearse, Seattle 1/17/16
1	20x, most recently, Josh Hill, at New Orleans 1/7/18

RECORDS: PLAYOFF OPPONENT

INTERCEPTIONS

Most Interceptions, Game

1 20x, most recently, T.J. Ward, Denver 2/7/16 (Super Bowl 50)

INTERCEPTION RETURN YARDS

Most Interception Return Yards, Game

90 Kam Chancellor, at Seattle 1/10/15
72 Patrick Peterson, Arizona 1/24/16
50 Antonio Cromartie, Arizona 1/31/15

Longest Interception Return

90 Kam Chancellor, at Seattle 1/10/15
72 Patrick Peterson, Arizona 1/24/16
50 Antonio Cromartie, Arizona 1/31/15

PUNTING

Most Punts, Game

9 Drew Butler, Arizona 1/31/15
8 Britton Colquitt, Denver 2/7/16 (Super Bowl 50)
7 Brad Maynard, at Chicago 1/15/06
Toby Gowin, Dallas, 1/3/04

Longest Punt

59 John Jett, Dallas 1/5/97
57 Thomas Morstead, at New Orleans 1/7/18
54 Britton Colquitt, Denver 2/7/16 (8-367) (Super Bowl 50)
Brad Maynard, at Chicago 1/15/06
Dirk Johnson, at Philadelphia 1/18/04

PUNTING AVERAGE

Highest Punting Average, Game (min 4 att)

48.75 Drew Butler, Arizona 1/24/16 (4-195)
45.88 Britton Colquitt, Denver 2/7/16 (Super Bowl 50)
45.75 Thomas Morstead, at New Orleans 1/7/18 (4-183)

INSIDE THE 20

Most Punts Inside the 20, Game

3 Jon Ryan, at Seattle 1/10/15
2 5x, most recently, Britton Colquitt, Denver 2/7/16 (Super Bowl 50)
1 8x, most recently, Thomas Morstead at New Orleans 1/7/18

TOUCHBACKS

Most Touchbacks, Game

2 Tom Rouen, at Seattle, 1/22/06
1 4x, most recently, Ben Graham, Arizona 1/10/09

PUNT RETURNS

Most Punt Returns, Game

4 Troy Brown, New England 2/1/04 (Super Bowl XXXVIII)
Joey Galloway, Dallas 1/3/04
3 Steve Breaston, Arizona 1/10/09
2 4x, most recently, Tommylee Lewis, at New Orleans 1/7/18

FAIR CATCHES

Most Fair Catches, Game

3 3x, most recently, Jordan Norwood, Denver 2/7/16 (Super Bowl 50)
2 3x, most recently, Ted Ginn, Jr., Arizona 1/3/15
1 6x, most recently, Tommylee Lewis, at New Orleans 1/7/18

PUNT RETURN YARDS

Most Punt Return Yards, Game

61 Jordan Norwood, Denver 2/7/16 (Super Bowl 50)
40 Troy Brown, New England 2/1/04 (Super Bowl XXXVIII)
22 Joey Galloway, Dallas 1/3/04

Longest Punt Return

61 Jordan Norwood, Denver 2/7/16 (Super Bowl 50)
28 Troy Brown, New England 2/1/04 (Super Bowl XXXVIII)
11 Tommylee Lewis, at New Orleans 1/7/18
Steve Breaston, Arizona 1/10/09
Lito Sheppard, at Philadelphia 1/18/04

PUNT RETURN AVERAGE

Highest Punt Return Average, Game (min 3 ret)

10.00 Troy Brown, New England 2/1/04 (4-40) (Super Bowl XXXVIII)
8.50 Tommylee Lewis, at New Orleans 1/7/18 (2-17)
5.50 Joey Galloway, Dallas 1/3/04 (4-22)

KICKOFF RETURNS

Most Kickoff Returns, Game

7 Michael Bates, Dallas 1/3/04
6 Chad Morton, at New York Giants 1/8/06
Rashied Davis, at Chicago 1/15/06
Arlen Harris, at St. Louis 1/10/04

KICKOFF RETURN YARDS

Most Kickoff Return Yards, Game

172 Michael Bates, Dallas 1/3/04
124 Arlen Harris, at St. Louis 1/10/04
122 Chad Morton, at New York Giants 1/8/06

Longest Kickoff Return

50 Tyler Lockett, Seattle 1/17/16
49 Desmond Howard, at Green Bay 1/12/97
48 Ted Ginn, Jr., Arizona 1/31/15

KICKOFF RETURN AVERAGE

Highest Kickoff Return Average, Game (min 3 ret)

30.67 Tyler Lockett, Seattle 1/17/16 (3-92)
26.00 Desmond Howard, at Green Bay 1/12/97 (4-104)
24.80 Arlen Harris, at St. Louis 1/10/04 (5-124)

COMBINED KICK RETURNS

Most Combined Kick Returns, Game

7 Chad Morton, at New York Giants 1/8/06 (1-P, 6-K)
Michael Bates, Dallas 1/3/04 (7-K)
5 Rashied Davis, at Chicago 1/15/06 (5-K)
Arlen Harris, at St. Louis 1/10/04 (5-K)
Desmond Howard, at Green Bay 1/12/97 (1-P, 4-K)
4 4x, most recently, Tyler Lockett, Seattle 1/17/16 (1-P, 3-K)

COMBINED KICK RETURN YARDS

Most Combined Kick Return Yards, Game

172 Michael Bates, Dallas 1/3/04 (172-K)
127 Chad Morton, at New York Giants 1/8/06 (5-P, 122-K)
124 Arlen Harris, at St. Louis 1/10/04 (124-K)

COMBINED NET YARDS

(YARDS GAINED VIA RUSHING, RECEIVING, INTERCEPTION RETURN, PUNT RETURN, KICKOFF RETURN, AND FUMBLE RETURN)

COMBINED ATTEMPTS

Most Combined Attempts, Game

35 Shaun Alexander, at Seattle 1/22/06 (35-R, 1-P)
28 Marshall Faulk, at St. Louis 1/10/04 (19-R, 9-P)
27 Edgar Bennett, at Green Bay 1/12/97 (25-R, 2-P)

Most Combined Net Yards, Game

205 Dorsey Levens, at Green Bay 1/12/97 (88-R, 117-P)
175 Tyler Lockett, Seattle 1/17/16 (8-PR, 92-KOR, 75-P)
172 Michael Bates, Dallas 1/3/04 (172-KOR)

SACKS

Most Sacks, Game

2.5 Von Miller, Denver 2/7/16 (Super Bowl 50)
Ahmad Brooks, San Francisco 1/12/14
2.0 DeMarcus Ware, Denver 2/7/16 (Super Bowl 50)
Rocky Bernard, at Seattle 1/22/06
Michael Strahan, at New York Giants 1/8/06
Mike Vrabel, New England 2/1/04 (Super Bowl XXXVIII)
Brian Young, at St. Louis 1/10/04

FUMBLES

Most Fumbles, Game

2 Peyton Manning, Denver 2/7/16 (Super Bowl 50)
Carson Palmer, Arizona 1/24/16
1 17x, most recently, Brandon Coleman at New Orleans 1/7/18

Most Own Fumbles Recovered, Game

Russell Wilson, at Seattle 11/10/15
2 10x, most recently, Mark Ingram at New Orleans 1/7/18

Most Opponent Fumbles Recovered, Game

1 11x, most recently, Malik Johnson, T.J. Ward and Danny Trevathan, Denver 2/7/16 (Super Bowl 50)

Longest Fumble Return

30 Rashad Johnson, Arizona 1/3/15
5 T.J. Ward, Denver 2/7/16 (Super Bowl 50)
Marcus Trufant, at Seattle 1/22/06

TEAM HISTORY



ALL-TIME RESULTS

Year	W-L-T	Division Finish	Postseason	Coach
1995	7-9	4th NFC West	--	Dom Capers
1996	12-4	1st NFC West	1-1 (NFC Championship)	Dom Capers
1997	7-9	2nd NFC West	--	Dom Capers
1998	4-12	4th NFC West	--	Dom Capers
1999	8-8	2nd NFC West	--	George Seifert
2000	7-9	3rd NFC West	--	George Seifert
2001	1-15	5th NFC West	--	George Seifert
2002	7-9	4th NFC South	--	John Fox
2003	11-5	1st NFC South	3-1 (Super Bowl XXXVIII)	John Fox
2004	7-9	3rd NFC South	--	John Fox
2005	11-5	2nd NFC South	2-1 (NFC Championship)	John Fox
2006	8-8	2nd NFC South	--	John Fox
2007	7-9	2nd NFC South	--	John Fox
2008	12-4	1st NFC South	0-1 (NFC Divisional)	John Fox
2009	8-8	3rd NFC South	--	John Fox
2010	2-14	4th NFC South	--	John Fox
2011	6-10	3rd NFC South	--	Ron Rivera
2012	7-9	2nd NFC South	--	Ron Rivera
2013	12-4	1st NFC South	0-1 (NFC Divisional)	Ron Rivera
2014	7-8-1	1st NFC South	1-1 (NFC Divisional)	Ron Rivera
2015	15-1	1st NFC South	2-1 (Super Bowl 50)	Ron Rivera
2016	6-10	4th NFC South	--	Ron Rivera
2017	11-5	2nd NFC South	0-1 (NFC Wild Card)	Ron Rivera
2018	7-9	3rd NFC South	--	Ron Rivera
2019	5-11	4th NFC South	--	Ron Rivera (12 games); Perry Fewell (4)
2020	5-11	3rd NFC South	--	Matt Rhule
2021	5-12	4th NFC South	--	Matt Rhule
2022	7-10	2nd NFC South	--	Matt Rhule (5); Steve Wilks (12)
Totals	212-237-1	6 Division Titles	9-8 (2 SB appearances)	

Coach	Years	Record	Postseason Appearances (Record)
Dom Capers	1995-98	30-34 (.469)	1 (1-1)
George Seifert	1999-01	16-32 (.333)	0
John Fox	2002-10	73-71 (.507)	3 (5-3)
Ron Rivera	2011-19	76-67-1 (.531)	4 (3-4)
Matt Rhule	2020-22	11-27 (.289)	0

1998 REGULAR SEASON STATISTICS

WON 4, LOST 12

HEAD COACH DOM CAPERS		4th NFC WEST	
09/06	L 14-19	ATLANTA	65,129
09/13	L 14-19	at New Orleans	51,915
09/27	L 30-37	GREEN BAY	69,723
10/04	L 23-51	at Atlanta	50,724
10/11	L 20-27	at Dallas	64,181
10/18	L 13-16	at Tampa Bay	63,600
10/25	L 14-30	BUFFALO	64,050
11/01	W 31-17	NEW ORLEANS	62,514
11/08	L 23-25	at San Francisco	68,572
11/15	L 9-13	MIAMI	67,857
11/22	W 24-20	at St. Louis	50,716
11/29	L 21-48	at New York Jets	71,501
12/06	L 28-31T	SAN FRANCISCO	63,332
12/13	L 25-28	WASHINGTON	46,940
12/20	W 20-13	ST. LOUIS	50,047
12/27	W 27-19	at Indianapolis	58,182

STATISTIC	CAR.	OPP.
TOTAL FIRST DOWNS	261	315
Rush/Pass/Pen	68/171/22	95/197/23
3rd Down: Made/Att	80/216	88/211
3rd Down Pct.	37.0	41.7
4th Down: Made/Att	10/21	5/9
4th Down Pct.	47.6	55.6
POSSESSION AVG.	28:10	31:50
TOTAL NET YARDS	4,780	5,842
Avg. Per Game	288.4	311.3
Total Plays	966	1,029
Avg. Per Play	4.9	5.7
NET YARDS RUSHING	1,458	2,133
Avg. Per Game	91.1	133.3
Total Rushes	405	491
NET YARDS PASSING	3,322	3,709
Avg. Per Game	207.6	231.8
Sacked/Yards Lost	54/302	37/228
Gross Yards	3,624	3,937
Attempts/Complete	507/292	501/298
Completion Pct.	57.6	59.5
Had Intercepted	18	19
PUNTS/AVERAGE	77/40.7	71/44.0
Net Punting Avg.	77/38.1	71/35.2
PENALTIES/YARDS	113/931	110/892
FUMBLES/BALL LOST	39/17	24/14
TOUCHDOWNS	40	46
Rushing	11	14
Passing	25	30
Returns	4	2

SCORING	TD	Ru	Pa	Rt	PAT	FG	2	S	Pt
Kasay	0	0	0	0	35/37	19/26	0	0	92
Ismail	8	0	0	0	0/0	0	0	0	38
Muhammad	6	0	6	0	0/0	1	0	1	48
Lane	5	5	0	0	0/0	0	0	0	30
Walls	5	0	5	0	0/0	0	0	0	30
Biakabutuka	4	3	1	0	0/0	0	0	0	24
Floyd	4	3	1	0	0/0	0	0	0	24
Carrier	2	0	2	0	0/0	0	0	0	12
E. Davis	2	0	2	0	0/0	0	0	0	12
Bates	1	0	1	0	0/0	0	0	0	6
Broughton	1	0	1	0	0/0	0	0	0	6
Johnson	1	0	1	0	0/0	0	0	0	6
Stone	1	0	1	0	0/0	0	0	0	6
Collins	0	0	0	0	0/0	1	0	1	2
TEAM	40	11	25	4	35/37	19/26	2	0	336
OPPONENTS	46	14	30	2	41/43	30/31	1	1	2413

RUSHING	No	Yds	Avg	Long	TD
Lane	205	717	3.5	31	5
Biakabutuka	101	427	4.2	41	3
Johnson	36	135	3.8	21	0
Floyd	28	71	2.5	7	3
Ismail	3	42	14.0	36	0
Collins	7	40	5.7	16	0
Beuerlein	22	26	1.2	13	0
Walter	3	0	0.0	0	0
TEAM	405	1458	3.6	41	11
OPPONENTS	491	2133	4.3	71t	14

RECEIVING	No	Yds	Avg	Long	TD
Ismail	69	1024	14.8	62	8
Muhammad	68	941	13.8	72t	6
Walls	49	506	10.3	30	5
Johnson	27	242	9.0	38t	1
Floyd	24	123	5.1	20	1
Carrier	19	301	15.8	42	2
Lane	12	85	7.1	16	0
Biakabutuka	8	138	17.3	42	1
Broughton	6	142	23.7	68t	1
Caruth	4	59	14.8	47	0
Hayes	3	62	20.7	35	0
Stone	1	7	7.0	7	0
Mangum	1	5	5.0	5	0
Collins	1	-11	-11.0	-11	0
TEAM	292	3624	12.4	72t	25
OPPONENTS	298	3937	13.2	82t	30

INTERCEPTIONS	No	Yds	Avg	Long	TD
E. Davis	5	81	16.2	56t	2
Brady	4	85	21.3	43	0
Evans	2	18	9.0	18	0
Greene	2	18	9.0	18	0
Smith	1	43	43.0	43	0
Veland	1	24	24.0	24	0
Barrow	1	10	10.0	10	0
Minter	1	7	7.0	7	0
McGill	1	6	6.0	6	0
Lathon	1	3	3.0	3	0
TEAM	19	295	15.5	56t	2
OPPONENTS	18	179	9.9	41	0

PUNTING	No	Yds	Avg	Net	TB	I20	Lg	B
Walter	77	3131	40.7	38.1	5	20	59	0
TEAM	77	3131	40.7	38.1	5	20	59	0
OPPONENTS	71	3125	44.0	35.2	8	14	60	1

PUNT RET.	Ret	FC	Yds	Avg	Long	TD
Oliver	44	11	464	10.5	35	0
TEAM	44	11	464	10.5	35	0
OPPONENTS	20	36	94	4.7	24	0

KICKOFF RET.	No	Yds	Avg	Long	TD
Bates	59	1480	25.1	99t	1
Stone	9	252	28.0	45	0
Johnson	2	12	6.0	9	0
Oliver	2	43	21.5	25	0
Brady	1	8	8.0	8	0
Floyd	1	22	22.0	22	0
Jensen	1	9	9.0	9	0
Saleh	1	8	8.0	8	0
TEAM	76	1834	24.1	99t	1
OPPONENTS	65	1439	22.1	93t	1

PASSING	Att	Cmp	Yds	Cmp%	Yd/Att	TD	TD%	Int	Int%	Lg	TK/LS	Rate
Beuerlein	343	216	2613	63.0	7.62	17	5.0	12	3.5	68t	44/251	88.2
Collins	162	76	1011	46.9	6.24	8	4.9	5	3.1	72t	10/51	70.8
Floyd	1	0	0	0.0	0.00	0	0.0	1	100.0	0	0/0	0.0
Walter	1	0	0	0.0	0.00	0	0.0	0	0.0	0	0/0	39.6
TEAM	507	292	3624	57.6	7.15	25	4.9	18	3.6	72t	54/302	81.5
OPPONENTS	501	298	3937	59.5	7.86	30	6.0	19	3.8	82t	37/228	88.6

SCORE BY PERIODS

	1	2	3	4	OT	TOT
TEAM	60	108	61	107	0	336
OPPONENTS	84	117	128	81	3	413

DEFENSE	TOT	S	A	FF	FR	QP	PD
Barrow	158	112	46	1	2	6	1
Brady	142	95	47	2	0	5	6
Alexander	114	77	37	1	0	2	11
Gilbert	89	49	40	2	0	25	3
Lloyd	81	48	33	2	1	7	0
Greene	66	47	19	1	1	36	1
Davis	65	61	4	1	1	0	17
Richardson	56	37	19	1	1	0	2
Peter	45	27	18	1	1	8	0
Evans	42	33	9	0	0	9	0
Miller	34	18	16	0	3	9	0
Fox	32	22	10	1	0	13	0
Minter	29	26	3	0	0	0	8
Tatum	26	18	8	1	0	3	2
Morabito	25	14	11	0	0	7	2
Lofton	25	20	5	0	0	0	11
Terry	22	14	8	0	0	3	0
Smith	19	16	3	0	1	0	4
Veland	16	11	5	1	0	0	3
McGill	16	13	3	1	0	0	7
Saleh	11	5	6	1	0	1	0
Wheeler	9	8	1	0	0	0	2
Lathon	7	4	3	0	0	1	0
Jones	4	2	2	0	0	3	0

SACKS	TOTAL	Fox	Jones	Lloyd	McGill	Peter	TEAM	OPPONENTS
Player	15.0	1.0	1.0	1.0	1.0	1.0	37.0	54.0
Greene	6.0	1.0	1.0	1.0	1.0	1.0		
Gilbert	4.0	1.0	1.0	1.0	1.0	1.0		
Barrow	4.0	1.0	1.0	1.0	1.0	1.0		
Brady	2.0	1.0	1.0	1.0	1.0	1.0		
Terry	1.0	1.0	1.0	1.0	1.0	1.0		
Davis	1.0	1.0	1.0	1.0	1.0	1.0		

F.GOALS	1-19	20-29	30-39	40-49	50+
Kasay	0/0	5/5	4/5	6/9	4/7
TEAM	0/0	5/5	4/5	6/9	4/7
OPPONENTS	0/0	10/10	7/7	12/12	1/2

Kasay: (K45N)42G,42G,56G(54N,28G)(X)53G,20G,47N
 (Y)54G(32B,50G,42G,41G,51N,57N)(32G,27G,43G)(35G)(47N)(26G)(32G,37G)(44G,27G)
 Opponents: (43G)(46G,56G)(41G)(23G,25G,28G)(27G,55N,38G)(33G)(42G,47G,44G)(49G)(46G)22G,22G(39G,41G)(30G,37G,26G,38G)(23G)(43G,38G)(22G,28G,47G,42G)

PANTHERS USUAL STARTERS

WR 87 Muhammad (16)	LE 97 Peter (11)
LG 66 Brockmeyer (7)	NT 90 Morabito (5)
RG 64 Lacinia (10)	RE 94 Gilbert (16)
C 65 Garcia (5)	L0LB 91 Greene (15)
RG 64 Lacinia (10)	L1LB 52 Brady (16)
TE 76 Davids-Garrido (16)	R1LB 56 Barrow (16)
RT 85 Walls (14)	R0LB 95 Lloyd (14)
WR 81 Ismail (15)	LCB 25 Davis (16)
QB 7 Beuerlein (12)	R0CB 33 Evans (7)
FB 40 Floyd (13)	SS 39 Richardson (7)
HB 32 Lane (11)	FS 46 Alexander (11)

1999 REGULAR SEASON STATISTICS

WON 8, LOST 8

DATE	W/L	TIME	AT	SCORE
09/12	L	10-19	at New Orleans	58,166
09/19	L	20-22	JACKSONVILLE	64,261
09/26	W	27-3	CINCINNATI	61,269
10/03	L	36-38	at Washington	76,831
10/17	W	31-29	at San Francisco	68,151
10/24	L	9-24	DETROIT	64,322
10/31	L	20-27	at Atlanta	52,594
11/07	W	33-7	PHILADELPHIA	62,569
11/14	L	10-35	at St. Louis	65,965
11/21	W	31-17	at Cleveland	72,818
11/28	W	34-28	ATLANTA	55,507
12/05	L	21-34	ST. LOUIS	62,285
12/12	W	33-31	at Green Bay	59,869
12/18	W	41-24	SAN FRANCISCO	62,373
12/26	L	20-30	at Pittsburgh	39,428
01/02	W	45-13	NEW ORLEANS	56,929

STATISTIC

TOTAL FIRST DOWNS	RUSH/PASS/PEN	3RD DOWN: MADE/ATT	3RD DOWN PCT.	4TH DOWN: MADE/ATT	4TH DOWN PCT.	POSSESSION AVG.	TOTAL NET YARDS	AVG. PER GAME	TOTAL PLAYS	AVG. PER PLAY	NET YARDS RUSHING	AVG. PER GAME	TOTAL RUSHES	NET YARDS PASSING	AVG. PER GAME	SACKED/YARDS LOST	GROSS YARDS	ATT./COMPLETIONS	COMPLETION PCT.	HAD INTERCEPTED	PUNTS/AVERAGE	NET PUNTING YARD	PENALTIES/YARDS	FUMBLIES/BALL LOST	TOUCHDOWNS	RUSHING	PASSING	RETURN
307	78/208/21	77/201	38.3	10/20	50.0	29:23	5686	355.4	982	5.8	1525	95.3	356	4161	260.1	51/286	4447	575/345	60.0	15	65/39.4	65/36.7	106/857	24/19	50	12	36	2
331	115/189/27	89/214	41.6	11/20	55.0	30:37	5503	343.9	1042	5.3	1898	118.6	450	3605	225.3	35/235	3840	557/327	58.7	15	74/39.5	74/34.4	109/877	22/14	47	13	26	8

SCORING

TD	RU	PA	RT	PAT	FG	2 S	PT
0	0	0	0	33/33	22/25	0	99
12	0	12	0	0/0	0/0	0	72
12	0	12	0	0/0	0/0	0	72
8	0	8	0	0/0	0/0	0	48
6	6	0	0	0/0	0/0	0	36
0	0	0	13/14	3/3	0	0	22
3	3	0	0	0/0	0/0	0	18
2	0	2	0	0/0	0/0	0	12
2	2	0	0	0/0	0/0	0	12
2	0	2	0	0/0	0/0	0	12
2	0	2	0	0/0	0/0	0	12
1	1	0	0	0/0	0/0	0	12
50	12	36	2	46/47	25/28	0	0 421
47	13	26	8	42/43	19/25	0	0 381

PASSING

Att	Cmp	Yds	Cmp%	Yd/Att	TD	TD%	Int	Int%	Lg	TK/LS	Rate
571	343	4436	60.1	7.77	36	6.3	15	2.6	88t	50/280	94.6
3	2	11	66.7	3.67	0	0.0	0	0.0	12	1/6	72.9
1	0	0	0.0	0.0	0	0.0	0	0.0	0	0/0	39.6
575	345	4447	60.0	7.73	36	6.3	15	2.6	88t	51/286	94.3
557	327	3840	58.7	6.89	26	4.7	15	2.7	67t	35/235	84.1

2nd NFC WEST

Blakabutuka	Lane	Beuerlein	Floyd	Johnson	Metcalf	Jeffers	Bates	Hetherington	Caruth	Lewis	Bono	TEAM	OPPONENTS
138	115	27	35	25	2	2	3	2	1	4	2	356	450
718	475	124	78	72	20	16	12	7	4	1	-2	1525	1898
5.2	4.1	2.2	2.2	2.9	10.0	8.0	12.0	3.5	4.0	0.3	-1.0	4.3	4.2
67t	41t	16	6	23	0	0	0	0	0	0	-1	12	13

RECEIVING

Muhammad	Jeffers	Walls	Blakabutuka	Lane	Floyd	Caruth	Johnson	Hayes	Metcalf	Kinchen	Mangum	Bates	TEAM	OPPONENTS
96	63	83	23	23	21	14	13	11	11	5	1	1	345	327
1253	1082	822	189	163	179	200	103	270	133	45	6	2	4447	3840
13.1	17.2	13.0	8.2	7.1	8.5	14.3	7.9	24.5	12.1	9.0	2.0	12.9	11.7	
6T	88t	37t	32	23	25	43	22	56t	33	0	0	2	36	26

INTERCEPTIONS

Davis	Minter	Alexander	Evans	Richardson	Gilbert	Wells	TEAM	OPPONENTS
5	3	2	2	1	1	1	15	15
49	69	18	0	27	4	1	169	267
9.8	23.0	9.0	0.0	27.0	4.0	1.0	11.3	17.8
16	44	18	1	27	0	0	44	57

PUNTING

Water	TEAM	OPPONENTS
65	65	74
2562	2562	2924
39.4	39.4	39.5
36.7	36.7	34.4
1	1	7
18	18	16
56	56	57

PUNT RET.

Metcalf	Johnson	TEAM	OPPONENTS
34	1	35	32
18	0	18	21
238	3	241	158
7.0	3.0	6.9	4.9
20	0	30	27

KICKOFF RET.

Bates	Metcalf	Kinchen	Lane	Mangum	Hetherington	Johnson	TEAM	OPPONENTS
52	4	3	3	2	1	1	66	76
1287	56	29	58	20	16	9	1475	1425
24.8	14.0	9.7	19.3	10.0	16.0	9.0	22.3	18.8
100t	31	15	22	13	0	2	100t	58

SCORE BY PERIODS

TEAM	1	2	3	4	OT	TOT
PANTHERS	90	155	89	87	0	421
OPPONENTS	78	111	67	125	0	381

DEFENSE

TOT	S	A	FF	FR	QP	PD
131	88	43	1	1	1	1
106	66	40	2	2	0	5
96	75	21	1	0	0	8
91	67	24	0	2	2	6
81	43	38	18	3	0	5
77	65	12	0	1	1	12
67	46	21	11	0	0	0
66	53	13	0	1	0	14
57	43	14	7	0	0	0
49	34	15	11	1	3	1
42	31	11	5	0	0	2
33	21	12	5	0	0	4
32	17	15	0	0	0	1
30	15	15	1	0	0	0
29	21	8	6	0	0	0
24	20	4	1	0	0	3
24	20	4	0	0	0	4
22	13	9	3	0	1	0
11	7	4	8	0	0	0
10	9	1	1	0	0	0
7	4	3	0	0	0	0
3	3	0	0	0	0	0
3	1	2	0	0	0	0
2	0	2	0	0	0	0
1	1	0	0	0	0	0
0	0	0	0	0	1	0
0	0	0	0	1	0	0

SACKS

Player	TOTAL	Edwards	Minter	Richardson	Tuaolo	Wells	TEAM	OPPONENTS
Greene	12.0	4.5	4.0	3.0	2.5	2.5	35.0	51.0
Peter	4.5	4.0	3.0	2.0	2.0	2.5		
Barrow	4.0	3.0	2.0	1.0	0.5			
Rucker	3.0	2.0	1.0	0.0				
Gilbert	2.5	2.5						
E. Jones	2.5							

F.GOALS

Cunningham	Kasay	TEAM	OPPONENTS
0/0	1/1	1/1	0/0
2/2	8/8	10/10	0/0
0/0	6/6	6/6	8/11
0/0	5/6	6/7	6/8
0/0	2/4	2/4	0/1

Kasay: (52G,53N)(0)(48G,21G)(43G,52N,43G,42G)(19G)(21G,30G,23G)(31G,51G)(38G,28G,33G,22G)(24G)(44G)(30G,24G,47N)(0)(20G,37G)(0)0

Cunningham: 00000000000000000(21G,43G)(0)(27G)(19G)(21G,30G,23G)(31G,51G)(38G,28G,33G,22G)(47N,37N,30N,39G)(31G)(38G,34G,40G)(29G)(39G,24G)(0)(0)(38N,23G)(0)(44G,51N,29G)(40G)(37G)(46G)(0)

PANTHERS USUAL STARTERS

WR 87 Muhammad (15)	LE 97 Peter (9)
LT 75 C. Jones (16)	NT 90 Morabito (16)
LG 66 Campbell (10)	RT 94 Gilbert (16)
C 65 Garcia (16)	RE 99 Wiley (16)
RG 61 Redmon (15)	SLB 51 Greene (16)
RT 70 Tny (16)	MLB 95 Wells (10)
TE 85 Walls (16)	WLB 56 Barrow (16)
WR 81 Jeffers (10)	LCB 25 Davis (16)
QB 7 Beuerlein (16)	RCB 33 Evans (16)
FB 40 Floyd (16)	SS 46 Alexander (16)
HB 32 Blakabutuka (11)	FS 30 Minter (16)

2000 REGULAR SEASON STATISTICS

WON 7, LOST 9

3rd NFC WEST

Date	Result	Opponent	Score
09/03	L	at Washington	80,257
09/10	W	38-22 at San Francisco	66,879
09/17	L	10-15 ATLANTA	66,498
10/01	L	13-160T DALLAS	68,909
10/08	W	26-3 SEATTLE	57,090
10/15	L	6-24 at New Orleans	50,015
10/22	W	34-16 SAN FRANCISCO	61,350
10/29	L	12-13 at Atlanta	46,178
11/05	W	27-24 at St. Louis	66,048
11/12	L	10-20 NEW ORLEANS	61,789
11/19	L	17-31 at Minnesota	64,208
11/27	W	31-14 GREEN BAY	62,518
12/03	W	16-3 ST. LOUIS	46,659
12/10	L	14-15 at Kansas City	77,481
12/17	W	30-22 SAN DIEGO	42,206
12/24	L	9-52 at Oakland	60,637

RUSHING

No	Yds	Avg	Long	TD
Biakabutuka	173	627	3.6	43
Hoover	89	290	3.3	35
Beuerlein	44	106	2.4	15
Hetherington	23	65	2.8	14
Lewis	8	36	4.5	19
Floyd	16	33	2.1	8
Bates	5	13	2.6	8
Muhammad	2	12	6.0	8
Craig	2	4	2.0	5
Walter	1	0	0.0	0
TEAM	363	1186	3.3	43
OPPONENTS	426	1944	4.6	42

RECEIVING

No	Yds	Avg	Long	TD
Muhammad	102	1183	11.6	36
Hayes	66	926	14.0	43
Biakabutuka	34	341	10.0	25
Walls	31	422	13.6	54
Byrd	22	241	11.0	34
Mangum	19	215	11.3	31
Floyd	17	114	6.7	15
Hoover	15	112	7.5	16
Hetherington	14	116	8.3	19
Bates	5	38	7.6	23
Crawford	4	47	11.8	16
Uwaezuke	4	46	11.5	21
Hankton	4	38	9.5	14
Craig	2	4	2.0	4
Kinchen	1	7	7.0	7
TEAM	340	3850	11.3	54
OPPONENTS	352	3938	11.2	62

INTERCEPTIONS

No	Yds	Avg	Long	TD
Davis	5	14	2.8	8
Hitchcock	3	116	38.7	88
Minter	2	38	19.0	30
Evans	2	17	8.5	17
Wells	1	14	14.0	14
Gilbert	1	0	0.0	0
Navies	1	0	0.0	0
Robinson	1	0	0.0	0
Woodall	1	0	0.0	0
TEAM	17	199	11.7	88
OPPONENTS	19	365	19.2	46

PUNTING

No	Yds	Avg	Net	TB	LG	B
Walter	64	2459	38.4	33.8	2	19
TEAM	66	2459	37.3	33.8	2	19
OPPONENTS	58	2311	39.8	32.3	10	13

PUNT RET.

Ret	FC	Yds	Avg	Long	TD
Uwaezuke	10	6	173	17.3	64
Bates	7	3	31	4.4	12
Davis	2	2	24	12.0	20
Byrd	1	1	10	10.0	10
Hitchcock	1	0	0	0.0	0
TEAM	21	12	238	11.3	64
OPPONENTS	25	22	187	7.5	36

KICKOFF RET.

No	Yds	Avg	Long	TD
Bates	42	941	22.4	92
Byrd	9	172	19.1	30
Hetherington	2	21	10.5	11
Burks	1	25	25.0	25
R. Green	1	1	1.0	1
TEAM	55	1160	21.1	92
OPPONENTS	64	1120	17.5	32

PASSING

Att	Cmp	Yds	Cmp%	Yd/Att	TD	TD%	Int	Int%	Lg	TK/LS	Rate	
Beuerlein	533	324	3730	60.8	7.00	19	3.6	18	3.4	54	62/331	79.7
Lewis	32	16	120	50.0	3.75	0	0.0	1	3.1	16	7/51	46.4
Walter	1	0	0	0.0	0.00	0	0.0	0	0.0	0	0/0	39.6
TEAM	566	340	3850	60.1	6.80	19	3.4	19	3.4	54	69/382	77.7
OPPONENTS	552	352	3938	63.8	7.13	19	3.4	17	3.1	62	27/226	83.6

SCORE BY PERIODS

	1	2	3	4	OT	TOT
TEAM	78	106	60	66	0	310
OPPONENTS	46	108	70	83	3	310

DEFENSE

TOT	S	A	QP	FF	FR	PD
Minter	142	91	51	0	5	1
Robinson	118	69	49	0	1	3
Woodall	109	70	39	1	1	1
Towns	106	71	35	0	3	2
Evans	97	77	20	0	2	5
Wells	85	62	23	2	1	0
Davis	81	61	20	0	3	0
Gilbert	71	54	17	14	2	1
Rucker	52	34	18	7	1	0
Morabito	40	28	12	4	0	1
Lucas	38	21	17	3	1	2
Williams	37	23	14	7	1	0
Hitchcock	33	32	1	0	1	0
White	27	17	10	17	0	1
Navies	24	17	7	4	1	0
Peter	20	12	8	4	0	0
Anderson	19	13	6	0	0	2
Swann	18	10	8	8	0	5
McKinley	17	11	6	1	0	0
Richardson	5	3	2	0	0	1
Smith	5	3	2	0	0	0
Minor	4	0	4	0	0	0

SACKS

Player	TOTAL	Morabito	2.0
Williams	6.0	Navies	2.0
White	5.5	Peter	2.0
Gilbert	4.0	Swann	1.0
Rucker	2.5	TEAM	17.0
Minter	2.0	OPPONENTS	69.0

F.GOALS

	1-19	20-29	30-39	40-49	50+
Cunningham	0/0	3/5	2/2	0/0	0/0
Nedney	1/1	10/10	6/7	7/8	2/2
TEAM	1/1	13/15	8/9	7/8	2/2
OPPONENTS	0/0	8/8	7/10	5/9	0/3

Nedney: (000)(44G,42G,22G,29G,34N)(52G,46G)(30G,38G)(35G,48G,25G,24G)(35G,54G,24G,46G)(38G)(28G)(26G)(20G,23G,37G)(48N)(18G)(46G,21G,51G)
Cunningham: (29G,27N)(24G)(25B,33G)(39G,23G)00000000000
Opponents: (24G,21G)(0)(31G,50N,47N,27G)(27G,45N,24G)(42G)(51B,29G)(38G)(35G,46N,31G,42N)(28G,50N,37N)(33N,40G,42G)(43G)(0)(38G)(35G,24G,33G)(37B)(42G)

PANTHERS USUAL STARTERS

WR 81	Hayes (15)	LE 92	White (16)
LT 75	Jones (11)	LT 90	Morabito (13)
LG 66	Campbell (14)	RT 94	Gilbert (15)
C 65	Garcia (16)	RE 96	Williams (14)
RG 63	Nesbitt (16)	SLB 95	Wells (14)
RT 70	Terry (16)	MLB 57	Towns (14)
TE 85	Walls (8)	WLB 54	Woodall (16)
WR 87	Muhammad (16)	LCB 25	Davis (16)
QB 7	Beuerlein (16)	RCB 33	Evans (16)
FB 40	Floyd (8)	SS 30	Minter (16)
RB 21	Biakabutuka (11)	FS 41	Robinson (16)

2001 REGULAR SEASON STATISTICS

WON 1, LOST 15

HEAD COACH GEORGE SEIFERT			5th NFC WEST
09/09	W	24-13	at Minnesota 64,108
09/23	L	16-24	at Atlanta 49,312
09/30	L	7-28	GREEN BAY 67,417
10/07	L	14-24	at San Francisco 66,944
10/14	L	25-27	NEW ORLEANS 46,744
10/21	L	14-170T	at Washington 74,480
10/28	L	12-13	NEW YORK JETS 59,253
11/04	L	6-23	at Miami 72,597
11/11	L	14-48	at St. Louis 66,069
11/18	L	22-250T	SAN FRANCISCO 58,054
11/25	L	7-10	ATLANTA 50,219
12/02	L	23-27	at New Orleans 70,020
12/09	L	24-25	at Buffalo 44,549
12/23	L	32-38	ST. LOUIS 47,873
12/30	L	7-30	ARIZONA 43,272
01/06	L	6-38	NEW ENGLAND 21,070

STATISTIC

STATISTIC	CAR.	OPP.
TOTAL FIRST DOWNS	236	304
Rushing	68	106
Passing	144	187
Penalty	24	11
3rd Down: Made/Att	67/219	97/233
3rd Down Pct.	30.6	41.6
4th Down: Made/Att	5/21	7/10
4th Down Pct.	23.8	70.0
POSSESSION AVG.	27.30	32.30
TOTAL NET YARDS	4254	5943
Avg. Per Game	265.9	371.4
Total Plays	965	1057
Avg. Per Play	4.4	5.6
NET YARDS RUSHING	1372	2301
Avg. Per Game	85.8	143.8
Total Rushes	354	521
NET YARDS PASSING	2882	3642
Avg. Per Game	180.1	227.6
Sacked/Yards Lost	32/216	26/167
Gross Yards	3098	3809
Att./Completions	579/314	510/306
Completion Pct.	54.2	60.0
Had Intercepted	22	24
PUNTS/AVERAGE	94/47.0	85/40.7
Net Punting Avg.	94/38.9	85/34.6
PENALTIES/YARDS	87/747	96/793
FUMBLES/BALL LOST	33/13	27/12
TOUCHDOWNS	27	48
Rushing	9	13
Passing	12	25
Returns	6	10

SCORING

Kasay	TD	Ru	Pa	PAT	FG	2 S	PT
Kasay	0	0	0	22/23	23/28	0	91
Weinke	6	6	0	0	0	0	36
Walls	5	0	5	0	0	0	30
Huntley	3	2	1	0	0	0	18
Smith	3	0	0	3	0	0	18
Hayes	2	0	2	0	0	0	12
Mangum	2	0	2	0	0	0	12
Anderson	1	0	0	1	0	0	6
Biakabutuka	1	1	0	0	0	0	6
Byrd	1	0	1	0	0	0	6
Crawford	1	0	0	1	0	0	6
Evans	1	0	0	1	0	0	6
Muhammad	1	0	0	1	0	0	6
TEAM	27	9	12	6	22/23	23/28	0
OPPONENTS	48	13	25	10	43/44	25/30	0

SCORE BY PERIODS

	1	2	3	4	OT	TOT
TEAM	50	83	52	68	0	253
OPPONENTS	78	114	112	100	6	410

RUSHING

	No	Yds	Avg	Long	TD
Huntley	165	665	4.0	25	2
Biakabutuka	53	230	4.3	27	1
Goings	66	197	3.0	16	0
Weinke	37	128	3.5	23	6
Hoover	17	71	4.2	10	0
Smith	4	43	10.8	39	0
Craig	3	20	6.7	13	0
Hetherington	5	12	2.4	8	0
Lytle	2	8	4.0	4	0
Sauerbrun	1	0	0.0	0	0
Byrd	1	-2	-2.0	-2	0
TEAM	354	1372	3.9	39	9
OPPONENTS	521	2301	4.4	71	13

RECEIVING

	No	Yds	Avg	Long	TD
Hayes	52	597	11.5	48	2
Muhammad	50	585	11.7	43	1
Walls	43	452	10.5	25	5
Byrd	37	492	13.3	42	1
Hoover	26	185	7.1	19	0
Hetherington	23	124	5.4	15	0
Huntley	21	101	4.8	23	1
Mangum	15	89	5.9	11	2
Jeffers	14	127	9.1	21	0
Biakabutuka	12	121	10.1	47	0
Smith	10	154	15.4	33	0
Goings	8	39	4.9	11	0
Broughton	2	22	11.0	13	0
Crawford	1	10	10.0	10	0
TEAM	314	3098	9.9	48	12
OPPONENTS	306	3809	12.4	94	25

INTERCEPTIONS

	No	Yds	Avg	Long	TD
Evans	8	126	15.8	49	1
Grant	5	96	19.2	43	0
Hitchcock	3	65	21.7	35	0
Minter	2	32	16.0	30	0
Buckner	1	29	29.0	29	0
Howard	1	16	16.0	16	0
Morgan	1	10	10.0	10	0
Anderson	1	0	0.0	0	0
Towns	1	0	0.0	0	0
J. Williams	1	0	0.0	0	0
TEAM	24	374	15.6	49	1
OPPONENTS	22	432	19.6	76	6

PUNTING

	No	Yds	Avg	Net	TB	I20	Lg	B
Sauerbrun	93	4419	47.5	38.9	17	35	73	1
TEAM	94	4419	47.0	38.9	17	35	73	1
OPPONENTS	85	3457	40.7	34.6	5	24	59	0

PUNT RET.

	Ret	FC	Yds	Avg	Long	TD
Smith	34	10	364	10.7	70	1
Byrd	5	2	56	11.2	22	0
TEAM	39	12	420	10.8	70	1
OPPONENTS	42	19	425	10.1	68	1

KICKOFF RET.

	No	Yds	Avg	Long	TD
Smith	56	1431	25.6	99	2
Byrd	10	225	22.5	26	0
Hetherington	4	31	7.8	12	0
Broughton	3	46	15.3	26	0
Crawford	1	8	8.0	8	0
Hoover	1	8	8.0	8	0
Huntley	1	20	20.0	20	0
TEAM	76	1769	23.3	99	2
OPPONENTS	60	1340	22.3	46	0

DEFENSE

	TOT	S	A	QP	FF	FR	PD
Minter	108	65	43	-	4	1	10
Towns	101	70	31	-	2	-	1
Evans	83	59	24	-	1	-	14
Morgan	75	47	28	2	-	-	2
Grant	74	48	26	-	-	-	12
Rucker	72	47	25	9	4	1	1
Hambrick	62	44	18	1	-	-	1
Chester	55	36	19	3	-	-	1
Williams	54	34	20	7	-	-	-
Hitchcock	53	44	9	-	-	-	11
Jenkins	52	36	16	2	-	-	1
Buckner	50	36	14	6	-	-	5
Anderson	48	42	6	-	-	-	2
Wells	45	27	18	-	-	-	1
Gilbert	32	22	10	6	-	-	-
Slade	31	19	12	6	1	-	4
Hemsley	28	17	11	-	-	-	-
Navies	26	19	7	-	-	-	-
Lucas	21	14	7	-	-	-	1
Minor	16	12	4	1	-	-	1
Howard	14	11	3	-	-	-	1
Peter	13	9	4	3	-	-	-
Cooper	11	11	-	-	-	-	1
Richardson	10	8	2	-	-	-	1
Wilson	8	5	3	-	-	-	-
Harper	4	4	-	-	-	-	-
Miem	3	2	1	1	-	-	-
Killings	2	2	-	1	-	-	-
Hawkes	1	1	-	-	-	-	-
Posey	1	1	-	-	-	-	-

SACKS

Player	TOTAL	Lucas	Morgan	Williams	Chester	Wilson	TEAM	OPPONENTS
Rucker	9.0							1.0
Buckner	4.5							1.0
Slade	2.5							0.5
Gilbert	2.0							0.5
Jenkins	2.0							26.0
Grant	1.0							32.0
Howard	1.0							

F.GOALS

Kasay	1-19	20-29	30-39	40-49	50+
Kasay	0/0	10/10	4/4	7/9	2/5
TEAM	0/0	10/10	4/4	7/9	2/5
OPPONENTS	2/2	9/9	7/9	7/10	0/0

Kasay: (236/306,26G,31G)0(466,52G)0
(45G,45G)(27G,20G,51N)(53N)(25G,41G,28G)
(1)(47G,23G,51G)(37/47,22G,29G,30G,46G)
(44N,52N)(29G,40G)

Opponents: (41N)(25G)(42G,46G,37N)(40G)
(30G,39G)(32N,23G)(43G,34G)(36G,45G,29G)
(25G,35G)(26G)(39G)(42G,24G)(20G,27G)(45N,
33G,45N)(41G,18G,26G)(19G)

PANTHERS USUAL STARTERS

WR 87	Muhammad (11)	LE 96	Williams (13)
LT 75	Stuessie (16)	RT 99	Buckner (10)
LG 63	Nesbit (15)	RT 77	Jenkins (11)
C 60	Mitchell (15)	RE 93	Rucker (16)
RG 65	Donnalley (6)	SLB 55	Morgan (8)
RT 70	Terry (15)	MLB 57	Towns (15)
TE 85	Walls (14)	WLB 59	Hambrick (7)
WR 81	Hayes (15)	LCB 46	Anderson (9)
QB 16	Weinke (15)	RCB 33	Evans (16)
FB 45	Hoover (7)	SS 30	Minter (14)
RB			

2002 REGULAR SEASON STATISTICS

WON 7, LOST 9

4th NFC SOUTH

Date	W/L	Score	Opponent	Location	Result
09/08	W	10-7	BALTIMORE	at	W
09/15	W	31-7	DETROIT		W
09/22	W	21-14	at Minnesota	at	W
09/29	L	14-17	at Green Bay	at	L
10/06	L	13-16	ARIZONA		L
10/13	L	13-14	at Dallas	at	L
10/20	L	0-30	at Atlanta	at	L
10/27	L	9-12	TAMPA BAY		L
11/10	L	24-34	NEW ORLEANS		L
11/17	L	10-23	at Tampa Bay	at	L
11/24	L	0-41	ATLANTA		L
12/01	W	13-6	at Cleveland	at	W
12/08	W	52-31	CINCINNATI		W
12/15	L	14-30	at Pittsburgh	at	L
12/22	W	24-14	CHICAGO		W
12/29	W	10-6	at New Orleans	at	W

RUSHING	No	Yds	Avg	Long	TD
L. Smith	209	737	3.5	59	7
Brown	102	360	3.5	24	4
Goings	50	188	3.8	20	0
Hoover	31	129	4.2	11	0
Fasani	18	95	5.3	19	0
Muhammad	3	40	13.3	20	0
Montgomery	7	20	2.9	5	0
Peete	22	14	0.6	10	0
Weinke	5	9	1.8	13	0
Smart	1	2	2.0	2	0
Byrd	1	0	0.0	0	0
Hankton	2	-4	-2.0	2	0
S. Smith	1	-4	-4.0	-4	0
TEAM	452	1586	3.5	59	11
OPPONENTS	448	1653	3.7	44	12

DEFENSE	TOT	S	A	QP	FF	FR	PD
Fields	127	79	48	8	7	2	5
Minter	119	78	41	1	-	1	9
Howard	89	69	20	2	-	2	10
Witherspoon	88	49	39	2	1	1	5
Rucker	86	61	25	43	2	1	5
Grant	83	57	26	-	1	1	15
Cousin	82	57	25	4	-	1	19
Morgan	66	40	26	1	1	-	2
Jenkins	60	36	24	24	-	-	4
Allen	59	34	25	-	-	-	-
Peppers	54	37	17	19	5	-	4
Buckner	47	29	18	18	-	1	5
Navies	45	25	20	-	-	1	-
Wallace	35	22	13	21	1	2	-
Burton	31	15	16	8	-	-	2
McDaniel	31	25	6	-	-	-	4
Wesley	28	19	9	-	1	-	9
Gilbert	12	8	4	2	-	-	1
Jackson	9	3	6	-	-	-	-
Taves	7	2	5	2	-	-	2
Richardson	6	5	1	-	-	-	-
Fatafeh	3	-	3	-	-	-	-
Rasmussen	3	2	1	-	-	-	-
Towns	3	1	2	-	-	-	-
Cooper, J.	2	2	-	-	-	-	-
Cooper, D.	1	-	1	-	-	-	-
Simmons	1	-	1	-	-	-	-

STATISTIC	CAR.	OPP.
TOTAL FIRST DOWNS	238	271
Rushing	82	95
Passing	133	155
Penalty	23	21
3rd Down: Made/Att	64/224	77/234
3rd Down Pct.	28.6	32.9
4th Down: Made/Att	4/12	5/13
4th Down Pct.	33.3	38.5
POSSESSION AVG.	29:20	30:40
TOTAL NET YARDS	4280	4646
Avg. Per Game	267.5	290.4
Total Plays	960	1022
Avg. Per Play	4.5	4.5
NET YARDS RUSHING	1586	1653
Avg. Per Game	99.1	103.3
Total Rushes	452	448
NET YARDS PASSING	2694	2993
Avg. Per Game	168.4	187.1
Sacked/Yards Lost	44/287	52/336
Gross Yards	2981	3329
Att./Completions	464/255	522/293
Completion Pct.	55.0	56.1
Had Intercepted	22	17
PUNTS/AVERAGE	105/45.1	103/41.3
Net Punting Avg.	105/37.5	103/34.2
PENALTIES/YARDS	94/785	98/782
FUMBLES/BALL LOST	28/18	36/16
TOUCHDOWNS	30	33
Rushing	11	12
Passing	15	18
Returns	4	3

RECEIVING	No	Yds	Avg	Long	TD
Muhammad	63	823	13.1	42	3
S. Smith	54	872	16.1	69	3
L. Smith	20	167	8.4	58	0
Walls	19	241	12.7	27	4
Goings	18	91	5.1	14	0
Hoover	17	187	11.0	33	2
Brown	17	86	5.1	15	1
Mangum	16	159	9.9	35	0
Byrd	14	164	11.7	31	1
Wiggins	8	45	5.6	17	1
Hankton	9	146	16.2	31	0
TEAM	255	2981	11.7	69	15
OPPONENTS	293	3329	11.4	80	18

INTERCEPTIONS	No	Yds	Avg	Long	TD
Minter	4	125	31.3	62	1
Grant	3	16	5.3	10	0
Morgan	2	26	13.0	22	0
Howard	2	19	9.5	13	0
McDaniel	2	13	6.5	13	0
Cousin	2	4	2.0	4	0
Fields	1	37	37.0	30	0
Peppers	1	21	21.0	21	0
TEAM	17	261	15.4	62	1
OPPONENTS	22	197	9.0	41	1

SCORING	TD	Ru	Pa	Rt	PAT	FG	2	S	PT
Graham	0	0	0	0	21/21	13/18	0	0	60
L. Smith	7	7	0	0	0	0	0	0	42
Brown	5	4	1	0	0	0	0	0	30
S. Smith	5	0	3	2	0	0	0	0	30
Walls	4	0	4	0	0	0	0	0	24
Muhammad	3	0	3	0	0	0	0	0	18
Hoover	2	0	2	0	0	0	0	0	12
Kasay	0	0	0	0	5/5	2/5	0	0	11
Byrd	1	0	1	0	0	0	0	0	6
Minter	1	0	0	1	0	0	0	0	6
Wallace	1	0	0	1	0	0	0	0	6
Wiggins	1	0	1	0	0	0	0	0	6
Hilbert	0	0	0	0	3/3	0/2	0	0	2
Goings	0	0	0	0	0	1	0	2	0
TEAM	30	11	15	4	29/29	15/25	1	0	258
OPPONENTS	33	12	18	3	32/32	24/29	0	0	302

PUNTING	No	Yds	Avg	Net	TBI	20	Lg	B
Sauerbrun	104	4735	45.5	37.5	12	31	67	1
TEAM	105	4735	45.1	37.5	12	31	67	1
OPPONENTS	103	4251	41.3	34.2	12	29	66	0

PUNT RETURN	Ret	FC	Yds	Avg	Long	TD
Smith	55	13	470	8.5	87	2
Byrd	2	3	17	8.5	17	0
TEAM	57	16	487	8.5	87	2
OPPONENTS	63	7	554	8.8	61	0

SCORE BY PERIODS	1	2	3	4	OT	TOT
TEAM	51	68	70	69	0	258
OPPONENTS	63	74	75	90	0	302

PASSING	Att	Cmp	Yds	Cmp%	Yd/Att	TD	TD%	Int	Int%	Lg	TK/LS	Rate
Peete	381	223	2630	58.5	6.90	15	3.9	14	3.7	69	31/192	77.4
Fasani	44	15	171	34.1	3.89	0	0.0	4	9.1	27	7/60	8.8
Weinke	38	17	180	44.7	4.74	0	0.0	3	7.9	24	6/35	26.2
Brown	1	0	0	0.0	0.00	0	0.0	0	1100.0	0	0/0	0.0
TEAM	464	255	2981	55.0	6.42	15	3.2	22	4.7	69	44/287	65.7
OPPONENTS	522	293	3329	56.1	6.38	18	3.4	17	3.3	80	52/336	73.4

F. GOALS	1-19	20-29	30-39	40-49	50+
Graham	1/1	2/4	2/3	6/8	2/2
Kasay	0/0	2/2	0/0	0/2	0/1
Hilbert	0/0	0/0	0/1	0/1	0/0
TEAM	1/1	4/6	2/4	6/11	2/3
OPPONENTS	0/0	6/7	8/9	7/9	3/4

SACKS	Player	TOTAL	Burton	Cousin	Gilbert	Howard	Minter	Morgan	TEAM	52.0
Peppers	12.0	12.0	1.0	1.0	1.0	1.0	1.0	1.0	1.0	1.0
Rucker	10.0	10.0	1.0	1.0	1.0	1.0	1.0	1.0	1.0	1.0
Fields	7.5	7.5	1.0	1.0	1.0	1.0	1.0	1.0	1.0	1.0
Jenkins	7.0	7.0	1.0	1.0	1.0	1.0	1.0	1.0	1.0	1.0
Buckner	5.0	5.0	1.0	1.0	1.0	1.0	1.0	1.0	1.0	1.0
Wallace	3.0	3.0	1.0	1.0	1.0	1.0	1.0	1.0	1.0	1.0
Witherspoon	1.5	1.5	1.0	1.0	1.0	1.0	1.0	1.0	1.0	1.0

PANTHERS USUAL STARTERS	WR	TE	LE	90	Peppers	12	
LT	75	Stuessie	16	LT	99	Buckner	12
LG	63	Nesbit	14	RT	77	Jenkins	16
C	60	Mitchell	16	RE	93	Rucker	15
RG	65	Donnalley	16	SLB	58	Fields	15
RT	70	Terry	10	MLB	55	Morgan	8
TE	85	Walls	14				

2003 REGULAR SEASON STATISTICS

WON 11, LOST 5

HEAD COACH JOHN FOX			1st NCT SOUTH	
09/07	W	24-23	JACKSONVILLE	72,134
09/14	W	12-9 OT	at Tampa Bay	65,621
09/28	W	23-3	ATLANTA	72,765
10/05	W	19-13	NEW ORLEANS	72,496
10/12	W	23-20 OT	at Indianapolis	57,082
10/19	L	17-37	TENNESSEE	72,851
10/26	W	23-20 OT	at New Orleans	68,370
11/02	L	10-14	at Houston	70,052
11/09	W	27-24	TAMPA BAY	73,245
11/16	W	20-17	WASHINGTON	73,263
11/23	L	20-24	at Dallas	63,871
11/30	L	16-25	PHILADELPHIA	72,977
12/07	L	14-20 OT	at Atlanta	70,079
12/14	W	20-17	at Arizona	23,217
12/21	W	20-14	DETROIT	72,835
12/28	W	37-24	at New York Giants	78,130
NFC WILD CARD PLAYOFF				
01/03	W	29-10	DALLAS	72,324
NFC DIVISIONAL PLAYOFF				
01/10	W	29-23	at St. Louis (2OT)	66,165
NFC CHAMPIONSHIP				
01/18	W	14-3	at Philadelphia	67,862
SUPER BOWL XXXVIII				
02/01	L	29-32	vs New England	71,525

RUSHING

	No	Yds	Avg	Long	TD
Davis	318	1444	4.5	40	8
Foster	113	429	3.8	21	0
Goings	10	69	6.9	17	0
Smart	20	49	2.5	6	0
S. Smith	11	42	3.8	14	0
Delhomme	42	39	0.9	9	1
Hoover	6	21	3.5	5	0
Muhammad	2	-2	-1.0	0	0
TEAM	522	2091	4.0	40	9
OPPONENTS	434	1722	4.0	43	10

RECEIVING

	No	Yds	Avg	Long	TD
S. Smith	88	1110	12.6	67	7
Muhammad	54	837	15.5	60	3
Proehl	27	389	14.4	66	4
Foster	26	207	8.0	47	2
Mangum	17	199	11.7	34	0
Davis	14	159	11.4	25	0
Goings	12	97	8.1	14	1
Hoover	12	72	6.0	17	1
Wiggins	8	80	10.0	23	1
Seidman	5	35	7.0	14	0
Smart	3	11	3.7	5	0
Hankton	2	27	13.5	15	0
Dyson	2	15	7.5	9	0
TEAM	270	3238	12.0	67	19
OPPONENTS	299	3215	10.8	65	19

DEFENSE

	TOT	S	A	QP	FF	FR	PD
Minter	124	83	41	5	1	-	7
Witherspoon	114	76	38	7	-	-	4
Grant	105	68	37	6	-	-	13
Morgan	90	57	33	7	1	2	3
Favors	82	55	27	1	1	-	1
Howard	78	56	22	3	1	-	8
Rucker	73	56	17	2	1	-	1
Peppers	65	48	17	32	3	-	6
Jenkins	59	41	18	10	1	1	3
Manning	59	49	10	-	2	-	1
Cousin	57	40	17	3	-	-	5
Allen	52	26	26	2	1	-	2
Wallace	38	25	13	9	-	-	2
Burton	32	21	11	1	-	-	3
Buckner	31	20	11	1	-	-	3
Towns	17	12	5	-	-	-	-
Moorehead	13	4	9	4	-	-	1
Wesley	8	6	2	1	1	1	4
Rasmussen	5	4	1	1	1	-	-
Caldwell	3	1	2	-	-	-	-
Cooper	3	1	2	-	-	-	-
Branch	2	1	1	-	-	-	-
Hampton	2	2	-	-	-	-	-
Pittman	1	-	1	-	-	-	-

STATISTIC

STATISTIC	CAR.	OPP.
TOTAL FIRST DOWNS	284	274
Rushing	114	83
Passing	146	161
Penalty	24	30
3rd Down: Made/Att	78/219	78/225
3rd Down Pct.	35.6	34.7
4th Down: Made/Att	6/11	5/16
4th Down Pct.	54.5	31.3
POSSESSION AVG.	30:27	29:33
TOTAL NET YARDS	5141	4725
Avg. Per Game	321.3	295.3
Total Plays	1008	996
Avg. Per Play	5.1	4.7
NET YARDS RUSHING	2091	1722
Avg. Per Game	130.7	107.6
Total Rushes	522	434
NET YARDS PASSING	3050	3003
Avg. Per Game	190.6	187.7
Sacked/Yards Lost	26/188	40/212
Gross Yards	3238	3215
Att./Completions	460/270	522/299
Completion Pct.	58.7	57.3
Had Intercepted	16	16
PUNTS/AVERAGE	81/42.8	90/42.0
Net Punting Avg.	81/35.6	90/35.8
PENALTIES/YARDS	116/966	111/1011
FUMBLES/BALL LOST	33/15	20/10
TOUCHDOWNS	33	35
Rushing	9	10
Passing	19	19
Returns	5	6

INTERCEPTIONS

	No	Yds	Avg	Long	TD
Minter	3	100	33.3	35	2
Manning	3	33	11.0	27	1
Grant	3	25	8.3	25	0
Wallace	2	58	29.0	53	0
Howard	2	2	1.0	2	0
Burton	1	10	10.0	10	0
Witherspoon	1	10	10.0	10	0
Rucker	1	0	0.0	0	0
TEAM	16	238	14.9	53	3
OPPONENTS	16	225	14.1	44	2

PUNTING

	No	Yds	Avg	Net	TB	I20	Lg	B
Sauerbrun	77	3433	44.6	35.6	9	22	64	3
Kasay	1	33	33.0	33.0	0	1	33	0
TEAM	81	3466	42.8	35.6	9	23	64	3
OPPONENTS	90	3778	42.0	35.8	5	31	59	1

PUNT RET.

	Ret	FC	Yds	Avg	Long	TD
S. Smith	44	14	439	10.0	53	1
Dyson	1	1	14	14.0	14	0
TEAM	45	15	453	10.1	53	1
OPPONENTS	35	12	402	11.5	89	1

KICKOFF RET.

	No	Yds	Avg	Long	TD
Smart	41	947	23.1	100	1
S. Smith	11	309	28.1	42	0
Proehl	2	34	17.0	19	0
Seidman	2	24	12.0	17	0
Hoover	1	0	0.0	0	0
Muhammad	1	2	2.0	2	0
Rasmussen	1	16	16.0	16	0
Wallace	1	13	13.0	13	0
Wiggins	0	0	-	-	0
TEAM	60	1345	22.4	100	1
OPPONENTS	70	1425	20.4	53	0

SACKS

Player	TOTAL	Grant	Rasmussen
Rucker	12.0	-	1.0
Peppers	7.0	Wesley	1.0
Jenkins	5.0	Witherspoon	1.0
Wallace	5.0	Buckner	0.5
Burton	2.0	Howard	0.5
Cousin	2.0	TEAM	40.0
Allen	1.0	OPPONENTS	26.0

F.GOALS

	1-19	20-29	30-39	40-49	50+
Kasay	0/0	13/13	6/8	11/13	2/4
TEAM	0/0	13/13	6/8	11/13	2/4
OPPONENTS	0/0	7/7	7/11	7/11	0/3

Kasay: (49G)(28G,35G,20G,47G)(53G,23G,38G)
 (49G,23G)(29G,23G,47G)(53G)(24G,29G,31G)(23G)
 (48G,45G)(25G,47N,54N,26G)(44G,52N,34G)(20G,
 32N,38N,49N)(21G,49G)(42G,44G)(42G,33G,34G)
Opponents: (40G,55B)(38B,41G,47B)(55N,28G)
 (38G,57N,26G)(39G,22G)(40G,32G,34G)(46G,42G)(1
 (39G)(46N,23G)(24G,49N,44N)(35G,48G,38G,29G)
 (36N,34N)(35N,44G)(1)(28G)

PANTHERS USUAL STARTERS

WR 87	Muhammad (15)	LE 90	Peppers (16)
LT 75	Steuessie (16)	LT 99	Buckner (11)
LG 78	James (16)	RT 77	Jenkins (16)
C 60	Mitchell (15)	RE 93	Rucker (13)
RG 65	Donnalley (16)	SLB 53	Favors (13)
RT 69	Gross (16)	MLB 55	Morgan (11)
TE 86	Mangum (11)	WLB 54	Witherspoon (12)
WR 89	S. Smith (11)	LCB 21	Cousin (12)
QB 17	Delhomme (15)	RCB 23	Howard (15)
FB 45	Hoover (9)	SS 30	Minter (16)
RB 48	Davis (14)	FS 27	Grant (16)

SCORE BY PERIODS

	1	2	3	4	OT	TOT
TEAM	73	70	87	86	9	325
OPPONENTS	41	94	44	119	6	304

SCORING

	TD	Ru	Pa	Rt	PAT	FG	2	S	PT
Kasay	0	0	0	0	29/30	32/38	0	0	125
Davis	8	8	0	0	0	0	0	0	48
S. Smith	8	0	7	1	0	0	0	0	48
Proehl	4	0	4	0	0	0	0	0	24
Muhammad	3	0	3	0	0	0	0	0	18
Foster	2	0	2	0	0	0	0	0	12
Minter	2	0	2	0	0	0	0	0	12
Delhomme	1	1	0	0	0	0	0	0	6
Goings	1	0	1	0	0	0	0	0	6
Hoover	1	0	1	0	0	0	0	0	6
Manning	1	0	1	0	0	0	0	0	6
Smart	1	0	1	0	0	0	0	0	6
Wiggins	1	0	1	0	0	0	0	0	6
TEAM	33	9	19	5	29/30	32/38	0	0	325
OPPONENTS	35	10	19	6	31/32	31/32	0	0	304

PASSING

	Att	Cmp	Yds	Cmp%	Yd/Att	TD	TD%	Int	Int%	Lg	TK/LS	Rate
Delhomme	449	266	3219	59.2	7.17	19	4.2	16	3.6	67	23/168	80.6
Peele	10	4	19	40.0	1.90	0	0.0	0	0.0	8	3/20	47.9
Sauerbrun	1	0	0	0.0	0.00	0	0.0	0	0.0	0	0/0	39.6
TEAM	460	270	3238	58.7	7.04	19	4.1	16	3.5	67	26/188	79.6
OPPONENTS	522	299	3215	57.3	6.16	19	3.6	16	3.1	65	40/212	74.8

2004 REGULAR SEASON STATISTICS

WON 7, LOST 9

		3rd NFC SOUTH	
HEAD COACH JOHN FOX			
09/13	L 14-24	GREEN BAY	73,656
09/19	W 28-17	at Kansas City	78,136
10/03	L 10-27	ATLANTA	73,461
10/10	L 17-20	at Denver	75,072
10/17	L 8-30	at Philadelphia	67,707
10/24	L 6-17	SAN DIEGO	73,096
10/31	L 17-23	at Seattle	66,214
11/07	L 24-27	OAKLAND	73,518
11/14	W 37-27	at San Francisco	63,618
11/21	W 35-10	ARIZONA	72,796
11/28	W 21-14	TAMPA BAY	73,124
12/05	W 32-21	at New Orleans	58,878
12/12	W 20-7	ST. LOUIS	73,306
12/18	L 31-34 OT	at Atlanta	70,845
12/26	W 37-20	at Tampa Bay	65,380
01/02	L 18-21	NEW ORLEANS	73,302

STATISTIC

	CAR.	OPP.
TOTAL FIRST DOWNS	308	307
Rushing	85	98
Passing	192	177
Penalty	31	32
3rd Down: Made/Att	83/206	99/215
3rd Down Pct.	40.3	46.0
4th Down: Made/Att	3/8	6/12
4th Down Pct.	37.5	50.0
POSSESSION AVG.	29:56	30:04
TOTAL NET YARDS	5225	5382
Avg. Per Game	326.6	336.4
Total Plays	991	1021
Avg. Per Play	5.3	5.3
NET YARDS RUSHING	1582	1904
Avg. Per Game	98.9	119.0
Total Rushes	422	474
NET YARDS PASSING	3643	3478
Avg. Per Game	227.7	217.4
Sacked/Yards Lost	33/246	34/225
Gross Yards	3889	3703
Att./Completions	536/311	513/303
Completion Pct.	58.0	59.1
Had Intercepted	15	26
PUNTS/AVERAGE	79/43.1	64/41.1
Net Punting Avg.	79/36.9	64/37.9
PENALTIES/YARDS	123/1020	117/1078
FUMBLES/BALL LOST	23/11	29/12
TOUCHDOWNS	42	40
Rushing	10	19
Passing	29	18
Returns	3	3

SCORING

	TD	Ru	Pa	Rt	PAT	FG	2	S	PT
Muhammad	16	0	16	0	0	0	0	0	96
Kasay	0	0	0	0	27/28	19/22	0	0	84
Goings	7	6	1	0	0	0	0	0	42
Colbert	5	0	5	0	1	0	32	0	32
Mangum	3	0	3	0	0	0	18	0	18
Seidman	2	0	2	0	0	0	14	0	14
Foster	2	2	0	0	0	0	12	0	12
Hoover	2	0	2	0	0	0	12	0	12
Peppers	2	0	2	0	0	0	12	0	12
Chandler	0	0	0	0	8/8	0/2	0	0	8
Sauerbrun	0	0	0	0	4/4	1/1	0	0	7
Bennett	1	1	0	0	0	0	6	0	6
Delhomme	1	1	0	0	0	0	6	0	6
Moorehead	1	0	1	0	0	0	6	0	6
TEAM	42	10	29	3	39/40	20/25	0	0	355
OPPONENTS	40	19	18	3	39/39	20/28	0	0	339

PUNT RET.

	Ret	FC	Yds	Avg	Long	TD
Broussard	10	8	43	4.3	13	0
Gamble	9	2	69	7.7	16	0
Baker	8	3	49	6.1	18	0
Hawkins	1	0	4	4.0	4	0
Smith	0	1	0	---	---	0
TEAM	28	14	165	5.9	18	0
OPPONENTS	38	12	303	8.0	34	0

RUSHING

	No	Yds	Avg	Long	TD
Goings	217	821	3.8	57	6
Foster	59	255	4.3	71	2
Hoover	68	246	3.6	16	0
Davis	24	92	3.8	12	0
Delhomme	25	71	2.8	13	1
Harris	15	53	3.5	19	0
Bennett	6	17	2.8	11	1
Muhammad	3	15	5.0	13	0
Proehl	1	9	9.0	9	0
Smart	3	4	1.3	3	0
Peete	1	-1	-1.0	-1	0
TEAM	422	1582	3.7	71	10
OPPONENTS	474	1904	4.0	71	19

RECEIVING

	No	Yds	Avg	Long	TD
Muhammad	93	1405	15.1	51	16
Colbert	47	754	16.0	63	5
Goings	45	394	8.8	37	1
Proehl	34	497	14.6	34	0
Mangum	34	323	9.5	26	3
Hoover	21	161	7.7	34	2
Seidman	13	123	9.5	27	2
Foster	9	76	8.4	42	0
Smith	6	60	10.0	15	0
Gaines	4	34	8.5	14	0
Davis	2	32	16.0	22	0
Hankton	2	25	12.5	20	0
Smart	1	5	5.0	5	0
Peppers	0	0	---	0	0
Ross	0	0	---	0	0
TEAM	311	3889	12.5	63	29
OPPONENTS	303	3703	12.2	75	18

INTERCEPTIONS

	No	Yds	Avg	Long	TD
Gamble	6	15	2.5	13	0
Witherspoon	4	48	12.0	25	0
Manning	4	46	11.5	30	0
Branch	3	79	26.3	76	0
Peppers	2	143	71.5	97	1
Morgan	2	20	10.0	11	0
Allen	1	21	21.0	21	0
Moorehead	1	17	17.0	17	1
Fields	1	14	14.0	14	0
Hawkins	1	9	9.0	9	0
Buckner	1	8	8.0	8	0
TEAM	26	420	16.2	97	2
OPPONENTS	15	321	21.4	64	3

PUNTING

	No	Yds	Avg	Net	TB	10	Lg	B
Sauerbrun	76	3351	44.1	37.5	8	25	65	1
Kasay	2	51	25.5	15.5	1	0	34	0
TEAM	79	3402	43.1	36.9	9	25	65	1
OPPONENTS	64	2630	41.1	37.9	2	21	67	1

KICKOFF RET.

	No	Yds	Avg	Long	TD
Smart	41	947	23.1	100	1
Robertson	6	180	30.0	49	0
Broussard	24	555	23.1	49	0
Bennett	8	177	22.1	43	0
Smart	8	169	21.1	33	0
Proehl	3	64	21.3	27	0
Baker	2	39	19.5	23	0
Colbert	2	30	15.0	19	0
Foster	2	16	8.0	14	0
Hoover	2	30	15.0	16	0
Seidman	2	20	10.0	12	0
Whiteley LG	2	33	16.5	20	0
Rasmussen	1	12	12.0	12	0
Wesley	1	15	15.0	15	0
TEAM	61	1307	21.4	49	0
OPPONENTS	69	1477	21.4	66	0

PASSING

	Att	Cmp	Yds	Cmp%	Yd/Att	TD	TD%	Int	Int%	Lg	TK/LS	Rate
Delhomme	533	310	3886	58.2	7.29	29	5.4	15	2.8	63	33/246	87.3
Peete	1	1	3	100.0	3.00	0	0.0	0	0.0	3	0/0	79.2
Proehl	1	0	0	0.0	0.00	0	0.0	0	0.0	0	0/0	39.6
Smith	1	0	0	0.0	0.00	0	0.0	0	0.0	0	0/0	39.6
TEAM	536	311	3889	58.0	7.26	29	5.4	15	2.8	63	33/246	87.0
OPPONENTS	513	303	3703	59.1	7.22	18	3.5	26	5.1	75	34/225	87.0

DEFENSE

	TOT	S	A	QP	FF	FR	PD
Witherspoon	110	82	28	4	2	1	5
Morgan	109	75	34	7	1	2	5
Minter	94	45	49	1	1	2	13
Peppers	85	63	22	31	4	1	6
Gamble	84	65	19	-	1	-	12
Manning Jr.	80	54	26	1	-	-	5
Branch	67	39	28	2	-	-	5
Rucker	65	43	22	23	-	-	1
Fields	60	48	12	5	1	1	3
Buckner	55	35	20	14	1	-	4
Moorehead	50	36	14	6	-	-	1
Hawkins	36	24	12	2	3	-	5
Short	36	24	12	-	-	-	-
Ciurciu	33	25	8	-	-	-	-
Wallace	30	22	8	4	2	1	-
Allen	22	12	10	1	-	-	-
Carstens	14	9	5	-	-	-	1
Jenkins	12	8	4	-	-	-	-
Jackson	11	8	3	-	-	-	-
Wesley	7	3	4	-	-	-	-
Tillman	5	3	2	-	-	-	-
Jordan	3	2	1	-	-	-	-
Rasmussen	1	1	-	-	-	-	-

SACKS

Player	TOTAL	Moorehead	2.0
Peppers	11.0	Morgan	2.0
Fields	4.0	Jenkins	1.0
Buckner	3.5	Jordan	1.0
Rucker	3.5	Wallace	1.0
Witherspoon	3.0	TEAM	34.0
Minter	2.0	OPPONENTS	33.0

F.GOALS

	1-19	20-29	30-39	40-49	50-
Kasay	0/0				

2005 REGULAR SEASON STATISTICS

WON 11, LOST 5

		2nd NFC SOUTH	
HEAD COACH JOHN FOX			
09/11	L 20-23	NEW ORLEANS	72,920
09/18	W 27-17	NEW ENGLAND	73,528
09/25	L 24-27	at Miami	72,288
10/03	W 32-29	GREEN BAY	73,657
10/09	W 24-20	at Arizona	38,809
10/16	W 21-20	at Detroit	61,083
10/30	W 38-13	MINNESOTA	73,502
11/06	W 34-14	at Tampa Bay	65,014
11/13	W 30-3	NEW YORK JETS	73,529
11/20	L 3-13	at Chicago	62,156
11/27	W 13-9	at Buffalo	71,440
12/04	W 24-6	ATLANTA	73,661
12/11	L 10-20	TAMPA BAY	73,467
12/18	W 27-10	at New Orleans	32,551
12/24	L 20-24	DALLAS	73,436
01/01	W 44-11	at Atlanta	70,796
01/08	W 23-0	at New York Giants	79,378
01/15	W 29-21	at Chicago	62,209
01/22	L 14-34	at Seattle	67,837

NFC WILD CARD PLAYOFF

NFC DIVISIONAL PLAYOFF

NFC CHAMPIONSHIP

STATISTIC

	CAR.	OPP.
TOTAL FIRST DOWNS	278	262
Rushing	82	72
Passing	157	160
Penalty	39	30
3rd Down: Made/Att	92/218	90/221
3rd Down Pct.	42.2	40.7
4th Down: Made/Att	2/6	5/16
4th Down Pct.	33.3	31.3
POSSESSION AVG.	30:48	29:12
TOTAL NET YARDS	4950	4522
Avg. Per Game	309.4	282.6
Total Plays	964	981
Avg. Per Play	5.1	4.6
NET YARDS RUSHING	1679	1465
Avg. Per Game	104.9	91.6
Total Rushes	487	408
NET YARDS PASSING	3271	3057
Avg. Per Game	204.4	191.1
Sacked/Yards Lost	28/214	45/294
Gross Yards	3485	3351
Att./Completions	449/269	528/305
Completion Pct.	59.9	57.8
Had Intercepted	16	23
PUNTS/AVERAGE	73/43.2	79/45.1
Net Punting Avg.	73/38.6	79/37.4
PENALTIES/YARDS	91/732	128/1045
FUMBLES/BALL LOST	23/10	25/19
TOUCHDOWNS	45	27
Rushing	17	9
Passing	25	15
Returns	3	3

RUSHING

No	Yds	Avg	Long	TD
Foster	205	879	4.3	70t
S. Davis	180	549	3.1	39
Goings	37	133	3.6	17
Robertson	14	41	2.9	11
Delhomme	24	31	1.3	12
Hoover	4	25	6.3	20t
Hoover	10	22	2.2	4
Colbert	1	6	6.0	6
Smart	3	6	2.0	6
Weinke	8	-5	-6	1
Proehl	1	-8	-8.0	-8
TEAM	487	1679	3.4	70t
OPPONENTS	408	1465	3.6	58

RECEIVING

No	Yds	Avg	Long	TD
S. Smith	103	1563	15.2	80t
Foster	34	372	10.9	47
Proehl	25	441	17.6	69
Colbert	25	282	11.3	42
Mangum	23	202	8.8	24
Goings	14	151	10.8	30
Hoover	14	87	6.2	12
Gaines	12	155	12.9	38
Gardner	9	84	9.3	15
Carter	5	103	20.6	40
S. Davis	5	45	9.0	21
TEAM	269	3485	13.0	80t
OPPONENTS	305	3351	11.0	86

INTERCEPTIONS

No	Yds	Avg	Long	TD
Gamble	7	157	22.4	61t
Lucas	6	70	11.7	32
McCree	3	73	24.3	46
Wallace	2	38	19.0	38
Witherspoon	2	35	17.5	35t
Manning	2	20	10.0	10
Minter	1	47	47.0	47
TEAM	23	440	19.1	61t
OPPONENTS	16	335	20.9	64t

PUNTING

No	Yds	Avg	Net	TB	I20	Lg	B
Baker	72	3118	43.3	38.9	4	23	59
Kasay	1	36	36.0	16.0	1	0	36
TEAM	73	3154	43.2	38.6	5	23	59
OPPONENTS	79	3562	45.1	37.4	8	18	69

KICKOFF RET.

No	Yds	Avg	Long	TD
Smart	29	615	21.2	60
Robertson	16	343	21.4	42
S. Smith	3	61	20.3	30
Gaines	2	24	12.0	13
Goings	1	21	21.0	21
Hoover	1	10	10.0	10
Mangum	1	9	9.0	9
Seidman	0	0	---	0
TEAM	53	1083	20.4	60
OPPONENTS	80	1702	21.3	47

PUNT RET.

Ret	FC	Yds	Avg	Long	TD
S. Smith	27	6	286	10.6	44
Gamble	14	5	158	11.3	76
TEAM	41	11	444	10.8	76
OPPONENTS	36	20	235	6.5	31

PASSING

	Att	Cmp	Yds	Cmp%	Yd/Att	TD	TD%	Int	Int%	Lg	TK/LS	Rate
Delhomme	435	262	3421	60.2	7.86	24	5.5	16	3.7	80t	28/214	88.1
Weinke	13	7	64	53.8	4.92	1	7.7	0	0.0	18	0/0	93.1
Foster	1	0	0	0.0	0.00	0	0.0	0	0.0	0	0/0	39.6
TEAM	449	269	3485	59.9	7.76	25	5.6	16	3.6	80t	28/214	88.1
OPPONENTS	528	305	3351	57.8	6.35	15	2.8	23	4.4	86	45/294	68.0

DEFENSE

	TOT	S	A	QP	FF	FR	PD
Witherspoon	109	78	31	2	-	-	13
McCree	95	69	26	2	-	-	9
Morgan	90	59	31	6	1	1	4
Gamble	78	58	20	-	1	-	7
Lucas	72	59	13	2	-	-	12
Minter	71	43	28	1	1	-	10
Peppers	70	46	24	34	1	1	4
Short	69	39	30	2	-	-	1
Rucker	62	40	22	30	3	2	4
Draft	56	35	21	1	1	-	1
Manning Jr.	47	34	13	4	-	-	3
Carstens	44	29	15	11	-	-	1
Buckner	43	30	13	13	-	-	1
Wallace	34	23	11	5	1	1	2
Moorehead	31	21	10	9	-	-	1
Davis	28	18	10	5	1	-	-
Wesley	12	11	1	-	1	-	1
Ciurciu	6	5	1	1	-	-	1
Rasmussen	3	2	1	1	-	-	1
Seward	3	2	-	-	-	-	-
Wilds	3	3	-	-	-	-	-
Jenkins	2	-	2	-	-	-	-
Tufts	1	1	-	-	-	-	-

SACKS

Player	TOTAL	Draft
Peppers	10.5	T. Davis..... 1.5
Rucker	7.5	Minter..... 1.5
Moorehead	5	Buckner..... 1
Wallace	5	(group)..... 1
Carstens	4	Short..... 0.5
Morgan	3	TEAM..... 45.0
Witherspoon	2.5	OPPONENTS..... 28.0

F.GOALS

	1-19	20-29	30-39	40-49	50+
Kasay	1/1	8/8	8/8	6/9	3/8
TEAM	1/1	8/8	8/8	6/9	3/8
OPPONENTS	0/0	6/6	9/11	7/9	1/1

Kasay: (39G,46G)(51G,52G)(52G)(32G,38G)(46G,53N,62N)(52B)(56N,44G)(30G,20G)(23G,42G,28G)(46N,38G)(25G,45N,25G)(20G)(42N,39G)(32G,50N,29G)(24G,47G)(19G,41G,34G)

Opponents: (29G,48G,47G)(45G)(27G,32G)(39G,49G)(47B,52G,25G)(33N)(22G)(33G,39G)(31G,45G,33G)(36G,43G,49N)(34G,36G)(44G)(24G,32B)(29G)

PANTHERS USUAL STARTERS

WR 89 Smith (16)	LE 90 Peppers (16)
LT 70 Wharton (16)	LT 99 Buckner (16)
LG 68 Wable (16)	RT 67 Carstens (15)
C 60 Mitchell (16)	RE 93 Rucker (14)
RG 76 Reyes (16)	SLB 53 Short (15)
RT 69 Gross (16)	MLB 55 Morgan (13)
TE 86 Mangum (9)	WLB 54 Whatterspoon (15)
WR 83 Colbert (16)	LCB 23 Lucas (15)
QB 17 Delhomme (16)	RCB 20 Gamble (15)
FB 45 Hoover (15)	SB 27 McCree (15)
RB 48 Davis (11)	FS 30 Minter (16)

SCORE BY PERIODS

	1	2	3	4	OT	TOT
TEAM	96	117	53	125	0	391
OPPONENTS	72	73	42	72	0	259

2006 REGULAR SEASON STATISTICS

WON 8, LOST 8

		2nd Nfc SOUTH	
HEAD COACH JOHN FOX			
09/10	L 6-20	ATLANTA	73,522
09/17	L 13-16OT	at Minnesota	63,623
09/24	W 26-24	at Tampa Bay	65,423
10/01	W 21-18	NEW ORLEANS	73,392
10/08	W 20-12	CLEVELAND	73,520
10/15	W 23-21	at Baltimore	70,762
10/22	L 14-17	at Cincinnati	65,964
10/29	L 14-35	DALLAS	73,688
11/13	W 24-10	TAMPA BAY	73,573
11/19	W 15-0	ST. LOUIS	73,348
11/26	L 13-17	at Washington	85,450
12/04	L 24-27	at Philadelphia	69,098
12/10	L 13-27	NEW YORK GIANTS	73,702
12/17	L 3-37	PITTSBURGH	73,798
12/24	W 10-3	at Atlanta	68,834
12/31	W 31-21	at New Orleans	69,569

STATISTIC

	CAR.	OPP.
TOTAL FIRST DOWNS	278	267
Rushing	100	96
Passing	158	149
Penalty	20	22
3rd Down: Made/Att	65/209	70/222
3rd Down Pct.	31.1	31.5
4th Down: Made/Att	3/9	11/14
4th Down Pct.	33.3	78.6
POSSESSION AVG.	30:12	29:48
TOTAL NET YARDS	4923	4737
Avg. Per Game	307.7	296.1
Total Plays	994	990
Avg. Per Play	5.0	4.8
NET YARDS RUSHING	1659	1737
Avg. Per Game	103.7	108.6
Total Rushes	423	449
NET YARDS PASSING	3264	3000
Avg. Per Game	204.0	187.5
Sacked/Yards Lost	32/222	41/265
Gross Yards	3486	3265
Att./Completions	539/325	500/291
Completion Pct.	60.3	58.2
Had Intercepted	17	14
PUNTS/AVERAGE	100/45.1	98/43.8
Net Punting Avg.	100/38.8	98/40.7
PENALTIES/YARDS	103/744	89/735
FUMBLES/BALL LOST	21/10	22/8
TOUCHDOWNS	28	33
Rushing	7	10
Passing	19	22
Returns	2	1

SCORING

	TD	Ru	Pa	Rt	PAT	FG	2 S	P
Kasay	0	0	0	0	28/28	24/27	0	0
Smith	9	1	8	0	0	0	0	54
K. Johnson	5	1	4	0	0	0	0	30
Carter	3	0	3	0	0	0	0	18
Foster	3	3	0	0	0	0	0	18
D. Williams	2	1	1	0	0	0	0	12
Gamble	1	0	0	1	0	0	0	6
Goings	1	0	1	0	0	0	0	6
Hoover	1	1	0	0	0	0	0	6
King	1	0	1	0	0	0	0	6
Mangum	1	0	1	0	0	0	0	6
Marshall	1	0	0	1	0	0	0	6
Rucker	0	0	0	0	0	1	2	0
TEAM	28	7	19	2	28/28	24/27	0	1270
OPPONENTS	33	10	22	1	31/31	24/30	2	0305

PUNT RET.

	Ret	FC	Yds	Avg	Long	TD
Gamble	36	13	185	5.1	24	0
Smith	9	3	30	3.3	16	0
Biddle	2	1	11	5.5	11	0
Marshall	2	0	-1	-5.0	0	0
TEAM	49	17	225	4.6	24	0
OPPONENTS	61	17	390	6.4	65t	1

RUSHING

	No	Yds	Avg	Long	TD
Foster	227	897	4.0	43t	3
D. Williams	121	501	4.1	31	1
Hoover	22	73	3.3	17	1
Smith	8	61	7.6	24t	1
Goings	11	52	4.7	28	0
Shelton	8	23	2.9	9	0
Carter	2	18	9.0	11	0
Weinke	4	16	4.0	13	0
Delhomme	18	12	0.7	12	0
K. Johnson	1	4	4.0	4t	1
Basanez	1	2	2.0	2	0
TEAM	423	1659	3.9	43t	7
OPPONENTS	449	1737	3.9	41t	10

RECEIVING

	No	Yds	Avg	Long	TD
Smith	83	1166	14.0	72t	8
K. Johnson	70	815	11.6	40	4
D. Williams	33	313	9.5	41	1
Foster	32	159	5.0	14	0
Carter	28	357	12.8	42t	3
Mangum	21	170	8.1	19	1
Hoover	20	122	6.1	16	0
Gaines	15	146	9.7	19	0
Goings	10	107	10.7	23	1
Colbert	5	56	11.2	16	0
Biddle	3	37	12.3	22	0
Hankton	3	31	10.3	18	0
Shelton	1	6	6.0	6	0
King	1	1	1.0	1t	1
TEAM	325	3486	10.7	72t	19
OPPONENTS	291	3265	11.2	86t	22

INTERCEPTIONS

	No	Yds	Avg	Long	TD
Marshall	3	59	19.7	30t	1
Gamble	3	31	10.3	18t	1
Lucas	3	13	4.3	13	0
S. Williams	2	1	0.5	1	0
Morton	1	8	8.0	8	0
Minter	1	3	3.0	3	0
Branch	1	0	0.0	0	0
TEAM	14	115	8.2	30t	2
OPPONENTS	17	145	8.5	38	0

PUNTING

	No	Yds	Avg	Net	TB	120	Lg	B
Baker	98	4483	45.7	39.0	12	31	70	1
Kasay	1	25	25.0	17.0	0	0	25	0
TEAM	100	4508	45.1	38.8	12	31	70	1
OPPONENTS	98	4290	43.8	40.7	4	40	60	0

KICKOFF RET.

	No	Yds	Avg	Long	TD
D. Williams	32	623	19.5	39	0
Marshall	14	291	20.8	26	0
Goings	9	218	24.2	33	0
Hoover	3	37	12.3	21	0
Gaines	2	32	16.0	17	0
Smith	2	-1	-5.3	3	0
TEAM	62	1200	19.4	39	0
OPPONENTS	59	1302	22.1	64	0

PASSING

	Att	Cmp	Yds	Cmp%	Yd/Att	TD	TD%	Int	Int%	Lg	TK/LS	Rate
Delhomme	431	263	2805	61.0	6.51	17	3.9	11	2.6	72t	22/167	82.6
Weinke	96	56	625	58.3	6.51	2	2.1	4	4.2	38	10/55	67.4
Basanez	11	6	56	54.5	5.09	0	0.0	1	9.1	18	0/0	30.9
K. Johnson	1	0	0	0.0	0.00	0	0.0	1100.0	0	0	0/0	0.0
TEAM	539	325	3486	60.3	6.47	19	3.5	17	3.2	72t	32/222	77.9
OPPONENTS	500	291	3265	58.2	6.53	22	4.4	14	2.8	86t	41/265	80.8

DEFENSE

	TOT	S	A	QP	FF	FR	PD
Draft	111	80	31	1	2	2	2
Davis	96	73	23	11	1	-	-
Minter	92	55	37	2	-	-	5
Williams, S.	92	58	34	1	1	-	5
Marshall	75	64	11	1	2	2	12
Peppers	75	61	14	38	3	2	6
Diggs	68	50	18	1	-	-	3
Gamble	67	57	10	2	-	-	11
Jenkins	53	35	18	10	-	-	2
Lucas	47	38	9	1	-	-	7
Rucker	44	30	14	23	2	-	-
Kemoatu	42	27	15	8	-	-	1
Lewis	30	17	13	11	1	-	3
Wallace	30	20	10	13	-	-	2
Anderson	25	17	8	4	2	-	-
Branch	18	11	7	-	-	-	-
Moorehead	17	10	7	6	-	-	-
Seward	14	12	2	-	-	-	-
Byrum	8	7	1	-	1	-	1
Morton	6	5	1	-	-	-	1
Carstens	2	2	-	-	-	-	-
Ciurciu	2	1	1	-	-	-	-
Morgan	2	2	-	-	-	-	1
Howard	1	1	-	-	-	-	-
Strait	1	1	-	-	-	-	-
McClover	0	-	-	1	-	-	-

SACKS

Player	TOTAL	T. Davis
Peppers	13	Gamble
Draft	5.5	Marshall
Rucker	5	(group)
Lewis	4.5	Moorehead
Jenkins	3	TEAM
Wallace	3	OPPONENTS
Anderson	2	

F.GOALS

	1-19	20-29	30-39	40-49	50+
Kasay	2/2	6/6	4/4	8/8	4/7
TEAM	2/2	6/6	4/4	8/8	4/7
OPPONENTS	2/2	12/12	5/6	5/7	0/3

Kasay: (54G,46G)(25G,26G)(51G,50G,49G,46G)(0)(53N,24G,19G)(21G,31G,21G)(0)(65N)(28G)(40G,34G)(42G,51G)(45G)(37G,45G)(50N,37G)(42G)(19G)

Opponents: (50N,25G,32G,50B)(26G,22G,51B,19G)(28G)(31G,43N)(41G,47G,22G,32G)(0)(23G)(48N,38G,24G)(28G)(0)(37N,42G)(28G,25G)(32G,29G)(19G,45G,26G)(40G)(0)

PANTHERS USUAL STARTERS

WR 89	Smith (14)	LE 90	Peppers (16)
LT 69	Gross (15)	LT 99	Kemoatu (13)
LG 68	Wahle (13)	RT 77	Jenkins (16)
C 63	Hangartner (15)	RE 93	Rucker (14)
RG 71	Mathis (15)	SLB 58	Davis (14)

2007 REGULAR SEASON STATISTICS

WON 7, LOST 9

HEAD COACH JOHN FOX		2nd NFC SOUTH
09/09	W 27-13	at St. Louis 65,307
09/16	L 21-34	HOUSTON 73,665
09/23	W 27-20	at Atlanta 68,175
09/30	L 7-20	TAMPA BAY 73,707
10/07	W 16-13	at New Orleans 70,001
10/14	W 25-10	at Arizona 64,403
10/28	L 7-31	INDIANAPOLIS 74,005
11/04	L 7-20	at Tennessee 69,143
11/11	L 13-20	ATLANTA 73,340
11/18	L 17-31	at Green Bay 70,805
11/25	L 6-31	NEW ORLEANS 72,032
12/02	W 31-14	SAN FRANCISCO 73,191
12/09	L 6-37	at Jacksonville 66,090
12/16	W 13-10	SEATTLE 73,421
12/22	L 13-20	DALLAS 73,860
12/30	W 31-23	at Tampa Bay 65,609

STATISTIC

	CAR.	OPP.
TOTAL FIRST DOWNS	255	302
Rushing	85	100
Passing	142	174
Penalty	28	28
3rd Down: Made/Att	85/235	96/226
3rd Down Pct.	36.2	42.5
4th Down: Made/Att	6/14	7/14
4th Down Pct.	42.9	50.0
POSSESSION AVG.	28:44	31:16
TOTAL NET YARDS	4559	5197
Avg. Per Game	284.9	324.8
Total Plays	989	1032
Avg. Per Play	4.6	5.0
NET YARDS RUSHING	1824	1771
Avg. Per Game	114.0	110.7
Total Rushes	451	472
NET YARDS PASSING	2735	3426
Avg. Per Game	170.9	214.1
Sacked/Yards Lost	33/206	23/177
Gross Yards	2941	3603
Att./Completions	505/285	537/337
Completion Pct.	56.4	62.8
Had Intercepted	17	14
PUNTS/AVERAGE	92/43.9	76/42.7
Net Punting Avg.	92/36.5	76/36.8
PENALTIES/YARDS	95/801	100/904
FUMBLES/BALL LOST	25/12	30/16
TOUCHDOWNS	28	38
Rushing	7	13
Passing	19	22
Returns	2	3

SCORING

TD	Ru	Pa	Rt	PAT	FG	2 S	PT
Kasay	0	0	0	27/27	24/28	0	99
Smith	7	0	0			0	42
Williams	5	4	1			0	30
D. Carter	4	0	4			0	24
Foster	4	3	1			0	24
Fauria	2	0	2			0	12
King	2	0	2			0	12
Rosario	2	0	2			0	12
Lucas	1	0	1			0	6
Marshall	1	0	1			0	6
TEAM	28	7	19	27/27	24/28	0	267
OPPONENTS	38	13	22	3	38/38	27/32	0

KICKOFF RET.

No	Yds	Avg	Long	TD	
Robinson	26	598	23.0	60	0
Williams	13	231	17.8	29	0
Goings	9	174	19.3	29	0
Moorehead	4	46	11.5	17	0
Hangartner	3	42	14.0	16	0
Rosario	2	39	19.5	25	0
King	1	16	16.0	16	0
Marshall	1	0	0.0	0	0
McClover	1	0	0.0	0	0
TEAM	60	1146	19.1	60	0
OPPONENTS	56	1333	23.8	84	0

RUSHING

No	Yds	Avg	Long	TD	
Foster	247	876	3.5	20	3
Williams	144	717	5.0	75	4
Smith	9	66	7.3	22	0
Carr	17	59	3.5	15	0
Hoover	12	39	3.3	10	0
Delhomme	6	26	4.3	13	0
Testaverde	9	22	2.4	16	0
Jarrett	1	11	11.0	11	0
Moore	3	5	1.7	5	0
Haynes	3	3	1.0	3	0
TEAM	451	1824	4.0	75	7
OPPONENTS	472	1771	3.8	80	13

RECEIVING

No	Yds	Avg	Long	TD	
Smith	87	1002	11.5	74	7
King	46	406	8.8	29	2
D. Carter	38	517	13.6	49	4
Colbert	32	332	10.4	43	0
Foster	25	182	7.3	23	1
Williams	23	175	7.6	30	1
Hoover	10	58	5.8	14	0
Rosario	6	108	18.0	54	2
Jarrett	6	73	12.2	22	0
Fauria	5	39	7.8	16	2
Robinson	4	35	8.8	12	0
Haynes	3	14	4.7	6	0
TEAM	285	2941	10.3	74	19
OPPONENTS	337	3603	10.7	69	22

INTERCEPTIONS

No	Yds	Avg	Long	TD	
Marshall	3	107	35.7	73	1
Cooper	3	19	6.3	19	0
Lucas	2	1	0.5	1	0
Harris	1	30	30.0	30	0
Manuel	1	4	4.0	4	0
Gamble	1	2	2.0	2	0
Beason	1	0	0.0	0	0
Th. Davis	1	0	0.0	0	0
Peppers	1	0	0.0	0	0
TEAM	14	163	11.6	73	1
OPPONENTS	17	150	8.8	45	1

PUNTING

No	Yds	Avg	Net	TD	Bl	20	Lg	
Baker	90	3978	44.2	37.7	5	22	64	0
Kasay	2	60	30.0	17.0	0	1	32	0
TEAM	92	4038	43.9	36.5	5	23	64	0
OPPONENTS	76	3243	42.7	36.8	9	31	66	0

PUNT RET.

Ret	FC	Yds	Avg	Long	TD	
Robinson	30	19	26.2	8.7	34	0
Smith	2	0	7	3.5	6	0
TEAM	32	19	26.9	8.4	34	0
OPPONENTS	55	16	57.9	10.5	94	1

PASSING

Att	Cmp	Yds	Cmp%	Yd/Att	TD	TD%	Int	Int%	Lg	TK/LS	Rate	
Testaverde	172	94	952	54.7	5.53	5	2.9	6	3.5	65	9/46	65.8
Carr	136	73	635	53.7	4.67	3	2.2	5	3.7	38	13/74	58.3
Moore	111	63	730	56.8	6.58	3	2.7	5	4.5	57	6/40	67.0
Delhomme	86	55	624	64.0	7.26	8	9.3	1	1.2	74	5/46	111.8
TEAM	505	285	2941	56.4	5.82	19	3.8	17	3.4	74	33/206	71.9
OPPONENTS	537	337	3603	62.8	6.71	22	4.1	14	2.6	69	23/177	85.1

DEFENSE

TOT	S	A	QP	FF	FR	PD
Beason	160	115	45	3	1	7
Harris	102	81	21	2	8	3
Cooper	86	47	39	1	1	-
Davis	85	68	17	10	2	1
Marshall	73	61	12	4	-	1
Lucas	69	62	7	-	-	2
Rucker	57	30	27	20	1	2
Kemoatu	56	43	13	3	-	-
Peppers	55	37	18	19	3	2
Jenkins	52	37	15	13	-	-
Gamble	50	42	8	-	1	1
Diggs	49	32	17	2	1	-
Lewis	32	17	15	7	-	-
Moorehead	27	14	13	5	-	-
Morgan	20	13	7	1	-	-
Dendy	14	13	1	-	-	-
Manuel	14	9	5	-	-	-
McClover	12	7	5	2	-	-
Teal	11	10	1	-	-	-
Anderson	11	7	4	1	-	-
Johnson	4	2	2	1	-	-
Seward	3	3	-	-	-	-
Wilson	2	1	1	-	-	-
Deloatch	1	1	-	-	-	-
Gibson	1	1	-	-	-	-
Grigsby	-	-	-	3	-	-

SACKS

Player	TOTAL	Moorehead	
Diggs	3.5	Manuel	1
Lewis	3.5	Marshall	1
Th. Davis	3	McClover	1
Rucker	3	TEAM	23.0
Jenkins	2.5	OPPONENTS	33.0
Peppers	2.5		

F.GOALS

	1-19	20-29	30-39	40-49	50+
Kasay	2/2	6/6	8/9	6/9	2/2
TEAM	2/2	6/6	8/9	6/9	2/2
OPPONENTS	0/0	13/14	5/5	7/9	2/4

Kasay: (47N,34G,32G)/(45G,49G)/(23G,35G,52G)
 (33G,43G,24G,45N,45G)/(40N)/(29G,31G)/(26G) (45G, 29G)
 (19G)/(49G,39G)/(37N,53G,37G)/(37G,25G) (19G)
 Opponents: (42G,28G)/(25G,33G)/(24G,25G)/(25G, 38G)
 (25G,28G,20B,54N)/(50G)/(20G)/(47G,53G)/(36G, 47G)
 (49B,49N,47G)/(46G,57N)/(121G,20G,33G)/(23G) (42G,23G)
 (31G,23G,49G)

PANTHERS USUAL STARTERS

WR 89	Smith (15)	LE 90	Peppers (14)
LT 70	Wharton (16)	LT 99	Kemoatu (13)
LG 68	Wahle (16)	RT 77	Jenkins (15)
C 75	Hartwig (15)	RE 93	Rucker (16)
RG 73	Bridges (10)	SLB 58	Davis (16)
RT 69	Gross (16)	MLB 52	Beason (12)
TE 87	King (16)	WLB 53	Diggs (10)
WR 83	Colbert (9)	LCB 21	Lucas (16)
QB 16	Testaverde (6)	RCB 20	Gamble (12)
FB 45	Hoover (12)	SS 43	Harris (15)
RB 26	Foster (16)	FS 35	Cooper (15)

SCORE BY PERIODS

	1	2	3	4	OT	TOT
TEAM	50	66	48	103	0	267
OPPONENTS	79	89	110	69	0	347

2008 REGULAR SEASON STATISTICS

WON 12, LOST 4

1st NFC SOUTH

Date	Result	Time	Location	Score
09/07	W	26-24	at San Diego	67,115
09/14	W	20-17	CHICAGO	73,828
09/21	L	10-20	at Minnesota	62,628
09/28	W	24-9	ATLANTA	72,688
10/05	W	34-0	KANSAS CITY	72,319
10/12	L	3-27	at Tampa Bay	64,211
10/19	W	30-7	NEW ORLEANS	73,687
10/26	W	27-23	ARIZONA	72,010
11/09	W	17-6	at Oakland	47,888
11/16	W	31-22	DETROIT	73,349
11/23	L	28-45	at Atlanta	64,841
11/30	W	35-31	at Green Bay	70,297
12/08	W	38-23	TAMPA BAY	74,113
12/14	W	30-10	DENVER	73,690
12/21	L	28-34OT	at New York Giants	78,653
12/28	W	33-31	at New Orleans	69,999
01/10	L	13-33	ARIZONA	73,695

NFC DIVISIONAL PLAYOFF

STATISTIC

CAR.

OPP.

TOTAL FIRST DOWNS	287	296
Rushing	118	100
Passing	152	178
Penalty	17	18
3rd Down: Made/Att	78/197	87/219
3rd Down Pct.	39.6	39.7
4th Down: Made/Att	3/8	9/20
4th Down Pct.	37.5	45.0
POSSESSION AVG.	29:19	30:41
TOTAL NET YARDS	5595	5299
Avg. Per Game	349.7	331.2
Total Plays	938	1026
Avg. Per Play	6.0	5.2
NET YARDS RUSHING	2437	1912
Avg. Per Game	152.3	119.5
Total Rushes	504	432
NET YARDS PASSING	3158	3387
Avg. Per Game	197.4	211.7
Sacked/Yards Lost	20/130	37/230
Gross Yards	3288	3617
Att./Completions	414/246	557/333
Completion Pct.	59.4	59.8
Had Intercepted	12	12
PUNTS/AVERAGE	76/42.3	80/45.9
Net Punting Avg.	76/37.4	80/37.7
PENALTIES/YARDS	94/637	88/736
FUMBLES/BALL LOST	12/7	25/13
TOUCHDOWNS	47	37
Rushing	30	14
Passing	15	19
Returns	2	4

RUSHING

Player	No	Yds	Avg	Long	TD
D. Williams	273	1515	5.5	69t	18
Stewart	184	836	4.5	41	10
St. Smith	5	40	8.0	23	0
Delhomme	20	21	1.1	12t	2
Hoover	9	18	2.0	5	0
Goings	9	10	1.1	4	0
McCown	4	-3	-0.8	0	0
TEAM	504	2437	4.8	69t	30

OPPONENTS

RECEIVING

Player	No	Yds	Avg	Long	TD
St. Smith	78	1421	18.2	65t	6
Muhammad	65	923	14.2	60	5
D. Williams	22	121	5.5	25t	2
King	21	195	9.3	31	1
Rosario	18	209	11.6	24	1
Hackett	13	181	13.9	37	0
Jarrett	10	119	11.9	25	0
Stewart	8	47	5.9	15	0
Hoover	6	39	6.5	12	0
Goings	3	1	0.3	3	0
Jones	2	32	16.0	19	0
TEAM	246	3288	13.4	65t	15
OPPONENTS	333	3617	10.9	69	19

INTERCEPTIONS

Player	No	Yds	Avg	Long	TD
Beason	3	52	17.3	44	0
Gamble	3	23	7.7	19	0
Lucas	2	74	37.0	43	0
Godfrey	1	16	16.0	16	0
Harris	1	16	16.0	16	0
Marshall	1	11	11.0	11	0
Diggs	1	0	0.0	0	0
TEAM	12	192	16.0	44	0
OPPONENTS	12	167	13.9	58	0

PUNTING

Player	No	Yds	Avg	Net	TB120	Lg	B
Baker	73	3217	44.1	37.4	5	30	63
TEAM	76	3217	42.3	37.4	5	30	63
OPPONENTS	80	3671	45.9	37.7	10	18	63

PUNT RET.

Player	Ret	FC	Yds	Avg	Long	TD
Jones	39	20	443	11.4	55	0
Salley	1	0	0	0.0	0	0
St. Smith	1	0	10	10.0	10	0
Wesley	1	0	0	0.0	0	0
TEAM	42	20	453	10.8	55	0
OPPONENTS	41	13	276	6.7	61t	1

KICKOFF RET.

Player	No	Yds	Avg	Long	TD
Jones	40	958	24.0	59	0
Stewart	15	349	23.3	38	0
Rosario	2	26	13.0	18	0
Bridges	1	15	15.0	15	0
Hoover	1	12	12.0	12	0
King	1	12	12.0	12	0
TEAM	60	1372	22.9	59	0
OPPONENTS	59	1292	21.9	46	0

DEFENSE

Player	TOT	S	A	QP	FF	FR	PD
Beason	159	103	56	2	-	1	4
Davis	136	94	42	3	2	1	5
Gamble	103	83	20	1	1	2	20
Harris	80	55	25	-	2	1	3
Godfrey	78	46	32	-	1	2	7
Lucas	70	59	11	-	-	-	14
Peppers	63	41	22	29	5	-	7
Diggs	62	42	20	2	-	-	2
Marshall	61	51	10	6	-	-	4
Brayton	59	41	18	13	1	1	4
Lewis	48	36	12	11	2	1	5
Kemoatu	40	31	9	7	1	-	2
Johnson	30	20	10	19	1	1	7
Walker	12	8	4	1	-	-	1
Gibson	10	8	2	2	-	-	-
Johnson	7	7	0	1	1	-	-
Taylor	5	5	0	6	-	1	-
Wilson	3	3	-	-	-	-	1
Hayden	3	2	1	2	-	-	-
Anderson	3	2	1	1	-	-	-
Salley	1	1	-	-	-	-	-
Wesley	1	1	-	-	-	-	2

SACKS

Player	TOTAL	Marshall
Peppers	14.5	Diggs
C. Johnson	6	Godfrey
Brayton	4.5	Taylor
Davis	3.5	TEAM
Lewis	3.5	OPPONENTS

F.GOALS

Player	1-19	20-29	30-39	40-49	50+
Kasay	0/0	7/7	9/9	11/12	1/3
TEAM	0/0	7/7	9/9	11/12	1/3
OPPONENTS	1/1	8/8	7/7	7/9	1/3

Kasay: (44G,33G,30G,49G)(37G,45G)
 (43G)(44G) (32G,43G)(20G)(39G,48G,28G)
 (23G,50G)(54N,32G) (29G)(23G,21G)(1)(33G)
 (39G,44G,42G)(50N)(45G, 26G, 34G,41N,42G)
 Opponents: (27G)(26G)(28G,32G)
 (33G,44G,44G)(1) (37G,51N,49G)(1)(21G)
 (38G,45G,58N)(40G,56G,27G) (23G)
 (32G,44G,19G)(40N,20G)(43G,47N)(32G,35G)
 (21G)

PANTHERS USUAL STARTERS

WR 89 Smith (14)	LE 96 Brayton (16)
LT 69 Gross (15)	LT 99 Kemoatu (14)
LG 70 Wharton (14)	RT 92 Lewis (15)
C 67 Kalil (12)	RE 90 Peppers (16)
RG 68 Vincent (14)	SLB 53 Diggs (16)
RT 79 Otah (12)	MLB 52 Beason (16)
TE 47 King (15)	WLB 58 Davis (16)
WR 87 Muhammad (15)	LCB 21 Lucas (16)
QB 17 Delhomme (16)	RCB 20 Gamble (16)
FB 45 Hoover (12)	SS 43 Harris (16)
RB 34 Williams (16)	FS 30 Godfrey (16)

SCORE BY PERIODS

	1	2	3	4	OT	TOT
TEAM	60	149	99	106	0	414
OPPONENTS	57	92	71	103	6	329

PASSING

Player	Att	Cmp	Yds	Cmp%	Yd/Att	TD	TD%	Int	Int%	Lg	TK/LS	Rate
Delhomme	414	246	3288	59.4	7.94	15	3.6	12	2.9	65t	20/130	84.7
TEAM	414	246	3288	59.4	7.94	15	3.6	12	2.9	65t	20/130	84.7
OPPONENTS	557	333	3617	59.8	6.49	19	3.4	12	2.2	69	37/230	81.4

2009 REGULAR SEASON STATISTICS

WON 8, LOST 8

		HEAD COACH JOHN FOX	
09/13	L 10-38	PHILADELPHIA	73,599
09/20	L 20-21	at Atlanta	67,313
09/28	L 7-21	at Dallas	90,588
10/11	W 20-17	WASHINGTON	73,487
10/18	W 28-21	at Tampa Bay	62,422
10/25	L 9-20	BUFFALO	73,497
11/01	W 34-21	at Arizona	62,031
11/08	L 20-30	at New Orleans	70,011
11/15	W 28-19	ATLANTA	73,239
11/19	L 17-24	MIAMI	73,475
11/29	L 6-17	at New York Jets	76,381
12/06	W 16-6	TAMPA BAY	72,455
12/13	L 20-27	at New England	68,756
12/20	W 16-20	MINNESOTA	73,515
12/27	W 41-9	at New York Giants	78,809
01/03	W 23-10	NEW ORLEANS	73,047

3rd NFC SOUTH

RUSHING

	No	Yds	Avg	Long	TD
Stewart	221	1133	5.1	67	10
D. Williams	216	1117	5.2	77	7
Sutton	12	68	5.7	20	0
Delhomme	17	60	3.5	11	0
Hoover	20	52	2.6	18	1
Goodson	22	49	2.2	11	0
S. Smith	5	22	4.4	17	0
M. Moore	12	-3	-3.3	5	0
TEAM	525	2498	4.8	77	18
OPPONENTS	450	1997	4.4	46	15

DEFENSE

	TOT	S	A	QP	FF	FR	PD
Beason	169	125	44	5	1	2	5
Marshall	81	63	18	-	2	2	6
Anderson	72	39	33	5	-	1	2
Davis	71	54	17	6	-	-	3
Harris	71	44	27	2	2	1	5
Gamble	70	56	14	-	-	-	9
Lewis	65	35	30	21	-	1	1
Brayton	62	39	23	14	1	1	1
Peppers	55	35	20	35	5	1	4
Godfrey	50	34	16	-	4	-	4
Diggs	46	32	14	3	1	-	1
Munnerlyn	43	35	8	-	1	1	2
Thomas	39	20	19	3	-	1	1
Hayden	31	16	15	1	-	-	-
Johnson	29	18	11	1	-	-	-
Johnson	28	18	10	12	3	-	6
Brown	25	15	10	16	2	-	2
Martin	20	15	5	-	-	-	2
Connor	19	10	9	1	-	1	-
Teal	15	12	3	-	-	1	-
Tyler	13	6	7	1	-	-	-
Leonard	11	5	6	-	-	-	-
Wilson	7	6	1	-	-	-	2
Wesley	6	5	1	1	-	-	4
Harris	2	0	2	-	-	-	-
Burton	1	0	1	1	-	-	-
Taylor	1	0	1	-	-	-	-

RECEIVING

	No	Yds	Avg	Long	TD
S. Smith	65	982	15.1	66	7
Muhammad	53	581	11.0	27	1
D. Williams	29	252	8.7	30	0
Rosario	26	313	12.0	26	2
King	25	200	8.0	32	3
Stewart	18	139	7.7	19	1
Jarrett	17	196	11.5	30	1
Barnidge	12	242	20.2	55	0
Sutton	6	62	10.3	13	0
K. Moore	6	59	9.8	22	0
Hoover	4	23	5.8	12	1
Goodson	2	15	7.5	13	0
C. Martin	1	6	6.0	6	0
TEAM	264	3070	11.6	66	16
OPPONENTS	305	3249	10.7	63	14

INTERCEPTIONS

	No	Yds	Avg	Long	TD
Gamble	4	55	13.8	41	0
Marshall	4	47	11.8	28	0
Beason	3	46	15.3	18	0
S. Martin	3	35	11.7	23	0
C. Harris	3	3	1.0	3	0
T. Davis	2	24	12.0	24	0
Peppers	2	13	6.5	13	1
Godfrey	1	12	12.0	12	0
TEAM	22	235	10.7	41	1
OPPONENTS	20	339	17.0	67	3

PUNTING

	No	Yds	Avg	Net	TB	I20	Lg	B
Baker	76	3352	44.1	36.6	4	22	61	1
TEAM	77	3352	43.5	36.6	4	22	61	1
OPPONENTS	74	3312	44.8	38.2	10	30	70	0

KICKOFF RET.

	No	Yds	Avg	Long	TD
Goodson	17	352	20.7	33	0
Sutton	14	302	21.6	32	0
K. Moore	10	219	21.9	55	0
King	3	37	12.3	14	0
Rosario	2	41	20.5	22	0
Stewart	2	17	8.5	17	0
Barnidge	1	16	16.0	16	0
Munnerlyn	1	15	15.0	15	0
Schwartz	1	16	16.0	16	0
TEAM	51	1015	19.9	55	0
OPPONENTS	51	1267	24.8	97	1

PASSING

	Att	Cmp	Yds	Cmp%	Yd/Att	TD	TD%	Int	Int%	Lg	TK/L	Rate
Delhomme	321	178	2015	55.5	6.28	8	2.5	18	5.6	52	23/187	59.4
M. Moore	138	85	1053	61.6	7.63	8	5.8	2	1.4	66	9/78	98.5
McCown	6	1	2	16.7	0.33	0	0.0	0	0.0	2	1/6	39.6
TEAM	465	264	3070	56.8	6.60	16	3.4	20	4.3	66	33/271	70.5
OPPONENTS	495	305	3249	61.6	6.56	14	2.8	22	4.4	63	31/193	71.7

SACKS

Player.....	TOTAL	Anderson	1
Peppers.....	10.5	Hayden	1
Brayton.....	5	Leonard	1
C. Johnson.....	4	Wesley.....	1
Beason.....	3	D. Lewis.....	0.5
Brown.....	2.5	TEAM.....	31.0
T. Davis.....	1.5	OPPONENTS.....	33.0

F.GOALS

	1-19	20-29	30-39	40-49	50+
Kasay	0/0	7/7	9/10	5/6	1/4
TEAM	0/0	7/7	9/10	5/6	1/4
OPPONENTS	1/1	7/7	4/7	7/11	0/1

Kasay: (22G)(38G,50G)(143G)(52B)(43N,39N)(35G,31G)(32G,25G)(51B)(29G,33G,48G)(40G,28G)(23G,40G,23G)(53N,36G)(X38G,27G)(41G,39G,37G)
 OPP: (49G,51B)(140N,24G,19G)(38G)(43N)(29G,22G)(123G,25G,40G)(35G,24G,34N)(37G)(48N,47G)(21G,46G,36N,42N)(48G,47G)(39N)(40G)(35G)

PANTHERS USUAL STARTERS

WR 89 Smith (16)	LE 90 Peppers (14)
LT 69 Gross (9)	LT 75 Thomas (12)
LG 70 Wharton (9)	RT 92 Lewis (16)
C 67 Kallil (16)	RE 96 Brayton (16)
RG 68 Vincent (16)	SLB 53 Diggs (11)
RT 79 Otah (13)	MLB 52 Beason (16)
TE 47 King (15)	WLB 58 Davis (7)
WR 87 Muhammad (13)	LCB 20 Gamble (16)
QB 17 Delhomme (11)	RCB 31 Marshall (16)
FB 45 Hoover (4)	SS 43 Harris (13)
RB 34 D. Williams (13)	FS 30 Godfrey (11)

SCORE BY PERIODS

	1	2	3	4	OT	TOT
TEAM	68	109	43	95	0	315
OPPONENTS	48	102	72	86	0	308

2010 REGULAR SEASON STATISTICS

WON 2, LOST 14

	HEAD COACH JOHN FOX	4th NFC SOUTH	
09/12	L 18-31	at New York Giants	77,245
09/19	L 7-20	TAMPA BAY	72,577
09/26	L 7-20	CINCINNATI	72,887
10/03	L 14-16	at New Orleans	70,016
10/10	L 6-23	CHICAGO	73,464
10/24	W 23-20	SAN FRANCISCO	72,741
10/31	L 10-20	at St. Louis	52,281
11/07	L 3-34	NEW ORLEANS	73,191
11/14	L 16-31	at Tampa Bay	44,264
11/21	L 13-37	BALTIMORE	73,021
11/28	L 23-24	at Cleveland	64,463
12/05	L 14-31	at Seattle	66,577
12/12	L 10-31	ATLANTA	71,235
12/19	W 19-12	ARIZONA	71,849
12/23	L 3-27	at Pittsburgh	61,748
01/02	L 10-31	at Atlanta	67,349

STATISTIC

TOTAL FIRST DOWNS	225
Rushing	78
Passing	125
Penalty	22
3rd Down: Made/Att	69/227
3rd Down Pct.	30.4
4th Down: Made/Att	10/23
4th Down Pct.	43.5
POSSESSION AVG.	27:24
TOTAL NET YARDS	4135
Avg. Per Game	258.4
Total Plays	962
Avg. Per Play	4.3
NET YARDS RUSHING	1846
Avg. Per Game	115.4
Total Rushes	428
NET YARDS PASSING	2289
Avg. Per Game	143.1
Sacked/Yards Lost	50/346
Gross Yards	2635
Att./Completions	484/256
Completion Pct.	52.9
Had Intercepted	21
POINTS/AVERAGE	95/43.1
Net Punting Avg.	36.5
PENALTIES/YARDS	106/918
FUMBLES/BALL LOST	31/16
TOUCHDOWNS	17
Rushing	7
Passing	9
Returns	1

RUSHING

	No	Yds	Avg	Long	TD
Stewart	178	770	4.3	48	2
Goodson	103	452	4.4	45	3
D. Williams	87	361	4.1	39t	1
Sutton	13	71	5.5	32	0
LaFell	1	60	60.0	60	0
Clausen	23	57	2.5	11	0
Moore	5	25	5.0	8	0
Fiammetta	7	22	3.1	11	0
Smith	1	9	9.0	9	0
Edwards	1	7	7.0	7	0
Vaughan	3	7	2.3	6	1
Senn	1	5	5.0	5	0
Gettis	3	2	0.7	19	0
Baker	1	0	0.0	0	0
Rosario	1	-2	-2.0	-2	0
TEAM	428	1846	4.3	60	7
OPPONENTS	503	1981	3.9	68T	20

RECEIVING

	No	Yds	Avg	Long	TD
S. Smith	46	554	12.0	39	2
Goodson	40	310	7.8	32	0
LaFell	38	468	12.3	44	1
Gettis	37	508	13.7	88t	3
Rosario	32	264	8.3	26	0
King	19	121	6.4	16t	2
Sutton	12	70	5.8	14	0
D. Williams	11	61	5.5	14	0
Stewart	8	103	12.9	55t	1
Clowney	6	102	17.0	31	0
Fiammetta	5	34	6.8	11	0
Jarrett	2	40	20.0	21	0
TEAM	256	2635	10.3	88T	9
OPPONENTS	326	3617	11.1	56T	19

INTERCEPTIONS

	No	Yds	Avg	Long	TD
Godfrey	5	112	22.4	38	0
Marshall	3	91	30.3	66	0
Mumnerlyn	3	37	12.3	37t	1
S. Martin	1	34	34.0	34	0
Beason	1	7	7.0	7	0
E. Johnson	1	5	5.0	5	0
Anderson	1	1	1.0	1	0
E. Brown	1	0	0.0	0	0
Pugh	1	-2	-2.0	-2	0
TEAM	17	285	16.8	66	1
OPPONENTS	21	270	12.9	34	5

PUNTING

	No	Yds	Avg	Net	TB	I20	Lg	B
Baker	95	4097	43.1	36.5	7	22	60	0
TEAM	95	4097	43.1	36.5	7	22	60	0
OPPONENTS	75	3309	43.5	36.5	8	26	63	1

KICKOFF RET.

	No	Yds	Avg	Long	TD
Goodson	48	1048	21.8	46	0
Pugh	9	218	24.2	32	0
Gettis	8	145	18.1	28	0
Thomas	3	63	21.0	26	0
Mumnerlyn	2	87	43.5	64	0
Sutton	2	30	15.0	18	0
Norwood	1	17	17.0	17	0
King	1	11	11.0	11	0
TEAM	74	1619	21.9	64	0
OPPONENTS	45	1064	23.6	84	0

DEFENSE

	TOT	S	A	QP	FF	FR	PD
Beason	162	102	60	2	1	-	8
Anderson	154	95	59	10	2	3	3
Godfrey	104	71	33	4	-	-	4
Marshall	91	75	16	1	1	1	5
S. Martin	90	57	33	3	2	1	5
C. Johnson	73	57	16	27	1	-	3
Landri	63	32	31	6	-	1	1
Connor	60	34	26	4	-	-	1
Hayden	51	23	28	2	-	-	1
Mumnerlyn	47	41	6	-	1	-	10
Gamble	42	30	12	-	-	-	8
E. Brown	34	21	13	8	1	-	-
Harris	34	18	16	1	-	-	1
Brayton	33	22	11	14	-	-	2
Hardy	29	17	12	9	2	-	2
E. Johnson	27	13	14	2	-	-	1
Neblett	18	8	10	1	-	-	-
Jas. Williams	15	11	4	1	1	1	2
Pugh	12	6	7	1	-	-	2
Senn	8	4	4	-	-	-	-
Wilson	8	5	3	-	-	1	1
McClain	7	6	1	-	-	-	1
Norwood	6	1	5	-	1	-	-
Irvin	5	3	2	-	-	-	-
Hudson	4	3	1	1	-	-	2
Leonard	3	2	1	-	-	-	-

SACKS

Player.....TOTAL	Beason.....	1	
C. Johnson.....	11.5	Connor.....	1
Anderson.....	3.5	Hayden.....	1
E. Brown.....	3.5	Marshall.....	1
Hardy.....	3	Norwood.....	1
Landri.....	3	TEAM.....	31.0
Harris.....	1.5	OPPONENTS.....	50.0

F.GOALS

	1-19	20-29	30-39	40-49	50+
Kasay	0/0	9/9	2/2	11/14	3/4
TEAM	0/0	9/9	2/2	11/14	3/4
OPPONENTS	0/0	9/9	13/13	5/7	2/3

Kasay: (21G, 52G, 43G) () () () (24G, 51N, 53G), (47G, 55G), 37G) (44G) (20G, 40N) (46G, 28G, 48G), (45G, 40G) (43G, 42G, 46N, 43G, 42N) () (36G) (28G, 29G, 24G, 43G) (27G) (23G)

OPP: (32G) (24G, 33G) (33G, 50G) (32G, 32G, 25G) (28G, 53G, 43G) (24G, 38G) (51N, 33G, 41G) (31G, 36G) (32G) (22G, 33G, 49G) (41G) (24G, 47N) (39G) (23G, 30G) (26G, 29G, 41N) (47G)

PANTHERS USUAL STARTERS

WR 89 Smith (14)	LE 96 Brayton (14)
LT 69 Gross (16)	LT 98 Hayden (10)
LG 70 Wharton (9)	RT 61 Landri (16)
C 67 Kallil (16)	RE 95 Johnson (16)
RG 74 Schwartz (11)	SLB 50 Anderson (15)
RT 65 G. Williams (11)	MLB 55 Connor (8)
TE 47 King (16)	52 Beason (8)
WR 12 Gettis (13)	WLB 52 Beason (8)
QB 2 Clausen (10)	LQB 20 Gamble (10)
FB 42 Fiammetta (9)	RCB 31 Marshall (16)
RB 28 Stewart (7)	SS 30 Godfrey (16)
	FS 23 Martin (15)

SCORE BY PERIODS

	1	2	3	4	OT	TOT
TEAM	35	67	52	42	0	196
OPPONENTS	114	111	74	109	0	408

PASSING

	Att	Cmp	Yds	Cmp%	Yd/Att	TD	TD%	Int	Int%	Lg	TK/LS	Rate
Clausen	299	157	1558	52.5	5.21	3	1.0	9	3.0	55t	33/223	58.4
Moore	143	79	857	55.2	5.99	5	3.5	10	7.0	39	13/90	55.6
St. Pierre	28	13	173	46.4	6.18	1	3.6	2	7.1	88t	3/23	48.6
Pike	12	6	47	50.0	3.92	0	0.0	0	0.0	22	1/10	60.1
Edwards	1	1	0	100.0	0.00	0	0.0	0	0.0	0	0/0	79.2
LaFell	1	0	0	0.0	0.00	0	0.0	0	0.0	0	0/0	39.6
TEAM	484	256	2635	52.9	5.44	9	1.9	21	4.3	88t	50/346	57.0
OPPONENTS	526	326	3617	62.0	6.88	19	3.6	17	3.2	56t	31/224	81.0

2011 REGULAR SEASON STATISTICS

WON 6, LOST 10

HEAD COACH RON RIVERA		3rd NFC SOUTH	
09/11	L 21-28	at Arizona	60,627
09/18	L 23-30	GREEN BAY	73,167
09/25	W 16-10	JACKSONVILLE	71,704
10/02	L 29-34	at Chicago	62,135
10/09	L 27-30	NEW ORLEANS	72,679
10/16	L 17-31	at Atlanta	69,047
10/23	W 33-20	WASHINGTON	73,245
10/30	L 21-24	MINNESOTA	72,095
11/13	L 3-30	TENNESSEE	72,409
11/20	L 35-49	at Detroit	63,633
11/27	W 27-19	at Indianapolis	63,928
12/04	W 38-19	at Tampa Bay	56,270
12/11	L 23-31	ATLANTA	72,680
12/18	W 28-13	at Houston	71,540
12/24	W 48-16	TAMPA BAY	70,363
01/01	L 17-45	at New Orleans	73,065

STATISTIC

	CAR.	OPP.
TOTAL FIRST DOWNS	345	329
Rushing	139	110
Passing	175	191
Penalty	31	28
3rd Down: Made/Att	75/185	83/194
3rd Down Pct.	40.5	42.8
4th Down: Made/Att	6/10	4/12
4th Down Pct.	60	33.3
POSSESSION AVG.	30:16	29:44
TOTAL NET YARDS	6237	6042
Avg. Per Game	389.8	377.6
Total Plays	999	972
Avg. Per Play	6.2	6.2
NET YARDS RUSHING	2408	2093
Avg. Per Game	150.5	130.8
Total Rushes	445	451
NET YARDS PASSING	3829	3949
Avg. Per Game	239.3	246.8
Sacked/Yards Lost	35/260	31/170
Gross Yards	4089	4119
Att./Completions	519/312	490/318
Completion Pct.	60.1	64.9
Had Intercepted	17	14
PUNTS/AVERAGE	66/42.7	52/43.2
Net Punting Avg.	66/34.1	52/37.9
PENALTIES/YARDS	113/1013	98/901
FUMBLES/BALL LOST	13/6	20/10
TOUCHDOWNS	48	50
Rushing	26	18
Passing	21	28
Returns	1	4
SCORING	TD Ru Pa Rt PAT FG 2 S Pt	TD Ru Pa Rt PAT FG 2 S Pt
Mare	0 0 0 0 0 44/45	22/28 0 0 110
Newton	14 14 0 0 0/0	0/0 0 0 84
S. Smith	7 0 7 0 0 0/0	0/0 1 0 44
Williams	7 7 0 0 0 0/0	0/0 0 0 42
Olsen	5 0 5 0 0 0 0/0	0/0 1 0 32
Stewart	5 4 1 0 0 0/0	0/0 0 0 30
Shockey	4 0 4 0 0 0/0	0/0 0 0 24
LaFell	3 0 3 0 0 0/0	0/0 0 0 18
Brockel	1 1 0 0 0 0/0	0/0 0 0 6
Pilares	1 0 0 1 0 0/0	0/0 0 0 6
Naanee	1 0 1 0 0 0/0	0/0 0 0 6
Applewhite	0 0 0 0 0 0/0	0/0 0 0 2
Hardy	0 0 0 0 0 0/0	0/0 0 0 2
TEAM	48 26 21 1 44/45	22/28 2 0 406
OPPONENTS	50 18 28 4 48/48	27/31 0 0 429

SCORE BY PERIODS

	1	2	3	4	OT	TOT
TEAM	92	148	83	83	0	406
OPPONENTS	79	117	90	143	0	429

RUSHING

	No	Yds	Avg	Long	TD
D. Williams	155	836	5.4	74t	7
Stewart	142	761	5.4	32	4
Newton	126	706	5.6	49t	14
S. Smith	6	56	9.3	23	0
Vaughan	7	24	3.4	9	0
Brockel	3	12	4.0	7t	1
Felton	3	10	3.3	4	0
A. Edwards	1	5	5.0	5	0
D. Anderson	2	-2	-1.0	-1	0
TEAM	445	2408	5.4	74t	26
OPPONENTS	451	2093	4.6	46	18

RECEIVING

	No	Yds	Avg	Long	TD
S. Smith	79	1394	17.6	77t	7
Stewart	47	413	8.8	26	1
Olsen	45	540	12.0	44t	5
Naanee	44	467	10.6	28	1
Shockey	37	455	12.3	29	4
LaFell	36	613	17.0	91t	3
D. Williams	16	135	8.4	32	0
Brockel	3	13	4.3	5	0
Felton	2	24	12.0	17	0
Newton	1	27	27.0	27	0
Ajiroututu	1	4	4.0	4	0
Goodson	1	4	4.0	4	0
TEAM	312	4089	13.1	91t	21
OPPONENTS	318	4119	13.0	84t	28

INTERCEPTIONS

	No	Yds	Avg	Long	TD
Gamble	3	43	14.3	24	0
Martin	3	16	5.3	15	0
Godfrey	2	30	15.0	21	0
J. Anderson	2	5	2.5	5	0
Stanford	1	53	53.0	53	0
Senn	1	21	21.0	21	0
Nelson	1	20	20.0	20	0
Keiser	1	9	9.0	9	0
TEAM	14	197	14.1	53	0
OPPONENTS	17	229	13.5	49	1

PUNTING

	No	Yds	Avg	Net	TB/20	Lg	B
Baker	66	2819	42.7	34.1	5	19	56
TEAM	66	2819	42.7	34.1	5	19	56
OPPONENTS	52	2248	43.2	37.9	5	15	64

KICKOFF RET.

	No	Yds	Avg	Long	TD
Pilares	23	590	25.7	101t	1
Goodson	11	250	22.7	31	0
A. Edwards	3	35	11.7	17	0
Pugh	2	51	25.5	28	0
Brockel	0	0	--	--	0
TEAM	39	926	23.7	101t	1
OPPONENTS	30	811	27.0	78	0

PUNT RET.

	Ret	FC	Yds	Avg	Long	TD
A. Edwards	32	9	176	5.5	17	0
TEAM	32	9	176	5.5	17	0
OPPONENTS	35	15	466	13.3	89t	3

PASSING

	Att	Cmp	Yds	Cmp%	Yd/Att	TD	TD%	Int	Int%	Lg	TK/LS	Rate
Newton	517	310	4051	60.0	7.84	21	4.1	17	3.3	91t	35/260	84.5
A. Edwards	1	1	11	100.0	11.00	0	0.0	0	0.0	11	0/0	112.5
Naanee	1	1	27	100.0	27.00	0	0.0	0	0.0	27	0/0	118.8
TEAM	519	312	4089	60.0	7.88	21	4.0	17	3.3	91t	35/260	84.8
OPPONENTS	490	318	4119	64.9	8.41	28	5.7	14	2.9	84t	31/170	98.3

DEFENSE

	TOT	S	A	QP	FF	FR	PD
Anderson	174	105	69	1	-	3	7
Godfrey	100	63	37	-	1	-	5
Connor	87	53	34	-	1	-	-
Senn	73	52	21	1	2	-	1
Martin	62	39	23	1	-	-	6
Munnerlyn	55	36	19	1	1	1	7
Gamble	51	37	14	-	-	-	10
Hardy	50	38	12	17	2	-	11
Johnson	39	25	14	14	1	-	2
Gaither	36	24	12	-	-	-	-
Butler	29	26	3	-	-	-	9
Applewhite	21	17	4	4	1	-	1
Neblett	21	15	6	-	-	-	2
J. Williams	21	13	8	-	1	-	-
McClain	20	14	6	4	-	1	-
Stanford	20	10	10	-	-	-	-
Davis	17	8	9	2	-	1	-
Pugh	16	12	4	-	-	-	2
Fua	15	11	4	1	-	-	-
Fields	11	6	5	1	-	-	-
Kearse	11	9	2	-	-	-	1
Nelson	11	8	3	-	-	-	-
T. Williams	11	5	6	-	-	-	4
Keiser	9	8	1	1	-	-	-
Norwood	7	5	2	1	-	-	-
Pressley	5	3	2	-	-	-	1
Hogan	4	1	3	-	-	-	-
Nwagbue	4	2	2	-	-	-	-
Shirley	4	2	2	3	1	-	-
Beason	3	3	0	-	-	-	-
Phillips	3	2	1	-	-	-	-
Hines	1	1	0	-	-	-	-
Selvie	1	1	0	1	-	-	-

SACKS

Player.....	TOTAL	J. Anderson.....	1.5
Johnson.....	9.0	Gaither.....	1.0
Hardy.....	4.0	Godfrey.....	1.0
Keiser.....	4.0	McClain.....	1.0
Neblett.....	2.5	Kearse.....	0.5
Shirley.....	2.5	TEAM	31.0
Applewhite.....	2.0	OPPONENTS.....	35.0
Munnerlyn.....	2.0		

FIELD GOALS

	1-19	20-29	30-39	40-49	50+
Mare	1/1	7/7	6/9	8/9	0/2
TEAM	1/1	7/7	6/9	8/9	0/2
OPPONENTS	1/1	5/5	10/11	9/12	2/2

Mare: () (20G, 33G, 21G) (35G, 32G) (29G, 39G, 34B, 38G, 52N) () (42G) (20G, 45G, 45G, 40G) (31N) (50N, 29G) (27G, 31G) (40G, 45B, 41G) (43G) (36G) () (21G, 19G) (41G)

OPP: (36N) (37G, 19G, 34G) (53G) (20G, 24G) (23G, 46G, 37G) (24G) (31G, 49G) (45N, 31G) (38G, 36G, 49G) () (43G, 31G) (50G, 47G, 46G, 44G) (30G, 46N) (49N, 26G, 34G) (42G) (43G)

PANTHERS USUAL STARTERS

WR 89	Smith (16)	DE 76	Hardy (16)
TE 80	Shockey (13)	DT 97	McClain (12)
LT 69	Gross (15)	NT 94	Fua (11)
LG 70	Wharton (15)	DE 95	Johnson (15)
C 67	Kalil (16)	SLB 50	Anderson (14)
RG 63	Hangartner (16)	MLB 55	Connor (11)
RT 77	Bell (12)	WLB 57	Senn (6)
TE 88	Olsen (13)	CB 20	Gamble (16)
WR 17	Naanee (10)	CB 41	Munnerlyn (14)
QB 1	Newton (16)	SS 30	Godfrey (14)
RB 34	D. Williams (14)	FS 23	Martin (16)

2014 REGULAR SEASON STATISTICS

WON 7, LOST 8, TIED 1

1st NFC SOUTH

HEAD COACH RON RIVERA		
09/07	W 20-14	at Tampa Bay 62,442
09/14	W 24-7	DETROIT 73,586
09/21	L 19-37	PITTSBURGH 73,945
09/28	L 10-38	at Baltimore 71,218
10/05	W 31-24	CHICAGO 73,659
10/12	T 37-37 OT	at Cincinnati 57,053
10/19	L 17-38	at Green Bay 78,106
10/26	L 9-13	SEATTLE 74,042
10/30	L 10-28	NEW ORLEANS 73,663
11/10	L 21-45	at Philadelphia 69,596
11/16	L 17-19	ATLANTA 73,314
11/30	L 13-31	at Minnesota 52,016
12/07	W 41-10	at New Orleans 73,006
12/14	W 19-17	TAMPA BAY 72,842
12/21	W 17-13	CLEVELAND 73,810
12/28	W 34-3	at Atlanta 71,015

NFC WILD CARD PLAYOFF

01/03 W 27-16 ARIZONA 71,849

NFC DIVISIONAL PLAYOFF

01/10 L 17-31 at Seattle 68,524

STATISTIC

CAR.

OPP.

TOTAL FIRST DOWNS	347	309
Rushing	117	91
Passing	199	193
Penalty	31	25
3rd Down: Made/Att	93/222	89/210
3rd Down Pct.	41.9	42.4
4th Down: Made/Att	6/10	5/11
4th Down Pct.	60.0	45.5
POSSESSION AVG.	31:47	28:13
TOTAL NET YARDS	5547	5437
Avg. Per Game	346.7	339.8
Total Plays	1060	999
Avg. Per Play	5.2	5.4
NET YARDS RUSHING	2036	1792
Avg. Per Game	127.3	112.0
Total Rushes	473	397
NET YARDS PASSING	3511	3645
Avg. Per Game	219.4	227.8
Sacked/Yards Lost	42/317	40/268
Gross Yards	3828	3913
Att./Completions	545/327	562/364
Completion Pct.	60.0	64.8
Had Intercepted	12	14
PUNTS/AVERAGE	74/43.7	72/45.8
Net Punting Avg.	74/36.5	72/40.8
PENALTIES/YARDS	83/756	97/760
FUMBLES/BALL LOST	25/11	28/12
TOUCHDOWNS	36	44
Rushing	10	14
Passing	23	25
Returns	3	5

SCORING

	TD	Ru	Pa	Rt	PAT	FG	2 S	PT	
Gano	0	0	0	0	34/34	29/35	0	121	
Benjamin	9	0	0	0	0	0	0	54	
Olsen	6	0	6	0	0	0	0	36	
Newton	5	5	0	0	0	0	0	30	
Stewart	4	3	1	0	0	0	0	24	
Brown	3	0	2	1	0	0	0	18	
Whittaker	2	1	1	0	0	0	0	12	
Cotchery	1	0	1	0	0	0	0	8	
Avant	1	0	1	0	0	0	0	6	
Bersin	1	0	1	0	0	0	0	6	
Boston	1	0	1	0	0	0	0	6	
Dickson	1	0	1	0	0	0	0	6	
Harper	1	0	1	0	0	0	0	6	
Ogbonnaya	1	1	0	0	0	0	0	6	
TEAM	36	10	23	3	34/34	29/35	1	0	339
OPPONENTS	44	14	25	5	44/44	22/28	0	0	374

SCORE BY PERIODS

	1	2	3	4	OT	TOT
TEAM	66	76	79	115	3	339
OPPONENTS	76	121	71	103	3	374

RUSHING

	No	Yds	Avg	Long	TD
Stewart	175	809	4.6	69t	3
Newton	103	539	5.2	22	5
D. Williams	62	219	3.5	17	0
Whittaker	32	145	4.5	17	1
Brown	8	95	11.9	28	0
Reaves	31	78	2.5	9	0
Tolbert	37	78	2.1	15	0
Ogbonnaya	14	50	3.6	9	1
Anderson	8	24	3.0	8	0
Avant	1	1	1.0	1	0
Poole	1	0	0.0	0	0
Presley	1	-2	-2.0	-2	0
TEAM	473	2036	4.3	69T	10
OPPONENTS	397	1792	4.5	89T	14

RECEIVING

	No	Yds	Avg	Long	TD
Olsen	84	1008	12.0	38	6
Benjamin	73	1008	13.8	51	9
Cotchery	48	580	12.1	47	1
Stewart	25	181	7.2	22	1
Brown	21	296	14.1	47t	2
Avant	21	201	9.6	22	1
Bersin	13	151	11.6	29	2
Tolbert	12	93	7.8	18	0
Dickson	10	115	11.5	34	1
Whittaker	5	60	12.0	26t	1
D. Williams	5	44	8.8	30	0
Reaves	5	31	6.2	16	0
B. Williams	4	44	11.0	16	0
Webb	1	16	16.0	16	0
TEAM	327	3828	11.7	51	23
OPPONENTS	364	3913	10.8	81T	25

INTERCEPTIONS

	No	Yds	Avg	Long	TD
Harper	4	43	10.8	31t	1
Cason	2	81	40.5	80	0
Norman	2	60	30.0	33	0
Boston	1	84	84.0	84t	1
DeCoud	1	35	35.0	35	0
Edwards	1	24	24.0	24	0
White	1	23	23.0	23	0
Benwikere	1	0	0.0	0	0
Kuechly	1	0	0.0	0	0
TEAM	14	350	25.0	84T	2
OPPONENTS	12	158	13.2	34T	1

FIELD GOALS

	1-19	20-29	30-39	40-49	50+
Gano	0/0	7/7	12/13	9/12	1/3
TEAM	0/0	7/7	12/13	9/12	1/3
OPPONENTS	0/0	4/4	8/10	9/12	1/2

Gano: (28G, 48N, 33G) (29G, 53G, 38G) (40G, 40G) (37G) (44G) (39G, 38N, 44G, 36G) (33G) (31G, 26G, 46G) (31G) () (23G, 46N, 63B) (30G, 35G) (37G, 41G) (29G, 49G, 50N, 38G, 45G) (49N, 23G) (21G, 48G) () (49N, 49N) (42G, 24G, 45G) (57N, 30G) (35N, 45G) (44G, 38G, 42G, 36N) (34G) (58G, 29G) () (39G) (34G, 42G, 26G, 44G) (39G) (37G, 42N) (48G) (43G, 31G) (21G)

DEFENSE

	TOT	S	A	QP	FF	FR	PD
Kuechly	166	124	42	2	1	1	12
Davis	129	92	37	9	2	-	5
Harper	57	42	15	-	-	-	8
Cason	55	48	7	-	4	1	4
DeCoud	46	28	18	-	-	-	2
Klein	44	37	7	-	-	-	-
Johnson	43	33	10	44	3	1	2
Edwards	39	27	12	15	-	-	1
Benwikere	38	28	10	2	1	2	7
Norman	38	32	6	-	1	1	11
Short	38	28	10	12	1	2	2
White	35	27	8	-	-	-	4
Cole	26	13	13	3	-	1	-
Lotulelei	27	23	4	7	-	-	1
Horton	26	17	9	8	1	1	-
Boston	24	19	5	-	-	-	2
Addison	21	13	8	18	1	2	-
Jones	20	19	1	-	1	-	4
Godfrey	18	14	4	-	-	-	-
Ealy	12	9	3	9	1	-	-
Blackburn	11	8	3	1	-	-	-
Dockery	10	9	1	-	-	-	-
Glanton	10	6	4	-	1	-	-
Hardy	3	3	0	1	1	-	-
Alexander	1	1	0	2	-	-	-
Byndom	1	1	0	-	-	-	-
Jacobs	1	1	0	-	-	-	-
Lester	1	1	0	-	-	-	-
J. Williams	1	1	0	-	-	-	-

PUNTING

	No	Yds	Avg	Net	TBI20	Lg	B
Nortman	72	3236	44.9	36.5	5	26	72
TEAM	74	3236	43.7	36.5	5	26	72
OPPONENTS	72	3297	45.8	40.8	6	24	64

KICKOFF RET.

	No	Yds	Avg	Long	TD
Brown	12	273	22.8	35	0
Whittaker	11	262	23.8	46	0
Bersin	7	167	23.9	49	0
B. Williams	3	36	12.0	19	0
Webb	2	53	26.5	27	0
Folkerts	1	12	12.0	12	0
Tolbert	1	2	2.0	2	0
TEAM	37	805	21.8	49	0
OPPONENTS	18	584	32.4	97	0

PUNT RET.

	Ret	FC	Yds	Avg	Long	TD
Brown	16	6	153	9.6	79t	1
Bersin	14	20	86	6.1	18	0
TEAM	30	26	239	8.0	79T	1
OPPONENTS	28	20	435	15.5	65T	1

PANTHERS USUAL STARTERS

WR 82	Cotchery (13)	DE 95	Johnson (16)
LT 77	Bell (15)	DT 99	Short (9)
LG 68	Norwell (8)	NT 98	Lotulelei (13)
C 67	Kalil (16)	DE 96	Horton (15)
RG 70	Turner (9)	SLB 56	Klein (8)
RT 78	Chandler (11)	MLB 59	Kuechly (16)
TE 88	Olsen (16)	WLB 58	Davis (15)
WR 13	Benjamin (15)	LGB 20	Cason (11)
QB 1	Newton (14)	RCB 24	Norman (16)
TE 84	Dickson (10)	SS 41	Harper (16)
RB 28	Stewart (8)	FS 21	DeCoud (11)

PASSING

	Att	Cmp	Yds	Cmp%	Yd/Att	TD	TD%	Int	Int%	Lg	TK/LS	Rate
Newton	448	262	3127	58.5	6.98	18	4.0	12	2.7	51	38/300	82.1
Anderson	97	65	701	67.0	7.23	5	5.2	0	0.0	35t	4/17	105.2
TEAM	545	327	3828	60.0	7.02	23	4.2	12	2.2	51	42/317	86.2
OPPONENTS	562	364	3913	64.8	6.96	25	4.4	14	2.5	81T	40/268	89.5

2016 REGULAR SEASON STATISTICS

WON 6, LOST 10

4th NFC SOUTH

HEAD COACH RON RIVERA			
09/08	L	20-21 at Denver	76,843
09/18	W	46-27 SAN FRANCISCO	74,143
09/25	L	10-22 MINNESOTA	73,813
10/02	L	33-48 at Atlanta	70,508
10/10	L	14-17 TAMPA BAY	73,425
10/16	L	38-41 at New Orleans	73,138
10/30	W	30-20 ARIZONA	74,088
11/06	W	13-10 at Los Angeles	86,109
11/13	L	17-20 KANSAS CITY	74,181
11/17	W	23-20 NEW ORLEANS	73,288
11/27	L	32-35 at Oakland	54,909
12/04	L	7-40 at Seattle	69,104
12/11	W	28-16 SAN DIEGO	73,856
12/19	W	26-15 at Washington	76,689
12/24	L	16-33 ATLANTA	73,549
10/01	L	16-17 at Tampa Bay	62,037

RUSHING

Player	No	Yds	Avg	Long	TD
Stewart	218	824	3.8	47	9
Newton	90	359	4	28	5
Whittaker	57	265	4.6	25	0
Artis-Payne	36	144	4	14	2
Tolbert	35	114	3.3	14	0
Ginn	14	98	7	20	0
Brown	2	6	3	9	0
Anderson	1	4	4	4	0
TEAM	453	1814	4	47	16
OPPONENTS	376	1465	3.9	75T	11

DEFENSE

Player	TOT	S	A	QP	FF	FR	PD	TD
Thomas Duesch	132	92	40	9	1	2	2	1
Luke Kuechly	112	88	24	6	1	-	6	-
Kurt Coleman	90	73	17	3	1	-	4	1
Daryl Worley	81	68	13	-	-	-	10	-
Shaq Thompson	70	56	14	4	-	2	3	1
James Bradberry	60	55	5	-	-	-	11	-
Kawann Short	54	41	13	23	1	-	4	-
Tre Boston	50	40	-	-	-	-	6	-
Leonard Johnson	39	26	13	2	-	-	1	-
Michael Griffin	34	26	8	-	-	-	-	-
Robert McClain	33	23	10	-	-	-	1	-
A.J. Klein	31	26	5	1	2	-	-	-
Kony Ealy	30	22	8	9	2	-	2	-
Star Lotulelei	28	16	12	14	1	-	1	-
Mario Addison	26	21	5	23	2	1	1	-
Charles Johnson	24	19	5	25	3	-	2	-
Kyle Love	19	11	8	2	1	1	-	-
Wes Horton	13	8	5	8	2	2	-	-
Vernon Butler	11	8	3	4	-	1	2	-
Bené Benwikere	10	9	1	-	-	-	3	-
David Mayo	9	7	2	-	-	-	-	-
Zack Sanchez	7	6	1	-	-	-	-	-
Teddy Williams	7	6	1	-	-	-	1	-
Lavar Edwards	6	4	2	3	-	-	-	-
Ryan Delaire	5	3	2	5	-	-	1	-
Paul Soliai	5	4	1	3	-	1	-	-
Colin Jones	2	1	1	-	-	-	-	-
Larry Webster	1	1	0	-	-	-	-	-

RECEIVING

Player	No	Yds	Avg	Long	TD
Olsen	80	1073	13.4	78t	3
Benjamin	63	941	14.9	50	7
Ginn	54	752	13.9	88t	4
Brown	27	276	10.2	27	1
Whittaker	25	226	9	25	0
Funchess	23	371	16.1	48	4
Dickson	10	134	13.4	28	1
Tolbert	10	72	7.2	17	1
Stewart	8	60	7.5	25	0
Bersin	2	17	8.5	10	0
Byrd	1	16	16	16	0
Artis-Payne	1	11	11	11	0
Manhertz	1	10	10	10	0
Webb	1	3	3	3	0
TEAM	306	3962	12.9	88T	21
OPPONENTS	409	4561	11.2	87T	27

SACKS

Butler1.5
Love1.5
Cooper1.0
Edwards1.0
Delaire1.0
Edwards1.0
Johnson1.0
Johnson1.0
Klein1.0
Worley1.0
McClain0.5
TEAM	47.0
OPPONENTS	36.0

INTERCEPTIONS

Player	No	Yds	Avg	Long	TD
Coleman	4	57	14.3	37	1
Davis	3	35	11.7	31	0
Boston	2	29	14.5	22	0
Bradberry	2	21	10.5	16	0
Worley	1	22	22	22	0
T. Williams	1	19	19	19	0
Thompson	1	12	12	12	0
Ealy	1	7	7	7	0
Benwikere	1	1	1	1	0
Kuechly	1	1	1	1	0
TEAM	17	204	12	37	1
OPPONENTS	19	218	11.5	42T	4

FIELD GOALS

Player	1-19	20-29	30-39	40-49	50+
Gano	0/0	4/4	9/11	14/17	3/6
TEAM	0/0	4/4	9/11	14/17	3/6
OPPONENTS	0/0	11/11	15/18	3/6	4/7

Gano: (44G, 36G, 50N) (39G, 31G, 49G, 41G) (48G, 54N) (54G) (43N) (42G) (43G, 52G, 21G) (48N, 38G, 37G) (42G) (32G, 49G, 42G) (0) (41G, 44G, 45G, 23G) (35G, 23G, 23G, 38N, 41G) (31G, 40G, 31G) (45N, 58N, 54G, 36N)
 OPP: 0 (29G, 39G) (28G, 31G) (28G, 53G) (35G, 33N, 35G, 46N, 38G) (53N, 33G, 52G) (0) (55N, 55N, 25G) (47G, 36G, 33G, 37G) (27G, 38B, 30G) (23G, 23G) (23G, 37G, 31G, 28G) (32G) (43G, 26G, 34G) (51G, 48G, 30B, 29G, 50G) (33G, 46N, 48B)

PANTHERS USUAL STARTERS

WR 13 Benjamin (13)	DE 95 Johnson (13)
LT 74 Remmers (13)	LDT 98 Lotulelei (16)
LG 68 Norwell (16)	RDT 99 Short (14)
C 67 Kalil (8)	DE 96 Horton (9)
RG 70 Turner (13)	SLB 54 Thompson (12)
RT 60 Williams (10)	MLB 59 Kuechly (10)
TE 28 Oso (16)	WLB 58 Davis (16)
WR 19 Ginn Jr. (8)	LCB 24 Bradberry (13)
QB 1 Newton (14)	RCB 26 Worley (11)
WR 10 Brown (7)	SS 20 Coleman (10)
RB 28 Stewart (13)	FS 33 Boston (10)

STATISTIC

	CAR.	OPP.
TOTAL FIRST DOWNS	318	329
Rushing	99	90
Passing	194	223
Penalty	25	16
3rd Down: Made/Att	83/223	80/211
3rd Down Pct.	37.2	37.9
4th Down: Made/Att	11/17	9/13
4th Down Pct.	64.7	69.2
POSSESSION AVG.	30:50	29:10
TOTAL NET YARDS	5499	5756
Avg. Per Game	343.7	359.8
Total Plays	1052	1035
Avg. Per Play	5.2	5.6
NET YARDS RUSHING	1814	1465
Avg. Per Game	113.4	91.6
Total Rushes	453	376
NET YARDS PASSING	3685	4291
Avg. Per Game	230.3	268.2
Sacked/Yards Lost	36/277	47/270
Gross Yards	3962	4561
Att./Completions	563/306	612/409
Completion Pct.	54.4	66.8
Had Intercepted	19	17
PUNTS/AVERAGE	76/45.8	71/46.8
NET PLAYING AVG.	76/38.6	71/43.1
PENALTIES/YARDS	98/850	112/907
FUMBLES/BALL LOST	13/10	20/10
TOUCHDOWNS	40	43
Rushing	16	11
Passing	21	27
Returns	3	5

SCORING

TD	Ru	Pa	Rt	PAT	FG	2PT	S	PTS
Gano	0	0	0	31/34	30/38	0	0	121
Stewart	9	0	0	0	0	0	0	54
Benjamin	7	0	0	0	0	0	0	42
Newton	5	5	0	0	0	1	0	32
Funchess	4	0	0	0	0	1	0	26
Ginn	4	0	0	0	0	0	0	24
Olsen	3	0	0	0	0	1	0	20
Artis-Payne	2	2	0	0	0	0	0	12
Brown	1	0	0	0	0	0	0	6
Coleman	1	0	0	0	0	0	0	6
Davis	1	0	0	0	0	0	0	6
Dickson	1	0	0	0	0	0	0	6
Thompson	1	0	0	0	0	0	0	6
Tolbert	1	0	0	0	0	0	0	6
Addison	0	0	0	0	0	1	2	2
TEAM	40	16	21	31/34	30/38	3	1	369
OPPONENTS	43	11	27	35/37	33/42	4	1	402

SCORE BY PERIODS

	1	2	3	4	OT	TOT
TEAM	85	107	88	89	0	369
OPPONENTS	75	96	70	161	0	402

PASSING

Player	Att	Cmp	Yds	Cmp%	Yd/Att	TD	TD%	Int	Int%	Lg	TK/LS	Rate
Newton	510	270	3509	52.9	6.88	19	3.7	14	2.7	88t	36/277	75.8
Anderson	53	36	453	67.9	8.55	2	3.8	5	9.4	48	0/0	67.6
TEAM	563	306	3962	54.4	7.04	21	3.7	19	3.4	88T	36/277	75.1
OPPONENTS	612	409	4561	66.8	7.45	27	4.4	17	2.8	87T	47/270	92

2018 REGULAR SEASON STATISTICS

WON 7, LOST 9 3rd NFC SOUTH

		HEAD COACH RON RIVERA		
09/09	W	16-8	DALLAS	74,532
09/16	L	24-31	at Atlanta	72,528
09/23	W	31-21	CINCINNATI	72,161
10/07	W	33-31	N.Y. GIANTS	74,221
10/14	L	17-23	at Washington	60,482
10/21	W	21-17	at Philadelphia	69,696
10/28	W	36-21	BALTIMORE	73,843
11/04	W	42-28	TAMPA BAY	73,513
11/08	L	21-52	at Pittsburgh	62,881
11/18	L	19-20	at Detroit	61,999
11/25	L	27-30	SEATTLE	74,002
12/02	L	17-24	at Tampa Bay	52,568
12/09	L	20-26	at Cleveland	59,392
12/17	L	9-12	NEW ORLEANS	74,188
12/23	L	10-24	ATLANTA	73,722
12/30	W	33-14	at New Orleans	73,028

STATISTIC	CAR.	OPP.
TOTAL FIRST DOWNS	356	315
Rushing	117	110
Passing	212	185
Penalty	27	20
3rd Down: Made/Att	77/185	73/183
3rd Down Pct.	41.6	39.9
4th Down: Made/Att	9/19	10/17
4th Down Pct.	47.4	58.8
POSESSION AVG.	30:44	29:16
TOTAL NET YARDS	5972	5651
Avg. Per Game	373.3	353.2
Total Plays	1011	948
Avg. Per Play	5.9	6.0
NET YARDS RUSHING	2136	1804
Avg. Per Game	133.5	112.8
Total Rushes	416	384
NET YARDS PASSING	3836	3847
Avg. Per Game	239.8	240.4
Sacked/Yards Lost	32/235	35/215
Gross Yards	4071	4062
Att./Completions	563/378	529/353
Completion Pct.	67.1	66.7
Had Intercepted	16	13
PUNTS/AVERAGE	61/45.2	64/45.8
NET PUNTING AVG.	61/41.0	64/42.2
PENALTIES/YARDS	92/818	91/805
FUMBLES/BALL LOST	20/6	22/10
TOUCHDOWNS	46	42
Rushing	17	13
Passing	28	32
Returns	1	1

SCORING	TD	R	P	A	RT	PAT	FG	2PT	S	P	T	S
McCaffrey	13	7	6	0					0	0	78	
Gano	0	0	0	0	30/33	14/16			0	0	72	
Samuel	7	2	5	0					0	0	42	
Funchess	4	0	4	0					0	0	24	
Newton	4	0	4	0					0	0	24	
Olsen	4	0	4	0					0	0	24	
Catanzaro	0	0	0	0	7/8	5/5			0	0	22	
T. Smith	2	2	0	2					1	0	14	
Armah	2	2	0	0					0	0	12	
Moore	2	2	0	2					0	0	12	
Thomas	2	0	2	0					0	0	12	
Wright	1	0	1	0					1	0	8	
Allen	1	0	1	0					0	0	6	
C. Anderson	1	0	1	0					0	0	6	
Artis-Payne	1	1	0	0					0	0	6	
Jones	1	0	1	0					0	0	6	
Manherzt	1	0	1	0					0	0	6	
Jackson	0	0	0	0					0	0	2	
TEAM	46	17	28	13	7/41	19/21			2	0	376	
OPPONENTS	46	13	32	14	42/43	20/23			2	0	382	

SCORE BY PERIODS											
	1	2	3	4	OT	TOT					
TEAM	96	128	40	112	0	376					
OPPONENTS	89	104	83	106	0	382					

RUSHING	No	Yds	Avg	Long	TD
McCaffrey	219	1098	5.0	59	7
Newton	101	488	4.8	29	4
Moore	13	172	13.2	32	0
C. Anderson	24	104	4.3	22	0
Samuel	8	84	10.5	33	2
Artis-Payne	19	69	3.6	15	1
Wright	2	39	19.5	34	0
Heinicke	5	31	6.2	19	0
Allen	5	19	3.8	10	1
Cadet	11	17	1.5	5	0
Armah	9	15	1.7	4	2
TEAM	416	2136	5.1	59	17
OPPONENTS	384	1804	4.7	60	13

RECEIVING	No	Yds	Avg	Long	TD
McCaffrey	107	867	8.1	38	6
Moore	55	788	14.3	82	2
Funchess	44	549	12.5	27	4
Wright	43	447	10.4	33	1
Samuel	39	494	12.7	53	5
Thomas	36	333	9.3	31	2
Olsen	27	291	10.8	23	4
T. Smith	17	190	11.2	35	2
Artis-Payne	3	15	5.0	13	0
Manherzt	2	52	26.0	50	1
C. Anderson	1	24	24.0	24	1
Byrd	1	8	8.0	8	0
Armah	1	5	5.0	5	0
Cadet	1	5	5.0	5	0
Barner	1	3	3.0	3	0
TEAM	378	4071	10.8	82	28
OPPONENTS	353	4062	11.5	75	32

INTERCEPTIONS	No	Yds	Avg	Long	TD
Jackson	4	0	0.0	0	0
Adams	3	11	3.7	18	0
Reid	1	39	39.0	39	0
Bradberry	1	29	29.0	29	0
Jones	1	5	5.0	5	0
Munnerlyn	1	2	2.0	2	0
Kuechly	1	0	0.0	0	0
Obada	1	0	0.0	0	0
TEAM	13	86	6.6	39	0
OPPONENTS	16	179	11.2	50	1

PUNTING	No	Yds	Avg	Net	TB	I20	Lg	B
Palardy	61	2759	45.2	41.0	4	24	59	0
TEAM	61	2759	45.2	41.0	4	24	59	0
OPPONENTS	64	2928	45.8	42.2	3	25	62	0

KICKOFF RT.	No	Yds	Avg	Long	TD
Samuel	10	209	20.9	32	0
Barner	9	220	24.4	37	0
Moore	5	119	23.8	32	0
Byrd	2	34	17.0	22	0
TEAM	26	582	22.4	37	0
OPPONENTS	17	406	23.9	50	0

PUNT RT.	Ret	FC	Yds	Avg	Long	TD
Byrd	11	5	104	9.5	30	0
Barner	7	6	29	4.1	13	0
Moore	6	5	32	5.3	15	0
TEAM	24	16	165	6.9	30	0
OPPONENTS	22	24	181	8.2	23	0

PASSING	Att	Cmp	Yds	Cmp%	Yd/Att	TD	TD%	Int	Int%	Lg	TK/LS	Rate
Newton	471	320	3395	67.9	7.21	24	5.1	13	2.8	82	29/213	94.2
Heinicke	57	35	320	61.4	5.61	1	1.8	3	5.3	33	2/17	60.6
Allen	31	20	266	64.5	8.58	2	6.5	0	0.0	53	0/0	113.1
Gilbert	3	2	40	66.7	13.33	0	0.0	0	0.0	31	1/5	109.7
McCaffrey	1	1	50	100.0	50.00	1	100.0	0	0.0	50	0/0	158.3
TEAM	563	378	4071	67.1	7.23	28	5.0	16	2.8	82	32/235	92.9
OPPONENTS	529	353	4062	66.7	7.68	32	6.0	13	2.5	75	35/215	99.6

DEFENSE	TOT	S	A	QP	FF	FR	PD	TD
Luke Kuechly	130	87	37	9	2	1	6	-
Thomas Davis	79	40	33	3	-	2	6	-
Shaq Thompson	76	44	29	13	1	-	1	-
Mike Adams	75	42	28	2	-	-	6	-
Donte Jackson	73	54	11	1	1	-	9	-
Eric Reid	71	50	21	3	-	-	5	-
James Bradberry	70	53	12	1	1	-	15	-
Captain Munnerlyn	47	37	9	7	-	1	9	-
Kawann Short	42	26	13	16	1	-	1	-
Mario Addison	35	19	15	24	2	-	-	-
Wes Horton	24	11	9	11	-	-	1	-
Julius Peppers	22	11	8	15	2	1	6	-
Kyle Love	19	10	7	9	3	2	1	-
Vernon Butler	19	5	13	6	-	-	-	-
Dontari Poe	17	9	8	6	-	-	-	-
Collin Jones	14	6	8	-	-	1	1	1
Rashaan Galdien	13	8	4	-	-	-	1	-
Jermaine Carter	11	5	5	1	-	-	-	-
David Mayo	11	4	6	2	-	-	1	-
Bryan Cox Jr.	10	3	6	4	-	-	-	-
Efe Obada	8	5	2	10	-	-	2	-
Da'Norris Searcy	5	4	1	-	-	-	-	-
Corn Elder	3	3	-	-	-	-	-	-
Marquis Haynes	2	1	1	-	-	-	-	-
Andre Smith	1	-	1	-	-	-	-	-

SACKS	Bradberry1	
Player.....TOTAL	Jackson1	
Addison9	Poe1
Peppers5	Reid1
Thompson3.5	Butler0.5
Short3	TEAM35.0
Kuechly2	OPPONENTS32.0
Munnerlyn2		
Obada2		
Horton1.5		
Love1.5		

FIELD GOALS	1-19	20-29	30-39	40-49	50+
Catanzaro	0/0	1/1	2/2	0/0	2/2
Gano	0/0	3/3	4/5	4/4	3/4
TEAM	0/0	4/4	6/7	4/4	5/6
OPPONENTS	0/0	2/2	7/8	7/8	4/5

Gano: (27G)(54G)(40G)(47G,47G,39G,63G)(32G)(1)(54G,44G,30G)(0)(34N)(26G,25G,25N)(37G)(0)(0)

Catanzaro: (0)(0)(0)(0)(0)(0)(0)(30G,34G)(1)(50G)(22G,25G)

OPP: (47N)(44G)(53N)(42G,53G,36G)(49G,56G,29G)(36N,46G)(0)(50G)(54G,32G)(33G,30G,31G)(35G)(49G,41G)(46G,24G)(39G)(0)

PANTHERS USUAL STARTERS	WR	DE	97	Addison	(16)
LG	74	Clark	(13)	LDT	99
RG	73	Van Roten	(16)	RDT	95
C	67	R. Kalil	(16)	DE	96
RG	70	Turner	(13)	SLB	54
RT	72	Moton	(16)	MLB	59
TE	88	Olsen	(9)	WLB	58
WR	12	Moore	(10)	LCB	24
QB	1	Newton	(14)	RCB	26
WR	10	Samuel	(8)	SS	25
RB	22	McCaffrey	(16)	FS	29

ALL-TIME PRESEASON RESULTS

1995 (3-2)

Date	W-L	Score	Opponent	Atten.
07/29/95	W	20-14	vs. Jacksonville (HOF)	24,625
08/04/95	L	15-18	at Chicago	50,300
08/12/95	W	19-10	DENVER (at Clemson)	57,017
08/19/95	L	10-17	at San Francisco	51,185
08/26/95	W	6-3	NEW YORK GIANTS (at Clemson)	49,114

1996 (2-2)

Date	W-L	Score	Opponent	Atten.
08/03/96	W	30-12	CHICAGO	65,350
08/10/96	L	28-40	at Denver	70,649
08/19/96	L	0-24	BUFFALO	65,231
08/26/96	W	34-7	at New York Giants	45,713

1997 (0-4)

Date	W-L	Score	Opponent	Atten.
08/03/97	L	9-23	at Jacksonville	67,280
08/09/97	L	13-23	DENVER	68,296
08/14/97	L	10-30	at Kansas City	76,972
08/22/97	L	19-27	PITTSBURGH	67,044

1998 (2-2)

Date	W-L	Score	Opponent	Atten.
08/08/98	W	30-27	JACKSONVILLE	62,925
08/14/98	W	12-7	at Buffalo	30,010
08/22/98	L	22-25OT	MINNESOTA	64,569
08/29/98	L	24-38	at Pittsburgh	53,784

1999 (2-2)

Date	W-L	Score	Opponent	Atten.
08/13/99	L	10-35	at Jacksonville	59,120
08/20/99	W	20-13	PITTSBURGH	59,591
08/28/99	L	24-38	at Baltimore	66,247
09/02/99	W	23-20	NEW ENGLAND	52,976

2000 (0-4)

Date	W-L	Score	Opponent	Atten.
08/04/00	L	14-34	JACKSONVILLE	72,949
08/10/00	L	0-13	at Pittsburgh	44,813
08/18/00	L	13-24	BALTIMORE	72,551
08/24/00	L	21-29	at New England	60,292

2001 (2-2)

Date	W-L	Score	Opponent	Atten.
08/10/01	L	16-18	at Jacksonville	50,970
08/18/01	L	8-23	NEW ENGLAND	71,597
08/23/01	W	20-17	at Baltimore	66,619
08/31/01	W	23-20	CLEVELAND	70,444

2002 (1-3)

Date	W-L	Score	Opponent	Atten.
08/10/02	L	30-37	WASHINGTON	71,384
08/17/02	L	16-19	DALLAS	72,624
08/23/02	L	3-23	at New England	68,436
08/30/02	W	20-19	at Cleveland	68,718

2003 (4-0)

Date	W-L	Score	Opponent	Atten.
08/09/03	W	20-0	WASHINGTON	71,393
08/15/03	W	20-10	at New York Giants	76,807
08/23/03	W	20-7	at Green Bay	69,831
08/29/03	W	21-14	PITTSBURGH	72,273

2004 (4-0)

Date	W-L	Score	Opponent	Atten.
08/14/04	W	23-20OT	at Washington	58,876
08/19/04	W	27-20	NEW YORK GIANTS	72,562
08/28/04	W	20-17	NEW ENGLAND	72,829
09/02/04	W	16-13	at Pittsburgh	53,655

2005 (2-2)

Date	W-L	Score	Opponent	Atten.
08/13/05	W	28-10	WASHINGTON	72,887
08/20/05	L	21-27	at New York Giants	76,138
08/26/05	W	23-20	at Cleveland	69,512
09/01/05	L	17-21	PITTSBURGH	72,504

2006 (4-0)

Date	W-L	Score	Opponent	Atten.
08/12/06	W	14-13	BUFFALO	72,485
08/19/06	W	17-10	at Jacksonville	64,073
08/24/06	W	19-10	MIAMI	71,477
08/31/06	W	15-13	at Pittsburgh	54,621

2007 (1-3)

Date	W-L	Score	Opponent	Atten.
08/11/07	W	24-21	at New York Giants	75,535
08/17/07	L	10-27	at Philadelphia	67,415
08/24/07	L	7-24	NEW ENGLAND	72,882
08/30/07	L	3-19	PITTSBURGH	72,267

2008 (2-2)

Date	W-L	Score	Opponent	Atten.
08/09/08	W	23-20 OT	INDIANAPOLIS	70,492
08/14/08	L	13-24	at Philadelphia	68,594
08/23/08	W	47-3	WASHINGTON	71,770
08/28/08	L	16-19	at Pittsburgh	50,485

2009 (0-4)

Date	W-L	Score	Opponent	Atten.
08/17/09	L	17-24	at New York Giants	72,768
08/22/09	L	17-27	at Miami	56,638
08/29/09	L	13-17	BALTIMORE	71,045
09/03/09	L	10-21	PITTSBURGH	70,073

2010 (1-3)

Date	W-L	Score	Opponent	Atten.
08/12/10	L	12-17	at Baltimore	70,579
08/21/10	L	3-9	NEW YORK JETS	71,539
08/28/10	W	15-7	TENNESSEE	71,110
09/02/10	L	3-19	at Pittsburgh	52,130

ALL-TIME PRESEASON RESULTS

2011 (1-3)

Date	W-L	Score	Opponent	Atten.
08/13/11	W	20-10	NEW YORK GIANTS	71,936
08/19/11	L	10-20	at Miami	54,157
08/25/11	L	13-24	at Cincinnati	41,735
09/01/11	L	17-33	PITTSBURGH	72,358

2012 (2-2)

Date	W-L	Score	Opponent	Atten.
08/11/12	L	13-26	HOUSTON	69,002
08/17/12	W	23-17	MIAMI	68,595
08/26/12	W	17-12	at New York Jets	79,088
08/30/12	L	16-17	at Pittsburgh	50,122

2013 (3-1)

Date	W-L	Score	Opponent	Atten.
08/09/13	W	24-17	CHICAGO	70,700
08/15/13	L	9-14	at Philadelphia	69,144
08/22/13	W	34-27	at Baltimore	70,554
08/29/13	W	25-10	PITTSBURGH	70,408

2014 (2-2)

Date	W-L	Score	Opponent	Atten.
08/08/14	L	18-20	BUFFALO	69,569
08/17/14	W	28-16	KANSAS CITY	70,035
08/22/14	L	7-30	at New England	68,756
08/28/14	W	10-0	at Pittsburgh	53,514

2015 (3-1)

Date	W-L	Score	Opponent	Atten.
08/14/15	W	25-24	at Buffalo	65,412
08/22/15	W	31-30	MIAMI	70,323
08/28/15	L	16-17	NEW ENGLAND	71,801
09/03/15	W	23-6	at Pittsburgh	42,153

2016 (2-2)

Date	W-L	Score	Opponent	Atten.
08/11/16	L	19-22	at Baltimore	70,682
08/20/16	W	26-16	at Tennessee	60,802
08/26/16	L	17-19	NEW ENGLAND	73,816
09/01/16	W	18-6	PITTSBURGH	73,274

2017 (2-2)

Date	W-L	Score	Opponent	Atten.
08/09/17	W	27-17	HOUSTON	72,100
08/19/17	L	27-34	at Tennessee	61,159
08/24/17	W	24-23	at Jacksonville	57,606
08/31/17	L	14-17	PITTSBURGH	72,891

2018 (3-1)

Date	W-L	Score	Opponent	Atten.
08/09/18	W	28-23	at Buffalo	61,726
08/17/18	W	27-20	MIAMI	72,200
08/24/18	W	25-14	NEW ENGLAND	73,880
08/30/18	L	24-39	at Pittsburgh	40,081

2019 (2-2)

Date	W-L	Score	Opponent	Atten.
08/08/19	W	23-13	at Chicago	60,921
08/16/19	L	14-27	BUFFALO	72,064
08/22/19	L	3-10	at New England	65,878
08/29/19	W	25-19	PITTSBURGH	71,633

2020 (0-0)

Preseason cancelled due to COVID-19

2021 (1-2)

Date	W-L	Score	Opponent	Atten.
08/15/21	L	18-21	at Indianapolis	62,961
08/21/21	L	3-20	BALTIMORE	68,061
08/27/21	W	34-9	PITTSBURGH	70,575

2022 (2-1)

Date	W-L	Score	Opponent	Atten.
08/13/22	W	23-21	at Washington	44,855
08/19/22	L	10-20	at New England	65,878
08/26/22	W	21-0	BUFFALO	70,542

TEAM-BY-TEAM RESULTS

ARIZONA CARDINALS (14-6)

Home: 8-4...Away: 6-2...Playoffs: 2-1

11/19/95...	ARIZONA (at Clemson)	W	27-7
12/30/01...	ARIZONA	L	7-30
10/06/02...	ARIZONA	L	13-16
12/14/03...	at Arizona	W	20-17
11/21/04...	ARIZONA	W	35-10
10/09/05...	at Arizona	W	24-20
10/14/07...	at Arizona	W	25-10
10/26/08...	ARIZONA	W	27-23
01/10/09...	ARIZONA (playoffs)	L	13-33
11/01/09...	at Arizona	W	34-21
12/19/10...	ARIZONA	W	19-12
09/11/11...	at Arizona	L	21-28
10/06/13...	at Arizona	L	6-22
01/03/15...	ARIZONA (playoffs)	W	27-16
01/24/16...	ARIZONA (playoffs)	W	49-15
10/30/16...	ARIZONA	W	30-20
09/22/19...	at Arizona	W	38-20
10/04/20...	ARIZONA	W	31-21
11/14/21...	at Arizona	W	34-10
10/02/22...	ARIZONA	L	16-26

ATLANTA FALCONS (21-35)

Home: 13-15...Away: 8-20...Playoffs: 0-0

09/03/95...	at Atlanta	L	OT 20-23
12/17/95...	ATLANTA (at Clemson)	W	21-17
09/01/96...	ATLANTA	W	29-6
11/03/96...	at Atlanta	L	17-20
09/07/97...	at Atlanta	W	9-6
10/26/97...	ATLANTA	W	21-12
09/06/98...	ATLANTA	L	14-19
10/04/98...	at Atlanta	L	23-51
10/31/99...	at Atlanta	L	20-27
11/28/99...	ATLANTA	W	34-28
09/17/00...	ATLANTA	L	10-15
10/29/00...	at Atlanta	L	12-13
09/23/01...	at Atlanta	L	16-24
11/25/01...	ATLANTA	L	7-10
10/20/02...	at Atlanta	L	0-30
11/24/02...	ATLANTA	L	0-41
09/28/03...	ATLANTA	W	23-3
12/07/03...	at Atlanta (Sunday Night)	L	OT 14-20
10/03/04...	ATLANTA	L	10-27
12/18/04...	at Atlanta (Saturday Night)	L	OT 31-34
12/04/05...	ATLANTA	W	24-6
01/01/06...	at Atlanta	W	44-11
09/10/06...	ATLANTA	L	6-20
12/24/06...	at Atlanta	W	10-3
09/23/07...	at Atlanta	W	27-20
11/11/07...	ATLANTA	L	13-20
09/28/08...	ATLANTA	W	24-9
11/23/08...	at Atlanta	L	28-45
09/20/09...	at Atlanta	L	20-28
11/15/09...	ATLANTA	W	28-19
12/12/10...	ATLANTA	L	10-31
01/02/11...	at Atlanta	L	10-31
10/16/11...	at Atlanta	L	17-31
12/11/11...	ATLANTA	L	23-31
09/30/12...	at Atlanta	L	28-30
12/09/12...	ATLANTA	W	30-20
11/03/13...	ATLANTA	W	34-10
12/29/13...	at Atlanta	W	21-20
11/16/14...	ATLANTA	L	17-19
12/28/14...	at Atlanta	W	34-3
12/13/15...	ATLANTA	W	38-0
12/27/15...	at Atlanta	L	13-20
10/02/16...	at Atlanta	L	33-48
12/24/16...	ATLANTA	L	16-33
11/05/17...	ATLANTA	W	20-17
12/31/17...	at Atlanta	L	10-22
09/16/18...	at Atlanta	L	24-31
12/23/18...	ATLANTA	L	10-24
11/17/19...	ATLANTA	L	3-29

12/08/19...	at Atlanta	L	20-40
10/11/20...	at Atlanta	W	23-16
10/29/20...	ATLANTA (Thursday Night)	L	17-25
10/31/21...	at Atlanta	W	19-13
12/12/21...	ATLANTA	L	21-29
10/30/22...	at Atlanta	L	OT 34-37
11/10/22...	ATLANTA (Thursday Night)	W	25-15

BALTIMORE RAVENS (4-3)

Home: 3-1...Away: 1-2...Playoffs: 0-0

12/15/96...	BALTIMORE	W	27-16
09/08/02...	BALTIMORE	W	10-7
10/15/06...	at Baltimore	W	23-21
11/21/10...	BALTIMORE	L	13-37
09/28/14...	at Baltimore	L	10-38
10/28/18...	BALTIMORE	W	36-21
11/20/22...	at Baltimore	L	3-13

BUFFALO BILLS (2-6)

Home: 1-2...Away: 1-4...Playoffs: 0-0

09/10/95...	at Buffalo	L	9-31
10/25/98...	BUFFALO (Sunday Night)	L	14-30
12/09/01...	at Buffalo	L	24-25
11/27/05...	at Buffalo	W	13-9
10/25/09...	BUFFALO	L	9-20
09/15/13...	at Buffalo	L	23-24
09/17/17...	BUFFALO	W	9-3
12/19/21...	at Buffalo	L	14-31

CHICAGO BEARS (4-7)

Home: 3-2...Away: 1-5...Playoffs: 1-0

10/08/95...	at Chicago	L	27-31
12/22/02...	CHICAGO	W	24-14
11/20/05...	at Chicago	L	3-13
01/15/06...	at Chicago (playoffs)	W	29-21
09/14/08...	CHICAGO	W	20-17
10/10/10...	CHICAGO	L	6-23
10/02/11...	at Chicago	L	29-34
10/28/12...	at Chicago	L	22-23
10/05/14...	CHICAGO	W	31-24
10/22/17...	at Chicago	L	3-17
10/18/20...	CHICAGO	L	16-23

CINCINNATI BENGALS (3-3-1)

Home: 3-1...Away: 0-2-1...Playoffs: 0-0

09/26/99...	CINCINNATI	W	27-3
12/08/02...	CINCINNATI	W	52-31
10/22/06...	at Cincinnati	L	14-17
09/26/10...	CINCINNATI	L	7-20
10/12/14...	at Cincinnati	T	OT 37-37
09/23/18...	CINCINNATI	W	31-21
11/06/22...	at Cincinnati	L	21-42

CLEVELAND BROWNS (4-3)

Home: 2-1...Away: 2-2...Playoffs: 0-0

11/21/99...	at Cleveland	W	31-17
12/01/02...	at Cleveland	W	13-6
10/08/06...	CLEVELAND	W	20-12
11/28/10...	at Cleveland	L	23-24
12/21/14...	CLEVELAND	W	17-13
12/09/18...	at Cleveland	L	20-26
09/11/22...	CLEVELAND	L	24-26

DALLAS COWBOYS (5-10)

Home: 3-5...Away: 2-5...Playoffs: 2-0

01/05/97...	DALLAS (playoffs)	W	26-17
12/08/97...	at Dallas (Monday Night)	W	23-13
10/11/98...	at Dallas	L	20-27
10/01/00...	DALLAS	L	OT 13-16
10/13/02...	at Dallas	L	13-14

TEAM-BY-TEAM RESULTS

11/23/03	at Dallas	L	20-24
01/03/04	DALLAS (playoffs)	W	29-10
12/24/05	DALLAS	L	20-24
10/29/06	DALLAS (Sunday Night)	L	14-35
12/22/07	DALLAS (Saturday Night)	L	13-20
09/28/09	at Dallas (Monday Night)	L	7-21
10/21/12	DALLAS	L	14-19
11/26/15	at Dallas (Thanksgiving)	W	33-14
09/09/18	DALLAS	W	16-8
10/03/21	at Dallas	L	28-36

DENVER BRONCOS (2-6)

Home: 2-2...Away: 0-3...Playoffs: 0-1

11/09/97	at Denver	L	0-34
10/10/04	at Denver	L	17-20
12/14/08	DENVER	W	30-10
11/11/12	DENVER	L	14-36
02/07/16	Denver (Super Bowl 50)	L	10-24
09/08/16	at Denver (Thursday Night)	L	20-21
12/13/20	DENVER	L	27-32
11/27/22	DENVER	W	23-10

DETROIT LIONS (8-3)

Home: 6-1...Away: 2-2...Playoffs: 0-0

10/24/99	DETROIT	L	9-24
09/15/02	DETROIT	W	31-7
12/21/03	DETROIT	W	20-14
10/16/05	at Detroit	W	21-20
11/16/08	DETROIT	W	31-22
11/20/11	at Detroit	L	35-49
09/14/14	DETROIT	W	24-7
10/08/17	at Detroit	W	27-24
11/18/18	at Detroit	L	19-20
11/22/20	DETROIT	W	20-0
12/24/22	DETROIT	W	37-23

GREEN BAY PACKERS (6-11)

Home: 4-5...Away: 2-6...Playoffs: 0-1

01/12/97	at Green Bay (playoffs)	L	13-30
12/14/97	GREEN BAY	L	10-31
09/27/98	GREEN BAY	L	30-37
12/12/99	at Green Bay	W	33-31
11/27/00	GREEN BAY (Monday Night)	W	31-14
09/30/01	GREEN BAY	L	7-28
09/29/02	at Green Bay	L	14-17
09/13/04	GREEN BAY (Monday Night)	L	14-24
10/03/05	GREEN BAY (Monday Night)	W	32-29
11/18/07	at Green Bay	L	17-31
11/30/08	at Green Bay	W	35-31
09/18/11	GREEN BAY	L	23-30
10/19/14	at Green Bay	L	17-38
11/08/15	GREEN BAY	W	37-29
12/17/17	GREEN BAY	W	31-24
11/10/19	at Green Bay	L	16-24
12/19/20	at Green Bay	L	16-24

HOUSTON TEXANS (4-2)

Home: 1-1...Away: 3-1...Playoffs: 0-0

11/02/03	at Houston	L	10-14
09/16/07	HOUSTON	L	21-34
12/18/11	at Houston	W	28-13
09/20/15	HOUSTON	W	24-17
09/29/19	at Houston	W	16-10
09/23/21	at Houston (Thursday Night)	W	24-9

INDIANAPOLIS COLTS (5-2)

Home: 2-1...Away: 3-1...Playoffs: 0-0

12/03/95	INDIANAPOLIS (at Clemson)	W	13-10
12/27/98	at Indianapolis	W	27-19
10/12/03	at Indianapolis	W	23-20
10/28/07	INDIANAPOLIS	L	7-31

11/27/11	at Indianapolis	W	27-19
11/02/15	INDIANAPOLIS (Monday Night)	W	29-26
12/22/19	at Indianapolis	L	6-38

JACKSONVILLE JAGUARS (4-3)

Home: 3-1...Away: 1-2...Playoffs: 0-0

09/29/96	at Jacksonville	L	14-24
09/19/99	JACKSONVILLE	L	20-22
09/07/03	JACKSONVILLE	W	24-23
12/09/07	at Jacksonville	L	6-37
09/25/11	JACKSONVILLE	W	16-10
09/13/15	at Jacksonville	W	20-9
10/06/19	JACKSONVILLE	W	34-27

KANSAS CITY CHIEFS (2-5)

Home: 1-2...Away: 1-3...Playoffs: 0-0

09/21/97	KANSAS CITY	L	14-35
12/10/00	at Kansas City	L	14-15
09/19/04	at Kansas City	W	28-17
10/05/08	KANSAS CITY	W	34-0
12/02/12	at Kansas City	L	21-27
11/13/16	KANSAS CITY	L	17-20
11/08/20	at Kansas City	L	31-33

LAS VEGAS/OAKLAND RAIDERS (3-4)

Home: 2-2...Away: 1-2...Playoffs: 0-0

11/02/97	OAKLAND	W	38-14
12/24/00	at Oakland	L	9-52
11/07/04	OAKLAND	L	24-27
11/09/08	at Oakland	W	17-6
12/23/12	OAKLAND	W	17-6
11/27/16	at Oakland	L	32-35
9/13/20	LAS VEGAS	L	30-34

LOS ANGELES/SAN DIEGO CHARGERS (6-1)

Home: 2-1...Away: 4-0...Playoffs: 0-0

09/14/97	at San Diego	W	26-7
12/17/00	SAN DIEGO	W	30-22
10/24/04	SAN DIEGO	L	6-17
09/07/08	at San Diego	W	26-24
12/16/12	at San Diego	W	31-7
12/11/16	SAN DIEGO	W	28-16
09/27/20	at Los Angeles	W	21-16

LOS ANGELES/ST. LOUIS RAMS (13-10)

Home: 6-5...Away: 7-5...Playoffs: 1-0

09/17/95	ST. LOUIS (at Clemson)	L	10-31
11/12/95	at St. Louis	L	17-28
10/13/96	ST. LOUIS	W	45-13
11/17/96	at St. Louis	W	20-10
11/23/97	at St. Louis	W	16-10
12/20/97	ST. LOUIS	L	18-30
11/22/98	at St. Louis	W	24-20
12/20/98	ST. LOUIS	W	20-13
11/14/99	at St. Louis	L	10-35
12/05/99	ST. LOUIS	L	21-34
11/05/00	at St. Louis (Sunday Night)	W	27-24
12/03/00	ST. LOUIS	W	16-3
11/11/01	at St. Louis	L	14-48
12/23/01	ST. LOUIS	L	32-38
01/10/04	at St. Louis (playoffs)	W	20T-29-23
12/12/04	ST. LOUIS	W	20-7
11/19/06	ST. LOUIS	W	15-0
09/09/07	at St. Louis	W	27-13
10/31/10	at St. Louis	L	10-20
10/20/13	ST. LOUIS	W	30-15
11/06/16	at Los Angeles	W	13-10
09/08/19	LOS ANGELES	L	27-30
10/16/22	at Los Angeles	L	10-24

TEAM-BY-TEAM RESULTS

MIAMI DOLPHINS (2-5)

Home: 1-2...Away: 1-3...Playoffs: 0-0

11/15/98...	MIAMI	L	9-13
11/04/01...	at Miami	L	6-23
09/25/05...	at Miami	L	24-27
11/19/09...	MIAMI (Thursday Night)	L	17-24
11/24/13...	at Miami	W	20-16
11/13/17...	MIAMI (Monday Night)	W	45-21
11/28/21...	at Miami	L	10-33

MINNESOTA VIKINGS (6-10)

Home: 3-3...Away: 3-7...Playoffs: 0-0

10/06/96...	at Minnesota	L	12-14
10/12/97...	at Minnesota	L	14-21
11/19/00...	at Minnesota	L	17-31
09/09/01...	at Minnesota	W	24-13
09/22/02...	at Minnesota	W	21-14
10/30/05...	MINNESOTA	W	38-13
09/17/06...	at Minnesota	L	OT 13-16
09/21/08...	at Minnesota	L	10-20
12/20/09...	MINNESOTA (Sunday Night)	W	26-7
10/30/11...	MINNESOTA	L	21-24
10/13/13...	at Minnesota	W	35-10
11/30/14...	at Minnesota	L	13-31
09/25/16...	MINNESOTA	L	10-22
12/10/17...	MINNESOTA	W	31-24
11/29/20...	at Minnesota	L	27-28
10/17/21...	MINNESOTA	L	28-34

NEW ENGLAND PATRIOTS (4-4)

Home: 2-2...Away: 2-1...Playoffs: 0-1

10/29/95...	at New England	W	OT 20-17
01/06/02...	NEW ENGLAND	L	6-38
02/01/04...	New England (Super Bowl XXXVIII)	L	29-32
09/18/05...	NEW ENGLAND	W	27-17
12/13/09...	at New England	L	10-20
11/18/13...	NEW ENGLAND (Monday Night)	W	24-20
10/01/17...	at New England	W	33-30
11/07/21...	NEW ENGLAND	L	6-24

NEW ORLEANS SAINTS (28-29)

Home: 14-14...Away: 14-15...Playoffs: 0-1

10/22/95...	NEW ORLEANS	W	20-3
11/26/95...	at New Orleans	L	26-34
09/08/96...	at New Orleans	W	22-20
10/20/96...	NEW ORLEANS	W	19-7
10/19/97...	at New Orleans	W	13-0
11/30/97...	NEW ORLEANS	L	13-16
09/13/98...	at New Orleans	L	14-19
11/01/98...	NEW ORLEANS	W	31-17
09/12/99...	at New Orleans	L	10-19
01/02/00...	NEW ORLEANS	W	45-13
10/15/00...	at New Orleans	L	6-24
11/12/00...	NEW ORLEANS	L	10-20
10/14/01...	NEW ORLEANS	L	25-27
12/02/01...	at New Orleans	L	23-27
11/10/02...	NEW ORLEANS	L	24-34
12/29/02...	at New Orleans	W	10-6
10/05/03...	NEW ORLEANS	W	19-13
10/26/03...	at New Orleans	W	OT 23-20
12/05/04...	at New Orleans	W	32-21
01/02/05...	NEW ORLEANS	L	18-21
09/11/05...	NEW ORLEANS	L	20-23
12/18/05...	at New Orleans (at LSU)	W	27-10
10/01/06...	NEW ORLEANS	W	21-18
12/31/06...	at New Orleans	W	31-21
10/07/07...	at New Orleans	W	16-13
11/25/07...	NEW ORLEANS	L	6-31
10/19/08...	NEW ORLEANS	W	30-7
12/28/08...	at New Orleans	W	33-31
11/08/09...	at New Orleans	L	20-30

01/03/10...	NEW ORLEANS	W	23-10
10/03/10...	at New Orleans	L	14-16
11/07/10...	NEW ORLEANS	L	3-34
10/09/11...	NEW ORLEANS	L	27-30
01/01/12...	at New Orleans	L	17-45
09/16/12...	NEW ORLEANS	W	35-27
12/30/12...	at New Orleans	W	44-38
12/08/13...	at New Orleans (Sunday Night)	L	13-31
12/22/13...	NEW ORLEANS	W	17-13
10/30/14...	NEW ORLEANS (Thursday Night)	L	10-28
12/7/14...	at New Orleans	W	41-10
09/27/15...	NEW ORLEANS	W	27-22
12/06/15...	at New Orleans	W	41-38
10/16/16...	at New Orleans	L	38-41
11/17/16...	NEW ORLEANS (Thursday Night)	W	23-20
09/24/17...	NEW ORLEANS	L	13-34
12/03/17...	at New Orleans	L	21-31
01/07/18...	at New Orleans (playoffs)	L	26-31
12/17/18...	NEW ORLEANS	L	9-12
12/30/18...	at New Orleans	W	33-14
11/24/19...	at New Orleans	L	31-34
12/29/19...	NEW ORLEANS	L	10-42
10/25/20...	at New Orleans	L	24-27
01/03/21...	NEW ORLEANS	L	7-33
09/19/21...	NEW ORLEANS	W	26-7
01/02/22...	at New Orleans	L	10-18
09/25/22...	NEW ORLEANS	W	22-14
01/08/23...	at New Orleans	W	10-7

NEW YORK GIANTS (7-6)

Home: 3-2...Away: 4-4...Playoffs: 1-0

11/10/96...	NEW YORK GIANTS	W	27-17
12/28/03...	at New York Giants	W	37-24
01/08/06...	at New York Giants (playoffs)	W	23-0
12/10/06...	NEW YORK GIANTS	L	13-27
12/21/08...	at New York Giants (Sunday Night)	L	OT 28-34
12/27/09...	at New York Giants	W	41-9
09/12/10...	at New York Giants	L	18-31
09/20/12...	NEW YORK GIANTS (Thursday Night)	L	7-36
09/22/13...	NEW YORK GIANTS	W	38-0
12/20/15...	at New York Giants	W	38-35
10/07/18...	NEW YORK GIANTS	W	33-31
10/24/21...	at New York Giants	L	3-25
09/18/22...	at New York Giants	L	16-19

NEW YORK JETS (5-3)

Home: 4-1...Away: 1-2...Playoffs: 0-0

10/15/95...	NEW YORK JETS	W	26-15
11/29/98...	at New York Jets	L	21-48
10/28/01...	NEW YORK JETS	L	12-13
11/13/05...	NEW YORK JETS	W	30-3
11/29/09...	at New York Jets	L	6-17
12/15/13...	NEW YORK JETS	W	30-20
11/26/17...	at New York Jets	W	35-27
09/12/21...	NEW YORK JETS	W	19-14

PHILADELPHIA EAGLES (5-8)

Home: 2-4...Away: 3-4...Playoffs: 1-0

10/27/96...	at Philadelphia	L	9-20
11/07/99...	PHILADELPHIA	W	33-7
11/30/03...	PHILADELPHIA	L	16-25
01/18/04...	at Philadelphia (playoffs)	W	14-3
10/17/04...	at Philadelphia	L	8-30
12/04/06...	at Philadelphia (Monday Night)	L	24-27
09/13/09...	PHILADELPHIA	L	10-38
11/26/12...	at Philadelphia (Monday Night)	W	30-22
11/10/14...	at Philadelphia (Monday Night)	L	21-45
10/25/15...	PHILADELPHIA (Sunday Night)	W	27-16

TEAM-BY-TEAM RESULTS

10/12/17...	PHILADELPHIA (Thursday Night)	L	23-28
10/21/18...	at Philadelphia	W	21-17
10/10/21...	PHILADELPHIA	L	18-21

PITTSBURGH STEELERS (1-7)

Home: 1-3...Away: 0-4...Playoffs: 0-0

12/22/96...	PITTSBURGH	W	18-14
12/26/99...	at Pittsburgh	L	20-30
12/15/02...	at Pittsburgh	L	14-30
12/17/06...	PITTSBURGH	L	3-37
12/23/10...	at Pittsburgh (Thursday Night)	L	3-27
09/21/14...	PITTSBURGH (Sunday Night)	L	19-37
11/08/18...	at Pittsburgh	L	21-52
12/18/22...	PITTSBURGH	L	16-24

SAN FRANCISCO 49ERS (13-10)

Home: 6-6...Away: 7-4...Playoffs: 0-1

11/05/95...	at San Francisco	W	13-7
12/10/95...	SAN FRANCISCO	L	10-31
09/22/96...	SAN FRANCISCO	W	23-7
12/08/96...	at San Francisco	W	30-24
09/29/97...	SAN FRANCISCO (Monday Night)	L	21-34
11/16/97...	at San Francisco	L	19-27
11/08/98...	at San Francisco	L	23-25
12/16/98...	SAN FRANCISCO	L	OT 28-31
10/17/99...	at San Francisco	W	31-29
12/18/99...	SAN FRANCISCO	W	41-24
09/10/00...	at San Francisco	W	38-22
10/22/00...	SAN FRANCISCO	W	34-16
10/07/01...	at San Francisco (Sunday Night)	L	14-24
11/18/01...	SAN FRANCISCO	L	OT 22-25
11/14/04...	at San Francisco	W	37-27
12/02/07...	SAN FRANCISCO	W	31-14
10/24/10...	SAN FRANCISCO	W	23-20
11/10/13...	at San Francisco	W	10-9
01/12/14...	SAN FRANCISCO (playoffs)	L	10-23
09/18/16...	SAN FRANCISCO	W	46-27
12/10/17...	at San Francisco	W	23-3
10/27/19...	at San Francisco	L	13-51
10/09/22...	SAN FRANCISCO	L	15-37

SEATTLE SEAHAWKS (5-10)

Home: 4-5...Away: 1-5...Playoffs: 1-2

10/08/00...	SEATTLE	W	26-3
10/31/04...	at Seattle	L	17-23
01/22/06...	at Seattle (playoffs)	L	14-34
12/16/07...	SEATTLE	W	13-10
12/05/10...	at Seattle	L	14-31
10/07/12...	SEATTLE	L	12-16
09/08/13...	SEATTLE	L	7-12
10/26/14...	SEATTLE	L	9-13
10/10/15...	at Seattle (playoffs)	L	17-31
10/25/16...	at Seattle	W	27-23
01/17/16...	SEATTLE (playoffs)	W	31-24
12/04/16...	at Seattle (Sunday Night)	L	7-40
11/25/18...	SEATTLE	L	27-30
12/15/19...	SEATTLE	L	24-30
12/11/22...	at Seattle	W	30-24

TAMPA BAY BUCCANEERS (24-19)

Home: 12-10...Away: 12-9...Playoffs: 0-0

10/01/95...	TAMPA BAY	L	13-20
12/01/96...	TAMPA BAY	W	24-0
10/18/98...	at Tampa Bay	L	13-16
10/27/02...	TAMPA BAY	L	9-12
11/17/02...	at Tampa Bay	L	10-23
09/14/03...	at Tampa Bay	W	OT 12-9
11/09/03...	TAMPA BAY	W	27-24
11/28/04...	TAMPA BAY	W	21-14
12/26/04...	at Tampa Bay	W	37-20
11/06/05...	at Tampa Bay	W	34-14

12/11/05...	TAMPA BAY	L	10-20
09/24/06...	at Tampa Bay	W	26-24
11/13/06...	TAMPA BAY (Monday Night)	W	24-10
09/30/07...	TAMPA BAY	L	7-20
12/30/07...	at Tampa Bay	W	31-23
10/12/08...	at Tampa Bay	L	3-27
12/08/08...	TAMPA BAY (Monday Night)	W	38-23
10/18/09...	at Tampa Bay	W	28-21
12/06/09...	TAMPA BAY	W	16-6
09/19/10...	at TAMPA BAY	L	7-20
11/14/10...	at Tampa Bay	L	16-31
12/04/11...	at Tampa Bay	W	38-19
12/24/11...	TAMPA BAY	W	48-16
09/09/12...	at Tampa Bay	L	10-16
11/18/12...	TAMPA BAY	L	OT 21-27
10/24/13...	at Tampa Bay (Thursday Night)	W	31-13
12/1/13...	TAMPA BAY	W	27-6
09/07/14...	at Tampa Bay	W	20-14
12/14/14...	TAMPA BAY	W	19-17
10/04/16...	at Tampa Bay	W	37-23
01/03/16...	TAMPA BAY	W	38-10
10/10/16...	TAMPA BAY (Monday Night)	L	14-17
01/01/17...	at Tampa Bay	L	16-17
10/29/17...	at Tampa Bay	W	17-3
12/24/17...	TAMPA BAY	W	22-19
11/04/18...	TAMPA BAY	W	42-28
12/02/18...	at Tampa Bay	L	17-24
09/12/19...	TAMPA BAY (Thursday Night)	L	14-20
10/13/19...	at Tampa Bay (London)	W	37-26
09/20/20...	at Tampa Bay	L	17-31
11/15/20...	TAMPA BAY	L	23-46
12/26/21...	TAMPA BAY	L	6-32
01/09/22...	at Tampa Bay	L	17-41
10/23/22...	TAMPA BAY	W	21-3
01/01/23...	at Tampa Bay	L	24-30

TENNESSEE TITANS (3-3)

Home: 1-2...Away: 2-1...Playoffs: 0-0

11/24/96...	at Houston	W	31-6
10/19/03...	TENNESSEE	L	17-37
11/04/07...	at Tennessee	L	7-20
11/13/11...	TENNESSEE	L	3-30
11/15/15...	at Tennessee	W	27-10
11/03/19...	TENNESSEE	W	30-20

WASHINGTON COMMANDERS (7-10)

Home: 4-4...Away: 3-6...Playoffs: 0-0

12/24/95...	at Washington	L	17-20
08/31/97...	WASHINGTON	L	10-24
12/13/98...	WASHINGTON	L	25-28
10/03/99...	at Washington	L	36-38
09/03/00...	at Washington	L	17-20
10/21/01...	at Washington	L	OT 14-17
11/16/03...	WASHINGTON	W	20-17
11/26/06...	at Washington	L	13-17
10/11/09...	WASHINGTON	W	20-17
10/23/11...	WASHINGTON	W	33-20
11/04/12...	at Washington	W	21-13
11/22/15...	WASHINGTON	W	44-16
12/19/16...	at Washington (Monday Night)	W	26-15
10/14/18...	at Washington	L	17-23
12/01/19...	WASHINGTON	L	21-29
12/27/20...	at Washington	W	20-13
11/21/21...	WASHINGTON	L	21-27

PANTHERS IN OVERTIME

Location	Won	Lost	Tie	Won Toss	Lost Toss
Home	1	5	0	1	5
Away	5	7	1	8	5
Totals	6	12	1	9	10

Oct. 30, 2022 - Carolina 34 vs. Atlanta 37: Falcons win toss. Panthers cornerback CJ Henderson intercepts a Marcus Mariota second down pass, and returns it for 54 yards down to the Atlanta 20-yard line. Following a missed 32-yard field goal attempt by Panthers kicker Eddy Piñeiro, the Falcons traveled 55 yards on seven plays leading to the game-winning 41-yard field goal by Younghoe Koo with two minutes left in the overtime period.

Oct. 17, 2021 - Carolina 28 vs. Minnesota 34: Vikings win toss. The Vikings drive 75 yards in nine plays as Kirk Cousins completes a 27-yard touchdown pass to K.J. Osborn on 2-and-13 for the win with 5:48 remaining.

Nov. 2, 2015 - Carolina 29 vs. Indianapolis 26: Colts win toss. Indianapolis kicker Adam Vinatieri converts a 50-yard field goal on the first possession of overtime, but the Panthers responded with a 42-yard field goal by kicker Graham Gano to tie it on the following drive. On the Colts subsequent drive, Roman Harper tips a pass over the middle and linebacker Luke Kuechly secures it at the Indy 39. The offense picks up 5 yards on third down and Gano makes 52-yard kick for his first "walk-off win" in his 45 games with the Panthers to secure the first home overtime victory in franchise history.

Oct. 12, 2014 - Carolina 37 at Cincinnati 37: Bengals win toss. The Bengals are forced to kick a 42-yard field goal following a sack by defensive end Charles Johnson on third-and-seven. The Panthers made their way into scoring position and kicker Graham Gano connected on a 36-yard field goal to tie the game with 2:19 left in overtime. Bengals kicker Mike Nugent misses a 36-yard field goal as time expired, marking just the second time since the league adopted new overtime rules in 2012 that a game has ended in a tie when both teams scored in overtime.

Nov. 18, 2012 - Carolina 21 vs. Tampa Bay 27: Buccaneers win toss. The Buccaneers drive 80 yards in eight plays as Josh Freeman completes a 15-yard touchdown pass to Vincent Jackson for the win. Running back Doug Martin rushes five times for 48 yards on the drive.

Dec. 21, 2008 - Carolina 28 at New York Giants 34: Giants win toss. The Giants are forced to punt. The Panthers are forced to punt. Giants running back Brandon Jacobs scores on a 2-yard run with 9:57 remaining following a 51-yard Derrick Ward run to the Panthers' 36, setting up the game winning touchdown.

Sept. 17, 2006 - Carolina 13 at Minnesota 16: Panthers win toss. The Panthers are forced to punt. Minnesota kicker Ryan Longwell converts a 19-yard field goal with 7:28 remaining following a 10-play 78-yard drive.

Dec. 18, 2004 - Carolina 31 at Atlanta 34: Panthers win toss. Aaron Beasley intercepts a Jake Delhomme pass and returns it 30 yards. Jay Feely kicks a 38-yard field goal with 12:35 remaining.

Jan. 10, 2004 - Carolina 29 at St. Louis 23 (2OT), NFC Divisional Playoffs: Panthers win toss. Scoreless first overtime ends after John Kasay misses a 45-yard field goal and Rams kicker Jeff Wilkins is short on a 53-yard attempt. A Ricky Manning interception sets up a 69-yard touchdown pass from Jake Delhomme to Steve Smith on the first play of the second overtime period with 14:50 remaining. At 1:15:10, the game ranks as the fifth-longest in NFL history.

Dec. 7, 2003 - Carolina 14 at Atlanta 20: Panthers win toss. Kevin Mathis intercepts a Jake Delhomme pass and returns it 32 yards for a touchdown with 13:31 remaining.

Oct. 26, 2003 - Carolina 23 at New Orleans 20: Saints win toss. On a key fourth down play, Julius Peppers upends Deuce McAllister in the backfield short of the first down and causes a fumble that is recovered by Kris Jenkins. Stephen Davis' 34-yard run sets up a John Kasay 31-yard field goal with 10:24 remaining.

Oct. 12, 2003 - Carolina 23 at Indianapolis 20: Panthers win toss. John Kasay kicks a 47-yard field goal with 9:21 remaining following a 10-play 43-yard drive where DeShaun Foster gained 26 yards on the ground.

Sept. 14, 2003 - Carolina 12 at Tampa Bay 9: Panthers win toss. Panthers are forced to punt. Defense stops the Buccaneers at the Carolina 42-yard line and Steve Smith returns the punt 52 yards. John Kasay kicks a 47-yard field goal with 3:28 remaining.

Nov. 18, 2001 - Carolina 22 vs. San Francisco 25: 49ers win toss. Jose Cortez kicks a 26-yard field goal with 10:26 remaining.

Oct. 21, 2001 - Carolina 14 at Washington 17: Redskins win toss. Tony Banks completes a 47-yard pass to Rod Gardner to set up a Brett Conway 23-yard field goal conversion with 13:13 remaining.

Oct. 1, 2000 - Carolina 13 vs. Dallas 16: Cowboys win toss. Troy Aikman drives Dallas 68 yards in seven plays, and Tim Seder caps off the drive with a 24-yard field goal with 11:08 remaining.

Dec. 6, 1998 - Carolina 28 vs. San Francisco 31: Panthers win toss. A Carolina fumble is recovered by the 49ers at the Panthers 38-yard line. Wade Richey kicks a 23-yard field goal with 10:44 remaining.

Oct. 29, 1995 - Carolina 20 at New England 17: Panthers win toss. Both the Panthers and the Patriots are forced to punt before John Kasay converts a 29-yard field goal with 7:52 remaining for Carolina's first overtime win in team history.

Sept. 3, 1995 - Carolina 20 at Atlanta 23: Panthers win toss. In the Panthers inaugural regular season contest, the Falcons recover a Carolina fumble on the Panthers 42-yard line after Frank Reich is sacked. Morten Andersen kicks a 35-yard field goal with 8:43 remaining.

ALL-TIME WIN-LOSS RECORDS

1995-2001

General Records:	1995	1996	1997	1998	1999	2000	2001
Overall Record	7-9	12-4	7-9	4-12	8-8	7-9	1-15
Home	5-3	8-0	2-6	2-6	5-3	5-3	0-8
Away	2-6	4-4	5-3	2-6	3-5	2-6	1-7
Panthers win coin toss	3-4	8-3	4-5	2-3	4-5	4-4	1-6
Panthers lose coin toss	4-5	4-1	3-4	2-9	4-3	3-5	0-9
Scoring first	3-4	10-0	4-1	3-4	7-4	6-4	1-7
Opponent scores first	4-5	2-4	3-8	1-8	1-4	1-5	0-8
Leading at halftime	3-1	6-0	6-0	2-3	7-1	5-3	1-5
Tied at halftime	2-2	-	0-1	0-3	0-1	0-2	0-1
Trailing at halftime	2-6	6-4	1-8	2-6	1-6	2-4	0-9
Leading after three quarters	5-0	11-0	6-0	3-2	8-1	5-2	1-3
Tied after three quarters	1-1	-	0-1	0-1	-	0-1	-
Trailing after three quarters	1-8	1-4	1-8	1-10	0-7	2-5	0-12
In overtime	1-1	-	-	0-1	-	0-1	0-2
Outcomes of 7 points or less	4-6	3-1	2-2	2-9	3-3	1-5	0-8
Outcomes of 3 points or less	1-2	1-1	1-1	0-3	2-2	1-4	0-6
Ind. Panthers 100-yd rusher	1-1	4-1	3-3	2-2	1-1	2-0	0-2
Ind. Panthers 100-yd receiver	1-5	1-2	2-3	1-6	5-5	3-2	0-2
Ind. Panthers 300-yd passer	1-1	1-0	0-1	0-1	4-1	3-0	0-1
Panthers out-gain opposition	4-5	7-1	6-3	1-2	7-5	3-1	0-2
Panthers out-rush opposition	5-0	8-1	5-1	3-0	3-2	3-0	0-3
Panthers out-pass opposition	4-3	6-2	4-4	1-5	5-5	3-3	0-5
Opponent ind. 100-yd rusher	0-1	2-2	0-5	0-5	2-3	0-4	0-6
Opponent ind. 100-yd receiver	2-5	3-1	2-2	1-5	2-3	2-1	0-6
Opponent ind. 300-yd passer	2-1	1-1	1-0	1-1	3-2	2-1	0-4
Turnovers:							
Positive	3-3	8-0	3-0	3-3	4-0	5-2	1-6
Even	4-1	3-1	4-1	1-0	1-4	0-4	0-2
Negative	0-5	1-3	0-8	0-9	3-4	2-3	0-7
Surface:							
On grass	7-5	9-1	3-8	2-8	8-4	6-6	0-11
On artificial turf	0-4	3-3	4-1	2-4	0-4	1-3	1-4
Outdoors	7-6	9-2	4-8	2-10	8-5	6-6	0-12
Indoors	0-3	3-2	3-1	2-2	0-3	1-3	1-3
By Month:							
August	-	-	0-1	-	-	-	-
September	0-3	3-1	2-2	0-3	1-2	1-2	1-2
October	3-2	2-2	2-1	0-4	1-3	2-3	0-4
November	2-2	3-1	2-3	2-3	3-1	2-2	0-4
December	2-2	4-0	1-2	2-2	2-2	2-2	0-4
January	-	-	-	-	1-0	-	0-1
February	-	-	-	-	-	-	-
By Conference/Division:							
AFC Opponents	3-1	3-1	2-2	1-3	2-2	2-2	0-4
AFC East	3-1	-	-	1-3	-	-	0-4
AFC Central	-	3-1	-	-	2-2	-	-
AFC North	-	-	-	-	-	-	-
AFC South	-	-	-	-	-	-	-
AFC West	-	-	2-2	-	-	2-2	-
NFC Opponents	4-8	9-3	5-7	3-9	6-6	5-7	1-11
NFC East	1-1	1-1	1-1	0-2	1-1	0-2	0-2
NFC Central	0-2	1-1	0-2	0-2	1-1	1-1	1-1
NFC North	-	-	-	-	-	-	-
NFC South	-	-	-	-	-	-	-
NFC West	3-5	7-1	4-4	3-5	4-4	4-4	0-8
Jersey Color:							
White Jerseys	5-6	8-3	5-6	2-5	5-6	4-6	1-7
Black Jerseys	2-3	4-1	2-3	2-7	3-2	3-3	0-8
Blue Jerseys	-	-	-	-	-	-	-
Time Of Game:							
Day	7-8	11-4	5-7	4-11	7-8	5-9	1-14
Night	0-1	1-0	2-2	0-1	1-0	2-0	0-1
On Monday Night Football	-	-	1-1	-	-	1-0	-

ALL-TIME WIN-LOSS RECORDS

2002-2008

General Records:	2002	2003	2004	2005	2006	2007	2008
Overall Record	7-9	11-5	7-9	11-5	8-8	7-9	12-4
Home	4-4	6-2	3-5	5-3	4-4	2-6	8-0
Away	3-5	5-3	4-4	6-2	4-4	5-3	4-4
Panthers win coin toss	3-4	2-4	1-3	5-2	2-2	4-4	6-2
Panthers lose coin toss	4-5	9-1	6-6	6-3	6-6	3-5	6-2
Scoring first	1-2	10-2	5-2	9-1	4-5	6-3	8-1
Opponent scores first	6-7	1-3	2-7	2-4	4-3	1-6	4-3
Leading at halftime	5-2	6-1	4-1	8-1	6-5	2-1	10-1
Tied at halftime	0-2	1-2	1-1	1-0	1-0	3-0	0-1
Trailing at halftime	2-5	4-2	2-7	2-4	1-3	2-8	2-2
Leading after three quarters	6-3	8-2	5-1	8-0	8-4	4-0	9-1
Tied after three quarters	1-0	-	1-0	1-0	0-0	1-1	2-0
Trailing after three quarters	0-6	3-3	1-8	2-5	0-4	2-8	1-3
In overtime	-	3-1	0-1	0-0	0-1	0-0	0-1
Outcomes of 7 points or less	4-4	9-3	1-5	4-3	4-4	1-2	4-1
Outcomes of 3 points or less	1-4	7-0	0-4	2-2	3-3	2-0	3-0
Ind. Panthers 100-yd rusher	2-0	5-2	6-0	2-0	4-0	3-0	6-2
Ind. Panthers 100-yd receiver	2-2	4-1	4-4	5-5	3-4	2-3	7-2
Ind. Panthers 300-yd passer	2-1	1-1	1-3	1-0	1-1	0-1	0-0
Panthers out-gain opposition	5-2	5-3	5-5	8-2	7-2	4-1	7-1
Panthers out-rush opposition	5-3	9-3	6-2	10-1	7-1	5-3	9-1
Panthers out-pass opposition	5-2	6-3	3-6	6-4	4-4	3-2	4-3
Opponent ind. 100-yd rusher	1-0	3-1	0-5	0-3	0-6	0-4	0-3
Opponent ind. 100-yd receiver	1-4	3-0	4-1	3-0	2-3	2-2	2-1
Opponent ind. 300-yd passer	-	1-0	3-0	2-0	1-1	1-0	3-0
Turnovers:							
Positive	5-1	3-1	6-3	7-1	5-0	5-1	8-1
Even	1-0	3-0	1-2	4-1	1-1	1-1	2-1
Negative	1-8	5-4	0-4	0-4	2-7	1-7	2-2
Surface:							
On grass	5-7	9-3	6-7	8-5	5-6	4-9	11-1
On artificial turf	2-2	2-2	1-2	3-0	3-2	3-0	1-3
Outdoors	5-8	9-4	6-8	9-5	6-7	3-9	11-2
Indoors	2-1	2-1	1-1	2-0	2-1	4-0	1-2
By Month:							
August	-	-	-	-	-	-	-
September	3-1	3-0	1-1	1-2	1-2	2-2	3-1
October	0-4	3-1	0-5	4-0	3-2	2-1	3-1
November	0-3	2-3	3-1	3-1	2-1	0-4	3-1
December	4-1	3-1	3-1	2-2	2-3	3-2	3-1
January	-	-	0-1	1-0	-	-	-
February	-	0-1	-	-	-	-	-
By Conference/Division:							
AFC Opponents	3-1	2-2	1-3	3-1	2-2	0-4	4-0
AFC East	-	-	-	3-1	-	-	-
AFC Central	-	-	-	-	-	-	-
AFC North	3-1	-	-	-	2-2	-	-
AFC South	-	2-2	-	-	-	0-4	-
AFC West	-	-	1-3	-	-	-	4-0
NFC Opponents	4-8	9-3	6-6	8-4	6-6	7-5	8-4
NFC East	0-1	2-2	0-1	0-1	0-4	0-1	0-1
NFC Central	-	-	-	-	-	-	-
NFC North	3-1	1-0	0-1	3-1	0-1	0-1	3-1
NFC South	1-5	5-1	3-3	4-2	5-1	3-3	4-2
NFC West	0-1	1-0	3-1	1-0	1-0	4-0	1-0
Jersey Color:							
White Jerseys	5-5	7-2	4-5	5-3	5-4	5-4	6-3
Black Jerseys	2-3	3-2	2-3	5-1	1-4	2-3	5-0
Blue Jerseys	0-1	1-1	1-1	1-1	2-0	0-2	1-1
Time Of Game:							
Day	7-9	11-4	7-7	10-5	7-6	7-8	11-3
Night	-	0-1	0-2	1-0	1-2	0-1	1-1
On Monday Night Football	-	-	0-1	1-0	1-1	-	1-0

ALL-TIME WIN-LOSS RECORDS

2009-2015

General Records:	2009	2010	2011	2012	2013	2014	2015
Overall Record	8-8	2-14	6-10	7-9	12-4	7-8-1	15-1
Home	5-3	2-6	3-5	3-5	7-1	4-4	8-0
Away	3-5	0-8	3-5	4-4	5-3	3-4-1	7-1
Panthers win coin toss	6-4	1-9	4-3	3-0	8-2	3-4	9-0
Panthers lose coin toss	2-4	1-5	2-7	4-9	4-2	4-4-1	6-1
Scoring first	5-6	1-4	6-4	4-2	8-2	7-3-1	10-1
Opponent scores first	3-2	1-10	0-6	3-7	4-2	0-5	5-0
Leading at halftime	5-3	1-1	4-4	5-3	10-3	5-1	12-0
Tied at halftime	1-0	1-0	1-1	0-0	0-0	0-0	1-1
Trailing at halftime	2-5	0-13	1-5	2-6	2-1	2-7-1	2-0
Leading after three quarters	6-0	1-1	5-3	6-2	10-1	6-0-1	14-0
Tied after three quarters	0-1	1-0	0-1	0-0	0-1	0-1	0-0
Trailing after three quarters	2-7	0-13	1-6	1-7	2-2	1-7	1-1
In overtime	0-0	0-0	0-0	0-1	0-0	0-0-1	1-0
Outcomes of 7 points or less	2-1	2-2	1-7	1-7	5-2	4-2-1	6-1
Outcomes of 3 points or less	1-0	1-2	0-3	0-2	2-1	1-1-1	2-0
Ind. Panthers 100-yd rusher	6-2	1-3	0-1	2-0	1-0	2-0-1	3-0
Ind. Panthers 100-yd receiver	1-1	1-0	2-5	2-4	1-0	1-4	5-0
Ind. Panthers 300-yd passer	0-1	1-0	0-3	1-2	0-1	0-1	3-0
Panthers out-gain opposition	6-3	2-1	5-6	5-4	7-1	5-2	12-0
Panthers out-rush opposition	8-3	1-4	5-3	5-4	9-3	5-4	14-1
Panthers out-pass opposition	3-4	1-1	2-5	4-4	6-1	4-3	9-0
Opponent ind. 100-yd rusher	1-2	1-3	2-5	1-3	0-1	0-2-1	2-0
Opponent ind. 100-yd receiver	1-2	1-1	1-5	3-3	1-2	2-3-1	3-1
Opponent ind. 300-yd passer	1-2	0-2	0-6	2-2	1-2	0-2-1	3-1
Turnovers:							
Positive	6-1	1-5	6-0	4-3	8-1	6-0-1	11-0
Even	0-1	0-2	0-3	2-3	3-1	0-2	1-1
Negative	2-6	1-7	0-7	1-3	1-2	1-6	3-0
Surface:							
On grass	7-4	2-9	5-7	6-8	10-2	5-5	11-0
On artificial turf	1-4	0-5	1-3	1-1	2-2	2-3-1	4-1
Outdoors	7-5	2-11	4-6	6-8	10-2	5-8-1	13-0
Indoors	1-3	0-3	2-4	1-1	2-2	2-0	2-1
By Month:							
August	-	-	-	-	-	-	-
September	0-3	0-3	1-2	1-3	1-2	2-2	3-0
October	2-1	1-3	1-4	0-3	3-1	1-3-1	3-0
November	2-3	0-4	1-2	2-2	4-0	0-3	5-0
December	3-1	1-3	3-1	4-1	4-1	4-0	3-1
January	1-0	0-1	0-1	0-0	0-0	0-0	1-0
February	-	-	-	-	-	-	0-1
By Conference/Division:							
AFC Opponents	0-4	0-4	3-1	2-2	3-1	1-2-1	4-0
AFC East	0-4	-	-	-	3-1	0-0	0-0
AFC Central	-	-	-	-	-	-	-
AFC North	-	0-4	-	-	-	1-2-1	0-0
AFC South	-	-	3-1	-	-	0-0	4-0
AFC West	-	-	-	2-2	-	0-0	0-0
NFC Opponents	8-4	2-10	3-9	5-7	9-3	6-6	11-1
NFC East	2-2	0-1	1-0	2-2	1-0	0-1	4-0
NFC Central	-	-	-	-	-	-	-
NFC North	1-0	0-1	0-4	0-1	1-0	2-2	1-0
NFC South	4-2	0-6	2-4	3-3	5-1	4-2	5-1
NFC West	1-0	2-2	0-1	0-1	2-2	0-1	1-0
Jersey Color:							
White Jerseys	3-5	0-10	4-7	5-5	5-3	4-4-1	6-1
Black Jerseys	4-2	1-3	1-2	2-2	4-1	2-3	6-0
Blue Jerseys	1-1	1-1	1-1	0-2	3-0	1-1	3-0
Time Of Game:							
Day	7-6	2-13	6-10	6-8	10-3	7-5-1	13-1
Night	1-2	0-1	-	1-1	2-1	0-3	2-0
On Monday Night Football	0-1	-	-	1-0	1-0	0-1	1-0

ALL-TIME WIN-LOSS RECORDS

2016-2019

General Records:	2016	2017	2018	2019
Overall Record	6-10	11-5	7-9	5-11
Home	4-4	6-2	5-3	2-6
Away	2-6	5-3	2-6	3-5
Panthers win coin toss	3-5	8-2	5-2	0-4
Panthers lose coin toss	3-5	3-3	2-7	5-7
Scoring first	5-3	8-1	3-7	4-2
Opponent scores first	1-7	3-4	4-2	1-9
Leading at halftime	6-4	10-0	6-2	5-1
Tied at halftime	0-0	0-2	0-2	0-0
Trailing at halftime	0-6	1-3	1-5	0-10
Leading after three quarters	6-3	10-0	6-3	4-0
Tied after three quarters	0-2	0-0	0-0	1-0
Trailing after three quarters	0-5	1-5	1-6	0-11
In overtime	0-0	0-0	0-0	0-0
Outcomes of 7 points or less	2-6	7-1	2-7	2-3
Outcomes of 3 points or less	2-6	4-0	1-3	0-2
Ind. Panthers 100-yd rusher	2-0	2-0	1-3	3-3
Ind. Panthers 100-yd receiver	1-2	3-1	0-3	1-6
Ind. Panthers 300-yd passer	2-1	2-0	0-3	0-3
Panthers out-gain opposition	3-5	6-1	5-6	2-3
Panthers out-rush opposition	4-7	10-0	6-2	4-2
Panthers out-pass opposition	1-5	5-1	4-6	2-4
Opponent ind. 100-yd rusher	0-2	0-0	1-2	1-4
Opponent ind. 100-yd receiver	1-3	5-0	3-3	2-4
Opponent ind. 300-yd passer	2-3	4-1	3-2	3-3
Turnovers:				
Positive	5-1	7-0	6-1	4-1
Even	0-1	2-1	1-2	0-0
Negative	1-8	2-4	0-6	1-10
Surface:				
On grass	6-7	8-2	6-7	3-8
On artificial turf	0-3	3-3	1-2	2-3
Outdoors	6-8	10-3	6-7	3-8
Indoors	0-2	1-2	1-2	2-3
By Month:				
August	-	-	-	-
September	1-2	2-1	2-1	2-2
October	1-3	3-2	3-1	2-1
November	2-2	3-0	1-3	1-3
December	2-2	3-2	1-4	0-5
January	0-1	0-0	0-0	0-0
February	-	-	-	-
By Conference/Division:				
AFC Opponents	1-3	4-0	2-2	3-1
AFC East	-	4-0	-	-
AFC Central	-	-	-	-
AFC North	-	-	2-2	-
AFC South	-	-	-	3-1
AFC West	1-3	-	-	-
NFC Opponents	5-7	7-5	5-7	2-8
NFC East	1-0	0-1	3-1	0-1
NFC Central	-	-	-	-
NFC North	0-1	3-1	0-1	0-1
NFC South	1-5	3-3	2-4	1-5
NFC West	3-1	1-0	0-1	1-3
Jersey Color:				
White Jerseys	2-6	5-4	5-4	3-5
Black Jerseys	2-3	5-0	1-5	1-5
Blue Jerseys	2-1	1-1	1-0	1-1
Time Of Game:				
Day	4-7	10-4	7-7	5-10
Night	2-3	1-1	0-2	0-1
On Monday Night Football	1-1	1-0	0-0	0-0

ALL-TIME WIN-LOSS RECORDS

2020-2022

General Records:	2020	2021	2022	TOTAL	PLAYOFFS
Overall Record	5-11	5-12	7-10	212-237-1	9-8
Home	2-6	2-6	5-4	117-108	5-2
Away	3-5	3-6	2-6	95-129-1	4-6
Panthers win coin toss	2-6	2-6	3-4	106-102	5-8
Panthers lose coin toss	3-5	3-6	4-6	106-135-1	4-0
Scoring first	4-4	4-9	6-4	152-92-1	7-2
Opponent scores first	1-7	1-3	1-6	60-146	2-6
Leading at halftime	5-1	4-3	7-2	156-53	8-0
Tied at halftime	0-10	0-1	0-1	13-34	-
Trailing at halftime	0-1	1-8	1-6	44-150-1	1-8
Leading after three quarters	5-1	5-1	6-1	177-35-1	9-0
Tied after three quarters	0-9	0-0	1-3	10-23	-
Trailing after three quarters	0-1	0-11	0-6	25-179	0-8
In overtime	0-0	0-1	0-1	5-12-1	1-0
Outcomes of 7 points or less	3-8	2-3	2-4	83-110-1	2-3
Outcomes of 3 points or less	0-3	0-1	1-3	39-59-1	0-1
Ind. Panthers 100-yd rusher	0-0	0-1	5-2	69-29-1	5-0
Ind. Panthers 100-yd receiver	3-5	1-2	1-3	63-82	4-3
Ind. Panthers 300-yd passer	1-2	2-1	0-2	27-32	2-2
Panthers out-gain opposition	3-6	5-1	5-2	140-76	6-4
Panthers out-rush opposition	2-5	5-4	7-3	163-66	9-3
Panthers out-pass opposition	3-4	4-4	1-3	103-97	5-2
Opponent ind. 100-yd rusher	1-4	0-2	1-3	19-81-1	0-1
Opponent ind. 100-yd receiver	2-3	1-5	2-2	57-71-1	2-6
Opponent ind. 300-yd passer	1-3	0-2	2-1	43-43-1	2-2
Turnovers:					
Positive	3-4	2-0	5-1	140-40-1	7-1
Even	1-3	3-1	1-3	40-43	1-1
Negative	1-4	0-11	1-6	32-155	1-6
Surface:					
On grass	3-9	1-2	0-2	156-153	7-5
On artificial turf	2-2	4-10	7-8	56-84-1	2-3
Outdoors	3-9	3-10	6-9	169-186-1	8-6
Indoors	2-2	2-2	1-1	43-51	1-2
By Month:					
August	-	-	-	0-1	-
September	1-2	3-0	1-2	42-49	-
October	2-3	1-4	1-5	49-67-1	-
November	1-3	1-3	2-2	52-60	-
December	1-2	0-3	2-1	64-52	-
January	0-1	0-2	1-1	5-9	9-6
February	-	-	-	-	0-2
By Conference/Division:					
AFC Opponents	1-3	2-3	1-4	53-58-1	0-2
AFC East	-	1-3	-	15-17	0-1
AFC Central	-	-	-	5-3	-
AFC North	-	-	0-4	8-15-1	-
AFC South	-	1-0	-	13-8	-
AFC West	1-3	-	1-0	14-15	0-1
NFC Opponents	4-8	3-9	6-6	157-177	9-6
NFC East	1-0	0-4	0-1	21-35	4-0
NFC Central	-	-	-	4-10	0-1
NFC North	1-3	0-1	1-0	20-22	1-0
NFC South	1-5	2-4	4-2	62-64	0-1
NFC West	1-0	1-0	1-3	50-48	4-4
Jersey Color:					
White Jerseys	3-5	5-3	4-8	121-135-1	9-6
Black Jerseys	1-3	0-7	3-1	69-80	0-2
Blue Jerseys	1-3	0-2	0-1	22-22	-
Time Of Game:					
Day	5-10	4-12	6-10	202-209-1	6-3
Night	0-1	1-0	1-0	20-28	3-5
On Monday Night Football	1-1	1-0	0-0	10-7	-

CAREER LEADERS

GAMES PLAYED (min. 66)

Player	Years	G
JJ Jansen	2009-2022	226
John Kasay	1995-2010	221
Steve Smith Sr.	2001-2013	182
Thomas Davis Sr.	2005-2018	176
Jordan Gross	2003-2013	167
Muhsin Muhammad	1996-2009	155
Julius Peppers	2002-2018	154
Brad Hoover	2000-2009	152
Ryan Kalil	2007-2018	148
Mike Minter	1997-2006	148
Charles Johnson	2007-2017	143
Mike Rucker	1999-2007	139
Cam Newton	2011-2019; 2021	133
Jonathan Stewart	2008-2017	131
Jason Kyle	2001-2008	128
Kris Mangum	1997-2006	126
Greg Olsen	2011-2019	126
Colin Jones	2012-2019	124
Chris Gamble	2004-2012	123
Luke Kuechly	2012-2019	118
Shaq Thompson	2015-2022	117
DeAngelo Williams	2006-2014	117
Travelle Wharton	2004-2013	115
Jason Baker	2005-2011	112
Mario Addison	2012-2019	111
Captain Munnerlyn	2009-2018	107
Nick Goings	2001-2008	105
Karl Hankton	2000-2006	104
Kawann Short	2013-2020	99
Taylor Moton	2017-2022	98

GAMES STARTED (min. 50)

Player	Years	GS
Jordan Gross	2003-2013	167
Steve Smith	2001-2013	161
Thomas Davis	2005-2018	158
Ryan Kalil	2007-2018	145
Muhsin Muhammad	1996-2004; 2008-09	141
Mike Minter	1997-2006	141
Julius Peppers	2002-2009; 2017-18	133
Cam Newton	2011-2019; 2021	129
Greg Olsen	2011-2019	123
Luke Kuechly	2012-2019	118
Chris Gamble	2004-2012	117
Charles Johnson	2007-2017	114
Travelle Wharton	2004-2011; 2013	111
Shaq Thompson	2015-2022	106
Mike Rucker	1999-2007	106
Wesley Walls	1996-2002	96
Brad Hoover	2000-2009	93
Jake Delhomme	2003-2009	90
Frank Garcia	1995-2000	84
Taylor Moton	2017-2022	82
DeAngelo Williams	2006-2014	82
Trai Turner	2014-2019	80
Kris Jenkins	2001-2007	79
Eric Davis	1996-2000	78
Jeff Mitchell	2001-2005	78
Kawann Short	2013-2020	76

Graham Gano	2012-2018	98
Wesley Walls	1996-2002	98
James Anderson	2006-2012	94
Jake Delhomme	2003-2009	91
Frank Garcia	1995-2000	91
Dante Wesley	2002-2009	91
Geoff Hangartner	2005-2013	90
Kris Jenkins	2001-2007	85
Trai Turner	2014-2019	84
Wes Horton	2013-2019	83
Ian Thomas	2018-2022	82
DJ Moore	2018-2022	80
Richard Marshall	2006-2010	80
Al Wallace	2002-2006	80
Eric Davis	1996-2000	78
Jeff Mitchell	2001-2005	78
Damien Richardson	1998-2002	77
Michael Bates	1996-2000	76
Jeff King	2006-2010	76
Star Lotulelei	2013-2017	76
Kindal Moorehead	2003-2007	75
Tre Boston	2014-2020	74
Jon Beason	2007-2013	72
Kyle Love	2015-2019	72
Mike Tolbert	2012-2016	72
Brentson Buckner	2001-2005	71
Anthony Johnson	1995-1999	71
Matt Campbell	1995-2000	69
Ben Jacobs	2014-2018	68
Tyler Larsen	2016-2020	68
Chris Manhertz	2016-2020	67
Jordan Senn	2009-2013	66

Star Lotulelei	2013-2017	75
Charles Godfrey	2008-2014	75
DJ Moore	2018-2022	73
Jon Beason	2007-2013	71
Brentson Buckner	2001-2005	65
Jonathan Stewart	2008-2017	64
Jeff King	2006-2010	62
Kris Mangum	1997-2006	61
Donte Jackson	2018-2022	60
James Bradberry	2016-2019	60
Dan Morgan	2001-2007	59
Ken Lucas	2005-2008	59
Christian McCaffrey	2017-2022	58
Matt Campbell	1995-2000	58
Geoff Hangartner	2005-08; 2011-12; 2013-17	57
Chris Terry	1999-2000	57
Byron Bell	2011-2014	56
Sean Gilbert	1998-2002	56
Doug Evans	1998-2001	55
Blake Brockermeyer	1995-1998	55
Will Witherspoon	2002-2005	55
Captain Munnerlyn	2009-13; 2017-18	55
Andrew Norwell	2014-2017	54
James Anderson	2006-2012	53
Brian Burns	2019-2022	51
Mario Addison	2012-2019	51
Steve Beuerlein	1996-2000	51

PLAYOFF GAMES PLAYED (min. 8)

Player	Years	G
Davis, Thomas	2005-2018	11
Kasay, John	1995-2010	10
Smith, Steve	2001-2013	9
Gross, Jordan	2003-2013	9
Peppers, Julius	2002-2009; 2017-18	9
Delhomme, Jake	2003-2009	8
Kyle, Jason	2001-2008	8

Hoover, Brad	2000-2009	8
Wesley, Dante	2002-2005; 2007-2009	8
Goings, Nick	2001-2008	8
Kalil, Ryan	2007-2018	8

CAREER LEADERS

SCORING

	Years	TD	TDr	TDP	TDrT	FG	PAT	2pt.	S	Pts
Kasay, John	1995-2010	0	0	0	0	351-424	429-438	0	0	1482
Gano, Graham	2012-2019	0	0	0	0	165-193	247-260	0	0	742
Smith, Steve	2001-2013	75	2	67	6	0-0	0-0	2	0	454
Newton, Cam	2011-2019; 2021	63	63	0	0	0-0	0-0	2	0	382
Stewart, Jonathan	2008-2017	58	51	7	0	0-0	0-0	0	0	348
Williams, DeAngelo	2006-2014	53	46	7	0	0-0	0-0	2	0	322
Muhammad, Muhsin	1996-04; 08-09	50	0	50	0	0-0	0-0	2	0	304
McCaffrey, Christian	2017-2022	50	32	18	0	0-0	0-0	1	0	302
Walls, Wesley	1996-2002	44	0	44	0	0-0	0-0	0	0	264
Olsen, Greg	2011-2019	39	0	39	0	0-0	0-0	2	0	238
Slye, Joey	2019-2020	0	0	0	0	54-66	64-71	0	0	226
Funchess, Devin	2015-2018	21	0	21	0	0-0	0-0	1	0	128
Moore, DJ	2018-2022	21	0	21	0	0-0	0-0	1	0	128
Davis, Stephen	2003-2005	20	20	0	0	0-0	0-0	0	0	120
Ginn Jr., Ted	2013, 2015-2016	19	0	19	0	0-0	0-0	0	0	114
Samuel, Curtis	2017-2020	19	5	14	0	0-0	0-0	0	0	114
Tolbert, Mike	2012-2016	19	13	6	0	0-0	0-0	0	0	114
Mare, Olindo	2011	0	0	0	0	22-28	44-45	0	0	110
Benjamin, Kelvin	2014-2017	18	0	18	0	0-0	0-0	0	0	108
Pineiro, Eddy	2022	0	0	0	0	33-35	30-32	0	0	108
Biakabutuka, Tshimanga	1996-2001	17	14	3	0	0-0	0-0	0	0	102
Nedney, Joe	2000	0	0	0	0	26-28	20-20	0	0	98
Foster, DeShaun	2002-2007	14	10	4	0	0-0	0-0	0	0	84
Gonzalez, Zane	2021	0	0	0	0	20-22	22-33	0	0	82
Carrier, Mark	1995-1998	13	0	13	0	0-0	0-0	0	0	78
LaFell, Brandon	2010-2013	13	0	13	0	0-0	0-0	0	0	78
Lane, Fred	1997-1999	13	13	0	0	0-0	0-0	0	0	78
Jeffers, Patrick	1999-2001	12	0	12	0	0-0	0-0	0	0	72
Ismail, Raghib	1996-1998	11	1	10	0	0-0	0-0	0	0	66
Graham, Shayne	2002	0	0	0	0	13-18	21-21	0	0	60
Goings, Nick	2001-2008	9	6	3	0	0-0	0-0	1	0	56
Johnson, Anthony	1995-1999	9	7	2	0	0-0	0-0	1	0	56
Floyd, William	1998-2000	9	7	2	0	0-0	0-0	0	0	54
Green, Willie	1995-1996	9	0	9	0	0-0	0-0	0	0	54
Hoover, Brad	2000-2009	9	3	6	0	0-0	0-0	0	0	54
King, Jeff	2006-2010	9	0	9	0	0-0	0-0	0	0	54
Mangum, Kris	1997-2006	9	0	9	0	0-0	0-0	0	0	54
Anderson, Robby	2020-2021	8	0	8	0	0-0	0-0	1	0	50
Brown, Corey	2014-2016	8	0	7	1	0-0	0-0	0	0	48
Carter, Drew	2004-2007	8	0	8	0	0-0	0-0	0	0	48
Davis, Mike	2019-2020	8	7	1	0	0-0	0-0	0	0	48
Hubbard, Chuba	2021-2022	8	7	1	0	0-0	0-0	0	0	48
Proehl, Ricky	2003-2005	8	0	8	0	0-0	0-0	0	0	48
Cunningham, Richie	1999-2000	0	0	0	0	8-10	22-23	0	0	46
Colbert, Keary	2004-2007	7	0	7	0	0-0	0-0	1	0	44
Medlock, Justin	2012	0	0	0	0	7-10	23-23	0	0	44
Darnold, Sam	2021-2022	7	7	0	0	0-0	0-0	0	0	42
Hayes, Donald	1998-2001	7	0	7	0	0-0	0-0	0	0	42
Smith, Lamar	2002	7	7	0	0	0-0	0-0	0	0	42
Dickson, Ed	2014-2017	6	0	5	1	0-0	0-0	0	0	36
Weinke, Chris	2001-2006	6	6	0	0	0-0	0-0	0	0	36
Foreman, D'Onta	2022	5	5	0	0	0-0	0-0	1	0	32
Tremble, Tommy	2021-2022	5	1	4	0	0-0	0-0	1	0	32
Artis-Payne, Cameron	2015-2018	5	5	0	0	0-0	0-0	0	0	30
Bates, Michael	1996-2000	5	0	0	5	0-0	0-0	0	0	30
Bridgewater, Teddy	2020	5	5	0	0	0-0	0-0	0	0	30
Brown, Dee	2002	5	4	1	0	0-0	0-0	0	0	30
Delhomme, Jake	2003-2009	5	5	0	0	0-0	0-0	0	0	30
Johnson, Keyshawn	2006	5	1	4	0	0-0	0-0	0	0	30
Munnerlyn, Captain	2009-13; 2017-18	5	0	0	5	0-0	0-0	0	0	30
Rosario, Dante	2007-2010	5	0	5	0	0-0	0-0	0	0	30
Collins, Kerry	1995-1998	4	4	0	0	0-0	0-0	2	0	28
Cotchery, Jerricho	2014-2015	4	0	4	0	0-0	0-0	1	0	26
Byrd, Isaac	2000-2002	4	0	4	0	0-0	0-0	0	0	24
Carruth, Rae	1997-1999	4	0	4	0	0-0	0-0	0	0	24
Griffith, Howard	1995-1996	4	2	2	0	0-0	0-0	0	0	24
Minter, Mike	1997-2006	4	0	0	4	0-0	0-0	0	0	24
Moore, Derrick	1995	4	4	0	0	0-0	0-0	0	0	24
Shockey, Jeremy	2011	4	0	4	0	0-0	0-0	0	0	24
Thomas, Ian	2018-2022	4	0	4	0	0-0	0-0	0	0	24
Whittaker, Fozzy	2014-2018	4	2	2	0	0-0	0-0	0	0	24
Catanzaro, Chandler	2018	0	0	0	0	5-5	7-8	0	0	22
Beuerlein, Steve	1996-2000	3	3	0	0	0-0	0-0	1	0	20
Allen, Kyle	2018-2019	3	3	0	0	0-0	0-0	0	0	18
Armah, Alex	2017-2020	3	3	0	0	0-0	0-0	0	0	18

CAREER LEADERS

Blackshear, Raheem	2022	3	3	0	0	0-0	0-0	0	0	18
Byrd, Damiere	2016-2018	3	0	2	1	0-0	0-0	0	0	18
Gamble, Chris	2004-2012	3	0	0	3	0-0	0-0	0	0	18
Gettis, David	2010-13	3	0	3	0	0-0	0-0	0	0	18
Goodson, Mike	2009-2011	3	3	0	0	0-0	0-0	0	0	18
Greene, Scott	1996-1997	3	1	2	0	0-0	0-0	0	0	18
Hetherington, Chris	1999-2001	3	2	1	0	0-0	0-0	0	0	18
Huntley, Richard	2001	3	2	1	0	0-0	0-0	0	0	18
Metzelaars, Pete	1995	3	0	3	0	0-0	0-0	0	0	18
Peppers, Julius	2002-09; 2017-18	3	0	0	3	0-0	0-0	0	0	18
Hajrullahu, Liram	2021	0	0	0	0	4-5	3-3	0	0	15
Kuechly, Luke	2012-2019	2	0	0	2	0-0	0-0	0	1	14
Seidman, Mike	2003-2006	2	0	2	0	0-0	0-0	1	0	14
Bonnafoe, Reggie	2019-2021	1	1	1	0	0-0	0-0	0	0	12
Coleman, Kurt	2015-2017	2	0	0	2	0-0	0-0	0	0	12
Chinn, Jeremy	2020-2022	2	0	0	2	0-0	0-0	0	0	12
Crawford, Casey	2000-2001	2	0	1	1	0-0	0-0	0	0	12
Davis, Eric	1996-2000	2	0	0	2	0-0	0-0	0	0	12
Evans, Doug	1998-2001	2	0	0	2	0-0	0-0	0	0	12
Fauria, Christian	2007	2	0	2	0	0-0	0-0	0	0	12
Gaines, Michael	2004-2006	2	2	0	0	0-0	0-0	0	0	12
Guliford, Eric	1995	2	0	1	1	0-0	0-0	0	0	12
Kinchen, Brian	1999-2000	2	0	2	0	0-0	0-0	0	0	12
Manning, Jr., Ricky	2003-2005	2	0	0	2	0-0	0-0	0	0	12
Marshall, Richard	2006-2010	2	0	0	2	0-0	0-0	0	0	12
Mills, Sam	1995-1997	2	0	0	2	0-0	0-0	0	0	12
Murphy, Louis	2012	2	0	1	1	0-0	0-0	0	0	12
Norman, Josh	2011-2015	2	0	0	2	0-0	0-0	0	0	12
Pilares, Kealoha	2011-2012	2	0	1	1	0-0	0-0	0	0	12
Smith, Shi	2021-2022	2	0	2	0	0-0	0-0	0	0	12
Smith, Torrey	2018	2	0	2	0	0-0	0-0	0	0	12
Shenault Jr., Laviska	2022	2	1	1	0	0-0	0-0	0	0	12
Wiggins, Jermaine	2002	2	0	2	0	0-0	0-0	0	0	12
Zylstra, Brandon	2019-21	2	0	1	1	0-0	0-0	0	0	12
Chandler, Jeff	2004	0	0	0	0	0-2	8-8	0	0	8
Christian, Bob	1995-1996	1	0	1	0	0-0	0-0	2	0	8
Davis, Thomas	2005-2018	0	0	0	1	0-0	0-0	0	1	8
Jackson, Donte	2018-2022	1	0	0	1	0-0	0-0	1	0	8
Marshall Jr., Terrace	2021-2022	1	0	1	0	0-0	0-0	1	0	8
Stone, Dwight	1995-1998	1	0	0	1	0-0	0-0	0	1	8
Wright, Jarius	2018-2019	1	0	1	0	0-0	0-0	0	0	8
Santoso, Ryan	2021	0	0	0	0	2-2	1-2	0	0	7
Sauerbrun, Todd	2001-2004	0	0	0	0	1-1	4-4	0	0	7
Abdullah, Ameer	2021	1	0	1	0	0-0	0-0	0	0	6
Anderson, C.J.	2018	1	0	1	0	0-0	0-0	0	0	6
Anderson, Rashard	2000-2001	1	0	0	1	0-0	0-0	0	0	6
Avant, Jason	2014	1	0	1	0	0-0	0-0	0	0	6
Barnidge, Gary	2008-12	1	0	1	0	0-0	0-0	0	0	6
Beebe, Don	1995	1	0	1	0	0-0	0-0	0	0	6
Bennett, Brandon	2004	1	1	0	0	0-0	0-0	0	0	6
Bersin, Brenton	2014-2017	1	0	1	0	0-0	0-0	0	0	6
Boston, Tre	2014-16; 19-20	1	0	0	1	0-0	0-0	0	0	6
Brockel, Richie	2011-2015	1	1	0	0	0-0	0-0	0	0	6
Broughton, Luther	1997-1998	1	0	1	0	0-0	0-0	0	0	6
Burns, Brian	2019-2022	1	1	0	0	0-0	0-0	0	0	6
Clay, Kaelin	2017	1	0	0	1	0-0	0-0	0	0	6
Florence, Drayton	2013	1	0	0	1	0-0	0-0	0	0	6
Gardner, Rod	2005	1	0	1	0	0-0	0-0	0	0	6
Godfrey, Charles	2008-2014	1	0	0	1	0-0	0-0	0	0	6
Greene, Kevin	1996; 1998-1999	1	0	0	1	0-0	0-0	0	0	6
Harper, Roman	2014-2015	1	0	0	1	0-0	0-0	0	0	6
Haynes Sr., Marquis	2018-2022	1	0	0	1	0-0	0-0	0	0	6
Hitchcock, Jimmy	2000-2001	1	0	0	1	0-0	0-0	0	0	6
Hixon, Domenik	2013	1	0	1	0	0-0	0-0	0	0	6
Jarrett, Dwayne	2007-2010	1	0	1	0	0-0	0-0	0	0	6
Jones, Colin	2012-2019	1	0	0	1	0-0	0-0	0	0	6
Jordan, Michael	2021-2022	1	0	0	1	0-0	0-0	0	0	6
King, Shawn	1996-1998	1	0	0	1	0-0	0-0	0	0	6
Kragen, Greg	1995-1997	1	0	0	1	0-0	0-0	0	0	6
Lucas, Ken	2005-2008	1	0	0	1	0-0	0-0	0	0	6
Luvu, Frankie	2021-2022	1	0	0	1	0-0	0-0	0	0	6
Manhertz, Chris	2017-2020	1	0	1	0	0-0	0-0	0	0	6
Mayfield, Baker	2022	1	1	0	0	0-0	0-0	0	0	6
McKyer, Tim	1995	1	0	0	1	0-0	0-0	0	0	6
Mills, Ernie	1997	1	0	1	0	0-0	0-0	0	0	6
Moorehead, Kindal	2003-07	1	0	0	1	0-0	0-0	0	0	6

CAREER LEADERS

Naanee, Legedu	2011	1	0	1	0	0-0	0-0	0	0	6
Ogbonnaya, Chris	2014	1	1	0	0	0-0	0-0	0	0	6
Oliver, Winslow	1996-1998	1	0	0	1	0-0	0-0	0	0	6
Philyaw, Dino	1995-1996	1	1	0	0	0-0	0-0	0	0	6
Robertson, Jamal	2004-2005	1	1	0	0	0-0	0-0	0	0	6
Robinson, Kenny	2021	1	0	0	1	0-0	0-0	0	0	6
Shepard, Russell	2017	1	0	1	0	0-0	0-0	0	0	6
Smart, Rod	2002-2005	1	0	0	1	0-0	0-0	0	0	6
Smith, Rodney	2020	1	1	0	0	0-0	0-0	0	0	6
Thompson, Colin	2020-2022	1	0	1	0	0-0	0-0	0	0	6
Thompson, Shaq	2015-2022	1	0	0	1	0-0	0-0	0	0	6
Uwaezuoke, Iheanyi	2000	1	0	0	1	0-0	0-0	0	0	6
Vaughan, Josh	2010-2011	1	1	0	0	0-0	0-0	0	0	6
Wallace, Al	2002-2006	1	0	0	1	0-0	0-0	0	0	6
Wesley, Dante	2002-05; 2007-09	1	0	0	1	0-0	0-0	0	0	6
White, Melvin	2013-2014	1	0	0	1	0-0	0-0	0	0	6
Witherspoon, Will	2002-2005	1	0	0	1	0-0	0-0	0	0	6
Workman, Vince	1995	1	1	0	0	0-0	0-0	0	0	6
Hardy, Greg	2010-2014	0	0	0	0	0-0	0-0	0	2	4
Hilbert, Jon	2002	0	0	0	0	0-2	3-3	0	0	3
Addison, Mario	2012-2019	0	0	0	0	0-0	0-0	0	1	2
Applewhite, Antwan	2011-2012	0	0	0	0	0-0	0-0	0	1	2
Irvin, Bruce	2019	0	0	0	0	0-0	0-0	0	1	2
Onatolu, Kenny	2012	0	0	0	0	0-0	0-0	0	1	2
Rasby, Walter	1995-1997	0	0	0	0	0-0	0-0	1	0	2
Rucker, Mike	1999-2007	0	0	0	0	0-0	0-0	0	1	2
Thomas, Hollis	2009	0	0	0	0	0-0	0-0	0	1	2
TOTALS		1042	399	566	80	711-851	948-984	28	12	9410

PASSING YARDS

	Years	Att	Cmp	Pct	Yds	TD	INT	Sk/Yds	Rtg	300yd
Newton, Cam	2011-19; 21	4,106	2,440	59.4%	29,725	186	113	301/2,281	85.4	20
Delhomme, Jake	2003-2009	2,669	1,580	59.2%	19,258	120	89	154/1,158	82.6	11
Beuerlein, Steve	1996-2000	1,723	1,041	60.4%	12,690	86	50	191/1,109	87.7	8
Collins, Kerry	1995-1998	1,340	694	51.8%	8,306	47	54	79/515	66.0	5
Weinke, Chris	2001-2006	687	373	54.3%	3,800	14	26	42/267	61.4	2
Bridgewater, Teddy	2020	492	340	69.1%	3,733	15	11	31/205	92.1	3
Darnold, Sam	2021-2022	546	325	59.5%	3,670	16	16	45/282	77.2	4
Allen, Kyle	2018-2019	520	323	62.1%	3,588	19	16	46/397	82.0	3
Peete, Rodney	2002-2004	392	228	58.2%	2,652	15	14	34/212	76.6	3
Moore, Matt	2007-2010	392	227	57.9%	2,640	16	17	28/208	73.9	1
Clausen, Jimmy	2010-2012	299	157	52.5%	1,558	3	9	33/223	58.4	0
Walker, PJ	2020-2022	212	121	57.1%	1,401	5	11	16/115	63.4	0
Mayfield, Baker	2022	206	119	57.8%	1,313	6	6	19/126	74.3	0
Anderson, Derek	2011-2017	168	111	66.1%	1,265	7	5	4/17	90.0	0
Testaverde, Vinny	2007	172	94	54.7%	952	5	6	9/46	65.8	0
Carr, David	2007	136	73	53.7%	635	3	5	13/74	58.3	0
Reich, Frank	1995	84	37	44.0%	441	2	2	12/100	58.7	1
Heinicke, Taylor	2018	57	35	61.4%	320	1	3	2/17	60.6	0
Grier, Will	2019-2020	52	28	53.8%	228	0	4	6/44	33.2	0
St. Pierre, Brian	2010	28	13	46.4%	173	1	2	3/23	48.7	0
Fasani, Randy	2002	44	15	34.1%	171	0	4	7/60	8.8	0
Lytle, Matt	2001	30	17	56.7%	133	1	3	3/24	39.3	0
Lewis, Jeff	1999-2000	35	18	51.4%	131	0	1	8/57	48.6	0
Trudeau, Jack	1995	17	11	64.7%	100	0	3	2/8	40.9	0
Basaney, Brett	2006-2008	11	6	54.5%	56	0	1	0/0	30.9	0
McCaffrey, Christian	2017-2022	3	1	33.3%	50	1	0	0/0	121.5	0
Pike, Tony	2010	12	6	50.0%	47	0	0	1/10	60.1	0
Guliford, Eric	1995	2	1	50.0%	46	0	1	0/0	56.3	0
Gilbert, Garrett	2018	3	2	66.7%	40	0	0	1/5	109.7	0
Craig, Dameyune	2001	8	4	50.0%	34	0	0	2/15	61.5	0
Charlton, Joseph	2020-21	1	1	100.0%	28	0	0	1/5	118.8	0
Naanee, Legedu	2011	1	1	100.0%	27	0	0	0/0	118.8	0
Palardy, Michael	2017-2019	2	1	50.0%	12	0	0	0/0	68.8	0
Edwards, Armanti	2010-2013	3	2	66.7%	11	0	0	0/0	72.9	0
McCown, Josh	2008-2009	6	1	16.7%	2	0	0	1/6	39.6	0
Bono, Steve	1999	1	0	0.0%	0	0	0	0/0	39.6	0
Brown, Dee	2001-2002	1	0	0.0%	0	0	1	0/0	0.0	0
Floyd, William	1998-2000	1	0	0.0%	0	0	1	0/0	0.0	0
Foster, DeShaun	2002-2005	1	0	0.0%	0	0	0	0/0	39.6	0
Huntley, Richard	2001	1	0	0.0%	0	0	0	1/0	39.6	0
Johnson, Keyshawn	2006	1	0	0.0%	0	0	1	0/0	0.0	0
LaFell, Brandon	2010-2013	1	0	0.0%	0	0	0	0/0	39.6	0
Moore, DJ	2018-2022	1	0	0.0%	0	0	0	0/0	39.6	0
Proehl, Ricky	2003-2004	1	0	0.0%	0	0	0	0/0	39.6	0
Sauerbrun, Todd	2001-2004	1	0	0.0%	0	0	0	0/0	39.6	0
Smith, Steve	2001-2013	1	0	0.0%	0	0	0	0/0	39.6	0

CAREER LEADERS

Walter, Ken	1997-2000	2	0	0.0%	0	0	0	0/0	39.6	0
Workman, Vince	1995	1	0	0.0%	0	0	0	0/0	39.6	0
Zylstra, Brandon	2019-2021	1	0	0.0%	0	0	0	0/0	39.6	0
TOTAL		14,474	8,446	58.4%	99,236	569	475	1,094/7,594	78.7	61

RUSHING YARDS

	Years	Rsh	Yds	Avg	Long	TDs	100-yd. gms.
Stewart, Jonathan	2008-2017	1,699	7,318	4.3	69t	51	16
Williams, DeAngelo	2006-2014	1,432	6,846	4.8	77	46	18
Newton, Cam	2011-2019; 2021	981	5,036	5.1	72t	63	3
McCaffrey, Christian	2017-2022	853	3,911	4.6	84t	32	12
Foster, DeShaun	2002-2007	851	3,336	3.9	71	10	7
Biakabutuka, Tshimanga	1996-2001	611	2,530	4.1	67t	14	7
Davis, Stephen	2003-2005	522	2,085	4.0	40	20	7
Lane, Fred	1997-1999	502	2,001	4.0	50	13	6
Johnson, Anthony	1995-1999	482	1,795	3.7	29	7	6
Goings, Nick	2001-2008	400	1,470	3.7	57t	6	5
Hubbard, Chuba	2021-2022	263	1,072	4.1	35	7	2
Tolbert, Mike	2012-2016	289	992	3.4	29	13	0
Hoover, Brad	2000-2009	284	961	3.4	35	3	1
Foreman, D'Onta	2022	198	895	4.5	60	5	5
Moore, Derrick	1995	195	740	3.8	53t	4	2
Smith, Lamar	2002	209	737	3.5	59	7	1
Huntley, Richard	2001	165	665	4.0	25	2	1
Davis, Mike	2019-2020	167	644	3.9	25	6	0
Whittaker, Fozzy	2014-2018	121	536	4.4	25	2	1
Goodson, Mike	2009-2011	125	501	4.0	45	3	2
Artis-Payne, Cameron	2015-2018	118	491	4.2	43	5	0
Samuel, Curtis	2017-2020	72	478	6.6	45	5	0
Smith, Steve	2001-2013	57	387	6.8	39	2	0
Brown, Dee	2002	102	360	3.5	24	4	1
Moore, DJ	2018-2022	39	335	8.6	32	0	0
Darnold, Sam	2021-2022	74	328	4.4	30	7	0
Beuerlein, Steve	1996-2000	109	305	2.8	20	3	0
Bridgewater, Teddy	2020	53	279	5.3	18t	5	0
Delhomme, Jake	2003-2009	152	260	1.7	13	5	0
Collins, Kerry	1995-1998	107	217	2.0	21	4	0
Griffith, Howard	1995-1996	77	204	2.6	15	2	0
Bonnafoon, Reggie	2019-2021	29	189	6.5	59t	1	0
Ginn Jr., Ted	2013, 2015-2016	22	187	8.5	43	0	0
Oliver, Winslow	1996-1998	48	183	3.8	16	0	0
Floyd, William	1998-2000	79	182	2.3	16	7	0
Christian, Bob	1995-1996	41	158	3.9	17	0	0
Greene, Scott	1996-1997	45	157	3.5	10t	1	0
Smith, Rodney	2020-2021	41	156	3.8	13	1	0
Ismail, Raghieb	1996-1998	15	154	10.3	36	1	0
Weinke, Chris	2001-2006	54	148	2.7	23	6	0
Brown, Corey	2014-2016	16	139	8.7	28	0	0
Sutton, Tyrell	2009-2010	25	139	5.6	32	0	0
Workman, Vince	1995	35	139	4.0	14	1	0
Abdullah, Ameer	2021	44	136	3.1	15	0	0
Allen, Kyle	2018-2019	37	125	3.4	17	3	0
LaFell, Brandon	2010-2013	6	110	18.3	60	0	0
Anderson, C.J.	2018	24	104	4.8	22	0	0
Fasani, Randy	2002	18	95	5.3	19	0	0
Thomas, Blair	1995	22	90	4.1	13	0	0
Hetherington, Chris	1999-2001	30	84	2.8	14	2	0
Reaves, Darrin	2014	31	78	2.5	9	0	0
Blackshear, Raheem	2022	23	77	3.3	16	2	0
Freeman, Royce	2021	21	77	3.7	13	0	0
Shenault Jr., Laviska	2022	9	65	7.2	41t	1	0
Muhammad, Muhsin	1996-2004; 2008-09	11	64	5.8	20	0	0
Baldwin, Randy	1995	23	61	2.7	9	0	0
Smart, Rod	2002-2005	27	61	2.3	6	0	0
Carr, David	2007	17	59	3.5	15	0	0
Clausen, Jimmy	2010-2012	23	57	2.5	11	0	0
Harris, Joey	2004	15	53	3.5	19	0	0
Mayfield, Baker	2022	16	52	3.3	17	1	0
Anderson, Robbie	2020-2022	7	51	7.3	30	0	0
Ogbonnaya, Chris	2014	14	50	3.6	9	1	0
Walker, PJ	2020-2022	18	50	2.4	20	0	0
Brown, Spencer	2021-2022	9	43	4.5	7	0	0
Robertson, Jamal	2004-2005	14	41	2.9	11	1	0
Philyaw, Dino	1996	12	38	3.2	8	1	0
Lewis, Jeff	1999-2000	12	37	3.1	19	0	0
Armah, Alex	2017-2020	21	35	1.7	4	3	0
Cannon, Trenton	2020	10	33	3.3	13	0	0

CAREER LEADERS

Wright, Jarius	2018-2019	3	32	10.7	34	0	0
Heinicke, Taylor	2018	5	31	6.2	19	0	0
Vaughan, Josh	2010-2011	10	31	3.1	9	1	0
Chinn, Jeremy	2020-2022	2	29	1.0	28	0	0
Carruth, Rae	1996-1999	7	27	3.9	6	0	0
Clay, Kaelin	2017	2	27	13.5	29	0	0
Moore, Matt	2007-2010	20	27	1.4	8	0	0
Bates, Michael	1996-2000	8	25	3.1	12	0	0
Craig, Dameyune	1999-2001	5	24	4.8	13	0	0
Stevens, Tommy	2020	4	24	6.0	10	0	0
Shelton, Eric	2005-2006	8	23	2.9	9	0	0
Anderson, Derek	2011-2017	25	22	0.9	8	0	0
Fiammetta, Tony	2009-2010	7	22	3.1	11	0	0
Grier, Will	2019	7	22	3.1	11	0	0
Testaverde, Vinny	2007	9	22	2.4	16	0	0
Metcalfe, Eric	1999	2	20	10.0	17	0	0
Montgomery, Joe	2002	7	20	2.9	5	0	0
Shepard, Russell	2017	2	19	9.5	11	0	0
Carter, Drew	2004-2007	2	18	9.0	11	0	0
Bennett, Brandon	2004	6	17	2.8	11	1	0
Cadet, Travaris	2018	11	17	1.5	5	0	0
Pilares, Kealoha	2011-2012	1	17	17.0	5	0	0
Chandler, Sean	2021-2022	2	16	8.0	14	0	0
Cotchery, Jerricho	2014-2015	1	16	16.0	16	0	0
Jeffers, Patrick	1999-2001	2	16	8.0	23	0	0
Adams, Joe	2012	3	13	4.3	5	0	0
Brockel, Richie	2011-2015	4	13	3.3	7t	1	0
Peete, Rodney	2002-2004	23	13	0.6	10	0	0
Byrd, Damiere	2016-2018	1	12	12.0	12	0	0
Edwards, Armanti	2010-2013	2	12	6.0	7	0	0
Tremble, Tommy	2021-2022	3	11	3.7	7	1	0
Hoard, Leroy	1996	5	11	2.2	5	0	0
Jarrett, Dwayne	2007-2010	1	11	11.0	11	0	0
Felton, Jerome	2011	3	10	3.3	4	0	0
Scarlett, Jordan	2019	4	9	2.3	6	0	0
Stone, Dwight	1995-1998	2	9	4.5	6	0	0
Lytle, Matt	2001	2	8	4.0	4	0	0
Barner, Kenjon	2013	6	7	1.2	2	0	0
Colbert, Kerry	2004-2007	1	6	6.0	6	0	0
Jones, Colin	2012-2019	1	5	5.0	5	0	0
Senn, Jordan	2010-2013	1	5	5.0	5	0	0
Smith, Armond	2012-2013	7	5	0.7	5	0	0
Johnson, Keyshawn	2006	1	4	4.0	4	1	0
Haynes, Alex	2007	3	3	1.0	3	0	0
Murphy, Louis	2012	1	3	3.0	3	0	0
Reich, Frank	1995	1	3	3.0	3	0	0
Basanez, Brett	2006	1	2	2.0	2	0	0
Hartsfield, Myles	2020-2022	2	2	1.0	2	0	0
Gettis, David	2010-2012	3	2	0.7	19	0	0
Guliford, Eric	1995	2	2	1.0	1	0	0
Avant, Jason	2014	1	1	1.0	1	0	0
Green, Willie	1995-1996	1	1	1.0	1	0	0
Proehl, Ricky	2003-2005	2	1	0.5	9	0	0
Zylstra, Brandon	2019-2021	1	1	1.0	1	0	0
Baker, Jason	2005-2011	1	0	0.0	0	0	0
Poole, Tauren	2014	1	0	0.0	0	0	0
Sauerbrun, Todd	2001-2004	1	0	0.0	0	0	0
Nortman, Brad	2012-2015	1	-1	-1.0	-1	0	0
Webb, Joe	2014-2016	1	-1	-1.0	-1	0	0
Bono, Steve	1999	2	-2	-1.0	-1	0	0
Byrd, Isaac	2000-2002	2	-2	-1.0	-2	0	0
Presley, De'Andre	2014	1	-2	-2.0	-2	0	0
Rosario, Dante	2007-2010	1	-2	-2.0	-2	0	0
Smith, Shi	2021-2022	1	-3	-3.0	-3	0	0
McCown, Josh	2008	4	-3	-0.8	0	0	0
Carrier, Mark	1995-1998	3	-4	-1.3	4	0	0
Hankton, Karl	2000-2006	2	-4	-2.0	2	0	0
Nakamura, Haruki	2012	1	-4	-4.0	-4	0	0
Walter, Ken	1997-2000	5	-5	-1.0	-5	0	0
TOTAL		12,544	52,189	4.2	77	393	103

RECEIVING YARDS

	Years	Rec	Yds	Avg	Long	TDs	100-yd. gms.
Smith, Steve	2001-2013	836	12,197	14.6	80t	67	43
Muhammad, Muhsin	1996-04; 08-09	696	9,255	13.3	72t	50	27
Olsen, Greg	2011-2019	524	6,463	12.3	78t	39	11

CAREER LEADERS

Moore, DJ	2018-2022	364	5,201	14.3	82	21	15
Walls, Wesley	1996-2002	324	3,902	12.0	54	44	3
McCaffrey, Christian	2017-2022	364	5,201	14.3	82	21	5
Carrier, Mark	1995-1998	176	2,547	14.5	66t	13	5
Benjamin, Kelvin	2014-2017	168	2,424	14.4	51	18	5
LaFell, Brandon	2010-2013	167	2,385	14.3	91t	13	2
Funcness, Devin	2015-2018	161	2,233	13.9	52	21	2
Samuel, Curtis	2017-2020	185	2,087	11.3	53t	14	3
Ginn Jr., Ted	2013, 15-16	134	2,047	15.3	88t	19	2
Hayes, Donald	1998-2001	132	1,855	14.1	56t	7	2
Anderson, Robbie	2020-2022	161	1,821	11.3	75t	9	4
Ismail, Raghib	1996-1998	117	1,657	14.2	62	10	5
Williams, DeAngelo	2006-2014	178	1,621	9.1	72t	7	1
Green, Willie	1995-1996	93	1,496	16.1	89t	9	5
Colbert, Keary	2004-2007	109	1,424	13.1	63	7	2
Mangum, Kris	1997-2006	151	1,424	9.4	35	9	0
Proehl, Ricky	2003-2005	86	1,327	15.4	69	8	2
Stewart, Jonathan	2008-2017	162	1,295	8.0	55t	7	1
Jeffers, Patrick	1999-2001	77	1,209	15.7	88t	12	5
Cotchery, Jerricho	2014-2015	87	1,065	12.2	59	4	0
Hoover, Brad	2000-2009	145	1,046	7.2	34	6	0
Brown, Corey	2014-2016	79	1,019	12.9	47t	7	0
Foster, DeShaun	2002-2007	126	996	7.9	47	4	0
Carter, Drew	2004-2007	71	977	13.8	49	8	2
Thomas, Ian	2018-2022	108	972	9.0	50	4	0
King, Jeff	2006-2010	112	923	8.2	31	9	0
Byrd, Isaac	2000-2002	73	897	12.3	42	4	0
Rosario, Dante	2007-2010	82	894	10.9	54	5	0
Goings, Nick	2001-2008	110	880	8.0	37	3	0
Johnson, Anthony	1995-1999	103	816	7.9	55	2	0
Johnson, Keyshawn	2006	70	815	11.6	40	4	1
Dickson, Ed	2014-2017	67	807	12.0	64	5	1
Carruth, Rae	1997-1999	62	804	13.0	52	4	2
Blakabutuka, Tshimanga	1996-2001	77	789	10.2	47	3	0
Tolbert, Mike	2012-2016	94	771	8.2	40	6	0
Wright, Jarius	2018-2019	71	743	10.5	33	1	0
Marshall Jr., Terrace	2021-2022	45	628	14.0	43	1	0
Gettis, David	2010-2012	37	508	13.7	88	3	1
Naanee, Legedu	2011	44	467	10.6	28	1	0
Shockey, Jeremy	2011	37	455	12.3	29	4	0
Guliford, Eric	1995	29	444	15.3	49	1	0
Jarrett, Dwayne	2007-2010	35	428	12.2	30t	1	0
Floyd, William	1998-2000	62	416	6.7	25	2	0
Bersin, Brenton	2014-2017	32	415	13.0	30	1	0
Smith, Shi	2021-2022	28	400	14.3	63	2	0
Whittaker, Fozzy	2014-2018	47	397	8.4	28t	2	0
Zylstra, Brandon	2019-2021	29	391	13.5	55	1	0
Davis, Mike	2019-2020	59	373	6.3	23	2	0
Tremble, Tommy	2021-2022	39	354	9.1	30	4	0
Hubbard, Chuba	2021-2022	38	344	9.1	45	1	0
Murphy, Louis	2012	25	336	13.4	55	1	0
Gaines, Michael	2004-2006	31	335	10.8	38	2	0
Goodson, Mike	2009-2011	43	329	7.7	32	0	0
Barnidge, Gary	2008-2012	18	320	17.8	55	1	0
Griffith, Howard	1995-1996	38	286	7.5	21	2	0
Greene, Scott	1996-1997	42	284	6.8	25	2	0
Lane, Fred	1997-1999	43	275	6.4	23	0	0
Abdullah, Ameer	2021	35	272	7.8	23	1	0
Shenault Jr., Laviska	2022	27	272	10.1	67	1	0
Hankton, Karl	2000-2006	20	267	13.4	31	0	0
Christian, Bob	1995-1996	29	255	8.8	23	1	0
Hetherington, Chris	1999-2001	37	240	6.5	19	1	0
Davis, Stephen	2003-2005	21	236	11.2	25	0	0
Shepard, Russell	2017	17	202	11.9	40t	1	0
Avant, Jason	2014	21	201	9.6	22	1	0
Oliver, Winslow	1996-1998	21	191	9.1	29	0	0
Smith, Torrey	2018	17	190	11.2	35	2	0
Hackett, DJ	2008	13	181	13.9	37	0	0
Metzelaars, Pete	1995	20	171	8.6	27	3	0
Smith, Lamar	2002	20	167	8.4	58	0	0
Broughton, Luther	1997-1998; 2001	8	164	20.5	68t	1	0
Seidman, Mike	2003-2006	18	158	8.8	27	2	0
Beebe, Don	1995	14	152	10.9	24	1	0
Manhertz, Chris	2016-2020	12	142	11.8	50t	1	0
Metcalf, Eric	1999	11	133	12.1	33	0	0
Sutton, Tyrell	2009-2010	18	132	7.3	14	0	0

CAREER LEADERS

Byrd, Damiere	2016-2018	12	129	10.8	21	2	0
Mills, Ernie	1997	11	127	11.5	37	1	0
Wiggins, Jermaine	2002-2003	16	125	7.8	23	2	0
Edwards, Armanti	2010-2013	5	121	24.2	82	0	0
Smith, Rodney	2020-2021	14	107	7.6	19	0	0
Clowney, David	2010	6	102	17.0	31	0	0
Huntley, Richard	2001	21	101	4.8	23	1	0
Ricci, Giovanni	2021-2022	8	100	12.5	32	0	0
Blackshear, Raheem	2022	10	93	9.3	27	0	0
Bonnafoa, Reggie	2019-2021	10	87	8.7	32	1	0
Artis-Payne, Cameron	2015-2018	10	86	8.6	20	0	0
Brown, Dee	2002	17	86	5.1	15	1	0
Arnold, Dan	2021	7	84	12.0	19	0	0
Gardner, Rod	2005	9	84	9.3	15	1	0
Workman, Vince	1995	13	74	5.7	14	0	0
Cooper, Pharoh	2020	5	73	14.6	32	0	0
Hogan, Chris	2019	8	67	8.4	13	0	0
Moore, Kenny	2008-2009	6	59	9.8	22	0	0
Clay, Kaelin	2017	5	57	11.4	15	0	0
Crawford, Casey	2000-2001	5	57	11.4	16	1	0
Erickson, Alex	2021	3	55	18.3	25	0	0
Hixon, Domenik	2013	7	55	7.9	14t	1	0
Kinchen, Brian	1999-2000	6	52	8.7	26t	2	0
White, DeAndrew	2019	4	51	12.8	18	0	0
Rasby, Walter	1995-1997	6	48	8.0	15	0	0
Sullivan, Stephen	2021-2022	2	46	23.0	13	0	0
Uwaezuoke, Iheanyi	2000	4	46	11.5	21	0	0
Williams, Brandon	2013-2015	4	44	11.0	16	0	0
Pilares, Kealoha	2011-2012	2	42	21.0	36t	1	0
Bates, Michael	1996-2000	6	40	6.7	23	0	0
Fauria, Christian	2007	5	39	7.8	16	2	0
Biddle, Taye	2006	3	37	12.3	22	0	0
Robinson, Ryne	2007-2008	4	35	8.8	12	0	0
Fiammetta, Tony	2009-2010	5	34	6.8	11	0	0
Newton, Cam	2011-2019; 2021	1	33	33.0	27	0	0
Campbell, Matt	1995-2000	3	32	10.7	12	0	0
Jones, Mark	2008	2	32	16.0	19	0	0
Roberts, Seth	2020	4	31	7.8	12	0	0
Reaves, Darrin	2014	5	31	6.2	16	0	0
Hartsock, Ben	2011-2013	2	30	15.0	25	0	0
Kirkwood, Keith	2020-21	4	30	7.5	13	0	0
Armah, Alex	2017-2020	8	29	3.6	14	0	0
Foreman, D'Onta	2022	5	26	5.2	23	0	0
Brockel, Richie	2011-2015	4	25	6.3	12	0	0
Anderson, C.J.	2018	1	24	24.0	24	1	0
Felton, Jerome	2011	2	24	12.0	17	0	0
Thomas, Blair	1995	3	24	8.0	14	0	0
Tillman, Lawyer	1995	2	22	11.0	12	0	0
Webb, Joe	2014-2016	2	19	9.5	16	0	0
Stone, Dwight	1995-1998	2	18	9.0	11	0	0
Cannon, Trenton	2020	3	16	5.3	19	0	0
Smart, Rod	2002-2005	4	16	4.0	5	0	0
Freeman, Royce	2021	3	15	5.0	8	0	0
Dyson, Kevin	2003	2	15	7.5	9	0	0
Haynes, Alex	2007	3	14	4.7	6	0	0
Moore, Derrick	1995	4	12	3.0	5	0	0
C.J. Saunders	2021-2022	2	11	5.5	8	0	0
Barner, Kenjon	2013, 2018	3	10	3.3	5	0	0
Brown, Spencer	2021-2022	2	10	5.0	9	0	0
Simonson, Scott	2015-2017	1	10	10.0	10	0	0
Adams, Joe	2012	1	7	7.0	7	0	0
Snead IV, Willie	2021	1	6	6.0	6	0	0
Martin, Charly	2009-2010	1	6	6.0	6	0	0
Shelton, Eric	2006	1	6	6.0	6	0	0
Cadet, Travaris	2018	1	5	5.0	5	0	0
Ajirotutu, Seyi	2011	1	4	4.0	4	0	0
Craig, Dameyune	1999-2001	2	4	2.0	4	0	0
Dennis, Mark	1995-1996	1	3	3.0	3	0	0
Gross, Jordan	2003-13	0	1	0.0	1	0	0
Collins, Kerry	1995-1998	1	-11	-11.0	-11	0	0
TOTAL		8,450	99,288	11.8	91t	568	157

INTERCEPTIONS

	Years	INTS	YDS	AVG	LONG	TDS
Gamble, Chris	2004-2012	27	326	12.1	61t	2
Davis, Eric	1996-2000	25	226	9.0	56t	2
Kuechly, Luke	2012-2019	18	153	8.5	32t	1

CAREER LEADERS

Minter, Mike	1997-2006	17	421	24.8	62	4
Marshall, Richard	2006-2010	14	315	22.5	73	2
Evans, Doug	1998-2001	14	162	11.6	49	1
Jackson, Donte	2018-2022	14	186	13.3	66	1
Lucas, Ken	2005-2008	13	158	12.2	43	0
Davis, Thomas	2005-2018	13	79	6.1	31	0
Godfrey, Charles	2008-2014	11	179	16.3	38	1
Coleman, Kurt	2015-2017	11	146	13.3	37	2
Grant, Deon	2000-2003	11	137	12.5	43	0
Beason, Jon	2007-2013	9	107	11.9	44	0
Manning, Ricky	2003-2005	9	99	11.0	30	1
Munnerlyn, Captain	2009-13; 2017-18	8	232	29.0	74t	5
Bradberry, James	2016-2019	8	53	6.6	29	0
Boston, Tre	2014-16; 2019-20	7	133	19.0	84t	1
Cota, Chad	1995-1997	7	91	13.0	35	0
Norman, Josh	2012-2015	7	172	24.6	46t	2
Maxie, Brett	1995-1996	7	94	13.4	49	0
Witherspoon, Will	2002-2005	7	93	13.3	35	1
Mills, Sam	1995-1997	7	86	12.3	36t	1
Martin, Sherrod	2009-2012	7	85	12.1	34	0
Hitchcock, Jimmy	2000-2001	6	181	30.2	88t	1
Peppers, Julius	2002-09; 2017-18	6	177	29.5	97	2
Terrell, Pat	1995-1997	6	39	6.5	21	0
Morgan, Dan	2001-2007	5	56	11.2	22	0
Adams, Mike	2017-2018	5	53	10.6	40	0
Harris, Chris	2007-2009	5	49	9.8	30	0
Poole, Tyrone	1995-1997	5	43	8.6	35	0
Howard, Reggie	2001-2003	5	37	7.4	16	0
Wallace, Al	2002-2006	4	96	24.0	53	0
Brady, Jeff	1998	4	85	21.3	43	0
Branch, Colin	2003-2006	4	79	19.8	76	0
Mitchell, Mike	2013	4	63	15.8	38	0
Harper, Roman	2014-2015	4	43	10.8	31t	1
Horn, Jaycee	2021-2022	4	62	15.5	31	0
McKyer, Tim	1995	3	99	33.0	96t	1
McCree, Marlon	2005	3	73	24.3	46	0
White, Melvin	2013-2014	3	32	10.7	23	0
Cook, Toi	1996-1997	3	28	9.3	22	0
Worley, Daryl	2016-2017	3	22	7.3	22	0
Cooper, Deke	2002; 2007	3	19	6.3	19	0
Jones, Colin	2012-2019	3	15	5.0	10	0
Anderson, James	2006-2012	3	6	2.0	5	0
Lester, Robert	2013-2014	3	5	1.7	5	0
Thompson, Shaq	2015-2022	3	51	17.0	29	0
Cason, Antoine	2014	2	81	40.5	80	0
Cockrell, Ross	2018-2019	2	70	35.0	37	0
Fields, Mark	2002-2004	2	51	25.5	30	0
Florence, Drayton	2013	2	40	20.0	38t	1
Nakamura, Haruki	2012	2	39	19.5	21	0
Buckner, Brentson	2001-2005	2	37	18.5	29	0
Alexander, Brent	1998-1999	2	18	9.0	18	0
Greene, Kevin	1996,1998-1999	2	18	9.0	18	0
Burris, Justin	2020-2022	2	17	8.5	17	0
Wells, Dean	1999-2001	2	15	7.5	14	0
Gilmore, Stephon	2021	2	13	6.5	13	0
McDaniel, Emmanuel	2002	2	13	6.5	13	0
Cousin, Terry	2002	2	4	2.0	4	0
Gilbert, Sean	1998-2002	2	4	2.0	4	0
Benwikere, Bené	2014-2016	2	1	0.5	1	0
Williams, Shaun	2006	2	1	0.5	1	0
Chinn, Jeremy	2020-2022	2	0	0.0	0	0
Henderson, CJ	2021-2022	2	74	37.0	54	0
Tillman, Charles	2015	2	0	0.0	0	0
Stanford, R.J.	2010-2011	1	53	53.0	53	0
Smith, Rod	1995-1996,97-98	1	43	43.0	43	0
Lofton, Steve	1995-1996,98-99	1	42	42.0	42	0
Luvu, Frankie	2021-2022	1	33	33.0	33	1
Reid, Eric	2018-2019	1	39	39.0	39	0
DeCoud, Thomas	2014	1	35	35.0	35	0
McDowell, Bubba	1995	1	33	33.0	33	0
Kragen, Greg	1995-1997	1	29	29.0	29	0
Edwards, Dwan	2012-2015	1	27	27.0	27	0
Richardson, Damien	1998-2004	1	27	27.0	27	0
McClain, Robert	2010; 2015-2016	1	24	24.0	24	0
Veland, Tony	1998	1	24	24.0	24	0
Allen, Brian	2002-2004	1	21	21.0	21	0

CAREER LEADERS

Senn, Jordan	2009-2013	1	21	21.0	21	0
Nelson, Jonathan	2011	1	20	20.0	20	0
Williams, Teddy	2015-2017	1	19	19.0	19	0
Moorehead, Kindal	2003-2007	1	17	17.0	17	1
Barrow, Micheal	1997-1999	1	10	10.0	10	0
Burton, Shane	2002-2003	1	10	10.0	10	0
Hawkins, Artrell	2004	1	9	9.0	9	0
Kesler, Thomas	2011-2012	1	9	9.0	9	0
Klein, A.J.	2013-2015	1	8	8.0	8	0
Morton, Christian	2006	1	8	8.0	8	0
Ealy, Kory	2014-2016	1	7	7.0	7	0
McGill, Lenny	1998	1	6	6.0	6	0
Johnson, Ed	2010	1	5	5.0	5	0
Manuel, Marquand	2007	1	4	4.0	4	0
Lloyd, Greg	1998	1	3	3.0	3	0
King, Shawn	1995-1998	1	1	1.0	1	0
Lathon, Lamar	1995-1998	1	1	1.0	1	0
Anderson, Rashard	2000-2001	1	0	0.0	0	0
Brown, Everette	2009-2010	1	0	0.0	0	0
Brown, Derrick	2020-2022	1	0	0.0	0	0
Diggs, Na'il	2006-2009	1	0	0.0	0	0
Elliott, Javien	2019	1	0	0.0	0	0
Navies, Hannibal	2000-2002	1	0	0.0	0	0
Obada, Efe	2018-2019	1	0	0.0	0	0
Pieri, Damon	1995-1997	1	0	0.0	0	0
Robinson, Eugene	2000	1	0	0.0	0	0
Roy, Bravion	2020-2022	1	3	3.0	0	0
Rucker, Mike	1999-2007	1	0	0.0	0	0
Thomas, Josh	2011-13	1	0	0.0	0	0
Towns, Lester	2000-2003	1	0	0.0	0	0
Whitehead, Tahir	2020	1	0	0.0	0	0

SACKS

	Years	TOTAL
Julius Peppers	2002-09, 2017-18	97.0
Charles Johnson	2007-2017	67.5
Mike Rucker	1999-2007	55.5
Mario Addison	2012, 2013-2019	55.0
Kevin Greene	1996, 1998-1999	41.5
Brian Burns	2019-2022	38.0
Greg Hardy	2010-2014	34.0
Kawann Short	2013-2020	32.5
Thomas Davis	2005-2018	28.0
Lamar Lathon	1995-1997	23.5
Kris Jenkins	2001-2007	20.5
Al Wallace	2002-2006	17.0
Micheal Barrow	1997-1999	16.5
Sean Gilbert	1998-2002	15.5
Wes Horton	2013-2019	15.5
Brentson Buckner	2001-2005	14.5
Dwan Edwards	2012-2015	14.0
Kory Ealy	2014-2016	14.0
Marquis Haynes Sr.	2018-2022	13.0
Luke Kuechly	2012-2018	12.5
Shaq Thompson	2015-2022	12.0
Damione Lewis	2006-2009	12.0
Mark Fields	2002, 2004	11.5
Star Lotulelei	2013-2017	11.5
Mike Minter	1997-2006	11.0
Haason Reddick	2021	11.0
Sam Mills	1995-1997	10.0
Tyler Brayton	2008-2010	9.5
Kyle Love	2015-2019	9.5
Kindal Moorehead	2003-2007	9.5
Captain Munnerylyn	2009-13, 2017-2018	9.5
Frankie Luvu	2021-2022	8.5
Yetur Gross-Matos	2020-2022	8.5
Bruce Irvin	2019	8.5
Les Miller	1996-1998	8.5
James Anderson	2006-2012	8.0
Vernon Butler	2016-2019	8.0
Will Witherspoon	2002-2005	8.0
Chris Draft	2005-2006	7.5
Mike Fox	1995-96, 1998	7.5

SACKS

	Years	TOTAL
Efe Obada	2018-2020	7.5
Jason Peter	1998-2001	7.5
Darion Conner	1995	7.0
Shawn King	1995-1997	7.0
Dan Morgan	2001-2007	7.0
Jay Williams	2000-2001	7.0
Derrick Brown	2020-2022	6.0
Everette Brown	2009-2010	6.0
Greg Kragen	1995-1997	6.0
Mark Thomas	1995-1996	6.0
Carlton Bailey	1995-1996	5.5
Reggie White	2000	5.5
Toi Cook	1996-1997	5.0
Richard Marshall	2006-2010	5.0
Gerald McCoy	2019	5.0
Dontari Poe	2018-2019	5.0
Eric Reid	2018-2019	5.0
Andre Royal	1995-1997	5.0
Na'il Diggs	2006-2009	4.5
Thomas Keiser	2011-2012	4.5
Jon Beason	2007-2013	4.0
Jeff Brady	1998	4.0
Jordan Carstens	2004-2006	4.0
A.J. Klein	2013-2016	4.0
Frank Alexander	2012-2014	3.5
Ryan Delaire	2015-2016	3.5
Ernest Jones	1998-1999	3.5
Mike Mitchell	2013	3.5
Jeremy Chinn	2020-2022	3.0
Antwan Applewhite	2011-2012	3.0
Tre Boston	2014-16, 19-20	3.0
James Bradberry	2016-2019	3.0
Shane Burton	2002-2003	3.0
Terry Cousin	2002-2003	3.0
Charles Godfrey	2008-2014	3.0
Derek Landri	2010	3.0
Quintin Mikell	2013	3.0
Andre Neblett	2010-2012	3.0
Tyrone Poole	1995-1997	3.0
Reggie Howard	2001-03, 2006	2.5

CAREER LEADERS

SACKS

	Years	TOTAL
Jason Shirley	2011	2.5
Chris Stade	2001	2.5
Damien Wilson	2022	2.0
Amare Barno	2022	2.0
Jared Allen	2015	2.0
Duane Bickett	1996	2.0
Kurt Coleman	2015-2017	2.0
Chad Cota	1995-1997	2.0
Antonio Edwards	1999	2.0
Deon Grant	2001-2003	2.0
Nick Hayden	2008-2010	2.0
Zach Kerr	2020	2.0
Christian Miller	2019	2.0
Tim Morabito	1997-2000	2.0
Hannibal Navies	1999-2002	2.0
Rick Terry	1998-1999	2.0
Dante Wesley	2002-05, 2008-2009	2.0
Daryl Worley	2016-2017	2.0
Morgan Fox	2021	1.5
Nic Harris	2010	1.5
Frank Kearse	2011-2012	1.5
Brian Allen	2002-2004	1.0
Bene' Benwikere	2014-2016	1.0
Colin Cole	2013-2015	1.0
Dan Connor	2009-2011	1.0
Eric Davis	1996-2000	1.0
Lavar Edwards	2016	1.0
Ron Edwards	2012	1.0
Sam Franklin Jr.	2020-2022	1.0
Omar Galthier	2011	1.0
Chris Gamble	2004-2012	1.0
Roman Harper	2014-2015	1.0
Myles Hartsfield	2020-2022	1.0
Phil Hoskins	2021-2022	1.0
Donte Jackson	2018-2022	1.0
Leonard Johnson	2016	1.0

SPECIAL TEAMS TACKLES

	Years	TOTAL
Karl Hankton	2000-2006	94
Mike Minter	1997-2006	61
Colin Jones	2012-2019	61
Michael Bates	1996-2000; 2002	60
Damien Richardson	1998-2003	58
Richard Marshall	2006-2010	56
Brad Hoover	2000-2009	54
Dante Wesley	2002-2005; 2007-2009	54
Nick Goings	2001-2008	53
Jordan Senn	2009-2013	52
Rod Smart	2002-2005	49
Kemp Rasmussen	2002-2005	45
Chad Cota	1995-1997	44
Andre Royal	1995-1997	44
Dwight Stone	1995-1998	44
Vinny Ciurciu	2003-2006	42
Jarrood Cooper	2001-2004	40
Gary Barnidge	2008-2012	39
Anthony Johnson	1995-1999	38
Chris Hetherington	1999-2001	35
Ben Jacobs	2014-2015; 2016-2018	31
Jason Williams	2010-2011, 2012-2014	31
David Mayo	2015-2018	30
Adam Seward	2005-2008	29
A.J. Klein	2013-2016	27
Kory Minor	1999-2002	27
Rod Smith	1995-1998	27
Mario Addison	2012-2017	26
Quinton Teal	2007-2009	26
Lester Towns	2000-2003	26
Donte' Curry	2007-2008	24
Sam Franklin Jr.	2020-2022	23
Dan Connor	2008-2011, 2013	23
Brandon Short	2004-2005	23

SACKS

	Years	TOTAL
Colin Jones	2012-2018	1.0
DaQuan Jones	2021	1.0
Omari Jordan	2004	1.0
Louis Leonard	2009-2010	1.0
Greg Lloyd	1998	1.0
Al Lucas	2000-2001	1.0
Marquand Manuel	2007	1.0
Terrell McClain	2011	1.0
Stanley McClover	2006-2007	1.0
Lenny McGill	1998	1.0
Eric Norwood	2010-2011	1.0
Shawn Price	1995	1.0
Kemp Rasmussen	2002-2005	1.0
Damien Richardson	1998-2002	1.0
Bravron Roy	2020-2021	1.0
Tarek Saleh	1997-1998	1.0
Ray Seals	1997	1.0
Rod Smith	1995-97, 1998	1.0
Eric Swann	2000	1.0
Hilee Taylor	2008	1.0
Esera Tualo	1999	1.0
Renaldo Turnbull	1997	1.0
Gerald Williams	1996	1.0
Daviyon Nixon	2021-2022	0.5
Cory Littleton	2022	0.5
Jermaine Carter Jr.	2018-2021	0.5
Larry Chester	2001	0.5
Javien Elliott	2019	0.5
Robert McClain	2010, 2015-2016	0.5
Stacy McGee	2019	0.5
Daviyon Nixon	2021-2022	0.5
Israel Raybon	1997	0.5
Brandon Short	2004-2005	0.5
Dean Wells	1999-2001	0.5
Gillis Wilson	2001	0.5

SPECIAL TEAMS TACKLES

	Years	TOTAL
James Anderson	2006-2012	22
Ricky Manning, Jr.	2003-2005	22
JJ Jansen	2010-2022	21
Sherrod Martin	2009-2012	21
Paul Butcher	1995	20
Thomas Davis	2005-2017	20
Damon Pieri	1995-1997	20
Joe Webb	2014-2016	20
Rashard Anderson	2000	19
Colin Branch	2003-2006	19
Chris Gamble	2004-2012	19
Jason Kyle	2001-2008	19
Sean Chandler	2021-2022	18
Kris Mangum	1997-2006	18
Kevin McCadam	2006	18
Julian Stanford	2020-2021	18
Marcus Hudson	2010	17
Giovanni Ricci	2021-2022	16
Brian Allen	2002-2004	16
Na'il Diggs	2006-2009	16
Charles Godfrey	2008-2014	16
Eric Norwood	2010-2011	16
Jason Phillips	2011-2012	16
Jermaine Carter Jr.	2018-2021	15
Reggie Howard	2000-2003; 2006	15
Robert McClain	2010; 2015-2016	15
Kinnon Tatum	1997-1998	15
Brent Alexander	1998-1999	14
Richie Brockel	2011-2015	14
Tim Shaw	2007	14
Will Witherspoon	2002-2005	14
Fozzy Whittaker	2014-2017	13
Dante Rosario	2007-2010	13
Al Wallace	2002-2006	13

CAREER LEADERS

SPECIAL TEAMS TACKLES

	Years	TOTAL
Tre Boston	2014-16; 2019-20	11
Toi Cook	1996-1997	12
John Kasay	1995-2010	12
Captain Munnerlyn	2009-2013, 2017	12
Nate Salley	2006-2008	12
Josh Thomas	2011-2013	12
Jason Baker	2005-2011	11
Myron Baker	1996-1997	11
Landon Johnson	2008-2009	11
Donta' Jones	1999	11
Bubba McDowell	1995	11
Kealoha Pilares	2011-2013	11
Todd Sauerbrun	2001-2004	11
Michael Swift	1998-1999	11
Shaq Thompson	2015-2022	11
Pat Terrell	1995-1997	11
Dean Wells	1999-2001	11
Brian Kinchen	1999-2000	10
Steve Lofton	1995-96; 1998-99	10
Haruki Nakamura	2012	10
Hannibal Navies	1999-2002	10
Jared Norris	2016-2018	10
Teddy Williams	2015-2017	10
Stantley Thomas-Oliver III	2020-2022	9
Chase Blackburn	2013-2014	9
Ray Green	2000	9
Deveron Harper	2000-2001	9
Frankie Luvu	2021-2022	9
Tyrone Poole	1995-1997	9
Mike Scurlock	1999	9
Tyrell Sutton	2009-2010	9
Steve Tovar	1999	9
Josh Vaughan	2010-2011	9
Leonard Wheeler	1998-1999	9
Quinton Culberson	2009	8
Ed Dickson	2014-2017	8
Chris Draft	2005-2006	8
Graham Gano	2012-2018	8
Scott Greene	1996-1997	8
Doug Hogue	2012	8
Marquis Haynes Sr.	2018-2022	7
Nic Harris	2010	7
Brandon Jamison	2006-2007	7
Charly Martin	2009-2010	7
Emmanuel McDaniel	1996; 2002	7
Rod Mullen	1999	7
Russell Shepard	2017	7
Sean Tufts	2004-2005	7
Damien Wilson	2022	6
Curtis Samuel	2017-2018	6
Brandon Benett	2004	6
Luther Broughton	1997-1998; 2001	6
Trenton Cannon	2020	6
Jeremy Cash	2016	6
Terry Cousin	2002-2003	6
Perrell Gaskins	1997	6
Greg Hardy	2010-2014	6
Brad Jackson	2002	6
Eddie Jackson	2004	6
Muhsin Muhammad	1996-2004; 2008-2009	6
Shawn Price	1995	6
Armond Smith	2012-2013	6
Travares Tillman	2003-2004	6
Mike Tolbert	2012-2016	6
Tony Veland	1998	6
C.J. Wilson	2007-2010	6
Brandon Zylstra	2019-2021	6
Cameron Artis-Payne	2015-2019	5
Duane Bickett	1996	5
Juran Bolden	1998	5
Bob Christian	1995	5
Deke Cooper	2002; 2007	5
Thomas DeCoud	2014	5
Brett Faryniarz	1995	5

TOTAL

SPECIAL TEAMS TACKLES

	Years	TOTAL
Andrew Gachkar	2017	5
Chris Harris	2007-2009	5
Abdul Hodge	2010	5
Marquand Manuel	2007	5
Jordan Pugh	2010-2011	5
Spencer Reid	1998	5
Mark Rodenhauer	1995-1997	5
Micah Ross	2004	5
Antwan Applewhite	2011-2012	4
Jon Beason	2007-2013	4
Corey Brown	2014-2016	4
James Dockery	2012-2014	4
Tony Fiammetta	2009-2010	4
Rashaan Gaulden	2018	4
Michael Griffin	2016	4
Howard Griffith	1995-1996	4
Will Hampton	2003-2004	4
Clay Johnston	2020-2021	4
Lenny McGill	1998	4
Christian Morton	2006	4
Josh Norman	2012-2015	4
Kenny Robinson	2020-2021	4
Tarek Saleh	1997-1998	4
Kevon Seymour	2017	4
Chuba Hubbard	2021-2022	3
Cory Littleton	2022	3
Alex Armah	2017-2018	3
Rae Carruth	1997-1999	3
Kurt Coleman	2015-2017	3
Curtis Deloatch	2007	3
Corn Elder	2020	3
Doug Evans	1998-2001	3
Adarius Glanton	2014	3
Derwin Gray	1998	3
Jermaine Hardy	2005	3
Alex Haynes	2007	3
Nate Hemsley	2001	3
Fred Lane	1997-1999	3
Robert Lester	2013-2014	3
Kenny Onatolu	2012	3
Jeff Posey	2001	3
Michael Reed	1995-1996	3
Derrick Strait	2006	3
Adarius Taylor	2020	3
Hilee Taylor	2008-2010	3
Clifton Abraham	1997	2
Carlton Bailey	1995-1997	2
Brenton Bersin	2014-2015, 2017	2
Darius Butler	2011	2
Damiere Byrd	2017-2018	2
Mike Caldwell	2003	2
Jeremy Chinn	2020-2022	2
Patrick Dendy	2007	2
Mike Dulaney	1998	2
Omar Gaither	2011	2
Mike Goodson	2009-2011	2
Deon Grant	2001-2003	2
Myles Hartsfield	2020-2022	2
Jermale Hines	2011	2
Deon Humphrey	2000	2
Jerry Jensen	1998-1999	2
Rhys Lloyd	2007-2009; 2010	2
Kamal Martin	2021	2
Sam Mills	1995-1997	2
Winslow Oliver	1996-1998	2
Ron Parker	2012	2
Dino Philyaw	1995-1996	2
De'Andre Presley	2014	2
Walter Rasby	1995-1997	2
Jamal Robertson	2004-2005	2
Joey Slye	2019-2020	2
Andre Smith	2018	2
Ian Thomas	2018-2022	2
Mark Thomas	1995-1996	2

TOTAL

CAREER LEADERS

SPECIAL TEAMS TACKLES

	Years	TOTAL
Nate Turner	1995	2
Ken Walter	1997-2000	2
Brandon Williams	2013-2015	2
Jamar Williams	2010	2
Kion Wilson	2011	2
Daryl Worley	2016-2017	2
Walter Young	2003	2
Darvin Adams	2011	1
Gerald Alexander	2010	1
Randy Baldwin	1995	1
Kenjon Barner	2013, 2018	1
Tommy Barnhardt	1995	1
Micheal Barrow	1997-1999	1
Mackenzey Bernadeau	2008-2011	1
Taye Biddle	2006	1
Reggie Bonnafon	2019-2021	1
Dee Brown	2002	1
Jairus Byrd	2017	1
D.J. Campbell	2012	1
Chandler Catanzaro	2018	1
Joseph Charlton	2020-2021	1
Brady Christensen	2021-2022	1
Kaelin Clay	2017	1
David Clowney	2010	1
Matt Cole	2021	1
Casey Cramer	2004-2005	1
Eric Davis	1996-2000	1
Rod Davis	2006	1
Ryan Delaire	2015-2016	1
Travell Dixon	2016	1
Dwan Edwards	2012-2015	1
Alex Erickson	2021	1
Cortland Finnegan	2015	1
Todd Fordham	2004-2006	1

SPECIAL TEAMS TACKLES

	Years	TOTAL
Frank Garcia	1995-2000	1
Zane Gonzalez	2021	1
Lirim Hajrullahu	2021	1
Travis Hill	1995	1
Jimmy Hitchcock	2000-2001	1
Domenik Hixon	2013	1
Donte Jackson	2018-2021	1
Ernest Jones	1998-1999	1
Mark Jones	2008	1
Thomas Keiser	2011-2012	1
Jeff King	2006-2010	1
Andy Lee	2016	1
Oiindo Mare	2011	1
Dean Marlowe	2015-2016	1
Quintin Mikell	2013	1
Derrick Moore	1995	1
Brad Nortman	2012-2015	1
Michael Palardy	2016-2017	1
Eddy Pineiro	2022	1
Troy Pride Jr.	2020-2021	1
Eric Reid	2018	1
Anderson Russell	2012	1
Zack Sanchez	2016	1
Mike Seidman	2003-2006	1
George Selvie	2011	1
Eric Shelton	2005-2006	1
Kawann Short	2013-2017	1
R.J. Stanford	2010-2011	1
Keith Taylor Jr.	2021	1
Colin Thompson	2020-2021	1
Tommy Tremble	2021-2022	1
Jermaine Wiggins	2002-2003	1
Garnell Wilds	2005	1
Gerald Williams	1995-1997	1

CAREER PLAYOFF LEADERS

RECEIVING YARDS

	Years	Rec	Yds	Avg	Long	TDs	100-yd. gms.
Smith, Steve	2001-2013	51	856	16.8	70	8	3
Olsen, Greg	2011-2017	35	488	13.9	54	2	2
Muhammad, Muhsin	1996-04; 2008-09	20	407	20.4	85t	2	2
Brown, Corey	2014-2016	15	276	18.4	86t	1	1
Ginn Jr., Ted	2013, 2015-2016	10	230	23.0	59	0	1
Funchess, Devin	2015-2017	9	152	16.9	24	1	0
Carter, Drew	2004-2007	4	131	32.8	47t	1	0
Proehl, Ricky	2003-2005	9	125	13.9	31	1	0
Benjamin, Kelvin	2014-2017	11	108	9.8	28	2	0
Green, Willie	1995-1996	10	104	10.4	22	1	0
McCaffrey, Christian	2017-2018	6	101	16.8	56t	1	1
Cotchery, Jerricho	2014-2015	13	95	7.3	13	0	0
Dickson, Ed	2014-2017	6	92	15.3	34	0	0
Carrier, Mark	1995-1998	5	72	14.4	27	0	0
Hoover, Brad	2000-2009	9	64	7.1	11	0	0
Walls, Wesley	1996-2002	6	58	9.7	20	1	0
Whittaker, Fozzy	2014-2017	2	53	26.5	39t	1	0
Stewart, Jonathan	2008-2017	9	49	5.4	18	0	0
Bersin, Brenton	2014-2017	4	44	11.0	19	0	0
Wiggins, Jermaine	2002-2003	5	43	8.6	21	0	0
Foster, DeShaun	2002-2007	7	42	6.0	12	0	0
Colbert, Keary	2004-2007	3	40	13.3	25	0	0
Goings, Nick	2001-2008	4	39	9.8	14	0	0
LaFell, Brandon	2010-2013	4	34	8.5	13	0	0
Clay, Kaelin	2017-2018	3	32	10.7	21	0	0
Tolbert, Mike	2012-2016	3	29	9.7	14	1	0
Rosario, Dante	2007-2010	3	28	9.3	14	0	0
Jarrett, Dwayne	2007-2010	2	27	13.5	20	0	0
Robertson, Jamal	2004-2005	6	27	4.5	18	0	0
Griffith, Howard	1995-1996	5	24	4.8	11	1	0
Ismail, Raghib	1996-1998	1	24	24.0	24	0	0
Mangum, Kris	1997-2006	5	24	4.8	11	1	0
Davis, Stephen	2003-2005	2	23	11.5	21	0	0
Johnson, Anthony	1995-1999	2	23	11.5	14	0	0
Oliver, Winslow	1996-1998	2	10	5.0	5	0	0
Williams, DeAngelo	2006-2014	3	8	2.7	6	0	0
Artis-Payne, Cameron	2015-2018	1	1	1.0	1	0	0
TOTAL		295	3,983	13.5	85t	25	10

RUSHING YARDS

	Years	Rsh	Yds	Avg	Long	TDs	100-yd. gms.
Stewart, Jonathan	2008-2017	101	474	4.7	59	5	2
Foster, DeShaun	2002-2007	85	401	4.7	33t	2	1
Davis, Stephen	2003-2005	64	315	4.9	64	1	1
Newton, Cam	2011-2017	63	258	4.1	29	2	0
Johnson, Anthony	1995-1999	37	135	3.6	12	0	1
Goings, Nick	2001-2008	33	121	3.7	18	0	0
Williams, DeAngelo	2006-2014	23	106	4.6	31	0	0
Tolbert, Mike	2012-2016	27	76	2.8	11	0	0
Smith, Steve	2001-2013	5	45	9.0	22	1	0
Ginn, Jr., Ted	2013, 2015-2016	2	33	16.5	22t	1	0
Whittaker, Fozzy	2014-2017	9	32	3.6	15	0	0
Oliver, Winslow	1996-1998	5	26	5.2	11	0	0
Delhomme, Jake	2003-2009	15	23	1.5	10	0	0
Robertson, Jamal	2004-2005	4	19	4.8	15	0	0
McCaffrey, Christian	2017	6	16	2.7	7	0	0
Muhammad, Muhsin	1996-04; 2008-09	3	14	4.7	6	0	0
Hoover, Brad	2000-2009	6	12	2.0	7t	1	0
Artis-Payne, Cameron	2015-2017	3	7	2.3	3	0	0
Ismail, Raghib	1996-1998	1	7	7.0	7	0	0
LaFell, Brandon	2010-2013	1	6	6.0	6	0	0
Cotchery, Jerricho	2014-2015	2	5	2.5	5	0	0
Smart, Rod	2002-2005	1	5	5.0	5	0	0
Collins, Kerry	1995-1998	7	4	0.6	8	0	0
Stark, Rohn	1996	1	0	0.0	0	0	0
Anderson, Derek	2011-2017	2	-2	-1.0	-1	0	0
Nortman, Brad	2012-2015	2	-2	-1.0	6	0	0
Weinke, Chris	2001-2006	3	-3	-1.0	-1	0	0
TOTAL		511	2,133	4.2	64	13	5

CAREER PLAYOFF LEADERS

PASSING YARDS

	Years	Att	Cmp	Pct	Yds	TD	INT	Sk/Yds	Rtg	300yd
Delhomme, Jake	2003-2009	226	130	57.5%	1,847	12	10	16/107	83.3	2
Newton, Cam	2011-2017	224	134	59.8%	1,821	10	7	20/179	87.7	2
Collins, Kerry	1995-1998	59	31	52.5%	315	3	3	2/9	63.9	0
Smith, Steve	2001-2013	1	0	-	0	0	0	0/0	39.6	0
TOTAL		510	295	57.8%	3,983	25	20	40/308	82.8	4

SCORING

	Years	TD	TDr	TdP	TDrT	FG	PAT	2pt.	S	Pts
Kasay, John	1995-2010	0	0	0	0	21	18	0	0	81
Smith, Steve	2001-13	10	1	8	1	0	0	0	0	60
Gano, Graham	2012-2017	0	0	0	0	8	16	0	0	40
Stewart, Jonathan	2008-2017	5	5	0	0	0	0	0	0	30
Muhammad, Muhsin	1996-04; 2008-09	3	0	2	1	0	0	0	0	18
Benjamin, Kelvin	2014-2017	2	0	2	0	0	0	0	0	12
Foster, DeShaun	2002-2007	2	2	0	0	0	0	0	0	12
Kuechly, Luke	2012-2017	2	0	0	2	0	0	0	0	12
Newton, Cam	2011-2017	2	2	0	0	0	0	0	0	12
Tolbert, Mike	2012-2016	1	0	1	0	0	0	1	0	8
Brown, Corey	2014-2016	1	0	1	0	0	0	0	0	6
Carter, Drew	2004-2007	1	0	1	0	0	0	0	0	6
Davis, Stephen	2003-2005	1	1	0	0	0	0	0	0	6
Funchess, Devin	2015-17	1	0	1	0	0	0	0	0	6
Ginn, Jr., Ted	2013, 2015-16	1	1	0	0	0	0	0	0	6
Green, Willie	1995-1996	1	0	1	0	0	0	0	0	6
Griffith, Howard	1995-1996	1	0	1	0	0	0	0	0	6
Hoover, Brad	2000-2009	1	1	0	0	0	0	0	0	6
Mangum, Kris	1997-2006	1	0	1	0	0	0	0	0	6
McCaffrey, Christian	2017	1	0	1	0	0	0	0	0	6
Olsen, Greg	2011-2017	1	0	1	0	0	0	0	0	6
Proehl, Ricky	2003-2005	1	0	1	0	0	0	0	0	6
Walls, Wesley	1996-2002	1	0	1	0	0	0	0	0	6
Whittaker, Fozzy	2014-2017	1	0	1	0	0	0	0	0	6
TOTALS		41	13	24	4	29	34	1	0	369

INTERCEPTIONS

	Years	INTS	YDS	AVG	LONG	TD
Manning, Ricky	2003-2005	4	15	3.8	13	0
Kuechly, Luke	2012-2017	3	37	12.3	22t	2
Lucas, Ken	2005-2008	2	15	7.5	14	0
McCree, Marlon	2005	2	-9	-4.5	1	0
Boston, Tre	2014-2016	2	16	8.0	11	0
Coleman, Kurt	2015-2017	2	0	0.0	0	0
Mills, Sam	1995-1997	2	34	17.0	24	0
Adams, Mike	2017	1	1	1.0	1	0
Beason, Jon	2007-2013	1	4	4.0	4	0
Cota, Chad	1995-1997	1	49	49.0	49	0
Ealy, Kony	2014-2016	1	19	19.0	0	0
Finnegan, Cortland	2015	1	0	0.0	0	0
Grant, Deon	2000-2003	1	16	16.0	16	0
Howard, Reggie	2001-2003	1	12	12.0	12	0
Minter, Mike	1997-2006	1	-1	-1.0	-1	0
Morgan, Dan	2001-2007	1	-2	-2.0	-2	0
Peppers, Julius	2002-2009	1	34	34.0	34	0
Terrell, Pat	1995-1997	1	49	49.0	49	0
TOTAL		28	289	10.3	97	2

SACKS

	Years	TOTAL	SACKS	Years	TOTAL
Charles Johnson	2007-17	5.0	Reggie Howard	2000-03	1.0
Kawann Short	2013-18	4.0	Damion Lewis	2006-09	1.0
Kony Ealy	2014-16	3.0	Kris Jenkins	2001-07	1.0
Luke Kuechly	2012-18	2.0	Greg Favors	2003	1.0
Dwan Edwards	2012-15	2.0	Dan Morgan	2001-07	1.0
Mike Rucker	1999-07	2.0	Mario Addison	2012, 2013-18	1.0
Thomas Davis	2005-18	2.0	Lamar Lathon	1995-97	1.0
Jordan Carstens	2004-06	2.0	Josh Norman	2012-15	1.0
Julius Peppers	2002-09, 2017-18	2.0	Kyle Love	2015-18	1.0
Will Witherspoon	2002-05	2.0	Les Miller	1996-98	1.0
Al Wallace	2002-06	1.5	Shane Burton	2002-03	0.5
Brentson Buckner	2001-05	1.5	Mike Minter	1997-06	0.5
Tre Boston	2014-16	1.0	TOTALS		41.0

SINGLE-GAME BESTS

100-YARD RECEIVING GAMES

Player	Opponent	Date	Rec	Yds	TD
Steve Smith [^]	Chicago Bears	1/15/2006	12	218	2
Steve Smith	Minnesota Vikings	10/30/2005	11	201	1
Muhsin Muhammad	New Orleans Saints	9/13/1998	9	192	1
Steve Smith	Baltimore Ravens	10/15/2006	8	189	1
Muhsin Muhammad	Washington Redskins	11/16/2003	9	189	0
Steve Smith	Chicago Bears	10/2/2011	8	181	0
Greg Olsen	Tampa Bay Buccaneers	10/10/2016	9	181	0
Muhsin Muhammad	New Orleans Saints	12/5/2004	10	179	1
Steve Smith	Arizona Cardinals	9/11/2011	8	178	2
Ed Dickson	Detroit Lions	10/8/2017	5	175	0
Steve Smith	Miami Dolphins	9/25/2005	11	170	3
Steve Smith	Chicago Bears	11/20/2005	14	169	0
Steve Smith	Atlanta Falcons	11/23/2008	8	168	0
Patrick Jeffers	New Orleans Saints	1/2/2000	7	165	2
Steve Smith	Denver Broncos	12/14/2008	9	165	1
Steve Smith [^]	St. Louis Rams	1/10/2004	6	163	1
Patrick Jeffers	Pittsburgh Steelers	12/26/1999	5	160	2
Steve Smith	Minnesota Vikings	12/20/2009	9	157	1
Willie Green	St. Louis Rams	11/12/1995	6	157	1
DJ Moore	Detroit Lions	11/18/2018	7	157	1
Willie Green	San Francisco 49ers	12/8/1996	7	157	1
Steve Smith	Green Bay Packers	9/18/2011	6	156	0
Steve Smith	Houston Texans	9/16/2007	8	153	3
DJ Moore	Atlanta Falcons	10/30/2022	6	152	1
Muhsin Muhammad	Washington Redskins	10/3/1999	8	151	0
Steve Smith	Tennessee Titans	10/19/2003	10	151	1
Steve Smith	Tampa Bay Buccaneers	11/13/2006	8	149	1
Wesley Walls	Atlanta Falcons	9/7/1997	7	147	0
Muhsin Muhammad	Atlanta Falcons	9/28/2008	8	147	1
Patrick Jeffers	Green Bay Packers	12/12/1999	8	147	2
Willie Green	Atlanta Falcons	12/17/1995	4	147	1
Steve Smith	Cincinnati Bengals	12/8/2002	5	144	1
Drew Carter	New York Giants	12/10/2006	8	144	1
Steve Smith	Washington Redskins	10/23/2011	7	143	0
Muhsin Muhammad [^]	New England Patriots	2/1/2004	4	140	1
Patrick Jeffers	San Francisco 49ers	12/18/1999	8	138	1
Steve Smith	New Orleans Saints	9/11/2005	8	138	1
Steve Smith	Dallas Cowboys	12/22/2007	9	137	1
Steve Smith	Arizona Cardinals	10/14/2007	10	136	1
Muhsin Muhammad	Atlanta Falcons	12/18/2004	10	135	1
Steve Smith [^]	Dallas Cowboys	1/3/2004	5	135	1
Greg Olsen	New Orleans Saints	9/27/2015	8	134	2
Steve Smith	New Orleans Saints	12/28/2008	5	134	0
Donald Hayes	Atlanta Falcons	11/28/1999	5	133	1
Ricky Proehl	Tampa Bay Buccaneers	11/9/2003	3	133	1
Muhsin Muhammad	Atlanta Falcons	9/23/2001	10	132	0
Drew Carter	Green Bay Packers	11/18/2007	5	132	1
Mark Carrier	New Orleans Saints	11/26/1995	6	132	2
DJ Moore	Green Bay Packers	12/19/2020	6	131	0
Steve Smith	Atlanta Falcons	9/20/2009	8	131	0
Greg Olsen	Seattle Seahawks	10/18/2015	7	131	1
Steve Smith	Atlanta Falcons	1/1/2006	9	131	1
Muhsin Muhammad	Green Bay Packers	11/27/2000	11	131	2
Greg Olsen	New Orleans Saints	12/6/2015	9	129	0
DJ Moore	Detroit Lions	11/22/2020	7	127	0
Muhsin Muhammad	San Francisco 49ers	10/22/2000	9	127	0
Steve Smith	Cincinnati Bengals	10/22/2006	8	126	0
Muhsin Muhammad	San Francisco 49ers	12/18/1999	11	126	3
DJ Moore	New Orleans Saints	11/24/2019	6	126	2
DJ Moore	Houston Texans	9/23/21	8	126	0
Steve Smith	Atlanta Falcons	12/11/2011	6	125	0
Muhsin Muhammad	St. Louis Rams	11/14/1999	9	125	0
David Gettis	San Francisco 49ers	10/24/2010	8	125	2
Mark Carrier	Jacksonville Jaguars	9/29/1996	8	124	2
Steve Smith	Detroit Lions	10/16/2005	6	123	1
Muhsin Muhammad	San Francisco 49ers	11/14/2004	6	123	3
Greg Olsen	San Francisco 49ers	9/18/2016	5	122	1
Steve Smith	New Orleans Saints	10/19/2008	6	122	1
Christian McCaffrey	Atlanta Falcons	11/17/2019	11	121	0
Willie Green	Atlanta Falcons	9/3/1995	7	121	1
DJ Moore	Tampa Bay Buccaneers	9/20/2020	8	120	0
DJ Moore	Green Bay Packers	11/10/2019	9	120	0
Ted Ginn	Atlanta Falcons	12/13/2015	2	120	2
Devin Funchess	Tampa Bay Buccaneers	1/3/2016	7	120	1
Steve Smith	Kansas City Chiefs	12/2/2012	5	120	1
Christian McCaffrey	Indianapolis Colts	12/22/2019	15	119	0
Raghib Ismail	Atlanta Falcons	9/6/1998	6	119	1
Greg Olsen	Philadelphia Eagles	11/10/2014	6	119	0
Steve Smith	Arizona Cardinals	10/9/2005	8	119	2
Curtis Samuel	New Orleans Saints	1/3/2021	7	118	0
Muhsin Muhammad	Arizona Cardinals	11/21/2004	6	118	2

SINGLE-GAME BESTS

Steve Smith	Chicago Bears	10/28/2012	7	118	0
Muhsin Muhammad	Washington Redskins	12/13/1998	7	118	0
Steve Smith	St. Louis Rams	9/9/2007	7	118	1
DJ Moore	Tampa Bay Buccaneers	1/1/2023	6	117	1
Raghib Ismail	Dallas Cowboys	10/11/1998	6	117	2
Muhsin Muhammad	Cincinnati Bengals	9/26/1999	8	117	0
Steve Smith	Tampa Bay Buccaneers	12/8/2008	9	117	1
Steve Smith	Arizona Cardinals	10/26/2008	5	117	2
Greg Olsen	Green Bay Packers	12/17/2017	9	116	1
Steve Smith	Green Bay Packers	9/29/2002	5	116	0
Ted Ginn	Oakland Raiders	11/27/2016	4	115	1
Muhsin Muhammad	Tampa Bay Buccaneers	12/26/2004	8	115	2
Kelvin Benjamin	Pittsburgh Steelers	9/21/2014	8	115	1
Donald Hayes	San Francisco 49ers	9/10/2000	6	115	1
Keary Colbert	Denver Broncos	10/10/2004	4	115	1
Robby Anderson	Las Vegas Raiders	9/13/2020	6	114	1
Muhsin Muhammad	Atlanta Falcons	10/3/2004	7	114	0
Mark Carrier	Chicago Bears	10/8/1995	5	114	1
Muhsin Muhammad	Oakland Raiders	12/24/2000	10	114	0
Greg Olsen^	Arizona Cardinals	1/24/2016	6	113	0
Corey Brown^	Arizona Cardinals	1/24/2016	4	113	1
DJ Moore	Seattle Seahawks	12/15/2019	8	113	0
DJ Moore	Dallas Cowboys	10/3/2021	8	113	2
Robby Anderson	Atlanta Falcons	10/11/2020	8	112	0
Steve Smith	Tampa Bay Buccaneers	10/12/2008	6	112	0
Muhsin Muhammad	New Orleans Saints	11/10/2002	4	112	0
Christian McCaffrey	Seattle Seahawks	11/25/2018	11	112	1
Steve Smith	Tampa Bay Buccaneers	9/24/2006	7	112	0
Rae Carruth	Kansas City Chiefs	9/21/1997	8	110	0
Greg Olsen	Tampa Bay Buccaneers	12/14/2014	10	110	0
Greg Olsen	Tampa Bay Buccaneers	9/12/2019	6	110	0
Robby Anderson	Tampa Bay Buccaneers	9/20/2020	9	109	0
Kelvin Benjamin	Atlanta Falcons	11/16/2014	9	109	1
Raghib Ismail	Indianapolis Colts	12/27/1998	7	109	1
Steve Smith	Atlanta Falcons	12/9/2012	7	109	0
Raghib Ismail	Atlanta Falcons	11/3/1996	5	108	0
Devin Funchess	New York Jets	11/26/2017	7	108	0
Muhsin Muhammad	San Francisco 49ers	9/10/2000	8	108	1
Kelvin Benjamin	San Francisco 49ers	9/18/2016	7	108	2
Muhsin Muhammad	Detroit Lions	9/15/2002	8	107	1
Rae Carruth	Minnesota Vikings	10/12/1997	6	107	1
Greg Olsen^	New Orleans Saints	1/7/2018	8	107	1
Patrick Jeffers	St. Louis Rams	12/5/1999	7	107	1
Brandon LaFell	Minnesota Vikings	10/13/2013	4	107	1
Curtis Samuel	Washington Football Team	12/27/2020	5	106	0
Steve Smith	Tampa Bay Buccaneers	9/9/2012	7	106	0
Muhsin Muhammad	Cincinnati Bengals	12/8/2002	8	106	1
Steve Smith	Tampa Bay Buccaneers	11/6/2005	5	106	1
Muhsin Muhammad	Seattle Seahawks	10/31/2004	8	106	2
Keyshawn Johnson	Minnesota Vikings	9/17/2006	5	106	0
Wesley Walls	St. Louis Rams	11/23/1997	8	106	0
Greg Olsen	Green Bay Packers	10/19/2014	8	105	0
Curtis Samuel	Kansas City Chiefs	11/8/2020	9	105	1
Steve Smith	Green Bay Packers	11/30/2008	4	105	0
Willie Green	New Orleans Saints	11/26/1995	4	105	1
Steve Smith	New Orleans Saints	9/16/2012	3	104	0
Kelvin Benjamin	New England Patriots	10/1/2017	4	104	0
Ricky Proehl	Dallas Cowboys	12/24/2005	2	104	1
Kelvin Benjamin	Tampa Bay Buccaneers	12/14/2014	8	104	0
Ted Ginn^	San Francisco 49ers	1/12/2014	4	104	0
Muhsin Muhammad	Atlanta Falcons	10/4/1998	4	104	1
Muhsin Muhammad	Buffalo Bills	12/9/2001	8	104	0
DJ Moore	Denver Broncos	11/27/2022	4	103	1
Steve Smith	Tampa Bay Buccaneers	12/11/2005	5	103	0
Brandon LaFell	Tampa Bay Buccaneers	12/24/2011	3	103	1
DJ Moore	Miami Dolphins	11/28/2021	4	103	0
Muhsin Muhammad	Jacksonville Jaguars	9/19/1999	4	103	1
Steve Smith	Indianapolis Colts	10/12/2003	6	103	1
Muhsin Muhammad^	Dallas Cowboys	1/3/2004	4	103	0
Robbie Anderson	Cleveland Browns	9/11/2022	5	102	1
Wesley Walls	Seattle Seahawks	10/8/2000	7	102	0
Muhsin Muhammad	Kansas City Chiefs	12/10/2000	8	102	0
Christian McCaffrey	Atlanta Falcons	9/16/2018	14	102	0
Greg Olsen	Denver Broncos	11/11/2012	9	102	2
Raghib Ismail	New Orleans Saints	11/30/1997	6	102	0
DJ Moore	New Orleans Saints	1/3/2021	5	101	0
DeAngelo Williams	Philadelphia Eagles	12/4/2006	7	101	1
DJ Moore	Tennessee Titans	11/3/2019	7	101	0
Mark Carrier	Washington Redskins	12/24/1995	7	101	0
Christian McCaffrey	New Orleans Saints	9/24/2017	9	101	0
Christian McCaffrey^	New Orleans Saints	1/7/2018	6	101	1
Keary Colbert	Seattle Seahawks	10/31/2004	4	100	0
Steve Smith	New Orleans Saints	10/26/2003	9	100	0
Jonathan Stewart	Green Bay Packers	9/28/11	8	100	0
Steve Smith	Minnesota Vikings	10/30/2011	7	100	0
Mark Carrier	Buffalo Bills	10/25/1998	5	100	1
^POSTSEASON					

SINGLE-GAME BESTS

100-YARD RUSHING GAMES

Player	Opponent	Date	Rsh	Yds	TD
DeAngelo Williams	New Orleans Saints	12/30/2012	21	210	2
Jonathan Stewart	New York Giants	12/27/2009	28	206	1
DeAngelo Williams	Tampa Bay Buccaneers	12/8/2008	19	186	2
Christian McCaffrey	Cincinnati Bengals	9/23/2018	28	184	0
Stephen Davis	New Orleans Saints	10/26/2003	31	178	2
DeAngelo Williams	New Orleans Saints	12/28/2008	25	178	0
Christian McCaffrey	Jacksonville Jaguars	10/6/2019	19	176	2
DeShaun Foster	Kansas City Chiefs	9/19/2004	32	174	1
Richard Huntley	New England Patriots	1/6/2002	21	168	0
D'Onta Foreman	Detroit Lions	12/24/2022	21	165	1
DeShaun Foster	Atlanta Falcons	1/1/2006	18	165	1
Stephen Davis	New Orleans Saints	10/5/2003	30	159	1
DeAngelo Williams	Arizona Cardinals	11/1/2009	23	158	0
Jonathan Stewart	New Orleans Saints	12/7/2014	20	155	1
Lamar Smith	Minnesota Vikings	9/22/2002	30	154	2
Christian McCaffrey	Arizona Cardinals	9/22/2019	24	153	1
Stephen Davis	Houston Texans	11/2/2003	30	153	0
Stephen Davis	Atlanta Falcons	9/28/2003	21	153	1
DeAngelo Williams	Tampa Bay Buccaneers	10/18/2009	30	152	2
DeShaun Foster^	New York Giants	1/8/2006	27	151	0
DeAngelo Williams	New Orleans Saints	11/8/2009	21	149	2
Fred Lane	Oakland Raiders	11/2/1997	28	147	3
Christian McCaffrey	Tennessee Titans	11/3/2019	24	146	2
Stephen Davis	Tampa Bay Buccaneers	9/14/2003	33	142	0
Tim Biakabutuka	Washington Redskins	10/3/1999	12	142	3
DeAngelo Williams	Oakland Raiders	11/9/2008	19	140	1
Fred Lane	Dallas Cowboys	12/8/1997	34	138	0
Jonathan Stewart	Arizona Cardinals	12/19/2010	27	137	0
Anthony Johnson	Washington Redskins	8/31/1997	20	134	0
Jonathan Stewart	Atlanta Falcons	12/12/2010	18	133	0
Tim Biakabutuka	Cincinnati Bengals	9/26/1999	8	132	2
Jonathan Stewart	Washington Redskins	12/19/2016	25	132	0
DeShaun Foster	Atlanta Falcons	12/4/2005	24	131	1
D'Onta Foreman	Atlanta Falcons	11/10/2022	31	130	1
Jonathan Stewart	Detroit Lions	11/16/2008	15	130	1
Christian McCaffrey	Los Angeles Rams	9/8/2019	19	128	2
Nick Goings	Tampa Bay Buccaneers	12/26/2004	33	127	0
Anthony Johnson	St. Louis Rams	10/13/1996	22	126	0
Chuba Hubbard	Detroit Lions	12/24/2022	12	125	0
Jonathan Stewart	Philadelphia Eagles	10/25/2015	24	125	0
Christian McCaffrey	Seattle Seahawks	11/25/2018	17	125	1
Jonathan Stewart	New Orleans Saints	1/3/2010	16	125	1
DeAngelo Williams	Kansas City Chiefs	10/5/2008	20	123	2
Anthony Johnson	St. Louis Rams	11/17/1996	27	123	1
Derrick Moore	Tampa Bay Buccaneers	10/1/1995	21	123	1
Anthony Johnson	New Orleans Saints	10/20/1996	29	123	0
Jonathan Stewart^	Arizona Cardinals	1/3/2015	24	123	1
Dee Brown	Cleveland Browns	12/1/2002	27	122	0
DeShaun Foster	Atlanta Falcons	9/23/2007	20	122	1
DeAngelo Williams	Miami Dolphins	11/19/2009	13	122	0
Jonathan Stewart	Cleveland Browns	12/21/2014	24	122	0
Nick Goings	New Orleans Saints	12/5/2004	36	122	1
Tim Biakabutuka	Washington Redskins	10/21/2001	20	121	1
DeAngelo Williams	Tampa Bay Buccaneers	12/30/2007	20	121	2
Nick Goings	Arizona Cardinals	11/21/2004	22	121	3
DeAngelo Williams	Arizona Cardinals	10/14/2007	10	121	1
Jonathan Stewart	Tampa Bay Buccaneers	12/6/2009	26	120	1
Mike Goodson	Baltimore Ravens	11/21/2010	22	120	0
DeAngelo Williams	Detroit Lions	11/16/2008	14	120	2
DeAngelo Williams	New York Giants	9/22/2013	23	120	0
Derrick Moore	New England Patriots	10/29/1995	28	119	0
Fred Lane	Green Bay Packers	12/14/1997	19	119	1
D'Onta Foreman	Tampa Bay Buccaneers	10/23/2022	15	118	0
D'Onta Foreman	Atlanta Falcons	10/30/2022	26	118	3
Christian McCaffrey	San Francisco 49ers	10/27/2019	14	117	1
Brad Hoover	Green Bay Packers	11/27/2000	24	117	1
Cam Newton	Atlanta Falcons	12/9/2012	9	116	1
Stephen Davis	Philadelphia Eagles	11/30/2003	23	115	0
DeAngelo Williams	New Orleans Saints	10/9/2011	9	115	1
Jonathan Stewart	Tampa Bay Buccaneers	12/8/2008	15	115	2
DeAngelo Williams	St. Louis Rams	11/19/2006	20	114	0
D'Onta Foreman	Denver Broncos	11/27/2022	24	113	0
Fred Lane	New Orleans Saints	11/30/1997	13	112	1
Anthony Johnson	Tampa Bay Buccaneers	12/1/1996	26	111	1
Stephen Davis	Jacksonville Jaguars	9/7/2003	22	111	0
Jonathan Stewart	Miami Dolphins	11/13/2017	17	110	0
Jonathan Stewart	Tampa Bay Buccaneers	10/18/2009	17	110	1
Tim Biakabutuka	Indianapolis Colts	12/27/1998	25	109	1

SINGLE-GAME BESTS

Jonathan Stewart	Minnesota Vikings	12/20/2009	25	109	1
Christian McCaffrey	New Orleans Saints	9/25/2022	25	108	0
Christian McCaffrey	Green Bay Packers	11/10/2019	20	108	1
Nick Goings	St. Louis Rams	12/12/2004	31	108	1
DeAngelo Williams	New York Giants	12/21/2008	24	108	4
DeAngelo Williams	Arizona Cardinals	10/26/2008	17	108	1
Cam Newton	Cincinnati Bengals	10/12/2014	17	107	1
DeShaun Foster	Cleveland Browns	10/8/2006	24	106	0
Jonathan Stewart [^]	Seattle Seahawks	1/17/2016	19	106	2
Christian McCaffrey	Tampa Bay Buccaneers	12/2/2018	10	106	0
Nick Goings	Tampa Bay Buccaneers	11/28/2004	23	106	0
DeShaun Foster	New Orleans Saints	10/1/2006	16	105	1
Anthony Johnson [^]	Dallas Cowboys	1/5/1997	26	104	0
Tim Biakabutuka	Atlanta Falcons	10/26/1997	23	104	2
Stephen Davis [^]	Dallas Cowboys	1/3/2004	26	104	1
Jonathan Stewart	Minnesota Vikings	12/10/2017	16	103	3
Tim Biakabutuka	Seattle Seahawks	10/8/2000	23	103	0
Tim Biakabutuka	Washington Redskins	12/13/1998	17	103	1
Christian McCaffrey	New York Giants	9/18/2022	15	102	0
DeShaun Foster	Atlanta Falcons	12/24/2006	28	102	0
Anthony Johnson	Minnesota Vikings	10/6/1996	23	102	1
Jonathan Stewart	Washington Redskins	11/22/2015	21	102	0
DeAngelo Williams	Atlanta Falcons	11/23/2008	19	101	1
Christian McCaffrey	Atlanta Falcons	12/23/2018	21	101	0
Fred Lane	New Orleans Saints	11/1/1998	35	101	1
Chuba Hubbard	Philadelphia Eagles	10/10/2021	24	101	0
Cam Newton	New York Giants	12/20/2015	8	100	0
Fozzy Whittaker	San Francisco 49ers	9/18/2016	16	100	0
Mike Goodson	Tampa Bay Buccaneers	11/14/2010	23	100	0
Fred Lane	New Orleans Saints	9/13/1998	18	100	0

[^]POSTSEASON

CAREER 100-YARD RECEIVING GAME LEADERS

Player	Total
Smith, Steve	46 (3 postseason)
Muhammad, Muhsin	29 (2 postseason)
Moore, DJ	15
Olsen, Greg	13 (2 postseason)
McCaffrey, Christian	6 (1 postseason)
Benjamin, Kelvin	5
Carrier, Mark	5
Ismail, Raghil	5
Jeffers, Patrick	5
Anderson, Robby	4
Ginn, Jr., Ted	3 (1 postseason)
Samuel, Curtis	3
Walls, Wesley	3
Carter, Drew	2
Carruth, Rae	2
Colbert, Keary	2
Funcness, Devin	2
Green, Willie	2
Hayes, Donald	2
LaFell, Brandon	2
Proehl, Ricky	2
Brown, Corey	1
Dickson, Ed	1
Gettis, David	1
Johnson, Keyshawn	1
Stewart, Jonathan	1
Williams, DeAngelo	1

CAREER 100-YARD RUSHING GAME LEADERS

Player	Number
Stewart, Jonathan	18 (2 postseason)
Williams, DeAngelo	18
McCaffrey, Christian	12
Davis, Stephen	8 (1 postseason)
Foster, DeShaun	8 (1 postseason)
Biakabutuka, Tshimanga	7
Johnson, Anthony	7 (1 postseason)
Lane, Fred	6
Foreman, D'Onta	5
Goings, Nick	5
Newton, Cam	3
Hubbard, Chuba	2
Goodson, Mike	2
Moore, Derrick	2
Brown, Dee	1
Hoover, Brad	1
Huntley, Richard	1
Smith, Lamar	1
Whittaker, Fozzy	1

SINGLE-GAME BESTS

300-YARD PASSING GAMES

Player	Opponent	Date	Att	Cmp	Yds	TD	Int
Cam Newton	Green Bay Packers	9/18/2011	46	28	432	1	3
Chris Weinke	New York Giants	12/10/2006	61	34	423	1	3
Cam Newton	Arizona Cardinals	9/11/2011	37	24	422	2	1
Cam Newton	Chicago Bears	10/2/2011	46	27	374	1	1
Steve Beuerlein	Green Bay Packers	12/12/1999	42	29	373	3	0
Steve Beuerlein	San Francisco 49ers	12/18/1999	38	27	368	4	0
Teddy Bridgewater	Tampa Bay Buccaneers	9/20/2020	42	33	367	0	2
Jake Delhomme	Baltimore Ravens	10/15/2006	39	24	365	2	2
Steve Beuerlein	San Francisco 49ers	9/10/2000	32	24	364	3	1
Jake Delhomme	Tennessee Titans	10/19/2003	49	31	362	2	0
Cam Newton	Detroit Lions	11/18/2018	37	25	357	3	1
Cam Newton	Detroit Lions	10/8/2017	33	26	355	3	0
Cam Newton	San Francisco 49ers	9/18/2016	40	24	353	4	1
Cam Newton^	New Orleans Saints	1/7/2018	40	24	349	2	0
Jake Delhomme	Minnesota Vikings	10/30/2005	30	21	341	3	0
Sam Darnold	Tampa Bay Buccaneers	1/1/2023	37	23	341	3	1
Cam Newton	New York Giants	12/20/2015	45	25	340	5	0
Jake Delhomme	Atlanta Falcons	12/18/2004	35	24	340	2	1
Kerry Collins	New Orleans Saints	11/26/1995	46	17	335	3	4
Cam Newton^	Arizona Cardinals	1/24/2016	28	19	335	2	1
Cam Newton	Atlanta Falcons	9/16/2018	45	32	335	3	1
Steve Beuerlein	Washington Redskins	10/3/1999	47	23	334	1	1
Cam Newton	Tampa Bay Buccaneers	9/12/2019	51	25	333	0	0
Steve Beuerlein	Seattle Seahawks	10/8/2000	39	27	332	2	1
Cam Newton	New Orleans Saints	12/6/2015	41	28	331	5	1
Frank Reich	Atlanta Falcons	9/3/1995	44	23	329	2	0
Kerry Collins	Kansas City Chiefs	9/21/1997	47	24	328	1	4
Kerry Collins	San Francisco 49ers	12/8/1996	37	22	327	3	0
Jake Delhomme	Buffalo Bills	10/25/2009	44	27	325	0	3
Kyle Allen	Atlanta Falcons	11/17/2019	50	31	325	0	4
Jake Delhomme^	New England Patriots	2/1/2004	33	16	323	3	0
Cam Newton	New Orleans Saints	10/16/2016	47	27	322	2	1
Steve Beuerlein	New Orleans Saints	1/2/2000	41	22	322	5	1
Rodney Peete	Cincinnati Bengals	12/8/2002	29	21	319	3	0
Jake Delhomme^	Chicago Bears	1/15/2006	33	24	319	3	1
PJ Walker	Atlanta Falcons	10/30/2022	36	19	317	1	1
Jake Delhomme	Washington Redskins	11/16/2003	30	20	317	0	2
Cam Newton	New England Patriots	10/1/2017	29	22	316	3	1
Jake Delhomme	Houston Texans	9/16/2007	41	27	316	3	1
Cam Newton	New Orleans Saints	9/27/2015	31	20	315	2	0
Cam Newton	Chicago Bears	10/28/2012	39	20	314	0	2
Teddy Bridgewater	Atlanta Falcons	10/11/2020	36	27	313	2	0
Chris Weinke	St. Louis Rams	12/23/2001	51	24	312	1	0
Teddy Bridgewater	Kansas City Chiefs	11/8/2020	49	36	310	2	0
Rodney Peete	Detroit Lions	9/15/2002	32	21	310	1	0
Rodney Peete	New Orleans Saints	11/10/2002	40	23	310	2	1
Kerry Collins	New England Patriots	10/29/1995	45	25	309	2	1
Steve Beuerlein	San Francisco 49ers	10/22/2000	44	28	309	3	0
Jake Delhomme	Atlanta Falcons	10/3/2004	38	23	308	0	2
Cam Newton	Arizona Cardinals	10/6/2013	39	21	308	0	3
Matt Moore	San Francisco 49ers	10/24/2010	41	28	308	2	1
Jake Delhomme	Atlanta Falcons	9/20/2009	41	25	308	1	1
Kyle Allen	Green Bay Packers	11/10/2019	43	28	307	1	1
Jake Delhomme	New Orleans Saints	1/2/2005	50	24	307	2	0
Cam Newton	Philadelphia Eagles	11/10/2014	40	25	306	2	3
Cam Newton	Philadelphia Eagles	11/26/2012	28	18	306	2	0
Sam Darnold	New Orleans Saints	9/19/2021	38	26	305	2	1
Sam Darnold	Houston Texans	9/23/2021	34	23	304	0	0
Jake Delhomme	San Francisco 49ers	11/14/2004	34	19	303	3	0
Cam Newton	Tampa Bay Buccaneers	9/9/2012	33	23	303	1	2
Kerry Collins	Atlanta Falcons	10/4/1998	38	20	302	3	2
Sam Darnold	Dallas Cowboys	10/3/2021	39	26	301	2	2
Cam Newton	Tampa Bay Buccaneers	12/2/2018	41	28	300	2	4
Steve Beuerlein	San Francisco 49ers	10/17/1999	36	23	300	4	3
Cam Newton	Washington Redskins	12/19/2016	37	21	300	2	0

^POSTSEASON

SINGLE-GAME BESTS

OPPONENTS' 100-YARD RECEIVING GAMES

Player	Opponent	Date	Rec	Yds	TD
Julio Jones	Atlanta Falcons	10/2/2016	12	300	1
Rod Gardner	Washington Redskins	10/21/2001	6	208	1
Mike Evans	Tampa Bay Buccaneers	1/1/2023	10	207	3
Antonio Bryant	Tampa Bay Buccaneers	12/8/2008	9	200	2
Julio Jones	Atlanta Falcons	12/27/2015	9	178	1
Shannon Sharpe	Denver Broncos	11/9/1997	8	174	0
Brandin Cooks	New Orleans Saints	10/16/2016	7	173	1
Roddy White	Atlanta Falcons	9/30/2012	8	169	2
Reggie Wayne	Indianapolis Colts	10/28/2007	7	168	1
Antonio Freeman	Green Bay Packers	12/14/1997	10	166	2
Larry Fitzgerald	Arizona Cardinals	1/10/2009	8	166	1
D.J. Chark	Jacksonville Jaguars	10/6/2019	8	164	2
Tim Brown	Oakland Raiders	11/2/1997	10	163	0
Anquan Boldin	Arizona Cardinals	10/9/2005	10	162	1
Joe Horn	New Orleans Saints	12/5/2004	8	160	2
Travis Kelce	Kansas City Chiefs	11/8/2020	10	159	0
Torry Holt	St. Louis Rams	12/12/2004	6	151	1
Chris Godwin	Tampa Bay Buccaneers	10/13/2019	10	151	0
Joe Horn	New Orleans Saints	12/2/2001	13	150	1
Chris Olave	New Orleans Saints	9/25/2022	9	147	0
Vincent Jackson	Tampa Bay Buccaneers	10/4/2015	10	147	1
Az-Zahir Hakim	St. Louis Rams	11/5/2000	8	147	1
Michael Irvin	Dallas Cowboys	10/11/1998	6	146	0
Robby Anderson	New York Jets	11/26/2017	6	146	2
Marques Colston	New Orleans Saints	1/1/2012	7	145	2
Eric Moulds	Buffalo Bills	10/25/1998	5	145	2
Deion Branch	New England Patriots	2/1/2004	10	143	1
Calvin Ridley	Atlanta Falcons	11/17/2019	8	143	1
Irving Fryar	Philadelphia Eagles	10/27/1996	7	143	0
Jimmy Graham	Seattle Seahawks	10/18/2015	8	140	0
Michael Westbrook	Washington Redskins	10/3/1999	8	140	2
Steve Smith	Baltimore Ravens	9/28/2014	7	139	2
Cris Carter	Minnesota Vikings	11/19/2000	8	138	1
Zach Ertz	Philadelphia Eagles	10/21/2018	9	138	0
Jordan Matthews	Philadelphia Eagles	11/10/2014	7	138	2
Ramses Barden	New York Giants	9/20/2012	9	138	0
Julio Jones	Atlanta Falcons	10/29/2020	7	137	0
Jaylen Waddle	Miami Dolphins	11/28/2021	9	137	1
Rob Gronkowski	Tampa Bay Buccaneers	1/9/2022	7	137	0
Calvin Ridley	Atlanta Falcons	10/11/2020	8	136	0
Anquan Boldin	San Francisco 49ers	1/12/2014	8	136	0
Larry Fitzgerald	Arizona Cardinals	10/9/2005	9	136	1
Demaryius Thomas	Denver Broncos	11/11/2012	9	135	0
Michael Pittman	Tampa Bay Buccaneers	11/28/2004	8	134	2
Albert Connell	Washington Redskins	10/3/1999	5	134	2
Keenan Allen	Los Angeles Chargers	9/27/2020	13	132	1
Marques Colston	New Orleans Saints	10/1/2006	5	132	1
Tyler Boyd	Cincinnati Bengals	9/23/2018	6	132	1
Odell Beckham	New York Giants	10/7/2018	8	131	1
Michael Thomas	New Orleans Saints	1/7/2018	8	131	0
Torry Holt	St. Louis Rams	11/5/2000	4	130	0
Jimmy Graham	New Orleans Saints	10/9/2011	8	129	0
Jermaine Kearse	Seattle Seahawks	1/10/2015	3	129	1
Jerry Rice	San Francisco 49ers	12/8/1996	10	129	1
Demarcus Robinson	Baltimore Ravens	11/20/2022	9	128	0
Darren Sproles	New Orleans Saints	9/16/2012	13	128	0
Jerry Rice	San Francisco 49ers	9/22/1996	10	127	0
David Boston	Arizona Cardinals	12/30/2001	7	127	2
Mike Wallace	Miami Dolphins	11/24/2013	5	127	1
Roddy White	Atlanta Falcons	9/23/2007	7	127	1
Adam Thielen	Minnesota Vikings	10/17/2021	11	126	1
Larry Fitzgerald	Arizona Cardinals	12/19/2010	9	125	0
Marques Colston	New Orleans Saints	12/8/2013	9	125	2
Terance Mathis	Atlanta Falcons	9/1/1996	4	123	0
Terrell Owens	Philadelphia Eagles	10/17/2004	4	123	0
Marques Colston	New Orleans Saints	12/28/2008	7	123	1
Az-Zahir Hakim	St. Louis Rams	12/5/1999	4	122	2
Reggie Wayne	Indianapolis Colts	11/27/2011	5	122	1
Jerry Rice	San Francisco 49ers	12/10/1995	6	121	0
Randall Cobb	Green Bay Packers	10/19/2014	6	121	1
Chris Godwin	Tampa Bay Buccaneers	9/12/2019	8	121	1
Lance Moore	New Orleans Saints	12/30/2012	4	121	0
Chris Godwin	Tampa Bay Buccaneers	1/1/2023	9	120	0
Mohamed Sanu	Cincinnati Bengals	10/12/2014	10	120	1
Andre Johnson	Houston Texans	9/16/2007	7	120	2
Plaxico Burress	Pittsburgh Steelers	12/15/2002	6	120	1

SINGLE-GAME BESTS

Tyler Lockett	Seattle Seahawks	12/15/2019	8	120	1
Marvin Harrison	Indianapolis Colts	10/12/2003	8	119	0
Keenan McCardell	Tampa Bay Buccaneers	11/9/2003	9	118	1
Terrell Owens	San Francisco 49ers	10/7/2001	8	118	2
Davante Adams	Green Bay Packers	11/10/2019	7	118	0
Julio Jones	Atlanta Falcons	11/5/2017	6	118	0
Roddy White	Atlanta Falcons	12/9/2012	9	117	1
Dorsey Levens	Green Bay Packers	1/12/1997	5	117	1
Brent Celek	Philadelphia Eagles	11/10/2014	5	116	0
Isaac Bruce	St. Louis Rams	1/10/2004	7	116	0
Albert Connell	Washington Redskins	12/13/1998	8	116	1
Antonio Bryant	Tampa Bay Buccaneers	12/6/2009	5	116	0
Larry Fitzgerald	Arizona Cardinals	10/26/2008	7	115	0
Jimmy Smith	Jacksonville Jaguars	9/19/1999	10	115	0
Ted Ginn	New Orleans Saints	1/7/2018	4	115	1
Jimmy Graham	New Orleans Saints	12/30/2012	9	115	1
Ike Hilliard	Tampa Bay Buccaneers	9/30/2007	7	114	0
Chad Johnson	Cincinnati Bengals	12/8/2002	6	114	0
Tyreek Hill	Kansas City Chiefs	11/8/2020	9	113	2
Kenny Golladay	Detroit Lions	11/18/2018	8	113	1
Russell Copeland	Buffalo Bills	9/10/1995	2	112	1
Charlie Garner	San Francisco 49ers	10/22/2000	7	112	0
Brandin Cooks	Houston Texans	9/23/2021	9	112	0
Jerry Rice	San Francisco 49ers	11/5/1995	8	111	0
Isaac Bruce	St. Louis Rams	12/5/1999	6	111	0
Donte' Stallworth	Philadelphia Eagles	12/4/2006	4	111	1
DeSean Jackson	Washington Redskins	12/19/2016	7	111	0
Steve Johnson	Buffalo Bills	9/15/2013	8	111	1
Isaac Bruce	St. Louis Rams	11/12/1995	9	110	1
Sean Dawkins	New Orleans Saints	9/13/1998	5	110	1
Michael Crabtree	Oakland Raiders	11/27/2016	8	110	0
Ernie Mills	Dallas Cowboys	10/11/1998	5	110	1
Jermaine Kearse	Seattle Seahawks	1/17/2016	11	110	2
Terrell Owens	San Francisco 49ers	12/8/1996	5	110	1
DJ Chark	Detroit Lions	12/24/2022	4	108	0
Jackie Harris	Tampa Bay Buccaneers	10/1/1995	5	108	0
Wayne Chrebet	New York Jets	11/29/1998	7	107	2
Mike Evans	Tampa Bay Buccaneers	12/24/2017	6	107	0
Terrell Owens	Dallas Cowboys	10/29/2006	9	107	0
Tyler Lockett	Seattle Seahawks	11/25/2018	5	107	1
Damian Williams	Tennessee Titans	11/13/2011	5	107	1
Terance Mathis	Atlanta Falcons	10/26/1997	8	107	0
Randy Moss	Minnesota Vikings	11/19/2000	5	106	1
Tre'Quan Smith	New Orleans Saints	9/25/2022	4	105	0
Wes Welker	New England Patriots	12/13/2009	10	105	0
Jermaine Kearse	New York Jets	11/26/2017	7	105	1
Early Doucet	Arizona Cardinals	9/11/2011	3	105	1
Matt Forte	Chicago Bears	10/5/2014	12	105	1
Marcus Pollard	Detroit Lions	10/16/2005	3	105	0
Adam Thielen	Minnesota Vikings	12/10/2017	6	105	1
Mike Evans	Tampa Bay Buccaneers	9/20/2020	7	104	1
Keith Poole	New Orleans Saints	1/2/2000	6	104	0
Roddy White	Atlanta Falcons	12/28/2014	8	104	0
Brian Finneran	Atlanta Falcons	11/24/2002	4	104	0
Brandin Cooks	New Orleans Saints	12/6/2015	6	104	1
Joey Galloway	Dallas Cowboys	10/13/2002	3	104	1
Julio Jones	Atlanta Falcons	12/11/2011	3	104	2
Mike Wallace	Pittsburgh Steelers	12/23/2010	4	104	1
David Moore	Seattle Seahawks	11/25/2018	4	103	1
Terry McLaurin	Washington Football Team	11/21/2021	5	103	1
Keyshawn Johnson	Tampa Bay Buccaneers	9/14/2003	9	102	0
Terance Mathis	Atlanta Falcons	12/17/1995	8	102	0
Donte' Stallworth	New Orleans Saints	12/18/2005	5	102	1
Sean Dawkins	New Orleans Saints	11/1/1998	6	102	0
Tim Dwight	Atlanta Falcons	11/28/1999	5	102	0
Troy Williamson	Minnesota Vikings	9/17/2006	6	102	0
Oronde Gadsden	Miami Dolphins	11/4/2001	5	102	0
Joe Horn	New Orleans Saints	11/10/2002	6	101	0
Cedrick Wilson	San Francisco 49ers	11/14/2004	5	101	0
Devery Henderson	New Orleans Saints	10/7/2007	4	101	0
Michael Thomas	New Orleans Saints	11/24/2019	10	101	1
Mark Clayton	Baltimore Ravens	10/15/2006	5	101	2
Antonio Brown	Tampa Bay Buccaneers	12/26/2021	10	101	0
Chris Godwin	Tampa Bay Buccaneers	12/2/2018	5	101	1
Isaac Bruce	St. Louis Rams	9/17/1995	5	100	0

SINGLE-GAME BESTS

OPPONENTS' 100-YARD RUSHING GAMES

Player	Opponent	Date	Rsh	Yds	TD
Derrick Ward	New York Giants	12/21/2008	15	215	0
Matt Forte	Chicago Bears	10/2/2011	25	205	1
Marshall Faulk	St. Louis Rams	12/23/2001	30	202	2
Shaun Alexander	Seattle Seahawks	10/31/2004	32	195	1
Julius Jones	Dallas Cowboys	12/24/2005	34	194	2
Reuben Droughns	Denver Broncos	10/10/2004	30	193	0
Ronald Jones	Tampa Bay Buccaneers	11/15/2020	23	192	1
Marshall Faulk	St. Louis Rams	11/11/2001	15	183	2
Bryce Brown	Philadelphia Eagles	11/26/2012	19	178	2
Matt Forte	Chicago Bears	10/10/2010	22	166	2
Curtis Martin	New York Jets	10/28/2001	27	159	0
Joe Mixon	Cincinnati Bengals	11/6/2022	22	153	4
Ricky Williams	New Orleans Saints	10/14/2001	31	147	1
Le'Veon Bell	Pittsburgh Steelers	9/21/2014	21	147	0
Aaron Jones	Green Bay Packers	12/19/2020	20	145	1
Trung Canidate	St. Louis Rams	11/11/2001	16	145	1
Ricky Williams	New Orleans Saints	10/15/2000	38	144	2
Ezekiel Elliott	Dallas Cowboys	10/3/2021	20	143	1
Nick Chubb	Cleveland Browns	9/11/2022	22	141	0
Mike Vick	Atlanta Falcons	12/7/2003	14	141	1
Terry Allen	Washington Redskins	8/31/1997	25	141	2
Garrison Hearst	San Francisco 49ers	9/29/1997	28	141	1
Deuce McAllister	New Orleans Saints	1/2/2005	28	140	1
Duce Staley	Philadelphia Eagles	11/7/1999	17	140	1
Dalvin Cook	Minnesota Vikings	10/17/2021	29	140	1
Kevin Smith	Detroit Lions	11/20/2011	16	140	2
Michael Turner	Atlanta Falcons	10/16/2011	27	139	2
Garrison Hearst	San Francisco 49ers	12/6/1998	20	139	1
Doug Martin	Tampa Bay Buccaneers	11/18/2012	24	138	0
Giovani Bernard	Cincinnati Bengals	10/12/2014	18	137	1
Jerome Bettis	Pittsburgh Steelers	12/26/1999	33	137	1
Warrick Dunn	Atlanta Falcons	12/18/2004	28	134	1
Stephen Davis	Washington Redskins	9/3/2000	23	133	1
Chris Carson	Seattle Seahawks	12/15/2019	24	133	2
Ronnie Brown	Miami Dolphins	9/25/2005	23	132	1
Shaun Alexander	Seattle Seahawks	1/22/2006	34	132	2
Fred Taylor	Jacksonville Jaguars	12/9/2007	18	132	1
Willie Parker	Pittsburgh Steelers	12/17/2006	23	132	1
Emmitt Smith	Dallas Cowboys	10/1/2000	24	132	1
Warrick Dunn	Atlanta Falcons	9/10/2006	29	132	0
Peyton Hillis	Cleveland Browns	11/28/2010	26	131	3
Chris Johnson	Tennessee Titans	11/13/2011	27	130	1
Derrius Guice	Washington Redskins	12/1/2019	10	129	2
Abdul-Karim al-Jabbar	Miami Dolphins	11/15/1998	25	127	1
Chris Ivory	New Orleans Saints	1/1/2012	19	127	1
Jamaal Charles	Kansas City Chiefs	12/2/2012	27	127	0
Deuce McAllister	New Orleans Saints	10/5/2003	23	124	0
James Stewart	Jacksonville Jaguars	9/19/1999	27	124	2
Maurice Jones-Drew	Jacksonville Jaguars	9/25/2011	24	122	0
Todd Gurley	Atlanta Falcons	10/11/2020	14	121	1
Jeff Wilson	San Francisco 49ers	10/9/2022	17	120	1
Robert Smith	Minnesota Vikings	10/12/1997	23	120	1
Ahman Green	Green Bay Packers	9/13/2004	33	119	2
Ricky Williams	Miami Dolphins	11/19/2009	22	119	2
LeGarrette Blount	Pittsburgh Steelers	9/21/2014	10	118	1
Marshall Faulk	St. Louis Rams	12/5/1999	22	118	0
Deuce McAllister	New Orleans Saints	12/29/2002	28	117	0
Jamal Anderson	Atlanta Falcons	10/4/1998	31	117	1
Michael Turner	Atlanta Falcons	11/23/2008	24	117	4
Brian Hill	Atlanta Falcons	12/23/2018	8	115	0
Warrick Dunn	Tampa Bay Buccaneers	10/12/2008	22	115	0
Jerald Moore	St. Louis Rams	12/20/1997	27	113	0
Corey Dillon	Cincinnati Bengals	9/26/1999	20	113	0
Chester Taylor	Minnesota Vikings	9/17/2006	24	113	0
Andre Brown	New York Giants	9/20/2012	20	113	2
Michael Turner	Atlanta Falcons	12/12/2010	28	112	3
Kevin Smith	Detroit Lions	11/16/2008	24	112	0
Cadillac Williams	Tampa Bay Buccaneers	12/11/2005	29	112	2
Emmitt Smith	Dallas Cowboys	10/11/1998	21	112	1
Tiki Barber	New York Giants	12/10/2006	20	112	0
Michael Turner	Atlanta Falcons	11/15/2009	9	111	0
Curtis Martin	New York Jets	11/29/1998	21	110	2
Pierre Thomas	New Orleans Saints	9/16/2012	9	110	0
Marion Barber	Dallas Cowboys	12/22/2007	22	110	1
Jamal Anderson	Atlanta Falcons	11/3/1996	22	109	1
Arian Foster	Houston Texans	12/18/2011	16	109	1
Jamal Anderson	Atlanta Falcons	9/1/1996	14	108	0

SINGLE-GAME BESTS

Leonard Fournette	Jacksonville Jaguars	10/6/2019	23	108	1
Dwayne Washington	New Orleans Saints	12/30/2018	11	108	0
Alvin Kamara	New Orleans Saints	1/8/2023	23	107	1
Rashad Jennings	New York Giants	12/20/2015	16	107	1
Tevin Coleman	Atlanta Falcons	9/16/2018	16	107	0
Doug Martin	Tampa Bay Buccaneers	10/4/2015	20	106	1
Thomas Rawls	Seattle Seahawks	12/4/2016	15	106	2
Ty Montgomery	New Orleans Saints	1/3/2021	18	105	0
Michael Turner	Atlanta Falcons	9/20/2009	28	105	1
Tevin Coleman	San Francisco 49ers	10/27/2019	11	105	3
Rashaan Salaam	Chicago Bears	10/8/1995	28	105	0
Ladell Betts	Washington Redskins	11/26/2006	24	104	0
Terrell Davis	Denver Broncos	11/9/1997	21	104	0
Leonard Fournette	Tampa Bay Buccaneers	9/20/2020	12	103	2
Robert Smith	Minnesota Vikings	11/19/2000	23	103	1
C.J. Spiller	Buffalo Bills	9/15/2013	16	103	0
Michael Turner	Atlanta Falcons	9/30/2012	13	103	0
Ricky Williams	New Orleans Saints	12/2/2001	27	102	0
Kordell Stewart	Pittsburgh Steelers	12/22/1996	7	102	1
Robert Smith	Minnesota Vikings	10/6/1996	27	102	0
Frank Gore	San Francisco 49ers	10/24/2010	19	102	0
Rudi Johnson	Cincinnati Bengals	10/22/2006	26	101	0
Jacquizz Rodgers	Tampa Bay Buccaneers	10/10/2016	30	101	0
Travis Henry	Buffalo Bills	12/9/2001	27	101	1
Deuce McAllister	New Orleans Saints	10/26/2003	26	101	0
Joseph Addai	Indianapolis Colts	10/28/2007	23	100	2
LenDale White	Tennessee Titans	11/4/2007	31	100	1
T.J. Duckett	Atlanta Falcons	9/28/2003	14	100	0
Mark Ingram	New Orleans Saints	10/30/2014	30	100	2

OPPONENTS' 300-YARD PASSING GAMES

Player	Opponent	Date	Att	Cmp	Yds	TD	Int
Matt Ryan	Atlanta Falcons	10/2/2016	37	28	503	4	1
Drew Brees	New Orleans Saints	10/16/2016	49	34	465	4	1
Tom Brady	Tampa Bay Buccaneers	1/1/2023	45	34	432	3	0
Trent Green	St. Louis Rams	11/5/2000	42	29	431	2	0
Jameis Winston	Tampa Bay Buccaneers	10/13/2019	54	30	400	1	5
Josh McCown	Arizona Cardinals	10/9/2005	46	29	398	2	3
Drew Brees	New Orleans Saints	12/30/2012	43	29	396	4	1
Steve Young	San Francisco 49ers	12/8/1996	41	27	393	3	2
Drew Brees	New Orleans Saints	1/1/2012	35	28	389	5	1
Brett Favre	Green Bay Packers	9/27/1998	45	27	388	5	3
Drew Brees	New Orleans Saints	12/28/2008	49	30	386	4	1
Kurt Warner	Arizona Cardinals	10/26/2008	49	35	381	2	1
Drew Brees	New Orleans Saints	1/7/2018	33	23	376	2	1
Gardner Minshew	Jacksonville Jaguars	10/6/2019	44	26	374	2	0
Kirk Cousins	Minnesota Vikings	10/17/2021	48	33	373	3	0
Patrick Mahomes	Kansas City Chiefs	11/8/2020	45	30	372	4	0
Aaron Rodgers	Green Bay Packers	11/8/2015	48	25	369	4	1
Matt Ryan	Atlanta Falcons	9/30/2012	40	25	369	3	1
Jameis Winston	Tampa Bay Buccaneers	12/24/2017	27	21	367	1	0
Russell Wilson	Seattle Seahawks	1/17/2016	48	31	366	3	2
Carson Palmer	Arizona Cardinals	10/30/2016	46	35	363	3	1
Joey Harrington	Atlanta Falcons	9/23/2007	44	31	361	2	0
Drew Brees	New Orleans Saints	10/9/2011	45	32	359	2	1
Daunte Culpepper	Minnesota Vikings	11/19/2000	29	22	357	3	0
Jared Goff	Detroit Lions	12/24/2022	42	25	355	3	0
Tom Brady	New England Patriots	2/1/2004	48	32	354	3	1
Jameis Winston	New Orleans Saints	9/25/2022	41	25	353	1	2
Andy Dalton	Cincinnati Bengals	9/23/2018	46	29	352	2	4
Kurt Warner	St. Louis Rams	12/5/1999	31	22	351	3	2
Drew Brees	New Orleans Saints	10/1/2006	38	28	349	1	0
Brian Griese	Tampa Bay Buccaneers	11/28/2004	39	27	347	2	1
Tony Banks	Washington Redskins	10/21/2001	30	17	346	1	1
Shaun King	Arizona Cardinals	11/21/2004	52	28	343	1	3
Ty Detmer	Philadelphia Eagles	10/27/1996	38	23	342	1	1
Matt Ryan	Atlanta Falcons	12/9/2012	49	34	342	2	1
Tom Brady	Tampa Bay Buccaneers	11/15/2020	39	28	341	3	0
Brad Johnson	Tampa Bay Buccaneers	9/14/2003	61	34	339	1	1
Russell Wilson	Seattle Seahawks	11/25/2018	31	22	339	2	0
Brad Johnson	Washington Redskins	10/3/1999	33	20	337	4	0
Steve Young	San Francisco 49ers	12/10/1995	45	31	336	2	1
Matthew Stafford	Detroit Lions	11/20/2011	36	28	335	5	2
Marc Bulger	St. Louis Rams	1/10/2004	46	27	332	0	3
Mark Sanchez	Philadelphia Eagles	11/10/2014	37	20	332	2	0
Ryan Tannehill	Tennessee Titans	11/3/2019	39	27	331	1	2
Justin Herbert	Los Angeles Chargers	9/27/2020	49	35	330	1	1

SINGLE-GAME BESTS

Drew Brees	New Orleans Saints	11/8/2009	35	24	330	1	1
Aaron Brooks	New Orleans Saints	12/2/2001	40	26	330	3	1
Ben Roethlisberger	Pittsburgh Steelers	11/8/2018	25	22	328	5	0
Elvis Grbac	San Francisco 49ers	11/5/1995	37	26	327	0	2
Joe Flacco	Baltimore Ravens	9/28/2014	31	22	327	3	0
Eli Manning	New York Giants	10/7/2018	36	22	326	2	2
Tom Brady	Tampa Bay Buccaneers	1/9/2022	37	29	326	3	0
Drew Brees	New Orleans Saints	9/16/2012	49	31	325	1	2
Jameis Winston	Tampa Bay Buccaneers	1/3/2016	47	29	325	0	2
Billy Joe Tolliver	New Orleans Saints	11/1/1998	48	24	325	2	2
Andy Dalton	Cincinnati Bengals	10/12/2014	43	33	323	2	2
Josh Freeman	Tampa Bay Buccaneers	12/6/2009	44	23	321	0	5
Brian Griese	Tampa Bay Buccaneers	12/26/2004	41	30	321	3	2
Jeff Garcia	Tampa Bay Buccaneers	12/8/2008	38	24	321	2	0
Matt Ryan	Atlanta Falcons	12/11/2011	38	22	320	4	0
Russell Wilson	Seattle Seahawks	9/8/2013	33	25	320	1	0
Ben Roethlisberger	Pittsburgh Steelers	12/23/2010	32	22	320	1	0
Matt Ryan	Atlanta Falcons	12/31/2017	45	28	317	1	0
Kirk Cousins	Washington Redskins	12/19/2016	47	32	315	0	1
Derek Carr	Oakland Raiders	11/27/2016	38	26	315	2	1
Chris Chandler	Atlanta Falcons	11/28/1999	42	24	315	4	0
Elvis Grbac	Kansas City Chiefs	12/10/2000	44	31	315	1	2
Matt Ryan	Atlanta Falcons	11/5/2017	38	24	313	2	1
Matt Ryan	Atlanta Falcons	12/8/2019	34	20	313	2	0
Drew Brees	New Orleans Saints	12/8/2013	42	30	313	4	0
Jeff Garcia	Philadelphia Eagles	12/4/2006	39	21	312	3	0
Matt Ryan	Atlanta Falcons	11/17/2019	31	21	311	1	0
Drew Brees	New Orleans Saints	11/24/2019	39	30	311	3	1
Ryan Tannehill	Miami Dolphins	11/24/2013	42	28	310	1	1
Carson Wentz	Philadelphia Eagles	10/21/2018	37	30	310	2	0
Jeff George	Atlanta Falcons	12/17/1995	53	29	310	2	2
Luke McCown	New Orleans Saints	9/27/2015	38	31	310	0	1
Kevin Kolb	Arizona Cardinals	9/11/2011	27	18	309	2	0
Brett Favre	Green Bay Packers	9/30/2001	39	25	308	3	2
Aaron Rodgers	Green Bay Packers	9/18/2011	30	19	308	2	0
Kirk Cousins	Minnesota Vikings	11/29/2020	45	34	307	3	0
Tom Brady	New England Patriots	10/1/2017	45	32	307	2	0
Josh McCown	New York Jets	11/26/2017	36	19	307	3	0
Jeff Garcia	San Francisco 49ers	10/22/2000	39	25	307	2	1
Matt Ryan	Atlanta Falcons	12/27/2015	30	23	306	1	0
Jeff Garcia	San Francisco 49ers	11/18/2001	54	34	305	3	2
Jeff George	Oakland Raiders	11/2/1997	38	24	304	2	1
Jeff Garcia	San Francisco 49ers	12/18/1999	46	29	303	2	1
Brett Favre	Green Bay Packers	10/3/2005	47	28	303	4	1
Brett Favre	Green Bay Packers	12/12/1999	38	26	302	2	1
Peyton Manning	Denver Broncos	11/11/2012	38	27	301	1	0
Joe Flacco	Baltimore Ravens	11/21/2010	33	24	301	1	0

ALL-TIME HONORS

ALL-TIME PRO BOWLS

- 7 Luke Kuechly (2019, 2018, 2017, 2016, 2015, 2014, 2013)
- 5 Ryan Kalil (2015, 2013, 2011, 2010, 2009)
Steve Smith (2011, 2008, 2006, 2005, 2001)
Julius Peppers (2009, 2008, 2006, 2005, 2004)
Wesley Walls (2001, 1999, 1998, 1997, 1996)
Michael Bates (2000, 1999, 1998, 1997, 1996)
- 5 Trai Turner (2019, 2018, 2017, 2016, 2015)
- 3 Thomas Davis (2017, 2016, 2015)
Greg Olsen (2016, 2015, 2014)
Mike Tolbert (2016, 2015, 2014)
Cam Newton (2015, 2013, 2011)
Jordan Gross (2013, 2010, 2008)
Jon Beason (2010, 2009, 2008)
Kris Jenkins (2006, 2003, 2002)
Todd Sauerbrun (2003, 2002, 2001)
- 2 Brian Burns (2021, 2022)
Muhsin Muhammad (2004, 1999)
Kawann Short (2018, 2015)
- 1 Christian McCaffrey (2019)
Graham Gano (2017)
Josh Norman (2015)
Jonathan Stewart (2015)
Greg Hardy (2013)
J.J. Jansen (2013)
DeAngelo Williams (2009)
Jake Delhomme (2005)
Mike Wahle (2005)
Mark Fields (2004)
Dan Morgan (2004)
Stephen Davis (2003)
Mike Rucker (2003)
Steve Beurlein (1999)
Kevin Greene (1998)
Kerry Collins (1996)
Eric Davis (1996)
John Kasay (1996)
Lamar Lathon (1996)
Sam Mills (1996)

ALL-TIME ASSOCIATED PRESS ALL-PRO

- 7 Luke Kuechly (2019, 2018, 2017, 2016, 2015, 2014, 2013)
- 5 Ryan Kalil (2015, 2013, 2011, 2010, 2009)
Steve Smith (2011, 2008, 2006, 2005, 2001)
Julius Peppers (2010, 2009, 2008, 2006, 2004)
- 3 Todd Sauerbrun (2003, 2002, 2001)
- 2 Christian McCaffrey (2019, 2018)
Greg Olsen (2016, 2015)
Mike Tolbert (2015, 2013)
Jon Beason (2009, 2008)
Kris Jenkins (2003, 2002)
Wesley Walls (1999, 1997)
- 1 Daryl Williams (2017)
Andrew Norwell (2017)
Thomas Davis (2015)
Cam Newton (2015)
Josh Norman (2015)
Kawann Short (2015)
Greg Hardy (2013)
Jordan Gross (2008)
DeAngelo Williams (2008)
Musin Muhammad (2004)

ALL-TIME HONORS

2022

BRIAN BURNS (DE)
Pro Bowl; PFWA All-NFC

JOHNNY HEKKER (P)
PFWA All-NFC

2021

BRIAN BURNS (DE)
Pro Bowl

STEPHON GILMORE (CB)
Pro Bowl (played as alternate)

2020

TEDDY BRIDGEWATER (QB)
Art Rooney Sportsmanship Award Winner

DERRICK BROWN (DT)
PFWA All-Rookie Team

JEREMY CHINN (LB/S)
PFWA All-Rookie Team

2019

Luke Kuechly (LB)
AP All-Pro Second Team; Pro Bowl

CHRISTIAN MCCAFFREY (RB)
AP All-Pro First Team (two positions: RB and flex); Pro Bowl; PFWA All-NFL Team; PFWA All-NFC Team; Sporting News All-Pro First Team; NFL Fantasy Player of the Year

TRAI TURNER (RG)
Pro Bowl (played as alternate)

2018

LUKE KUECHLY (LB)
AP All-Pro First Team; Pro Bowl; Sporting News All-Pro

CHRISTIAN MCCAFFREY (RB)
AP All-Pro Second Team

DJ MOORE (WR)
PFWA All-Rookie Team

KAWANN SHORT (DT)
Pro Bowl (played as alternate)

TRAI TURNER (G)
Pro Bowl

2017

THOMAS DAVIS (LB)
Pro Bowl (played as alternate)

GRAHAM GANO (K)
Pro Bowl (played as alternate)

LUKE KUECHLY (LB)
AP All-Pro First Team; Pro Bowl; PFWA All-NFC; Sporting News All-Pro

ANDREW NORWELL (G)
AP All-Pro First Team

TRAI TURNER (G)
Pro Bowl (played as alternate)

DARYL WILLIAMS (T)
AP All-Pro Second Team

2016

THOMAS DAVIS (LB)
Pro Bowl

LUKE KUECHLY (LB)
AP All-Pro Second Team; Pro Bowl; Sporting News All-Pro

GREG OLSEN (TE)
AP All-Pro Second-Team; Pro Bowl; PFWA All-NFC

MIKE TOLBERT (FB)
Pro Bowl

TRAI TURNER (G)
Pro Bowl (played as alternate)

2015

DAVE GETTLEMAN (GENERAL MANAGER)
Sporting News NFL Executive of the Year; Sports Illustrated Executive of the Year

RON RIVERA (HEAD COACH)
AP NFL Coach of the Year; PFWA NFL Coach of the Year; Sporting News NFL Coach of the Year; Sports Illustrated NFL Coach of the Year; Maxwell Club - Coach of the Year

THOMAS DAVIS (LB)
AP All-Pro First Team; Pro Bowl; PFWA All-NFC; NFLPA Byron "Whizzer" White Award; The Bart Starr Award

RYAN KALIL (C)
AP All-Pro First-Team; Pro Bowl; PFWA All-NFL; PFWA All-NFC; Sporting News All-Pro

LUKE KUECHLY (LB)
AP All-Pro First-Team; Pro Bowl; PFWA All-NFL; PFWA All-NFC; Sporting News All-Pro

CAM NEWTON (QB)
AP NFL MVP; AP NFL Offensive Player of the Year; AP All-Pro First Team; Pro-Bowl; PFWA NFL MVP; PFWA NFL Offensive Player of the Year; PFWA All-NFL; PFWA All-NFC; Sporting News NFL Offensive Player of the Year; Sporting News All-Pro; Sports Illustrated NFL MVP; Maxwell Club - Player of the Year

JOSH NORMAN (CB)
AP All-Pro First-Team; Pro Bowl; PFWA All-NFL; PFWA All-NFC; PFWA NFL Co-Most Improved Player; Sporting News All-Pro

GREG OLSEN (TE)
AP All-Pro Second-Team; Pro Bowl; PFWA All-NFC

KAWANN SHORT (DT)
AP All-Pro Second-Team; Pro Bowl; PFWA All-NFC

JONATHAN STEWART (RB)
Pro Bowl

ALL-TIME HONORS

MIKE TOLBERT (FB)

AP All-Pro First-Team; Pro Bowl

TRAI TURNER (G)

Pro Bowl

2014

THOMAS DAVIS (LB)

NFL Walter Payton Man of the Year

KONY EALY (DE)

PFWA All-Rookie

LUKE KUECHLY (LB)

Pro Bowl; AP All-Pro First Team; PFWA All-NFL; PFWA All-NFC; Sporting News All-Pro; Sports Illustrated All-Pro

GREG OLSEN (TE)

Pro Bowl; PFWA All-NFC

2013

RON RIVERA (HEAD COACH)

AP Coach of the Year; PFW/PFWA Coach of the Year; Sporting News Coach of the Year; Sports Illustrated (Peter King) Co-Coach of the Year

SEAN MCDERMOTT (DEFENSIVE COORDINATOR)

Sporting News Coordinator of the Year

JORDAN GROSS (T)

Pro Bowl (played as alternate)

GREG HARDY (DE)

Pro Bowl; AP All-Pro Second Team; PFW/PFWA All-NFC; Sporting News All-Pro

J.J. JANSEN (LS)

Pro Bowl (selected as need player)

RYAN KALIL (C)

Pro Bowl; AP All-Pro First Team; PFW/PFWA All-NFL; PFW/PFWA All-NFC; Sporting News All-Pro

LUKE KUECHLY (LB)

AP Defensive Player of the Year; Sporting News Defensive Player of the Year; Pro Bowl; AP All-Pro First Team; PFW/PFWA All-NFL; PFW/PFWA All-NFC; Sporting News All-Pro; Sporting News All-Pro

STAR LOTULELEI (DT)

PFW/PFWA All-Rookie

CAM NEWTON (QB)

Pro Bowl

KAWANN SHORT (DT)

PFW/PFWA All-Rookie

MIKE TOLBERT (FB)

Pro Bowl; AP All-Pro First Team; Sporting News All-Pro

2012

LUKE KUECHLY (LB)

AP Defensive Rookie of the Year; PFW/PFWA All-Rookie; PFW/PFWA Defensive Rookie of the Year

AMINI SILATOLU (G)

PFW/PFWA All-Rookie

2011

RYAN KALIL (C)

Pro Bowl; AP All-Pro Second Team

CAM NEWTON (QB)

Pro Bowl (played as alternate); AP Offensive Rookie of the Year; PFW/PFWA All-Rookie; PFW/PFWA Rookie of the Year; PFW/PFWA Offensive Rookie of the Year; Sporting News Rookie of the Year; Sports Illustrated Offensive Rookie of the Year; Pepsi Rookie of the Year

STEVE SMITH (WR)

Pro Bowl

2010

JON BEASON (LB)

Pro Bowl (played as alternate)

JORDAN GROSS (OT)

Pro Bowl

RYAN KALIL (C)

Pro Bowl

2009

JON BEASON (LB)

Pro Bowl; AP All-Pro Second Team

RYAN KALIL (C)

Pro Bowl

JULIUS PEPPERS (DE)

Pro Bowl; AP All-Pro Second Team

DEANGELO WILLIAMS (RB)

Pro Bowl

2008

JON BEASON (LB)

Pro Bowl; AP All-Pro First Team

JORDAN GROSS (OT)

Pro Bowl; AP All-Pro First Team; PFW/PFWA All-Pro Team; PFW/PFWA All-NFC Team; Sporting News All-Pro Team

JULIUS PEPPERS (DE)

Pro Bowl; AP All-Pro Second Team; Sporting News All-Pro Team

STEVE SMITH (WR)

Pro Bowl

DEANGELO WILLIAMS (RB)

AP All-Pro Second Team; PFW/PFWA Most Improved

2007

JON BEASON (LB)

PFW/PFWA All-Rookie Team

2006

KRIS JENKINS (DT)

Pro Bowl

ALL-TIME HONORS

RICHARD MARSHALL (CB)

PFW/PFWA All-Rookie Team

JULIUS PEPPERS (DE)

Pro Bowl; AP All-Pro First Team; PFW/PFWA All-Pro Team; PFW/PFWA All-NFC Team; Sporting News All-Pro Team; USA Today Sports Weekly All-Pro Team

STEVE SMITH (WR)

Pro Bowl

2005

JAKE DELHOMME (QB)

Pro Bowl

KEN LUCAS (CB)

Sports Illustrated All-Pro Team

JULIUS PEPPERS (DE)

Pro Bowl

STEVE SMITH (WR)

Pro Bowl; AP Co-Comeback Player of the Year; Pro Football Weekly/PFWA Comeback Player of the Year; AP All-Pro First Team; Sports Illustrated All-Pro Team; PFW/PFWA All-Pro Team; PFW/PFWA All-NFC Team; Sporting News All-Pro Team; All-NFL Team

MIKE WAHLE (G)

Pro Bowl; PFW/PFWA All-NFC Team

2004

MARK FIELDS (LB)

Pro Bowl (played as alternate)

CHRIS GAMBLE (CB)

Pro Football Weekly All-Rookie

JORDAN GROSS (OT)

Football Digest All-Pro Second Team

DAN MORGAN (LB)

Pro Bowl; Pro Football Weekly All-NFC

MUHSIN MUHAMMAD (WR)

Pro Bowl; AP All-Pro First Team; College & Pro Football Weekly All-Pro; Football Digest All-Pro Second Team; Football Weekly All-NFL; Pro Football Weekly All-NFC

JULIUS PEPPERS (DE)

Pro Bowl; AP All-Pro First Team; College & Pro Football Weekly All-Pro; Football Digest All-Pro; Pro Football Weekly All-NFL; Pro Football Weekly All-NFC; The Sporting News All-Pro

2003

STEPHEN DAVIS (RB)

Pro Bowl

JORDAN GROSS (T)

Sports Illustrated All-Pro; Pro Football Weekly All-Rookie

KRIS JENKINS (DT)

Pro Bowl; AP All-Pro First Team; Pro Football Weekly All-NFL; Pro Football Weekly All-NFC; Football Digest All-Pro; The Sporting News All-Pro

MIKE MINTER (S)

Football Digest All-Pro Second-Team

MIKE RUCKER (DE)

Pro Bowl; Sports Illustrated All-Pro; Football Digest All-Pro Second-Team

TODD SAUERBRUN (P)

Pro Bowl; AP All-Pro Second Team; Pro Football Weekly All-NFC; Football Digest All-Pro; The Sporting News All-Pro

2002

KRIS JENKINS (DT)

Pro Bowl (played as alternate); AP All-Pro First Team; Football Digest All-Pro Second Team

JULIUS PEPPERS (DE)

AP Defensive Rookie of the Year; Sports Illustrated Defensive Rookie of the Year; Pro Football Weekly Defensive Rookie of the Year; Football Digest Defensive Rookie of the Year; Pro Football Weekly All-Rookie

TODD SAUERBRUN (P)

Pro Bowl; AP All-Pro First Team; Sports Illustrated All-Pro; Pro Football Weekly All-Pro; Football Digest All-Pro; The Sporting News All-Pro

2001

DAN MORGAN (LB)

Pro Football Weekly All-Rookie

TODD SAUERBRUN (P)

Pro Bowl; Pro Football Weekly/PFWA Golden Toe; The Sporting News All-Pro; College & Pro Football NewsWeekly All-Pro First Team; AP All-Pro First Team; Sports Illustrated All-Pro (Dr. Z); Pro Football Weekly All-NFL; Pro Football Weekly All-NFC; Football News All-NFC

STEVE SMITH (KR)

Pro Bowl; The Sporting News All-Pro; Football News All-NFL Rookie; Football News All-NFC; AP All-Pro First Team; Sports Illustrated All-Pro (Dr. Z); Pro Football Weekly All-NFL; Pro Football Weekly All-Rookie; Pro Football Weekly All-NFC; Football Digest All-Pro First Team

WESLEY WALLS (TE)

Pro Bowl; Pro Football Weekly All-NFC

CHRIS WEINKE (QB)

Football News All-NFL Rookie; Pro Football Weekly All-Rookie

2000

MICHAEL BATES (KR)

Pro Bowl (as special teamer); Pro Football Weekly All-NFL (as special teamer); Pro Football Weekly All-NFC (as special teamer); Football Digest All-Pro First Team (as special teamer)

JENO JAMES (OL)

Pro Football Weekly All-Rookie

LESTER TOWNS (LB)

Football Digest Top 16 Rookie

ALL-TIME HONORS

1999

MICHAEL BATES (KR)

Pro Bowl (as special teamer); Pro Football Weekly All-NFL (as special teamer); Pro Football Weekly All-NFC (as special teamer)

STEVE BEUERLEIN (QB)

Pro Bowl

MUHSIN MUHAMMAD (WR)

Pro Bowl

CHRIS TERRY (T)

College and Pro Football Newsweekly All-Rookie; Football Digest All-Rookie; Football News All-Rookie; Pro Football Weekly All-Rookie

WESLEY WALLS (TE)

Pro Bowl; AP All-Pro Second Team; College and Pro Football Newsweekly Second Team; Football News All-NFC; Pro Football Weekly All-NFC

1998

MICHAEL BATES (KR)

Pro Bowl (as special teamer); Pro Football Weekly All-NFC (as special teamer)

KEVIN GREENE (LB)

Pro Bowl; All-Madden

JASON PETER (DE)

College and Pro Football Weekly All-Rookie

WESLEY WALLS (TE)

Pro Bowl; Football News All-NFC

1997

MICHAEL BATES (KR)

Pro Bowl; Sports Illustrated All-Pro (Dr. Z); Pro Football Weekly; All-NFL; Pro Football Weekly All-NFC; Sporting News All-Pro; Football News All-NFC; Football Digest All-NFL

WESLEY WALLS (TE)

Pro Bowl; Second-Team All-Pro; All-Madden; Pro Football Weekly All-NFC

RAE CARRUTH (WR)

Pro Football Weekly All-Rookie; College and Pro Football News All-Rookie; Football News All-Rookie

KEN WALTER (P)

Pro Football Weekly All-Rookie; College and Pro Football News All-Rookie; Football News All-Rookie

1996

DOM CAPERS (HEAD COACH)

Pro Football Weekly/PFWA Coach of the Year; AP Coach of the Year; UPI NFC Coach of the Year; The Sporting News Coach of the Year; Football News Coach of the Year; Sports Illustrated Coach of the Year; USA Today Coach of the Year; College and Pro Football Newsweekly Coach of the Year; Maxwell Club Coach of the Year (Earle "Greasy" Neale Trophy)

BILL POLIAN (GENERAL MANAGER)

The Sporting News Executive of the Year; Pro Football Weekly Executive of the Year

MICHAEL BATES (KR)

Pro Bowl; AP All-Pro First Team; College and Pro Football Newsweekly All-Pro; Football News All-Pro; Pro Football Weekly/PFWA All-Pro; Football Digest All-Pro; Football News All-Pro; USA Today All-Pro

KERRY COLLINS (QB)

Pro Bowl (played as alternate)

NORBERTO DAVIDDS-GARRIDO (T)

Football News All-Rookie

ERIC DAVIS (CB)

Pro Bowl

KEVIN GREENE (LB)

Pro Bowl; Newspaper Enterprise Assn. Defensive Player of the Year (George Halas Award); UPI Defensive Player of the Year; AP All-Pro First Team; All Madden; College and Pro Football Newsweekly All-Pro; Football Digest All-Pro; Pro Football Weekly/PFWA All-Pro; UPI All-NFC; Football News All-NFC.

JOHN KASAY (K)

Pro Bowl; UPI All-Pro; Football News All-NFC

GREG KRAGEN (NT)

All-Madden

LAMAR LATHON (LB)

Pro Bowl; All-Madden; UPI All-NFC

SAM MILLS (LB)

Pro Bowl; AP All-Pro First Team; All-Madden; Sports Illustrated All-Pro; Pro Football Weekly/PFWA All-Pro; Football News All-NFC

WESLEY WALLS (TE)

Pro Bowl; All-Madden; Football News All-NFC; UPI All-NFC

1995

DOM CAPERS (HEAD COACH)

Pro Football Weekly/PFWA Coach of the Year

BILL POLIAN (GENERAL MANAGER)

The Sporting News Executive of the Year

BLAKE BROCKERMEYER (T)

Pro Football Weekly/PFWA All-Rookie; College and Pro Football Newsweekly All-Rookie

KERRY COLLINS (QB)

College and Pro Football Newsweekly All-Rookie; Football News All-Rookie; Pro Football Weekly/PFWA All-Rookie

TYRONE POOLE (CB)

All-Madden; College and Pro Football Newsweekly All-Rookie; Pro Football Weekly/PFWA All-Rookie

CURTIS WHITLEY (C)

Sports Illustrated All-Pro (Dr. Z)

PLAYERS OF THE WEEK/MONTH

2022

PLAYER OF THE WEEK

DE	Brian Burns	Week 12 vs Denver	Defense
K	Eddy Pineiro	Week 14 at Seattle	Special Teams
RB	D'Onta Foreman	Week 16 vs Detroit	Offense

2021

PLAYER OF THE WEEK

K	Zane Gonzalez	Week 8 at Atlanta	Special Teams
K	Zane Gonzalez	Week 10 at Arizona	Special Teams

2020

PLAYER OF THE WEEK

P	Joe Charlton	Week 16 at Washington	NFC Special Teams
---	--------------	-----------------------	-------------------

PLAYER OF THE MONTH

LB/S	Jeremy Chinn	October, November	Defense (Rookie)
------	--------------	-------------------	------------------

2019

PLAYER OF THE WEEK

K	Joey Slye	Week 4 at Houston	NFC Special Teams
---	-----------	-------------------	-------------------

PLAYER OF THE MONTH

DE	Brian Burns	September	Defense (Rookie)
RB	Christian McCaffrey	September	Offense

2018

PLAYER OF THE WEEK

DE	Efe Obada	Week 3 vs Cincinnati	Defense
K	Graham Gano	Week 5 vs New York Giants	Special Teams

PLAYER OF THE MONTH

K	Graham Gano	October	Special Teams
---	-------------	---------	---------------

2017

PLAYER OF THE WEEK

DE	Julius Peppers	Week 4 at New England	Defense
QB	Cam Newton	Week 10 vs Miami	Offense
LB	Luke Kuechly	Week 12 at New York Jets	Defense
RB	Jonathan Stewart	Week 14 vs Minnesota	Offense
WR	Damiere Byrd	Week 16 vs Tampa Bay	Special Teams

2016

PLAYER OF THE WEEK

DT	Star Lotulelei	Week 8 vs Arizona	Defense
----	----------------	-------------------	---------

2015

PLAYER OF THE WEEK

CB	Josh Norman	Week 4 at Tampa Bay	Defense
DT	Kawann Short	Week 6 at Seattle	Defense
QB	Cam Newton	Week 9 vs Green Bay	Offense
QB	Cam Newton	Week 11 vs Washington	Offense
LB	Luke Kuechly	Week 12 at Dallas	Defense
QB	Cam Newton	Week 13 at New Orleans	Offense
QB	Cam Newton	Week 15 at New York Giants	Offense
QB	Cam Newton	Week 17 vs Tampa Bay	Offense

PLAYER OF THE MONTH

CB	Josh Norman	September	Defense
DT	Kawann Short	October	Defense
K	Graham Gano	November	Special Teams
DT	Kawann Short	December	Defense

2014

PLAYER OF THE WEEK

QB	Cam Newton	Week 14 at New Orleans	Offense
S	Roman Harper	Week 17 at Atlanta	Defense

ROOKIE OF THE MONTH

WR	Kelvin Benjamin	September	Offense
----	-----------------	-----------	---------

2013

PLAYER OF THE WEEK

DE	Greg Hardy	Week 3 vs New York Giants	Defense
LB	Thomas Davis	Week 6 at Minnesota	Defense
LB	Luke Kuechly	Week 10 at San Francisco	Defense
LB	Luke Kuechly	Week 16 vs New Orleans	Defense
DE	Greg Hardy	Week 17 at Atlanta	Defense

PLAYER OF THE MONTH

LB	Thomas Davis	November	Defense
P	Brad Nortman	December	Special Teams

PLAYERS OF THE WEEK/MONTH

2012

PLAYER OF THE WEEK

QB	Cam Newton	Week 12 at Philadelphia	Offense
LB	Luke Kuechly	Week 14 vs Atlanta	Defense

ROOKIE OF THE MONTH

LB	Luke Kuechly	December	Defense
----	--------------	----------	---------

2011

PLAYER OF THE WEEK

WR	Kealoha Pilares	Week 11 at Detroit	Special Teams
QB	Cam Newton	Week 13 at Tampa Bay	Offense

ROOKIE OF THE MONTH

QB	Cam Newton	September	Offense
----	------------	-----------	---------

2009

PLAYER OF THE WEEK

P	Jason Baker	Week 5 vs Washington	Special Teams
DE	Julius Peppers	Week 8 at Arizona	Defense
RB	Jonathan Stewart	Week 15 vs Minnesota	Offense
LB	Jon Beason	Week 16 at New York Giants	Defense

2008

PLAYER OF THE WEEK

QB	Jake Delhomme	Week 4 vs Atlanta	Offense
RB	DeAngelo Williams	Week 14 vs Tampa Bay	Offense

PLAYER OF THE MONTH

LB	Jon Beason	October	Defense
DE	Julius Peppers	November	Defense
RB	DeAngelo Williams	December	Offense

2007

ROOKIE OF THE MONTH

QB	Matt Moore	December	Offense
----	------------	----------	---------

2006

PLAYER OF THE WEEK

K	John Kasay	Week 3 at Tampa Bay	Special Teams
DE	Julius Peppers	Week 10 vs Tampa Bay	Defense
DE	Mike Rucker	Week 11 vs St. Louis	Defense

PLAYER OF THE MONTH

DE	Julius Peppers	October	Defense
----	----------------	---------	---------

2005

PLAYER OF THE WEEK

DE	Mike Rucker	Week 9 at Tampa Bay	Defense
RB	DeShaun Foster	Week 13 vs Atlanta	Offense

PLAYER OF THE MONTH

WR	Steve Smith	October	Offense
----	-------------	---------	---------

2004

PLAYER OF THE WEEK

RB	Nick Goings	Week 11 vs Arizona	Offense
K	John Kasay	Week 13 at New Orleans	Special Teams
LB	Dan Morgan	Week 14 vs St. Louis	Defense

PLAYER OF THE MONTH

DE	Julius Peppers	November	Defense
----	----------------	----------	---------

2003

PLAYER OF THE WEEK

RB	Stephen Davis	Week 2 at Tampa Bay	Offense
RB	Stephen Davis	Week 5 vs New Orleans	Offense
RB	Stephen Davis	Week 8 at New Orleans	Offense
K	John Kasay	Week 15 at Arizona	Special Teams
CB	Ricky Manning, Jr.	Divisional Playoffs at St. Louis (NFL)	Defense
CB	Ricky Manning, Jr.	NFC Championship at Philadelphia (NFL)	Defense

PLAYER OF THE MONTH

K	John Kasay	October	Special Teams
DE	Mike Rucker	September	Defense

2002

PLAYER OF THE WEEK

S	Deon Grant	Week 3 at Minnesota	Defense
PR	Steve Smith	Week 14 vs Cincinnati	Special Teams
CB	Terry Cousin	Week 17 at New Orleans	Defense

PLAYER OF THE MONTH

DE	Mike Rucker	September	Defense
----	-------------	-----------	---------

ROOKIE OF THE MONTH

DE	Julius Peppers	October	Defense
----	----------------	---------	---------

PLAYERS OF THE WEEK/MONTH

2001

PLAYER OF THE WEEK

P Todd Sauerbrun Week 6 at Washington Special Teams

PLAYER OF THE MONTH

P Todd Sauerbrun December Special Teams

2000

PLAYER OF THE WEEK

K Joe Nedney Week 6 vs Seattle Special Teams

K Joe Nedney Week 10 at St. Louis Special Teams

CB Jimmy Hitchcock Week 14 vs St. Louis Defense

1999

PLAYER OF THE WEEK

LB Kevin Greene Week 9 vs Philadelphia Defense

QB Steve Beuerlein Week 14 at Green Bay Offense

PLAYER OF THE MONTH

WR Patrick Jeffers December Offense

1998

PLAYER OF THE WEEK

KR Michael Bates Week 17 at Indianapolis Special Teams

1997

PLAYER OF THE WEEK

K John Kasay Week 2 at Atlanta Special Teams

P Ken Walter Week 3 at San Diego Special Teams

CB Eric Davis Week 8 at New Orleans Defense

RB Fred Lane Week 10 vs Oakland Offense

1996

PLAYER OF THE WEEK

K John Kasay Week 1 vs Atlanta Special Teams

K John Kasay Week 2 at New Orleans Special Teams

S Pat Terrell Week 11 vs New York Giants Defense

RB AnthonyJohnson Week 12 at St. Louis Offense

QB Kerry Collins Week 15 vs San Francisco Offense

LB Sam Mills Divisional Playoffs vs Dallas (NFL) Defense

PLAYER OF THE MONTH

K John Kasay September Special Teams

LB Sam Mills November Defense

1995

PLAYER OF THE WEEK

LB Sam Mills Week 7 vs New York Jets Defense

PLAYER OF THE MONTH

LB Sam Mills November Defense

THE LAST TIME

500 YARDS TOTAL OFFENSE

By Panthers:	548 vs. Miami 11/13/17
Playoffs:	Has never happened
By Opponents:	571 vs. Minnesota 10/17/21
Playoffs:	Has never happened

400 YARDS TOTAL OFFENSE

By Panthers:	407 at Houston 9/23/21
Playoffs:	467 vs. Arizona 1/24/16
By Opponents:	409 at Tampa Bay 1/9/22
Playoffs:	410 at New Orleans 1/7/18

200 YARDS RUSHING OFFENSE

By Panthers:	203 at Atlanta 10/31/21
Playoffs:	223 at New York Giants 1/8/06
By Opponents:	245 at Dallas 10/3/21
Playoffs:	201 at Green Bay 1/12/97

300 YARDS PASSING IN A GAME BY A PLAYER

By Panthers:	301, Sam Darnold at Dallas 10/3/21
Playoffs:	335, Cam Newton vs. Arizona 1/24/16
By Opponents:	326, Tom Brady at Tampa Bay 1/9/22
Playoffs:	376, Drew Brees at New Orleans 1/7/18

400 YARDS PASSING IN A GAME BY A PLAYER

By Panthers:	432, Cam Newton vs. Green Bay 9/18/11
Playoffs:	Has never happened
By Opponents:	400, James Winston at Tampa Bay (London) 10/13/19
Playoffs:	Has never happened

3 TOUCHDOWN PASSES IN A GAME BY A PLAYER

By Panthers:	Kyle Allen at New Orleans 11/24/19
Playoffs:	Jake Delhomme at Chicago 1/15/06
By Opponents:	Tom Brady at Tampa Bay 1/9/22
Playoffs:	Russell Wilson vs. Seattle 1/17/16

4 TOUCHDOWN PASSES IN A GAME BY A PLAYER

By Panthers:	Kyle Allen at Arizona 9/22/19
Playoffs:	Has never happened
By Opponents:	Dak Prescott at Dallas 10/3/21
Playoffs:	Has never happened

5 TOUCHDOWN PASSES IN A GAME BY A PLAYER

By Panthers:	Cam Newton at New York Giants 12/20/15
Playoffs:	Has never happened
By Opponents:	Ben Roethlisberger at Pittsburgh 11/8/18
Playoffs:	Has never happened

100 YARDS RECEIVING IN A GAME BY A PLAYER

By Panthers:	103, DJ Moore at Miami 11/28/21
Playoffs:	107, Greg Olsen and 101, Christian McCaffrey at New Orleans 1/7/18
By Opponents:	137, Rob Gronkowski at Tampa Bay 1/9/22
Playoffs:	131 Michael Thomas and 115 Ted Ginn Jr. at New Orleans 1/7/18

200 YARDS RECEIVING IN A GAME BY A PLAYER

By Panthers:	201, Steve Smith vs. Minnesota 10/30/05
Playoffs:	218, Steve Smith at Chicago 1/15/06
By Opponents:	300, Julio Jones at Atlanta 10/2/16
Playoffs:	Has never happened

100 YARDS RECEIVING IN A GAME BY TWO PLAYERS

By Panthers:	118, Curtis Samuel and 101, DJ Moore vs. New Orleans 1/3/21
Playoffs:	107, Greg Olsen and 101, Christian McCaffrey at New Orleans 1/7/18
By Opponents:	159, Travis Kelce and 113, Tyreek Hill at Kansas City 11/8/20
Playoffs:	Has never happened

100 YARDS RECEIVING IN A GAME BY TWO PLAYERS AND 100 YARDS RUSHING BY A PLAYER

By Panthers:	122, Greg Olsen and 108, Kelvin Benjamin; and 100, Fozzy Whittaker vs. San Francisco 9/18/16
Playoffs:	135, Steve Smith and 103, Mухsin Muhammad and 104, Stephen Davis vs. Dallas 1/3/04
By Opponents:	138, Cris Carter and 106, Randy Moss; and 103, Robert Smith at Minnesota 11/19/00
Playoffs:	Has never happened

100 YARDS RECEIVING IN A GAME BY TWO PLAYERS, 100 YARDS RUSHING BY A PLAYER AND 300 YARDS PASSING BY A PLAYER IN A GAME

By Panthers:	122, Greg Olsen and 108, Kelvin Benjamin; 100, Fozzy Whittaker; and 353, Cam Newton vs. San Francisco 9/18/16
Playoffs:	Has never happened
By Opponents:	138, Chris Carter and 106, Randy Moss; 103, Robert Smith; and 357, Daunte Culpepper at Minnesota 11/19/00
Playoffs:	Has never happened

100 YARDS RECEIVING AND 100 YARDS RUSHING BY SAME PLAYER IN A GAME

By Panthers:	Christian McCaffrey (125 rush, 112 receiving) vs. Seattle 11/25/18
Playoffs:	Has never happened
By Opponents:	Has never happened
Playoffs:	Has never happened

50 YARDS RECEIVING, 50 YARDS RUSHING, 50 YARDS PASSING BY SAME PLAYER IN A GAME

By Panthers:	Christian McCaffrey (53 rush, 67 receiving, 50 passing) vs. New Orleans 12/17/18
Playoffs:	Has never happened
By Opponents:	Has never happened
Playoffs:	Has never happened

3 TOUCHDOWN RECEPTIONS IN A GAME BY A PLAYER

By Panthers:	Steve Smith vs. Houston 9/16/07
Playoffs:	Has never happened
By Opponents:	Hakeem Nicks at New York Giants 9/12/10
Playoffs:	Has never happened

100 YARDS RUSHING IN A GAME BY A PLAYER

By Panthers:	101, Chuba Hubbard vs. Philadelphia 10/10/21
Playoffs:	106, Jonathan Stewart vs. Seattle 1/17/16
By Opponents:	140, Dalvin Cook vs. Minnesota 10/17/21
Playoffs:	132, Shaun Alexander at Seattle 1/22/06

100 YARDS RUSHING IN A GAME BY TWO PLAYERS

By Panthers:	152, DeAngelo Williams and 110, Jonathan Stewart at Tampa Bay 10/18/09
Playoffs:	Has never happened
By Opponents:	147, Le'Veon Bell and 118, LeGarrette Blount vs. Pittsburgh 9/21/14
Playoffs:	Has never happened

100 YARDS RUSHING IN A GAME BY TWO PLAYERS AND 100 YARDS RECEIVING BY A PLAYER

By Panthers:	186, DeAngelo Williams and 115, Jonathan Stewart and 117, Steve Smith vs. Tampa Bay 12/8/08
Playoffs:	Has never happened
By Opponents:	Has never happened
Playoffs:	Has never happened

200 YARDS RUSHING IN A GAME BY A PLAYER

By Panthers:	210, DeAngelo Williams at New Orleans 12/30/12
Playoffs:	Has never happened
By Opponents:	205, Matt Forte at Chicago 10/2/11
Playoffs:	Has never happened

THE LAST TIME

3 TOUCHDOWNS RUSHING IN A GAME BY A PLAYER

By Panthers:	D'Onta Foreman at Atlanta 10/30/22
Playoffs:	Has never happened
By Opponents:	Joe Mixon at Cincinnati 11/6/22
Playoffs:	Has never happened

4 TOUCHDOWNS RUSHING IN A GAME BY A PLAYER

By Panthers:	DeAngelo Williams at NY Giants 12/21/08
Playoffs:	Has never happened
By Opponents:	Joe Mixon at Cincinnati 11/6/22
Playoffs:	Has never happened

2 INTERCEPTIONS IN A GAME BY A PLAYER

By Panthers:	James Bradberry at Tampa Bay (London) 10/13/19
Playoffs:	Kurt Coleman vs. Arizona 1/24/16
By Opponents:	J.C. Jackson vs. New England 11/7/21
Playoffs:	Has never happened

3 INTERCEPTIONS IN A GAME BY A PLAYER

By Panthers:	Deon Grant at Minnesota 9/22/02
Playoffs:	Ricky Manning at Philadelphia 1/18/04
By Opponents:	Andrew Adams at Tampa Bay 12/2/18
Playoffs:	Has never happened

3 OR MORE SACKS IN A GAME BY A PLAYER

By Panthers:	3, Mario Addison at Arizona 9/22/19
Playoffs:	3, Kony Ealy vs. Denver 2/7/16
By Opponents:	3.5, Cam Jordan at New Orleans 1/2/22
Playoffs:	Has never happened

PUNT RETURNED FOR A TOUCHDOWN IN A GAME BY A PLAYER

By Panthers:	60, Kaelin Clay at New York Jets 11/26/17
Playoffs:	59, Steve Smith at Seattle 1/22/06
By Opponents:	83, Dontae Spencer vs. Denver 12/13/20
Playoffs:	Has never happened

2 PUNTS RETURNED FOR A TOUCHDOWN IN A GAME BY A PLAYER

By Panthers:	87, 61 Steve Smith vs. Cincinnati 12/8/02
Playoffs:	Has never happened
By Opponents:	84, 71 Nyheim Hines at Indianapolis 12/22/19
Playoffs:	Has never happened

KICKOFF RETURNED FOR A TOUCHDOWN IN A GAME BY A PLAYER

By Panthers:	103, Damiere Byrd vs. Tampa Bay 12/24/17
Playoffs:	Has never happened
By Opponents:	99, Andre Roberts vs. Washington 11/22/15
Playoffs:	Has never happened

INTERCEPTION RETURNED FOR A TOUCHDOWN IN A GAME BY A PLAYER

By Panthers:	30, Donte Jackson at Los Angeles 10/16/22
Playoffs:	22, Luke Kuechly vs. Arizona 1/24/16
By Opponents:	28, Lorenzo Carter at Atlanta 10/30/22
Playoffs:	90, Kam Chancellor at Seattle 1/10/15

FUMBLE RETURNED FOR A TOUCHDOWN IN A GAME BY A PLAYER

By Panthers:	Marquis Hayes Sr. vs. New Orleans 9/25/22
Playoffs:	Has never happened
By Opponents:	Eddie Jackson at Chicago 10/22/17
Playoffs:	Malik Jackson vs. Denver 2/7/16

TWO DEFENSIVE RETURNS FOR TOUCHDOWN IN A GAME

By Panthers:	Jeremy Chinn at Minnesota 11/29/20
Playoffs:	Has never happened
By Opponents:	Eddie Jackson 75-yard fumble return, Eddie Jackson 76-yard interception return at Chicago 10/22/17
Playoffs:	Has never happened

PUNT BLOCKED

By Panthers:	Frankie Luva blocks Jordan Berry, returned for a touchdown by Kenny Robinson vs. Minnesota 10/17/21
Playoffs:	Has never happened
By Opponents:	Duke Riley blocks Lachlan Edwards, returned for touchdown by Justin Coleman at Miami 11/28/21
Playoffs:	Has never happened

PUNT BLOCKED FOR A TOUCHDOWN

By Panthers:	Frankie Luva blocks Jordan Berry, returned for a touchdown by Kenny Robinson vs. Minnesota 10/17/21
Playoffs:	Has never happened
By Opponents:	Duke Riley blocks Lachlan Edwards, returned for touchdown by Justin Coleman at Miami 11/28/21
Playoffs:	Has never happened

PUNT BLOCKED FOR A SAFETY

By Panthers:	Greg Hardy blocks Matt Dodge punt out of end zone at New York Giants 9/12/10
Playoffs:	Has never happened
By Opponents:	Has never happened
Playoffs:	Has never happened

PAT KICK MISSED

By Panthers:	Eddy Piñeiro vs. Atlanta 11/10/22
Playoffs:	John Kasay at Chicago 1/15/06
By Opponents:	Younghoe Koo vs. Atlanta 11/10/22
Playoffs:	Has never happened

PAT KICK BLOCKED

By Panthers:	CJ Henderson blocks Younghoe Koo kick vs. Atlanta 11/10/22
Playoffs:	Has never happened
By Opponents:	Isaac Rochell blocks Joey Slye kick at Los Angeles Chargers 9/27/20
Playoffs:	Has never happened

BLOCKED PAT RETURNED FOR TWO POINT CONVERSION

By Panthers:	Has never happened
Playoffs:	Has never happened
By Opponents:	Stephone Anthony returns Graham Gano PAT attempt blocked by Kevin Williams at New Orleans 12/06/15
Playoffs:	Has never happened

SAFETY SCORED

By Panthers:	Jalen Hurts fumbles at PHI 11, ball out of bounds in the end zone vs. Philadelphia 10/10/21
Playoffs:	Has never happened
By Opponents:	Sam Darnold pass incomplete short middle. PENALTY on Darnold, Intentional Grounding, 3 yards, enforced in end zone vs. N.Y. Giants 10/24/21
Playoffs:	Brad Nortman tackled in the end zone by Justin Bethel vs. Arizona 1/3/15

FIELD GOAL BLOCKED

By Panthers:	Carl Granderson blocks Zane Gonzalez's 50-yard field goal attempt vs. New Orleans 9/9/21
Playoffs:	Shane Burton blocks Adam Vinatieri 36-yard field goal attempt at New England 2/1/04
By Opponents:	Calais Campbell blocks Joey Slye's 56-yard field goal attempt vs. Jacksonville 10/6/19
Playoffs:	Has never happened

BLOCKED FIELD GOAL RETURNED FOR TOUCHDOWN

By Panthers:	Doug Evans returns John Carney 37-yard field goal 54 yards vs. San Diego 12/17/00 (kick blocked by Jay Williams)
Playoffs:	Has never happened
By Opponents:	Aeneas Williams returns John Kasay 37-yard field goal 72 yards vs. Arizona 11/19/95 (kick blocked by Seth Joyner)
Playoffs:	Has never happened

TWO POINT ATTEMPT MADE

By Panthers:	D'Onta Foreman at Atlanta 10/30/22
Playoffs:	Cam Newton pass to Mike Tolbert vs. Arizona 1/24/16
By Opponents:	Tom Brady pass to Chris Godwin at Tampa Bay 1/1/23
Playoffs:	Peyton Manning pass to Bennie Fowler vs. Denver 1/7/16

THE LAST TIME

TWO POINT ATTEMPT FAILED

- By Panthers: Christian McCaffrey rush attempt failed vs. San Francisco 10/9/22
Playoffs: Jake Delhomme pass attempt failed vs. Arizona 1/10/08
- By Opponents: Tom Brady pass attempt failed at Tampa Bay 1/1/23
Playoffs: Troy Aikman pass incomplete vs. Dallas 1/5/97

TWO POINT CONVERSION ATTEMPT RETURNED FOR DEFENSIVE TWO POINTS

- By Panthers: Donte Jackson intercepted Drew Brees and returned for conversion score vs. New Orleans 12/17/18
Playoffs: Has never happened
- By Opponents: Has never happened
Playoffs: Has never happened

40 POINTS SCORED IN A GAME

- By Panthers: 42, vs. Tampa Bay 11/4/18
Playoffs: 49, vs. Arizona 1/24/16
- By Opponents: 42, at Cincinnati 11/6/22
Playoffs: Has never happened

50 POINTS SCORED IN A GAME

- By Panthers: 52, vs. Cincinnati 12/8/02
Playoffs: Has never happened
- By Opponents: 51, at San Francisco 10/27/19
Playoffs: Has never happened

SHUTOUT SCORED IN A GAME

- By Panthers: 20-0 vs. Detroit 11/22/20
Playoffs: 23-0 at New York Giants 1/8/06
- By Opponents: 41-0 vs. Atlanta 11/24/02
Playoffs: Has never happened

DRAFT HISTORY

2023 COLLEGE DRAFT

Round	Pos	Player	College
1 (1)	QB	Bryce Young*	Alabama
1 (9)		Choice to Philadelphia via Chicago	Chicago
2 (39)	WR	Jonathan Mingo	Mississippi
2 (61)		Choice to Chicago via San Francisco^	San Francisco
3 (76)		Choice to New England	New England
3 (80)	OLB	DJ Johnson#	Oregon
3 (93)		Choice to Pittsburgh via San Francisco**	Pittsburgh
4 (114)	G	Chandler Zavala	NC State
4 (132)		Choice to Pittsburgh via San Francisco^^	Pittsburgh
5 (145)	S	Jammie Robinson	Florida State
6 (187)		Choice to New England	New England
7 (226)		Choice to Jacksonville	Jacksonville
*		Choice obtained from Chicago in exchange for wide receiver DJ Moore, 1(9), 2(61), 2024-1 and 2025-2.	
^		Choice obtained from San Francisco along with 3(93), 4(132) and 2024-5 in exchange for running back Christian McCaffrey.	
#		Choice obtained from Pittsburgh in exchange for 3(93) and 4(132).	
**		Choice obtained from San Francisco along with 2(61), 4(132) and 2024-5 in exchange for running back Christian McCaffrey.	
^^		Choice obtained from San Francisco along with 2(61), 3(93) and 2024-5 in exchange for running back Christian McCaffrey.	

2022 COLLEGE DRAFT

Round	Pos	Player	College
1 (6)	T	Ikem Ekwonu	NC State
2 (38)		Choice to New York Jets	New York Jets
3 (70)		Choice to Jacksonville	Jacksonville
3 (94)	QB	Matt Corral*	Mississippi
4 (111)		Choice to New York Jets	New York Jets
4 (120)	LB	Brandon Smith^	Penn State
4 (137)		Choice obtained from LAR via Houston/to NE	Houston/NE
5 (144)		Choice to Washinton	Washinton
5 (149)		Choice to Washinton	Washinton
6 (185)		Choice to Buffalo	Buffalo
6 (189)	DE	Amaré Barno	Virginia Tech
6 (199)	OL	Cade Mays	Tennessee
7 (227)		Choice to Las Vegas	Las Vegas
7 (242)	CB	Kalon Barnes	Baylor
*		Choice obtained from New England in exchange for 4(136) and 2023 third round pick.	
^		Choice obtained from Washington along with 6(189) in exchange for 5(144) and 5(149)	

2021 COLLEGE DRAFT

Round	Pos	Player	College
1 (8)	CB	Jaycee Horn	South Carolina
2 (39)		Choice to Chicago	Chicago
2 (52)		Choice obtained from Chicago/To Cleveland	Chicago/Cleveland
2 (59)		Terrace Marshall Jr.*	LSU
3 (70)	OL	Brady Christensen^	BYU
3 (73)		Choice to Philadelphia	Philadelphia
3 (83)	TE	Tommy Tremble#	Notre Dame
3 (89)		Choice from Cleveland/To Houston	Cleveland/Houston
4 (109)		Choice obtained from Houston/To Tennessee	Houston/Tennessee
4 (113)		Choice to Cleveland	Cleveland
4 (126)	RB	Chuba Hubbard**	Oklahoma State
5 (151)		Choice to Chicago	Chicago
5 (158)	DT	Daviyon Nixon^^	Iowa
5 (166)	CB	Keith Taylor##	Washington
6 (191)		Choice to Philadelphia	Philadelphia
6 (193)	OL	Deonte Brown	Alabama
6 (204)	WR	Shi Smith***	South Carolina
6 (222)	LS	Thomas Fletcher	Alabama
7 (232)	DT	Phil Hoskins^^^	Kentucky
*		Choice obtained from Cleveland along with 3(89) in exchange for 2(52) and 4(113)	
^		Choice obtained from Philadelphia in exchange for 3(73) and 6(191)	
#		Choice obtained from Chicago along with 2(52) and 6(204) in	

exchange for 2(39) and 5(151).
 ** Choice obtained from Tennessee along with 5(166) and 7(232) in exchange for 4(109)
 ^^ Choice obtained from Houston along with 4(109) and 2022 fourth round choice in exchange for 3(89)
 ## Choice obtained from Tennessee along with 4(126) and 7(232) in exchange for 4(109)
 *** Choice obtained from Chicago along with 3(83) and 6(204) in exchange for 2(39) and 5(151).
 ^^^ Choice obtained from Tennessee along with 4(126) and 5(166) in exchange for 4(109)

2020 COLLEGE DRAFT

Round	Pos	Player	College
1 (7)	DT	Derrick Brown	Auburn
2 (38)	DE	Yetur Gross-Matos	Penn State
2 (64)	S	Jeremy Chin*	Southern Illinois
3 (69)		Choice to Seattle	Seattle
4 (113)	CB	Troy Pride Jr.	Notre Dame
5 (148)		Choice to Seattle**	Seattle
5 (152)	S	Kenny Robinson	West Virginia
6 (184)	DT	Brawion Roy	Baylor
7 (221)	CB	Stantley Thomas-Oliver	Florida International
*		Choice obtained from Seattle in exchange for 3(69) and 5(148)	
**		Choice obtained from Washington in exchange for QB Kyle Allen	

2019 COLLEGE DRAFT

Round	Pos	Player	College
1 (16)	DE	Brian Burns	Florida State
2 (37)	T	Greg Little*	Mississippi
2 (47)		Choice to Seattle	Seattle
3 (77)		Choice to Seattle	Seattle
3 (100)	QB	Will Grier†	West Virginia
4 (115)	LB	Christian Miller	Alabama
5 (154)	RB	Jordan Scarlett	Florida
6 (187)		Choice to Denver	Denver
6 (212)	T	Dennis Daley**	South Carolina
7 (237)	WR	Terry Godwin#	Georgia
*		Choice obtained from Seattle in exchange for 2(47) and 3(77)	
**		Choice obtained from Denver along with 7(237) in exchange for 6(187)	
#		Choice obtained from Denver along with 6(212) in exchange for 6(187)	
†		Compensatory selection	

2018 COLLEGE DRAFT

Round	Pos	Player	College
1 (24)	WR	DJ Moore	Maryland
2 (55)	CB	Donte Jackson	LSU
3 (85)	S	Rashaan Galden*	Tennessee
3 (88)		Choice to Green Bay	Green Bay
4 (101)	TE	Ian Thomas**	Indiana
5 (136)	DE	Marquis Haynes#	Mississippi
5 (147)		Choice from Green Bay/To Los Angeles Rams	Green Bay/Los Angeles Rams
5 (161)	LB	Jermaine Carter	Maryland
6 (197)		Choice to Los Angeles Rams	Los Angeles Rams
7 (234)	LB	Andre Smith##	North Carolina
7 (242)	DT	Kendrick Norton	Miami (Fla.)
*		Choice obtained from Buffalo in exchange for WR Kelvin Benjamin.	
**		Choice obtained from Green Bay in exchange for 3(88).	
#		Choice obtained from Los Angeles Rams in exchange for 5(147) and 6(197).	
##		Choice obtained from Los Angeles Chargers through Buffalo in exchange for WR Kelvin Benjamin.	

2017 COLLEGE DRAFT

Round	Pos	Player	College
1 (8)	RB	Christian McCaffrey	Stanford
2 (40)	WR	Curtis Samuel	Ohio State
2 (64)	T	Taylor Moton*	Western Michigan
3 (72)		Choice to New England	New England
3 (77)	DE	Daeshon Hall**	Texas A&M
3 (98)		Choice to Arizona†	Arizona
4 (115)		Choice to Arizona	Arizona
5 (152)	CB	Corn Elder	Miami (Fla.)
6 (192)	FB	Alex Armah	West Georgia

DRAFT HISTORY

- 7 (233) K Harrison Butker# Georgia Tech
- † Compensatory selection
- * Choice obtained from New England in exchange for defensive end Kony Ealy and 2(64)
- ** Choice obtained from Arizona in exchange for 3(98) and 4(115)
- # Choice obtained from Cleveland along with punter Andy Lee in exchange for punter Kasey Redfern and 2018 4.

2016 COLLEGE DRAFT

Round	Pos	Player	College
1 (30)	DT	Vernon Butler	Louisiana Tech
2 (62)	CB	James Bradberry	Samford
3 (77)	CB	Daryl Worley*	West Virginia
3 (93)		Choice to Cleveland	
4 (129)		Choice to Cleveland	
5 (141)	CB	Zack Sanchez**	Oklahoma
5 (168)		Choice to Cleveland	
6 (206)		Choice to Los Angeles	
7 (252)	TE	Beau Sandland	Montana State
*		Choice obtained from Cleveland along with 5(141) in exchange for 3(93), 4(129) and 5(168)	
**		Choice obtained from Cleveland along with 3(77) in exchange for 3(93), 4(129) and 5(168)	

2015 COLLEGE DRAFT

Round	Pos	Player	College
1 (25)	LB	Shaq Thompson	Washington
2 (41)	WR	Devin Funchess*	Michigan
2 (57)		Choice to St. Louis	
3 (89)		Choice to St. Louis	
4 (102)	G	Daryl Williams**	Oklahoma
4 (124)		Choice to Oakland	
5 (161)		Choice to Oakland	
5 (169)	LB	David Mayo†	Texas State
5 (174)	RB	Cameron Artis-Payne†	Auburn
6 (201)		Choice to St. Louis	
7 (242)		Choice to Oakland	
*		Choice obtained from St. Louis in exchange for 2(57), 3(89) and 6(201).	
**		Choice obtained from Oakland in exchange for 4(124), 5(161) and 7(242)	
†		Compensatory selection	

2014 COLLEGE DRAFT

Round	Pos	Player	College
1 (28)	WR	Kelvin Benjamin	Florida State
2 (60)	DE	Kony Ealy	Missouri
3 (92)	G	Trai Turner	Louisiana State
4 (128)	S	Tre Boston	North Carolina
5 (148)	CB	Bené Benwikere**	San Jose State
5 (168)		Choice to Minnesota	
6 (204)	RB	Tyler Gaffney	Stanford
7 (225)		Choice to Minnesota*	
7 (243)		Choice to San Francisco	
*		Choice obtained from New York Giants in exchange for LB Jon Beason	
**		Choice obtained from Minnesota in exchange for 5(168) and 7(225).	

2013 COLLEGE DRAFT

Round	Pos	Player	College
1 (14)	DT	Star Lotulelei	Utah
2 (44)	DT	Kawann Short	Purdue
3 (74)		Choice to San Francisco	
4 (108)	G	Edmund Kugbila	Valdosta State
5 (148)	LB	A.J. Klein	Iowa State
6 (182)	RB	Kenjon Barner	Oregon
7 (219)		Choice to Oakland	

2012 COLLEGE DRAFT

Round	Pos	Player	College
1 (9)	LB	Luke Kuechly	Boston College
2 (40)	G	Amini Silatolu	Midwestern State
3 (73)		Choice to Chicago	
4 (103)	DE	Frank Alexander*	Oklahoma
4 (104)	WR	Joe Adams	Arkansas

- 5 (143) CB Josh Norman Coastal Carolina
- 6 (180) Choice to San Francisco
- 6 (207) P Brad Nortman† Wisconsin
- 7 (216) S D.J. Campbell California
- * Choice obtained from San Francisco in exchange for 6(180) and 2013 3(74).
- † Compensatory selection

2011 COLLEGE DRAFT

Round	Pos	Player	College
1 (1)	QB	Cam J. Newton	Auburn
2 (33)		Choice to New England	
3 (65)	DT	Terrell McClain	South Florida
3 (97)	DT	Sione Fua†	Stanford
4 (98)	CB	Brandon Hogan	West Virginia
5 (132)	WR	Kealoha Pilares	Hawaii
6 (166)	LB	Lawrence Wilson	Connecticut
6 (203)	G	Zachary Williams†	Washington State
7 (204)		Choice to Green Bay	
7 (244)	T	Lee Ziemba†	Auburn
†		Compensatory selection	

2010 COLLEGE DRAFT

Round	Pos	Player	College
1 (17)		Choice to San Francisco	
2 (48)	QB	Jimmy Clausen	Notre Dame
3 (78)	WR	Brandon LaFell	Louisiana State
3 (89)	QB	Armani Edwards*	Appalachian State
4 (112)		Choice to New York Jets	
4 (124)	LB	Eric Norwood**	South Carolina
5 (144)		Choice to Kansas City	
6 (175)	DE	Greg Hardy†	Mississippi
6 (186)		Choice to Cleveland	
6 (198)	WR	David Gettis^	Baylor
6 (202)	DB	Jordan Pugh†	Texas A&M
6 (204)	QB	Tony Pike†	Cincinnati
7 (223)	DB	R.J. Stanford	Utah
7 (249)	DB	Robert McClain†	Connecticut
*		Choice obtained from New England in exchange for 2011 2(33).	
**		Choice obtained from New York Jets along with 6(198) in exchange for 4(112).	
#		Choice obtained from Oakland along with 2009 7(216) in exchange for 2009 6(202).	
^		Choice obtained from New York Jets along with 4(124) in exchange for 4(112).	
†		Compensatory selection	

2009 COLLEGE DRAFT

Round	Pos	Player	College
1 (28)		Choice to Philadelphia	
2 (43)	DE	Everette Brown*	Florida State
2 (59)	S	Sherrod Martin	Troy
3 (93)	DL	Corvey Irvin	Georgia
4 (111)	RB	Mike Goodson**	Texas A&M
4 (128)	FB	Tony Fiammetta	Syracuse
5 (163)	OT	Duke Robinson	Oklahoma
6 (202)		Choice to Oakland	
7 (216)	CB	Captain Munnerlyn#	South Carolina
7 (237)		Choice to Miami	
*		Choice obtained from San Francisco along with 4(111) in exchange for Carolina's 2010 1(17)	
**		Choice obtained from San Francisco along with 2(43) in exchange for Carolina's 2010 1(17)	
#		Choice obtained from Oakland in exchange for 6(202) and 2010 6(175)	

2008 COLLEGE DRAFT

Round	Pos	Player	College
1 (13)	RB	Jonathan Stewart	Oregon
1 (19)	T	Jeff Otah*	Pittsburgh
3 (67)	S	Charles Godfrey**	Iowa
3 (74)	LB	Dan Connor	Penn State
5 (141)	TE	Gary Barnidge#	Louisville
6 (181)	DT	Nick Hayden	Wisconsin
7 (221)	DE	Hilee Taylor	North Carolina
7 (241)	T	Geoff Schwartz†	Oregon

DRAFT HISTORY

- 7 (250) G Mackenzy Bernadeau† Bentley
- * Choice obtained from Philadelphia in exchange for 2(43), 4(109) and 2009 1(28)
- ** Choice obtained from New York Jets along with 5(141) in exchange for defensive tackle Kris Jenkins
- # Choice obtained from New York Jets along with 3(67) in exchange for defensive tackle Kris Jenkins
- † Compensatory selection

2007 COLLEGE DRAFT

Round	Pos	Player	College
1 (25)	LB	Jon Beason*	Miami (FL)
2 (45)	WR	Dwayne Jarrett	Southern Cal
2 (59)	C	Ryan Kalil**	Southern Cal
3 (83)	DE	Charles Johnson	Georgia
4 (118)	WR	Ryne Robinson	Miami (OH)
5 (155)	TE	Dante Rosario	Oregon
5 (164)	LB	Tim Shaw†	Penn State
7 (237)	CB	C.J. Wilson	Baylor
* Choice obtained from New York Jets along with 2(59) and 5(164) in exchange for 1(14) and 6(191)			
** Choice obtained from New York Jets along with 1(25) and 5(164) in exchange for 1(14) and 6(191)			
† Choice obtained from New York Jets along with 1(25) and 2(59) in exchange for 1(14) and 6(191)			

2006 COLLEGE DRAFT

Round	Pos	Player	College
1 (27)	RB	DeAngelo Williams	Memphis
2 (58)	CB	Richard Marshall	Fresno State
3 (88)	LB	James Anderson*	Virginia Tech
3 (89)	T	Rashad Butler	Miami (FL)
4 (121)	S	Nate Salley	Ohio State
5 (155)	TE	Jeff King	Virginia Tech
7 (234)	C/G	Will Montgomery	Virginia Tech
7 (237)	DE	Stanley McClover**	Auburn
* Choice obtained from Chicago as compensation for restricted free agent Ricky Manning, Jr.			
** Choice obtained from Denver along with Jason Baker in exchange for P Todd Sauerbrun			

2005 COLLEGE DRAFT

Round	Pos	Player	College
1 (14)	S/LB	Thomas Davis	Georgia
2 (54)	RB	Eric Shelton	Louisville
3 (79)	G	Evan Mathis	Alabama
3 (89)	DT	Atiyah Ellison	Missouri
4 (121)	QB	Sefan LeFors	Louisville
5 (149)	LB	Adam Seward	UNLV
5 (169)	C/T	Geoff Hangartner†	Texas A&M
5 (171)	S	Ben Emanuelt	UCLA
6 (189)	DE	Jovan Hays	Vanderbilt
6 (207)	G	Joe Berger†	Michigan Tech
† Compensatory selection			

2004 COLLEGE DRAFT

Round	Pos	Player	College
1 (28)	DB	Chris Gamble*	Ohio State
1 (31)		Choice to San Francisco	
2 (62)	WR	Keary Colbert	Southern Cal
3 (94)	OT	Travelle Wharton	South Carolina
4 (126)		Choice to San Francisco	
5 (163)	WR	Drew Carter	Ohio State
6 (196)	LB	Sean Tufts	Colorado
7 (232)	TE	Michael Gaines	Central Florida
* Choice obtained from San Francisco in exchange for 1(31) and 4(126)			

2003 COLLEGE DRAFT

Round	Pos	Player	College
1 (8)	T	Jordan Gross	Utah
2 (50)	G	Bruce Nelson*	Iowa
3 (76)	TE	Mike Seidman	UCLA
3 (82)	CB	Ricky Manning, Jr.#	UCLA
4 (119)	S	Colin Branch**	Stanford
5 (145)	DT	Kindal Moorehead	Alabama
7 (226)	WR	Walter Young†	Illinois
7 (247)	FB	Casey Moore##	Stanford
* Choice obtained from New England along with 4(120) in exchange for 2(45)			

- # Choice obtained from Denver in exchange for 4(108), 4(120) and 7(227)
- ** Choice obtained from Miami along with defensive end Al Wallace in exchange for defensive end Jay Williams
- † Choice obtained from Miami along with 7(247) in exchange for 6(181)
- ## Choice obtained from Miami along with 7(226) in exchange for 6(181)

2002 COLLEGE DRAFT

Round	Pos	Player	College
1 (2)	DE	Julius Peppers	North Carolina
2 (34)	RB	DeShaun Foster	UCLA
3 (73)	LB	Will Witherspoon*	Georgia
4 (100)	CB	Dante Wesley	Ark. Pine Bluff
5 (137)	QB	Randy Fasani	Stanford
5 (145)	FB	Kyle Johnson**	Syracuse
6 (174)	TE	Keith Heinrich	Sam Houston St.
7a (213)	T	Pete Campion	North Dakota St.
7b (258)	CB	Brad Franklin†	SW Louisiana St.
* Choice obtained from Cincinnati along with 5(145) in exchange for 3(67)			
** Choice obtained from Cincinnati along with 3(73) in exchange for 3(67)			
† Compensatory selection			

2001 COLLEGE DRAFT

Round	Pos	Player	College
1 (11)	LB	Dan Morgan	Miami (FL)
2 (44)	DT	Kris Jenkins	Maryland
3 (74)	WR	Steve Smith	Utah
4 (106)	QB	Chris Weinke	Florida State
5 (143)	DB	Jarrood Cooper	Kansas State
6 (175)	RB	Dee Brown	Syracuse
7 (211)	OL	Louis Williams	Louisiana State
7 (227)	TE	Mike Roberg*	Idaho
* Choice obtained from Philadelphia in exchange for TE Luther Broughton 1999			

2000 COLLEGE DRAFT

Round	Pos	Player	College
1 (12)		Choice to Washington	
1 (23)	DB	Rashard Anderson*	Jackson State
2 (57)	DB	Deon Grant**	Tennessee
3 (82)	OL	Leander Jordan	Indiana (PA)
4 (112)		Choice to Denver	
4 (120)	DL	Alvin McKinley†	Mississippi State
5 (147)	DL	Gillis Wilson	Southern
6 (182)	OL	Jeno James	Auburn
7 (221)	LB	Lester Towns	Washington
* Choice obtained from Miami in exchange for 1998 2 (44)			
** Choice obtained from Tampa Bay along with 4(120) in exchange for 2(51)			
† Choice obtained from Tampa Bay along with 2(57) in exchange for 2(51)			

1999 COLLEGE DRAFT

Round	Pos	Player	College
1 (5)		Choice to Washington	
2 (34)	T	Chris Terry*	Georgia
2 (38)	DE	Michael Rucker	Nebraska
3 (67)		Choice to Denver	
4 (100)	LB	Hannibal Navies	Colorado
5 (140)		Choice to Dallas	
6 (175)	DE	Robert Daniel	N'Western State

DRAFT HISTORY

7 (211) DB Tony Booth James Madison
 * Choice obtained from Indianapolis in exchange for
 CB Tyrone Poole

1999 EXPANSION DRAFT

Round	Pos	Player Lost	Team
6 (6)	LB	Tarek Saleh	Cleveland

1998 COLLEGE DRAFT

Round	Pos	Player	College
1 (14)	DE	Jason Peter	Nebraska
2 (44)		Choice to Miami	
3 (62)	DE	Chuck Wiley*	Louisiana State
3 (73)	DL	Mitch Marrow	Pennsylvania
4 (106)	WR	Donald Hayes	Wisconsin
5 (136)	LB	Jerry Jenson	Washington
6 (165)	S	Damien Richardson	Arizona State
7 (196)	DL	Viliami Maumau**	Colorado
7 (203)		Choice to Pittsburgh	
7 (228)†	WR	Jim Turner	Syracuse
* Choice obtained from Indianapolis as compensation for General Manager Bill Polian			
** Choice obtained from New Orleans as compensation for RFA Chad Cota			
† Compensatory selection			

1997 COLLEGE DRAFT

Round	Pos	Player	College
1 (27)	WR	Rae Carruth	Colorado
2 (56)	S	Mike Minter	Nebraska
3 (87)	LB	Kinnon Tatum	Notre Dame
4 (122)	LB	Tarek Saleh	Wisconsin
5 (157)		Choice to Oakland	
6 (189)	DL	Matt Finkes	Ohio State
7 (228)	TE	Kris Mangum	Mississippi

1996 COLLEGE DRAFT

Round	Pos	Player	College
1 (8)	RB	T. Biakabutuka	Michigan
2 (43)	WR	Muhsin Muhammad	Michigan State
3 (73)	RB	Winslow Oliver	New Mexico
3 (88)	DL	J.C. Price	Virginia Tech
4 (106)	G	Norberto Garrido	Southern Cal
4 (111)	CB	Emmanuel McDaniel*	East Carolina
5 (142)	RB	Marquette Smith	Central Florida
6 (176)		Choice to Kansas City	
6 (192)		Choice to Pittsburgh	
6 (193)	FB	Scott Greene	Michigan State
7 (217)	WR	Donnell Baker	Southern
7 (234)	DL	Kerry Hicks	Colorado
* Choice obtained from Denver in exchange for 4(122), 5(159), 7(235)			

1995 COLLEGE DRAFT

Round	Pos	Player	College
1 (5)	QB	Kerry Collins*	Penn State
1 (22)	CB	Tyrone Poole**	Fort Valley State
1 (29)	T	Blake Brockermeyer†	Texas
2 (36)	DE	Shawn King	NE Louisiana
4 (133)	G	Frank Garcia	Washington
5 (135)	DB	Mike Senters	Northwestern
5 (171)	G	Andrew Peterson	Washington
6 (188)	DL	Steve Strahani††	Baylor
6 (191)	QB	Jerry Colquitt*	Tennessee
7 (209)	S	Chad Cota	Oregon
7 (249)	DB	Michael Reed	Boston College
* Choice obtained from Cincinnati along with 2(36) in exchange for 1(1)			
** Choice obtained from Green Bay along with 6(188) in exchange for 1(32), 3(65), 6(173)			
† Choice obtained from San Diego in exchange for 2(34), 3(98), 4(100)			
†† Choice obtained from Kansas City in exchange for 1996 6(176)			
° Choice obtained from Green Bay along with 1(22) in exchange for 1(32), 3(65), 6(173)			

1995 NFL EXPANSION DRAFT

Round	Pos	Player	Team
1 (2)	CB	Rod Smith	New England
2 (4)	T	Harry Boatswain	San Francisco
3 (6)	TE	Kurt Haws	Washington
4 (8)	DE	Tyrone Rogers	Seattle
5 (10)	DE	Mark Thomas	San Francisco
6 (12)	CB	Tim McKyer	Pittsburgh
7 (14)	C	Curtis Whitley	San Diego
8 (16)	FB	Howard Griffith	St. Louis Rams
9 (18)	NT	Greg Kragen	Kansas City
10 (20)	S	Cary Brabham	Oakland Raiders
11 (22)	LB	Dave Garnett	Minnesota
12 (24)	LB	Andre Powell	New York Giants
13 (26)	RB	Dewell Brewer	Indianapolis
14 (28)	FB	Bob Christian	Chicago
15 (30)	S	Fred Foggie	Pittsburgh
16 (32)	WR	Mark Carrier	Cleveland
17 (34)	C	Mark Rodenhauser	Detroit
18 (36)	WR	Steve Hawkins	New England
19 (38)	RB	Brian O'Neal	Philadelphia
20 (40)	RB	Derrick Lassic	Dallas
21 (42)	WR	Richard Buchanan	St. Louis Rams
22 (44)	QB	Doug Pederson	Miami
23 (46)	TE	Vince Marrow	Buffalo
24 (48)	WR	Larry Ryans	Detroit

FREE AGENT HISTORY

2023 FREE AGENCY

UNRESTRICTED FREE AGENTS

Pos	Player	Team
S	Vonn Bell	Cincinnati
WR	Damiere Byrd	Atlanta
WR	DJ Chark Jr.	Detroit
QB	Andy Dalton	New Orleans
LB	Kamu Grugier-Hill	Arizona
TE	Hayden Hurst	Cincinnati
OL	Justin McCray	Houston
DB	Eric Rowe	Miami
RB	Miles Sanders	Philadelphia
DT	Shy Tuttle	New Orleans
DT	DeShawn Williams	Denver

UNRESTRICTED FREE AGENTS LOST

QB	Sam Darnold	San Francisco
RB	D'Onta Foreman	Chicago
LB	Cory Littleton	Houston

VETERAN FREE AGENTS

WR	Adam Thielen	Minnesota
----	--------------	-----------

2022 FREE AGENCY

UNRESTRICTED FREE AGENTS

Pos	Player	Team
G/C	Bradley Bozeman	Baltimore
G	Austin Corbett	Los Angeles Rams
RB	D'Onta Foreman	Tennessee
WR	Rashard Higgins	Cleveland
LB	Damien Wilson	Jacksonville
S	Xavier Woods	Minnesota

UNRESTRICTED FREE AGENTS LOST

RB	Ameer Abdullah	Las Vegas
LB	Jermaine Carter Jr.	Kansas City
WR	Alex Erickson	Washington
CB	Stephon Gilmore	Indianapolis
DT	DaQuan Jones	Buffalo
OLB	Haason Reddick	Philadelphia

VETERAN FREE AGENTS

P	Johnny Hekker	Los Angeles Rams
DT	Matt Ioannidis	Washington
LB	Cory Littleton	Las Vegas
WR	Andre Roberts	Los Angeles Chargers
CB	Chris Westry	Baltimore

2021 FREE AGENCY

UNRESTRICTED FREE AGENTS

Pos	Player	Team
TE	Dan Arnold	Arizona
OL	Pat Elflein	New York Jets
OL	Cam Erving	Dallas
DE	Morgan Fox	Los Angeles Rams
DT	DaQuan Jones	Tennessee
WR	David Moore	Seattle
LB	Denzel Perryman	Los Angeles Chargers
OLB	Haason Reddick	Arizona

UNRESTRICTED FREE AGENTS LOST

FB	Alex Armah	New Orleans
WR	Pharoh Cooper	Jacksonville
RB	Mike Davis	Atlanta
CB	Rasul Douglas	Las Vegas
CB	Corn Elder	Detroit
C	Tyler Larsen	Washington
TE	Chris Manhertz	Jacksonville
G	Chris Reed	Indianapolis
WR	Curtis Samuel	Washington
OL	Michael Schofield	Denver

VETERAN FREE AGENTS

CB	AJ Bouye	Denver
LB	Frankie Luvu	New York Jets

2020 FREE AGENCY

UNRESTRICTED FREE AGENTS

Pos	Player	Team
QB	Teddy Bridgewater	New Orleans
S	Justin Burris	Cleveland
WR	Pharoh Cooper	Arizona
TE	Seth DeValue	Jacksonville
DL	Zach Kerr	Indianapolis
WR	Seth Roberts	Baltimore
DE	Stephen Weatherly	Minnesota

UNRESTRICTED FREE AGENTS LOST

DE	Mario Addison	Buffalo
CB	James Bradberry	New York Giants
DT	Vernon Butler	Buffalo
DE	Wes Horton	Retired
DE	Bruce Irvin	Seattle
DT	Gerald McCoy	Dallas
G	Greg Van Roten	New York Jets
T	Daryl Williams	Buffalo

VETERAN FREE AGENTS

CB	Eli Apple	New Orleans
WR	Keith Kirkwood	New Orleans
DE	DaVonte Lambert	Tampa Bay
G	John Miller	Cincinnati
G	Michael Schofield	LA Chargers
LB	Adarius Taylor	Cleveland
QB	PJ Walker	Houston Roughnecks (XFL)
LB	Tahir Whitehead	Oakland

2019 FREE AGENCY

UNRESTRICTED FREE AGENTS

Pos	Player	Team
WR	Chris Hogan	New England
TE	Bruce Irvin	Atlanta
C	Matt Paradis	Denver

UNRESTRICTED FREE AGENTS LOST

RB	Kenjon Barner	Atlanta
K	Chandler Catanzaro	New York Jets
LB	Thomas Davis	LA Chargers
WR	Devin Funchess	Indianapolis
DE	Wes Horton	New Orleans
LB	David Mayo	San Francisco
T	Marshall Newhouse	New Orleans

VETERAN FREE AGENTS

DT	TJ Barnes
DT	Woodrow Hamilton
DT	Gerald McCoy
WR	Aldrick Robinson
WR	Rashad Ross
DT	Destiny Vaeao

2018 FREE AGENCY

UNRESTRICTED FREE AGENTS

Pos	Player	Team
CB	Ross Cockrell	New York Giants
DT	Dontari Poe	Atlanta

UNRESTRICTED FREE AGENTS LOST

TE	Ed Dickson	Seattle
WR	Charles Johnson	New York Jets
DT	Star Lotulelei	Buffalo
G	Andrew Norwell	Jacksonville

FREE AGENT HISTORY

VETERAN FREE AGENTS		
S	Da'Norris Searcy	
G	Jeremiah Sirles	
WR	Jarius Wright	

2017 FREE AGENCY

UNRESTRICTED FREE AGENTS

Pos	Player	Team
S	Mike Adams	Indianapolis
WR	Charles Johnson	Minnesota
T	Matt Kalil	Minnesota
DE	Julius Peppers	Green Bay
CB	Captain Munnerlyn	Minnesota
WR	Russell Shepard	Tampa Bay

UNRESTRICTED FREE AGENTS LOST

WR	Ted Ginn, Jr.	New Orleans
CB	Leonard Johnson	Buffalo
LB	A.J. Klein	New Orleans
T	Mike Remmers	Minnesota

2016 FREE AGENCY

UNRESTRICTED FREE AGENTS

Pos	Player	Team
C	Gino Gradkowski	Atlanta

UNRESTRICTED FREE AGENTS LOST		
S	Roman Harper	New Orleans
CB	Josh Norman	Washington
P	Brad Nortman	Jacksonville
C	Fernando Velasco	Buffalo

VETERAN FREE AGENTS

S	Trenton Robinson	Washington
P	Mike Scifres	San Diego
DT	Paul Soliai	Atlanta

2015 FREE AGENCY

UNRESTRICTED FREE AGENTS

Pos	Player	Team
S	Kurt Coleman	Kansas City
CB	Charles Tillman	Chicago
LB	Jason Trusnik	Miami

UNRESTRICTED FREE AGENTS LOST

T	Byron Bell	Tennessee
CB	James Dockery	Oakland
DE	Greg Hardy	Dallas
G	Fernando Velasco	Tennessee

VETERAN FREE AGENTS

WR	Jarrett Boykin	Green Bay
WR	Mike Brown	Jacksonville
WR	Ted Ginn, Jr.	Arizona
T	Michael Oher	Tennessee
RB	Jordan Todman	Jacksonville
CB	Teddy Williams	Jacksonville

2014 FREE AGENCY

UNRESTRICTED FREE AGENTS

Pos	Player	Team
CB	Antoine Cason	Arizona
WR	Jerricho Cotchery	Pittsburgh
TE	Ed Dickson	Baltimore
WR	Tiquan Underwood	Tampa Bay
QB	Joe Webb	Minnesota

UNRESTRICTED FREE AGENTS LOST

WR	Ted Ginn, Jr.	Arizona
WR	Domenik Hixon	Chicago
WR	Brandon LaFell	New England

LB	Jordan Senn	Chicago
CB	Captain Munnerlyn	Minnesota
S	Mike Mitchell	Pittsburgh

VETERAN FREE AGENTS

WR	Jason Avant
S	Thomas DeCoud
DE	Alex Hall
TE	Mike McNeil
S	Roman Harper

2013 FREE AGENCY

UNRESTRICTED FREE AGENTS

Pos	Player	Team
LB	Chase Blackburn	New York Giants
CB	Drayton Florence	Detroit
WR	Ted Ginn, Jr.	San Francisco
WR	Domenik Hixon	New York Giants
S	Mike Mitchell	Oakland
CB	D.J. Moore	Chicago

UNRESTRICTED FREE AGENTS LOST

TE	Gary Barnidge	Cleveland
WR	Louis Murphy	New York Giants
LB	Jason Phillips	Philadelphia
G	Mike Pollak	Cincinnati

VETERAN FREE AGENTS

DT	Colin Cole
S	Quintin Mikell
G	Chris Scott
G	Travelle Wharton

2012 FREE AGENCY

UNRESTRICTED FREE AGENTS

Pos	Player	Team
S	Haruki Nakamura	Baltimore
G	Mike Pollak	Indianapolis
S	Reggie Smith	San Francisco
FB	Mike Tolbert	San Diego

UNRESTRICTED FREE AGENTS LOST

OL	Mackenzey Bernadeau	Dallas
LB	Dan Connor	Dallas
WR	Legedu Naanee	Miami

VETERAN FREE AGENTS

P	Nick Harris
LB	Kenny Onatolu
DE	Jyles Tucker

2011 FREE AGENCY

UNRESTRICTED FREE AGENTS

Pos	Player	Team
S	Sean Considine	Jacksonville
DT	Ron Edwards	Kansas City
LB	Omar Gaither	Philadelphia
K	Olindo Mare	Seattle
WR	Legedu Naanee	San Diego

UNRESTRICTED FREE AGENTS LOST

TE	Jeff King	Arizona
OT	Derek Landri	Philadelphia
K	Rhys Lloyd	New York Giants
CB	Richard Marshall	Arizona
QB	Matt Moore	Miami
TE	Dante Rosario	Denver

FREE AGENT HISTORY

VETERAN FREE AGENTS

QB	Derek Anderson
CB	Cletis Gordon
TE	Ben Hartssock
S	Kevin Payne
TE	Jeremy Shockey

2010 FREE AGENCY

UNRESTRICTED FREE AGENTS LOST

Pos	Player	Team
QB	A.J. Feeley	St. Louis
DE	Julius Peppers	Chicago
CB	Dante Wesley	Detroit

VETERAN FREE AGENTS

S	Aaron Francisco
S	Marcus Hudson
DT	Ed Johnson
C	Steve Justice
T	Rob Petitti
RB	Josh Vaughan
WR	Wallace Wright

2009 FREE AGENCY

UNRESTRICTED FREE AGENTS LOST

Pos	Player	Team
C	Geoff Hangartner	Buffalo
WR	Mark Jones	Tennessee
OT	Frank Ormiyale	Chicago
LB	Adam Seward	Indianapolis

VETERAN FREE AGENTS

G	Justin Geisinger
---	------------------

2008 FREE AGENCY

UNRESTRICTED FREE AGENTS

Pos	Player	Team
DT	Tyler Brayton	Oakland
G	Milford Brown	St. Louis
DB	Ricardo Colclough	Cleveland
WR	D.J. Hackett	Seattle
LB	Landon Johnson	Cincinnati
DT	Ian Scott	Philadelphia
RB	LaBrandon Toefield	Jacksonville
G	Keydrick Vincent	Arizona

UNRESTRICTED FREE AGENTS LOST

WR	Drew Carter	Oakland
WR	Keary Colbert	Denver
DB	Marquand Manuel	Denver
DT	Kindal Moorehead	Atlanta

VETERAN FREE AGENTS

RB	Stephen Davis**
G	Toniu Fonoti
DB	Terrence Holt
WR	Muhsin Muhammad
DT	Darwin Walker
**	retired same day as signing

2007 FREE AGENCY

UNRESTRICTED FREE AGENTS

Pos	Player	Team
S	Deke Cooper	San Francisco

UNRESTRICTED FREE AGENTS LOST

LB	Vinny Ciurciu	Minnesota
LB	Chris Draft	St. Louis
TE	Mike Seidman	Indianapolis

VETERAN FREE AGENTS

DE	Dave Ball
QB	David Carr
CB	Curtis DeLoatch
DT	Chad Lavalais
LB	Terrence Melton
WR	Kevin Youngblood

2006 FREE AGENCY

UNRESTRICTED FREE AGENTS

Pos	Player	Team
LB	Keith Adams	Philadelphia
C	Justin Hartwig	Tennessee
DT	Maake Kemoeatu	Baltimore
DT	Damione Lewis	St. Louis
S	Kevin McCadam	Atlanta
S	Shaun Williams	New York Giants

UNRESTRICTED FREE AGENTS LOST

S	Idrees Bashir	Detroit
S	Marlon McCree	San Diego
DE	Kemp Rasmussen	Seattle
G	Tutan Reyes	Buffalo
S	Dante Wesley	Chicago
LB	Will Witherspoon	St. Louis

VETERAN FREE AGENTS

LB	Na'il Diggs
CB	Reggie Howard
WR	Keyshawn Johnson
P	Micah Knorr
DE	Otis Leverette

2005 FREE AGENCY

UNRESTRICTED FREE AGENTS

Pos	Player	Team
S	Idrees Bashir	Indianapolis
TE	Freddie Jones	Arizona
CB	Ken Lucas	Seattle
S	Marlon McCree	Houston
P	Tom Rouen	Seattle

UNRESTRICTED FREE AGENTS LOST

LB	Brian Allen	Washington
S	Travares Tillman	Miami

VETERAN FREE AGENTS

WR	Eugene Baker
P	Steve Cheek
LB	Chris Draft
WR	Javin Hunter
G	Mike Wahle

2004 FREE AGENCY

UNRESTRICTED FREE AGENTS

Pos	Player	Team
OL	Travis Claridge	Atlanta
CB	Terrance Shaw	Oakland
LB	Brandon Short	New York Giants

UNRESTRICTED FREE AGENTS LOST

WR	Kevin Dyson	San Diego
LB	Greg Favors	Jacksonville
S	Deon Grant	Jacksonville
CB	Reggie Howard	Miami
G	Jeno James	Miami
TE	Jermaine Wiggins	Minnesota

FREE AGENT HISTORY

VETERAN FREE AGENTS

LB	Jesse Armstead
CB	Artrell Hawkins
WR	Donald Hayes
OL	Adam Meadows
G	Rich Tyiski
DT	Rod Walker

2003 FREE AGENCY

UNRESTRICTED FREE AGENTS

Pos	Player	Team
G	Doug Brzezinski	Philadelphia
QB	Jake Delhomme	New Orleans
WR	Kevin Dyson	Tennessee
LB	Greg Favors	Buffalo
WR	Ricky Proehl	St. Louis

UNRESTRICTED FREE AGENTS LOST

LB	Hannibal Navies	Green Bay
C	Jamar Nesbit	Jacksonville

VETERAN FREE AGENTS

RB	Stephen Davis
DT	Giradie Mercer
DE	Kavika Pittman
LB	Marquis Smith

2002 FREE AGENCY

UNRESTRICTED FREE AGENTS

Pos	Player	Team
CB	Terry Cousin	Miami
QB	Rodney Peete	Oakland
RB	Lamar Smith	Miami

UNRESTRICTED FREE AGENTS LOST

TE	Luther Broughton	Chicago
DT	Larry Chester	Miami
WR	Donald Hayes	New England
FB	Chris Hetherington	St. Louis

VETERAN FREE AGENTS

RB	Michael Bates
LB	Jermaine Benoit
DT	Shane Burton
DT	James Clyburn
LB	Mark Fields
G	Derrick Fletcher
LB	Brad Jackson
CB	DeRon Jenkins
G	Scott Kiernan
DT	Emarlos Leroy
OL	Chris Snyder
CB	Cordell Taylor
CB	Fred Vinson

2001 FREE AGENCY

UNRESTRICTED FREE AGENTS

Pos	Player	Team
TE	Luther Broughton	Philadelphia
DT	Brentson Buckner	San Francisco
G	Kevin Donnalley	Miami
LB	Jason Kyle	San Francisco
C	Jeff Mitchell	Baltimore
RB	Adrian Murrell	Washington

UNRESTRICTED FREE AGENTS LOST

G	Matt Campbell	Washington
C	Frank Garcia	St. Louis
K	Joe Nedney	Tennessee

VETERAN FREE AGENTS

T	Jon Blackman
P	Will Brice

DT	Larry Chester
DT	Harry Deligianis
RB	Chad Dukes
LB	Ron Merkerson
RB	Wilmont Perry
P	Todd Sauerbrun
T	Todd Steussie
WR	Jim Turner
OL	T.J. Washington

2000 FREE AGENCY

UNRESTRICTED FREE AGENTS

Pos	Player	Team
OL	James Dexter	Arizona
CB	Jimmy Hitchcock	Minnesota
DE	Chuck Smith	Atlanta
DE	Jay Williams	St. Louis

UNRESTRICTED FREE AGENTS LOST

WR	Norberto Davids-Garrido	Arizona
----	-------------------------	---------

VETERAN FREE AGENTS

WR	Karl Hankton
RB	Natrone Means
WR	Larry Ryans
LB	Lee Woodall

1999 FREE AGENCY

UNRESTRICTED FREE AGENTS

Pos	Player	Team
QB	Steve Bono	St. Louis
DE	Antonio Edwards	Atlanta
T	Clarence Jones	New Orleans
LB	Donta Jones	Pittsburgh
TE	Brian Kinchen	Baltimore
WR	Todd Kinchen	Atlanta
DB	Roderick Mullen	Green Bay
S	Mike Scurlock	St. Louis
LB	Steve Tovar	San Diego
LB	Dean Wells	Seattle
P	Klaus Wilmsmeyer	Miami

UNRESTRICTED FREE AGENTS LOST

T	Blake Brockermeyer	Chicago
WR	Raghib Ismail	Dallas
DE	Shawn King	Indianapolis
QB	Shane Matthews	Chicago
DB	Lenny McGill	Seattle

VETERAN FREE AGENTS

T	Steven Conley
DE	Eric England
LB	Ray Farmer
FB	Chris Hetherington
S	Lamar Lyons
LB	Samuel Manuel
WR	Iheanyi Uwaezuoke

1998 FREE AGENCY

UNRESTRICTED FREE AGENTS

Pos	Player	Team
S	Brent Alexander	Arizona
LB	Earnest Dixon	New Orleans
CB	Doug Evans	Green Bay
FB	William Floyd	San Francisco
DE	Sean Gilbert*	Washington
DB	Derwin Gray	Indianapolis
G	Corbin Lacina	Buffalo
S	Brett Maxie**	San Francisco

FREE AGENT HISTORY

DB Leonard Wheeler Minnesota
 * franchise player
 ** retired same day as signing

UNRESTRICTED FREE AGENTS LOST

LB Myron Baker Indianapolis
 G Matt Elliott Atlanta
 TE Walter Rasby Detroit
 S Pat Terrell Green Bay

VETERAN FREE AGENTS

LB Jeff Brady
 OL Bernard Dafney
 FB Mike Dulaney
 LB Kevin Greene
 G Shane Hannah
 LB Eddie Mason
 TE Brian Wiggins

1997 FREE AGENCY

UNRESTRICTED FREE AGENTS

Pos	Player	Team
LB	Micheal Barrow	Tennessee
WR	Ernie Mills	Pittsburgh
DE	Ray Seals	Pittsburgh

UNRESTRICTED FREE AGENTS LOST

FB Bob Christian Atlanta
 WR Willie Green Denver
 FB Howard Griffith Denver
 DE Mark Thomas Chicago

VETERAN FREE AGENTS

LB Ray Jacobs
 RB Brian O'Neal

1996 FREE AGENCY

UNRESTRICTED FREE AGENTS

Pos	Player	Team
QB	Steve Beuerlein	Jacksonville
LB	Duane Bickett	Seattle
CB	Eric Davis	San Francisco
LB	Kevin Greene	Pittsburgh
T	Greg Skrepenak	Oakland
TE	Wesley Walls	New Orleans

UNRESTRICTED FREE AGENTS LOST

RB Derrick Moore Detroit
 QB Frank Reich New York Jets
 CB Rod Smith Minnesota

VETERAN FREE AGENTS

WR Michael Bates
 DT Les Miller
 WR Terry Obee
 S Damon Pieri
 QB Kelly Stouffer

1995 FREE AGENCY

UNRESTRICTED FREE AGENTS

Pos	Player	Team
RB	Randy Baldwin	Cleveland
P	Tommy Barnhardt	New Orleans
WR	Don Beebe	Buffalo
LB	Darion Conner	New Orleans
DE	Mike Fox	New York Giants
T	Derrick Graham	Kansas City
K	John Kasay	Seattle
LB	Lamar Lathon	Houston

S Brett Maxie Atlanta
 TE Pete Metzelaars Buffalo
 LB Sam Mills New Orleans
 QB Frank Reich Buffalo
 LB Frank Stams Cleveland
 WR Dwight Stone Pittsburgh
 RB Vernon Turner Tampa Bay
 DE Gerald Williams Pittsburgh
 CB James Williams Arizona

VETERAN FREE AGENTS

LB Carlton Bailey
 DL Jeff Fields
 RB Eddie Fuller
 RB Judd Garrett
 CB Alan Haller
 CB Steve Lofton
 S Bubba McDowell
 WR Brian Wiggins

TRADE HISTORY

Date	Acquired	From	In Exchange For
04/22/95	1995 1st Round (5) Draft Choice	Cincinnati	1995 1st Round (1) Draft Choice 1995 2nd Round (36) Draft Choice
04/22/95	1995 1st Round (22) Draft Choice 1995 6th Round (188) Draft Choice	Green Bay	1995 1st Round (32) Draft Choice 1995 3rd Round (65) Draft Choice 1995 6th Round (173) Draft Choice
04/22/95	1995 1st Round (29) Draft Choice	San Diego	1995 2nd Round (34) Draft Choice 1995 3rd Round (98) Draft Choice 1995 4th Round (100) Draft Choice
04/23/95	1995 6th Round (191) Draft Choice	Kansas City	1996 6th Round (176) Draft Choice
05/30/95	Barry Foster	Pittsburgh	1996 6th Round (192) Draft Choice
08/21/95	Ray Ethridge	Cleveland	Past Considerations
08/29/95	Travis Hill	Cleveland	Michael Bates
04/21/96	1996 4th Round (111) Draft Choice	Denver	1996 4th Round (122) Draft Choice 1996 5th Round (159) Draft Choice 1996 7th Round (235) Draft Choice
08/25/96	Raghib Ismail	Oakland	1997 5th Round (157) Draft Choice
08/24/97	Israel Raybon	Pittsburgh	1998 7th Round (203) Draft Choice
04/16/98	2000 1st Round (23) Draft Choice	Miami	1998 2nd Round (44) Draft Choice
07/23/98	1999 2nd Round (34) Draft Choice	Indianapolis	Tyrone Poole
03/01/99	Jeff Lewis	Denver	1999 3rd Round (67) Draft Choice, 2000 4th Round (112) Draft Choice
08/05/99	Undisclosed Draft Choice	Green Bay	Jamie Wilson
09/05/99	2001 7th Round (227) Draft Choice	Philadelphia	Luther Broughton
04/15/00	2000 2nd Round (57) Draft Choice 2000 4th Round (120) Draft Choice	Tampa Bay	2000 2nd Round (51) Draft Choice
04/21/00	Spencer Reid	Indianapolis	Fred Lane
09/02/01	Perry Phenix	Tennessee	Undisclosed Draft Choice
04/20/02	2002 3rd Round (73) Draft Choice 2002 5th Round (145) Draft Choice	Cincinnati	2002 3rd Round (67) Draft Choice
07/19/02	Al Wallace 2003 4th Round (119) Draft Choice	Miami	Jay Williams
04/26/03	2003 2nd Round (50) Draft Choice 2003 4th Round (120) Draft Choice	New England	2003 2nd Round (45) Draft Choice
04/26/03	2003 3rd Round (82) Draft Choice	Denver	2003 4th Round (108) Draft Choice 2003 4th Round (120) Draft Choice 2003 7th Round (227) Draft Choice
04/27/03	2003 7th Round (226) Draft Choice 2003 7th Round (247) Draft Choice	Miami	2003 6th Round (181) Draft Choice
04/24/04	2004 1st Round (28) Draft Choice	San Francisco	2004 1st Round (31) Draft Choice 2004 4th Round (127) Draft Choice
08/25/04	Javier Collins	Dallas	Conditional Draft Choice
09/04/04	Todd Fordham	Pittsburgh	2005 7th Round (228) Draft Choice
04/23/05	2005 2nd Round (54) Draft Choice 2005 4th Round (121) Draft Choice 2005 4th Round (126) Draft Choice	Seattle	2005 2nd Round (45) Draft Choice
04/23/05	2005 3rd Round (89) Draft Choice	Green Bay	2005 4th Round (115) Draft Choice 2005 4th Round (126) Draft Choice

TRADE HISTORY

Date	Acquired	From	In Exchange For
05/19/05	Jason Baker 2006 7th Round (237) Draft Choice	Denver	Todd Sauerbrun
07/28/05	Rod Gardner	Washington	2006 6th Round (196) Draft Choice
04/28/07	2007 1st Round (25) Draft Choice 2007 2nd Round (59) Draft Choice 2007 5th Round (164) Draft Choice	New York Jets	2007 1st Round (14) Draft Choice 2007 6th Round (191) Draft Choice
08/03/07	Chris Harris	Chicago	2008 5th Round (142) Draft Choice
02/29/08	2008 3rd Round (67) Draft Choice, 2008 5th Round (141) Draft Choice	New York Jets	Kris Jenkins
04/26/08	2008 1st Round (19) Draft Choice	Philadelphia	2008 2nd Round (43) Draft Choice 2008 4th Round (109) Draft Choice 2009 1st Round (28) Draft Choice
08/30/08	Josh McCown	Miami	2009 7th Round (237) Draft Choice
04/13/09	J.J. Jansen	Green Bay	2011 7th Round (204) Draft Choice
0/4/25/09	2009 2nd Round (43) Draft Choice 2009 4th Round (111) Draft Choice	San Francisco	2010 1st Round (17) Draft Choice
04/26/09	2009 7th Round (216) Draft Choice 2010 6th Round (175) Draft Choice	Oakland	2009 6th Round (202) Draft Choice
09/01/09	Louis Leonard	Cleveland	2010 6th Round (186) Draft Choice
10/20/09	Tank Tyler	Kansas City	2010 5th Round (144) Draft Choice
04/23/10	2010 3rd Round (89) Draft Choice	New England	2011 2nd Round (33) Draft Choice
04/24/10	2010 4th Round (124) Draft Choice 2010 6th Round (198) Draft Choice	New York Jets	2010 4th Round (112) Draft Choice
04/27/10	Jamar Williams	Chicago	Chris Harris
07/29/11	Greg Olsen	Chicago	2012 3rd Round (73) Draft Choice
03/30/12	Bruce Campbell	Oakland	Mike Goodson
04/28/12	2012 4th Round (103) Draft Choice	San Francisco	2012 6th Round (180) Draft Choice 2013 3rd Round (74) Draft Choice
07/24/12	Louis Murphy	Oakland	2013 7th Round (219) Draft Choice
08/31/12	Colin Jones	San Francisco	2014 7th Round (243) Draft Choice
10/04/13	2014 7th Round (225) Draft Choice	New York Giants	Jon Beason
05/10/14	2014 5th Round (148) Draft Choice	Minnesota	2014 5th Round (168) Draft Choice 2014 7th Round (225) Draft Choice
08/19/14	Conditional 2015 7th Round Draft Choice	Philadelphia	Kenjon Barner
05/01/15	2015 2nd Round (41) Draft Choice	St. Louis	2015 2nd Round (57) Draft Choice 2015 3rd Round (89) Draft Choice 2015 6th Round (201) Draft Choice
05/02/15	2015 4th Round (102) Draft Choice	Oakland	2014 4th Round (124) Draft Choice 2014 5th Round (161) Draft Choice 2014 7th Round (242) Draft Choice
09/29/15	Jared Allen	Chicago	2016 6th Round (206) Draft Choice
04/29/16	2016 3rd Round (77) Draft Choice 2016 5th Round (141) Draft Choice	Cleveland	2016 3rd Round (93) Draft Choice 2016 4th Round (129) Draft Choice 2016 5th Round (168) Draft Choice

TRADE HISTORY

Date	Acquired	From	In Exchange For
08/29/16	Andy Lee 2017 7th Round (233) Draft Choice	Cleveland	Kasey Redfern 2018 4th Round Draft Choice
03/11/17	2017 2nd Round (64) Draft Choice	New England	Kony Ealy 2017 3rd Round (72) Draft Choice
04/28/17	2017 3rd Round (77) Draft Choice	Arizona	2017 3rd Round (98) Draft Choice 2017 4th Round (115) Draft Choice
09/3/17	Kevon Seymour	Buffalo	Kaelin Clay 2019 7th Round Draft Choice
10/31/17	2018 3rd Round (85) Draft Choice 2018 7th Round (234) Draft Choice	Buffalo	Kelvin Benjamin
03/14/18	Torrey Smith	Philadelphia	Daryl Worley
04/27/18	2018 4th Round (101) Draft Choice 2018 4th Round (147) Draft Choice	Green Bay	2018 3rd Round (88) Draft Choice
04/28/18	2018 4th Round (136) Draft Choice	Los Angeles Rams	2018 5th Round (147) Draft Choice 2018 6th Round (197) Draft Choice
09/01/18	Corey Robinson	Detroit	2019 7th Round Draft Choice
09/25/18	Marshall Newhouse	Buffalo	2021 7th Round Draft Choice
04/25/19	2019 2nd Round (37) Draft Choice	Seattle	2019 2nd Round (47) Draft Choice 2019 3rd Round (77) Draft Choice
04/26/19	2019 6th Round (212) Draft Choice 2019 7th Round (237) Draft Choice	Denver	2019 6th Round (187) Draft Choice
03/04/20	Russell Okung	LA Chargers	Trai Turner
03/23/20	2020 5th Round (148) Draft Choice	Washington	Kyle Allen
04/24/20	2020 3rd Round (69) Draft Choice 2020 5th Round (148) Draft Choice	Seattle	2020 2nd Round (64) Draft Choice
08/31/20	2023 7th Round Draft Choice	Buffalo	Andre Smith
04/02/21	2021 2nd Round (52) Draft Choice 2021 3rd Round (83) Draft Choice 2021 6th Round (204) Draft Choice	Chicago	2021 2nd Round (39) Draft Choice 2021 5th Round (151) Draft Choice
04/05/21	Sam Darnold	New York Jets	2021 6th Round Draft Choice (226) 2022 2nd Round Draft Choice (38) 2022 4th Round Draft Choice (110)
04/30/21	2021 6th Round (191) Draft Choice	Denver	Teddy Bridgewater
04/30/21	2021 2nd Round Draft Choice (59) 2021 3rd Round Draft Choice (89)	Cleveland	2021 2nd Round Draft Choice (52) 2021 4th Round Draft Choice (113)
04/30/21	2021 3rd Round Draft Choice (70)	Philadelphia	2021 3rd Round Draft Choice (73) 2021 6th Round Draft Choice (191)
05/01/21	2021 4th Round Draft Choice (109) 2021 5th Round Draft Choice (158) 2022 4th Round Draft Choice	Houston	2021 3rd Round Draft Choice (89)
05/01/21	2021 4th Round Draft Choice (126) 2021 5th Round Draft Choice (166) 2021 7th Round Draft Choice (232)	Tennessee	2021 3rd Round Draft Choice (109)
08/17/21	2022 7th Round Draft Choice (245)	Miami	Greg Little
08/25/21	2022 6th Round Draft Choice (198)	Las Vegas	Denzel Perryman 2022 7th Round Draft Choice (225)
08/26/21	Ryan Santos	New York Giants	2022 Conditional 7th Round Draft Choice
08/30/21	Darryl Johnston	Buffalo	2022 6th Round Draft Choice (184)
09/27/21	CJ Henderson 2022 5th Round Draft Choice (144)	Jacksonville	Dan Arnold 2022 3rd Round Draft Choice (70)
10/06/21	Stephon Gilmore	New England	2023 6th Round Draft Choice
04/30/22	2022 3rd Round Choice (94)	New England	2022 4th Round Draft Choice (137) 2023 3rd Round Draft Choice
04/30/22	2022 4th Round Choice (120) 2022 6th Round Choice (189)	Washington	2022 5th Round Draft Choice (144) 2022 5th Round Draft Choice (149)
07/06/22	Baker Mayfield	Cleveland	2024 5th Round Draft Choice
08/30/22	Laviska Shenault Jr.	Jacksonville	2023 7th Round Draft Choice (226) 2024 6th Round Draft Choice
8/30/22	2024 5th Round Draft Choice	Tennessee	Dennis Daley 2024 7th Round Draft Choice

TRADE HISTORY

Date	Acquired	From	In Exchange For
10/17/22	2024 6th Round Draft Choice 2025 7th Round Draft Choice	Arizona	Robbie Anderson
10/21/22	2023 2nd Round Draft Choice (61) 2023 3rd Round Draft Choice (93) 2023 4th Round Draft Choice (132) 2024 5th Round Draft Choice	San Francisco	Christian McCaffrey
03/15/23	2023 1st Round Draft Choice (1)	Chicago	DJ Moore 2023 1st Round Draft Choice (9) 2023 2nd Round Draft Choice (61) 2024 1st Round Draft Choice 2025 2nd Round Draft Choice

POSTSEASON HISTORY

NFC DIVISIONAL PLAYOFFS CAROLINA 26 – DALLAS 17

January 5, 1997
Ericsson Stadium • Charlotte, NC

WEATHER: Partly Cloudy, 67°, Wind SW 15 mph - ATTENDANCE: 72,808 - TIME: 2:58

In the first playoff game in team history, the Carolina Panthers stuck to a formula that had worked all season, using an opportunistic offense, a Sam Mills-led defense, solid special teams and an uplifting record-sized crowd to defeat the defending Super Bowl Champion Dallas Cowboys, 26-17.

Running back Anthony Johnson earned his sixth 100-yard game of the season behind a performance by the offensive line which did not allow quarterback Kerry Collins to be sacked all day. Collins completed a workmanlike 12-of-22 passes for 100 yards and two touchdowns, and directed the team to 17 first-half points. The defense supplied a team effort with interceptions by Chad Cota, Pat Terrell and Mills and sacks by Lamar Lathon and Les Miller, while successfully executing three goal-line stands from inside their own five-yard line. Kicker John Kasay converted on all four field goal attempts.

The Cowboys took a 3-0 lead on a 22-yard field goal before a Collins pass to Wesley Walls following a 68-yard drive put the Panthers ahead 7-3. After trading touchdowns, the Cowboys got within three following a Panthers safety when a snap sailed over punter Rohn Stark's head. Cota's interception on Dallas' ensuing possession, however, set up a 24-yard Kasay field goal and a 17-11 halftime lead.

The two teams traded field goals in the third quarter and again to begin the fourth, with Chris Boniol converting twice from 21 and Kasay twice from 40. After the Panthers downed a Stark punt at the one, Terrell's interception set up a Kasay 32-yard conversion, before Mills' interception and return to the one-yard line, sealed the game.

OFFICIALS

Referee — Johnny Grier (23) Umpire — Jim Quirk (5) Head Linesman — Mark Baltz (26) Line Judge — Jeff Bergman (32)
Field Judge — Ron Spittler (119) Side Judge — Ron Liebsack (76) Back Judge — Scott Steenson (88)

STARTING LINEUPS

Dallas Cowboys				Carolina Panthers			
Offense		Defense		Offense		Defense	
WR	85 K. Williams	LDE	92 T. Tolbert	WR	86 W. Green	LDE	93 M. Fox
LT	71 M. Tuinei	LDT	95 C. Hennings	LT	66 M. Campbell	NT	71 G. Kragen
LG	61 N. Newton	RDT	75 T. Casillas	LG	52 M. Elliott	RDE	98 G. Williams
C	53 R. Donaldson	RDE	96 S. Carver	C	65 F. Garcia	LOLB	91 K. Greene
RG	73 L. Allen	SLB	51 B. Thomas	RG	75 G. Skrepenak	LILB	51 S. Mills
RT	79 E. Williams	MLB	55 F. Strickland	RT	76 N. Garrido	RILB	54 C. Bailey
TE	86 E. Bjornson	WLB	59 D. Smith	TE	85 W. Walls	ROLB	57 L. Lathon
WR	88 M. Irvin	LCB	26 K. Smith	WR	85 M. Carrier	LCB	25 E. Davis
QB	8 T. Aikman	RCB	21 D. Sanders	QB	12 K. Collins	RCB	38 T. Poole
FB	48 T. Johnston	SS	28 D. Woodson	FB	30 H. Griffith	SS	39 B. Maxie
RB	22 E. Smith	FS	30 G. Teague	RB	23 A. Johnson	FS	40 P. Terrell

CAROLINA SUBSTITUTIONS: P 3 R. Stark, PK 4 J. Kasay, RB 20 W. Oliver, S 27 D. Pieri, CB 31 R. Smith, S 37 C. Cota, CB 41 T. Cook, FB 43 S. Greene, LB 50 D. Bickett, LB 56 M. Baker, LB 58 A. Royal, C 63 M. Rodenhausner, C 64 C. Whitley, DE 69 L. Miller, T 78 B. Brockermeyer, WR 80 D. Stone, WR 81 R. Ismail, WR 82 M. Bates, WR 87 M. Muhammad, TE 88 W. Rasby, DE 95 M. Thomas. **DID NOT PLAY:** QB 7 S. Beuerlein, CB 29 S. Lofton. **INACTIVE:** QB 11 J. Barker, CB 26 E. McDaniel, RB 32 D. Philyaw, G 67 B. Hayes, T 74 M. Dennis, TE 89 S. Tucker, NT 90 E. Phillon.

		1	2	3	4	OT	TOTAL	FIELD GOALS (made() & missed)	
VISITOR	Dallas Cowboys	3	8	3	3	-	17	C. Boniol (22) (21) (21)	
HOME	Carolina Panthers	7	10	3	6	-	26	J. Kasay (24) (40) (40) (32)	

Team	Qtr	Clock Time	PLAY DESCRIPTION (Extra Point) (Drive Info)	SCORE	
				Visitor	Home
COWBOYS	1	8:27	C. Boniol 22 yd. Field Goal (10-49, 4:20)	3	0
PANTHERS	1	5:28	W. Walls 1 yd. pass from K. Collins (J. Kasay kick) (6-68, 2:59)	3	7
PANTHERS	2	12:49	W. Greene 10 yd. pass from K. Collins (J. Kasay kick) (11-42, 5:59)	3	14
COWBOYS	2	4:19	D. Johnston 2 yd. pass from T. Aikman (Two-point attempt failed) (14-73, 8:30)	9	14
COWBOYS	2	3:11	R. Stark snap out of end zone, forced by TEAM for SAFETY	11	14
PANTHERS	2	0:03	J. Kasay 24 yd. Field Goal (7-21, 1:46)	11	17
COWBOYS	3	10:07	C. Boniol 21 yd. Field Goal (5-13, 2:05)	14	17
PANTHERS	3	4:58	J. Kasay 40 yd. Field Goal (10-50, 5:09)	14	20
PANTHERS	4	11:41	J. Kasay 40 yd. Field Goal (11-51, 6:44)	14	23
COWBOYS	4	5:33	C. Boniol 21 yd. Field Goal (12-78, 6:08)	17	23
PANTHERS	4	1:48	J. Kasay 32 yd. Field Goal (4-5, 0:28)	17	26

POSTSEASON HISTORY

FINAL INDIVIDUAL STATISTICS

Dallas Cowboys							Carolina Panthers												
RUSHING	ATT	YDS	AVG	LG	TD		RUSHING	ATT	YDS	AVG	LG	TD							
E. Smith	22	80	3.6	25	0		A. Johnson	26	104	4.0	12	0							
D. Sanders	1	16	16.0	16	0		W. Oliver	3	11	3.7	9	0							
T. Aikman	1	0	0.0	0	0		R. Ismail	1	7	7.0	7	0							
							K. Collins	6	5	0.8	8	0							
							R. Stark	1	0	0.0	0	0							
Total	24	96	4.0	25	0		Total	37	127	3.4	12	0							
PASSING	ATT	CMP	YDS	SK/YD	TD	LG	IN	PASSING	ATT	CMP	YDS	SK/YD	TD	LG	IN				
T. Aikman	36	18	165	2/17	1	23	3	K. Collins	22	12	100	0/0	2	22	1				
Total	36	18	165	2/17	1	23	3	Total	22	12	100	0/0	2	22	1				
PASS RECEIVING	NO	YDS	AVG	LG	TD			PASS RECEIVING	NO	YDS	AVG	LG	TD						
K. Williams	6	89	14.8	23	0			W. Green	5	53	10.6	22	1						
D. Johnston	4	18	4.5	7	1			W. Walls	3	25	8.3	13	1						
K. Martin	3	31	10.3	13	0			A. Johnson	1	9	9.0	9	0						
E. Smith	3	-2	-0.6	3	0			M. Carrier	1	7	7.0	7	0						
M. Irvin	1	22	22.0	22	0			W. Oliver	1	5	5.0	5	0						
E. Bjornson	1	7	7.0	7	0			H. Griffith	1	1	1.0	1	0						
Total	18	165	9.2	23	1			Total	12	100	8.3	22	2						
INTERCEPTIONS	NO	YDS	AVG	LG	TD			INTERCEPTIONS	NO	YDS	AVG	LG	TD						
D. Woodson	1	0	0.0	0	0			C. Cota	1	49	49.0	49	0						
Total	1	0	0.0	0	0			P. Terrell	1	49	49.0	49	0						
								S. Mills	1	24	24.0	24	0						
								Total	3	122	40.7	49	0						
PUNTING	NO	YDS	AVG	TB	IN20	LG		PUNTING	NO	YDS	AVG	TB	IN20	LG					
J. Jett	3	153	51.0	0	1	59		R. Stark	1	39	39.0	0	1	39					
Total	3	153	51.0	0	1	59		Total	1	39	39.0	0	1	39					
PUNT RETURNS	NO	YDS	AVG	FC	LG	TD		PUNT RETURNS	NO	YDS	AVG	FC	LG	TD					
(DOWNED)	1	0	0.0	0	0	0		W. Oliver	2	17	8.5	1	15	0					
Returns	0	0	0.0	0	0	0		Returns	2	17	8.5	1	15	0					
KICKOFF RETURNS	NO	YDS	AVG	FC	LG	TD		KICKOFF RETURNS	NO	YDS	AVG	FC	LG	TD					
K. Williams	3	44	14.7	0	17	0		M. Bates	5	155	31	0	51	0					
H. Walker	2	29	14.5	0	19	0		Returns	5	155	31	0	51	0					
D. Sanders	1	28	28.0	0	28	0													
(TOUCHBACK)	2	0	0.0	0	0	0													
Returns	6	101	16.8	0	28	0													
FUMBLES	Fum	Own Rec.	Yds	TD	FF	Opp. Rec.	Yds	TD	Out Bnds	FUMBLES	Fum	Own Rec.	Yds	TD	FF	Opp. Rec.	Yds	TD	Out Bnds
T. Aikman	1	0	-5	0	0	0	0	0	0	M. Rodehouser	1	1	-37	0	0	0	0	0	0
E. Smith	0	1	0	0	0	0	0	0	0	W. Oliver	1	0	0	0	0	0	0	0	0
D. Smith	0	0	0	0	1	0	0	0	0	Total	2	1	-37	0	0	0	0	0	0
D. Johnston	0	0	0	0	1	0	0	0	0										
Total	1	1	-5	0	1	1	0	0	0										

FINAL TEAM STATISTICS

TOTAL FIRST DOWNS	21	18						Fgs - PATs Had Blocked	0-0	0-0
By Rushing	5	8						TOTAL RETURN YARDAGE (Not Including Kickoffs)	0	139
By Passing	12	7						No. and Yards Punt Returns	0-0	2-17
By Penalty	4	3						No. and Yards Kickoff Returns	6-101	5-155
THIRD DOWN EFFICIENCY	4-12-33%	4-11-36%						No. and Yards Interception Returns	1-0	3-122
FOURTH DOWN EFFICIENCY	0-0-0%	1-2-50%						PENALTIES Number and Yards	6-61	5-38
TOTAL NET YARDS	244	227						FUMBLES Number and Lost	1-0	2-1
Total Offensive Plays (inc. times thrown passing)	62	59						TOUCHDOWNS	1	2
Average gain per offensive play	3.9	3.8						Rushing	0	0
NET YARDS RUSHING	96	127						Passing	1	2
Total Rushing Plays	24	37						EXTRA POINTS Made-Attempts	0-1	2-2
Average gain per rushing play	4.0	3.4						Kicking Made-Attempts	0-0	2-2
NET YARDS PASSING	148	100						Passing Made-Attempts	0-1	0-0
Times thrown - yards lost attempting to pass	2-17	0-0						FIELD GOALS Made-Attempts	3-3	4-4
Gross yards passing	165	100						SAFETIES	1	0
PASS ATTEMPTS-COMPLETIONS-HAD INTERCEPTED	36-18-3	22-12-1						FINAL SCORE	17	26
Average gain per pass play (inc. # thrown passing)	3.9	4.5						TIME OF POSSESSION	30:37	29:23
KICKOFFS Number-In End Zone-Touchbacks	5-1-0	8-2-2								
PUNTS Number and Average	3-51	1-39								
Had Blocked	0	0								

DEFENSIVE STATISTICS (based on coaches' film review)

Player	TT	S	A	S-yds	I-yds	PD	FF	FR	Player	TT	S	A	S-yds	I-yds	PD	FF	FR
S. Mills	11	8	3	0-0	1-24	2	0	0	L. Miller	2	2	0	1-8	0-0	0	0	0
T. Poole	8	7	1	0-0	0-0	2	0	0	M. Fox	2	0	2	0-0	0-0	0	0	0
L. Lathon	8	6	2	1-9	0-0	0	0	0	C. Cota	1	1	0	0-0	1-49	1	0	0
E. Davis	5	4	1	0-0	0-0	2	0	0	R. Smith	1	1	0	0-0	0-0	0	0	0
P. Terrell	4	3	1	0-0	1-49	1	0	0	G. Williams	1	1	0	0-0	0-0	0	0	0
C. Bailey	4	0	4	0-0	0-0	0	0	0	D. Bickett	1	0	1	0-0	0-0	0	0	0
G. Kragen	3	3	0	0-0	0-0	0	0	0	K. Greene	1	0	1	0-0	0-0	0	0	0
B. Maxie	3	1	2	0-0	0-0	0	0	0	Total	55	37	18	2-17	3-122	8	0	0

POSTSEASON HISTORY

NFC CHAMPIONSHIP

GREEN BAY 30 — CAROLINA 13

January 12, 1997
Lambeau Field • Green Bay, WI

WEATHER: Cold and Windy, 3°, Wind W 10 mph - **ATTENDANCE:** 60,216 - **TIME:** 3:04

On a day with wind chill temperatures at more than 20 below zero, the Carolina Panthers surrendered 17 second-quarter points and 479 yards of total offense to the Green Bay Packers and fell one game short of the Super Bowl, 30-13.

The Panthers got ahead early following a Sam Mills interception at the Green Bay 12, which was returned to the two. Kerry Collins found fullback Howard Griffith all alone in the end zone two plays later for a 7-0 Carolina lead.

After Brett Favre drove the Packers for their first touchdown, the Panthers replied with a John Kasay 22-yard field goal following a Lamar Lathon recovery of a Favre fumble. The Packers came

back with a touchdown and a field goal before the half, however, and held a 17-10 advantage at the break.

Both teams traded field goals to open the second half before a Dorsey Levens 66-yard reception off a screen set up a Packers touchdown. A Packers fourth-quarter field goal following a Panthers fumble supplied the 30-13 margin.

Mills led the defense with 14 tackles and an interception while Collins completed 19 of 37 passes for 215 yards, with a touchdown and two interceptions. Willie Green led all Panthers in receiving with 51 yards on five receptions.

OFFICIALS

Referee — Bob McElwee (95) **Umpire** — Bob Boylston (101) **Head Linesman** — Tony Veteri (52) **Line Judge** — Ron Baynes (56)
Field Judge — Bobby Skelton (73) **Side Judge** — Dean Look (49) **Back Judge** — Al Jury (106) **Replay** — Carey (94), Dawson (70)

STARTING LINEUPS

Carolina Panthers						Green Bay Packers					
Offense			Defense			Offense			Defense		
WR	86	W. Green	LDE	93	M. Fox	WR	86	A. Freeman	LE	92	R. White
LT	66	M. Campbell	NT	71	G. Kragen	LT	64	B. Wilkerson	T	71	S. Dotson
LG	52	M. Elliott	RDE	98	G. Williams	LG	73	A. Taylor	NT	93	Gi. Brown
C	65	F. Garcia	LOLB	91	K. Greene	C	52	F. Winters	RE	96	S. Jones
RG	75	G. Skrepenak	LILB	51	S. Mills	RG	63	A. Timmerman	LOLB	59	W. Simmons
RT	76	N. Garrido	RILB	54	C. Bailey	RT	72	E. Dotson	MLB	54	R. Cox
TE	85	W. Walls	ROLB	57	L. Lathon	TE	89	M. Chmura	ROLB	51	B. Williams
WR	83	M. Carrier	LCB	25	E. Davis	WR	84	A. Rison	LCB	21	C. Newsome
QB	12	K. Collins	RCB	38	T. Poole	QB	4	B. Favre	RCB	33	D. Evans
RB	23	A. Johnson	SS	39	B. Maxie	RB	34	E. Bennett	SS	36	L. Butler
FB	30	H. Griffith	FS	40	P. Terrell	FB	30	W. Henderson	FS	41	E. Robinson

CAROLINA SUBSTITUTIONS: P 3 R. Stark, PK 4 J. Kasay, RB 20 W. Oliver, S 27 D. Pieri, CB 31 R. Smith, S 37 C. Cota, CB 41 T. Cook, FB 43 S. Greene, LB 50 D. Bickett, LB 56 M. Baker, LB 58 A. Royal, C 63 M. Rodenhausner, C 64 C. Whitley, DE 69 L. Miller, T 78 B. Brockermeyer, WR 80 D. Stone, WR 81 R. Ismail, WR 82 M. Bates, WR 87 M. Muhammad, TE 88 W. Rasby, DE 95 M. Thomas. **DID NOT PLAY:** QB 7 S. Beuerlein, CB 29 S. Lofton. **INACTIVE:** QB 11 J. Barker, CB 26 E. McDaniel, RB 32 D. Philyaw, G 67 B. Hayes, T 74 M. Dennis, WR 84 B. Wiggins, TE 89 S. Tucker, NT 90 E. Philion.

VISITOR	Carolina Panthers	1	2	3	4	OT	TOTAL	FIELD GOALS (made() & missed)
HOME	Green Bay Packers	7	3	3	0	-	13	C. Jacke 46S (31) (32) (28)
		0	17	10	3	-	30	J. Kasay (22) (23)

Team	Qtr	Clock Time	PLAY DESCRIPTION (Extra Point) (Drive Info)	SCORE	
				Visitor	Home
PANTHERS	1	5:10	H. Griffith 3 yd. pass from K. Collins (J. Kasay kick) (2-2, 0:27)	7	0
PACKERS	2	14:54	D. Levens 29 yd. pass from B. Favre (C. Jacke kick) (4-73, 1:43)	7	7
PANTHERS	2	8:40	J. Kasay 22 yd. Field Goal (7-41, 3:17)	10	7
PACKERS	2	0:48	A. Freeman 6 yd. pass from B. Favre (C. Jacke kick) (15-71, 7:52)	10	14
PACKERS	2	0:10	C. Jacke 31 yd. Field Goal (4-48, 0:25)	10	17
PACKERS	3	8:16	C. Jacke 32 yd. Field Goal (11-73, 6:44)	10	20
PANTHERS	3	3:23	J. Kasay 23 yd. Field Goal (11-73, 4:53)	13	20
PACKERS	3	1:58	E. Bennett 4 yd. run (C. Jacke kick) (3-74, 1:25)	13	27
PACKERS	4	10:02	C. Jacke 28 yd. Field Goal (7-80, 1:43)	13	30

POSTSEASON HISTORY

FINAL INDIVIDUAL STATISTICS

Carolina Panthers										Green Bay Packers									
RUSHING										RUSHING									
A. Johnson	ATT	YDS	AVG	LG	TD	E. Bennett	ATT	YDS	AVG	LG	TD								
W. Oliver	11	31	2.8	7	0	D. Levens	25	99	4.0	13	1								
K. Collins	2	15	7.5	11	0	B. Favre	10	88	8.8	35	0								
	37	19	215	2/9	1	J. McMahon	5	14	2.8	5	0								
	1	-1	-1.0	-1	0	W. Henderson	4	0	0.0	0	0								
						Total	1	0	0.0	0	0								
Total	14	45	3.2	11	0	Total	45	201	4.5	35	1								
PASSING										PASSING									
K. Collins	ATT	CMP	YDS	SK/YD	TD	LG	IN	B. Favre	ATT	CMP	YDS	SK/YD	TD	LG	IN				
	37	19	215	2/9	1	27	2		29	19	292	1/14	2	66	1				
Total	37	19	215	2/9	1	27	2	Total	29	19	292	1/14	2	66	1				
PASS RECEIVING										PASS RECEIVING									
W. Green	NO	YDS	AVG	LG	TD	D. Levens	NO	YDS	AVG	LG	TD								
M. Carrier	5	51	10.2	19	0	A. Freeman	5	117	23.4	66	1								
H. Griffith	4	65	16.3	27	0	A. Rison	4	43	10.8	25	1								
W. Walls	4	23	5.8	9	1	K. Jackson	3	53	17.7	23	0								
R. Ismail	3	33	11.0	20	0	E. Bennett	3	30	10.0	19	0								
A. Johnson	1	24	24.0	24	0	D. Beebe	2	5	2.5	5	0								
W. Oliver	1	14	14.0	14	0	M. Chmura	1	29	29.0	29	0								
	1	5	5.0	5	1	Total	1	15	15.0	15	0								
Total	19	215	11.3	27	1	Total	19	292	15.4	66	2								
INTERCEPTIONS										INTERCEPTIONS									
S. Mills	NO	YDS	AVG	LG	TD	C. Newsome	NO	YDS	AVG	LG	TD								
	1	10	10.0	10	0	T. Williams	1	35	35.0	35	0								
Total	1	10	10.0	10	0	Total	2	35	17.5	35	0								
PUNTING										PUNTING									
R. Stark	NO	YDS	AVG	TB	IN20	LG	C. Hentrich	NO	YDS	AVG	TB	IN20	LG						
	5	180	36.0	1	1	42		2	72	36.0	1	0	40						
Total	5	180	36.0	1	1	42	Total	2	72	36.0	1	0	40						
PUNT RETURNS										PUNT RETURNS									
W. Oliver	NO	YDS	AVG	FC	LG	TD	D. Howard	NO	YDS	AVG	FC	LG	TD						
[TOUCHBACK]	1	4	4.0	0	4	0	M. Prior	1	3	3.0	0	3	0						
	1	0	0.0	0	0	0	(DOWNED)	0	0	0.0	1	0	0						
							(OUT OF BOUNDS)	1	0	0.0	0	0	0						
Returns	1	4	4.0	0	4	0	[TOUCHBACK]	1	0	0.0	0	0	0						
							Returns	1	3	3.0	1	3	0						
KICKOFF RETURNS										KICKOFF RETURNS									
M. Bates	NO	YDS	AVG	FC	LG	TD	D. Howard	NO	YDS	AVG	FC	LG	TD						
S. Greene	1	14	14.0	0	14	0		4	104	26.0	0	49	0						
W. Oliver	1	13	13.0	0	13	0													
M. Baker	1	0	0.0	0	0	0	Returns	4	104	26.0	0	49	0						
Returns	7	86	12.3	0	21	0													
Total	7	86	12.3	0	21	0													
FUMBLES										FUMBLES									
L. Lattion	Fum	Own Rec.	Yds	TD	FF	Opp. Rec.	Yds	TD	Out Bnds	B. Favre	Fum	Own Rec.	Yds	TD	FF	Opp. Rec.	Yds	TD	Out Bnds
B. Maxie	0	0	0	0	1	0	0	0	0	D. Levens	1	1	0	0	0	0	0	0	0
W. Green	1	0	0	0	0	0	0	0	1	D. Evans	0	0	0	0	1	0	0	0	0
A. Johnson	1	0	0	0	0	0	0	0	0	Gi Brown	0	0	0	0	1	0	0	0	0
										L. Butler	0	0	0	0	0	1	0	0	0
Total	2	1	0	0	1	1	0	0	1	Total	2	1	0	0	2	1	0	0	0

FINAL TEAM STATISTICS

	VISITOR PANTHERS				HOME PACKERS					VISITOR PANTHERS				HOME PACKERS			
TOTAL FIRST DOWNS	12				22				TOTAL RETURN YARDAGE (Not Including Kickoffs)	14				38			
By Rushing	1				10				No. and Yards Punt Returns	1-4				1-3			
By Passing	11				12				No. and Yards Kickoff Returns	7-86				4-104			
By Penalty	0				0				No. and Yards Interception Returns	1-10				2-35			
THIRD DOWN EFFICIENCY	5-13-38%				9-17-53%				PENALTIES Number and Yards	4-25				5-45			
FOURTH DOWN EFFICIENCY	0-0-0%				1-1-100%				FUMBLES Number and Lost	2-1				2-1			
TOTAL NET YARDS	251				479				TOUCHDOWNS	1				3			
Total Offensive Plays (inc. times thrown passing)	53				75				Rushing	0				1			
Average gain per offensive play	4.7				6.4				Passing	1				2			
NET YARDS RUSHING	45				201				EXTRA POINTS Made-Attempts	1-1				3-3			
Total Rushing Plays	14				45				Kicking Made-Attempts	1-1				3-3			
Average gain per rushing play	3.2				4.5				FIELD GOALS Made-Attempts	2-2				3-4			
NET YARDS PASSING	206				278				SAFETIES	0				0			
Times thrown – yards lost attempting to pass	2-9				1-14				FINAL SCORE	13				30			
Gross yards passing	215				292				TIME OF POSSESSION	21:57				38:03			
PASS ATTEMPTS-COMPLETIONS-HAD INTERCEPTED	37-19-2				29-19-1												
Average gain per pass play (inc. # thrown passing)	5.3				9.3												
KICKOFFS Number-In End Zone-Touchbacks	4-0-0				7-0-0												
PUNTS Number and Average	5-36				2-36												
Had Blocked	0				0												
FGs – PATs Had Blocked	0-0				0-0												

DEFENSIVE STATISTICS (based on coaches' film review)

Player	TT	S	A	S-yds	I-yds	PD	FF	FR	Player	TT	S	A	S-yds	I-yds	PD	FF	FR
S. Mills	14	5	9	0-0	1-10	1	0	0	T. Poole	4	4	0	0-0	0-0	1	0	0
K. Greene	7	4	3	0-0	0-0	0	0	0	R. Smith	3	3	0	0-0	0-0	0	0	0
G. Kragen	7	4	3	0-0	0-0	0	0	0	T. Cook	2	1	1	0-0	0-0	0	0	0
B. Maxie	7	1	6	0-0	0-0	0	1	0	C. Cota	1	0	1	0-0	0-0	0	0	0
P. Terrell	6	6	0	0-0	0-0	0	0	0	Total	81	51	30	1-14	1-10	3	1	1
M. Fox	6	4	2	0-0	0-0	0	0	0									
C. Bailey	5	5	0	0-0	0-0	0	0	0									

POSTSEASON HISTORY

NFC WILD CARD PLAYOFFS CAROLINA 29 – DALLAS 10

January 3, 2004
Ericsson Stadium • Charlotte, NC

WEATHER: Partly Cloudy, 63°, Wind SSW 9 mph - **ATTENDANCE:** 72,324 - **TIME:** 2:56

Behind a dominating defense, Carolina defeated the Dallas Cowboys, 29-10, at Ericsson Stadium to reach the second-round of the playoffs for the first time since the 1996 season. The Panthers held the Cowboys to 204 yards of total offense while not committing any penalties or turnovers.

Quarterback Jake Delhomme completed 18-of-29 passes for 273 yards and a touchdown, running back Stephen Davis rushed 26 times for 104 yards, wide receiver Steve Smith caught five passes for 135 yards and a touchdown, and kicker John Kasay converted on all five of his field goal attempts.

On Carolina's third play from scrimmage, Delhomme hit Smith in the flat, and Smith raced 70 yards to the Cowboys one-yard line. Four plays later, Kasay booted his first field goal from 18 yards out, and the Panthers never looked back.

Carolina took advantage of field position later in the first quarter as Kasay made his second field goal, this time from 38 yards,

to give the Panthers a 6-0 lead. In the second quarter, Carolina started another drive in Dallas territory, and Davis rambled 23 yards for a touchdown to give the Panthers a 13-0 lead.

Cowboys kicker Billy Cundiff put Dallas on the board with a 37-yard field goal late in the second quarter. Carolina got one more field goal from Kasay to close out the first half leaving the score 16-3 at the break.

The Panthers added a 32-yard Delhomme-to-Smith touchdown pass and Kasay's fourth field goal to stretch the lead to 26-3 before Dallas answered with a nine-yard touchdown run by quarterback Quincy Carter. Kasay's fifth field goal with 3:12 remaining provided the final margin.

Panthers middle linebacker Dan Morgan led the defense with 12 tackles, while Al Wallace, Kris Jenkins and Reggie Howard contributed a sack a piece. Davis posted his eighth 100-yard rushing game of the season.

OFFICIALS

Referee — Walt Coleman (65) Umpire — Butch Hannah (40) Head Linesman — Paul Weidner (87) Line Judge — Ron Phares (10)
Field Judge — Scott Steenson (88) Side Judge — Dave Wyant (16) Back Judge — Perry Paganelli (46) Replay — Ted Campbell

STARTING LINEUPS

Dallas Cowboys					Carolina Panthers				
Offense			Defense		Offense			Defense	
WR	84	J. Galloway	LDE	98 G. Ellis	WR	87 M. Muhammad	LDE	90 J. Peppers	
TE	82 J. Witten	LDT	99 W. Blade	LT	81 T. Steussie	LDT	99 B. Buckner		
LT	76 F. Adams	RDT	97 L. Glover	LG	78 J. James	RDT	77 K. Jenkins		
LG	73 L. Allen	RDE	96 E. Ekuban	C	60 J. Mitchell	RDE	93 M. Rucker		
C	68 M. Lehr	SLB	51 A. Singleton	RG	65 K. Donnalley	SLB	53 G. Favors		
RG	65 A. Gurode	MLB	59 D. Nguyen	RT	69 J. Gross	MLB	55 D. Morgan		
RT	78 K. Vollers	WLB	52 D. Coakley	TE	84 J. Wiggins	WLB	54 W. Witherspoon		
TE	86 D. Campbell	LCB	41 T. Newman	WR	89 S. Smith	LCB	24 R. Manning		
WR	83 T. Glenn	RCB	27 M. Edwards	QB	17 J. Delhomme	RCB	23 R. Howard		
QB	17 Q. Carter	SS	28 D. Woodson	FB	45 B. Hoover	SS	30 M. Minter		
RB	42 T. Hambrick	FS	31 R. Williams	RB	48 S. Davis	FS	27 D. Grant		

CAROLINA SUBSTITUTIONS: K 4 J. Kasay, P 10 T. Sauerbrun, RB 20 D. Foster, CB 21 T. Cousin, S 28 C. Branch, CB 29 D. Wesley, RB 32 R. Smart, RB 37 N. Goings, S 40 J. Cooper, LB 50 V. Ciurciu, LB 52 B. Allen, LB 56 J. Kyle, LB 57 L. Towns, T 71 M. Willig, G 72 B. Nelson, WR 81 R. Proehl, WR 85 K. Dyson, TE 86 K. Mangum, WR 88 K. Hankton, DE 96 A. Wallace, DE 97 K. Rasmussen, DT 98 S. Burton. **DID NOT PLAY:** QB 9 R. Peete **INACTIVE:** QB 16 C. Weinke, CB 31 W. Hampton, S 42 T. Tillman, TE 47 M. Battaglia, OL 76 T. Reyes, G 79 D. Brzezinski, DT 94 K. Moorehead.

VISITOR	Dallas Cowboys	1	2	3	4	OT	TOTAL	FIELD GOALS (made() & missed)
HOME	Carolina Panthers	0	3	0	7	—	10	B. Cundiff (37)
		6	10	7	6	—	29	J. Kasay (18) (38) (19) (32) (34)

Team	Qtr	Clock Time	PLAY DESCRIPTION (Extra Point) (Drive Info)	SCORE	
				Visitor	Home
PANTHERS	1	8:40	J. Kasay 18 yd. Field Goal (7-77, 3:47)	0	3
PANTHERS	1	1:02	J. Kasay 38 yd. Field Goal (7-21, 1:57)	0	6
PANTHERS	2	6:10	S. Davis 23 yd. run (J. Kasay kick) (8-51, 3:49)	0	13
COWBOYS	2	1:12	B. Cundiff 37 yd. Field Goal (10-59 4:58)	3	13
PANTHERS	2	0:01	J. Kasay 19 yd. Field Goal (6-71, 1:11)	3	16
PANTHERS	3	9:44	S. Smith 32 yd. pass from J. Delhomme (J. Kasay kick) (4-63, 1:28)	3	23
PANTHERS	4	12:45	J. Kasay 32 yd. Field Goal (10-46, 5:43)	3	26
COWBOYS	4	7:36	Q. Carter 9 yd. run (B. Cundiff kick) (9-47, 5:09)	10	26
PANTHERS	4	3:12	J. Kasay 34 yd. Field Goal (4--5, 1:47)	10	29

POSTSEASON HISTORY

FINAL INDIVIDUAL STATISTICS

Dallas Cowboys										Carolina Panthers									
RUSHING										RUSHING									
T. Hambrick	ATT	YDS	AVG	LG	TD	S. Davis	ATT	YDS	AVG	LG	TD								
Q. Carter	8	29	3.6	16	0	M. Muhammad	26	104	4.0	23†	1								
R. Anderson	4	25	6.3	9†	1	B. Hoover	1	6	6.0	6	0								
	6	18	3.0	5	0	D. Foster	4	-2	-0.5	3	0								
						J. Delhomme	2	-2	-1.0	-1	0								
Total	18	72	4.0	16	1	Total	34	107	3.1	23†	1								
PASSING										PASSING									
Q. Carter	ATT	CMP	YDS	SK/YD	TD	LG	IN	RTG.	J. Delhomme	ATT	CMP	YDS	SK/YD	TD	LG	IN	RTG.		
Total	36	21	154	3/22	0	28	1	56.9	Total	29	18	273	1/0	1	70	0	104.5		
PASS RECEIVING										PASS RECEIVING									
R. Anderson	NO	YDS	AVG	LG	TD	S. Smith	NO	YDS	AVG	LG	TD								
J. Galloway	7	20	2.9	12	0	M. Muhammad	5	135	27.0	70	1								
T. Glenn	4	59	14.8	28	0	B. Hoover	4	103	25.8	57	0								
J. Witten	4	38	9.5	21	0	B. Hoover	2	13	6.5	7	0								
A. Bryant	4	30	7.5	12	0	D. Foster	2	12	6.0	12	0								
T. Hambrick	1	4	4.0	4	0	J. Wiggins	2	1	0.5	6	0								
	1	3	3.0	3	0	R. Proehl	1	7	7.0	7	0								
						S. Davis	1	2	2.0	2	0								
Total	21	154	7.3	28	0	Total	18	273	15.2	70	1								
INTERCEPTIONS										INTERCEPTIONS									
	NO	YDS	AVG	LG	TD	J. Peppers	NO	YDS	AVG	LG	TD								
Total	0	0	0.0	0	0	Total	1	34	34.0	34	0								
PUNTING										PUNTING									
T. Gowin	NO	YDS	AVG	TB	IN20	LG	T. Sauerbrun	NO	YDS	AVG	TB	IN20	LG						
Total	7	252	38.0	0	1	51	Total	5	242	48.4	1	0	59						
PUNT RETURNS										PUNT RETURNS									
J. Galloway (TOUCHBACK)	NO	YDS	AVG	FC	LG	TD	S. Smith (DOWNED) (OUT OF BOUNDS)	NO	YDS	AVG	FC	LG	TD						
Returns	4	22	5.5	0	10	0	Returns	3	13	4.3	1	7	0						
	1	0	0.0	0	0	0		1	0	0.0	0	0	0						
								3	13	4.3	1	7	0						
KICKOFF RETURNS	NO	YDS	AVG	FC	LG	TD	KICKOFF RETURNS	NO	YDS	AVG	FC	LG	TD						
M. Bates	7	172	24.6	0	41	0	R. Smart	2	48	24.0	0	26	0						
T. Walter	1	7	7.0	0	7	0	S. Smith	1	11	11.0	0	11	0						
Returns	8	179	22.4	0	41	0	Returns	3	59	19.7	0	26	0						
FUMBLES										FUMBLES									
R. Anderson	Fum	Own Rec.	Yds	TD	FF	Opp. Rec.	Yds	TD	Out Bnds	M. Muhammad	Fum	Own Rec.	Yds	TD	FF	Opp. Rec.	Yds	TD	Out Bnds
R. Williams	0	0	0	0	1	0	0	0	0	W. Witherspoon	0	0	0	0	1	0	0	0	0
Total	1	0	0	0	1	0	0	0	0	Total	1	1	0	0	1	0	0	0	0

VISITOR COWBOYS										HOME PANTHERS									
TOTAL FIRST DOWNS										TOTAL RETURN YARDAGE (Not Including Kickoffs)									
By Rushing	10									By Rushing	0-0								
By Passing	3									By Passing	34.1								
By Penalty	0									By Penalty	40.0								
THIRD DOWN EFFICIENCY										NET YARDS RUSHING									
3-14-21%										72									
FOURTH DOWN EFFICIENCY										TOTAL NET YARDS									
2-3-67%										204									
NET YARDS PASSING										NET YARDS PASSING									
132										132									
PASS ATTEMPTS-COMPLETIONS-HAD INTERCEPTED										NET YARDS RUSHING									
36-21-1										72									
KICKOFFS Number-In End Zone-Touchbacks										TOTAL RUSHING PLAYS									
3-0-0										18									
PUNTS Number and Average										AVERAGE GAIN PER RUSHING PLAY									
7-36.0										4.0									
Had Blocked 0										TACKLES FOR A LOSS - number and yards									
										1-2									
										NET YARDS PASSING									
										132									
										TIMES THROWN - yards lost attempting to pass									
										3-22									
										GROSS YARDS PASSING									
										154									
										PASS ATTEMPTS-COMPLETIONS-HAD INTERCEPTED									
										36-21-1									
										AVERAGE GAIN PER PASS PLAY (inc. # thrown passing)									
										3.4									
										KICKOFFS Number-In End Zone-Touchbacks									
										3-0-0									
										PUNTS Number and Average									
										7-36.0									
										HAD BLOCKED									
										0									
										FGs - PATs Had Blocked									
										0-0									
										Net punting average									
										34.1									
										TOTAL RETURN YARDAGE (Not Including Kickoffs)									
										22									
										No. and Yards Punt Returns									
										4-22									
										No. and Yards Kickoff Returns									
										8-179									
										No. and Yards Interception Returns									
										0-0									
										PENALTIES Number and Yards									
										2-11									
										FUMBLES Number and Lost									
										1-1									
										TOUCHDOWNS									
										1									
										RUSHING									
										1									
										PASSING									
										0									
										EXTRA POINTS Made-Attempts									
										1-1									
										Kicking Made-Attempts									
										1-1									
										FIELD GOALS Made-Attempts									
										1-1									
										RED ZONE EFFICIENCY									
										1-2-50%									
										GOAL TO GO EFFICIENCY									
										0-0-0%									
										SAFETIES									
										0									
										FINAL SCORE									
										10									
										TIME OF POSSESSION									
										25:37									
										34:23									

DEFENSIVE STATISTICS (based on coaches' film review)

Player	TT	S	A	S-yds	I-yds	PD	FF	FR	Player	TT	S	A	S-yds	I-yds	PD	FF	FR
D. Morgan	12	7	5	0-0	0-0	1	0	0	B. Buckner	2	1	1	0-0	0-0	1	0	0
R. Howard	9	5	4	1-9	0-0	0	0	0	K. Jenkins	2	2	0	1-4	0-0	1	0	0
W. Witherspoon	8	7	1	0-0	0-0	1	1	0	J. Peppers	2	1	1	0-0	1-34	0	0	0
G. Favors	7	4	3	0-0	0-0	1	0	0	T. Cousin	2	2	0	0-0	0-0	0	0	0
M. Minter	6	2	4	0-0	0-0	3	0	1	A. Wallace	2	0	2	1-9	0-0	0	0	0
M. Rucker	4	3	1	0-0	0-0	0	0	0	C. Branch	1	1	0	0-0	0-0	0	0	0
S. Burton	3	1	2	0-0	0-0	0	0	0	Total	66	40	26	3-22	1-34	10	1	1
D. Grant	3	2	1	0-0	0-0	0	0	0									
R. Manning	3	2	1	0-0	0-0	2	0	0									

POSTSEASON HISTORY

NFC DIVISIONAL PLAYOFFS

CAROLINA 29 – ST. LOUIS 23 (2 OT)

January 10, 2004

Edward Jones Dome • St. Louis, MO

WEATHER: Played Indoors on Artificial Turf - **ATTENDANCE:** 66,165 - **TIME:** 4:06

The Panthers defeated the host St. Louis Rams 29-23 in double overtime at the Edward Jones Dome to earn their second trip to the NFC Championship Game. Steve Smith took a pass from Jake Delhomme and sprinted to a game-winning touchdown to close out the game, the fifth-longest in NFL history and the longest ever for the Panthers.

The Carolina defense held the Rams to two field goals in the first half before Panthers wide receiver Muhsin Muhammad recovered a deflected lateral by Delhomme in the end zone for a touchdown. Each team added a field goal each to give the Panthers a one-point lead at the half, 10-9.

The Panthers built an 11-point lead in the fourth quarter off a Brad Hoover touchdown and John Kasay field goal, but the Rams scored 11 points in the last 2:39 of regulation to force overtime.

The Panthers took the opening drive of overtime to the St. Louis 22-yard line, but a delay-of-game penalty canceled Kasay's successful 40-yard field goal. Kasay then missed the second attempt three plays later from 45 yards out.

The Rams drove to the Carolina 35-yard line on their first possession in overtime, but kicker Jeff Wilkins, who had already made five field goals, was inches short on a 53-yard attempt.

The Rams then drove to the Panthers 38-yard line on their ensuing possession when cornerback Ricky Manning Jr. outwrestled Rams receiver Torry Holt for the ball and came down with the interception.

Facing third-and-14 from their own 31-yard line on the first play of the second overtime, Delhomme hit Smith on a slant pattern for 69 yards and the game-winning points.

The Panthers outgained the Rams 485 yards to 380, including 216 to 64 in rushing yardage. They won the time of possession battle 41:06 to 34:04 and held the Rams to just six possessions and 12 points through the first three quarters.

Delhomme completed 16-of-26 passes for 290 yards, with one touchdown and one interception for a quarterback rating of 96.6. Running back DeShaun Foster stepped in for an injured Stephen Davis, who left the game in the second quarter, and contributed 95 yards on 21 carries.

Referee — Mike Carey (94) **Umpire** — Carl Paganelli (124) **Head Linesman** — Tony Veteri (36) **Line Judge** — Gary Arthur (108)
Field Judge — Bill Lovett (98) **Side Judge** — Laird Hayes (125) **Back Judge** — Tony Steratore (112) **Replay** — Al Hynes

STARTING LINEUPS

Carolina Panthers

	Offense	Defense	
WR	87 M. Muhammad	LDE	90 J. Peppers
LT	75 T. Steussie	LDT	99 B. Buckner
LG	78 J. James	RDT	77 K. Jenkins
C	60 J. Mitchell	RDE	93 M. Rucker
RG	65 K. Donnalley	SLB	53 G. Favors
RT	69 J. Gross	MLB	55 D. Morgan
TE	86 K. Mangum	WLB	54 W. Witherspoon
WR	89 S. Smith	LCB	24 R. Manning
QB	17 J. Delhomme	RCB	23 R. Howard
WR	81 R. Proehl	SS	30 M. Minter
RB	48 S. Davis	FS	27 D. Grant

St. Louis Rams

	Offense	Defense	
WR	81 T. Holt	LE	92 M. Strahan
LT	76 O. Pace	RT	97 C. Griffitt
LG	67 A. McCollum	RE	75 K. Hamilton
C	64 D. Wohlabaugh	RE	99 K. Washington
RG	62 A. Timmerman	SLB	53 S. Short
RT	68 K. Turley	MLB	58 M. Barrow
TE	86 V. Shiancoe	WLB	55 D. Jones
WR	85 D. Tyree	LCB	31 I. Charlton
QB	3 J. Palmer	RCB	41 F. Walker
RB	21 T. Barber	SS	37 J. Harris
FB	20 J. Finn	FS	23 O. Stoutmire

CAROLINA SUBSTITUTIONS: K 4 J. Kasay, P 10 T. Sauerbrun, RB 20 D. Foster, CB 21 T. Cousin, S 28 C. Branch, CB 29 D. Wesley, RB 32 R. Smart, RB 37 N. Goings, S 42 T. Tillman, FB 45 B. Hoover, LB 50 V. Ciurciu, LB 52 B. Allen, LB 56 J. Kyle, LB 57 L. Towns, T 71 M. Willig, G 72 B. Nelson, TE 84 J. Wiggins, WR 85 K. Dyson, WR 88 K. Hankton, DE 96 A. Wallace, DE 97 K. Rasmussen, 98 S. Burton. **DID NOT PLAY:** QB 9 R. Peete. **INACTIVE:** QB 16 C. Weinke, CB 31 W. Hampton, S 40 J. Cooper, TE 47 M. Battaglia OL 76 T. Reyes, G 79 D. Brzezinski, WR 80 E. Baker, DT 94 K. Morehead,

VISITOR	Carolina Panthers	1	2	3	4	OT	TOTAL	FIELD GOALS (made() & missed)
HOME	St. Louis Rams	0	10	6	7	6	29	J. Kasay (45) (52) (34) 53LU 45WR
		3	6	3	11	0	23	J. Wilkins (20) (26) (24) (51) (33) 53SH

Team	Qtr	Clock Time	PLAY DESCRIPTION (Extra Point) (Drive Info)	SCORE	
				Visitor	Home
RAMS	1	5:34	J. Wilkins 20 yd. Field Goal (11-81, 6:37)	0	3
RAMS	2	13:46	J. Wilkins 26 yd. Field Goal (6-17, 2:15)	0	6
PANTHERS	2	11:22	M. Muhammad fumble recovery in end zone (J. Kasay kick) (6-68, 2:04)	7	6
RAMS	2	6:58	J. Wilkins 24 yd. Field Goal (8-48, 4:24)	7	9
PANTHERS	2	1:07	J. Kasay 45 yd. Field Goal (9-32, 5:51)	10	9
RAMS	3	11:25	J. Wilkins 51 yd. Field Goal (8-42, 3:35)	10	12
PANTHERS	3	7:45	J. Kasay 52 yd. Field Goal (7-49, 3:40)	13	12
PANTHERS	3	0:43	J. Kasay 34 yd. Field Goal (13-64, 6:29)	16	12
PANTHERS	4	8:50	B. Hoover 7 yd. run (J. Kasay kick) (7-73, 4:18)	23	12
RAMS	4	2:39	M. Faulk 1 yd. run (M. Bulger-D. Looker pass) (15-57, 3:50)	23	20
RAMS	4	0:00	J. Wilkins 33 yd. Field Goal (5-43, 2:29)	23	23
PANTHERS	6	14:50	S. Smith 69 yd. pass from J. Delhomme (3-65, 1:11)	29	23

POSTSEASON HISTORY

FINAL INDIVIDUAL STATISTICS

Carolina Panthers										St. Louis Rams									
RUSHING										RUSHING									
D. Foster	ATT	YDS	AVG	LG	TD	M. Faulk	ATT	YDS	AVG	LG	TD								
S. Davis	6	95	14.3	17	0	M. Bulger	19	53	2.8	8	1								
N. Goings	6	86	3.7	9	0	M. Bulger	4	11	2.8	7	0								
B. Hoover	2	9	4.5	7	1														
S. Smith	1	7	7.0	7	0														
M. Muhammad	1	3	3.0	3	0														
J. Delhomme	4	-6	-1.5	2	0														
Total	41	216	5.3	64	1	Total	23	64	2.8	8	1								
PASSING										PASSING									
J. Delhomme	ATT	CMP	YDS	SK/YD	TD	LG	IN	RTG.	M. Bulger	ATT	CMP	YDS	SK/YD	TD	LG	IN	RTG.		
S. Smith	26	16	290	3/21	1	69	1	96.6	M. Bulger	46	27	332	2/16	0	28	3	53.9		
Total	27	16	290	3/21	1	69	1	93.1	Total	46	27	332	2/16	0	28	3	53.9		
PASS RECEIVING										PASS RECEIVING									
S. Smith	NO	YDS	AVG	LG	TD	M. Faulk	NO	YDS	AVG	LG	TD								
M. Muhammad	6	163	27.2	69	1	I. Bruce	9	78	8.7	25	0								
B. Hoover	5	70	14.0	24	0	M. Furrey	7	116	16.6	26	0								
J. Wiggins	2	16	8.0	11	0	M. Furrey	4	30	7.5	10	0								
N. Goings	1	21	21.0	21	0	D. Looker	2	31	15.5	24	0								
D. Foster	1	12	12.0	12	0	T. Holt	2	21	10.5	13	0								
	1	8	8.0	8	0	C. Cleeland	1	28	28.0	28	0								
						B. Manumaleuna	1	19	19.0	19	0								
						J. Goodspeed	1	9	9.0	9	0								
Total	16	290	18.1	69	1	Total	27	332	12.3	28	0								
INTERCEPTIONS										INTERCEPTIONS									
D. Grant	NO	YDS	AVG	LG	TD	T. Polley	NO	YDS	AVG	LG	TD								
R. Manning	1	16	16.0	16	0		1	37	37.0	37	0								
M. Minter	1	0	0.0	0	0														
Total	3	15	5.0	16	0	Total	1	37	37.0	37	0								
PUNTING										PUNTING									
T. Saverbrun	NO	YDS	AVG	TB	IN20	LG	S. Landeta	NO	YDS	AVG	TB	IN20	LG						
	2	73	36.5	0	2	40		1	46	46.0	0	46	46						
Total	2	73	36.5	0	2	40	Total	1	46	46.0	0	46	46						
PUNT RETURNS										PUNT RETURNS									
S. Smith	NO	YDS	AVG	FC	LG	TD	D. Looker	NO	YDS	AVG	FC	LG	TD						
	0	0	0.0	1	0	0	M. Furrey	0	0	0.0	1	0	0						
Returns	0	0	0.0	1	0	0	Returns	0	0	0.0	2	0	0						
KICKOFF RETURNS										KICKOFF RETURNS									
R. Smart	NO	YDS	AVG	FC	LG	TD	A. Harris	NO	YDS	AVG	FC	LG	TD						
B. Hoover	5	123	24.6	0	30	0	(TOUCHBACK)	5	124	24.8	0	33	0						
Returns	6	142	23.7	0	30	0	Returns	5	124	24.8	0	33	0						
FUMBLES										FUMBLES									
J. Delhomme	Own	Rec.	Yds	TD	FF	Rec.	Yds	TD	Bnds	L. Little	Own	Rec.	Yds	TD	FF	Rec.	Yds	TD	Bnds
M. Muhammad	1	0	0	0	0	0	0	0	0		0	0	0	0	1	0	0	0	0
Total	1	0	0	0	0	0	0	0	0	Total	0	0	0	0	1	0	0	0	0

FINAL TEAM STATISTICS

TOTAL FIRST DOWNS	24	23	FGs - PATs Had Blocked	0-0	0-0
By Rushing	10	4	Net punting average	36.5	46.0
By Passing	12	17	TOTAL RETURN YARDAGE (Not Including Kickoffs)	15	37
By Penalty	2	2	No. and Yards Punt Returns	0-0	0-0
THIRD DOWN EFFICIENCY	9-17-53%	5-13-38%	No. and Yards Kickoff Returns	6-142	5-124
FOURTH DOWN EFFICIENCY	0-0-0%	1-1-100%	No. and Yards Interception Returns	3-15	1-37
TOTAL NET YARDS	485	380	PENALTIES Number and Yards	13-92	5-33
Total Offensive Plays (inc. times thrown passing)	71	71	FUMBLES Number and Lost	1-0	0-0
Average gain per offensive play	6.8	5.4	TOUCHDOWNS	3	1
NET YARDS RUSHING	216	64	Rushing	1	1
Total Rushing Plays	41	23	Passing	1	0
Average gain per rushing play	5.3	2.8	Fumbles	1	0
Tackles for a loss - number and yards	8-23	1-1	EXTRA POINTS Made-Attempts	2-2	1-1
NET YARDS PASSING	269	316	Kicking Made-Attempts	2-2	0-0
Times thrown - yards lost attempting to pass	3-21	2-16	Passing Made-Attempts	0-0	1-1
Gross yards passing	290	332	FIELD GOALS Made-Attempts	3-5	5-6
PASS ATTEMPTS-COMPLETIONS-HAD INTERCEPTED	27-16-1	46-27-3	RED ZONE EFFICIENCY	2-3-67%	1-5-20%
Average gain per pass play (inc. # thrown passing)	9.0	6.6	GOAL TO GO EFFICIENCY	2-2-100%	1-2-50%
KICKOFFS Number-In End Zone-Touchbacks	6-1-1	7-2-0	SAFETIES	0	0
PUNTS Number and Average	2-36.5	1-46.0	FINAL SCORE	29	23
Had Blocked	2	0	TIME OF POSSESSION	41:06	34:04

DEFENSIVE STATISTICS (based on coaches' film review)

Player	TT	S	A	S-yds	I-yds	PD	FF	FR	Player	TT	S	A	S-yds	I-yds	PD	FF	FR
M. Minter	13	10	3	0-0	1-1	0	0	0	M. Rucker	3	2	1	0-0	0-0	0	0	0
D. Grant	11	7	4	0-0	1-16	1	0	0	G. Favors	3	2	1	1-6	0-0	0	0	0
R. Howard	8	6	2	0-0	0-0	0	0	0	K. Jenkins	2	2	0	0-0	0-0	0	0	0
R. Manning	8	5	3	0-0	1-0	1	0	0	S. Burton	2	2	0	0-0	0-0	0	0	0
D. Morgan	8	4	4	0-0	0-0	0	0	0	D. Wesley	2	2	0	0-0	0-0	0	0	0
J. Peppers	6	4	2	1-10	0-2	0	0	0	B. Allen	1	1	0	0-0	0-0	0	0	0
B. Buckner	5	4	1	0-0	0-0	1	0	0	Total	81	54	27	2-16	3-15	5	0	0
T. Cousin	5	1	4	0-0	0-0	0	0	0									
W. Witherspoon	4	2	2	0-0	0-0	0	0	0									

POSTSEASON HISTORY

NFC CHAMPIONSHIP

CAROLINA 14 – PHILADELPHIA 3

January 18, 2004

Lincoln Financial Field • Philadelphia, PA

WEATHER: Mostly Cloudy, 33°, Wind WNW 19 mph - **ATTENDANCE:** 67,862 - **TIME:** 2:58

In just their ninth season of existence, the Panthers claimed a bid to Super Bowl XXXVIII by defeating the Philadelphia Eagles 14-3 at Lincoln Financial Field in the NFC Championship game. Carolina took advantage of four interceptions, three by rookie cornerback Ricky Manning, to hold the Philadelphia offense to only one field goal.

The first quarter was scoreless as both teams punted twice. Early in the second quarter, a Carolina fumble was recovered by Jermaine Wiggins to gain the first down and allow the Panthers to continue what would be the first scoring drive of the game.

On first-and-10 from the Philadelphia 24-yard line, Delhomme hit wide receiver Muhsin Muhammad in the end zone for the score. A John Kasay PAT kick gave the Panthers a 7-0 lead.

The Eagles answered with a 14-play, 44-yard drive that culminated with a 41-yard field goal by David Akers. The Eagles were driving again in the final two minutes of the half when Manning grabbed his first interception.

On the opening drive of the second half, the Eagles drove to the

Panthers 18-yard line, but Manning again came up with the big play, intercepting Donovan McNabb at the 14-yard line.

A hit by Mike Minter on Eagles wide receiver James Thrash enabled Manning to record his third interception and put the Panthers in position for their final score. With 4:18 remaining in the third quarter, running back DeShaun Foster produced the game's second touchdown, breaking five tackles and reaching over the goal line on a one-yard run.

The Eagles went three-and-out on their final two possessions of the third quarter, and their final threat ended midway through the fourth quarter when backup quarterback Koy Detmer, who replaced an injured McNabb, was intercepted by Dan Morgan at the Carolina 11-yard line to thwart the Eagles final significant scoring opportunity.

Morgan led Carolina with 13 tackles and one interception while Brentson Buckner contributed 1.5 sacks. Running back Stephen Davis added 76 yards on 19 carries as the Panthers rushed for a total of 155 yards.

OFFICIALS

Referee — Bernie Kukar (86) **Umpire** — Bill Schuster (129) **Head Linesman** — Mark Baltz (26) **Line Judge** — Tom Barnes (55)
Field Judge — Steve Zimmer (33) **Side Judge** — Tom Hill (97) **Back Judge** — Jim Howey (37) **Replay** — Dean Blandino

STARTING LINEUPS

Carolina Panthers

Offense		Defense	
WR	87 M. Muhammad	LDE	90 J. Peppers
LT	75 T. Steussie	LDT	99 B. Buckner
LG	78 J. James	RDT	77 K. Jenkins
C	60 J. Mitchell	RDE	93 M. Rucker
RG	65 K. Donnalley	CB	21 T. Cousin
RT	69 J. Gross	MLB	55 D. Morgan
TE	86 K. Mangum	WLB	54 W. Witherspoon
WR	89 S. Smith	LCB	24 R. Manning
QB	17 J. Delhomme	RCB	23 R. Howard
TE	84 J. Wiggins	SS	30 M. Minter
RB	48 S. Davis	FS	27 D. Grant

Philadelphia Eagles

Offense		Defense	
WR	87 T. Pinkston	LDE	98 B. Whiting
LT	72 T. Thomas	LDT	90 C. Simon
LG	76 J. Welbourn	RDT	97 D. Walker
C	63 H. Fraley	RDE	94 N.D. Kalu
RG	66 B. Williams	WILL	54 N.Wayne
RT	69 J. Runyan	MLB	53 M.Simoneau
TE	89 C. Lewis	SAM	58 Ik. Reese
WR	80 J. Thrash	LCB	23 T. Vincent
RB	34 R. Mahe	RCB	21 B. Taylor
RB	22 D. Staley	SS	32 M. Lewis
QB	5 D. McNabb	FS	20 B. Dawkins

CAROLINA SUBSTITUTIONS: K 4 J. Kasay, P 10 T. Sauerbrun, RB 20 D. Foster, S 28 C. Branch, CB 29 D. Wesley, RB 32 R. Smart, RB 37 N. Goings, S 40 J. Cooper, FB 45 B. Hoover, LB 50 V. Ciurciu, LB 52 B. Allen, LB 53 G. Favors, LB 56 J. Kyle, LB 57 L. Towns, T 71 M. Willig, G 72 B. Nelson, WR 81 R. Proehl, WR 85 K. Dyson, WR 88 K. Hankton, DE 96 A. Wallace, DE 97 K. Rasmussen, 98 S. Burton. **DID NOT PLAY:** QB 9 R. Peete. **INACTIVE:** QB 16 C. Weinke, CB 31 W. Hampton, S 42 T. Tillman, TE 47 M. Battaglia OL 76 T. Reyes, G 79 D. Brzezinski, WR 80 E. Baker, DT 94 K. Morehead.

VISITOR	HOME	1	2	3	4	OT	TOTAL	FIELD GOALS (made() & missed)
Carolina Panthers	Philadelphia Eagles	0	7	7	0	-	14	J. Akers (41)
Carolina Panthers	Philadelphia Eagles	0	3	0	0	-	3	

Team	Qtr	Clock Time	PLAY DESCRIPTION (Extra Point) (Drive Info)	SCORE	
				Visitor	Home
PANTHERS	2	10:12	M. Muhammad 24 yd. pass from J. Delhomme (J. Kasay kick) (8-79, 4:48)	7	0
EAGLES	2	2:56	J. Akers 41 yd. Field Goal (14-44, 7:16)	0	3
PANTHERS	3	4:11	D. Foster 1 yd. run (J. Kasay kick) (4-37, 2:07)	14	3

POSTSEASON HISTORY

FINAL INDIVIDUAL STATISTICS

Carolina Panthers										Philadelphia Eagles															
RUSHING	ATT	YDS	AVG	LG	TD					RUSHING	ATT	YDS	AVG	LG	TD										
S. Davis	19	76	4.0	15	0					D. Staley	13	79	6.1	18	0										
D. Foster	14	60	4.3	13	1					C. Buckhalter	11	48	4.4	9	0										
J. Delhomme	4	7	1.8	10	0					D. McNabb	2	10	5.0	7	0										
M. Muhammad	1	5	5.0	5	0																				
R. Smart	1	5	5.0	5	0																				
B. Hoover	1	2	2.0	2	0																				
Total	40	155	3.9	15	1					Total	26	137	5.3	18	0										
PASSING	ATT	CMP	YDS	SK/YD	TD	LG	IN	RTG.					PASSING	ATT	CMP	YDS	SK/YD	TD	LG	IN	RTG.				
J. Delhomme	14	9	101	0/0	1	24	0	109.5					D. McNabb	22	10	100	4/28	0	23	3	19.3				
Total	14	9	101	0/0	1	24	0	109.5					K. Detmer	14	7	88	1/8	0	27	1	40.2				
Total													Total	36	17	188	5/36	0	27	4	23.6				
PASS RECEIVING	NO	YDS	AVG	LG	TD					PASS RECEIVING	NO	YDS	AVG	LG	TD										
S. Smith	3	26	8.7	15	0					C. Lewis	4	69	17.3	27	0										
M. Muhammad	2	39	19.5	24	1					F. Mitchell	4	38	9.5	12	0										
S. Davis	1	21	21.0	21	0					D. Staley	4	33	8.3	19	0										
B. Hoover	1	6	6.0	6	0					C. Buckhalter	2	26	13.0	23	0										
D. Foster	1	6	6.0	6	0					L. Smith	1	12	12.0	12	0										
N. Goings	1	3	3.0	3	0					J. Thrash	1	9	9.0	9	0										
Total	9	101	11.2	24	1					J. Ritchie	1	1	1.0	1	0										
										Total	17	188	11.1	27	0										
INTERCEPTIONS	NO	YDS	AVG	LG	TD					INTERCEPTIONS	NO	YDS	AVG	LG	TD										
R. Manning	3	15	5.0	13	0																				
D. Morgan	1	-2	-2.0	-2	0																				
Total	4	13	3.3	13	0					Total	0	0	0.0	0	0										
PUNTING	NO	YDS	AVG	TB	IN20	LG					PUNTING	NO	YDS	AVG	TB	IN20	LG								
T. Sauerbrun	7	283	40.7	1	2	59					D. Johnson	4	147	36.8	1	1	54								
J. Kasay	1	21	21.0	0	1	21					Total	4	147	36.8	1	1	54								
Total	8	306	38.3	1	3	59																			
PUNT RETURNS	NO	YDS	AVG	FC	LG	TD					PUNT RETURNS	NO	YDS	AVG	FC	LG	TD								
S. Smith	0	0	0.0	1	0	0					L. Sheppard	1	11	11.0	0	11	0								
(DOWNED)	1	0	0.0	0	0	0					R. Maho	1	3	3.0	0	3	0								
(OUT OF BOUNDS)	1	0	0.0	0	0	0					(DOWNED)	4	0	0.0	0	0	0								
(TOUCHBACK)	1	0	0.0	0	0	0					(OUT OF BOUNDS)	1	0	0.0	0	0	0								
Returns	0	0	0.0	1	0	0					(TOUCHBACK)	2	14	7.0	2	0	0								
										Returns	2	14	7.0	2	0										
KICKOFF RETURNS	NO	YDS	AVG	FC	LG	TD					KICKOFF RETURNS	NO	YDS	AVG	FC	LG	TD								
R. Smart	1	40	40.0	0	40	0					J. Thrash	3	62	20.7	0	21	0								
K. Dyson	1	17	17.0	0	17	0					Total	3	62	20.7	0	21	0								
Returns	2	57	28.5	0	40	0																			
										Returns	3	62	20.7	0	21	0									
FUMBLES	Fum	Own Rec.	Yds	TD	FF	Opp. Rec.	Yds	TD	Out Bnds																
D. Foster	1	0	0	0	0	0	0	0	0																
J. Wiggins	0	1	0	0	0	0	0	0	0																
J. Cooper	0	0	0	0	1	0	0	0	0																
Total	1	0	0	0	1	0	0	0	0																
										FUMBLES	Fum	Own Rec.	Yds	TD	FF	Opp. Rec.	Yds	TD	Out Bnds						
										L. Sheppard	1	0	0	0	0	0	0	0	0						
										Q. Mikell	0	1	0	0	0	0	0	0	0						
										Ik. Reese	0	0	0	0	1	0	0	0	0						
										Total	1	1	0	0	1	0	0	0	0						

FINAL TEAM STATISTICS

	VISITOR PANTHERS		HOME EAGLES			VISITOR PANTHERS		HOME EAGLES	
TOTAL FIRST DOWNS	14		18		Had Blocked	0			
By Rushing	8		8		0				
By Passing	4		7		FGs - PATs Had Blocked	0-0		0-0	
By Penalty	1		3		Net punting average	34.0		31.8	
THIRD DOWN EFFICIENCY	4-13-31%		2-13-15%		TOTAL RETURN YARDAGE (Not Including Kickoffs)	13		14	
FOURTH DOWN EFFICIENCY	0-0-0%		1-2-50%		No. and Yards Punt Returns	0-0		2-14	
TOTAL NET YARDS	256		289		No. and Yards Kickoff Returns	2-57		3-62	
Total Offensive Plays (inc. times thrown passing)	54		67		No. and Yards Interception Returns	4-13		0-0	
Average gain per offensive play	4.7		4.3		PENALTIES Number and Yards	5-35		4-34	
NET YARDS RUSHING	155		137		FUMBLES Number and Lost	1-0		1-0	
Total Rushing Plays	140		26		TOUCHDOWNS	2		0	
Average gain per rushing play	3.9		5.3		Rushing	1		0	
Tackles for a loss - number and yards	2-6		0-0		Passing	1		0	
NET YARDS PASSING	101		152		EXTRA POINTS Made-Attempts	2-2		0-0	
Times thrown - yards lost attempting to pass	0-0		5-36		Kicking Made-Attempts	2-2		0-0	
Gross yards passing	101		188		FIELD GOALS Made-Attempts	0-0		1-1	
PASS ATTEMPTS-COMPLETIONS-HAD INTERCEPTED	14-9-0		36-17-4		RED ZONE ZONE EFFICIENCY	1-1-100%		0-0-0%	
Average gain per pass play (inc. # thrown passing)	7.2		3.7		GOAL TO GO EFFICIENCY	1-1-100%		0-2-0%	
KICKOFFS Number-In End Zone-Touchbacks	3-0-0		2-1-0		SAFETIES	0		0	
PUNTS Number and Average	8-38.3		4-36.8		FINAL SCORE	14		3	
					TIME OF POSSESSION	30:11		29:49	

DEFENSIVE STATISTICS (based on coaches' film review)

Player	TT	S	A	S-yds	I-yds	PD	FF	FR	Player	TT	S	A	S-yds	I-yds	PD	FF	FR
D. Morgan	12	6	6	0-0	1-2	0	0	0	S. Burton	2	1	1	-5-4	0-0	0	0	0
D. Grant	9	5	4	0-0	0-0	1	0	0	J. Peppers	1	1	0	0-0	0-0	0	0	0
W. Witherspoon	9	5	4	1-7	0-0	0	0	0	G. Favors	1	1	0	0-0	0-0	0	0	0
T. Cousin	8	5	3	0-0	0-0	1	0	0	K. Jenkins	1	0	1	0-0	0-0	0	0	0
M. Minter	6	5	1	-5-7.5	0-0	2	1	0	A. Wallace	1	0	1	-5-7.5	0-0	0	0	0
R. Howard	6	4	2	0-0	0-0	2	0	0	Total	67	40	27	5-36.5	3-13	8	1	0
M. Rucker	4	3	1	1-7	0-0	0	0	0									
B. Buckner	4	2	2	1.5-10.5	0-0	0	0	0									
R. Manning	3	2	1	0-0	3-15	2	0	0									

POSTSEASON HISTORY

SUPER BOWL XXXVIII

NEW ENGLAND 32 — CAROLINA 29

February 1, 2004
Reliant Stadium • Houston, TX

WEATHER: Played indoors on grass - **ATTENDANCE:** 71,525 - **TIME:** 4:05

In their first Super Bowl, the Carolina Panthers scored 19 fourth-quarter points to tie New England with one minute remaining, but kicker Adam Vinatieri converted a 41-yard field goal to give the Patriots a 32-29 victory for their second Super Bowl victory in three seasons.

The first quarter was scoreless, with help from the Panthers defense who kept New England off the board by blocking one Vinatieri field goal and withstanding another missed attempt.

In the second quarter, a Carolina fumble on the 19-yard line was recovered by defensive tackle Richard Seymour and set up a Tom Brady five-yard touchdown pass to Deion Branch. The touchdown broke the tie with 3:10 remaining in the half.

Quarterback Jake Delhomme led the Panthers on an eight-play, 95-yard drive, the then second longest drive in Super Bowl history, that culminated with a Delhomme-to-Steve Smith touchdown pass from 39 yards out.

Brady completed four of six passes for 78 yards, and with 23 seconds remaining in the half, hit wide receiver David Givens with another five-yard touchdown pass to put the Patriots back in front, 14-7.

Kris Mangum returned a kickoff to the Panthers 47-yard line and after a 21-yard run by Stephen Davis, the Panthers called timeout with five seconds left. John Kasay booted a 50-yard field goal as the first half expired to make it 14-10.

On the second play of the fourth quarter, Patriots running back Antowain Smith scored on a two-yard run that extended the New England lead to 21-10.

DeShaun Foster finished a six-play, 81-yard Panther drive with a 33-yard touchdown run, the then fourth-longest run in Super Bowl history. Carolina missed on their two-point attempt and the score was 21-16.

New England drove down the field and threatened to extend their lead once again, but Reggie Howard intercepted Brady's pass in the end zone and returned it to the 10-yard line.

Three plays later, Delhomme hit Muhsin Muhammad for an 85-yard touchdown, giving the Panthers their first lead with 7:06 remaining in the game. The Panthers missed on another two-point attempt, keeping the score 22-21.

The scoring continued as the Patriots drove 68 yards in 11 plays, ending with a Mike Vrabel touchdown. New England converted their two-point attempt and led 29-22 with 2:55 remaining.

Delhomme then drove his team 80 yards on just seven plays, hitting Ricky Proehl across the middle for a 12-yard touchdown that tied the game with 1:13 remaining. However, Brady mounted one last scoring drive to set up Vinatieri at the Carolina 34-yard line for the winning kick.

OFFICIALS

Referee — Ed Hochuli (85) Umpire — Jeff Rice (28) Head Linesman — Mark Hittner (28) Line Judge — Ben Montgomery (117)

Field Judge — Tom Sifferman (118) Side Judge — Laird Hayes (125) Back Judge — Scott Green (19) Replay — Larry Hill

STARTING LINEUPS

Carolina Panthers

Offense		Defense	
WR 87 M. Muhammad	LDE 90 J. Peppers		
LT 75 T. Steussie	LDT 99 B. Buckner		
LG 78 J. James	RDT 77 K. Jenkins		
C 60 J. Mitchell	RDE 93 M. Rucker		
RG 65 K. Donnalley	SLB 53 G. Favors		
RT 69 J. Gross	MLB 55 D. Morgan		
TE 84 J. Wiggins	WLB 54 W. Witherspoon		
WR 89 S. Smith	LCB 24 R. Manning		
QB 17 J. Delhomme	RCB 23 R. Howard		
FB 45 B. Hoover	SS 30 M. Minter		
RB 48 S. Davis	FS 27 D. Grant		

New England Patriots

Offense		Defense	
WR 83 D. Branch	LE 91 B. Hamilton		
LT 72 M. Light	NT 92 T. Washington		
LG 71 R. Hochstein	RE 93 R. Seymour		
C 67 D. Koppen	OLB 55 W. McGinest		
RG 63 J. Andruzzi	ILB 54 T. Bruschi		
RT 68 T. Ashworth	ILB 95 R. Phifer		
TE 82 D. Graham	OLB 50 M. Vrabel		
WR 80 T. Brown	LCB 24 T. Law		
QB 12 T. Brady	RCB 38 T. Poole		
RB 32 A. Smith	S 26 E. Wilson		
FB 31 L. Centers	S 37 R. Harrison		

CAROLINA SUBSTITUTIONS: K 4 J. Kasay, P 10 T. Sauerbrun, RB 20 D. Foster, CB 21 T. Cousin, S 28 C. Branch, CB 29 D. Wesley, RB 32 R. Smart, RB 37 N. Goings, S 40 J. Cooper, LB 50 V. Curciu, LB 52 B. Allen, LB 56 J. Kyle, LB 57 L. Towns, T 71 M. Willig, G 72 B. Nelson, WR 81 R. Proehl, WR 85 K. Dyson, TE 86 K. Mangum, WR 88 K. Hankton, DE 96 A. Wallace, DE 97 K. Rasmussen, 98 S. Burton. **DID NOT PLAY:** QB 9 R. Peete. **INACTIVE:** QB 16 C. Weinke, CB 31 W. Hampton, S 42 T. Tillman, TE 47 M. Battaglia OL 76 T. Reyes, G 79 D. Brzezinski, WR 80 E. Baker, DT 94 K. Morehead.

	1	2	3	4	OT	TOTAL	FIELD GOALS (made() & missed)
VISITOR	Carolina Panthers	0	10	0	19	-	29 J. Kasay (50)
HOME	New England Patriots	0	14	0	18	-	32 A. Vinatieri 31WR 36B (41)

Team	Qtr	Clock Time	PLAY DESCRIPTION (Extra Point) (Drive Info)	SCORE	
				Visitor	Home
PATRIOTS	2	3:05	D. Branch 5 yd. pass from T. Brady (A. Vinatieri kick) (4-20, 2:10)	0	7
PANTHERS	2	1:07	S. Smith 39 yd. pass from J. Delhomme (J. Kasay kick) (8-95, 1:58)	7	7
PATRIOTS	2	0:18	D. Givens 5 yd. pass from T. Brady (A. Vinatieri kick) (6-78, 0:49)	7	14
PANTHERS	2	0:00	J. Kasay 50 yd. Field Goal (2-21, 0:18)	10	14
PATRIOTS	4	14:49	A. Smith 2 yd. run (A. Vinatieri kick) (8-71, 4:08)	10	21
PANTHERS	4	12:39	D. Foster 33 yd. run (pass failed) (6-81, 2:10)	16	21
PANTHERS	4	6:53	M. Muhammad 85 yd. pass from J. Delhomme (pass failed) (3-90, 0:45)	22	21
PATRIOTS	4	2:51	M. Vrabel 1 yd. pass from T. Brady (K. Faulk run) (11-68, 4:02)	22	29
PANTHERS	4	1:08	R. Proehl 12 yd. pass from J. Delhomme (J. Kasay kick) (7-80, 1:43)	29	29
PATRIOTS	4	0:04	A. Vinatieri 41 yd. Field Goal (6-37, 1:04)	29	32

POSTSEASON HISTORY

FINAL INDIVIDUAL STATISTICS

Carolina Panthers										New England Patriots											
RUSHING	ATT	YDS	AVG	LG	TD					RUSHING	ATT	YDS	AVG	LG	TD						
S. Davis	13	49	3.8	21	0					A. Smith	26	83	3.2	9	1						
D. Foster	3	43	14.3	33t	1					K. Faulk	6	42	7.0	23	0						
										T. Brady	2	12	6.0	12	0						
										T. Brown	1	-10	-10.0	-10	0						
Total	16	92	5.8	33t	1					Total	35	127	3.6	23	1						
PASSING	ATT	CMP	YDS	SK/YD	TD	LG	IN	RTG.													
J. Delhomme	33	16	323	4/28	3	85t	0	113.6													
Total	33	16	323	4/28	3	85t	0	113.6													
PASS RECEIVING	NO	YDS	AVG	LG	TD					PASS RECEIVING	NO	YDS	AVG	LG	TD						
M. Muhammad	4	140	35.0	85t	1					D. Branch	10	143	14.3	52	1						
S. Smith	4	80	20.0	39t	1					T. Brown	8	76	9.5	13	0						
R. Proehl	4	71	17.8	31	1					D. Givens	5	69	13.8	25	1						
J. Wiggins	2	21	10.5	15	0					D. Graham	4	46	11.5	33	0						
D. Foster	1	9	9.0	9	0					K. Faulk	4	19	4.8	7	0						
K. Mangum	1	3	3.0	3	0					M. Vrabel	1	1	1.0	1t	1						
Total	16	323	20.2	85t	3					Total	32	354	11.1	52	3						
INTERCEPTIONS	NO	YDS	AVG	LG	TD					INTERCEPTIONS	NO	YDS	AVG	LG	TD						
R. Howard	1	12	12.0	12	0					Total	0	0	0.0	0	0						
Total	1	12	12.0	12	0					Total	0	0	0.0	0	0						
PUNTING	NO	YDS	AVG	TB	IN20	LG					PUNTING	NO	YDS	AVG	TB	IN20	LG				
T. Sauerbrun	7	310	44.3	0	1	51					K. Walter	5	173	34.6	0	2	51				
Total	7	310	44.3	0	1	51					Total	5	173	34.6	0	2	51				
PUNT RETURNS	NO	YDS	AVG	FC	LG	TD					PUNT RETURNS	NO	YDS	AVG	FC	LG	TD				
S. Smith	1	2	2.0	1	2	0					T. Brown	4	40	10.0	1	28	0				
(DOWNED)	3	0	0.0	0	0	0					D. Branch	1	2	2.0	1	2	0				
Returns	1	2	2.0	1	2	0					Returns	5	42	8.4	2	28	0				
KICKOFF RETURNS	NO	YDS	AVG	FC	LG	TD					KICKOFF RETURNS	NO	YDS	AVG	FC	LG	TD				
R. Smart	4	74	18.5	0	22	0					B. Johnson	4	78	19.5	0	29	0				
S. Smith	1	30	30.0	0	30	0					(OUT OF BOUNDS)	1	0	0.0	0	0	0				
K. Mangum	1	12	12.0	0	12	0					Returns	4	78	19.5	0	29	0				
Returns	6	116	19.3	0	30	0					Total	4	78	19.5	0	29	0				
FUMBLES	Fum	Own Rec.	Yds	TD	FF	Opp. Rec.	Yds	TD	Out Bnds												
J. Delhomme	1	0	0	0	0	0	0	0	0												
Total	1	0	0	0	0	0	0	0	0												
FUMBLES	Fum	Own Rec.	Yds	TD	FF	Opp. Rec.	Yds	TD	Out Bnds												
M. Vrabel	1	0	1	0	0	0	0	0	0												
R. Seymour	0	0	0	0	1	0	0	0	0												
Total	1	0	1	0	1	1	0	0	0												

FINAL TEAM STATISTICS

	VISITOR PANTHERS				HOME PATRIOTS					VISITOR PANTHERS				HOME PATRIOTS										
TOTAL FIRST DOWNS	17				29				FGs – PATs Had Blocked	0-0				1-0										
By Rushing	3				7				Net punting average	38.3				34.2										
By Passing	12				19				TOTAL RETURN YARDAGE (Not Including Kickoffs)	14				42										
By Penalty	2				3				No. and Yards Punt Returns	1-2				5-42										
THIRD DOWN EFFICIENCY	4-12-33%				8-17-47%				No. and Yards Kickoff Returns	6-116				4-78										
FOURTH DOWN EFFICIENCY	0-0-0%				1-1-100%				No. and Yards Interception Returns	1-12				0-0										
TOTAL NET YARDS	387				481				PENALTIES Number and Yards	12-73				8-60										
Total Offensive Plays (inc. times thrown passing)	53				83				FUMBLES Number and Lost	1-1				1-0										
Average gain per offensive play	7.3				5.8				TOUCHDOWNS	4				4										
NET YARDS RUSHING	92				127				Rushing	1				1										
Total Rushing Plays	16				35				Passing	3				3										
Average gain per rushing play	5.8				3.6				EXTRA POINTS Made-Attempts	2-4				4-4										
Tackles for a loss – number and yards	2-4				2-13				Kicking Made-Attempts	2-2				3-3										
NET YARDS PASSING	295				354				Passing Made-Attempts	0-2				0-0										
Times thrown – yards lost attempting to pass	4-28				0-0				FIELD GOALS Made-Attempts	1-1				1-3										
Gross yards passing	323				354				RED ZONE EFFICIENCY	1-1-100%				4-7-57%										
PASS ATTEMPTS-COMPLETIONS-HAD INTERCEPTED	33-16-0				48-32-1				GOAL TO GO EFFICIENCY	0-0-0%				3-4-75%										
Average gain per pass play (inc. # thrown passing)	8.0				7.4				SAFETIES	0				0										
KICKOFFS Number-In End Zone-Touchbacks	5-0-0				6-3-0				FINAL SCORE	29				32										
PUNTS Number and Average	7-44.3				5-34.6				TIME OF POSSESSION	21:02				38:58										
Had Blocked	0				0																			

DEFENSIVE STATISTICS (based on coaches' film review)

Player	TT	S	A	S-yds	I-yds	PD	FF	FR	Player	TT	S	A	S-yds	I-yds	PD	FF	FR
D. Morgan	25	15	10	0-0	0-0	0	0	0	A. Wallace	4	2	2	0-0	0-0	0	0	0
M. Minter	18	10	8	0-0	0-0	1	0	0	S. Burton	3	1	2	0-0	0-0	0	0	0
W. Witherspoon	16	6	10	0-0	0-0	0	0	0	R. Howard	6	6	0	0-0	1-12	0	0	0
D. Grant	8	5	3	0-0	0-0	1	0	0	M. Rucker	1	1	0	0-0	0-0	0	0	0
T. Cousin	7	4	3	0-0	0-0	2	0	0	B. Buckner	4	2	2	0-0	0-0	0	0	0
R. Manning	6	3	3	0-0	0-0	0	0	0	J. Peppers	5	2	3	0-0	0-0	0	0	0
G. Favors	6	1	5	0-0	0-0	0	0	0	K. Jenkins	4	3	1	0-0	0-0	0	0	0
B. Buckner	4	2	2	0-0	0-0	0	0	0	Total	113	61	52	0-0	1-12	4	0	0

POSTSEASON HISTORY

NFC WILD CARD PLAYOFFS

CAROLINA 23 – NEW YORK GIANTS 0

January 8, 2006

Giants Stadium • East Rutherford, NJ

WEATHER: Sunny, 44°, Wind NW 6 mph - **ATTENDANCE:** 79,378 - **TIME:** 2:39

Carolina's defense held a New York Giants offense that ranked third in the NFL in points per game scoreless en route to notching the third shutout in team history with a 23-0 victory over the Giants in the NFC Wild Card game. Carolina became the first team to register a shutout on the road in the playoffs since 1980 when the Los Angeles Rams posted a 9-0 victory at Tampa Bay (01/05/80) in the 1979 NFC Championship. The Panthers forced five sacks and five turnovers, converting four of them into 16 points. The defense yielded a season-low 132 total net yards to New York, who ranked fourth in the NFL in total offense during

the regular season with an average of 361.7 yards per game. Running back DeShaun Foster rushed for 151 yards to help the Panthers accumulate 223 yards rushing on 45 attempts and maintain possession for 42:45. The time of possession was the highest in team history for any game, bettering the previous record of 41:51 at New Orleans (12/05/04). The team's rushing attempts tied for the most in team history and the rushing yards equalled the second-highest total. Safety Marlon McCree matched his career high with two interceptions.

OFFICIALS

Referee — Bill Leavy (127) **Umpire** — Richard Hall (49) **Head Linesman** — Mark Baltz (26) **Line Judge** — Charles Stewart (62) **Field Judge** — Rob Vernatchi (75) **Side Judge** — Don Carlsen (39) **Back Judge** — Kirk Doman (6) **Replay** — Bob Mantoath

STARTING LINEUPS

Carolina Panthers						New York Giants					
Offense			Defense			Offense			Defense		
WR	89	S. Smith	LDE	90	J. Peppers	WR	17	P. Burrett	LE	92	M. Strahan
LT	70	T. Wharton	LDT	99	B. Buckner	LT	77	L. Pettigout	LT	70	K. Clancy
LG	68	M. Wahle	RDT	67	J. Carstens	LG	66	D. Diehl	RT	94	W. Joseph
C	60	J. Mitchell	RDE	93	M. Rucker	C	60	S. O'Hara	RE	72	O. Umenyiora
RG	76	T. Reyes	SLB	55	D. Morgan	RG	76	C. Snee	SLB	59	A. Jackson
RT	69	J. Gross	WLB	54	W. Witherspoon	RT	67	K. McKenzie	MLB	44	K. Lewis
TE	84	M. Gaines	LCB	20	C. Gamble	TE	80	J. Shockey	WLB	54	N. Greisen
WR	83	K. Colbert	RCB	23	K. Lucas	WR	81	A. Toomer	LCB	25	W. Allen
QB	17	J. Delhomme	CB	24	R. Manning	WR	85	D. Tyree	RCB	23	C. Webster
FB	45	B. Hoover	SS	27	M. McCree	QB	10	E. Manning	SS	28	G. Wilson
RB	26	D. Foster	FS	30	M. Minter	RB	21	T. Barber	FS	26	B. Alexander

CAROLINA SUBSTITUTIONS: K 4 J.Kasay, P 7 J.Baker, QB16 C.Weinke, WR 18 D.Carter, CB 21 D.Wesley, RB 22 J.Robertson, RB 32 R.Smart, RB 37 N.Goings, S 47 T.Davis, LB 50 V.Ciurciu, LB 52 C.Draft, LB 53 B. Short, LB 56 J.Kyle, LB 57 S.Tufts, C 63 G.Hangartner, T 78 T.Fordham, WR 81 R.Proehl, TE 82 M.Seidman, TE 86 K.Mangum, WR 88 K.Hankton, DT 94 K.Moorehead, DE 96 Al Wallace, DE 97 K.Rasmussen **INACTIVE:** 3QB 3 S.LeFors, WR 5 E. Hill, CB 38 G. Wilds, FB 49 C. Cramer, T 61 D.Kadela, G 71 E.Mathis, DE 92 J.Haye, DT 98 A.Ellison

VISITOR	HOME	1	2	3	4	OT	TOTAL	FIELD GOALS (made() & missed)
Carolina Panthers	New York Giants	0	10	7	6	-	23	J. Kasay (31) (45) (18)

Team	Qtr	Clock Time	PLAY DESCRIPTION (Extra Point) (Drive Info)	SCORE	
				Visitor	Home
PANTHERS	2	9:41	S.Smith 22 yd. pass from J.Delhomme (J.Kasay kick) (12-77, 7:46)	7	0
PANTHERS	2	0:30	J.Kasay 31 yd. Field Goal (4-2, 0:58)	10	0
PANTHERS	3	6:57	S.Smith 12 yd. run (J.Kasay kick) (1-12, 0:06)	17	0
PANTHERS	4	13:33	J.Kasay 45 yd. Field Goal (10-55, 6:07)	20	0
PANTHERS	4	2:40	J.Kasay 18 yd. Field Goal (14-55, 8:55)	23	0

POSTSEASON HISTORY

FINAL INDIVIDUAL STATISTICS

Carolina Panthers										New York Giants									
RUSHING										RUSHING									
D.Foster	ATT	YDS	AVG	LG	TD	T.Barber	ATT	YDS	AVG	LG	TD								
27	151	5.6	31	0	13	41	3.2	9	0										
N.Goings	12	63	5.3	18	0														
S.Smith	1	12	12.0	12	1														
B.Hoover	2	0	0.0	0	0														
C.Weinke	3	-3	-1.0	-1	0														
Total	45	223	5.0	31	1	Total	13	41	3.2	9	0								
PASSING										PASSING									
J.Delhomme	ATT	CMP	YDS	SK/YD	TD	LG	IN	Rtg.	E.Manning	ATT	CMP	YDS	SK/YD	TD	LG	IN	Rtg.		
22	15	140	3/19	1	25	0	100.6	18	10	113	4/22	0	25	3	35.0				
N.Goings	0	0	0	1/9	0	0	0.0												
Total	22	15	140	4/28	1	25	100.6	Total	18	10	113	4/22	0	25	3	35.0			
PASS RECEIVING										PASS RECEIVING									
S.Smith	NO	YDS	AVG	LG	TD	J.Shockey	NO	YDS	AVG	LG	TD								
10	84	8.4	22	1	3	50	16.7	25	0										
K.Colbert	2	31	15.5	25	0	A.Toomer	3	31	10.3	13	0								
M.Mangum	1	11	11.0	11	0	T.Barber	3	28	9.3	17	0								
N.Goings	1	10	10.0	10	0	V.Shiancock	1	4	4.0	4	0								
D.Foster	1	4	4.0	4	0														
Total	15	140	9.3	25	1	Total	10	113	11.3	25	0								
INTERCEPTIONS										INTERCEPTIONS									
M.McCree	NO	YDS	AVG	LG	TD		NO	YDS	AVG	LG	TD								
2	-9	-4.5	1	0															
K.Lucas	1	14	14.0	14	0														
Total	3	5	1.7	14	0	Total	0	0	0.0	0	0								
PUNTING										PUNTING									
J.Baker	NO	YDS	AVG	TB	IN20	LG	J.Feagles	NO	YDS	AVG	TB	IN20	LG						
4	151	37.8	1	2	42	4	155	38.8	1	2	49								
Total	4	151	37.8	1	2	42	Total	4	155	38.8	1	2	49						
PUNT RETURNS										PUNT RETURNS									
(DOWNED)	NO	YDS	AVG	FC	LG	TD	C.Morton	NO	YDS	AVG	FC	LG	TD						
1	0	0.0	0	0	0	1	5	5.0	0	5	0								
(OUT OF BOUNDS)	2	0	0.0	0	0	0	G.Wilson	1	0	0.0	0	0	0						
(TOUCHBACK)	1	0	0.0	0	0	0	(DOWNED)	1	0	0.0	0	0	0						
0	0	0.0	0	0	0	(TOUCHBACK)	1	0	0.0	0	0	0							
Returns	0	0	0.0	0	0	0	Returns	2	5	2.5	0	5	0						
KICKOFF RETURNS										KICKOFF RETURNS									
J.Robertson	NO	YDS	AVG	FC	LG	TD	C.Morton	NO	YDS	AVG	FC	LG	TD						
1	17	17.0	0	17	0	6	122	20.3	0	28	0								
Returns	1	17	17.0	0	17	0	Returns	6	122	20.3	0	28	0						
FUMBLES										FUMBLES									
J.Delhomme	Fum	Own Rec.	Yds	TD	FF	Opp. Rec.	Yds	TD	Out Bnds	E.Manning	Fum	Own Rec.	Yds	TD	FF	Opp. Rec.	Yds	TD	Out Bnds
1	0	0	0	0	0	0	0	0	1	0	0	0	0	0	0	0	0	0	
T.Wharton	0	1	0	0	0	0	0	0	G.Wilson	1	0	0	0	0	0	0	0	0	
W.Witherspoon	0	0	0	0	1	0	0	0	O.Umenyiora	0	0	0	0	1	0	0	0	0	
M.Rucker	0	0	0	0	0	1	0	0											
D.Wesley	0	0	0	0	0	1	0	0											
Total	1	1	0	0	1	2	0	0	Total	2	0	0	0	1	0	0	0	0	

FINAL TEAM STATISTICS

	VISITOR PANTHERS				HOME GIANTS					VISITOR PANTHERS				HOME GIANTS			
TOTAL FIRST DOWNS	23				9				FGs - PATs Had Blocked	0-0				0-0			
By Rushing	13				1				Net Punting Average	31.5				33.8			
By Passing	9				6				TOTAL RETURN YARDAGE (Not Including Kickoffs)	5				5			
By Penalty	1				2				No. and Yards Punt Returns	0-0				2-5			
THIRD DOWN EFFICIENCY	7-15-47%				1-7-14%				No. and Yards Kickoff Returns	1-17				6-122			
FOURTH DOWN EFFICIENCY	0-0-0%				0-0-0%				No. and Yards Interception Returns	3-5				0-0			
TOTAL NET YARDS	335				132				PENALTIES Number and Yards	7-52				2-15			
Total Offensive Plays (inc. times thrown passing)	71				35				FUMBLES Number and Lost	1-0				2-2			
Average gain per offensive play	4.7				3.8				TOUCHDOWNS	2				0			
NET YARDS RUSHING	223				41				Rushing	1				0			
Total Rushing Plays	45				13				Passing	1				0			
Average gain per rushing play	5.0				3.2				EXTRA POINTS Made-Attempts	2-2				0-0			
Tackles for a loss-number and yards	3-6				1-1				Kicking Made-Attempts	2-2				0-0			
NET YARDS PASSING	112				91				FIELD GOALS Made-Attempts	3-3				0-0			
Times thrown - yards lost attempting to pass	4-28				4-22				RED ZONE EFFICIENCY	1-4-25%				0-0-0%			
Gross yards passing	140				113				GOAL TO GO EFFICIENCY	0-1-0%				0-0-0%			
PASS ATTEMPTS-COMPLETIONS-HAD INTERCEPTED	22-15-0				18-10-3				SAFETIES	0				0			
Avg gain per pass play (inc. # thrown passing)	4.3				4.1				FINAL SCORE	23				0			
KICKOFFS Number-In End Zone-Touchbacks	6-0-0				1-0-0				TIME OF POSSESSION	42:45				17:15			
PUNTS Number and Average	4-37.8				4-38.8												
Had Blocked	0				0												

DEFENSIVE STATISTICS (based on coaches' film review)

Player	TT	S	A	S-yds	l-yds	PD	FF	FR	Player	TT	S	A	S-yds	l-yds	PD	FF	FR
M. McCree	6	4	2	0	2(-9)	0	0	0	J. Carstens	2	1	1	1-6	0	0	0	0
W. Witherspoon	5	3	2	1-5	0	0	1	0	R. Manning	2	1	1	0	0	0	0	0
C. Gamble	5	2	3	0	0	0	0	0	J. Peppers	2	2	0	1-9	0	1	0	0
M. Minter	4	1	3	0	0	0	0	0	T. Davis	1	1	0	1-7	0	0	0	0
B. Short	4	1	3	0	0	0	0	0	M. Rucker	1	0	1	0	0	1	0	1
D. Morgan	3	0	3	0	0	0	0	0	Total	37	17	20	4-25	3-5	2	1	1
K. Lucas	2	1	1	0	1-14	0	0	0									

POSTSEASON HISTORY

NFC DIVISIONAL PLAYOFFS CAROLINA 29 – CHICAGO 21

January 15, 2006
Soldier Field • Chicago, IL

WEATHER: Partly Cloudy, 40°, Wind SE 15 mph - ATTENDANCE: 62,209 - TIME: 3:23

Carolina totaled 434 yards against the NFL's second-ranked defense in a 29-21 victory over the Chicago Bears in the NFC Divisional Playoffs. The contest marked the Panthers fourth consecutive postseason road victory to equal the NFL record for the most consecutive road postseason victories, previously accomplished by Dallas from 1975-81. The Panthers became the fourth team since 1990 to win an NFC Divisional Playoff game on the road. Carolina allowed one sack against the Bears after allowing a season-high eight in their regular season contest at Chicago (11/20/05) and scored 29 points against a Bears defense that allowed a League-low 12.9 points per game during the regular season and a total of 61 points at home during

the regular season. Wide receiver Steve Smith amassed 218 yards receiving, the most in team history and fourth-highest total in a playoff game in NFL history, and two touchdowns on 12 receptions, which tied for the second-most catches in NFL postseason history. Quarterback Jake Delhomme registered his second career 300-yard passing effort in the playoffs and his fifth postseason game with a passer rating of 100 or more. The Panthers' defense yielded only 3-of-13 third down conversions against the Bears. With the victory, head coach John Fox became just the fifth head coach in NFL history to record at least four postseason road wins.

OFFICIALS

Referee — Walt Coleman (65) Umpire — Roy Ellison (81) Head Linesman — Ron Phares (10) Line Judge — Michael Spanier (90)
Field Judge — Steve Zimmer (33) Side Judge — David Wyant (16) Back Judge — Richard Reels (83) Replay — Bob McGrath & Dean

STARTING LINEUPS

Carolina Panthers				Chicago Bears			
Offense		Defense		Offense		Defense	
WR	89 S. Smith	LDE	90 J. Peppers	WR	87 M. Muhammad	LE	93 A. Ogunleye
LT	70 T. Wharton	LDT	99 B. Buckner	LT	76 J. Tait	DT	91 T. Harris
LG	68 M. Wahle	RDT	67 J. Carstens	LG	74 R. Brown	NT	95 I. Scott
C	60 J. Mitchell	RDE	93 M. Rucker	C	57 O. Kreuzt	RE	96 A. Brown
RG	76 T. Reyes	SLB	53 B. Short	RG	63 R. Garza	SLB	92 H. Hillenmeyer
RT	69 J. Gross	MLB	55 D. Morgan	RT	69 F. Miller	MLB	54 B. Urlacher
TE	84 M. Gaines	WLB	54 W. Witherspoon	TE	88 D. Clark	WLB	55 L. Briggs
WR	83 K. Colbert	LCB	20 C. Gamble	WR	12 J. Gage	LCB	33 C. Tillman
QB	17 J. Delhomme	RCB	23 K. Lucas	QB	8 R. Grossman	RCB	31 N. Vasher
FB	45 B. Hoover	SS	27 M. McCree	RB	20 T. Jones	SS	46 C. Harris
RB	26 D. Foster	FS	30 M. Minter	FB	37 J. McKie	FS	30 M. Brown

CAROLINA SUBSTITUTIONS: K 4 J.Kasay, P 7 J.Baker, WR 18 D.Carter, CB 21 D.Wesley, RB 22 J.Robertson, CB 24 R. Manning, RB 32 R.Smart, RB 37 N.Goings, S 47 T.Davis, LB 50 V.Ciurciu, LB 52 C.Draft, LB 56 J.Kyle, LB 57 S.Tufts, C 63 G.Hangartner, T 78 T.Fordham, WR 81 R.Proehl, TE 82 M.Seidman, TE 86 K.Mangum, WR 88 K.Hankton, DT 94 K.Moorehead, DE 96 Al Wallace, DE 97 K.Rasmussen **DID NOT PLAY:** QB16 C.Weinke. **INACTIVE:** 3QB 3 S.Lefors, WR 5 E. Hill, CB 38 G. Wilds, FB 49 C. Cramer, T 61 D.Kadela, G 71 E.Mathis, DE 92 J.Haye, DT 98 A.Ellison

VISITOR	HOME	1	2	3	4	OT	TOTAL	FIELD GOALS (made() & missed)
Carolina Panthers	Chicago Bears	7	9	7	6	-	29	J. Kasay (20) (38) (37)
		0	7	7	7	-	21	

Team	Qtr	Clock Time	PLAY DESCRIPTION (Extra Point) (Drive Info)	SCORE Visitor Home
PANTHERS	1	14:05	S.Smith 58 yd. pass from J.Delhomme (J.Kasay kick) (2-60, 0:55)	7 0
PANTHERS	2	14:57	J.Kasay 20 yd. Field Goal (10-62, 4:01)	10 0
PANTHERS	2	6:26	J.Kasay 38 yd. Field Goal (8-40, 4:26)	13 0
BEARS	2	1:57	A.Peterson 1 yd. run (R.Gould kick) (9-67, 4:29)	13 7
PANTHERS	2	0:00	J.Kasay 37 yd. Field Goal (8-51, 1:57)	16 7
BEARS	3	11:21	D.Clark 1 yd. pass from R.Grossman (R.Gould kick) (8-68, 3:39)	16 14
PANTHERS	3	2:07	S.Smith 39 yd. pass from J.Delhomme (J.Kasay kick) (5-56, 3:24)	23 14
BEARS	4	12:23	J.McKie 3 yd. run (R.Gould kick) (11-66, 4:44)	23 21
PANTHERS	4	8:04	K.Mangum 1 yd. pass from J.Delhomme (kick failed, hru) (7-62, 4:19)	29 21

POSTSEASON HISTORY

FINAL INDIVIDUAL STATISTICS

Carolina Panthers											Chicago Bears														
RUSHING	ATT	YDS	AVG	LG	TD						RUSHING	ATT	YDS	AVG	LG	TD									
D.Foster	16	54	3.4	17	0						T.Jones	20	80	4.0	24	0									
N.Goings	10	34	3.4	10	0						A.Peterson	5	9	1.8	5	1									
S.Smith	3	26	8.7	22	0						R.Grossman	1	5	5.0	5	0									
J.Delhomme	2	9	4.5	9	0						J.Mokey	1	3	3.0	3	1									
Total	31	123	4.0	22	0						Total	27	97	3.6	24	2									
PASSING	ATT	CMP	YDS	SK/YD	TD	LG	IN	Rtg.				PASSING	ATT	CMP	YDS	SK/YD	TD	LG	IN	Rtg.					
J.Delhomme	33	24	319	1/8	3	58	1	120.6				R.Grossman	41	17	192	1/7	1	27	1	27	1	54.1			
Total	33	24	319	1/8	3	58	1	120.6				Total	41	17	192	1/7	1	27	1	27	1	54.1			
PASS RECEIVING	NO	YDS	AVG	LG	TD						PASS RECEIVING	NO	YDS	AVG	LG	TD									
S.Smith	12	218	18.2	58	2						B.Berrian	5	68	13.6	17	0									
R.Proehl	3	28	9.3	11	0						M.Muhammad	3	58	19.3	24	0									
D.Carter	2	43	21.5	29	0						T.Jones	3	30	10.0	27	0									
B.Hoover	2	13	6.5	7	0						J.Gage	3	28	9.3	24	1									
N.Goings	1	14	14.0	14	0						D.Clark	2	5	2.5	4	1									
K.Colbert	1	9	9.0	9	0						A.Peterson	1	3	3.0	3	0									
D.Foster	1	3	3.0	3	0																				
K.Mangum	1	1	1.0	1	1																				
J.Robertson	1	-10	-10.0	-10	0																				
Total	24	319	13.3	58	3						Total	17	192	11.3	27	1									
INTERCEPTIONS	NO	YDS	AVG	LG	TD						INTERCEPTIONS	NO	YDS	AVG	LG	TD									
K.Lucas	1	1	1.0	1	0						B.Urfachner	1	20	20.0	20	0									
Total	1	1	1.0	1	0						Total	1	20	20.0	20	0									
PUNTING	NO	YDS	AVG	TB	IN20	LG					PUNTING	NO	YDS	AVG	TB	IN20	LG								
J.Baker	5	206	41.2	1	3	47					B.Maynard	7	246	35.1	0	0	54								
Total	5	206	41.2	1	3	47					Total	7	246	35.1	0	0	54								
PUNT RETURNS	NO	YDS	AVG	FC	LG	TD					PUNT RETURNS	NO	YDS	AVG	FC	LG	TD								
S.Smith	2	-1	-0.5	0	0	0					N.Vasher	2	1	0.5	0	6	0								
(DOWNED)	3	0	0.0	0	0	0					(DOWNED)	2	0	0.0	0	0	0								
(OUT OF BOUNDS)	2	0	0.0	0	0	0					(TOUCHBACK)	1	0	0.0	0	0	0								
Returns	2	-1	-0.5	0	0	0					Returns	2	1	0.5	0	6	0								
KICKOFF RETURNS	NO	YDS	AVG	FC	LG	TD					KICKOFF RETURNS	NO	YDS	AVG	FC	LG	TD								
J.Robertson	4	100	25.0	0	34	0					R.Davis	5	115	23.0	0	31	0								
Returns	4	100	25.0	0	34	0					A.Peterson	1	17	17.0	0	17	0								
											Returns	6	132	22.0	0	31	0								
FUMBLES	Own	Yds	TD	FF	Opp. Rec.	Yds	TD	Out Bnds				FUMBLES	Own	Yds	TD	FF	Opp. Rec.	Yds	TD	Out Bnds					
J.Delhomme	2	1	0	0	0	0	0	0				C.Harris	0	0	0	1	0	0	0	0					
D.Foster	1	1	0	0	0	0	0	0				A.Ogunleye	0	0	0	1	0	0	0	0					
T.Wharton	0	1	0	0	0	0	0	0				Total	0	0	0	2	0	0	0	0					
Total	3	3	0	0	0	0	0	0																	

FINAL TEAM STATISTICS

	VISITOR PANTHERS				HOME BEARS					VISITOR PANTHERS				HOME BEARS			
TOTAL FIRST DOWNS	21				23				FGs - PATs Had Blocked	0-0				0-0			
By Rushing	6				6				Net Punting Average	37.0				35.3			
By Passing	14				11				TOTAL RETURN YARDAGE (Not Including Kickoffs)	0				21			
By Penalty	1				6				No. and Yards Punt Returns	2-1				2-1			
THIRD DOWN EFFICIENCY	5-12-42%				3-13-23%				No. and Yards Kickoff Returns	4-100				6-132			
FOURTH DOWN EFFICIENCY	0-0-0%				1-2-50%				No. and Yards Interception Returns	1-1				1-20			
TOTAL NET YARDS	434				282				PENALTIES Number and Yards	9-50				4-19			
Total Offensive Plays (inc. times thrown passing)	65				69				FUMBLES Number and Lost	3-0				0-0			
Average gain per offensive play	6.7				4.1				TOUCHDOWNS	3				3			
NET YARDS RUSHING	123				97				Rushing	0				2			
Total Rushing Plays	31				27				Passing	3				1			
Average gain per rushing play	4.0				3.6				EXTRA POINTS Made-Attempts	2-3				3-3			
Tackles for a loss-number and yards	6-12				2-7				Kicking Made-Attempts	2-3				3-3			
NET YARDS PASSING	311				185				FIELD GOALS Made-Attempts	3-3				0-0			
Times thrown - yards lost attempting to pass	1-8				1-7				RED ZONE EFFICIENCY	1-3-33%				3-3-100%			
Gross yards passing	319				192				GOAL TO GO EFFICIENCY	1-2-50%				3-3-100%			
PASS ATTEMPTS-COMPLETIONS-HAD INTERCEPTED	33-24-1				41-17-1				SAFETIES	0				0			
Avg gain per pass play (inc.# thrown passing)	9.1				4.4				FINAL SCORE	29				21			
KICKOFFS Number-In End Zone-Touchbacks	6-1-0				4-0-0				TIME OF POSSESSION	33:25				26:35			
PUNTS Number and Average	5-41.2				7-35.1												
Had Blocked	0				0												

DEFENSIVE STATISTICS (based on coaches' film review)

Player	TT	S	A	S-yds	I-yds	PD	FF	FR	Player	TT	S	A	S-yds	I-yds	PD	FF	FR
D.Morgan	9	2	7	0	0	1	0	0	M.Rucker	3	2	1	0	0	1	0	0
K.Lucas	6	4	2	0	1-1	3	0	0	T.Davis	2	2	0	0	0	0	0	0
C.Gamble	6	4	2	0	0	3	0	0	A.Wallace	2	0	2	0	0	1	0	0
M.Minter	6	2	4	0	0	0	0	0	J.Carstens	1	1	0	1-7	0	0	0	0
W.Witherspoon	5	3	2	0	0	2	0	0	K.Rasmussen	1	1	0	0	0	0	0	0
M.McCree	4	2	2	0	0	1	0	0	B.Buckner	1	0	1	0	0	1	0	0
B.Short	4	2	2	0	0	1	0	0	K.Moorehead	1	0	1	0	0	0	0	0
J.Peppers	4	4	0	0	0	0	1	0	Total	55	29	26	1-7	1-1	13	1	0

POSTSEASON HISTORY

NFC CHAMPIONSHIP

SEATTLE 34 – CAROLINA 14

January 22, 2006
Qwest Field • Seattle, WA

WEATHER: Overcast, 48°, Wind S 14 mph - ATTENDANCE: 67,837 - TIME: 3:09

Seattle's defense forced four turnovers and held the Panthers to 212 total yards in a 34-14 victory in the 2005 NFC Championship Game. Carolina was limited to 36 yards by the Seahawks fifth-ranked rushing defense and converted only one-of-nine third down opportunities. Interceptions on consecutive Carolina possessions enabled Seattle to transform a 7-0 lead into a 17-0 advantage in the second quarter. Wide receiver Steve Smith established an NFL record for the most catches in a postseason

with 27, surpassing the previous mark of 23 set by Anthony Carter with Minnesota in the 1987 postseason. Smith's 59-yard punt return for a touchdown enabled him to become the first player in NFL history to score a touchdown on a run, pass and punt return in the same postseason. Running back Nick Goings, who started in place of the injured DeShaun Foster, was shaken up in the first quarter and did not return to the game.

OFFICIALS

Referee — Ed Hochuli (85) Umpire — Carl Paganelli (124) Head Linesman — Tom Stabile (24) Line Judge — Byron Boston (18)
Field Judge — Buddy Horton (82) Side Judge — Carl Cheffers (51) Back Judge — Steve Freeman (133) Replay — Mark Burns

STARTING LINEUPS

Carolina Panthers

Offense			Defense		
WR	89	S. Smith	LDE	90	J. Peppers
LT	70	T. Wharton	LDT	99	B. Buckner
LG	68	M. Wahle	RDT	67	J. Carstens
C	60	J. Mitchell	RDE	93	M. Rucker
RG	76	T. Reyes	SLB	53	B. Short
RT	69	J. Gross	MLB	55	D. Morgan
TE	84	M. Gaines	WLB	54	W. Witherspoon
WR	83	K. Colbert	LCB	20	C. Gamble
QB	17	J. Delhomme	RCB	23	K. Lucas
FB	45	B. Hoover	SS	27	M. McCree
RB	37	N. Goings	FS	30	M. Minter

Seattle Seahawks

Offense			Defense		
WR	84	B. Engram	LDE	94	B. Fisher
LT	71	W. Jones	LDT	91	C. Darby
LG	76	S. Hutchinson	RDT	99	R. Bernard
C	61	R. Tobeck	RDE	98	G. Wistrom
RG	62	C. Gray	OLB	56	L. Hill
RT	75	S. Locklear	MLB	51	L. Tatuapu
WR	87	J. Jurevicius	OLB	54	D. Lewis
WR	82	D. Jackson	LCB	21	A. Dyson
QB	8	M. Hasselbeck	RCB	23	M. Trufant
FB	38	M. Strong	SS	28	M. Boulware
RB	37	S. Alexander	FS	33	M. Manuel

CAROLINA SUBSTITUTIONS: K 4 J.Kasay, P 7 J.Baker, WR 18 D.Carter, CB 21 D.Wesley, RB 22 J.Robertson, CB 24 R. Manning, RB 32 R.Smart, S 47 T.Davis, FB 49 C. Cramer, LB 50 V.Ciurciu, LB 52 C.Draft, LB 56 J.Kyle, LB 57 S.Tufts, C 63 G.Hangartner, T 78 T.Fordham, WR 81 R.Proehl, TE 86 K.Mangum, WR 88 K.Hankton, DT 94 K.Moorehead, DE 96 Al Wallace, DE 97 K.Rasmussen **DID NOT PLAY:** QB16 C.Weinke, TE 82 M.Seidman. **INACTIVE:** 3QB 3 S.LeFors, WR 5 E. Hill, S 31 B. Parker, CB 38 G. Wilds, T 61 D.Kadela, G 71 E.Mathis, DE 92 J.Haye, DT 98 A.Ellison

		1	2	3	4	OT	TOTAL	FIELD GOALS (made/___) & missed
VISITOR	Carolina Panthers	0	7	0	7	-	14	
HOME	Seattle Seahawks	10	10	7	7	-	34	J. Brown (24) (39) 49SH

Team	Qtr	Clock Time	PLAY DESCRIPTION (Extra Point) (Drive Info)	SCORE	
				Visitor	Home
SEAHAWKS	1	5:31	J.Stevens 17 yd. pass from M.Hasselbeck (J.Brown kick) (5-57, 2:16)	0	7
SEAHAWKS	1	2:23	J.Brown 24 yd. Field Goal (6-14, 2:44)	0	10
SEAHAWKS	2	14:53	S.Alexander 1 yd. run (J.Brown kick) (4-17, 0:57)	0	17
PANTHERS	2	9:05	S.Smith 59 yd. punt return (J.Kasay kick)	7	17
SEAHAWKS	2	4:03	J.Brown 39 yd. Field Goal (10-57, 5:02)	7	20
SEAHAWKS	3	11:09	D.Jackson 20 yd. pass from M.Hasselbeck (J.Brown kick) (8-65, 3:51)	7	27
SEAHAWKS	4	6:00	S.Alexander 1 yd. run (J.Brown kick) (8-53, 4:48)	7	34
PANTHERS	4	5:09	D.Carter 47 yd. pass from J.Delhomme (J.Kasay kick) (4-80, 0:51)	14	34

POSTSEASON HISTORY

FINAL INDIVIDUAL STATISTICS

Carolina Panthers										Seattle Seahawks											
RUSHING	ATT	YDS	AVG	LG	TD					RUSHING	ATT	YDS	AVG	LG	TD						
J.Robertson	4	19	4.8	15	0					S.Alexander	34	132	3.9	18	2						
J.Delhomme	3	15	5.0	6	0					M.Hasselbeck	6	27	4.5	15	0						
N.Goings	5	2	0.4	2	0					M.Morris	7	24	3.4	10	0						
Total	12	36	3.0	15	0					Total	51	190	3.7	18	2						
PASSING	ATT	CMP	YDS	SK/YD	TD	LG	IN	Rtg.					PASSING	ATT	CMP	YDS	SK/YD	TD	LG	IN	Rtg.
J.Delhomme	35	15	196	2/20	1	47t	3	34.9					M.Hasselbeck	28	20	219	2/16	2	28	0	118.0
Total	35	15	196	2/20	1	47t	3	34.9					Total	28	20	219	2/16	2	28	0	118.0
PASS RECEIVING	NO	YDS	AVG	LG	TD					PASS RECEIVING	NO	YDS	AVG	LG	TD						
J.Robertson	5	37	7.4	18	0					D.Jackson	6	75	12.5	20t	1						
S.Smith	5	33	6.6	12	0					J.Stevens	6	66	11.0	17t	1						
D.Carter	2	88	44.0	47t	1					B.Engram	3	34	11.3	13	0						
R.Froehl	1	19	19.0	19	0					S.Wallace	1	28	28.0	28	0						
K.Mangum	1	10	10.0	10	0					R.Hannam	1	7	7.0	7	0						
B.Hoover	1	9	9.0	9	0					J.Jurevicius	1	6	6.0	6	0						
Total	15	196	13.1	47t	1					Total	20	219	11.0	28	2						
INTERCEPTIONS	NO	YDS	AVG	LG	TD					INTERCEPTIONS	NO	YDS	AVG	LG	TD						
Total	0	0	0.0	0	0					Total	3	67	22.3	32	0						
PUNTING	NO	YDS	AVG	TB	IN20	LG					PUNTING	NO	YDS	AVG	TB	IN20	LG				
J.Baker	7	243	34.7	0	2	52					T.Rosen	4	169	42.3	2	1	45				
Total	7	243	34.7	0	2	52					Total	5	194	38.8	2	2	45				
PUNT RETURNS	NO	YDS	AVG	FC	LG	TD					PUNT RETURNS	NO	YDS	AVG	FC	LG	TD				
S.Smith (DOWNED)	1	59	59.0	0	59t	1					P.Warrick	2	7	3.5	2	5	0				
(TOUCHBACK)	2	0	0.0	0	0	0					(DOWNED)	3	0	0.0	0	0	0				
Returns	1	59	59.0	0	59t	1					Returns	2	7	3.5	2	5	0				
KICKOFF RETURNS	NO	YDS	AVG	FC	LG	TD					KICKOFF RETURNS	NO	YDS	AVG	FC	LG	TD				
R.Smart	4	74	18.5	0	21	0					J.Scooby	2	51	25.5	0	32	0				
J.Robertson	3	69	23.0	0	26	0					Returns	2	51	25.5	0	32	0				
Returns	7	143	20.4	0	26	0					Returns	2	51	25.5	0	32	0				
FUMBLES	Fum	Own Rec.	Yds	TD	FF	Rec.	Yds	TD	Out Bnds												
S.Smith	1	0	0	0	0	0	0	0	0												
Total	1	0	0	0	0	0	0	0	0												
FUMBLES	Fum	Own Rec.	Yds	TD	FF	Rec.	Yds	TD	Out Bnds												
C.Terrill	0	0	0	0	1	0	0	0	0												
M.Trufant	0	0	0	0	0	1	5	0	0												
Total	0	0	0	0	1	1	5	0	0												

FINAL TEAM STATISTICS

TOTAL FIRST DOWNS	11	27	FGs - PATS Had Blocked		0-0	0-0
By Rushing	2	13	Net Punting Average		33.7	19.0
By Passing	7	11	TOTAL RETURN YARDAGE (Not Including Kickoffs)			
By Penalty	2	3	No. and Yards Punt Returns		59	74
THIRD DOWN EFFICIENCY	1-9-11%	8-18-44%	No. and Yards Kickoff Returns		1-59	2-7
FOURTH DOWN EFFICIENCY	0-0-0%	0-1-0%	No. and Yards Interception Returns		7-143	2-51
TOTAL NET YARDS	212	393	PENALTIES Number and Yards		5-57	7-63
Total Offensive Plays (inc. times thrown passing)	49	81	FUMBLES Number and Lost		1-1	0-0
Average gain per offensive play	4.3	4.9	TOUCHDOWNS			
NET YARDS RUSHING	36	190	Rushing		2	4
Total Rushing Plays	12	51	Passing		1	2
Average gain per rushing play	3.0	3.7	Punt Returns		1	0
Tackles for a loss-number and yards	1-2	7-14	EXTRA POINTS Made-Attempts			
NET YARDS PASSING	176	203	Kicking Made-Attempts		2-2	4-4
Times thrown - yards lost attempting to pass	2-20	2-16	FIELD GOALS Made-Attempts		0-0	2-3
Gross yards passing	196	219	RED ZONE EFFICIENCY		0-0-0%	3-4-75%
PASS ATTEMPTS-COMPLETIONS-HAD INTERCEPTED	35-13-3	28-20-0	GOAL TO GO EFFICIENCY		0-0-0%	2-3-67%
Avg gain per pass play (inc. # thrown passing)	4.8	6.8	SAFETIES		0	0
KICKOFFS Number-In End Zone-Touchbacks	3-0-0	7-1-0	FINAL SCORE		14	34
PUNTS Number and Average	7-34.7	5-38.8	TIME OF POSSESSION		18:09	41:51
Had Blocked	0	0				

DEFENSIVE STATISTICS (based on coaches' film review)

Player	TT	S	A	S-yds	I-yds	PD	FF	FR	Player	TT	S	A	S-yds	I-yds	PD	FF	FR
W. Witherspoon	10	8	2	0	0	1	0	0	J. Carstens	4	2	2	0	0	0	0	0
D. Morgan	7	2	5	1-7	0	0	0	0	R. Manning	4	4	0	0	0	0	0	0
B. Buckner	7	7	0	0	0	0	0	0	M. Minter	3	3	0	0	0	1	0	0
C. Draft	7	7	0	0	0	0	0	0	C. Gamble	3	3	0	0	0	1	0	0
K. Lucas	6	5	1	0	0	0	0	0	K. Moorehead	2	1	1	0	0	0	0	0
J. Peppers	6	5	1	0	0	0	0	0	A. Wallace	1	1	0	0	0	0	0	0
B. Short	6	4	2	0	0	0	0	0	T. Davis	1	1	0	0	0	0	0	0
M. McCree	6	6	0	0	0	0	0	0	K. Rasmussen	1	1	0	0	0	0	0	0
M. Rucker	4	3	1	1-9	0	0	0	0	Total	78	63	15	2-16	0	3	0	0

POSTSEASON HISTORY

NFC DIVISIONAL PLAYOFFS

ARIZONA 33 – CAROLINA 13

January 10, 2009

Bank of America Stadium • Charlotte, NC

WEATHER: Showers, 45°, Wind SW 10 MPH - **ATTENDANCE:** 73,695 - **TIME:** 3:11

The Carolina Panthers dropped a 33-13 decision at home in the NFC Divisional Playoffs to end the 2008 campaign. The Panthers jumped out to an early lead when Jonathan Stewart capped Carolina's opening drive with a nine-yard touchdown run. However, the Panthers only managed one more first down for the rest of the first half as they turned the ball over twice and punted three times. Arizona quarterback Kurt Warner hooked up with Larry Fitzgerald for 151 yards and a touchdown in the first

half as the Cardinals jumped to a 27-7 lead at the intermission. Jake Delhomme found Steve Smith for an 8-yard touchdown in the fourth quarter. Delhomme finished with 205 yards on 17 of 34 passing with one touchdown and five interceptions. DeAngelo Williams managed 63 yards rushing on 12 carries. Defensively, Jon Beason notched a second-half interception along with nine tackles. Thomas Davis led the team with 11 tackles including one for a loss, while Damione Lewis recorded a sack.

OFFICIALS

Referee — Gene Steratore (114) **Umpire** — Butch Hannah (40) **Head Linesman** — Phil McKinnely (110) **Line Judge** — Michael Spanier (90)

Field Judge — Steve Zimmer (33) **Side Judge** — Laird Hayes (125) **Back Judge** — Jim Howey (37) **Replay** — Al Hynes

STARTING LINEUPS

Arizona Cardinals

Offense		Defense	
WR 11	L. Fitzgerald	LDE 94	A. Smith
LT 69	M. Gandy	NT 97	B. Robinson
LG 74	R. Wells	DT 90	D. Dockett
C 63	L. Sendllein	RDE 92	B. Berry
RG 76	D. Lutui	SLB 56	C. Okeafor
RT 75	L. Brown	MLB 54	G. Hayes
WR 15	S. Breaston	WLB 58	K. Dansby
TE 83	S. Spach	LCB 26	R. Hood
QB 13	K. Warner	RCB 29	D. Rodgers-Cromartie
RB 32	E. James	SS 24	A. Wilson
TE 82	L. Pope	H 21	A. Rolle

Carolina Panthers

Offense		Defense	
WR 89	S. Smith	LDE 96	T. Brayton
LT 69	J. Gross	LDT 99	M. Kemoeatu
LG 70	T. Wharton	RDT 92	D. Lewis
C 67	R. Kalil	RDE 90	J. Peppers
RG 73	J. Bridges	SLB 53	N. Diggs
RT 79	J. Otah	MLB 52	J. Beason
TE 47	J. King	WLB 58	T. Davis
WR 87	M. Muhammad	LCB 20	C. Gamble
QB 17	J. Delhomme	RCB 21	K. Lucas
FB 45	B. Hoover	SS 43	C. Harris
RB 34	D. Williams	FS 30	C. Godfrey

CAROLINA SUBSTITUTIONS: K 4 J.Kasay, K 5 R.Lloyd, P 7 J.Baker, CB 23 D.Wesley, S 25 N.Salley, CB 27 C.Wilson, RB 28 J.Stewart, CB 31 R.Marshall, RB 37 N.Goings, LB 50 J.Anderson, LB 54 L.Johnson, LB 55 D.Curry, LB 56 J.Kyle, DE 66 H.Taylor, T 76 F.Omiyale, DT 78 N.Hayden, WR 80 D.Jarrett, TE 82 G.Barnidge, WR-PR 84 M.Jones, TE 88 Dante Rosario, DE 95 C. Johnson **DID NOT PLAY:** QB 12 J.McCown, C 63 G.Hangartner **INACTIVE:** 3QB 3 M.Moore, WR 18 D.Hackett, S 26 Q.Teal, LB 59 A.Seward, G 65 M.Bernadeau, WR 81 K.Moore, DT 93 D.Walker, DT 98 J.Parker

VISITOR	HOME	1	2	3	4	OT	TOTAL	FIELD GOALS (made/) & missed)
Arizona Cardinals	Carolina Panthers	14	13	3	3	-	33	N. Rackers (49) (30) 53SH (33) (20)
		7	0	0	6	-	13	

Team	Qtr	Clock Time	PLAY DESCRIPTION (Extra Point) (Drive Info)	SCORE	Home
PANTHERS	1	11:56	J. STEWART 9 YD. RUN (J.KASAY KICK) (5-50, 3:04)	0	7
CARDINALS	1	2:43	T. HIGHTOWER 3 YD. PASS FROM K. WARNER (N.RACKERS KICK) (6-60, 3:39)	7	7
CARDINALS	1	1:47	E. JAMES 4 YD. RUN (N.RACKERS KICK) (2-13, 0:50)	14	7
CARDINALS	2	10:16	N. RACKERS 49 YD. FIELD GOAL (9-49, 4:32)	17	7
CARDINALS	2	5:28	N. RACKERS 30 YD. FIELD GOAL (8-49, 3:39)	20	7
CARDINALS	2	3:32	L. FITZGERALD 29 YD. PASS FROM K. WARNER (N.RACKERS KICK) (3-44, 1:39)	27	7
CARDINALS	3	4:40	N. RACKERS 33 YD. FIELD GOAL (6-11, 3:12)	30	7
CARDINALS	4	3:10	N. RACKERS 20 YD. FIELD GOAL (13-48, 7:37)	33	7
PANTHERS	4	0:50	S. SMITH 8 YD. PASS FROM J. DELHOMME (PASS FAILED)	33	13

POSTSEASON HISTORY

FINAL INDIVIDUAL STATISTICS

Arizona Cardinals

RUSHING	ATT	YDS	AVG	LG	TD
T. Hightower	17	76	4.5	17	0
E. James	20	57	2.9	7	1
J. Arrington	2	11	5.5	9	0
K. Warner	3	1	0.3	3	0
T. Smith	1	0	0.0	0	0
Total	43	145	3.4	17	1

Carolina Panthers

RUSHING	ATT	YDS	AVG	LG	TD
D. Williams	12	63	5.3	31	0
J. Stewart	3	12	4.0	9t	1
Total	15	75	5.0	31	1

PASSING	ATT	CMP	YDS	SK/YD	TD	LG	IN	Rtg.
K. Warner	32	21	220	1/5	2	41	1	93.2
Total	32	21	220	1/5	2	41	1	93.2

PASSING	ATT	CMP	YDS	SK/YD	TD	LG	IN	Rtg.
J. Delhomme	34	17	205	2/11	1	35	5	39.1
Total	34	17	205	2/11	1	35	5	39.1

PASS RECEIVING	NO	YDS	AVG	LG	TD
L. Fitzgerald	8	166	20.8	41	1
S. Breaston	4	28	7.0	12	0
J. Arrington	3	10	3.3	9	0
J. Urban	2	5	2.5	8	0
E. James	1	9	9.0	9	0
T. Castille	1	3	3.0	3	0
T. Hightower	1	3	3.0	3t	0
E. Doucet	1	-4	-4.0	-4	0
Total	21	220	10.5	41	2

PASS RECEIVING	NO	YDS	AVG	LG	TD
M. Muhammad	5	55	11.0	20	0
J. Stewart	3	39	13.0	18	0
D. Rosario	3	28	9.3	14	0
S. Smith	2	43	21.5	35	1
D. Jarrett	2	27	13.5	20	0
B. Hoover	1	7	7.0	7	0
D. Williams	1	6	6.0	6	0
Total	17	205	12.1	35	1

INTERCEPTIONS	NO	YDS	AVG	LG	TD
A. Rolle	1	47	47.0	47	0
D. Rodgers-Cromartie	1	19	19.0	19	0
G. Hayes	1	6	6.0	6	0
R. Brown	1	0	0.0	0	0
R. Hood	1	0	0.0	0	0
Total	5	72	14.4	47	0

INTERCEPTIONS	NO	YDS	AVG	LG	TD
J. Beason	1	4	4.0	4	0
Total	1	4	4.0	4	0

PUNTING	NO	YDS	AVG	TB	IN20	LG
B. Graham	4	174	43.5	1	2	53
Total	4	174	43.5	1	2	53

PUNTING	NO	YDS	AVG	TB	IN20	LG
J. Baker	4	192	48.0	0	0	53
Total	4	192	48.0	0	0	53

PUNT RETURNS	NO	YDS	AVG	FC	LG	TD
S. Breaston	3	15	5.0	0	11	0
(OUT OF BOUNDS)	1	0	0.0	0	0	0
Returns	3	15	5.0	0	11	0

PUNT RETURNS	NO	YDS	AVG	FC	LG	TD
M. Jones	1	9	9.0	2	9	0
(TOUCHBACK)	1	0	0.0	0	0	0
Returns	1	9	9.0	2	9	0

KICKOFF RETURNS	NO	YDS	AVG	FC	LG	TD
J. Arrington	1	23	23.0	0	23	0
(OUT OF BOUNDS)	1	0	0.0	0	0	0
Returns	1	23	23.0	0	23	0

KICKOFF RETURNS	NO	YDS	AVG	FC	LG	TD
M. Jones	5	151	30.2	0	39	0
D. Rosario	1	4	4.0	0	4	0
B. Hoover	1	0	0.0	0	0	0
(TOUCHBACK)	1	0	0.0	0	0	0
Returns	7	155	22.1	0	39	0

FUMBLES	Fum	Own Rec.	Yds	TD	FF	Rec.	Yds	TD	Out Bnds
A. Smith	0	0	0	0	1	1	0	0	0
Total	0	0	0	0	1	1	0	0	0

FUMBLES	Fum	Own Rec.	Yds	TD	FF	Rec.	Yds	TD	Out Bnds
J. Delhomme	1	0	0	0	0	0	0	0	0
Total	1	0	0	0	0	0	0	0	0

	VISITOR				HOME				VISITOR				HOME			
	CARDINALS				PANTHERS				CARDINALS				PANTHERS			
TOTAL FIRST DOWNS	21				16				0-0				0-0			
By Rushing	8				4				36.3				44.3			
By Passing	10				11				87				13			
By Penalty	3				1				3-15				1-9			
THIRD DOWN EFFICIENCY	10-18-56%				2-8-25%				1-23				7-155			
FOURTH DOWN EFFICIENCY	0-0-0%				0-1-0%				5-72				1-4			
TOTAL NET YARDS	360				269				5-65				6-40			
Total Offensive Plays (inc. times thrown passing)	76				51				0-0				1-1			
Average gain per offensive play	4.7				5.3				3				2			
NET YARDS RUSHING	145				75				Rushing				1			
Total Rushing Plays	43				15				Passing				2			
Average gain per rushing play	3.4				5.0				EXTRA POINTS Made-Attempts				3-3			
Tackles for a loss-number and yards	2-4				3-6				Kicking Made-Attempts				3-3			
NET YARDS PASSING	215				194				Passing Made-Attempts				0-0			
Times thrown - yards lost attempting to pass	1-5				2-11				FIELD GOALS Made-Attempts				4-5			
Gross yards passing	220				205				RED ZONE EFFICIENCY				2.5-40%			
PASS ATTEMPTS-COMPLETIONS-HAD INTERCEPTED	32-21-1				34-17-5				GOAL TO GO EFFICIENCY				1-2-50%			
Avg gain per pass play (inc. # thrown passing)	6.5				5.4				SAFETIES				0			
KICKOFFS Number-In End Zone-Touchbacks	8-4-1				3-0-0				FINAL SCORE				33			
PUNTS Number and Average	4-43.5				4-48.0				TIME OF POSSESSION				39:49			
Had Blocked	0				0								20:11			

DEFENSIVE STATISTICS (based on coaches' film review)

Player	TT	S	A	S-yds	I-yds	PD	FF	FR	Player	TT	S	A	S-yds	I-yds	PD	FF	FR
T. Davis	11	9	2	0	0	0	0	0	C. Gamble	3	2	1	0	0	0	0	0
C. Harris	10	10	0	0	0	0	0	0	D. Lewis	3	2	1	1-5	0	0	0	0
J. Beason	9	6	3	0	1-4	0	0	0	C. Johnson	3	2	1	0	0	0	0	0
C. Godfrey	7	6	1	0	0	0	0	0	J. Peppers	2	2	0	0	0	0	0	0
K. Lucas	7	5	2	0	0	0	0	0	R. Marshall	2	2	0	0	0	0	0	0
M. Kemoeatu	6	5	1	0	0	0	0	0	N. Hayden	1	1	0	0	0	0	0	0
T. Brayton	6	3	3	0	0	0	0	0	C. Wilson	1	1	0	0	0	0	0	0
N. Diggs	5	4	1	0	0	0	0	0	Total	76	60	16	1-5	1-4	0	0	0

POSTSEASON HISTORY

NFC DIVISIONAL PLAYOFFS

SAN FRANCISCO 23 – CAROLINA 10

January 12, 2014

Bank of America Stadium • Charlotte, NC

WEATHER: Sunny, 54°, Wind W 8 MPH - ATTENDANCE: 73, 784 - TIME: 1:05 PM

Quarterback Colin Kaepernick threw for 196 yards and one touchdown and running back Frank Gore added 84 yards on 17 carries leading San Francisco to a 23-10 victory over Carolina in the NFC Divisional Playoffs. San Francisco jumped out to a 6-0 lead courtesy of two field goals from Phil Dawson and costly Carolina penalties. Still, the Panthers appeared poised to take their first lead on the first play of the second quarter. But quarterback Cam Newton was stopped for no gain on fourth-and-goal from the one-yard line. The defense promptly forced a three-and-out and Ted Ginn returned the punt 24 yards to the San Francisco 31-yard line. On the next play, Newton lofted a perfect pass down the sideline to Steve Smith for a 31-yard touchdown. The Panthers were in position to score another touchdown on their next possession. But both Newton and full-back Mike Tolbert failed to score on runs from the 1-yard line, forcing Carolina to settle for a 24-yard Graham Gano field goal and a 10-6 lead. The 49ers proceeded to score in the closing seconds before halftime. A pass interference

penalty wiped out an incompletion on third-and-nine, giving San Francisco first-and-goal at the 1-yard line. Quarterback Colin Kaepernick connected with tight end Vernon Davis for a 1-yard touchdown two plays later. The 49ers found the end zone again on their first drive of the third quarter after a Carolina three-and-out. Kaepernick connected with a wide open Anquan Boldin for a 45-yard gain to set up the score. Kaepernick then rushed for a 4-yard touchdown to build a 20-10 lead. Davis' touchdown catch in the second quarter capped a 12-play, 80-yard drive. Kaepernick's touchdown run in the third quarter culminated an eight-play, 77-yard drive. Dawson converted a 34-yard field goal to extend the San Francisco lead to 13 in the fourth quarter. Carolina's comeback hopes were extinguished when a pass intended for Olsen was intercepted at the San Francisco 9-yard line by safety Donte Whitner with 4:22 left in the game.

OFFICIALS

Referee — Carl Cheffers (51) Umpire — Ruben Fowler (71) Head Linesman — George Hayward (54) Line Judge — Thomas Symonette (100) Field Judge — Scott Stenson (88) Side Judge — Ronald Torbert (62) Back Judge — Steve Freeman (133) Replay — Charles Stewart

STARTING LINEUPS

San Francisco 49ers

	Offense			Defense		
WR	81	A. Boldin	LDT	91	R. McDonald	
LT	74	J. Staley	NT	90	G. Dorsey	
LG	77	M. Iupati	RDT	94	J. Smith	
C	59	J. Goodwin	OLB	55	A. Brooks	
RG	75	A. Boone	ILB	53	N. Bowman	
RT	76	A. Davis	ILB	52	P. Willis	
TE	85	V. Davis	OLB	99	A. Smith	
WR	15	M. Crabtree	LCB	26	T. Brock	
QB	7	C. Kaepernick	RCB	25	T. Brown	
RB	21	F. Gore	FS	35	E. Reid	
FB	48	W. Tukuafu	SS	31	D. Whitner	

Carolina Panthers

	Offense			Defense		
WR	89	S. Smith	LDE	95	C. Johnson	
LT	69	J. Gross	LDT	92	D. Edwards	
LG	70	T. Wharton	RDT	98	S. Lotulelei	
C	67	R. Kalli	RDE	90	F. Alexander	
RG	78	N. Chandler	SLB	58	T. Davis	
RT	77	B. Bell	MLB	59	L. Kuechly	
TE	88	G. Olsen	WLB	76	G. Hardy	
WR	11	B. LaFell	LCB	41	C. Munnerlyn	
QB	1	C. Newton	RCB	23	M. White	
FB	35	M. Tolbert	SS	27	Q. Mikell	
RB	34	D. Williams	FS	21	M. Mitchell	

CAROLINA SUBSTITUTIONS: P 8 B. Nortman, K 9 G. Gano, WR 19 T. Ginn, CB 22 J. Thomas, RB 25 K. Barner, CB 29 D. Florence, S 38 R. Lester, S 42 C. Jones, LS 44 J. Jansen, TE/FB 47 R. Brockel, LB 54 J. Williams, LB 56 A. J. Klein, LB 57 J. Senn, C 63 G. Hangartner, C 64 B. Folkerts, G 75 C. Scott, TE 84 B. Hartssock, TE 86 B. Williams, WR 87 D. Hixon, DT 91 C. Cole, LB 93 C. Blackburn, DE 97 M. Addison, DT 99 K. Short **DID NOT PLAY:** QB 3 D. Anderson **INACTIVE:** WR 12 T. King, WR 15 M. McNutt, CB 24 J. Norman, RB 28 J. Stewart, LB 55 D. Connor, T 74 T. Bond, DE 96 W. Horton

VISITOR	San Francisco 49ers	1	2	3	4	OT	TOTAL	FIELD GOALS (made() & missed)
HOME	Carolina Panthers	6	7	7	3	-	23	P. Dawson (49) (33) (34)
		0	10	0	0	-	10	G. Gano (24)

Team	Qtr	Clock Time	PLAY DESCRIPTION (Extra Point) (Drive Info)	SCORE	
				Visitor	Home
49ERS	1	9:12	P. DAWSON 49 YD. FIELD GOAL (13-49, 5:48)	3	0
49ERS	1	4:33	P. DAWSON 33 YD. FIELD GOAL (6-31, 1:45)	6	0
PANTHERS	2	13:40	S. SMITH 31 YD. PASS FROM C. NEWTON (G. GANO KICK) (1-31, 0:07)	6	7
PANTHERS	2	3:41	G. GANO 24 YD. FIELD GOAL (13-73, 8:59)	6	10
49ERS	2	0:05	V. DAVIS 1 YD. PASS FROM C. KAEPERNICK (P. DAWSON KICK) (12-80, 3:36)	13	10
49ERS	3	8:53	C. KAEPERNICK 4 YD. RUN (P. DAWSON KICK) (8-77, 4:32)	20	10
49ERS	4	7:35	P. DAWSON 34 YD. FIELD GOAL (913-73, 7:58)	23	10

POSTSEASON HISTORY

FINAL INDIVIDUAL STATISTICS

San Francisco 49ers

Carolina Panthers

San Francisco 49ers										Carolina Panthers												
RUSHING	ATT	YDS	AVG	LG	TD					RUSHING	ATT	YDS	AVG	LG	TD							
F. Gore	17	84	4.9	39	0					C. Newton	10	54	5.4	11	0							
K. Hunter	9	27	3.0	17	0					M. Tolbert	8	20	2.5	5	0							
C. Kaepernick	8	15	1.9	7	1					D. Williams	5	13	2.6	7	0							
										B. LaFell	1	6	6.0	6	0							
Total	34	126	3.7	39	1					Total	24	93	3.9	11	0							
PASSING	ATT	CMP	YDS	SK/YD	TD	LG	IN	Rtg.					PASSING	ATT	CMP	YDS	SK/YD	TD	LG	IN	Rtg.	
C. Kaepernick	28	15	196	1/7	1	45	0	87.8					C. Newton	25	16	267	5/35	1	59	2	79.9	
A. Boldin	1	0	0/0	0	0	0	0	39.6														
A. Lee	1	0	0/0	0	0	0	0	39.6														
Total	30	15	196	1/7	1	45	0	82.1					Total	25	16	267	5/35	1	59	2	79.9	
PASS RECEIVING	NO	YDS	AVG	LG	TD					PASS RECEIVING	NO	YDS	AVG	LG	TD							
A. Boldin	8	136	17.0	45	0					T. Ginn	4	104	26.0	59	0							
M. Crabtree	3	26	8.7	20	0					S. Smith	4	74	18.5	31	1							
Q. Patton	1	23	23.0	23	0					G. Olsen	4	55	13.8	35	0							
F. Gore	1	8	8.0	8	0					B. LaFell	4	34	8.5	13	0							
W. Tukuafu	1	2	2.0	2	0																	
V. Davis	1	1	1.0	1	1																	
Total	15	196	13.1	45	1					Total	16	267	16.7	59	1							
INTERCEPTIONS	NO	YDS	AVG	LG	TD					INTERCEPTIONS	NO	YDS	AVG	LG	TD							
D. Whitner	1	18	18.0	18	0																	
P. Willis	1	-1	-1.0	-1	0																	
Total	2	17	8.5	18	0					Total	0	0	0.0	0	0							
PUNTING	NO	YDS	AVG	TB	IN20	LG					PUNTING	NO	YDS	AVG	TB	IN20	LG					
A. Lee	2	95	47.5	0	0	52					B. Nortman	2	84	42.0	0	1	51					
Total	2	95	47.5	0	0	52					Total	2	84	42.0	0	1	51					
PUNT RETURNS	NO	YDS	AVG	FC	LG	TD					PUNT RETURNS	NO	YDS	AVG	FC	LG	TD					
L. James	0	0	0.0	2	0	0					T. Ginn	2	27	13.5	0	24	0					
Returns	0	0	0.0	2	0	0					Returns	2	27	13.5	0	24	0					
KICKOFF RETURNS	NO	YDS	AVG	FC	LG	TD					KICKOFF RETURNS	NO	YDS	AVG	FC	LG	TD					
[TOUCHBACK]	3	0	0.0	0	0	0					T. Ginn	3	62	20.7	0	25	0					
											K. Barber	1	16	16.0	0	16	0					
Returns	0	0	0.0	0	0	0					[TOUCHBACK] Returns	2	0	0.0	0	0	0					
											Returns	4	78	19.5	0	25	0					
FUMBLES	Fum	Own Rec.	Yds	TD	FF	Opp. Rec.	Yds	TD	Out Bnds													
C. Kaepernick	1	0	-2	0	0	0	0	0	0													
F. Gore	0	1	0	0	0	0	0	0	0													
Total	1	1	-2	0	0	0	0	0	0													
Total	0	0	0	0	0	0	0	0	0													

FINAL TEAM STATISTICS

TOTAL FIRST DOWNS	21	18	Fgs -PATs Had Blocked	0-0	0-0
By Rushing	5	7	Net Punting Average	34.0	42.0
By Passing	11	9	TOTAL RETURN YARDAGE (Not Including Kickoffs)	17	27
By Penalty	5	2	No. and Yards Punt Returns	0-0	2-27
THIRD DOWN EFFICIENCY	6-14-43%	6-10-60%	No. and Yards Kickoff Returns	0-0	4-78
FOURTH DOWN EFFICIENCY	0-1-0%	0-1-0%	No. and Yards Interception Returns	2-17	0-0
TOTAL NET YARDS	315	325	PENALTIES Number and Yards	5-40	8-73
Total Offensive Plays (inc. times thrown passing)	65	54	FUMBLES Number and Lost	1-0	0-0
Average gain per offensive play	4.8	6.0	TOUCHDOWNS	2	1
NET YARDS RUSHING	126	93	Rushing	1	0
Total Rushing Plays	34	24	Passing	1	1
Average gain per rushing play	3.7	3.9	EXTRA POINTS Made-Attempts	2-2	1-1
Tackles for a loss-number and yards	4-9	2-3	Kicking Made-Attempts	2-2	1-1
NET YARDS PASSING	189	232	Passing Made-Attempts	0-0	0-0
Times thrown - yards lost attempting to pass	1-7	5-35	FIELD GOALS Made-Attempts	3-3	1-1
Gross yards passing	196	267	RED ZONE EFFICIENCY	2-4-50%	0-3-0%
PASS ATTEMPTS-COMPLETIONS-HAD INTERCEPTED	30-15-0	25-16-2	GOAL TO GO EFFICIENCY	2-2-100%	0-3-0%
Avg gain per pass play (inc.# thrown passing)	6.1	7.7	SAFETIES	0	0
KICKOFFS Number-In End Zone-Touchbacks	6-3-2	3-3-3	FINAL SCORE	23	10
PUNTS Number and Average	2-47.5	2-42.0	TIME OF POSSESSION	29:55	30:05
Had Blocked	0	0			

DEFENSIVE STATISTICS (based on coaches' film review)

Player	TT	S	A	S-yds	I-yds	PD	FF	FR	Player	TT	S	A	S-yds	I-yds	PD	FF	FR
L. Kuechly	15	10	5	1-7	0	2	0	0	C. Munnerlyn	4	4	0	0	0	0	0	0
T. Davis	9	7	2	0	0	0	0	0	C. Johnson	3	3	0	0	0	0	0	0
C. Blackburn	7	5	2	0	0	1	0	0	C. Cole	2	1	1	0	0	0	0	0
K. Short	6	4	2	0	0	0	0	0	D. Edwards	2	0	2	0	0	0	0	0
G. Hardy	5	4	1	0	0	0	0	0	D. Florence	2	0	2	0	0	0	0	0
M. Mitchell	5	2	3	0	0	1	0	0	M. Addison	1	1	0	0	0	0	0	0
M. White	5	4	1	0	0	0	0	0	Q. Mikell	1	1	0	0	0	2	0	0
S. Lotulelei	4	2	2	0	0	0	0	0	F. Alexander	0	0	0	0	0	0	0	0
Total	71	48	23	1-7	0	0	0	0	Total	71	48	23	1-7	0	0	0	0

POSTSEASON HISTORY

NFC WILD CARD PLAYOFFS CAROLINA 27 – ARIZONA 16

January 3, 2015

Bank of America Stadium • Charlotte, NC

WEATHER: Rain, 51°, Wind NE 6 MPH - ATTENDANCE: 71,849 - TIME: 4:20 PM

Carolina running back Jonathan Stewart rushed for 123 yards with a touchdown and the Panthers defense limited Arizona to an NFL postseason record low 78 total yards, leading the Panthers to a 27-16 victory over Arizona. The Panthers built a 10-0 lead after two possessions in the first quarter. A 47-yard Graham Gano field goal was followed by a 13-yard touchdown run by Stewart, who made two defenders miss before spinning into the end zone. Carolina then forced Arizona to punt for a third consecutive time, but returner Brenton Bersin tried to secure the ball after an awkward bounce, and muffed it. The Cardinals recovered the loose ball at the Panthers' 30-yard line. Six plays later, quarterback Ryan Lindley found tight end Darren Fells for a 1-yard touchdown. Gano missed a 43-yard field goal early in the second quarter, but the Panthers held in the field position battle. Following a 31-yard punt by Arizona's Drew Butler, Carolina took over at the Cardinals' 34-yard line. But on third-and-13, cornerback Antonio Cromartie intercepted quarterback Cam Newton's pass for wide receiver Jericho Cotchery and returned 50 yards before Newton ran him down at the Carolina 17-yard line. Four plays later, running back Marion Grice gave Arizona a 14-10 lead with a 1-yard touchdown run. Gano trimmed the deficit to one with a 39-yard field goal in the final seconds of the first half.

Carolina got on the board first in the second half. Newton tossed a screen pass to running back Fozzy Whitaker on the right side of the field, and he avoided four Cardinals as he cut across the middle. Left tackle Byron Bell provided a block on cornerback Patrick Peterson to allow Whitaker to score. Former Panther Ted Ginn, Jr. tried to ignite the Cardinals by returning the ensuing kickoff from eight yards deep in the end zone. Instead, he set up Carolina's third touchdown as cornerback Melvin White forced Ginn to fumble. Linebacker Kevin Reddick recovered for Carolina at the Cardinals' 3-yard line. A third-down pass interference penalty on safety Tony Jefferson, who was covering Olsen, gave the Panthers first-and-goal. Newton faked a handoff and found fullback Mike Tolbert wide open for a 1-yard touchdown to give Carolina a 27-14 lead with 4:04 remaining in the third quarter. Arizona linebacker Sam Acho kept his team in the game by forcing Newton to fumble just before he released a pass early in the fourth quarter. Safety Rashad Johnson recovered the ball and returned it 30 yards to the Carolina 8-yard line. But linebacker Luke Kuechly kept the Panthers' 13-point lead intact by intercepting Lindley's pass for wide receiver Larry Fitzgerald on the next play. Kuechly helped seal the victory by getting a hand on a pass that rookie safety Tre Boston intercepted with 1:54 left in the game.

OFFICIALS

Referee — Ed Hochuli (85) Umpire — Tony Michalek (115) Head Linesman — Steve Steljes (22) Line Judge — Ron Marinucci (107)
Field Judge — Adrian Hill (29) Side Judge — Boris Cheek (41) Back Judge — Scott Helverson (93) Replay — Tom Sifferman

STARTING LINEUPS

Arizona Cardinals

Offense		Defense	
WR	11 L.Fitzgerald	DE	93 C.Campbell
LT	68 J.Veldheer	NT	92 D.Williams
LG	62 T.Larsen	DT	98 F.Rucker
C	63 L.Sendlein	DE	95 T.Kelly
RG	74 P.Fanaika	SAM	57 A.Okafor
RT	70 B.Massie	ILB	50 L.Foote
TE	84 R.Housler	WILL	94 S.Acho
WR	15 M.Floyd	LCB	21 P.Peterson
QB	14 R.Lindley	RCB	31 A.Cromartie
RB	30 S.Taylor	SS	22 T.Jefferson
TE	85 D.Fells	FS	26 R.Johnson

Carolina Panthers

Offense		Defense	
WR	16 C.Brown	LDE	95 C.Johnson
LT	77 B.Bell	LDT	99 K.Short
LG	68 A.Norwell	RDT	98 S.Lotulelei
C	67 R.Kalil	RDE	96 W.Horton
RG	70 T.Turner	SLB	57 A.Glanton
RT	74 M.Remmers	MLB	59 L.Kuechly
TE	88 G.Olsen	WLB	58 T.Davis
WR	13 K.Benjamin	RCB	24 J.Norman
QB	1 C.Newton	LCB	25 B.Benwikere
RB	28 J.Stewart	SS	41 R.Harper
FB	84 E.Dickson	FS	33 T.Boston

CAROLINA SUBSTITUTIONS: P 8 B.Nortman, K 9 G.Gano, WR 11 B.Bersin, QB 14 J.Webb, CB 23 M.White, RB 34 D.Williams, FB 35 M.Tolbert, CB 37 C.Byndom, S 38 R.Lester, S 42 C.Jones, RB 43 F.Whittaker, LS 44 J.Jansen, LB 52 K.Reddick, LB 53 B.Jacobs, C 64 B.Folkerts, G 75 F.Velasco, G 79 C.Scott, WR 82 J.Cotchery, TE 86 B.Williams, DT 91 C.Cole, DT 92 D.Edwards, DE 94 K.Ealy, DE 97 M.Addison **DID NOT PLAY:** QB 3 D.Anderson **INACTIVE:** S 21 T.DeCoud, CB 31 J.Dockery, LB 56 A.Klein, DT 61 K.Love, T 63 D.Foucault, G 66 A.Silatolu, DE 90 F.Alexander

VISITOR	HOME	1	2	3	4	OT	TOTAL	FIELD GOALS (made/) & missed)
Arizona Cardinals	Carolina Panthers	0	14	0	2	-	16	G. Gano (4/7) 43WL (39)
		10	3	14	0	-	27	

Team	Qtr	Clock Time	PLAY DESCRIPTION (Extra Point) (Drive Info)	SCORE	
				Visitor	Home
PANTHERS	1	11:27	G.GANO 47 YD. FIELD GOAL (7-19, 2:03)	0	3
PANTHERS	1	5:21	J.STEWART 13 YD. RUN (G.GANO KICK) (8-57, 3:51)	0	10
CARDINALS	2	14:56	D.FELLS 1 YD. PASS FROM R.LINDLEY (C.CATANZARO KICK) (6-30, 2:15)	7	10
CARDINALS	2	2:50	M.GRICE 1 YD. RUN (C.CATANZARO KICK) (4-17, 2:04)	14	10
PANTHERS	2	0:15	G.GANO 39 YD. FIELD GOAL (9-59, 2:35)	14	13
PANTHERS	3	5:36	F.WHITTAKER 39 YD. PASS FROM C.NEWTON (G.GANO KICK) (1-39, 0:14)	14	20
PANTHERS	3	4:04	M.TOLBERT 1 YD. PASS FROM C.NEWTON (G.GANO KICK) (3-3, 1:24)	14	27
CARDINALS	4	0:03	B.NORTMAN TACKLED IN END ZONE BY J.BETHEL FOR A SAFETY	16	27

POSTSEASON HISTORY

FINAL INDIVIDUAL STATISTICS

Arizona Cardinals

Carolina Panthers

RUSHING	ATT	YDS	AVG	LG	TD	RUSHING	ATT	YDS	AVG	LG	TD
K. Williams	10	23	2.3	9	0	J. Stewart	24	123	5.1	35	1
S. Taylor	3	3	1.0	2	0	C. Newton	7	35	5.0	13	0
M. Grice	1	1	1.0	1	1	D. Williams	4	16	4.0	12	0
R. Hughes	1	0	0.0	0	0	M. Tolbert	2	7	3.5	6	0
						J. Cotchery	1	5	5.0	5	0
						F. Whittaker	1	4	4.0	4	0
						B. Nortman	2	-2	-1.0	6	0
Total	15	27	1.8	9	1	Total	41	188	4.6	35	1

PASSING	ATT	CMP	YDS	SK/YD	TD	LG	IN	Rtg.	PASSING	ATT	CMP	YDS	SK/YD	TD	LG	IN	Rtg.
R. Lindley	28	16	82	4/31	1	21	2	44.3	C. Newton	32	18	198	1/0	2	39	1	82.6
Total	28	16	82	4/31	1	21	2	44.3	Total	32	18	198	1/0	2	39	1	82.6

PASS RECEIVING	NO	YDS	AVG	LG	TD	PASS RECEIVING	NO	YDS	AVG	LG	TD
John.Brown	4	34	8.5	21	0	K. Benjamin	4	33	8.3	11	0
L. Fitzgerald	3	31	10.3	14	0	C. Brown	3	37	12.3	23	0
J. Carlson	3	25	8.3	14	0	G. Olsen	3	37	12.3	16	0
K. Williams	3	0	0.0	2	0	J. Cotchery	3	14	4.7	10	0
R. Hughes	1	6	6.0	6	0	F. Whittaker	1	39	39.0	39	1
D. Fells	1	1	1.0	1	1	E. Dickson	1	34	34.0	34	0
M. Floyd	1	-12	-12.0	9	0	B. Bersin	1	6	6.0	6	0
S. Taylor	0	2	0.0	2	0	M. Tolbert	1	1	1.0	1	1
L. Sendlain	0	-5	-5.0	5	0	J. Stewart	1	1	-3.0	0	0
Total	16	82	5.1	21	1	Total	18	198	11.0	39	2

INTERCEPTIONS	NO	YDS	AVG	LG	TD	INTERCEPTIONS	NO	YDS	AVG	LG	TD
A. Cromartie	1	50	50.0	50	0	T. Boston	1	11	11.0	11	0
Total	1	50	50.0	50	0	Total	2	12	6.0	11	0

PUNTING	NO	YDS	AVG	TB	IN20	LG	PUNTING	NO	YDS	AVG	TB	IN20	LG
D. Butler	9	313	34.8	0	1	52	B. Nortman	4	149	37.3	1	3	49
Total	9	313	34.8	0	1	52	Total	4	149	37.3	1	3	49

PUNT RETURNS	NO	YDS	AVG	FC	LG	TD	PUNT RETURNS	NO	YDS	AVG	FC	LG	TD
T. Ginn	0	0	0.0	2	0	0	B. Bersin	1	0	0.0	5	0	0
[DOWNED]	1	0	0.0	0	0	0	[DOWNED]	2	0	0.0	0	0	0
[TOUCHBACK]	1	0	0.0	0	0	0	[OUT OF BOUNDS]	1	0	0.0	0	0	0
Returns	0	0	0.0	2	0	0	Returns	1	0	0.0	5	0	0

KICKOFF RETURNS	NO	YDS	AVG	FC	LG	TD	KICKOFF RETURNS	NO	YDS	AVG	FC	LG	TD
T. Ginn	2	59	29.5	1	48	0	F. Whittaker	1	20	20.0	0	20	0
[TOUCHBACK]	1	4	0.0	0	0	0	[TOUCHBACK]	2	0	0.0	0	0	0
Returns	2	59	29.5	1	48	0	Returns	1	20	20.0	0	20	0

Own	Opp.	Out				Own	Opp.	Out					
Fumbles	Fum	Rec.	Yds	TD	FF	Rec.	Yds	TD	FF	Rec.	Yds	TD	Bnds
R. Lindley	1	1	0	0	0	0	0	0	0	0	0	0	0
M. Floyd	1	0	0	0	0	0	0	0	0	0	0	0	0
T. Ginn	1	0	0	0	0	0	0	0	0	0	0	0	0
John.Brown	0	1	0	0	0	0	0	0	0	1	0	0	0
S. Acho	0	0	0	0	1	0	0	0	0	0	0	0	0
J. Bethel	0	0	0	0	1	0	0	0	0	0	0	0	0
R. Johnson	0	0	0	0	1	30	0	0	0	0	0	0	0
Total	3	2	0	0	1	2	30	0	0	1	1	0	0

VISITOR						HOME					
CARDINALS						PANTHERS					

TOTAL FIRST DOWNS	8	25	Had Blocked	0	0
By Rushing	2	12	Fbs - PATs Had Blocked	0-0	0-0
By Passing	5	9	Net Punting Average	34.8	32.3
By Penalty	1	4	TOTAL RETURN YARDAGE (Not Including Kickoffs)	50	12
THIRD DOWN EFFICIENCY	3-12-25%	5-15-33%	No. and Yards Punt Returns	0-0	1-0
FOURTH DOWN EFFICIENCY	0-0-0%	0-2-0%	No. and Yards Kickoff Returns	2-59	1-20
TOTAL NET YARDS	78	386	No. and Yards Interception Returns	1-50	2-12
Total Offensive Plays (inc. times thrown passing)	47	74	PENALTIES Number and Yards	7-38	8-80
Average gain per offensive play	1.7	5.2	FUMBLES Number and Lost	3-1	3-2
NET YARDS RUSHING	27	188	TOUCHDOWNS	2	3
Total Rushing Plays	15	41	Rushing	1	1
Average gain per rushing play	1.8	4.6	Passing	1	2
Tackles for a loss-number and yards	3-4	6-21	EXTRA POINTS Made-Attempts	2-2	3-3
NET YARDS PASSING	51	198	Kicking Made-Attempts	2-2	3-3
Times thrown - yards lost attempting to pass	4-31	1-0	FIELD GOALS Made-Attempts	0-0	2-3
Gross yards passing	82	198	RED ZONE EFFICIENCY	2-3-67%	2-3-67%
PASS ATTEMPTS-COMPLETIONS-HAD INTERCEPTED	28-16-2	32-18-1	GOAL TO GO EFFICIENCY	2-3-67%	1-1-100%
Avg gain per pass play (inc.# thrown passing)	1.6	6.0	SAFETIES	1	0
KICKOFFS Number-In End Zone-Touchbacks	3-3-2	7-6-4	FINAL SCORE	16	27
PUNTS Number and Average	9-34.8	4-37.3	TIME OF POSSESSION	22:54	37:06

Player	TT	S	A	S-yds	I-yds	PD	FF	FR	Player	TT	S	A	S-yds	I-yds	PD	FF	FR
L. Kuechly	10	6	4	0	1-1	2	0	0	D. Edwards	1	1	0	1-8	0	0	0	0
T. Davis	7	4	3	0	0	0	0	0	K. Short	1	0	1	1-6	0	0	0	0
C. Jones	5	2	3	0	0	0	0	0	B. Benwikere	1	1	0	0	0	0	0	0
S. Lotulelei	4	3	1	0	0	0	0	0	K. Ealy	1	0	1	0	0	0	0	0
J. Norman	4	2	2	0	0	0	0	0	C. Cole	1	0	1	0	0	0	0	0
C. Johnson	3	2	1	2-17	0	0	0	0	W. Horton	1	0	1	0	0	0	0	0
T. Boston	2	1	1	0	1-11	1	0	0	Total	41	23	18	4-31	2	3	0	0

POSTSEASON HISTORY

NFC DIVISIONAL PLAYOFFS SEATTLE 31 – CAROLINA 17

January 10, 2015
CenturyLink Field • Seattle, WA

WEATHER: Cloudy, 48°, Wind 0 MPH - **ATTENDANCE:** 68,524 - **TIME:** 5:21 PM PST

Seattle quarterback Russell Wilson completed 15-of-22 passes for 268 yards and three touchdown passes leading the Seahawks to a 31-17 victory over Carolina in the Divisional Playoffs. Seattle got on the scoreboard first after Panthers quarterback Cam Newton fumbled on a late hand-off to running back Jonathan Stewart that Seahawks defensive tackle Tony McDaniel recovered. Four plays later, Russell Wilson connected with wide receiver Doug Baldwin for a 16-yard touchdown. Carolina responded with a 14-play, 79-yard drive that ended with Newton finding rookie wide receiver Kelvin Benjamin in the end zone with a seven-yard pass. With four seconds left in

the half, Panthers kicker Graham Gano nailed a 35-yard field goal to cut the deficit to four. With a scoreless third quarter, Seattle capitalized offensively and defensively in the fourth quarter to seal the fate for the Panthers. Wilson completed his third touchdown pass for 25 yards to tight end Luke Willson and Kam Chancellor returned an intercepted pass intended for Ed Dickson 90 yards for a touchdown shortly after. Kelvin Benjamin caught his second touchdown of the game from 15 yards out late in the fourth quarter to close the scoring.

OFFICIALS

Referee — Terry McAlay (77) Umpire —Undrey Wash (96) Head Linesman — Derick Bowers (74) Line Judge — Mark Perlman (9)
Field Judge — Bob Waggoner (25) Side Judge —Joe Larrew (73) Back Judge — Terrence Miles (111) Replay — Earnie Frantz

STARTING LINEUPS

Carolina Panthers				Seattle Seahawks			
Offense		Defense		Offense		Defense	
WR	82 J.Cotchery	LDE	95 C.Johnson	WR	89 D.Baldwin	LDE	72 M.Bennett
LT	77 B.Bell	LDT	99 K.Short	LT	76 R.Okung	LDT	99 T.McDaniel
LG	68 A.Norwell	RDT	91 C.Cole	LG	77 J.Carpenter	RDT	94 K.Williams
C	67 R.Kali	RDE	96 W.Horton	C	60 M.Unger	RDE	56 C.Avril
RG	70 T.Turner	S	42 C.Jones	RG	64 J.Sweezy	OLB	51 B.Irvin
RT	74 M.Remmers	MLB	59 L.Kuechly	RT	68 J.Britt	MLB	54 B.Wagner
TE	88 G.Olsen	WLB	58 T.Davis	TE	82 L.Willson	OLB	50 K.Wright
WR	13 K.Benjamin	LCB	25 B.Benwikere	WR	15 J.Kearse	LCB	25 R.Sherman
QB	1 C.Newton	RCB	24 J.Norman	QB	3 R.Wilson	RCB	27 T.Simon
TE	84 E.Dickson	SS	41 R.Harper	TE	84 C.Helfet	SS	31 K.Chancellor
RB	28 J.Stewart	FS	33 T.Boston	RB	24 M.Lynch	FS	29 E.Thomas

CAROLINA SUBSTITUTIONS: P 8 B.Nortman, K 9 G.Gano, WR 11 B.Bersin, QB 14 J.Webb, WR 16 C.Brown, S 21 T.DeCoud, CB 23 M.White, RB 34 D.Williams, FB 35 M.Tolbert, CB 37 C.Byndom, RB 43 F.Whittaker, LS 44 J.Jansen, LB 52 K.Reddick, LB 53 B.Jacobs, LB 57 A.Glanton, DT 61 K.Love, C 64 B.Folkerts, G 75 F.Velasco, G 79 C.Scott, TE 86 B.Williams, DT 92 D.Edwards, DE 94 K.Ealy, DE 97 M.Addison **DID NOT PLAY:** QB 3 D.Anderson **INACTIVE:** CB 31 J.Dockery, S 38 R.Lester, LB 56 A.Klein, T 63 D.Foucault, G 66 A.Slatolu, DE 90 F.Alexander, DT 98 S.Lotulelei

VISITOR	Carolina Panthers	1	2	3	4	OT	TOTAL	FIELD GOALS (made() & missed)
HOME	Seattle Seahawks	0	10	0	7	-	17	G. Gano (35) S. Hauschka (37)

Team	Qtr	Clock Time	PLAY DESCRIPTION (Extra Point) (Drive Info)	SCORE	
				Visitor	Home
SEAHAWKS	1	0:56	D.BALDWIN 16 YD. PASS FROM R.WILSON (S.HAUSCHKA KICK) (4-28, 1:26)	0	7
PANTHERS	2	7:44	K.BENJAMIN 7 YD. PASS FROM C.NEWTON (G.GANO KICK) (14-79, 8:12)	7	7
SEAHAWKS	2	4:54	J.KEARSE 63 YD. PASS FROM R.WILSON (S.HAUSCHKA KICK) (5-77, 2:50)	7	14
PANTHERS	2	0:00	G.GANO 35 YD. FIELD GOAL (13-62, 4:54)	10	14
SEAHAWKS	4	14:55	S.HAUSCHKA 37 YD. FIELD GOAL (12-69, 6:32)	10	17
SEAHAWKS	4	10:26	L.WILLSON 25 YD. PASS FROM R.WILSON (S.HAUSCHKA KICK) (6-58, 2:27)	10	24
SEAHAWKS	4	5:55	K.CHANCELLOR 90 YD. INTERCEPTION RETURN (S.HAUSCHKA KICK)	10	31
PANTHERS	4	2:34	K.BENJAMIN 15 YD. PASS FROM C.NEWTON (G.GANO KICK) (8-83, 3:21)	17	31

POSTSEASON HISTORY

FINAL INDIVIDUAL STATISTICS

Carolina Panthers

Seattle Seahawks

Carolina Panthers										Seattle Seahawks															
RUSHING	ATT	YDS	AVG	LG	TD					RUSHING	ATT	YDS	AVG	LG	TD										
J. Stewart	13	70	5.4	16	0					M. Lynch	14	59	4.2	25	0										
C. Newton	11	37	3.4	9	0					R. Wilson	7	22	3.1	14	0										
D. Williams	2	14	7.0	8	0					R. Turbin	7	19	2.7	13	0										
M. Tolbert	2	10	5.0	7	0																				
F. Whittaker	1	1	1.0	1	0																				
J. Cotchery	1	0	0.0	0	0																				
Total	30	132	4.4	16	0					Total	28	100	3.6	25	0										
PASSING	ATT	CMP	YDS	SK/YD	TD	LG	IN	Rtg.					PASSING	ATT	CMP	YDS	SK/YD	TD	LG	IN	Rtg.				
C. Newton	36	23	246	2/16	2	31	2	79.2					R. Wilson	22	15	268	2/20	3	63	0	149.2				
Total	36	23	246	2/16	2	31	2	79.2					Total	22	15	268	2/20	3	63	0	149.2				
PASS RECEIVING	NO	YDS	AVG	LG	TD					PASS RECEIVING	NO	YDS	AVG	LG	TD										
K. Benjamin	7	75	10.7	28	2					L. Willson	4	68	17.0	29	1										
G. Olsen	4	58	14.5	31	0					J. Kearse	3	129	43.0	63	1										
J. Cotchery	3	25	8.3	13	0					D. Baldwin	3	38	12.7	16	1										
E. Dickson	2	33	16.5	19	0					M. Lynch	3	6	2.0	5	0										
C. Brown	2	24	12.0	14	0					P. Richardson	1	21	21.0	21	0										
D. Williams	2	2	1.0	2	0					R. Lockette	1	6	6.0	6	0										
M. Tolbert	1	14	14.0	14	0																				
B. Bersin	1	11	11.0	11	0																				
J. Stewart	1	4	4.0	4	0																				
Total	23	246	10.7	31	2					Total	15	268	17.9	63	3										
INTERCEPTIONS	NO	YDS	AVG	LG	TD					INTERCEPTIONS	NO	YDS	AVG	LG	TD										
										K. Chancellor	1	90	90.0	90	1										
										R. Sherman	1	0	0.0	0	0										
Total	0	0	0	0	0					Total	2	90	45.0	90	1										
PUNTING	NO	YDS	AVG	TB	IN20	LG					PUNTING	NO	YDS	AVG	TB	IN20	LG								
B. Nortman	4	157	39.3	0	1	48					J. Ryan	4	154	38.5	0	3	45								
Total	4	157	39.3	0	1	48					Total	4	154	38.5	0	3	45								
PUNT RETURNS	NO	YDS	AVG	FC	LG	TD					PUNT RETURNS	NO	YDS	AVG	FC	LG	TD								
B. Bersin	0	0	0.0	4	0	0					B. Walters	1	9	9.0	3	9	0								
Returns	0	0	0.0	4	0	0					Returns	1	9	9.0	3	9	0								
KICKOFF RETURNS	NO	YDS	AVG	FC	LG	TD					KICKOFF RETURNS	NO	YDS	AVG	FC	LG	TD								
F. Whittaker	2	42	21.0	0	23	0					P. Richardson	1	26	26.0	0	26	0								
B. Bersin	1	24	24.0	0	24	0					(TOUCHBACK)	1	0	0.0	0	0	0								
(TOUCHBACK)	3	0	0.0	0	0	0					Returns	1	26	26.0	0	26	0								
Returns	3	66	22.0	0	24	0																			
FUMBLES	Fum	Own	Rec.	Yds	TD	FF	Opp. Rec.	Yds	TD	Out Bnds															
C. Newton	2	0	-3	0	0	0	0	0	0	1															
J. Stewart	1	0	0	0	0	0	0	0	0	1															
W. Horton	0	0	0	0	1	0	0	0	0	0															
Total	3	0	-3	0	1	0	0	0	0	2															

VISITOR PANTHERS

HOME SEAHAWKS

TOTAL FIRST DOWNS	21	16	FGs - PATs Had Blocked		0-0	0-0
By Rushing	6	5	Net Punting Average		37.0	38.5
By Passing	14	10	TOTAL RETURN YARDAGE (Not Including Kickoffs)			
By Penalty	1	1	No. and Yards Punt Returns			
			No. and Yards Kickoff Returns			
THIRD DOWN EFFICIENCY	9-16-56%	7-13-54%	No. and Yards Interception Returns			
FOURTH DOWN EFFICIENCY	1-1-100%	0-0-0%	PENALTIES Number and Yards			
TOTAL NET YARDS	362	348	FUMBLES Number and Lost			
Total Offensive Plays (inc. times thrown passing)	68	52	TOUCHDOWNS			
Average gain per offensive play	5.3	6.7	Rushing			
NET YARDS RUSHING	132	100	Passing			
Total Rushing Plays	30	28	Interceptions			
Average gain per rushing play	4.4	3.6	EXTRA POINTS Made-Attempts			
Tackles for a loss-number and yards	0-0	2-7	Kicking Made-Attempts			
NET YARDS PASSING	230	248	FIELD GOALS Made-Attempts			
Times thrown - yards lost attempting to pass	2-16	2-20	RED ZONE EFFICIENCY			
Gross yards passing	246	268	GOAL TO GO EFFICIENCY			
PASS ATTEMPTS-COMPLETIONS-HAD INTERCEPTED	36-23-2	22-15-0	SAFETIES			
Avg gain per pass play (inc.# thrown passing)	6.1	10.3	FINAL SCORE			
KICKOFFS Number-In End Zone-Touchbacks	3-2-1	6-6-3	TIME OF POSSESSION			
PUNTS Number and Average	4-39.3	4-38.5				
Had Blocked	0	0				

DEFENSIVE STATISTICS (based on coaches' film review)

Player	TT	S	A	S-yds	l-yds	PD	FF	FR	Player	TT	S	A	S-yds	l-yds	PD	FF	FR
T. Davis	9	6	3	1-12	0	0	0	0	K. Ealy	3	1	2	0	0	0	0	0
L. Kuechly	8	2	6	0	0	0	0	0	J. Norman	2	2	0	0	0	0	0	0
R. Harper	5	2	3	0	0	0	0	0	D. Edwards	2	2	0	0	0	0	0	0
K. Short	4	0	4	0	0	0	0	0	W. Horton	2	1	1	0	0	0	1	0
T. Boston	3	3	0	0	0	0	0	0	C. Johnson	2	0	2	0	0	0	0	0
C. Jones	3	2	1	0	0	1	0	0	B. Benwikere	1	1	0	0	0	1	0	0
M. Addison	3	1	2	1-8	0	0	0	0	A. Glanton	1	0	1	0	0	0	0	0
C. Cole	3	1	2	0	0	0	0	0	K. Love	1	0	1	0	0	0	0	0
Total	52	24	28	2-20	0	2	1	0	Total	52	24	28	2-20	0	2	1	0

POSTSEASON HISTORY

NFC DIVISIONAL PLAYOFFS

CAROLINA 31 – SEATTLE 24

January 17, 2016

Bank of America Stadium • Charlotte, NC

WEATHER: Partly Cloudy, 43°, Wind NNE 7 MPH - **ATTENDANCE:** 74,287 - **TIME:** 1:06 PM EST

Carolina earned a 31-24 victory over Seattle in the NFC Divisional Playoff at Bank of America Stadium, scoring all 31 points in the first half. The Panthers held off Seattle as they rallied with 24 second-half points. On the very first offensive snap of the game, running back Jonathan Stewart – back from a three-game absence with a foot injury – slashed through the middle of Seattle's vaunted defense for 59 yards, scoring three plays later. Not to be outdone, the defense needed just two snaps to score. After defensive tackle Star Lotulelei threw running back Marshawn Lynch for a 3-yard loss on Seattle's first play, fellow tackle Kawann Short's pressure of Wilson forced a bad pass for running back Marshawn Lynch that Luke Kuechly picked off and returned 14 yards for a 14-0 lead. The rest of the quarter was dedicated to an 86-yard touchdown drive that consumed nearly nine minutes – capped by a Stewart leaping score from the 1. Cornerback

Cortland Finnegan picked off a pass on Seattle's next snap to set up a field goal, and soon after tight end Greg Olsen made an incredible grab in the back of the end zone on third-and-14 from the 19. Seattle's Tyler Lockett returned the opening kickoff of the second half to midfield, and a penalty moved the ball to the 35. The ensuing drive would end with a 13-yard touchdown pass from Wilson to wide receiver Jermaine Kearse to put the Seahawks on the board. Later in the third quarter, Wilson found Lockett for a 33-yard touchdown and in the fourth Wilson and Kearse connected again for a 3-yard touchdown. Steven Hauschka's 36-yard field goal with 1:12 to go pulled the Seahawks within a single score, but linebacker Thomas Davis secured an onside kick, taking away a chance for the Seahawks to score.

OFFICIALS

Referee — Tony Corrente (99) **Umpire** — Tony Michalek (115) **Head Linesman** — Patrick Turner (13) **Line Judge** — Jeff Bergman (32)
Field Judge — Adrian Hill (29) **Side Judge** — Greg Gautreaux (80) **Back Judge** — Scott Helverson (93) **Replay** — Howard Slavin

STARTING LINEUPS

Seattle Seahawks					Carolina Panthers				
Offense			Defense		Offense			Defense	
WR	89	D.Baldwin	LDE	72 M.Bennett	WR	17	D.Funchess	LDE	95 C.Johnson
LT	76	R.Okung	LDT	77 A.Rubin	TE	84	E.Dickson	LDT	98 S.Lotulelei
LG	68	J.Britt	RDT	92 B.Mebane	LT	73	M.Other	RDT	99 K.Short
C	65	P.Lewis	RDE	56 C.Avril	LG	68	A.Norwell	RDE	69 J.Allen
RG	64	J.Sweezy	OLB	51 B.Irvin	C	67	R.Kail	SLB	54 S.Thompson
RT	79	G.Gilliam	MLB	54 B.Wagner	RG	70	T.Turner	MLB	59 L.Kuechly
TE	82	L.Wilson	OLB	50 K.Wright	RT	74	M.Remmers	WLB	58 T.Davis
WR	15	J.Kearse	RCB	25 R.Sherman	TE	88	G.Olsen	LCB	27 R.McClain
QB	3	R.Wilson	LCB	35 D.Shead	QB	1	C.Newton	RCB	24 J.Norman
WR	84	C.Helfet	FS	29 E.Thomas	FB	35	M.Tolbert	SS	41 R.Harper
RB	24	M.Lynch	S	33 K.McCray	RB	28	J.Stewart	FS	20 K.Coleman

CAROLINA SUBSTITUTIONS: P 8 B.Nortman, K 9 G.Gano, WR 10 C.Brown, QB 14 J.Webb, WR 19 T.Ginn, CB 21 T.Williams, CB 26 C.Finnegan, S 33 T.Boston, RB 34 C.Artis-Payne, S 42 C.Jones, LS 44 J.Jansen, LB 53 B.Jacobs, LB 55 D.Mayo, LB 56 A.Klein, T 60 Da.Williams, G 79 C.Scott, TE 80 S.Simonson, WR 82 J.Cotchery, DT 92 D.Edwards, DT 93 K.Love, DE 94 K.Ealy, DE 97 M.Addison **DID NOT PLAY:** QB 3 D.Anderson, G 61 F.Velasco **INACTIVE:** WR 11 B.Bersin, DB 22 L.Young, S 29 D.Marlowe, RB 32 B.Wegher, RB 43 F.Whittaker, WR 81 K.Norwood, DE 91 R.Delaire

VISITOR	1	2	3	4	OT	TOTAL	FIELD GOALS (made() & missed)
Seattle Seahawks	0	0	14	10	-	24	S. Hauschka 55SH (36)
HOME Carolina Panthers	14	17	0	0	-	31	G. Gano (48)

Team	Qtr	Clock Time	PLAY DESCRIPTION (Extra Point) (Drive Info)	SCORE	
				Visitor	Home
PANTHERS	1	12:30	J.STEWART 4 YD. RUN (G.GANO KICK) (4-75, 2:30)	0	7
PANTHERS	1	11:38	L.KUECHLY 14 YD. INTERCEPTION RETURN (G.GANO KICK)	0	14
PANTHERS	2	14:18	J.STEWART 1 YD. RUN (G.GANO KICK) (15-86, 8:44)	0	21
PANTHERS	2	12:37	G.GANO 48 YD. FIELD GOAL (4--1, 1:35)	0	24
PANTHERS	2	6:26	G.OLSEN 19 YD. PASS FROM C.NEWTON (G.GANO KICK) (9-54, 4:45)	0	31
SEAHAWKS	3	13:27	J.KEARSE 13 YD. PASS FROM R.WILSON (S.HAUSCHKA KICK) (4-35, 1:33)	7	31
SEAHAWKS	3	7:40	T.LOCKETT 33 YD. PASS FROM R.WILSON (S.HAUSCHKA KICK) (7-63, 2:40)	14	31
SEAHAWKS	4	6:04	J.KEARSE 3 YD. PASS FROM R.WILSON (S. HAUSCHKA KICK) (9-73, 3:28)	21	31
SEAHAWKS	4	1:12	S.HAUSCHKA 36 YD. FIELD GOAL (11-60, 1:37)	24	31

POSTSEASON HISTORY

FINAL INDIVIDUAL STATISTICS

SEATTLE SEAHAWKS

Carolina Panthers

RUSHING	ATT	YDS	AVG	LG	TD	RUSHING	ATT	YDS	AVG	LG	TD
R. Wilson	3	32	10.7	14	0	J. Stewart	19	106	5.6	59	2
M. Lynch	6	20	3.3	9	0	M. Tolbert	7	17	2.4	5	0
D. Shead	1	17	17.0	17	0	T. Ginn	1	11	11.0	11	0
F. Jackson	2	9	4.5	6	0	C. Artis-Payne	3	7	2.3	3	0
Total	12	78	6.5	17	0	C. Newton	11	3	0.3	5	0
						Total	41	144	3.5	59	2

PASSING	ATT	CMP	YDS	SK/YD	TD	LG	IN	Rtg.	PASSING	ATT	CMP	YDS	SK/YD	TD	LG	IN	Rtg.
R. Wilson	48	31	366	5/41	3	33	2	91.1	C. Newton	22	16	161	1/10	1	27	0	108.3
Total	48	31	366	5/41	3	33	2	91.1	Total	22	16	161	1/10	1	27	0	108.3

PASS RECEIVING	NO	YDS	AVG	LG	TD	PASS RECEIVING	NO	YDS	AVG	LG	TD
D. Baldwin	11	110	10.0	17	2	G. Olsen	6	77	12.8	27	1
J. Kearsse	8	82	10.3	20	0	J. Coatchery	3	22	7.3	10	0
L. Wilson	4	54	13.5	22	0	C. Brown	2	22	11.0	17	0
T. Lockett	3	75	25.0	33†	1	E. Dickson	2	22	11.0	16	0
F. Jackson	2	23	11.5	13	0	D. Funchess	1	12	12.0	12	0
M. Lynch	2	15	7.5	11	0	J. Stewart	1	5	5.0	5	0
K. Smith	1	7	7.0	7	0	C. Artis-Payne	1	1	1.0	1	0
C. Michael	0	0	0.0	0	0	M. Tolbert	0	0	0.0	0	0
Total	31	366	11.8	33†	3	Total	16	161	10.1	27	1

INTERCEPTIONS	NO	YDS	AVG	LG	TD	INTERCEPTIONS	NO	YDS	AVG	LG	TD
Total	0	0	0	0	0	L. Kuechly	1	14	14.0	14	1
						C. Finnegan	1	0	0.0	0	0
						Total	2	14	7.0	14	1

PUNTING	NO	YDS	AVG	TB	IN20	LG	PUNTING	NO	YDS	AVG	TB	IN20	LG
J. Ryan	3	109	36.3	0	2	42	B. Nortman	5	188	37.6	0	2	46
Total	3	109	36.3	0	2	42	Total	5	188	37.6	0	2	46

PUNT RETURNS	NO	YDS	AVG	FC	LG	TD	PUNT RETURNS	NO	YDS	AVG	FC	LG	TD
T. Lockett	1	8	8.0	3	8	0	T. Ginn	1	0	0.0	1	0	0
[DOWNED]	1	0	0.0	0	0	0	(OUT OF BOUNDS)	1	0	0.0	0	0	0
Total	1	8	8.0	3	8	0	Total	1	0	0.0	1	0	0

KICKOFF RETURNS	NO	YDS	AVG	FC	LG	TD	KICKOFF RETURNS	NO	YDS	AVG	FC	LG	TD
T. Lockett	3	92	30.7	0	50	0	J. Webb	4	59	14.8	0	25	0
[TOUCHBACK]	3	0	0.0	0	0	0	Total	4	59	14.8	0	25	0
Total	3	92	30.7	0	50	0							

FUMBLES	Fum	Own Rec.	Yds	TD	FF	Opp. Rec.	Yds	TD	Out Bnds	FUMBLES	Fum	Own Rec.	Yds	TD	FF	Opp. Rec.	Yds	TD	Out Bnds
M. Bennett	0	0	0	0	1	0	0	0	0	T. Ginn	1	1	0	0	0	0	0	0	0
Total	0	0	0	0	1	0	0	0	0	C. Artis-Payne	1	0	0	0	0	0	0	0	0
										M. Tolbert	0	1	2	0	0	0	0	0	0
										Total	2	2	2	0	0	0	0	0	0

	VISITOR SEAHAWKS	HOME PANTHERS		VISITOR SEAHAWKS	HOME PANTHERS
TOTAL FIRST DOWNS	23	19	TOTAL RETURN YARDAGE (Not Including Kickoffs)	8	14
--By Rushing	5	7	--No. and Yards Punt Returns	1-8	1-0
--By Passing	18	12	--No. and Yards Kickoff Returns	3-92	4-59
--By Penalty	0	0	--No. and Yards Interception Returns	0-0	2-14
THIRD DOWN EFFICIENCY	5-11-45%	8-15-53%	PENALTIES Number and Yards	3-20	3-25
FOURTH DOWN EFFICIENCY	1-2-50%	0-0-0%	FUMBLES Number and Lost	0-0	2-0
TOTAL NET YARDS	403	295	TOUCHDOWNS	3	4
--Total Offensive Plays (inc. times thrown passing)	65	64	--Rushing	0	2
--Average gain per offensive play	6.2	4.6	--Passing	3	1
NET YARDS RUSHING	78	144	--Interceptions	0	1
--Total Rushing Plays	12	41	EXTRA POINTS Made-Attempts	3-3	4-4
--Average gain per rushing play	6.5	3.5	--Kicking Made-Attempts	3-3	4-4
--Tackles for a loss-number and yards	1-3	4-12	FIELD GOALS Made-Attempts	1-2	1-1
NET YARDS PASSING	325	151	RED ZONE EFFICIENCY	2-4-50%	3-3-100%
--Times thrown - yards lost attempting to pass	5-41	1-10	GOAL TO GO EFFICIENCY	1-1-100%	2-2-100%
--Gross yards passing	366	161	SAFETIES	0	0
PASS ATTEMPTS-COMPLETIONS-HAD INTERCEPTED	48-31-2	22-16-0	FINAL SCORE	24	31
--Avg gain per pass play (inc. # thrown passing)	6.1	6.6	TIME OF POSSESSION	24:22	35:38
KICKOFFS Number-In End Zone-Touchbacks	5-1-0	6-5-3			
PUNTS Number and Average	3-36.3	5-37.6			
--Had Blocked	0	0			
--Net Punting Average	36.3	36.0			
FGs - PATs Had Blocked	0-0	0-0			

DEFENSIVE STATISTICS (based on coaches' film review)

Player	TT	S	A	S-yds	I-yds	PD	FF	FR	Player	TT	S	A	S-yds	I-yds	PD	FF	FR
L. Kuechly	10	4	6	0-0	1-14	1	0	0	K. Short	3	2	1	1-10	0-0	1	0	0
K. Coleman	9	9	0	0-0	0-0	0	0	0	T. Boston	1	1	0	1-8	0-0	0	0	0
R. McClain	8	8	0	0-0	0-0	0	0	0	D. Edwards	1	1	0	1-9	0-0	0	0	0
T. Davis	5	4	1	0-0	0-0	1	0	0	S. Lotulelei	1	1	0	0-0	0-0	0	0	0
C. Finnegan	5	3	2	0-0	1-0	1	0	0	S. Thompson	1	0	1	0-0	0-0	0	0	0
R. Harper	5	5	0	0-0	0-0	0	0	0	Total	57	46	11	5-41	2-14	4	0	0
J. Norman	5	5	0	1-14	0-0	0	0	0									
C. Johnson	3	3	0	1-0	0-0	0	0	0									

POSTSEASON HISTORY

NFC CHAMPIONSHIP

CAROLINA 49 – ARIZONA 15

January 24, 2016

Bank of America Stadium • Charlotte, NC

WEATHER: Clear, 39°, Wind SW 4 MPH - ATTENDANCE: 74,294 - TIME: 6:42 PM EST

Carolina won the NFC Championship and advanced to the second Super Bowl in franchise history with a 49-15 victory over Arizona at Bank of America Stadium. The win was the Panthers 13th consecutive at home, including the playoffs. Quarterback Cam Newton threw for two touchdowns and ran for two more to become just the fourth quarterback in NFL history to produce multiple rushing and passing touchdowns in the same postseason game. Defensively, linebacker Luke Kuechly and safeties Kurt Coleman and Tre Boston came up with two takeaways apiece. The Panthers dominated the early portions of the game to take a 24-7 lead into halftime. Following halftime, Carolina took the opening kickoff of the second half and kept the ball more than seven minutes before kicking a field goal. Following a three-and-out forced by the defense, Carolina then marched 79 yards, jumpstarted by a 39-yard reception by Ted Ginn, Jr. and finished off by Newton runs of 11 and then 12 for the touchdown for a 34-7 lead. Carolina's first three drives of the game resulted in scores. Kicker Graham Gano got it going with a 45-yard field goal, then Ginn found the end zone. After Ginn set the table with a 32-yard punt return, he scored on a reverse from the 22-yard line, when Newton faked a handoff, faked a run and pitched it back to Ginn, who eventually weaved his way all the way back

across the field for the touchdown. On Carolina's next possession, Brown got past safety Rashad Johnson and sped to an 86-yard score, the longest play in Panthers postseason history. Down 17-0, Arizona did threaten to get back into it midway through the second quarter, when the Cardinals led a 79-yard touchdown drive, capped by David Johnson's 1-yard touchdown run with 5:44 left in the half. The Arizona defense followed with a three-and-out, and the Cardinals appeared set to get good field position off a short Brad Nortman punt, but Patrick Peterson muffed it. Cornerback Teddy Williams recovered it at the Arizona 46, and five plays later Newton scored with a 1-yard run for a 24-7 lead just after the two-minute warning. A Peterson interception and a 27-yard return to the Carolina 22 negated a scoring chance created by a Charles Johnson strip-sack and Boston fumble recovery, but then Coleman made a leaping interception of Palmer on the next snap in the end zone. Coleman added a second interception midway through the fourth quarter, and Newton directed an 86-yard drive capped by a 5-yard touchdown pass to rookie Devin Funchess for a 42-15 lead. On Arizona's next offensive snap, Kuechly intercepted Palmer and returned it 22 yards for a touchdown that capped the scoring. Boston then added an interception – Palmer's fourth and final to go with two lost fumbles.

OFFICIALS

Referee — Bill Vinovich (52) Umpire — Dan Ferrell (64) Head Linesman — Kent Payne (79) Line Judge — Byron Boston (18)
Field Judge — Steve Zimmer (33) Side Judge — Joe Larrew (73) Back Judge — Terrence Miles (111) Replay — Larry Nemmers

STARTING LINEUPS

Arizona Cardinals

Offense			Defense		
WR	11	L.Fitzgerald	DT	93	C.Campbell
LT	68	J.Veldheer	NT	97	J.Mauro
LG	76	M.Lupati	DT	92	F.Rucker
C	63	L.Sendllein	SAM	44	M.Golden
RG	62	T.Larsen	LB	20	D.Bucannon
RT	70	B.Massie	ILB	51	K.Minter
WR	12	Jo.Brown	CB	28	J.Bethel
WR	15	M.Floyd	LCB	21	P.Peterson
QB	3	C.Palmer	RCB	25	J.Powens
RB	31	D.Johnson	SS	26	R.Johnson
WR	13	Ja.Brown	FS	22	T.Jefferson

Carolina Panthers

Offense			Defense		
WR	17	D.Funchess	LDE	95	C.Johnson
LT	73	M.Oher	LDT	98	S.Lotulelei
LG	68	A.Norwell	RDT	99	K.Short
C	67	R.Kalil	RDE	94	K.Ealy
RG	70	T.Turner	SLB	54	S.Thompson
RT	74	M.Remmers	MLB	59	L.Kuechly
TE	88	G.Olsen	WLB	58	T.Davis
WR	10	C.Brown	LCB	27	R.McClain
QB	1	C.Newton	RCB	24	J.Norman
WR	82	J.Cotchery	SS	41	R.Harper
RB	28	J.Stewart	FS	20	K.Coleman

CAROLINA SUBSTITUTIONS: QB 3 D.Anderson, P 8 B.Nortman, K 9 G.Gano, QB 14 J.Webb, WR 19 T.Ginn, CB 21 T.Williams, CB 26 C.Finnegan, S 33 T.Boston, FB 35 M.Tolbert, S 42 C.Jones, RB 43 F.Whittaker, LS 44 J.Jansen, LB 53 B.Jacobs, LB 55 D.Mayo, LB 56 A.Klein, T 60 Da.Williams, G 61 F.Velasco, G 79 C.Scott, TE 80 S.Simonson, TE 84 E.Dickson, DE 91 R.Delaire, DT 92 D.Edwards, DT 93 K.Love, DE 97 M.Addison **INACTIVE:** WR 11 B.Bersin, DB 22 L.Young, S 29 D.Marlowe, RB 32 B.Wegher, RB 34 C.Artis-Payne, DE 69 J.Allen, WR 81 K.Norwood

VISITOR	Arizona Cardinals	1	2	3	4	OT	TOTAL	FIELD GOALS (made() & missed)
HOME	Carolina Panthers	0	7	0	8	-	15	G. Gano (45/21)
		17	7	10	15	-	49	

Team	Qtr	Clock Time	PLAY DESCRIPTION (Extra Point) (Drive Info)	SCORE	
				Visitor	Home
PANTHERS	1	9:30	G.GANO 45 YD. FIELD GOAL (8-39, 3:56)	0	3
PANTHERS	1	4:31	T.GINN 22 YD. RUN (G.GANO KICK) (5-49, 3:16)	0	10
PANTHERS	1	0:49	C.BROWN 86 YD. PASS FROM C.NEWTON (G.GANO KICK) (3-88, 0:59)	0	17
CARDINALS	2	5:44	D.JOHNSON 1 YD. RUN (C.CATANZARO KICK) (10-79, 6:03)	7	17
PANTHERS	2	1:56	C.NEWTON 1 YD. RUN (G.GANO KICK) (5-46, 2:49)	7	24
PANTHERS	3	7:50	G.GANO 21 YD. FIELD GOAL (11-80, 7:10)	7	27
PANTHERS	3	2:08	C.NEWTON 12 YD. RUN (G.GANO KICK) (8-79, 4:11)	7	34
CARDINALS	4	14:16	D.FELLS 21 YD. PASS FROM C.PALMER (J.NELSON RUN) (10-80, 2:52)	15	34
PANTHERS	4	5:26	D.FUNCHESS 5 YD. PASS FROM C.NEWTON (C.NEWTON-M.TOLBERT PASS) (9-84, 6:12)	15	42
PANTHERS	4	5:11	L.KUECHLY 22 YD. INTERCEPTION RETURN (G.GANO KICK)	15	49

POSTSEASON HISTORY

Arizona Cardinals

Carolina Panthers

RUSHING	ATT	YDS	AVG	LG	TD	RUSHING	ATT	YDS	AVG	LG	TD						
D. Johnson	15	60	4.0	23	1	J. Stewart	19	83	4.4	23	0						
A. Ellington	1	0	0.0	0	0	C. Newton	10	47	4.7	14	2						
						T. Ginn	1	22	22.0	22t	1						
						M. Tolbert	3	4	1.3	3	0						
						F. Whitaker	2	-2	-1.0	0	0						
						D. Anderson	2	-2	-1.0	-1	0						
Total	16	60	3.8	23	1	Total	37	152	4.1	23	3						
PASSING	ATT	CMP	YDS	SK/YD	TD	LG	IN	Rtg.	PASSING	ATT	CMP	YDS	SK/YD	TD	LG	IN	Rtg.
C. Palmer	40	23	235	3/8	1	21t	4	43.2	C. Newton	28	19	335	1/11	2	86t	1	117.4
L. Fitzgerald	1	0	0	0/0	0	0	0	39.6									
Total	41	23	235	3/8	1	21t	4	41.3	Total	28	19	335	1/11	2	86t	1	117.4
PASS RECEIVING	NO	YDS	AVG	LG	TD	PASS RECEIVING	NO	YDS	AVG	LG	TD						
D. Johnson	9	68	7.6	16	0	G. Olsen	6	113	18.8	54	0						
L. Fitzgerald	4	30	7.5	13	0	C. Brown	4	113	28.3	86t	1						
M. Floyd	3	37	12.3	15	0	T. Ginn	2	52	26.0	39	0						
D. Fells	2	36	18.0	21t	1	D. Funchess	2	21	10.5	16	1						
J. Nelson	2	25	12.5	15	0	J. Catchery	2	17	8.5	12	0						
Jo. Brown	2	23	11.5	12	0	J. Stewart	2	5	2.5	3	0						
Ja. Brown	1	16	16.0	16	0	M. Tolbert	1	14	14.0	14	0						
A. Ellington	0	0	0.0	0	0	E. Dickson	0	0	0.0	0	0						
						F. Whitaker	0	0	0.0	0	0						
Total	23	235	10.2	21t	1	Total	19	335	17.6	86t	2						
INTERCEPTIONS	NO	YDS	AVG	LG	TD	INTERCEPTIONS	NO	YDS	AVG	LG	TD						
P. Peterson	1	72	72.0	72	0	K. Coleman	2	0	0.0	0	0						
						L. Kuechly	1	22	22.0	22t	1						
						T. Boston	1	5	5.0	5	0						
Total	1	72	72.0	72	0	Total	4	27	6.8	22t	1						
PUNTING	NO	YDS	AVG	TB	IN20	LG	PUNTING	NO	YDS	AVG	TB	IN20	LG				
D. Butler	4	195	48.8	0	1	52	B. Nortman	3	119	39.7	0	0	44				
Total	4	195	48.8	0	1	52	Total	3	119	39.7	0	0	44				
PUNT RETURNS	NO	YDS	AVG	FC	LG	TD	PUNT RETURNS	NO	YDS	AVG	FC	LG	TD				
P. Peterson	2	2	1.0	1	2	0	T. Ginn	2	38	19.0	2	32	0				
Total	2	2	1.0	1	2	0	Total	2	38	19.0	2	32	0				
KICKOFF RETURNS	NO	YDS	AVG	FC	LG	TD	KICKOFF RETURNS	NO	YDS	AVG	FC	LG	TD				
J. Nelson	2	45	22.5	0	26	0	F. Whitaker	1	19	19.0	0	19	0				
(TOUCHBACK)	7	0	0.0	0	0	0	(TOUCHBACK)	2	0	0.0	0	0	0				
Total	2	45	22.5	0	26	0	Total	1	19	19.0	0	19	0				
FUMBLES	Fum	Own	Rec.	Yds	TD	FF	Rec.	Yds	TD	FF	Rec.	Yds	TD	Out	Bnds		
C. Palmer	2	0	0	0	0	0	0	0	0	0	0	0	0	0	0		
P. Peterson	1	0	0	0	0	0	0	0	0	0	0	0	0	0	0		
Total	3	0	0	0	0	0	0	0	0	0	0	0	0	0	0		

FINAL TEAM STATISTICS

	VISITOR	HOME		VISITOR	HOME
	CARDINALS	PANTHERS		CARDINALS	PANTHERS
TOTAL FIRST DOWNS	21	21	FGs - PATs Had Blocked	0-0	0-0
--By Rushing	5	8	TOTAL RETURN YARDAGE (Not Including Kickoffs)	74	65
--By Passing	14	11	--No. and Yards Punt Returns	2-2	2-38
--By Penalty	2	2	--No. and Yards Kickoff Returns	2-45	1-19
THIRD DOWN EFFICIENCY	3-10-30%	8-14-57%	--No. and Yards Interception Returns	1-72	4-27
FOURTH DOWN EFFICIENCY	2-2-100%	0-1-0%	PENALTIES Number and Yards	8-51	5-45
TOTAL NET YARDS	287	476	FUMBLES Number and Lost	3-3	0-0
--Total Offensive Plays (inc. times thrown passing)	60	66	TOUCHDOWNS	2	6
--Average gain per offensive play	4.8	7.2	--Rushing	1	3
NET YARDS RUSHING	60	152	--Passing	0	1
--Total Rushing Plays	16	37	--Interceptions	0	2
--Average gain per rushing play	3.8	4.1	EXTRA POINTS Made-Attempts	2-2	6-6
--Tackles for a loss-number and yards	2-8	6-7	--Kicking Made-Attempts	1-1	5-5
NET YARDS PASSING	227	324	--Passing Made-Attempts	0-0	1-1
--Times thrown - yards lost attempting to pass	3-8	1-11	--Rushing Made-Attempts	1-1	0-0
--Gross yards passing	235	335	FIELD GOALS Made-Attempts	0-0	2-2
PASS ATTEMPTS-COMPLETIONS-HAD INTERCEPTED	41-23-4	28-19-1	RED ZONE EFFICIENCY	1-1-100%	3-4-75%
--Avg gain per pass play (inc. # thrown passing)	5.2	11.2	GOAL TO GO EFFICIENCY	1-1-100%	2-3-67%
KICKOFFS Number-In End Zone-Touchbacks	3-3-2	9-8-7	SAFETIES	0	0
PUNTS Number and Average	4-48.8	3-39.7	FINAL SCORE	15	49
--Had Blocked	0	0	TIME OF POSSESSION	23:21	36:39
--Net Punting Average	39.3	39.0			

DEFENSIVE STATISTICS (based on coaches' film review)

Player	TT	S	A	S-yds	I-yds	PD	FF	FR	Player	TT	S	A	S-yds	I-yds	PD	FF	FR
T. Davis	8	7	1	0-0	0-0	0	0	0	K. Short	2	2	0	1-1	0-0	0	1	0
L. Kuechly	7	5	2	0-0	1-22	0	0	1	T. Boston	1	1	0	0-0	1-5	0	0	1
K. Coleman	5	4	1	0-0	2-0	0	0	0	R. Deaire	1	0	1	0-0	0-0	0	0	0
R. McClain	5	4	1	0-0	0-0	2	0	0	D. Edwards	1	1	0	0-0	0-0	0	0	0
K. Ealy	4	2	2	0-0	0-0	0	0	0	C. Johnson	1	1	0	1-0	0-0	0	1	0
M. Addison	3	2	1	0-0	0-0	0	0	0	S. Lotulelei	1	1	0	0-0	0-0	0	0	0
C. Firmegan	3	2	1	0-0	0-0	0	0	0	K. Love	1	1	0	1-7	0-0	0	0	0
R. Harper	3	2	1	0-0	0-0	0	0	0	Total	55	41	14	3-8	4-27	4	2	2
A. Klein	3	1	2	0-0	0-0	0	0	0									
J. Norman	3	2	1	0-0	0-0	0	0	0									
S. Thompson	3	3	0	0-0	0-0	0	0	0									

POSTSEASON HISTORY

SUPER BOWL 50

DENVER 24 – CAROLINA 10

February 7, 2016

Levi's Stadium • Santa Clara, CA

WEATHER: Sunny, 76°, Wind NW 16 MPH - **ATTENDANCE:** 71,088 - **TIME:** 3:39 PM PST

A disruptive Denver defense held Carolina to 10 points as the Broncos earned a 24-10 victory over the Panthers in Super Bowl 50 in Santa Clara, Calif. Carolina, despite uncharacteristic turnovers and penalties, had the ball twice trailing 16-10 in the fourth quarter. The first time, the Panthers went three-and-out. The second time, on third-and-9, quarterback Cam Newton was strip-sacked for the second time in the game by Super Bowl MVP Von Miller. Safety T.J. Ward recovered the ball at the Carolina 4-yard line, leading to a game-sealing 2-yard touchdown run by running back C.J. Anderson. Carolina produced 315 total yards compared to Denver's 194. The Panthers had 21 first downs compared to Denver's 11. But those stats were irrelevant in determining the outcome. Not only did the Broncos defense produce four takeaways and seven sacks, they scored one of the game's three touchdowns. After Denver opened the scoring with a 34-yard field goal, Miller strip-sacked Newton, and defensive end Malik Jackson made the recovery in the end zone. Thanks to that defensive touchdown, the Broncos never trailed. Running back Jonathan Stewart capped a 73-yard drive with a 1-yard touchdown run in the second quarter, cutting the deficit to 10-7. The game took a strange turn late in the first half. The Panthers' punt coverage team mistakenly thought Denver returner Jordan Norwood was calling for a fair catch, and that hesitation allowed him to escape down the sideline for a 61-yard return. Defensive end Mario

Addison made the touchdown-saving tackle at the Carolina 14-yard line. The Broncos were forced to settle for a 33-yard field, extending their lead to 13-7. Carolina looked primed to answer as fullback Mike Tolbert lowered his shoulder at the Denver 40-yard line, but he fumbled the ball away after colliding with safety Darian Stewart. Three plays later, defensive end Kony Ealy dropped into coverage and used one hand to pick off quarterback Peyton Manning's pass for wide receiver Emmanuel Sanders. Ealy became the first player in Super Bowl history to record multiple sacks and an interception. After the teams exchanged three-and-outs, the Panthers had a chance to cut into the deficit, taking over at their own 19-yard line with 1:55 remaining in the half. The Panthers advanced past midfield, but linebacker DeMarcus Ware sacked Newton to run out the clock. The Panthers took the ball into Denver territory with the opening possession of the second half, but no points came of it after Graham Gano's 44-yard kick clanked off the right upright. The Broncos then extended their lead to 16-7 with a 30-yard field goal with 8:18 remaining in the third quarter. Again, Carolina looked ready to answer, but again the Panthers were turned away. Newton's pass over the middle into the red zone for wide receiver Ted Ginn, Jr. went off his hands and was picked off by Ward, who fumbled, but linebacker Danny Trevathan made the recovery for Denver at its own 7-yard line.

OFFICIALS

Referee — Clete Blakeman (34) Umpire — Jeff Rice (44) Head Linesman — Wayne Mackie (106) Line Judge — Rusty Baynes (59)
Field Judge — Boris Cheek (41) Side Judge — Scott Edwards (3) Back Judge — Keith Ferguson (61) Replay — Charles Stewart

STARTING LINEUPS

Carolina Panthers

Offense		Defense	
OL 60	Da.Williams	LDE 95	C.Johnson
LT 73	M.Oher	LDT 98	S.Lotulelei
LG 68	A.Norwell	RDT 99	K.Short
C 67	R.Kalil	RDE 69	J.Allen
RG 70	T.Turner	SLB 54	S.Thompson
RT 74	M.Remmers	MLB 59	L.Kuechly
TE 88	G.Olsen	WLB 58	T.Davis
WR 17	D.Funchess	LCB 27	R.McClain
QB 1	C.Newton	RCB 24	J.Norman
TE 84	E.Dickson	SS 41	R.Harper
RB 28	J.Stewart	FS 20	K.Coleman

Denver Broncos

Offense		Defense	
WR 88	D.Thomas	DE 95	D.Wolfe
LT 68	R.Harris	NT 92	S.Williams
LG 69	E.Mathis	DE 97	M.Jackson
C 61	M.Paradis	SLB 58	V.Miller
RG 65	L.Vasquez	WLB 94	D.Ware
RT 79	M.Schofield	ILB 54	B.Marshall
TE 81	O.Daniels	ILB 59	D.Trevathan
WR 10	E.Sanders	LCB 21	A.Talib
RB 22	C.Anderson	RCB 25	C.Harris
QB 18	P.Manning	SS 43	T.Ward
TE 80	V.Davis	FS 26	D.Stewart

CAROLINA SUBSTITUTIONS: P 8 B.Nortman, K 9 G.Gano, WR 10 C.Brown, QB 14 J.Webb, WR 19 T.Ginn, CB 21 T.Williams, CB 26 C.Finnegan, S 33 T.Boston, FB 35 M.Tolbert, S 42 C.Jones, RB 43 F.Whittaker, LS 44 J.Jansen, LB 53 B.Jacobs, LB 55 D.Mayo, LB 56 A.Klein, G 61 F.Velasco, G 79 C.Scott, TE 80 S.Simonsen, WR 82 J.Cotchery, DT 92 D.Edwards, DT 93 K.Love, DE 94 K.Ealy, DE 97 M.Addison **DID NOT PLAY:** QB 3 D.Anderson **INACTIVE:** WR 11 B.Bersin, DB 22 L.Young, S 29 D.Marlowe, RB 32 B.Wegher, RB 34 C.Artis-Payne, WR 81 K.Norwood, DE 91 R.Delaire

		1	2	3	4	OT	TOTAL	FIELD GOALS (made() & missed)	
VISITOR	Carolina Panthers	0	7	0	3	-	10	G. Gano 4/4RU (39)	
HOME	Denver Broncos	10	3	3	8	-	24	B. McManus (34)(33)(30)	

Team	Qtr	Clock Time	PLAY DESCRIPTION (Extra Point) (Drive Info)	SCORE	
				Visitor	Home
BRONCOS	1	10:43	B.MCMANUS 34 YD. FIELD GOAL (10-64, 4:17)	0	3
BRONCOS	1	6:27	M.JACKSON FUMBLE RECOVERY IN END ZONE (B.MCMANUS KICK)	0	10
PANTHERS	2	11:25	J.STEWART 1 YD. RUN (G. GANO KICK) (9-73, 4:50)	7	10
BRONCOS	2	6:58	B.MCMANUS 33 YD. FIELD GOAL (4-1, 2:13)	7	13
BRONCOS	3	8:18	B.MCMANUS 30 YD. FIELD GOAL (7-54, 2:30)	7	16
PANTHERS	4	10:21	G.GANO 39 YD. FIELD GOAL (6-29, 2:56)	10	16
BRONCOS	4	3:08	C.ANDERSON 2 YD. RUN (P.MANNING-B.FOWLER PASS) (3-4, 0:56)	10	24

POSTSEASON HISTORY

Carolina Panthers

Denver Broncos

RUSHING	ATT	YDS	AVG	LG	TD	RUSHING	ATT	YDS	AVG	LG	TD
C. Newton	6	45	7.5	14	0	C. Anderson	23	90	3.9	34	1
J. Stewart	12	29	2.4	12	1	R. Hillman	5	0	0.0	3	0
F. Whittaker	4	26	6.5	15	0						
M. Tolbert	5	18	3.6	11	0						
Total	27	118	4.4	15	1	Total	28	90	3.2	34	1

PASSING	ATT	CMP	YDS	SK/YD	TD	LG	IN	Rtg.	PASSING	ATT	CMP	YDS	SK/YD	TD	LG	IN	Rtg.
C. Newton	41	18	265	6/64	0	45	1	55.4	P. Manning	23	13	141	5/37	0	25	1	56.6
T. Ginn	0	0	0	1/4	0	0	0	0.0									
Total	41	18	265	7/68	0	45	1	55.4	Total	23	13	141	5/37	0	25	1	56.6

PASS RECEIVING	NO	YDS	AVG	LG	TD	PASS RECEIVING	NO	YDS	AVG	LG	TD
C. Brown	4	80	20.0	42	0	E. Sanders	6	83	13.8	25	0
T. Ginn	4	74	18.5	45	0	C. Anderson	4	10	2.5	7	0
G. Olsen	4	41	10.3	19	0	A. Caldwell	1	22	22.0	22	0
D. Funchess	2	40	20.0	24	0	O. Daniels	1	18	18.0	18	0
J. Cotchery	2	17	8.5	11	0	D. Thomas	1	8	8.0	8	0
F. Whittaker	1	14	14.0	8	0	R. Hillman	0	0	0.0	0	0
J. Stewart	1	-1	-1.0	-1	0	J. Norwood	0	0	0.0	0	0
M. Tolbert	0	0	0.0	0	0						
Total	18	265	14.7	45	0	Total	13	141	10.8	25	0

INTERCEPTIONS	NO	YDS	AVG	LG	TD	INTERCEPTIONS	NO	YDS	AVG	LG	TD
K. Ealy	1	19	19.0	19	0	T. Ward	1	-3	-3.0	-3	0
Total	1	19	19.0	19	0	Total	1	-3	-3.0	-3	0

PUNTING	NO	YDS	AVG	TB	IN20	LG	PUNTING	NO	YDS	AVG	TB	IN20	LG
B. Nortman	7	315	45.0	1	1	61	B. Colquitt	8	367	45.9	0	2	54
Total	7	315	45.0	1	1	61	Total	8	367	45.9	0	2	54

PUNT RETURNS	NO	YDS	AVG	FC	LG	TD	PUNT RETURNS	NO	YDS	AVG	FC	LG	TD
T. Ginn	3	2	0.7	2	3	0	J. Norwood	1	61	61.0	3	61	0
(OUT OF BOUNDS)	3	0	0.0	0	0	0	E. Sanders	0	0	0.0	1	0	0
							(DOWNED)	1	0	0.0	0	0	0
							(TOUCHBACK)	1	0	0.0	0	0	0
Total	3	2	0.7	2	3	0	Total	1	61	61.0	4	61	0

KICKOFF RETURNS	NO	YDS	AVG	FC	LG	TD	KICKOFF RETURNS	NO	YDS	AVG	FC	LG	TD
J. Webb	1	24	24.0	0	24	0	A. Caldwell	2	42	21.0	0	24	0
F. Whittaker	1	18	18.0	0	18	0	(TOUCHBACK)	1	0	0.0	0	0	0
(TOUCHBACK)	4	0	0.0	0	0	0							
Total	2	42	21.0	0	24	0	Total	2	42	21.0	0	24	0

FUMBLES	Fum	Own Rec.	Yds	TD	Opp. Rec.	Yds	TD	Out Bnds	FUMBLES	Fum	Own Rec.	Yds	TD	Opp. Rec.	Yds	TD	Out Bnds
M. Tolbert	2	1	0	0	1	0	0	0	P. Manning	2	1	0	0	0	0	0	0
C. Newton	2	0	0	0	0	0	0	0	T. Ward	1	0	0	0	0	1	5	0
K. Ealy	0	0	0	0	1	1	0	0	D. Trevathan	0	1	0	0	0	1	0	0
C. Johnson	0	0	0	0	1	0	0	0	V. Miller	0	0	0	0	2	0	0	0
									S. Ray	0	0	0	0	1	0	0	0
									D. Stewart	0	0	0	0	1	0	0	0
									M. Jackson	0	0	0	0	1	0	1	0
Total	4	1	0	0	3	1	0	0	Total	3	2	0	0	4	3	5	1

	VISITOR PANTHERS	HOME BRONCOS		VISITOR PANTHERS	HOME BRONCOS
TOTAL FIRST DOWNS	21	11	TOTAL RETURN YARDAGE (Not Including Kickoffs)	21	58
--By Rushing	8	4	--No. and Yards Punt Returns	3-2	1-61
--By Passing	10	5	--No. and Yards Kickoff Returns	2-42	2-42
--By Penalty	3	2	--No. and Yards Interception Returns	1-19	1-3
THIRD DOWN EFFICIENCY	315-20%	1-14-7%	PENALTIES Number and Yards	12-102	6-51
FOURTH DOWN EFFICIENCY	0-0-0%	0-0-0%	FUMBLES Number and Lost	4-3	3-1
TOTAL NET YARDS	315	194	TOUCHDOWNS	1	2
--Total Offensive Plays (inc. times thrown passing)	75	56	--Rushing	1	1
--Average gain per offensive play	4.2	3.5	--Passing	0	0
NET YARDS RUSHING	118	90	--Fumbles	0	1
--Total Rushing Plays	27	28	EXTRA POINTS Made-Attempts	1-1	2-2
--Average gain per rushing play	4.4	3.2	--Kicking Made-Attempts	1-1	1-1
--Tackles for a loss-number and yards	1-1	4-7	--Passing Made-Attempts	0-0	1-1
NET YARDS PASSING	197	104	FIELD GOALS Made-Attempts	1-2	3-3
--Times thrown - yards lost attempting to pass	7-68	5-37	RED ZONE EFFICIENCY	1-2-50%	1-4-25%
--Gross yards passing	265	141	GOAL TO GO EFFICIENCY	1-1-100%	1-1-100%
PASS ATTEMPTS-COMPLETIONS-HAD INTERCEPTED	41-18-1	23-13-1	SAFETIES	0	0
--Avg gain per pass play (inc.# thrown passing)	4.1	3.7	FINAL SCORE	10	24
KICKOFFS Number-In End Zone-Touchbacks	3-2-1	6-5-4	TIME OF POSSESSION	32:47	27:13
PUNTS Number and Average	7-45.0	8-45.9			
--Had Blocked	0	0			
--Net Punting Average	33.4	45.6			
Fgs - PATs Had Blocked	0-0	0-0			

DEFENSIVE STATISTICS (based on coaches' film review)

Player	TT	S	A	S-yds	I-yds	PD	FF	FR	Player	TT	S	A	S-yds	I-yds	PD	FF	FR
L. Kuechly	10	9	1	1-9	0-0	1	0	0	T. Boston	2	1	1	0-0	0-0	0	0	0
T. Davis	7	6	1	0-0	0-0	0	0	0	R. Harper	2	1	1	0-0	0-0	0	0	0
C. Johnson	7	3	4	1-5	0-0	0	1	0	J. Norman	2	1	1	0-0	0-0	2	0	0
K. Coleman	5	3	2	0-0	0-0	0	0	0	J. Allen	1	1	0	0-0	0-0	0	0	0
S. Lotulelei	5	5	0	0-0	0-0	0	0	0	K. Love	1	1	0	0-0	0-0	0	0	0
S. Thompson	5	5	0	0-0	0-0	0	0	0	K. Short	1	1	0	0-0	0-0	0	0	0
K. Ealy	4	3	1	3-23	1-19	0	1	1	Total	60	46	14	5-37	1-19	5	2	1
C. Finnegan	4	2	2	0-0	0-0	1	0	0									
R. McClain	4	4	0	0-0	0-0	1	0	0									

POSTSEASON HISTORY

NFC WILD CARD PLAYOFFS

NEW ORLEANS 31 – CAROLINA 26

January 7, 2018

Mercedes-Benz Superdome • New Orleans, LA

WEATHER: Indoors - ATTENDANCE: 73,186 - TIME: 3:40 PM CST

Carolina had its chances, but the Panthers couldn't keep up with New Orleans' high-powered passing game and suffered a 31-26 loss to the Saints in the NFC Wild Card round. Even after setting for field goals four times over the first three quarters, the Panthers had the ball just outside the red zone with less than a minute remaining with a chance to pull it out. The Panthers had battled back from a 24-12 deficit in the fourth quarter courtesy of two Cam Newton passing touchdowns - 14 yards to tight end Greg Olsen and 56 yards to running back Christian McCaffrey. Newton's offense set up first-and-10 at New Orleans' 21 with 46 seconds remaining in regulation. After an incomplete pass intended for wide receiver Devin Funchess, the Saints forced Newton into an intentional grounding penalty that cost Carolina 13 yards. Newton's second attempt to Funchess on third-and-23 fell incomplete once more, and on fourth down, he was pressured and ultimately sacked, ending Carolina's season. The Panthers produced 413 total yards, 24 first downs and converted on 47 percent of third downs. Carolina topped the Saints in the majority of statistical categories, but far too often settled for field goals. The Panthers kicked four field goals through the first three quarters while the Saints punched in three touchdowns. Carolina had its opportunities, but far too often didn't make the most of them.

After the Panthers' defense forced two punts from the Saints on their first two possessions, wide receiver Kaelin Clay dropped a touchdown pass that would've gave the Panthers a 7-0 advantage in the first quarter. Kicker Graham Gano missed the subsequent 25-yard field goal attempt wide right, and within one play of getting the ball back, New Orleans took the lead 7-0. Saints quarterback Drew Brees connected with former Panthers receiver Ted Ginn Jr. for an 80-yard touchdown pass and like Ginn, who ran past the Panthers' secondary, New Orleans didn't look back. The Panthers traded field goals for touchdowns with the Saints. While Brees tossed two touchdown passes and fullback Zach Line rushed for another in the first half, Gano booted three field goals - 27, 39 and 58 yards - as Carolina finished 0-for-2 from the red zone in the opening half. The Panthers set a number of franchise playoff records as Newton finished the game with 349 passing yards and two touchdowns with no interceptions for a passer rating of 105.1, setting the record for most passing yards in a Panthers postseason game. Gano's 58-yard field goal before halftime was the longest in franchise history and tied for the longest in NFL postseason history.

OFFICIALS

Referee — Tony Corrente (99) Umpire — Bryan Neale (92) Head Linesman — Derick Bowers (74) Line Judge — Tim Podraza (74)
Field Judge — Steve Zimmer (33) Side Judge — Terry Brown (43) Back Judge — Dino Paganelli (29) Replay — Larry Nemmers

STARTING LINEUPS

Carolina Panthers

Offense		Defense	
WR 17	D. Funchess	DE 90	J. Peppers
LT 75	M. Kalil	DT 98	S. Lotulelei
LG 68	A. Norwell	DT 99	K.Short
C 67	R.Kalil	DE 97	M. Addison
RG 70	T.Turner	SLB 54	S.Thompson
RT 60	D. Williams	MLB 59	L.Kuechly
TE 88	G.Olsen	WLB 58	T.Davis
TE 84	E. Dickson	LCB 24	J. Bradberry
QB 1	C.Newton	RCB 26	D. Worley
RB 22	C. McCaffrey	SS 29	M. Adams
RB 28	J.Stewart	FS 20	K.Coleman

New Orleans Saints

Offense		Defense	
WR 19	T. Ginn	LDE 90	G. Johnson
LT 72	T. Armstead	RDT 98	S. Rankins
LG 75	A. Peat	RDT 95	T. Davison
C 60	M. Unger	RDE 94	C. Jordan
RG 67	L. Warford	WIL 52	C. Robertson
RT 71	R. Ramczyk	MLB 51	M. Te'o
TE 89	J. Hill	SS 25	R. Bush
WR 13	M. Thomas	LCB 20	K. Crawley
QB 9	D. Brees	SS 48	V. Bell
RB 41	A. Kamara	FS 43	M. Williams
WR 16	B. Coleman	RCB 23	M. Lattimore

CAROLINA SUBSTITUTIONS: QB 3 D.Anderson, P 5 M.Palardy, K 9 G.Gano, WR 11 B.Bersin, WR 12 K.Clay, WR 14 M.Frazier, WR 19 R.Shepard, CB 23 L.Gunter, S 31 J.Byrd, RB 34 C.Artis-Payne, FB 40 A.Armah, CB 41 C.Munnerlyn, S 42 C.Jones, RB 43 F.Whittaker, LS 44 J.Jansen, LB 53 B.Jacobs, LB 55 D.Mayo, LB 57 A.Gachkar, C 69 T.Larsen, T 72 T.Moton, DE 91 B.Cox, DT 92 V.Butler, DT 93 K.Love, DE 96 W.Horton **DID NOT PLAY:** N/A **INACTIVE:** QB 4 G.Gilbert, CB 27 K.Seymour, T 65 A.Silatolu, G 73 G.Van Roten, T 76 B.Clausell, DE 77 Z.Moore, DE 95 C.Johnson

VISITOR	Carolina Panthers	1	2	3	4	OT	TOTAL	FIELD GOALS (made() & missed)
HOME	New Orleans Saints	0	9	3	14	-	26	G. Gano 25WR (27) (39) (58) (29)
		7	14	3	7	-	31	W. Lutz (57)

Team	Qtr	Clock Time	PLAY DESCRIPTION (Extra Point) (Drive Info)	SCORE	
				Visitor	Home
SAINTS	1	1:46	T.GINN 80 YD. PASS FROM D.BREES (W.LUTZ KICK) (2-80, 0:18)	0	7
PANTHERS	2	14:12	G.GANO 27 YD. FIELD GOAL (6-66, 2:34)	3	7
SAINTS	2	9:04	J.HILL 9 YD. PASS FROM D.BREES (W.LUTZ KICK) (9-75, 5:08)	3	14
PANTHERS	2	2:47	G.GANO 39 YD. FIELD GOAL (12-54, 6:17)	6	14
SAINTS	2	0:43	Z.LINE 1 YD. RUN (W.LUTZ KICK) (8-75, 2:04)	6	21
PANTHERS	2	0:00	G.GANO 58 YD. FIELD GOAL (5-35, 0:43)	9	21
PANTHERS	3	10:58	G.GANO 29 YD. FIELD GOAL (9-64, 4:02)	12	21
SAINTS	3	6:05	W.LUTZ 57 YD. FIELD GOAL (10-36, 4:53)	12	24
PANTHERS	4	12:47	G.OLSEN 14 YD. PASS FROM C.NEWTON (G.GANO KICK) (8-68, 3:45)	19	24
SAINTS	4	5:08	A.KAMARA 2 YD. RUN (W.LUTZ KICK) (5-62, 3:02)	19	31
PANTHERS	4	4:09	C.MCCAFFREY 56 YD. PASS FROM C.NEWTON (G.GANO KICK) (3-75, 0:59)	26	31

POSTSEASON HISTORY

FINAL INDIVIDUAL STATISTICS

Carolina Panthers										New Orleans Saints										
RUSHING	ATT	YDS	AVG	LG	TD	RUSHING	ATT	YDS	AVG	LG	TD	RUSHING	ATT	CMP	YDS	AVG	LG	TD	Rtg.	
J. Stewart	11	51	4.6	29	0	A. Kamara	10	23	2.3	5	1	D. Brees	33	23	376	1/7	2	80	115.2	
C. Newton	8	37	4.6	10	0	M. Ingram	9	22	2.4	7	0	D. Brees	1	1	1.0	1	1	0	0	
C. McCaffrey	6	16	2.7	7	0	Z. Line	1	1	-1.0	-1	0	T. Lewis	1	1	-4.0	-4	0	0	0	
F. Whitaker	1	3	3.0	3	0	T. Lewis	1	4	-4.0	-4	0	Total	28	23	376	1/7	2	80	1	115.2
Total	26	107	4.1	29	0	Total	33	23	376	1/7	2	80	1	115.2						
PASSING	ATT	CMP	YDS	SK/YD	TD	LG	IN	Rtg.	PASSING	ATT	CMP	YDS	SK/YD	TD	LG	IN	Rtg.			
C. Newton	40	24	349	4/43	2	56	0	105.1	D. Brees	33	23	376	1/7	2	80	1	115.2			
D. Anderson	1	0	0/0	0	0	0	0	39.6	Total	33	23	376	1/7	2	80	1	115.2			
Total	41	24	349	4/43	2	56	0	102.6	Total	33	23	376	1/7	2	80	1	115.2			
PASS RECEIVING	NO	YDS	AVG	LG	TD	PASS RECEIVING	NO	YDS	AVG	LG	TD									
G. Olsen	8	107	13.4	24	1	M. Thomas	8	131	16.4	46	0									
C. McCaffrey	6	101	16.8	56	1	T. Ginn	4	115	28.8	80	1									
D. Funchess	4	79	19.8	24	0	B. Coleman	4	44	11.0	18	0									
K. Clay	3	32	10.7	21	0	J. Hill	3	49	16.3	25	1									
B. Bersin	2	27	13.5	19	0	M. Ingram	1	13	13.0	13	0									
E. Dickson	1	3	3.0	3	0	A. Kamara	1	10	10.0	10	0									
R. Shepard	0	0	0.0	0	0	W. Snead	1	7	7.0	7	0									
Total	24	349	14.5	56	2	Total	23	376	16.3	80	2									
INTERCEPTIONS	NO	YDS	AVG	LG	TD	INTERCEPTIONS	NO	YDS	AVG	LG	TD									
M. Adams	1	1	1.0	1	0	Total	0	0	0	0	0									
Total	1	1	1.0	1	0	Total	0	0	0	0	0									
PUNTING	NO	YDS	AVG	TB	IN20	LG	PUNTING	NO	YDS	AVG	TB	IN20	LG							
M. Palardy	3	145	48.3	0	1	53	T. Morestead	4	183	45.8	0	1	57							
Total	3	145	48.3	0	1	53	Total	4	183	45.8	0	1	57							
PUNT RETURNS	NO	YDS	AVG	FC	LG	TD	PUNT RETURNS	NO	YDS	AVG	FC	LG	TD							
K. Clay	2	11	5.5	1	12	0	T. Lewis	2	17	8.5	1	11	0							
C. McCaffrey	0	0	0.0	1	0	0	Total	2	17	8.5	1	11	0							
Total	2	11	5.5	2	12	0	Total	2	17	8.5	1	11	0							
KICKOFF RETURNS	NO	YDS	AVG	FC	LG	TD	KICKOFF RETURNS	NO	YDS	AVG	FC	LG	TD							
(TOUCHBACK)	6	0	0.0	0	0	0	(TOUCHBACK)	6	0	0.0	0	0	0							
Total	6	0	0.0	0	0	0	Total	6	0	0.0	0	0	0							
Own FUMBLES	Fum	Rec.	Yds	TD	Opp. Yds	FF	Rec.	Yds	TD	Opp. Yds	FF	Rec.	Yds	TD	Bnds					
M. Adams	1	0	0	0	0	0	0	0	0	0	0	0	0	0	1					
K. Coleman	0	0	0	0	1	0	0	0	0	0	0	0	0	0	0					
Total	1	0	0	0	1	0	0	0	0	0	0	0	0	0	1					
Own FUMBLES	Fum	Rec.	Yds	TD	Opp. Yds	FF	Rec.	Yds	TD	Opp. Yds	FF	Rec.	Yds	TD	Bnds					
B. Coleman	1	0	0	0	0	0	0	0	0	0	0	0	0	0	0					
M. Ingram	0	1	0	0	0	0	0	0	0	0	0	0	0	0	0					
A. Kamara	0	0	0	0	1	0	0	0	0	0	0	0	0	0	0					
Total	1	1	0	0	1	0	0	0	0	0	0	0	0	0	0					

FINAL TEAM STATISTICS

	VISITOR PANTHERS					HOME SAINTS				
TOTAL FIRST DOWNS	24					21				
--By Rushing	5					3				
--By Passing	16					17				
--By Penalty	3					1				
THIRD DOWN EFFICIENCY	8-17-47%					2-8-25%				
FOURTH DOWN EFFICIENCY	1-2-50%					0-1-0%				
TOTAL NET YARDS	413					410				
--Total Offensive Plays (inc. times thrown passing)	71					56				
--Average gain per offensive play	5.8					7.3				
NET YARDS RUSHING	107					41				
--Total Rushing Plays	26					22				
--Average gain per rushing play	4.1					1.9				
--Tackles for a loss-number and yards	2-2					4-10				
NET YARDS PASSING	306					369				
--Times thrown - yards lost attempting to pass	4-43					1-7				
--Gross yards passing	349					376				
PASS ATTEMPTS-COMPLETIONS-HAD INTERCEPTED	41-24-0					33-23-1				
--Avg gain per pass play (inc.# thrown passing)	6.8					10.9				
KICKOFFS Number-In End Zone-Touchbacks	6-6-6					6-6-6				
PUNTS Number and Average	3-48.3					4-45.8				
--Had Blocked	0					0				
--Net Punting Average	42.7					43.0				
FGs - PATs Had Blocked	0-0					0-0				
TOTAL RETURN YARDAGE (Not Including Kickoffs)	12					17				
--No. and Yards Punt Returns	2-11					2-17				
--No. and Yards Kickoff Returns	0-0					0-0				
--No. and Yards Interception Returns	1-1					0-0				
PENALTIES Number and Yards	2-18					7-96				
FUMBLES Number and Lost	1-0					1-0				
TOUCHDOWNS	2					4				
--Rushing	2					2				
--Passing	0					2				
--Fumbles	0					0				
EXTRA POINTS Made-Attempts	2-2					4-4				
--Kicking Made-Attempts	2-2					4-4				
--Passing Made-Attempts	0-0					0-0				
FIELD GOALS Made-Attempts	4-5					1-1				
RED ZONE EFFICIENCY	1-4-25%					3-3-100%				
GOAL TO GO EFFICIENCY	0-1-0%					3-3-100%				
SAFETIES	0					0				
FINAL SCORE	26					31				
TIME OF POSSESSION	33:49					26:11				

DEFENSIVE STATISTICS (based on coaches' film review)

Player	TT	S	A	S-yds	I-yds	PD	FF	FR	Player	TT	S	A	S-yds	I-yds	PD	FF	FR
J. Bradberry	8	7	1	0-0	1-4	0	0	0	S. Lotulelei	1	1	0	0-0	0-0	0	0	0
S. Thompson	8	6	2	0-0	0-0	0	0	0	K. Coleman	1	1	0	0-0	0-0	0	1	0
D. Worley	6	6	0	0-0	0-0	1	0	0	L. Gunter	1	1	0	0-0	0-0	0	0	0
L. Kuechly	4	4	0	0-0	0-0	0	0	0	C. Munnerlyn	1	1	0	0-0	0-0	0	0	0
T. Davis	4	4	0	0-0	1-2	0	0	0	V. Butler	0	0	0	0-0	0-0	0	0	0
M. Adams	4	3	1	0-0	1-3	1	0	0	Total	45	39	6	1-7	5-17	3	1	0
K. Short	3	2	1	1-7	1-7	0	0	0									
B. Cox	2	2	0	0-0	0-0	0	0	0									
J. Peppers	2	1	1	0-0	1-1	0	0	0									

ALL-TIME ASSISTANT COACHES ROSTER

Name	Position	Years
Angelichio, Brian	Tight Ends	2020-2021
Baker, Brian	Defensive Line	2009-2010
Barbeau, Thomas	Assistant Strength & Conditioning	2020-2023
Barthel, E.J.	Coaching Assistant	2020
Bayless, Martin	Defensive Assistant	2003
Belin, Warren	Linebackers	2011-2012
Benguiche, Jason	Assistant Strength & Conditioning	2013-2019
Bercovici, Mike	Offensive Assistant	2023
Blackburn, Chase	Special Teams	2016-2017
	Special Teams Coordinator	2018-2021
Boudreau, Paul	Offensive Line	2001-2002
Boyles, Tyler	Offensive Quality Control/Assistant to Head Coach	2023
Brady, Joe	Offensive Coordinator	2020-2021
Breaux, Don	Tight Ends	1995-2002
Brown, Ray	Assistant Offensive Line	2011-2015
	Offensive Line	2016-2017
Brown, Everette	Assistant Linebackers	2019
Brown, Thomas	Offensive Coordinator	2023
Burney, Jacob	Defensive Line	1999-2001
Bush, Blair	Asst. Offensive Line	1995-1997
Caldwell, Jim	Senior Assistant	2023
Campbell, Corey	Assistant Strength & Conditioning	2021-2022
Campan, James	Offensive Line	2022-2023
Capers, Dom	Senior Defensive Assistant	2023
Catavolos, George	Defensive Backs	1995-1997
Chaudhari, Mayur	Defensive Assistant	2023
Chryst, Geep	Quality Control/Offense	2006
	Tight Ends	2007-2010
Chudzinski, Rob	Offensive Coordinator	2011-2012
Cooley, Jonathan	Secondary/Cornerbacks	2023
Cooper, Evan	Cornerbacks/Director of Player Evaluation	2020-2022
Cotchery, Jerricho	Assistant Wide Receivers	2017-2019
Crossman, Danny	Special Teams Asst./Asst. Strength & Conditioning	2003-2004
	Special Teams	2005-2009
Dailey, Joe	Wide Receivers	2022
Davidson, Jeff	Offensive Coordinator	2007-2010
Davis, Billy	Outside Linebackers	1995-1998
DeHaven, Bruce	Assistant Special Teams	2013-2014
	Special Teams Coordinator	2015
	Senior Advisor to Special Teams	2016
Del Rio, Jack	Defensive Coordinator	2002
Delgado, Matthew "Los"	Assistant to the Head Coach	2020-2021
	Chief of Staff	2022-2023
Dorsey, Ken	Quarterbacks	2013-2017
Dvoracek, Rob	Coaching Assistant	2021
	Defensive Assistant	2022
Evero, Ejiro	Defensive Coordinator	2023
Fangio, Vic	Defensive Coordinator	1995-1998
Farwell, Heath	Special Teams Assistant	2018
Feit, Adam	Assistant Strength & Conditioning	2011
Felder, Gus	Assistant Strength & Conditioning	2020
Ferraro, Paul	Special Teams Asst./Asst. Strength & Conditioning	2005
Fewell, Perry	Secondary/Interim Head Coach	2019
Fitzsimmons, Devin	Assistant Special Teams	2023
Flajole, Ken	Defensive Assistant	2003
	Linebackers	2004-2008
Foley, Ed	Assistant Special Teams	2020-2022
Frazier, Parks	Passing Game Coordinator	2023
Fuller, Curtis	Defensive Assistant/Defensive Backs	2014

ALL-TIME ASSISTANT COACHES ROSTER

	Assistant Special Teams/Nickel Backs	2015
	Assistant Defensive Backs/Nickels	2016
	Defensive Backs	2017
Garnes, Sam	Special Teams Assistant	2010
Gilbride, Kevin M.	Defensive Analyst	2021
	Tight Ends	2022
Gill, Ted	Defensive Line	1996-1998
Gillhamer, Mike	Secondary/Defensive Assistant	2004-2005
	Secondary/Safeties	2006-2008
	Secondary	2009-2010
Godette, Cary	Defensive Line	1995
Graves, Fred	Wide Receivers	2011-2012
Hall, DeAngelo	Assistant Defensive Backs	2023
Hansen, Peter	Linebackers	2023
Harris, Chick	Running Backs	1995-2001
Haskell, Gil	Offensive Coordinator	1998-1999
Henning, Dan	Offensive Coordinator/Quarterbacks	2002-2003
	Offensive Coordinator	2004-2006
Hoener, Pete	Tight Ends	2011-2019
Hoke, Brady	Defensive Line	2018
Holcomb, Al	Linebackers	2013-2017
	Defensive Run Game Coordinator	2020-2021
	Assistant Head Coach, Defense	2022
Hostler, Jim	Wide Receivers	2019
Imamura, Jeff	Assistant Secondary/Cornerbacks	2017-2018
Jackson, Frisman	Wide Receivers	2020
	Offensive Pass Game Coordinator/Wide Receivers	2021
Jacobs, Ben	Assistant Special Teams	2019
Jefferson, Shawn	Wide Receivers	2023
Johnson, Don	Pass Rush Specialist	2021-2022
Kenn, Joe	Strength & Conditioning	2011-2019
Knighton, Terrance	Coaching Assistant	2021
	Assistant Defensive Line	2022
Kugler, Robert	Assistant Offensive Line	2022-2023
Levine, Tony	Special Teams Asst./Asst. Strength & Conditioning	2006
Li, George	Game Management Coordinator	2023
Lilly, John	Tight Ends	2023
Lombardi, Matt	Assistant Quarterbacks	2020-2021
	Pass Game Specialist	2022
Lukabu, Tem	Outside Linebackers	2023
Maffei, Bobby	Defensive Assistant	2022
	Defensive Quality Control	2023
Magazu, Dave	Tight Ends	2003-2006
	Offensive Line	2007-2010
Mainord, Carlos	Defensive Backs	2000-2001
Mangas, DJ	Coaching Assistant	2020
Marshall, John	Asst. Head Coach/Defensive Coordinator	1999-2001
Maser, Mike	Offensive Line	2003-2006
Matsko, John	Offensive Line	2011-2015
	Running Game Coordinator	2016-2019
Maxie, Brett	Defensive Quality Control	1998
McAdoo, Ben	Offensive Coordinator	2022
McCown, Josh	Quarterbacks	2023
McCoy, Mike	Offensive Assistant	2000; 2002-2003
	Wide Receivers	2001
	Quarterbacks/Offensive Assistant	2004-2005
	Quarterbacks	2006
	Quarterbacks/Passing Coordinator	2007-2008
McGaughey, Thomas	Special Teams Coordinator	2016-2017
McGuire, Garret	Coaching Assistant	2021
	Offensive Assistant	2022

ALL-TIME ASSISTANT COACHES ROSTER

McDermott, Sean	Defensive Coordinator	2011-2016
McNally, Jim	Offensive Line	1995-1998
Meeks, Ron	Defensive Coordinator	2009-2010
	Defensive Backfield	2011
Meyer, Pat	Offensive Line	2020-2021
Mills, Sam	Linebackers	1999-2004
Mills III, Sam	Quality Control/Defense	2006-2010
	Defensive Quality Control/Asst. Defensive Line	2011-2012
	Assistant Defensive Line	2013-2018
	Defensive Line	2018
	Defensive Line/Game Management	2019
Milus, Ron	Secondary	2009-2010
Morton, Chip	Strength and Conditioning	1995-1998
Murphy, Brian	Special Teams Coordinator	2011-2012
Musgrave, Bill	Quarterbacks	1999
	Offensive Coordinator	2000
Mutunga, Jamel	Offensive Assistant	2023
Nixon, Jeff	Senior Offensive Assistant/Running Backs	2020-2021
	Assistant Head Coach, Offense	2022
O'Brien, Scott	Special Teams	1999-2001
	Asst. Head Coach/Special Teams	2002-2004
Okam, Frank	Assistant Defensive Line	2020
	Defensive Line	2021
Owens, Jody	Offensive Assistant	2022
Pasqualoni, Paul	Defensive Line	2022
Peetz, Jake	Running Backs	2019
	Quarterbacks	2020
Pendry, Joe	Offensive Coordinator	1995-1997
Perry, Rod	Secondary	2002-2006
Phair, Mike	Defensive Line	2020
Purnell, Russ	Special Teams Assistant	2015
Proehl, Ricky	Offensive Consultant	2011
	Assistant Wide Receivers	2012
	Wide Receivers	2013-2016
Ramsdell, John	Senior Offensive Assistant	2014
Reynolds, Alvin	Defensive Assistant	1999-2002
Rivera, Vincent	Defensive Quality Control	2018-2019
Rodgers, Jeff	Special Teams Assistant	2009-2010
Rodgers, Richard	Special Teams Assistant	2012
	Interim Special Teams Coordinator	2012
	Special Teams Coordinator	2013-2014
	Assistant Defensive Backs	2015-2018
	Safeties	2019
Roman, Greg	Offensive Assistant	1999-2000
	Assistant Offensive Line	2001
Ryan, Sean	Quarterbacks	2021-2022
Russ, Steve	Linebackers	2018-2019
Satterfield, Marcus	Assistant Offensive Line	2020
Scherer, Rip	Quarterbacks	2009-2010
Schonert, Turk	Quarterbacks	2001
Scott, Jeremy	Head Strength & Conditioning	2020-2023
Seely, Brad	Special Teams	1995-1998
Settle, John	Running Backs	2011-2012
Shafer, Steve	Defensive Backs	1998
Shoop, John	Quarterbacks	1995-1998
Shula, Mike	Quarterbacks	2011-2012
	Offensive Coordinator	2013-2017
Simmons, Darrin	Special Teams Assistant/ Asst. Strength and Conditioning	1999-2002

ALL-TIME ASSISTANT COACHES ROSTER

Simmons, Jason	Defensive Pass Game Coordinator/Secondary	2020-2021
Simmons, Jerry	Strength and Conditioning	1999-2010
Siravo, Mike	Linebackers	2020
	Senior Defensive Assistant/Linebackers	2021
	Defensive Run Game Coordinator	2022
Skipper, Jim	Running Backs	2002-2005
	Running Backs/Assistant Head Coach	2006-2010
	Running Backs	2013-2018
Smith, Richard	Linebackers	2009-2010
Snow, Phil	Defensive Coordinator	2020-2022
Sparano Jr., Tony	Assistant Offensive Line	2021
Staley, Duce	Assistant Head Coach/Running Backs	2023
Steele, Kevin	Linebackers	1995-1998
Sunseri, Sal	Defensive Assistant	2002
	Defensive Line	2003-2008
Tabor, Chris	Special Teams Coordinator	2022-2023
Taylor, Lance	Assistant Wide Receivers	2013
	Wide Receivers	2017-2018
Terrell, Drew	Offensive Quality Control	2018-2019
Tolbert, Tyke	Wide Receivers	2010
Trgovac, Mike	Defensive Line	2002
	Defensive Coordinator	2003-2008
Turner, Cameron	Assistant Wide Receivers	2015-2016
	Assistant Quarterbacks	2017
Turner, Norv	Offensive Coordinator	2018-2019
Turner, Scott	Offensive Quality Control	2011-2012
	Quarterbacks	2018-2019
Udinski, Grant	Coaching Assistant	2020-2021
Valesente, Bob	Defensive Backs	1999
Wash, Todd	Defensive Line	2023
Washington, Eric	Defensive Line	2011-2017
	Defensive Coordinator	2018-2019
Watts, Bert	Safeties	2023
Wharton, Travelle	Assistant Offensive Line	2018-2019
Whitaker, Cedric	Coaching Assistant	2020-2021
	Special Teams Assistant	2022
Wilks, Steve	Secondary/Pass Defense Coordinator	2012-2014, 2022
	Assistant Head Coach/Secondary	2015-2016
	Defensive Coordinator	2017
	Interim Head Coach	2022
Williamson, Richard	Wide Receivers	1995-1999, 2002-2009
	Wide Receivers/Asst. Head Coach-Offense	2000
	Asst. Head Coach/Offensive Coordinator	2001
Wise, Tony	Offensive Line	1999-2000

ALL-TIME ALPHABETICAL ROSTER

A	POS	NO	SCHOOL	GP/GS	YEARS
Abdullah, Ameer	RB	20	Nebraska	11/1	2021
Abraham, Clifton	CB	24	Florida State	1/0	1997
Adams, Darvin	WR	86	Auburn	2/0	2011
Adams, Joe	WR	15	Arkansas	9/0	2012
Adams, Mike	S	29	Delaware	32/32	2017-2018
Addison, Mario	DE	97	Troy	111/51	2012-2019
Aiken, Danny	LS	48	Virginia	0/0	2015
Ajirotutu, Seyi	WR	19	Fresno State	14/0	2011
Alecixh, Chas	DT	65	Pittsburgh	0/0	2016
Alexander, Brent	S	46	Tennessee State	32/32	1998-1999
Alexander, Frank	DE	90	Oklahoma	29/6	2012-2015
Alexander, Gerald	S	21	Boise State	2/0	2010
Allen, Brian	LB	52	Florida State	44/9	2002-2004
Allen, Jared	DE	69	Idaho State	12/12	2015
Allen, Kyle	QB	7	Houston	15/13	2018-2019
Anderson, C.J.	RB	20	California	9/1	2018
Anderson, Derek	QB	3	Oregon State	25/4	2011-2017
Anderson, Henry	DE	94	Stanford	11/0	2022
Anderson, James	LB	50	Virginia Tech	94/53	2006-2012
Anderson, Rashard	CB	46	Jackson State	27/9	2000-2001
Anderson, Chosen	WR	11, 3	Temple	37/39	2020-2022
Apple, Eli	CB	41	Ohio State	2/0	2020
Applewhite, Antwan	DE	93	San Diego State	17/4	2011-2012
Armah, Alex	FB	40	West Georgia	57/4	2017-2020
Armstead, Jesse	LB	59	Miami (FL)	0/0	2004
Arnold, Dan	TE	85	Wisconsin-Platteville	3/1	2021
Artis-Payne, Cameron	RB	34	Auburn	32/3	2015-2018
Austin, Thomas	G	71	Clemson	4/1	2012
Avant, Jason	WR	81	Michigan	11/0	2014
B					
Bailey, Carlton	LB	54	North Carolina	40/28	1995-1997
Baker, Eugene	WR	80	Kent State	4/0	2003-2004
Baker, Jason	P	7	Iowa	112/0	2005-2011
Baker, Myron	LB	53, 56	Louisiana Tech	18/0	1996-1997
Baldwin, Randy	RB	23	Mississippi	7/2	1995
Ball, Marcus	CB	36	Memphis	1/0	2016
Barber, Kantroy	RB	46	West Virginia	0/0	1997
Barker, Jay	QB	11	Alabama	0/0	1996
Barkley, Matt	QB	17	Southern California	0/0	2021
Barner, Kenjon	RB	25	Oregon	12/0	2013; 2018
Barnhardt, Tommy	P	6	North Carolina	16/0	1995
Barnidge, Gary	TE	82	Louisville	63/11	2008-2012
Barno, Amare	DE	90	Virginia Tech	9/0	2022
Barrow, Micheal	LB	56	Miami (FL)	48/48	1997-1999
Basanez, Brett	QB	14	Northwestern	1/0	2006-2007
Bashir, Idrees	S	33	Memphis	11/0	2005
Bates, Michael	WR/RB	82, 24	Arizona	76/0	1996-2000; 2002
Batiste, D'Anthony	G	76	Louisiana-Lafayette	0/0	2006
Battaglia, Marco	TE	47	Rutgers	2/0	2003
Baugh, Marcus	TE	85	Ohio State	0/0	2019
Beason, Jon	LB	52	Miami	72/71	2007-2013
Beebe, Don	WR	82	Chadron State	14/1	1995
Bell, Byron	T	77	New Mexico	62/56	2011-2014
Benenoch, Caleb	T	78	UCLA	0/0	2019
Benjamin, Kelvin	WR	13	Florida State	40/36	2014-2017
Bennett, Brandon	RB	36	South Carolina	8/0	2004
Benwikere, Bené	CB	25	San Jose State	27/14	2014-2016
Bernadeau, Mackenzy	G	65, 73	Bentley	47/20	2008-2011
Bersin, Brenton	WR	11	Wofford College	42/4	2014-2017
Beuerlein, Steve	QB	7	Notre Dame	59/51	1996-2000
Biakabutuka, Tshimanga	RB	21	Michigan	50/35	1996-2001
Bickett, Duane	LB	50	Southern California	16/0	1996

ALL-TIME ALPHABETICAL ROSTER

Biddle, Taye	WR	11	Mississippi	2/0	2006
Black, Nathan	WR	18, 83	Northwestern State (LA)	5/0	2002
Blackburn, Chase	LB	93	Akron	19/9	2013-2014
Blackshear, Raheem	RB	20	Virginia Tech	13/1	2022
Blair, Marquise	S	27	Utah	3/0	2022
Blanchard, Matt	QB	5	Wisconsin-Whitewater	0/0	2014
Bohlinger, Rob	T	79	Wyoming	13/1	1998
Bolden, Juran	CB	43	Mississippi Delta	6/0	1998
Booth, Tony	DB	31	James Madison	0/0	1999-2000
Bond, Travis	T	74	North Carolina	2/0	2013
Bonnafon, Reggie	RB	39	Louisville	22/0	2019-2021
Bono, Steve	QB	12	UCLA	2/0	1999
Boston, Tre	S	33	North Carolina	74/48	2014-2016; 2019-2020
Bouye, A.J.	CB	24	Central Florida	10/7	2021
Bozeman, Bradley	C	56	Alabama	17/11	2022
Bradberry, James	CB	24	Samford	60/60	2016-2019
Brady, Jeff	LB	52	Kentucky	16/16	1999
Branch, Colin	S	28	Stanford	48/19	2003-2006
Brayton, Tyler	DE	96	Colorado	46/45	2008-2010
Brewer, Dewell	RB	26	Oklahoma	0/0	1995
Bridges, Jeremy	T/G	73, 72	Southern Mississippi	43/28	2006-2008; 2012
Bridgewater, Teddy	QB	5	Louisville	15/15	2020
Bright, Anthony	WR	81	Valencia CC	1/0	2002
Brockel, Richie	TE/FB	47	Boise State	49/2	2011-2015
Brockermeyer, Blake	T	78	Texas	58/55	1995-1998
Broughton, Luther	TE	84, 49, 80	Furman	31/4	1997-1998; 2001
Broussard, Jamall	WR	85	San Jose State	8/0	2004
Brown, Andre	RB	24	North Carolina State	0/0	2010
Brown, Corey	WR	16, 10	Ohio State	43/22	2014-2016
Brown, Dee	RB	22	Syracuse	14/3	2002
Brown, Deonte	G	77	Alabama	3/0	2021
Brown, Derrick	DT	95	Auburn	49/46	2020-2022
Brown, Everette	DE	91	Florida State	28/3	2009-2010
Brown, Spencer	RB	33	Alabama-Birmingham	6/0	2021-2022
Brown, Tony	DT	97	Memphis	1/0	2006
Browning, Bryant	G	60	Ohio State	1/0	2011
Brzezinski, Doug	G	79	Boston College	9/8	2003-2004
Buckner, Brentson	DT	99	Clemson	71/65	2001-2005
Burke, Paul	TE	84	Idaho	0/0	1996
Burks, Dialleo	WR	19, 89	Eastern Kentucky	1/0	1999-2000
Burns, Brian	DE	53	Florida State	51/64	2019-2022
Burris, Juston	S	31	North Carolina State	23/28	2020-2022
Burton, Antwon	DT	78	Temple	2/0	2009
Burton, Shane	DT	98	Tennessee	32/8	2002-2003
Butcher, Paul	LB	53	Wayne State	16/0	1995
Butker, Harrison	K	7	Georgia Tech	0/0	2017
Butler, Darius	CB	27	Connecticut	13/6	2011
Butler, Rashad	T	79	Miami (FL)	0/0	2006
Butler, Vernon	DT	92	Louisiana Tech	52/5	2016-2019
By'nof'e, Butler	CB	33	Ohio State	7/0	1995
Byers, Jeff	C/G	62	Southern California	22/7	2011-2013
Byndom, Carrington	CB	37	Texas	3/0	2014
Byrd, Damiere	WR	18	South Carolina	17/3	2016-2018
Byrd, Jairus	S	31	Oregon	12/0	2017
Byrd, Isaac	WR	82	Kansas	43/12	2000-2002
Byrd, LaRon	WR	86	Miami (FL)	0/0	2016
Byrum, Dion	CB	27	Ohio University	3/0	2006
C					
Caldwell, Mike	LB	59	Middle Tennessee State	9/0	2003
Cadet, Travaris	RB	38	Appalachian State	1/0	2018
Campbell, Bruce	T	73	Maryland	5/0	2012-2013
Campbell, D.J.	S	26	California	5/4	2012

ALL-TIME ALPHABETICAL ROSTER

Campbell, Mathew	TE/T/G	87, 66	South Carolina	69/58	1995-2000
Cannon, Trenton	RB	36	Virginia State	14/0	2020
Cantwell, Hunter	QB	14	Louisville	0/0	2009
Carr, David	QB	8	Fresno State	6/4	2007
Carrie, T.J.	CB	27	Ohio	7/0	2022
Carrier, Mark	WR	83	Nicholls State	57/36	1995-1998
Carruth, Rae	WR	84, 89	Colorado	22/20	1997-1999
Carstens, Jordan	DT	67	Iowa State	29/16	2004-2006
Carter, Drew	WR	18	Ohio State	33/9	2004-2007
Carter, Jason	WR	11	Texas A&M	0/0	2007-2008
Carter Jr., Jermaine	LB	56, 4	Maryland	65/30	2018-2021
Carter, Todd	K	5	Grand Valley State	1/0	2010
Cash, Jeremy	LB	57	Duke	9/0	2016-2017
Cason, Antoine	CB	20	Arizona	12/11	2014
Catanzaro, Chandler	K	4	Clemson	4/0	2018
Chandler, Jeff	K	5	Florida	2/0	2004
Chandler, Nate	DT/T/G	78	UCLA	37/19	2012-2015
Chandler, Sean	S	34	Temple	32/7	2020-2022
Charlton, Joseph	P	3	South Carolina	21/0	2020-2021
Chester, Larry	DT	64	Temple	11/5	2001
Childress, O.J.	LB	58	Clemson	0/0	2000
Childs, Jason	T	76	North Dakota	0/0	1995
Chinn, Jeremy	LB	21	Southern Illinois	42/42	2020-2022
Christensen, Brady	T	70	BYU	33/23	2021-2022
Christian, Bob	FB	44	Northwestern	14/12	1995-1996
Ciurciu, Vinny	LB	50, 54	Boston College	49/5	2003-2006
Clark, Chris	OL	74	Southern Mississippi	15/13	2018
Clausen, Jimmy	QB	2, 7	Notre Dame	13/10	2010-2013
Clay, Kaelin	WR	12	Utah	9/2	2017
Clowney, David	WR	87	Virginia Tech	10/0	2010
Cockrell, Ross	CB	47	Duke	14/11	2018-2019
Colbert, Keary	WR	83	Southern California	55/42	2004-2007
Cole, Colin	DT	91	Iowa	33/23	2013-2015
Cole, Matt	WR	85	McKendree	1/0	2021
Coleman, Kurt	S	20	Ohio State	42/42	2015-2017
Collins, Kerry	QB	12	Penn State	45/42	1995-1998
Colston, Tim	DT	92	Kansas State	2/0	1996
Conner, Darion	LB	56	Jackson State	16/16	1995
Connor, Dan	LB	57, 55	Penn State	47/19	2008-2011; 2013
Considine, Sean	S	37	Iowa	4/0	2011
Cooper, Deke	S	35	Notre Dame	26/15	2002; 2007
Cooper, Jarrod	S	40	Kansas State	40/0	2001-2004
Cooper, Pharoh	WR	14	South Carolina	16/1	2020
Cook, Toi	CB	41	Stanford	31/2	1996-1997
Corbett, Austin	G	63	Nevada	17/17	2022
Corral, Matt	QB	9	Mississippi	0/0	2022
Cota, Chad	S	37	Oregon	48/18	1995-1997
Cotchery, Jerricho	WR	82	North Carolina State	29/16	2014-2015
Cousin, Terry	CB	21	South Carolina	29/29	2002-2003
Cox, Jr., Bryan	DE	91	Florida	19/0	2017-2019
Cox, Demetrious	S	36	Michigan State	4/0	2017
Craig, Dameyune	QB	16, 2	Auburn	6/0	1998-2001
Cramer, Casey	FB	49	Dartmouth	7/1	2004-2005
Crawford, Casey	TE	84	Virginia	11/1	2000-2001
Culberson, Quinton	LB	56	Mississippi State	5/0	2009
Cunningham, Richie	K	3	SW Louisiana	7/0	1999-2000
Curry, Donte	LB	96, 55	Morris Brown	20/0	2007-2008
D					
Daley, Dennis	G	65	South Carolina	34/21	2019-2021
Daniel, Robert	DE	72	Northwestern State (LA)	0/0	1999-2000
Darnold, Sam	QB	14	Southern California	18/17	2021-2022
Davids-Garrido, Norberto	G	76	Southern California	59/39	1996-1999
Davis, C.J.	G	71	Pittsburgh	7/0	2009-2010

ALL-TIME ALPHABETICAL ROSTER

Davis, Eric	CB	25	Jacksonville State	78/78	1996-2000
Davis, Josh	WR	16	Marshall	0/0	2007
Davis, Mike	RB	27, 28	South Carolina	20/12	2019-2020
Davis, Rod	LB	57	Southern Mississippi	1/0	2006
Davis, Stephen	RB	48	Auburn	29/27	2003-2005
Davis, Thomas	S/LB	47, 58	Georgia	164/146	2005-2018
DeCoud, Thomas	S	21	California	15/11	2014
Delaire, Ryan	DE	91	Towson	15/0	2015-2016
Delhomme, Jake	QB	17	Louisiana-Lafayette	91/90	2003-2009
Deloatch, Curtis	CB	41	North Carolina A&T	6/0	2007
Dendy, Patrick	CB	29	Rice	7/1	2007
Dennis, Mark	T	62, 74	Illinois	28/17	1995-1996
Dexter, James	G	64	South Carolina	9/2	2000
Dickson, Ed	TE	84	Oregon	64/41	2014-2017
Diggs, Na'il	LB	53	Ohio State	61/46	2006-2009
Dixon, Travell	S	30	Washington	1/0	2016
Dingle, Antonio	DT	74	Virginia	3/0	1999-2000
Dockery, James	CB	31	Oregon State	19/2	2012-2014
Donnalley, Kevin	G	65	North Carolina	38/38	2001-2003
Dortch, Greg	WR	14	Wake Forest	2/0	2019
Douglas, Rasul	CB	24	West Virginia	14/11	2020
Doss, Lorenzo	CB	31	Tulane	2/0	2018
Draft, Chris	LB	52	Stanford	32/19	2005-2006
Draper, Shawn	TE	49	Alabama	0/0	2002
Duckett, Damane	DT	63	East Carolina	2/0	2004
Duckworth, Tim	G	78	Auburn	5/0	2010
Dulaney, Mike	FB	34	North Carolina	8/0	1998
Dyson, Kevin	WR	85	Utah	1/0	2003
E					
Ealy, Kony	DE	94	Missouri	47/15	2014-2016
Eason, Jacob	QB	16	Washington	1/0	2022
Edwards, Antonio	DE	96	Valdosta State	14/7	1999
Edwards, Armanti	WR	10, 14	Appalachian State	39/0	2010-2013
Edwards, Dwan	DT	92	Oregon State	53/17	2012-2015
Edwards, Lavar	DE	93	Louisiana State	5/0	2016
Edwards, Lachlan	P	10	Sam Houston State	10/0	2021
Edwards, Ron	DT	96	Texas A&M	11/11	2011-2012
Ekwonu, Ikem	T	79	NC State	17/17	2022
Elder, Corn	CB	35, 29	Miami (FL)	30/1	2017-2020
Elflein, Pat	G/C	60	Ohio State	15/15	2021-2022
Elliott, Javien	CB	23	Florida State	16/3	2019
Elliott, Matt	G	52	Michigan	47/32	1995-1997
Ellis, Elbert	WR	89	Pittsburgh	0/0	1995
Ellison, Atiyyah	DT	98	Missouri	0/0	2005
Erickson, Alex	WR	13	Wisconsin	17/0	2021
Erving, Cameron	T	75	Florida State	20/9	2021-2022
Evans, Doug	CB	33	Louisiana Tech	57/55	1998-2001
F					
Fair, Terry	CB	28	Tennessee	3/0	2002
Farkas, Kevin	T	70	Appalachian State	0/0	1995
Farley, Scott	S	38	Williams (MA)	0/0	2005
Faryniarz, Brett	LB	55	San Diego State	15/1	1995
Fasani, Randy	QB	12	Stanford	4/1	2002
Fatafehi, Mario	DT	92	Kansas State	6/0	2002
Fauria, Christian	TE	86	Colorado	15/4	2007
Favors, Greg	LB	53	Mississippi State	16/12	2003
Feely, A.J.	QB	11	Oregon	0/0	2009
Felton, Jerome	FB	45	Furman	9/1	2011
Ferrario, Bill	G	64	Wisconsin	0/0	2004
Fiammetta, Tony	FB	42	Syracuse	24/11	2009-2010
Fields, Jeff	DT	97	Arkansas State	2/0	1995
Fields, Mark	LB	58	Washington State	29/25	2002-2004
Fields, Ronald	DT	91	Mississippi State	6/0	2011

ALL-TIME ALPHABETICAL ROSTER

Finnegan, Cortland	CB	26	Samford	5/0	2015
Fletcher, Derrick	G	74	Baylor	5/0	2002
Florence, Drayton	CB	29	Tuskegee	14/5	2013
Floyd, William	FB	40	Florida State	42/37	1998-2000
Folkerts, Brian	C	64	Washburn	26/0	2013-2014
Fordham, Todd	T	78	Florida State	47/8	2004-2006
Foreman, D'Onta	RB	33	Texas	17/9	2022
Foster, DeShaun	RB	20, 26	UCLA	63/40	2002-2007
Foucault, David	T	63	Montreal	5/1	2014-2015
Fountaine, Jamal	LB	50	Washington	0/0	1995
Fox, Mike	DE	93	West Virginia	54/43	1995-1998
Fox, Morgan	DE	91	Colorado State-Pueblo	17/9	2021
France, Dan	T	71, 78	Michigan State	0/0	2016-2017
Franklin, Brad	CB	36	Louisiana-Lafayette	0/0	2002
Franklin Jr., Sam	S	42	Temple	47/5	2020-2022
Frazier, Mose	WR	14	Memphis	2/0	2017-2018
Freeman, Royce	RB	32	Oregon	8/0	2021
Fua, Sione	DT/G	94, 72	Stanford	27/12	2011-2013
Fuller, Curtis	S	23	Texas Christian	6/0	2004
Funchess, Devin	WR	17	Michigan	47/28	2015-2018
G					
Gachkar, Andrew	LB	57	Missouri	6/0	2017
Gaines, Michael	TE	84	Central Florida	42/21	2004-2006
Gaither, Omar	LB	59	Tennessee	10/4	2011
Gamble, Chris	CB	20	Ohio State	123/117	2004-2012
Gano, Graham	K	9	Florida State	98/0	2012-2019
Garcia, Frank	G/C	65	Washington	91/84	1995-2000
Gardner, Rod	WR	87	Clemson	11/0	2005
Gaskins, Percell	LB	55	Kansas State	12/0	1997
Gaulden, Rashaan	S	28	Tennessee	24/0	2018-2019
Gavazda, Jason	TE	49	Kent State	0/0	2000
Gaydosh, Linden	DT	61	Calgary	0/0	2013
Gettis, David	WR	12	Baylor	17/13	2010-2012
Gibson, Gary	DT	91	Rutgers	12/0	2007-2008
Gilbert, Garrett	QB	4, 3	SMU	1/0	2017-2018
Gilbert, Sean	DE/DT	94	Pittsburgh	64/56	1998-2002
Gilmore, Stephon	CB	9	South Carolina	8/3	2021
Ginn, Jr., Ted	WR	19	Ohio State	47/23	2013; 2015-2016
Godfrey, Charles	S/CB	30	Iowa	82/75	2008-2014
Goings, Nick	FB	37	Pittsburgh	105/13	2001-2008
Gonzalez, Zane	K	5	Arizona State	12/0	2021-2022
Goodson, Mike	RB	33	Texas A&M	28/3	2009-2011
Gordon, Dillon	OL	66	LSU	0/0	2019
Gradkowski, Gino	C	66	Delaware	10/3	2016
Graham, Derrick	T	74	Appalachian State	11/7	1995
Graham, Shayne	K	11	Virginia Tech	11/0	2002
Grant, Deon	S	27	Tennessee	48/48	2001-2003
Gray, Derwin	S	44	Brigham Young	3/0	1998
Greeley, Bucky	C	60	Penn State	6/0	1996-1998
Green, Brandon	OL	75	Alabama	0/0	2019
Green, Ray	S	29	South Carolina	16/0	2000
Green, TJ	S	36	Clemson	1/0	2019
Green, Tyrone	G	69	Auburn	0/0	2015
Green, Willie	WR	86	Mississippi	31/17	1995-1996
Greene, Kevin	LB	91	Auburn	47/47	1996, 1998-1999
Greene, Scott	FB	43	Michigan State	24/14	1996-1997
Grier, Will	QB	3	West Virginia	2/2	2019
Griffin, Michael	S	22	Texas	13/6	2016
Griffith, Howard	FB	30	Illinois	31/21	1995-1996
Grigsby, Otis	DE	76	Kentucky	4/0	2007
Gross, Jordan	T	69	Utah	167/167	2003-2013
Gross-Matos, Yetur	DE	97	Penn State	43/26	2020-2022
Guliford, Eric	WR	84	Arizona State	14/9	1995

ALL-TIME ALPHABETICAL ROSTER

Gunter, LaDarius	CB	23	Miami (FL)	4/0	2017
H					
Hackett, D.J.	WR	18	Colorado	9/2	2008
Hajrullahu, Lirim	K	3	Western Ontario (Can.)	4/0	2021
Hall, Daeshon	DE	94	Texas A&M	1/0	2017
Haller, Alan	CB	24	Michigan State	2/0	1995
Hambrick, Darren	LB	59	South Carolina	9/8	2001
Hamilton, Woodrow	DT	78	Mississippi	5/0	2019-2020
Hampton, William	CB	31	Murray State	9/0	2003-2004
Hangartner, Geoff	C/G	63	Texas A&M	90/57	2005-2008; 2011-2012; 2013
Hankton, Karl	WR	14, 88	Trinity College (IL)	104/1	2000-2006
Harbaugh, Jim	QB	5	Michigan	0/0	2001
Hardy, Greg	DE	76	Mississippi	63/40	2010-2014
Hardy, Jermaine	S	29	Virginia	3/0	2005
Harper, Deveron	CB	28	Notre Dame	24/1	2000-2001
Harper, Madre	CB	36	Southern Illinois	3/0	2021
Harper, Roman	S	41	Alabama	32/32	2014-2015
Harris, Chris	S	43	Louisiana-Monroe	44/44	2007-2009
Harris, Joey	RB	25	Purdue	4/0	2004
Harris, Nic	LB	59	Oklahoma	15/4	2010
Harris, Ra'Shon	DT	77	Oregon	2/0	2009
Hartssock, Ben	TE	84	Ohio State	43/9	2011-2013
Hartsfield, Myles	DB	38	Mississippi	41/19	2020-2022
Hartwig, Justin	C	75	Kansas	17/16	2006-2007
Hasselbeck, Tim	QB	7	Boston College	0/0	2002
Hawkes, Michael	LB	59	Virginia Tech	3/0	2000-2001
Hawkins, Artrell	CB	27	Cincinnati	14/4	2004
Hawkins, Donald	T	78	Texas	7/0	2016
Hawkins, Josh	CB	23	East Carolina	5/0	2018
Hayden, Nick	DT	78, 98	Wisconsin	26/13	2008-2010
Haye, Jovan	DE	92	Vanderbilt	2/0	2005
Hayes, Brandon	T/G	67	Central State	7/0	1996
Hayes, Donald	WR	88, 81	Wisconsin	51/31	1998-2001
Hayes, Tae	CB	32	Appalachian State	5/0	2022
Haynes, Alex	RB	24	Central Florida	10/0	2007
Haynes Sr., Marquis	DE	98	Mississippi	64/1	2018-2021
Hearn, Taylor	T	62	Clemson	4/0	2018
Heinicke, Taylor	QB	6	Old Dominion	7/1	2018
Heinrich, Keith	TE	80	Sam Houston State	4/0	2002
Hekker, Johnny	P	10	Oregon State	17/0	2022
Hemsley, Nate	LB	54	Syracuse	9/3	2001
Henderson, CJ	CB	15, 24	Florida	27/15	2021-2022
Herron, Frank	DE	69	Louisiana State	1/0	2021
Hetherington, Chris	FB	44	Yale	46/6	1999-2001
Hicks, Hayworth	G	75	Iowa State	0/0	2012
Hicks, Skip	RB	42	UCLA	0/0	2002
Higgins, Rashard	WR	17	Colorado State	3/0	2022
Hilbert, Jon	PK	5	Louisville	1/0	2002
Hill, Efrem	WR	5	Samford	0/0	2005
Hill, Stephen	WR	87	Georgia Tech	0/0	2015
Hill, Travis	LB	59	Nebraska	3/0	1995
Hines, Jermale	S	36	Ohio State	5/0	2011
Hitchcock, Jimmy	CB	37	North Carolina	32/9	2000-2001
Hixon, Domenik	WR	87	Akron	15/0	2013
Hoard, Leroy	RB	33	Michigan	3/0	1996
Hodge, Abdul	LB	56	Iowa	5/0	2010
Hogan, Brandon	CB	21	West Virginia	3/0	2011-2012
Hogan, Chris	WR	15	Monmouth	7/1	2019
Hogue, Doug	LB	55	Syracuse	9/0	2012
Holmberg, Rob	LB	58	Penn State	1/0	2001
Hood, Elijah	RB	30	North Carolina	0/0	2018
Hood, Kerry	WR	10	South Carolina	0/0	2000

ALL-TIME ALPHABETICAL ROSTER

Hoover, Brad	RB/FB	45	Western Carolina	152/93	2000-2009
Horn, Jaycee	CB	8	South Carolina	16/16	2021-2022
Horton, Mike	G	66	Auburn	3/0	2021
Horton, Wes	DE	96	Southern California	83/38	2013-2018; 2019
Hoskins, Phil	DT	71	Kentucky	8/0	2021-2022
Howard, Reggie	CB	42, 23	Memphis State	47/29	2000-2003; 2006
Hubbard, Chuba	RB	30	Oklahoma State	32/12	2021-2022
Hudson, Marcus	S	25	North Carolina State	14/0	2010
Hughes, Kevin	T	72	Southeastern Louisiana	0/0	2014
Humphrey, Deon	LB	58	Florida State	3/0	2000
Huntley, Richard	RB	34	Winston-Salem State	14/9	2001

I

Iddings, Drew	DT	79	South Dakota	0/0	2017
Ioannidis, Matt	DT	99	Temple	13/13	2022
Irvin, Bruce	DE	55	West Virginia	13/12	2019
Irvin, Corvey	DT	60, 93	Georgia	2/0	2009-2010
Ismail, Raghbi	WR	81	Notre Dame	42/22	1996-1998
Ivy, Mortty	LB	54	West Virginia	0/0	2009
Iyiegbuniwe, Joel	LB	52	Western Kentucky	7/0	2022

J

Jackson, Brad	LB	50	Cincinnati	11/0	2002
Jackson, Donte	CB	26	Louisiana State	64/60	2018-2022
Jackson, Eddie	CB	34	Arkansas	10/0	2004
Jackson, Rashawn	FB	38	Virginia	2/1	2010
Jackson, Steven	RB	48	Clemson	0/0	2006
Jacobs, Ben	LB	53	Fresno State	68/0	2013-2015; 2016-2018

Jacquet, Nate	WR	17	San Diego State	0/0	2002
Jamerson, Natrell	CB	30	Wisconsin	9/0	2019-2020
James, Jenó	T/G	78	Auburn	55/28	2000-2003
Jamison, Brandon	LB	57	West Georgia	19/0	2006-2007
Jansen, JJ	LS	44	Notre Dame	226/0	2009-2022
Janus, Paul	C	74	Northwestern	5/1	1998
Jarrett, Dwayne	WR	80	Southern California	32/3	2007-2010
Jeffers, Patrick	WR	83	Virginia	24/10	1999-2001
Jenkins, Kris	DT	77	Maryland	85/79	2001-2007
Jensen, Jerry	LB	53	Washington	10/0	1998-1999
Jeter, Tommy	DE	97	Texas	1/0	1996
Johnson, Anthony	RB	23	Notre Dame	71/20	1995-1999
Johnson, Charles	DE	95	Georgia	143/114	2007-2017
Johnson, Charles	WR	12	Grand Valley State	0/0	2017
Johnson, Darryl	DE	92	North Carolina A&T	3/0	2021
Johnson, Devon	FB	47	Marshall	0/0	2016
Johnson, Ed	DT	99	Penn State	12/6	2010
Johnson, Keyshawn	WR	19	Southern California	16/16	2006
Johnson, Landon	LB	54, 59	Purdue	25/3	2008-2009
Johnson, Leonard	CB	23	Iowa State	10/0	2016
Johnston, Clay	LB	57	Baylor	8/0	2020-2021
Jones, Clarence	T	75	Maryland	27/27	1999-2000
Jones, Colin	S	42	Texas Christian	114/14	2012-2019
Jones, DaQuan	DT	90	Penn State	17/17	2021
Jones, Dontá	LB	54	Nebraska	16/0	1999
Jones, Ernest	LB	59	Oregon	20/0	1998-1999
Jones, Kobe	DE	91	Mississippi State	1/0	2022
Jones, Mark	WR	84	Tennessee	16/0	2008
Jones, Reggie	WR	81	Louisiana State	1/0	1995
Jordan, Michael	G	73	Ohio State	12/11	2021
Jordan, Omari	DT	91	Buffalo	5/0	2004
Jordan, Leander	G	76	Indiana (PA)	13/5	2001-2002

K

Kaaya, Brad	QB	8	Miami (FL)	0/0	2017
Kadela, Dave	T	61	Virginia Tech	1/0	2004-2006

ALL-TIME ALPHABETICAL ROSTER

Kalil, Matt	T	75	Southern California	16/16	2017-2018
Kalil, Ryan	C	65, 67	Southern California	148/145	2007-2017
Kamara, Azur	DE	54	Kansas	0/0	2021
Kasay, John	K	4	Georgia	221/0	1995-2010
Kaskey, Matt	T	63	Dartmouth	1/0	2019-2020
Kearse, Frank	DT	99	Alabama A&M	14/8	2011-2012
Keiser, Thomas	DE	98	Stanford	12/0	2011-2012
Kemoeatu, Maake	DT	99	Utah	46/40	2006-2009
Kerr, Zach	DT	92	Delaware	13/4	2020
Killings, Cedric	DT	91	Carson-Newman	4/0	2001
Kinchen, Brian	TE	88	Louisiana State	32/0	1999-2000
King, Jeff	TE	87, 47	Virginia Tech	76/62	2006-2010
King, Sean	DE	96	NE Louisiana	39/2	1995-1998
King, Tavarres	WR	12	Georgia	0/0	2013
Kirkwood, Keith	WR	18	Temple	4/0	2020-2021
Klein, A.J.	LB	56	Iowa State	60/23	2013-2016
Kragen, Greg	NT	71	Utah State	48/46	1995-1997
Kubiak, Jim	QB	9	Navy	0/0	1996
Kuechly, Luke	LB	59	Boston College	118/118	2012-2019
Kugbila, Edmund	G	71	Valdosta State	0/0	2013-2014
Kunaszyk, Jordan	LB	43	California	9/0	2019
Kunalic, Adi	K	5	Nebraska	0/0	2011
Kyle, Jason	LS	56	Arizona State	128/0	2001-2008
L					
Lacina, Corbin	G	64	Augustana	10/10	1998
LaFell, Brandon	WR	11	Louisiana State	60/36	2010-2013
Landri, Derek	DT	61	Notre Dame	16/16	2009-2010
Lane, Fred	RB	32	Lane College	42/23	1997-1999
Larkin, Austin	DE	96	Purdue	9/0	2020-2021
Larsen, Tyler	C	69	Utah State	68/18	2016-2020
Lathon, Lamar	LB	57	Houston	48/48	1995-1998
Ledford, Dwayne	G	74	East Carolina	0/0	2001
Lee, Andy	P	8	Pittsburgh	9/0	2016
LeFors, Stefan	QB	3	Louisville	0/0	2005
Leonard, Louis	DT	94	Fresno State	4/1	2009-2010
Lester, Robert	S	38	Alabama	13/4	2013-2014
Lewis, Damione	DT	92	Miami (FL)	62/36	2006-2009
Lewis, Keith	S	39	Oregon	0/0	2009
Lewis, Jeff	QB	8	Northern Arizona	7/0	1999-2000
Little, Greg	T	74	Mississippi	14/6	2019-2020
Littleton, Cory	LB	55	Washington	15/7	2022
Lloyd, Greg	LB	95	Fort Valley State	16/14	1998
Lloyd, Rhys	K	5, 8	Minnesota	48/0	2007-2009, 2010
Lofton, Steve	CB	27, 29	Texas A&M	36/12	1995-96; 1998-99
Lotulelei, Star	DT	98	Utah	76/75	2013-2017
Love, Kyle	DT	61, 93, 77	Mississippi State	72/7	2014-15; 2016-19
Love, Sean	G	79	Penn State	11/1	1995
Lucas, Al	DT	71	Troy State	20/0	2000-2001
Lucas, Ken	CB	23, 21	Mississippi	60/59	2005-2008
Luke, Cole	CB	32	Notre Dame	8/0	2017-2019
Luvu, Frankie	LB	49	Washington State	31/18	2021-2022
Lundblade, Brad	C	64	Oklahoma State	1/0	2019
Lytile, Matt	QB	9	Pittsburgh	3/1	2000-2001
M					
Mahon, Brendan	G	63	Penn State	4/0	2018
Mangum, Kris	TE	86	Mississippi	126/61	1997-2006
Manhertz, Chris	TE	82	Canisius	67/26	2016-2020
Manning, Jr., Ricky	CB	24	UCLA	48/26	2003-2005
Manuel, Marquand	S	36	Florida	16/2	2007
Mare, Olindo	K	10	Syracuse	16/0	2011
Marlowe, Dean	S	29	James Madison	5/0	2015-2016
Marrow, Mitch	DL	68	Pennsylvania	0/0	1998

ALL-TIME ALPHABETICAL ROSTER

Marshall, Richard	CB	31	Fresno State	80/46	2006-2010
Marshall Jr. Terrace	WR	88	Louisiana State	27/12	2021-2022
Martin, Charly	WR	83	West Texas A&M	8/0	2009-2010
Martin, Emerson	G	78	Hampton (VA)	2/1	1995
Martin, Kamal	LB	47	Minnesota	6/1	2021
Martin, Sherrod	S	23	Troy	59/36	2009-2012
Mathis, Evan	G	71	Alabama	25/15	2005-2007
Mathews, Kevin	C	60	Texas A&M	0/0	2014
Matthews, Shane	QB	9	Florida	0/0	1997-1998
Maumau, Viliami	DT	79	Colorado	1/0	1999
Maxie, Brett	S	39	Texas Southern	29/29	1995-1996
Mayfield, Baker	QB	6	Oklahoma	7/6	2022
Mayo, David	LB	55	Texas State	59/4	2015-2018
Mays, Cade	OL	64	Tennessee	11/2	2022
McCadam, Kevin	S	25	Virginia Tech	16/0	2006
McCaffrey, Christian	RB	22	Stanford	64/58	2017-2022
McClain, Robert	CB	36, 27	Connecticut	30/8	2010; 2015-2016
McClain, Terrell	DT	97	South Florida	12/12	2011
McCall, Marquan	DT	78	Kentucky	16/0	2022
McCloud, Ray-Ray	WR	14	Clemson	6/0	2019
McClover, Stanley	DE	74	Auburn	13/0	2006-2007
McCown, Josh	QB	12	Sam Houston State	3/0	2008-2009
McCoy, Gerald	DT	93	Oklahoma	16/16	2019
McCree, Marlon	S	27	Kentucky	16/15	2005
McDaniel, Emmanuel	CB	26, 25	East Carolina	18/5	1996; 2002
McDowell, Bubba	S	25	Miami (FL)	16/3	1995
McGee, Stacy	DE	91	Oklahoma	4/0	2019
McGill, Lenny	CB	22	Arizona State	10/0	1998
McGhin, Garrett	T	76	East Carolina	2/0	2019
McKinley, Alvin	DT	99	Mississippi State	7/0	2000-2001
McKyer, Tim	CB	22	Texas-Arlington	16/16	1995
McNutt, Marvin	WR	15	Iowa	1/0	2013
Means, Natrone	RB	20	North Carolina	1/0	2000
Medlock, Justin	K	6	UCLA	10/0	2012
Melvin, Rashaan	CB	29	Northern Illinois	10/3	2021
Metcalfe, Eric	WR	82	Texas	16/1	1999
Metzelaars, Pete	TE	88	Wabash	14/14	1995
Michel, Marken	WR	83	Massachusetts	2/0	2020
Mikell, Quintin	S	27	Boise State	14/12	2013
Miller, Christian	DE	50	Alabama	7/0	2019
Miller, Horace	LB	55	Texas-El Paso	0/0	2014
Miller, John	G	67	Louisville	24/24	2020-2021
Miller, Les	DE	69	Fort Hays State	45/19	1996-1998
Mills, Ernie	WR	89	Florida	10/5	1997
Mills, Sam	LB	51	Montclair State	48/48	1995-1997
Milem, John	DE	91	Lenoir-Rhyne	2/0	2001
Miley, Arthur	DE	71	Southern	0/0	2015
Minor, Kory	LB	52, 59	Notre Dame	30/2	1999-2002
Minter, Mike	S	30	Nebraska	148/141	1997-2006
Mitchell, Jeff	C	60	Florida	78/78	2001-2005
Mitchell, Mike	S	21	Ohio	15/14	2013
Moncrief, Donte	WR	19	Mississippi	3/0	2019
Montgomery, Joe	RB	33	Ohio State	3/0	2002
Montgomery, Will	G	66	Virginia Tech	6/4	2006
Moore, Casey	FB	33	Stanford	0/0	2003
Moore, D.J.	CB	20	Vanderbilt	2/0	2013
Moore, Derrick	RB	20	Northeastern State	13/10	1995
Moore, DJ	WR	12, 2	Maryland	80/73	2018-2022
Moore, Kenny	WR	81	Wake Forest	12/1	2008-2009
Moore, Matt	QB	3	Oregon State	22/13	2007-2010
Moore, Zach	DE	77	Concordia-St. Paul	0/0	2017
Moorehead, Kindal	DT	94	Alabama	75/13	2003-2007
Morris, Chris	C	63	Michigan State	4/0	2010
Morabito, Tim	DT	95, 90	Boston College	48/37	1997-2000

ALL-TIME ALPHABETICAL ROSTER

Morgan, Dan	LB	55	Miami	59/59	2001-2007
Morton, Christian	CB	35	Illinois	7/2	2006
Mosby, Arron	LB	46	Fresno State	3/0	2022
Moton, Taylor	T	72	Western Michigan	98/82	2017-2022
Muhammad, Muhsin	WR	87	Michigan State	155/141	1996-2004, 2008-2009
Mullen, Roderick	DB	28	Grambling State	15/0	1999
Munnerlyn, Captain	CB	41	South Carolina	107/55	2009-2013, 2017-2018
Murphy, Louis	WR	83	Florida	16/5	2012
N					
Naanee, Legedu	WR	17	Boise State	15/10	2011
Nakamura, Haruki	S	43	Cincinnati	13/13	2012
Navies, Hannibal	LB	53	Colorado	39/15	1999-2002
Neblett, Andre	DT	68	Temple	30/7	2010-2012
Nedney, Joe	PK	6	San Jose State	12/0	2000
Nelson, Bruce	C	72	Iowa	15/1	2003-2004
Nelson, Jonathan	S	37	Oklahoma	2/1	2011
Nesbit, Jamar	C/G	63	South Carolina	53/45	1999-2002
Ness, Nate	CB	40	Arizona	0/0	2012
Newhouse, Marshall	T	71	Texas Christian	11/2	2018
Newton, Cam J.	QB	1	Auburn	133/129	2011-19; 2021
Newton, Cam L.	S	29	Furman	0/0	2006
Newton, Nate	G	73	Florida A&M	7/0	1999
Nixon, Daviyon	DT	94	Iowa	14/0	2021-2022
Norman, Josh	CB	24, 6	Coastal Carolina	55/39	2012-2015 2022
Norris, Jared	LB	52	Utah	28/0	2016-2018
Nortman, Brad	P	8	Wisconsin	64/0	2012-2015
Norwell, Andrew	G	68	Ohio State	55/54	2014-2017
Norwood, Eric	DE	92	South Carolina	28/0	2010-2011
Norwood, Kevin	WR	81	Alabama	1/0	2015
Null, Keith	QB	9	West Texas A&M	0/0	2010
Nunley, Jeremy	DE	99	Alabama	0/0	1995
Nwagbuo, Ogemdi	DT	78	Michigan State	4/1	2011
O					
Obada, Efe	DE	94	none	42/1	2018-2020
O'Brien, Kitt	T	77	Ball State	0/0	2019
Ogbonnaya, Chris	RB	26	Texas	5/0	2014
Oher, Michael	T	73	Mississippi	19/19	2015-2016
Okung, Russell	T	76	Oklahoma State	7/7	2020
Oliver, Winslow	RB	20	New Mexico State	38/0	1996-1998
Olsen, Greg	TE	88	Miami (FL)	133/123	2011-2019
Olson, Drew	QB	9	UCLA	0/0	2007
Onatolu, Kenny	LB	56	Nebraska-Omaha	4/0	2012
Omiyale, Frank	T	76	Tennessee Tech	10/1	2007-2008
Orr, Chris	LB	45	Wisconsin	3/0	2020
Otah, Jeff	T	79	Pittsburgh	29/29	2008-2011
P					
Palardy, Michael	P	5	Tennessee	55/0	2016-2019
Paradis, Matt	C	61	Boise State	41/41	2019-2021
Parker, Aaron	WR	19	Rhode Island	1/0	2021
Parker, Billy	S	27	William and Mary	0/0	2005
Parker, J'Vonne	DT	98	Rutgers	1/0	2008
Parker, Ron	CB	25	Newberry College (SC)	3/0	2012
Parms, Damian	S	45	Florida Atlantic	0/0	2018-2019
Paysinger, Spencer	LB	56	Oregon	3/0	2017
Peete, Rodney	QB	9	Southern California	16/15	2002-2004
Peppers, Julius	DE	90	North Carolina	138/125	2002-2009; 2017-2018
Peter, Jason	DE	97	Nebraska	38/20	1998-2001
Peters, Scott	G	64	Arizona State	0/0	2006

ALL-TIME ALPHABETICAL ROSTER

Peterson, Andrew	G	60	Washington	4/2	1995
Petitti, Rob	T	64	Pittsburgh	5/0	2009, 2010
Phenix, Perry	S	20	So. Mississippi	2/0	2001
Phillion, Ed	NT	90	Ferris State	0/0	1996
Phillips, Jason	LB	53	Texas Christian	20/2	2011-2012
Philyaw, Dino	RB	34, 32	Oregon	10/0	1995-1996
Pieri, Damon	S	29, 27	San Diego State	32/1	1995-1997
Pike, Tony	QB	16	Cincinnati	1/0	2010
Pilares, Kealoha	WR	81	Hawaii	20/0	2011-2013
Pineiro Eddy	K	4	Florida	17/0	2022
Pinkney, Cleveland	DT	62	South Carolina	2/0	2004
Pittman, Kavika	DE	92	McNeese State	2/0	2003-2004
Poe, Dontari	DT	95	Memphis	27/26	2018-2019
Pollak, Mike	G	74	Arizona State	1/0	2012
Poole, Tauren	RB	33, 27	Tennessee	1/0	2012; 2014
Poole, Tyrone	CB	38	Fort Valley State	47/44	1995-1997
Posey, Jeff	LB	90	Southern Mississippi	4/0	2001
Presley, De'Andre	WR	10	Appalachian State	4/0	2014
Pressley, DeMario	DT	61	North Carolina State	1/0	2011
Price, Shawn	DE	92	Pacific	16/0	1995
Pride Jr., Troy	CB	25	Notre Dame	14/8	2020-21
Proehl, Ricky	WR	81	Wake Forest	48/5	2003-2005
Pugh, Jordan	S	29	Texas A&M	27/3	2010-2011

R

Rasby, Walter	TE	89, 88	Wake Forest	39/5	1995-1997
Rasmussen, Kemp	DE	97	Indiana	50/0	2002-2005
Raybon, Israel	DE	92	North Alabama	9/0	1997
Reaves, Darrin	RB	36	Alabama-Birmingham	6/1	2014
Reddick, Haason	OLB	43	Temple	16/16	2021
Reddick, Kevin	LB	52	North Carolina	3/0	2014
Redmon, Anthony	G	61	Auburn	25/19	1998-1999
Reed, Chris	OL	64	Minn. St.-Mankato	17/14	2019-2020
Reed, Michael	CB	45, 31	Boston College	3/0	1995-1996
Regis, Micanor	DT	72	Miami (FL)	0/0	2014
Reich, Frank	QB	14	Maryland	3/3	1995
Reid, Eric	S	25	Louisiana State	29/29	2018-2019
Reid, Spencer	LB	54	Brigham Young	16/0	1998
Remmers, Mike	T	74	Oregon State	37/37	2014-2016
Reyes, Tutan	T/G	76	Mississippi	30/28	2002-2005
Ricci, Giovanni	FB/TE	45	Western Michigan	31/4	2021-2022
Richardson, Damien	S	39	Arizona State	77/10	1998-2004
Rigsbee, Jordan	T	64	California	0/0	2016
Roberts, Andre	WR	18	The Citadel	3/0	2022
Roberts, Seth	WR	15	West Alabama	7/1	2020
Robertson, Jamal	RB	22	Ohio Northern	12/0	2004-2005
Robinson, Corey	T	77	South Carolina	2/0	2018
Robinson, Duke	G	72	Oklahoma	0/0	2009-2010
Robinson, Eugene	S	41	Colgate	16/16	2000
Robinson, Kenny	S	27	West Virginia	19/1	2020-2021
Robinson, Ryne	WR	10	Miami (OH)	16/0	2007-2008
Rodenhauser, Mark	C	63	Illinois State	48/0	1995-1997
Rosario, Dante	TE	88	Oregon	62/22	2007-2010
Ross, Fred	WR	2	Mississippi State	0/0	2017
Ross, Micah	WR	11	Jacksonville	10/0	2004
Roy, Bravvion	DT	93	Baylor	45/15	2020-2022
Royal, Andre	LB	58	Alabama	44/13	1995-1997
Rucker, Mike	DE	93	Nebraska	139/106	1999-2007
Russell, Anderson	S	40	Ohio State	3/0	2012
Rutherford, Rod	QB	12	Pittsburgh	0/0	2004

S

Saleh, Tarek	LB	94, 92	Wisconsin	14/1	1997-1998
Salley, Nate	S	33, 25	Ohio State	24/0	2006-2008

ALL-TIME ALPHABETICAL ROSTER

Samuel, Curtis	WR	10	Ohio State	53/32	2017-2020
Samp, Chris	WR	85	Winona State	0/0	2006
Sanchez, Zack	CB	31	Oklahoma	5/1	2016
Santoso, Ryan	K	9	Minnesota	1/0	2021
Sasa, Don	DE	98	Washington State	2/0	1997-1998
Saunders, C.J.	WR	15, 81	Ohio State	2/0	2021
Sauerbrun, Todd	P	10	West Virginia	64/0	2001-2004
Scarlett, Jordan	RB	20	Florida	9/0	2019
Schofield, Michael	T	75	Michigan	11/3	2020
Schwartz, Geoff	T/G	74	Oregon	32/19	2009-2011
Scifres, Steve	G	72	Wyoming	1/0	1998
Scott, Chris	G	75, 79	Tennessee	43/12	2013-2016
Scott, Trent	T	68	Grambling State	28/9	2020-2021
Scurlock, Mike	S	38	Arizona	14/0	1999
Seals, Ray	DE	99	none	14/7	1997
Searcy, Da'Norris	S	21	North Carolina	2/2	2018
Seidman, Mike	TE	82	UCLA	43/15	2003-2006
Selvie, George	DE	90	South Florida	4/0	2011
Senn, Jordan	LB	57	Portland State	66/7	2009-2013
Senters, Mike	CB	47	Northwestern	0/0	1995
Seward, Adam	LB	59	UNLV	40/2	2005-2008
Seymour, Kevon	CB	27	Southern California	16/2	2017-2018
Shaw, Tim	LB	97	Penn State	14/0	2007
Shelton, Eric	RB	35, 32	Louisville	9/0	2005-2006
Shenault Jr., Laviska	WR	15	Colorado	13/4	2022
Shepard, Russell	WR	19	Louisiana State	15/3	2017
Shirley, Jason	DT	71	Fresno State	4/0	2011
Shiver, Clay	G	60	Florida State	0/0	1999
Shockey, Jeremy	TE	80	Miami (FL)	15/13	2011
Short, Brandon	LB	53	Penn State	32/17	2004-2005
Short, Kawann	DT	99	Purdue	99/76	2013-2020
Siglar, Ricky	T	75	San Jose State	1/0	1998
Silatolu, Amini	G/T	61, 66, 65	Midwestern State	54/37	2012-2015; 2017-2018
Simmons, Terrance	DT	59	Alabama State	2/0	2002
Simonson, Scott	TE	80	Assumption	14/1	2015-2017
Skrepenak, Greg	G	75	Michigan	32/32	1996-1997
Slade, Chris	DE	50	Virginia	15/0	2001
Slye, Joey	K	4	Virginia Tech	32/0	2019-2020
Smart, Rod	RB	32	Western Kentucky	47/0	2002-2005
Smith, Andre	LB	57	North Carolina	19/0	2018-2019
Smith, Armond	RB	36	Union College (KY)	9/0	2012-2013
Smith, Brandon	LB	40	Penn State	12/1	2022
Smith, Chuck	DE	91	Tennessee	2/2	2000
Smith, D.J.	LB	52	Appalachian State	1/0	2014
Smith, Fernando	DE	71	Jackson State	0/0	2002
Smith, Kelvin	LB	56, 46	Syracuse	3/0	2009
Smith, Lamar	RB	26	Houston	11/11	2002
Smith, Marquette	RB	22	Central Florida	0/0	1996-1997
Smith, Rod	CB	21, 31	Notre Dame	46/10	1995-1998
Smith, Rodney	RB	35, 20	Minnesota	9/1	2020-2021
Smith, Shi	WR	12	South Carolina	23/6	2021-2022
Smith, Steve	WR	89	Utah	182/161	2001-2013
Smith, Tony	RB	28	Southern Miss	0/0	1995
Smith, Torrey	WR	11	Maryland	11/6	2018
Snead IV, Willie	WR	83	Ball State	2/0	2021
Soliai, Paul	DT	90	Utah	10/1	2016
Southward, Dezmen	S	37	Wisconsin	1/0	2017
St. Pierre, Brian	QB	6	Boston College	1/1	2010
Stanford, Julian	LB	50	Wagner	33/0	2020-2021
Stanford, R.J.	CB	35, 25	Utah	12/0	2010-2011
Stark, Rohn	P	3	Florida State	16/0	1996
Stevens, Tommy	QB	15	Mississippi State	1/0	2020
Steussie, Todd	T	75	California	48/48	2001-2003

ALL-TIME ALPHABETICAL ROSTER

Stewart, Jonathan	RB	28	Oregon	131/64	2008-2017
Stewart, Todd	T	70	California	0/0	1997
Stoltenberg, Bryan	C/G	67	Colorado	38/18	1998-2000
Stone, Dwight	WR	80	Middle Tennessee State	64/0	1995-1998
Strait, Derrick	CB	22	Oklahoma	2/0	2006
Stuber, Tim	G	62	Colorado State	0/0	2002
Sullivan, Stephen	TE	84	Louisiana State	17/0	2021-2022
Sutter, Ryan	S	35	Colorado	1/0	1998
Sutton, Tyrell	RB	22	Northwestern	16/1	2009-2010
Swann, Eric	DT	98	none	16/3	2000
Swift, Michael	CB	26	Austin Peay State	15/0	1998-1999

T

Tatum, Kinnon	LB	50	Notre Dame	31/0	1997-1998
Taves, Josh	DE	91	Northeastern	5/0	2002
Taylor (formerly Glanton), Adarius	LB	57	Florida Atlantic	23/4	2014-2020
Taylor, Hilee	DE	66, 97	North Carolina	16/0	2008-2010
Taylor Jr. Keith	CB	28	Washington	34/5	2021-2022
Taylor, Travis	WR	19	Florida	0/0	2007
Teal, Quinton	S	28, 26	Coastal Carolina	44/4	2007-2009
Tecklenburg, Sam	C	71, 68	Baylor	17/1	2020-2021
Teeter, Mike	DT	91	Michigan	0/0	1995
Terrell, Pat	S	40	Notre Dame	48/34	1995-1997
Terry, Chris	T	70	Georgia	57/57	1999-2002
Terry, Rick	DT/DE	71	North Carolina	15/3	1998-1999
Testaverde, Vinny	QB	16	Miami (FL)	7/6	2007
Theus, John	T	74	Georgia	0/0	2017
Thomas, Blair	RB	31	Penn State	7/0	1995
Thomas, Devin	WR	80	Michigan State	1/0	2010
Thomas, Hollis	DT	75	Northern Illinois	13/13	2009
Thomas, Ian	TE	80	Indiana	82/47	2018-2022
Thomas, Josh	CB	22	Buffalo	38/10	2011-2013
Thomas, Mark	DE	95	North Carolina State	22/0	1995-1996
Thomas-Oliver, Stantley	CB	23	Florida International	25/0	2020-2022
Thompson, Colin	TE	86	Temple	26/6	2020-2021
Thompson, Shaq	LB	54, 7	Washington	117/106	2015-2022
Tillman, Charles	CB	31	Louisiana-Lafayette	12/12	2015
Tillman, Lawyer	TE	85	Auburn	5/0	1995
Tillman, Travares	S	42	Georgia Tech	13/1	2003-2004
Tolbert, Mike	FB	35	Coastal Carolina	72/29	2012-2016
Tolhurst, Ryan	WR	3	Richmond	0/0	2002
Tovar, Steve	LB	55	Ohio State	16/6	1999
Towns, Lester	LB	57	Washington	55/30	2000-2003
Tremble, Tommy	TE	82	Notre Dame	33/15	2021-2022
Trudeau, Jack	QB	10	Illinois	1/0	1995
Tuaolo, Esera	DT	98	Oregon State	12/0	1999
Tucker, Syii	TE	89	Miami	0/0	1996
Tufts, Sean	LB	57	Colorado	15/0	2004-2005
Tuioti-Mariner, Jacob	LB	48	UCLA	0/0	2021
Turnbull, Renaldo	LB	97	West Virginia	16/2	1997
Turner, Nate	FB	32	Nebraska	2/0	1995
Turner, Jim	WR	15, 80	Syracuse	0/0	1998-2001
Turner, Trai	G	70	Louisiana State	84/80	2014-2019
Tuten, Melvin	T	73	Syracuse	32/8	2000-2003
Tyler, Tank	DT	93	North Carolina State	6/0	2009
Tylski, Rich	G	65	Utah State	16/1	2004

U

Uwaezuoke, Iheanyi	WR	89	California	11/2	2000
--------------------	----	----	------------	------	------

V

Vaeao, Destiny	Dt	75	Washington State	0/0	2019
Van Roten, Greg	G/C	73	Penn	37/27	2017-2019
Vaughan, Josh	RB	32	Richmond	10/0	2010-2011
Veland, Tony	S	36	Nebraska	15/5	1998

ALL-TIME ALPHABETICAL ROSTER

Velasco, Fernando	G/C	75, 61	Georgia	23/8	2014-2015
Villa, Danny	LS	72	Arizona State	7/0	1998
Vincent, Keydrick	G	68	Mississippi	30/30	2008-2009
W					
Wahle, Mike	G	68	Navy	45/45	2005-2007
Walker, Darwin	DT	93	Tennessee	10/2	2008
Walker, PJ	QB	6, 11	Temple	15/7	2020-2022
Wallace, Al	DE	96	Maryland	80/10	2002-2006
Walls, Wesley	TE	85	Mississippi	98/96	1996-2002
Walter, Ken	P	13	Kent State	64/0	1997-2000
Washington, TJ	T	62	Virginia Tech	0/0	2001
Weatherly, Stephen	DE	91	Vanderbilt	9/9	2020
Webb, Joe	QB	14	Alabama-Birmingham	37/0	2014-2016
Webb, R.J.	WR	17	Furman	0/0	2013
Webster, Larry	DE	75	Bloomsburg	1/0	2016
Wegher, Brandon	RB	32	Morningside College	1/0	2015
Weinke, Chris	QB	16	Florida State	27/19	2001-2006
Wells, Dean	LB	95	Kentucky	45/27	1999-2001
Wells, Reggie	T	78	Clarion (PA)	5/0	2011
Wendell, Ryan	C	62	Fresno State	1/0	2016
Wesley, Dante	CB	29, 21, 23	Arkansas-Pine Bluff	91/2	2002-2005; 2007-2009
Wharton, Travelle	T/G	70	South Carolina	115/111	2004-2011; 2013
Wheeler, Leonard	CB	37	Troy State	16/0	1998-1999
White, DeAndrew	WR	16	Alabama	10/0	2019
White, Melvin	CB	23	Louisiana-Lafayette	30/17	2013-2014
White, Reggie	DE	92	Tennessee	16/16	2000
Whitehead, Tahir	LB	52	Temple	14/9	2020
Whitley, Curtis	C	64	Clemson	27/24	1995-1996
Whitley, James	S	35	Michigan	0/0	2004
Whittaker, Fozzy	RB	43	Texas	53/2	2014-2018
Wiggins, Brian	WR	16, 84	Texas Southern	0/0	1995
Wiggins, Jermaine	TE	84	Georgia	27/12	2002-2003
Wilds, Garnell	CB	38	Virginia Tech	3/0	2005
Wiley, Chuck	DE	99	Louisiana State	16/16	1998-1999
Williams, Brandon	TE	86	Oregon	25/0	2013-2015
Williams, Daryl	T	60	Oklahoma	56/41	2015-2019
Williams, DeAngelo	RB	34	Memphis	117/82	2006-2014
Williams, Garry	T/G	65	Kentucky	41/21	2009-2014
Williams, Gerald	DE	98	Auburn	37/35	1995-1997
Williams, Jamar	LB	53	Arizona State	3/0	2010
Williams, Jason	LB	54	Western Illinois	45/4	2010-2011; 2012; 2013-2014
Williams, Jay	DE	96	Wake Forest	32/27	2000-2001
Williams, Louis	G	66	Louisiana State	2/0	2001-2002
Williams, Preston	WR	85	Colorado State	1/0	2022
Williams, Shaun	S	36	UCLA	12/12	2006
Williams, Teddy	CB	21	Texas-San Antonio	19/0	2015-2017
Williams, Thomas	LB	94, 56	Southern California	7/2	2010-2011
Williams, Zack	C/G	64	Washington State	1/0	2011-2012
Willig, Matt	T	71	Southern California	29/9	2003-2004
Wilson, C.J.	S/CB	27	Baylor	23/0	2007-2010
Wilson, Damien	LB	57	Minnesota	17/5	2022
Wilson, Gillis	DE	60, 92	Southern	5/0	2000-2001
Wilson, Jamie	T	73	Marshall	0/0	1997
Wilson, Kion	LB	91	South Florida	5/0	2011
Wilson, Ramik	LB	52	Georgia	0/0	2019
Winslow, Ryan	P	10	Pittsburgh	2/0	2021
Witherspoon, Will	LB	54	Georgia	62/55	2002-2005
Witzmann, Bryan	T	76	South Dakota State	2/0	2019
Woodall, Lee	LB	54	West Chester	16/16	2000
Woods, Xavier	S	25	Louisiana Tech	15/15	2022
Wooten, Chandler	LB	50	Auburn	9/0	2022

ALL-TIME ALPHABETICAL ROSTER

Workman, Vince	RB	34	Ohio State	9/0	1995
Worley, Daryl	CB	26	West Virginia	31/25	2016-2017
Wright, Derek	WR	83	Utah State	0/0	2022
Wright, Jarius	WR	13	Arkansas	32/15	2018-2019
Wright, Wallace	WR	15	North Carolina	0/0	2010
Y					
Yankey, David	G	61	Stanford	6/0	2016-2017
Yeboah-Kodie, Phil	LB	59	Penn State	0/0	1995
Young, Lou	CB	22, 25	Georgia Tech	6/0	2015-2016
Young, Walter	WR	83	Illinois	7/0	2003
Z					
Zgonina, Jeff	NT	90	Purdue	2/0	1995
Ziemba, Lee	T	75	Auburn	6/0	2011-2012
Zordich, Michael	FB	39	Penn State	0/0	2013
Zylstra, Brandon	WR	11, 16	Concordia	37/5	2019-2021

For inclusion, a player must be on the active 53-man roster for a minimum of one game or on IR for a minimum of six games

ALL-TIME NUMERICAL ROSTER

	NAME	POS	SCHOOL	GP/GS	YEARS
1	Newton, Cam J.	QB	Auburn	133/129	2011-2019; 2021
2	Ross, Fred	WR	Mississippi State	0/0	2017
	Craig, Dameyune	QB	Auburn	6/0	1998-2001
	Clausen, Jimmy	QB	Notre Dame	13/10	2010-2013
	Moore, DJ	WR	Maryland	80/73	2018-2022
3	Anderson, Derek	QB	Oregon State	25/4	2011-2017
	Anderson, Chosen	WR	Temple	39/37	2020-2022
	Charlton, Joseph	P	South Carolina	21/0	2020-2021
	Cunningham, Richie	K	SW Louisiana	7/0	1999-2000
	Hajrullahu, Lirim	K	Western Ontario (Can.)	4/0	2021
	LeFors, Stefan	QB	Louisville	0/0	2005
	Moore, Matt	QB	Oregon State	22/13	2007-2010
	Stark, Rohn	P	Florida State	16/0	1996
	Tolhurst, Ryan	WR	Richmond	0/0	2002
	Grier, Will	QB	West Virginia	2/2	2019
	Gilbert, Garrett	QB	SMU	1/0	2017-2018
4	Carter Jr., Jermaine	LB	Maryland	65/30	2018-2021
	Catanzaro, Chandler	K	Clemson	4/0	2018
	Kasay, John	K	Georgia	221/0	1995-2010
	Pifeiro, Eddy	K	Florida	17/0	2022
	Slye, Joey	K	Virginia Tech	32/0	2019-2020
	Gilbert, Garrett	QB	SMU	1/0	2017-2018
5	Blanchard, Matt	QB	Wisconsin-Whitewater	0/0	2014
	Bridgewater, Teddy	QB	Louisville	15/15	2020
	Carter, Todd	K	Grand Valley State	1/0	2010
	Chandler, Jeff	K	Florida	2/0	2004
	Gonzalez, Zane	K	Arizona State	13/0	2021-2022
	Harbaugh, Jim	QB	Michigan	0/0	2001
	Hilbert, Jon	PK	Louisville	1/0	2002
	Hill, Efreem	WR	Samford	0/0	2005
	Kunalic, Adi	K	Nebraska	0/0	2011
	Palardy, Michael	P	Tennessee	55/0	2016-2019
	Lloyd, Rhys	K	Minnesota	48/0	2007-2009; 2010
6	Barnhardt, Tommy	P	North Carolina	16/0	1995
	Heinicke, Taylor	QB	Old Dominion	7/1	2018
	Mayfield, Baker	QB	Oklahoma	7/6	2022
	Medlock, Justin	K	UCLA	10/0	2012
	Nedney, Joe	PK	San Jose State	12/0	2000
	Norman, Josh	CB	Coastal Carolina	55/39	2012-2015; 2022
	St. Pierre, Brian	QB	Boston College	1/1	2010
	Walker, PJ	QB	Temple	9/2	2020-2021
7	Allen, Kyle	QB	Houston	15/13	2018-2019
	Baker, Jason	P	Iowa	112/0	2005-2011
	Beuerlein, Steve	QB	Notre Dame	59/51	1996-2000
	Butker, Harrison	K	Georgia Tech	0/0	2017
	Hasselbeck, Tim	QB	Boston College	0/0	2002
	Clausen, Jimmy	QB	Notre Dame	13/10	2010-2013
	Grier, Will	QB	West Virginia	2/2	2019-2020
	Thompson, Shaq	LB	Washington	117/106	2015-2022
8	Carr, David	QB	Fresno State	6/4	2007
	Horn, Jaycee	CB	South Carolina	16/16	2022
	Kaaya, Brad	QB	Miami (FL)	0/0	2017
	Lee, Andy	P	Pittsburgh	9/0	2016
	Lewis, Jeff	QB	Northern Arizona	7/0	1999-2000
	Nortman, Brad	P	Wisconsin	64/0	2012-2015
	Lloyd, Rhys	K	Minnesota	48/0	2007-2009; 2010
9	Corral, Matt	QB	Mississippi	0/0	2022
	Gano, Graham	K	Florida State	98/0	2012-2019
	Gilmore, Stephon	CB	South Carolina	8/3	2021
	Horn, Jaycee	CB	South Carolina	3/3	2021
	Kubiak, Jim	QB	Navy	0/0	1996
	Lytle, Matt	QB	Pittsburgh	3/1	2000-2001
	Matthews, Shane	QB	Florida	0/0	1997-1998
	Null, Keith	QB	West Texas A&M	0/0	2010
	Olson, Drew	QB	UCLA	0/0	2007
	Peete, Rodney	QB	Southern California	16/15	2002-2004
	Santoso, Ryan	K	Minnesota	1/0	2021
10	Edwards, Lachlan	P	Sam Houston State	10/0	2021
	Hekker, Johnny	P	Oregon State	17/0	2022
	Hood, Kerry	WR	South Carolina	0/0	2000
	Mare, Olindo	K	Syracuse	16/0	2011

ALL-TIME NUMERICAL ROSTER

	Presley, De'Andre	WR	Appalachian State	4/0	2014
	Robinson, Ryne	WR	Miami (OH)	16/0	2007-2008
	Samuel, Curtis	WR	Ohio State	53/32	2017-2020
	Sauerbrun, Todd	P	West Virginia	64/0	2001-2004
	Trudeau, Jack	QB	Illinois	1/0	1995
	Winslow, Ryan	P	Pittsburgh	2/0	2021
	Edwards, Armanti	WR	Appalachian State	39/0	2010-2013
	Brown, Corey	WR	Ohio State	43/22	2014-2016
11	Anderson, Chosen	WR	Temple	33/32	2020-2021
	Barker, Jay	QB	Alabama	0/0	1996
	Bersin, Brenton	WR	Wofford College	42/4	2014-2017
	Biddle, Taye	WR	Mississippi	2/0	2006
	Carter, Jason	WR	Texas A&M	0/0	2007-2008
	Feely, A.J.	QB	Oregon	0/0	2009
	Graham, Shayne	K	Virginia Tech	11/0	2002
	LaFell, Brandon	WR	Louisiana State	60/36	2010-2013
	Ross, Micah	WR	Jacksonville	10/0	2004
	Smith, Torrey	WR	Maryland	11/6	2018
	Walker, PJ	QB	Temple	15/7	2020-2022
	Zylstra, Brandon	WR	Concordia	8/0	2019
12	Bono, Steve	QB	UCLA	2/0	1999
	Clay, Kaelin	WR	Utah	9/2	2017
	Collins, Kerry	QB	Penn State	45/42	1995-1998
	Fasani, Randy	QB	Stanford	4/1	2002
	Gettis, David	WR	Baylor	17/13	2010-2012
	Johnson, Charles	WR	Grand Valley State	0/0	2017
	King, Tavarres	WR	Georgia	0/0	2013
	McCown, Josh	QB	Sam Houston State	3/0	2008-2009
	Moore, DJ	WR	Maryland	63/56	2018-2021
	Rutherford, Rod	QB	Pittsburgh	0/0	2004
	Smith, Shi	WR	South Carolina	2/6	2021-2022
13	Benjamin, Kelvin	WR	Florida State	40/36	2014-2017
	Erickson, Alex	WR	Wisconsin	17/0	2021
	Walter, Ken	P	Kent State	64/0	1997-2000
	Wright, Jarius	WR	Arkansas	32/15	2018-2019
14	Basanez, Brett	QB	Northwestern	1/0	2006-2007
	Cantwell, Hunter	QB	Louisville	0/0	2009
	Cooper, Pharoh	WR	South Carolina	16/1	2020
	Darnold, Sam	QB	Southern California	18/17	2021-2022
	Dortch, Greg	WR	Wake Forest	2/0	2019
	Frazier, Mose	WR	Memphis	2/0	2017-2018
	McCloud, Ray-Ray	WR	Clemson	6/0	2019
	Reich, Frank	QB	Maryland	3/3	1995
	Webb, Joe	QB	Alabama-Birmingham	37/0	2014-2016
	Edwards, Armanti	WR	Appalachian State	39/0	2010-2013
15	Hankton, Karl	WR	Trinity College (IL)	104/1	2000-2006
	Adams, Joe	WR	Arkansas	9/0	2012
	Henderson, CJ	CB	Florida	11/5	2021
	Hogan, Chris	WR	Monmouth	7/1	2019
	McNutt, Marvin	WR	Iowa	1/0	2013
	Roberts, Seth	WR	West Alabama	7/1	2020
	Saunders, C.J.	WR	Ohio State	2/0	2021
	Shenault, Laviska	WR	Colorado	13/4	2022
	Stevens, Tommy	QB	Mississippi State	1/0	2020
	Wright, Wallace	WR	North Carolina	0/0	2010
	Turner, Jim	WR	Syracuse	0/0	1998-2001
16	Davis, Josh	WR	Marshall	0/0	2007
	Eason, Jacob	QB	Washington	1/0	2022
	Pike, Tony	QB	Cincinnati	1/0	2010
	Testaverde, Vinny	QB	Miami (FL)	7/6	2007
	Weinke, Chris	QB	Florida State	27/19	2001-2006
	White, DeAndrew	WR	Alabama	10/0	2019
	Brown, Corey	WR	Ohio State	43/22	2014-2016
	Craig, Dameyune	QB	Auburn	6/0	1998-2001
	Wiggins, Brian	WR	Texas Southern	0/0	1995
	Zylstra, Brandon	WR	Concordia	37/5	2020-2021
17	Barkley, Matt	QB	Southern California	0/0	2021
	Delhomme, Jake	QB	Louisiana-Lafayette	91/90	2003-2009
	Funcsess, Devin	WR	Michigan	47/28	2015-2018
	Higgins, Rashard	WR	Colorado State	3/0	2022
	Jacquet, Nate	WR	San Diego State	0/0	2002

ALL-TIME NUMERICAL ROSTER

	Naanee, Legedu	WR	Boise State	15/10	2011
	Webb, R.J.	WR	Furman	0/0	2013
18	Byrd, Damiere	WR	South Carolina	17/3	2016-2018
	Carter, Drew	WR	Ohio State	33/9	2004-2007
	Hackett, D.J.	WR	Colorado	9/2	2008
	Kirkwood, Keith	WR	Temple	4/0	2020-2021
	Roberts, Andre	WR	The Citadel	3/0	2022
19	Ajirotutu, Seyi	WR	Fresno State	14/0	2011
	Ginn, Jr., Ted	WR	Ohio State	47/23	2013; 2015-2016
	Johnson, Keyshawn	WR	Southern California	16/16	2006
	Moncrief, Donte	WR	Mississippi	3/0	2019
	Parker, Aaron	WR	Rhode Island	1/0	2021
	Shepard, Russell	WR	Louisiana State	15/3	2017
	Taylor, Travis	WR	Florida	0/0	2007
	Burks, Dialleo	WR	Eastern Kentucky	1/0	1999-2000
20	Abdullah, Ameer	RB	Nebraska	11/1	2021
	Anderson, C.J.	RB	California	9/1	2018
	Blackshear, Raheem	RB	Virginia Tech	13/1	2022
	Cason, Antoine	CB	Arizona	12/11	2014
	Coleman, Kurt	S	Ohio State	42/42	2015-2017
	Gamble, Chris	CB	Ohio State	123/117	2004-2012
	Means, Natrone	RB	North Carolina	1/0	2000
	Moore, D.J.	CB	Vanderbilt	2/0	2013
	Moore, Derrick	RB	Northeastern State	13/10	1995
	Oliver, Winslow	RB	New Mexico State	38/0	1996-1998
	Phenix, Perry	S	So. Mississippi	2/0	2001
	Scarlett, Jordan	RB	Florida	9/0	2019
	Smith, Rodney	RB	Minnesota	9/1	2020-2021
	Foster, DeShaun	RB	UCLA	63/40	2002-2007
21	Alexander, Gerald	S	Boise State	2/0	2010
	Biakabutuka, Tshimanga	RB	Michigan	50/35	1996-2001
	Chinn, Jeremy	S	Southern Illinois	42/42	2020-2022
	Cousin, Terry	CB	South Carolina	29/29	2002-2003
	DeCoud, Thomas	S	California	15/11	2014
	Hogan, Brandon	CB	West Virginia	3/0	2011-2012
	Mitchell, Mike	S	Ohio	15/14	2013
	Searcy, Da'Norris	S	North Carolina	2/2	2018
	Williams, Teddy	CB	Texas-San Antonio	19/0	2015-2017
	Smith, Rod	CB	Notre Dame	46/10	1995-1998
	Lucas, Ken	CB	Mississippi	60/59	2005-2008
	Wesley, Dante	CB	Arkansas-Pine Bluff	91/2	2002-2005;
22	Brown, Dee	RB	Syracuse	14/3	2002
	Griffin, Michael	S	Texas	13/6	2016
	McCaffrey, Christian	RB	Stanford	64/58	2017-2022
	McGill, Lenny	CB	Arizona State	10/0	1998
	McKyer, Tim	CB	Texas-Arlington	16/16	1995
	Robertson, Jamal	RB	Ohio Northern	12/0	2004-2005
	Smith, Marquette	RB	Central Florida	0/0	1996-1997
	Strait, Derrick	CB	Oklahoma	2/0	2006
	Sutton, Tyrell	RB	Northwestern	16/1	2009-2010
	Thomas, Josh	CB	Buffalo	38/10	2011-2013
	Young, Lou	CB	Georgia Tech	6/0	2015-2016
23	Baldwin, Randy	RB	Mississippi	7/2	1995
	Elliott, Javien	CB	Florida State	16/3	2019
	Fuller, Curtis	S	Texas Christian	6/0	2004
	Gunter, LaDarius	CB	Miami (FL)	4/0	2017
	Hawkins, Josh	CB	East Carolina	5/0	2018
	Johnson, Anthony	RB	Notre Dame	71/20	1995-1999
	Johnson, Leonard	CB	Iowa State	10/0	2016
	Martin, Sherrrod	S	Troy	59/36	2009-2012
	Thomas-Oliver, Stantley	CB	Florida International	23/0	2020-2022
	White, Melvin	CB	Louisiana-Lafayette	30/17	2013-2014
	Lucas, Ken	CB	Mississippi	60/59	2005-2008
	Wesley, Dante	CB	Arkansas-Pine Bluff	91/2	2002-2005;
24	Abraham, Clifton	CB	Florida State	1/0	1997
	Bouye, A.J.	CB	Central Florida	10/7	2021
	Bradberry, James	CB	Samford	60/60	2016-2019
	Brown, Andre	RB	North Carolina State	0/0	2010
	Douglas, Rasul	CB	West Virginia	14/11	2020
	Haller, Alan	CB	Michigan State	2/0	1995
	Haynes, Alex	RB	Central Florida	10/0	2007

ALL-TIME NUMERICAL ROSTER

	Henderson, CJ	CB	Florida	27/15	2022
	Manning, Jr., Ricky	CB	UCLA	48/26	2003-2005
	Norman, Josh	CB	Coastal Carolina	53/38	2012-2015
	Bates, Michael	WR/RB	Arizona	76/0	1996-2000; 2002
25	Barner, Kenjon	RB	Oregon	12/0	2013; 2018
	Benwikere, Bené	CB	San Jose State	27/14	2014-2016
	Davis, Eric	CB	Jacksonville State	78/78	1996-2000
	Harris, Joey	RB	Purdue	4/0	2004
	Hudson, Marcus	S	North Carolina State	14/0	2010
	McCadam, Kevin	S	Virginia Tech	16/0	2006
	McDowell, Bubba	S	Miami (FL)	16/3	1995
	Parker, Ron	CB	Newberry College (SC)	3/0	2012
	Pride Jr., Troy	CB	Notre Dame	14/8	2020-2021
	Reid, Eric	S	Louisiana State	29/29	2018-2019
	Young, Lou	CB	Georgia Tech	6/0	2015-2016
	McDaniel, Emmanuel	CB	East Carolina	18/5	1996; 2002
	Salley, Nate	S	Ohio State	24/0	2006-2008
	Stanford, R.J.	CB	Utah	12/0	2010-2011
	Woods, Xavier	S	Louisiana Tech	15/15	2022
26	Brewer, Dewell	RB	Oklahoma	0/0	1995
	Campbell, D.J.	S	California	5/4	2012
	Finnegan, Cortland	CB	Samford	5/0	2015
	Jackson, Donte	CB	Louisiana State	64/60	2018-2022
	Ogbonnaya, Chris	RB	Texas	5/0	2014
	Smith, Lamar	RB	Houston	11/11	2002
	Swift, Michael	CB	Austin Peay State	15/0	1998-1999
	Worley, Daryl	CB	West Virginia	31/25	2016-2017
	Foster, DeShaun	RB	UCLA	63/40	2002-2007
	McDaniel, Emmanuel	CB	East Carolina	18/5	1996; 2002
	Teal, Quinton	S	Coastal Carolina	44/4	2007-2009
27	Blair, Marquise	S	Utah	3/0	2022
	Butler, Darius	CB	Connecticut	13/6	2011
	Byrum, Dion	CB	Ohio University	3/0	2006
	Carrie, T.J.	CB	Ohio	7/0	2022
	Grant, Deon	S	Tennessee	48/48	2001-2003
	Hawkins, Artrell	CB	Cincinnati	14/4	2004
	McCree, Marlon	S	Kentucky	16/15	2005
	Mikell, Quintin	S	Boise State	14/12	2013
	Parker, Billy	S	William and Mary	0/0	2005
	Robinson, Kenny	S	West Virginia	19/1	2020-2021
	Seymour, Kevon	CB	Southern California	16/2	2017-2018
	Wilson, C.J.	S/CB	Baylor	23/0	2007-2010
	Davis, Mike	RB	South Carolina	5/0	2019
	Lofton, Steve	CB	Texas A&M	36/12	1995-96, 1998-99
	Pieri, Damon	S	San Diego State	32/1	1995-1997
	Poole, Tauren	RB	Tennessee	1/0	2012; 2014
	McClain, Robert	CB	Connecticut	30/8	2010; 2015-2016
28	Branch, Colin	S	Stanford	48/19	2003-2006
	Fair, Terry	CB	Tennessee	3/0	2002
	Gaulden, Rashaan	S	Tennessee	24/0	2018-2019
	Harper, Deveron	CB	Notre Dame	24/1	2000-2001
	Mullen, Roderick	DB	Grambling State	15/0	1999
	Smith, Tony	RB	Southern Miss	0/0	1995
	Stewart, Jonathan	RB	Oregon	131/64	2008-2017
	Davis, Mike	RB	South Carolina	20/12	2019-2020
	Taylor Jr., Keith	CB	Washington	34/5	2021-2022
	Teal, Quinton	S	Coastal Carolina	44/4	2007-2009
29	Adams, Mike	S	Delaware	32/32	2017-2018
	Dendy, Patrick	CB	Rice	7/1	2007
	Elder, Corn	CB	Miami (Fla.)	16/1	2020
	Florence, Drayton	CB	Tuskegee	14/5	2013
	Green, Ray	S	South Carolina	16/0	2000
	Hardy, Jermaine	S	Virginia	3/0	2005
	Marlowe, Dean	S	James Madison	5/0	2015-2016
	Melvin, Rashaan	CB	Northern Illinois	10/3	2021
	Newton, Cam L.	S	Furman	0/0	2006
	Pugh, Jordan	S	Texas A&M	27/3	2010-2011
	Lofton, Steve	CB	Texas A&M	36/12	1995-96, 1998-99
	Wesley, Dante	CB	Arkansas-Pine Bluff	91/2	2002-2005;
	Pieri, Damon	S	San Diego State	32/1	1995-1997
30	Dixon, Travell	S	Washington	1/0	2016

ALL-TIME NUMERICAL ROSTER

	Godfrey, Charles	S/CB	Iowa	82/75	2008-2014
	Griffith, Howard	FB	Illinois	31/21	1995-1996
	Hood, Elijah	RB	North Carolina	0/0	2018
	Hubbard, Chuba	RB	Oklahoma State	32/12	2021-2022
	Jamerson, Natrell	CB	Wisconsin	9/0	2019-2020
31	Minter, Mike	S	Nebraska	148/141	1997-2006
	Booth, Tony	DB	James Madison	0/0	1999-2000
	Byrd, Jairus	S	Oregon	12/0	2017
	Burris, Justin	S	North Carolina State	28/23	2020-2022
	Dockery, James	CB	Oregon State	19/2	2012-2014
	Doss, Lorenzo	CB	Tulane	2/0	2018
	Hampton, William	CB	Murray State	9/0	2003-2004
	Hubbard, Chuba	RB	Oklahoma State	17/10	2021
	Marshall, Richard	CB	Fresno State	80/46	2006-2010
	Sanchez, Zack	CB	Oklahoma	5/1	2016
	Thomas, Blair	RB	Penn State	7/0	1995
	Tillman, Charles	CB	Louisiana-Lafayette	12/12	2015
	Smith, Rod	CB	Notre Dame	46/10	1995-1998
	Reed, Michael	CB	Boston College	3/0	1995-1996
32	Freeman, Royce	RB	Oregon	8/0	2021
	Hayes, Tae	CB	Appalachian State	5/0	2022
	Lane, Fred	RB	Lane College	42/23	1997-1999
	Luke, Cole	CB	Notre Dame	8/0	2017-19
	Smart, Rod	RB	Western Kentucky	47/0	2002-2005
	Turner, Nate	FB	Nebraska	2/0	1995
	Vaughan, Josh	RB	Richmond	10/0	2010-2011
	Wegher, Brandon	RB	Morningside College	1/0	2015
	Philyaw, Dino	RB	Oregon	10/0	1995-1996
	Shelton, Eric	RB	Louisville	9/0	2005-2006
33	Bashir, Idrees	S	Memphis	11/0	2005
	Boston, Tre	S	North Carolina	74/48	2014-2016; 2019-2020
	Brown, Spencer	RB	Alabama-Birmingham	1/0	2021
	By'not'e, Butler	CB	Ohio State	7/0	1995
	Evans, Doug	CB	Louisiana Tech	57/55	1998-2001
	Foreman, D'Onta	RB	Texas	17/9	2022
	Goodson, Mike	RB	Texas A&M	28/3	2009-2011
	Hoard, Leroy	RB	Michigan	3/0	1996
	Montgomery, Joe	RB	Ohio State	3/0	2002
	Moore, Casey	FB	Stanford	0/0	2003
	Salley, Nate	S	Ohio State	24/0	2006-2008
	Poole, Tauren	R	Tennessee	1/0	2012; 2014
34	Artis-Payne, Cameron	RB	Auburn	32/3	2015-2018
	Chandler, Sean	S	Temple	32/7	2020-2022
	Dulaney, Mike	FB	North Carolina	8/0	1998
	Huntley, Richard	RB	Winston-Salem State	14/9	2001
	Jackson, Eddie	CB	Arkansas	10/0	2004
	Williams, DeAngelo	RB	Memphis	117/82	2006-2014
	Workman, Vince	RB	Ohio State	9/0	1995
	Philyaw, Dino	RB	Oregon	10/0	1995-1996
	Howard, Reggie	CB	Memphis State	47/29	2000-2003; 2006
35	Cooper, Deke	S	Notre Dame	26/15	2002; 2007
	Elder, Corn	CB	Miami (FL)	14/0	2017-2019
	Morton, Christian	CB	Illinois	7/2	2006
	Smith, Rodney	RB	Minnesota	9/1	2020-2021
	Sutter, Ryan	S	Colorado	1/0	1998
	Tolbert, Mike	FB	Coastal Carolina	72/29	2012-2016
	Whitley, James	S	Michigan	0/0	2004
	Stanford, R.J.	CB	Utah	12/0	2010-2011
	Shelton, Eric	RB	Louisville	9/0	2005-2006
36	Ball, Marcus	CB	Memphis	1/0	2016
	Bennett, Brandon	RB	South Carolina	8/0	2004
	Cannon, Trenton	RB	Virginia State	14/0	2020
	Cox, Demetrious	S	Michigan State	4/0	2017
	Franklin, Brad	CB	Louisiana-Lafayette	0/0	2002
	Green, TJ	S	Clemson	1/0	2019
	Harper, Madre	CB	Southern Illinois	3/0	2021
	Hines, Jermale	S	Ohio State	5/0	2011
	Manuel, Marquand	S	Florida	16/2	2007
	Reaves, Darrin	RB	Alabama-Birmingham	6/1	2014
	Smith, Armond	RB	Union College (KY)	9/0	2012-2013
	Veland, Tony	S	Nebraska	15/5	1998

ALL-TIME NUMERICAL ROSTER

	Williams, Shaun	S	UCLA	12/12	2006
	McClain, Robert	CB	Connecticut	30/8	2010; 2015-2016
37	Byndom, Carrington	CB	Texas	3/0	2014
	Considine, Sean	S	Iowa	4/0	2011
	Cota, Chad	S	Oregon	48/18	1995-1997
	Goings, Nick	FB	Pittsburgh	105/13	2001-2008
	Hitchcock, Jimmy	CB	North Carolina	32/9	2000-2001
	Nelson, Jonathan	S	Oklahoma	2/1	2011
	Southward, Dezmen	S	Wisconsin	1/0	2017
	Wheeler, Leonard	CB	Troy State	16/0	1998-1999
38	Cadet, Travis	RB	Appalachian State	1/0	2018
	Farley, Scott	S	Williams (MA)	0/0	2005
	Hartsfield, Myles	CB	Mississippi	41/19	2020-2022
	Jackson, Rashawn	FB	Virginia	2/1	2010
	Lester, Robert	S	Alabama	13/4	2013-2014
	Poole, Tyrone	CB	Fort Valley State	47/44	1995-1997
	Scurlock, Mike	S	Arizona	14/0	1999
	Wilds, Garnell	CB	Virginia Tech	3/0	2005
39	Bonnafon, Reggie	RB	Louisville	22/0	2019-2021
	Lewis, Keith	S	Oregon	0/0	2009
	Maxie, Brett	S	Texas Southern	29/29	1995-1996
	Richardson, Damien	S	Arizona State	77/10	1998-2004
	Zordich, Michael	FB	Penn State	0/0	2013
40	Armah, Alex	FB	West Georgia	57/4	2017-2020
	Cooper, Jarrod	S	Kansas State	40/0	2001-2004
	Floyd, William	FB	Florida State	42/37	1998-2000
	Ness, Nate	CB	Arizona	0/0	2012
	Russell, Anderson	S	Ohio State	3/0	2012
	Smith, Brandon	LB	Penn State	12/1	2022
	Terrell, Pat	S	Notre Dame	48/34	1995-1997
41	Apple, Eli	CB	Ohio State	2/0	2020
	Brown, Spencer	RB	UAB	6/0	2022
	Cook, Toi	CB	Stanford	31/2	1996-1997
	Deloatch, Curtis	CB	North Carolina A&T	6/0	2007
	Harper, Roman	S	Alabama	32/32	2014-2015
	Munnerlyn, Captain	CB	South Carolina	107/55	2009-2013,
	Robinson, Eugene	S	Colgate	16/16	2000
42	Fiammetta, Tony	FB	Syracuse	24/11	2009-2010
	Franklin Jr., Sam	S	Temple	47/5	2020-2022
	Hicks, Skip	RB	UCLA	0/0	2002
	Jones, Colin	S	Texas Christian	114/14	2012-2019
	Tillman, Travares	S	Georgia Tech	13/1	2003-2004
	Howard, Reggie	CB	Memphis State	47/29	2000-2003; 2006
43	Bolden, Juran	CB	Mississippi Delta	6/0	1998
	Greene, Scott	FB	Michigan State	24/14	1996-1997
	Harris, Chris	S	Louisiana-Monroe	44/44	2007-2009
	Kunaszyk, Jordan	LB	California	9/0	2019
	Nakamura, Haruki	S	Cincinnati	13/13	2012
	Reddick, Haason	OLB	Temple	16/16	2021
	Whittaker, Fozzy	RB	Texas	53/2	2014-2018
44	Christian, Bob	FB	Northwestern	14/12	1995-1996
	Gray, Derwin	S	Brigham Young	3/0	1998
	Hetherington, Chris	FB	Yale	46/6	1999-2001
	Jansen, JJ	LS	Notre Dame	226/0	2009-2022
45	Felton, Jerome	FB	Furman	9/1	2011
	Hoover, Brad	RB/FB	Western Carolina	152/93	2000-2009
	Orr, Chris	LB	Wisconsin	3/0	2020
	Parms, Damian	S	Florida Atlantic	0/0	2018-2019
	Reed, Michael	CB	Boston College	3/0	1995-1996
	Ricci, Giovanni	FB	Western Michigan	31/4	2021-2022
46	Alexander, Brent	S	Tennessee State	32/32	1998-1999
	Anderson, Rashard	CB	Jackson State	27/9	2000-2001
	Barber, Kantroy	RB	West Virginia	0/0	1997
	Mosby, Arron	LB	Fresno State	3/0	2022
	Smith, Kelvin	LB	Syracuse	3/0	2009
47	Battaglia, Marco	TE	Rutgers	2/0	2003
	Brockel, Richie	TE/FB	Boise State	49/2	2011-2015
	Cockrell, Ross	CB	Duke	14/11	2018-2019
	Johnson, Devon	FB	Marshall	0/0	2016
	Johnston, Clay	LB	Baylor	2/0	2020
	Martin, Kamal	LB	Minnesota	6/1	2021

ALL-TIME NUMERICAL ROSTER

	Senters, Mike	CB	Northwestern	0/0	1995
	Davis, Thomas	S/LB	Georgia	164/146	2005-2018
	King, Jeff	TE	Virginia Tech	76/62	2006-2010
48	Aiken, Danny	LS	Virginia	0/0	2015
	Davis, Stephen	RB	Auburn	29/27	2003-2005
	Jackson, Steven	RB	Clemson	0/0	2006
	Tuioti-Mariner, Jacob	LB	UCLA	0/0	2021
49	Broughton, Luther	TE	Furman	31/4	1997-1998; 2001
	Cramer, Casey	FB	Dartmouth	7/1	2004-2005
	Draper, Shawn	TE	Alabama	0/0	2002
	Gavadza, Jason	TE	Kent State	0/0	2000
	Luvu, Frankie	LB	Washington State	31/18	2021-2022
50	Anderson, James	LB	Virginia Tech	94/53	2006-2012
	Ciurciu, Vinny	LB	Boston College	49/5	2003-2006
	Bickett, Duane	LB	Southern California	16/0	1996
	Fontaine, Jamal	LB	Washington	0/0	1995
	Jackson, Brad	LB	Cincinnati	11/0	2002
	Miller, Christian	DE	Alabama	7/0	2019
	Slade, Chris	DE	Virginia	15/0	2001
	Stanford, Julian	LB	Wagner	33/0	2020-2021
	Tatum, Kinnon	LB	Notre Dame	31/0	1997-1998
	Wooten, Chandler	LB	Auburn	9/0	2022
51	Mills, Sam	LB	Montclair State	48/48	1995-1997
52	Allen, Brian	LB	Florida State	44/9	2002-2004
	Beason, Jon	LB	Miami	72/71	2007-2013
	Brady, Jeff	LB	Kentucky	16/16	1999
	Draft, Chris	LB	Stanford	32/19	2005-2006
	Elliott, Matt	G	Michigan	47/32	1995-1997
	Iyieguniwe, Joel	LB	Western Kentucky	7/0	2022
	Minor, Kory	LB	Notre Dame	30/2	1999-2002
	Norris, Jared	LB	Utah	28/0	2016-2018
	Reddick, Kevin	LB	North Carolina	3/0	2014
	Smith, D.J.	LB	Appalachian State	1/0	2014
	Whitehead, Tahir	LB	Temple	14/9	2020
53	Wilson, Ramik	LB	Georgia	0/0	2019
	Burns, Brian	DE	Florida State	64/51	2019-2022
	Butcher, Paul	LB	Wayne State	16/0	1995
	Diggs, Na'il	LB	Ohio State	61/46	2006-2009
	Favors, Greg	LB	Mississippi State	16/12	2003
	Jacobs, Ben	LB	Fresno State	68/0	2013-2015;
	Jensen, Jerry	LB	Washington	10/0	1998-1999
	Navies, Hannibal	LB	Colorado	39/15	1999-2002
	Phillips, Jason	LB	Texas Christian	20/2	2011-2012
	Short, Brandon	LB	Penn State	32/17	2004-2005
	Williams, Jamar	LB	Arizona State	3/0	2010
54	Baker, Myron	LB	Louisiana Tech	18/0	1996-1997
	Bailey, Carlton	LB	North Carolina	40/28	1995-1997
	Hemsley, Nate	LB	Syracuse	9/3	2001
	Ivy, Mortty	LB	West Virginia	0/0	2009
	Jones, Dontá	LB	Nebraska	16/0	1999
	Kamara, Azur	LB	Kansas	0/0	2021
	Nixon, Daviyon	DT	Iowa	14/0	2022
	Reid, Spencer	LB	Brigham Young	16/0	1998
	Thompson, Shaq	LB	Washington	100/89	2015-2021
	Williams, Jason	LB	Western Illinois	45/4	2010-2011; 2012;
	Witherspoon, Will	LB	Georgia	62/55	2002-2005
	Woodall, Lee	LB	West Chester	16/16	2000
	Ciurciu, Vinny	LB	Boston College	49/5	2003-2006
55	Johnson, Landon	LB	Purdue	25/3	2008-2009
	Fayniarz, Brett	LB	San Diego State	15/1	1995
	Gaskins, Percell	LB	Kansas State	12/0	1997
	Hogue, Doug	LB	Syracuse	9/0	2012
	Irvin, Bruce	DE	West Virginia	13/12	2019
	Littleton, Cory	LB	Washington	15/7	2022
	Mayo, David	LB	Texas State	59/4	2015-2018
	Miller, Horace	LB	Texas-El Paso	0/0	2014
	Morgan, Dan	LB	Miami	59/59	2001-2007
	Tovar, Steve	LB	Ohio State	16/6	1999
	Connor, Dan	LB	Penn State	47/19	2008-2011; 2013
	Curry, Donte	LB	Morris Brown	20/0	2007-2008
56	Barrow, Micheal	LB	Miami (FL)	48/48	1997-1999

ALL-TIME NUMERICAL ROSTER

	Bozeman, Bradley	C	Alabama	17/11	2022
	Carter Jr., Jermaine	LB	Maryland	65/30	2018-2021
	Conner, Darion	LB	Jackson State	16/16	1995
	Culberson, Quinton	LB	Mississippi State	5/0	2009
	Hodge, Abdul	LB	Iowa	5/0	2010
	Klein, A.J.	LB	Iowa State	60/23	2013-2016
	Kyle, Jason	LS	Arizona State	128/0	2001-2008
	Onatolu, Kenny	LB	Nebraska-Omaha	4/0	2012
	Paysinger, Spencer	LB	Oregon	3/0	2017
	Baker, Myron	LB	Louisiana Tech	18/0	1996-1997
	Smith, Kelvin	LB	Syracuse	3/0	2009
	Williams, Thomas	LB	Southern California	7/2	2010-2011
57	Cash, Jeremy	LB	Duke	9/0	2016-2017
	Connor, Dan	LB	Penn State	47/19	2008-2011; 2013
	Davis, Rod	LB	Southern Mississippi	1/0	2006
	Gachkar, Andrew	LB	Missouri	6/0	2017
	Jamison, Brandon	LB	West Georgia	19/0	2006-2007
	Johnston, Clay	LB	Baylor	8/0	2020-2021
	Lathon, Lamar	LB	Houston	68/48	1995-1998
	Senn, Jordan	LB	Portland State	66/7	2009-2013
	Smith, Andre	LB	North Carolina	19/0	2018-2019
	Taylor (formerly Glanton), Adarius	LB	Florida Atlantic	23/4	2014;2020
	Towns, Lester	LB	Washington	55/30	2000-2003
	Tufts, Sean	LB	Colorado	15/0	2004-2005
	Wilson, Damien	LB	Minnesota	17/5	2022
58	Childress, O.J.	LB	Clemson	0/0	2000
	Fields, Mark	LB	Washington State	29/25	2002-2004
	Holmberg, Rob	LB	Penn State	1/0	2001
	Humphrey, Deon	LB	Florida State	3/0	2000
	Royal, Andre	LB	Alabama	44/13	1995-1997
	Davis, Thomas	S/LB	Georgia	164/146	2005-2018
59	Armstead, Jesse	LB	Miami (FL)	0/0	2004
	Caldwell, Mike	LB	Middle Tennessee State	9/0	2003
	Gaither, Omar	LB	Tennessee	10/4	2011
	Hambrick, Darren	LB	South Carolina	9/8	2001
	Harris, Nic	LB	Oklahoma	15/4	2010
	Hawkes, Michael	LB	Virginia Tech	3/0	2000-2001
	Hill, Travis	LB	Nebraska	3/0	1995
	Jones, Ernest	LB	Oregon	20/0	1998-1999
	Kuechly, Luke	LB	Boston College	118/118	2012-2019
	Seward, Adam	LB	UNLV	40/2	2005-2008
	Simmons, Terrance	DT	Alabama State	2/0	2002
	Yeboah-Kodie, Phil	LB	Penn State	0/0	1995
	Minor, Kory	LB	Notre Dame	30/2	1999-2002
	Johnson, Landon	LB	Purdue	25/3	2008-2009
60	Browning, Bryant	G	Ohio State	1/0	2011
	Elflein, Pat	G/C	Ohio State	15/15	2021-2022
	Greeley, Bucky	C	Penn State	6/0	1996-1998
	Matthews, Kevin	C	Texas A&M	0/0	2014
	Mitchell, Jeff	C	Florida	78/78	2001-2005
	Peterson, Andrew	G	Washington	4/2	1995
	Shiver, Clay	G	Florida State	0/0	1999
	Williams, Daryl	T	Oklahoma	56/41	2015-2019
	Wilson, Gillis	DE	Southern	5/0	2000-2001
	Irvin, Corvey	DT	Georgia	2/0	2009-2010
61	Gaydosh, Linden	DT	Calgary	0/0	2013
	Kadela, Dave	T	Virginia Tech	1/0	2004-2006
	Landri, Derek	DT	Notre Dame	16/16	2009-2010
	Paradis, Matt	C	Boise State	41/41	2019-2021
	Pressley, DeMario	DT	North Carolina State	1/0	2011
	Redmon, Anthony	G	Auburn	25/19	1998-1999
	Yankey, David	G	Stanford	6/0	2016-2017
	Silatolu, Amini	G/T	Midwestern State	54/37	2012-15, 2017-18
	Love, Kyle	DT	Mississippi State	72/7	2014-15; 2016-19
	Velasco, Fernando	G/C	Georgia	23/8	2014-2015
62	Byers, Jeff	C/G	Southern California	22/7	2011-2013
	Hearn, Taylor	T	Clemson	4/0	2018
	Pinkney, Cleveland	DT	South Carolina	2/0	2004
	Stuber, Tim	G	Colorado State	0/0	2002
	Washington, TJ	T	Virginia Tech	0/0	2001
	Wendell, Ryan	C	Fresno State	1/0	2016

ALL-TIME NUMERICAL ROSTER

63	Dennis, Mark	T	Illinois	28/17	1995-1996	
	Corbett, Austin	G	Nevada	17/17	2022	
	Duckett, Damane	DT	East Carolina	2/0	2004	
	Foucault, David	T	Montreal	5/1	2014-2015	
	Hangartner, Geoff	C/G	Texas A&M	90/57	2005-2008;	
	Kaskey, Matt	T	Dartmouth	1/0	2019-2020	
	Mahon, Brendan	G	Penn State	4/0	2018	
	Morris, Chris	C	Michigan State	4/0	2010	
	Nesbit, Jamar	C/G	South Carolina	53/45	1999-2002	
	Rodenhauser, Mark	C	Illinois State	48/0	1995-1997	
64	Chester, Larry	DT	Temple	11/5	2001	
	Dexter, James	G	South Carolina	9/2	2000	
	Ferrario, Bill	G	Wisconsin	0/0	2004	
	Folkerts, Brian	C	Washburn	26/0	2013-2014	
	Lacina, Corbin	G	Augustana	10/10	1998	
	Lundblade, Brad	C	Oklahoma State	1/0	2019	
	Mays, Cade	G	Tennessee	11/2	2022	
	Peters, Scott	G	Arizona State	0/0	2006	
	Petitti, Rob	T	Pittsburgh	5/0	2009, 2010	
	Reed, Chris	OL	Minn. St.-Mankato	17/14	2019-2020	
	Rigsbee, Jordan	T	California	0/0	2016	
	Whitley, Curtis	C	Clemson	27/24	1995-1996	
	Williams, Zack	C/G	Washington State	1/0	2011-2012	
	Alexikh, Chas	DT	Pittsburgh	0/0	2016	
65	Daley, Dennis	G	South Carolina	34/21	2019-2021	
	Donnalley, Kevin	G	North Carolina	38/38	2001-2003	
	Garcia, Frank	G/C	Washington	91/84	1995-2000	
	Tylski, Rich	G	Utah State	16/1	2004	
	Williams, Garry	T/G	Kentucky	41/21	2009-2014	
	Silatolu, Amini	G/T	Midwestern State	54/37	2012-15, 2017-18	
	Kalil, Ryan	C	Southern California	148/145	2007-2017	
	Bernadeau, Mackenzy	G	Bentley	47/20	2008-2011	
	Gordon, Dillon	OL	LSU	0/0	2019	
	Gradkowski, Gino	C	Delaware	10/3	2016	
66	Horton, Mike	G	Auburn	3/0	2021	
	Montgomery, Will	G	Virginia Tech	6/4	2006	
	Williams, Louis	G	Louisiana State	2/0	2001-2002	
	Silatolu, Amini	G/T	Midwestern State	54/37	2012-15, 2017-18	
	Taylor, Hilee	DE	North Carolina	16/0	2008-2010	
	Campbell, Mathew	TE/T/G	South Carolina	69/58	1995-2000	
	Carstens, Jordan	DT	Iowa State	29/16	2004-2006	
	Hayes, Brandon	T/G	Central State	7/0	1996	
	Miller, John	G	Louisville	24/24	2020-2021	
	Stoltenberg, Bryan	C/G	Colorado	38/18	1998-2000	
	Kalil, Ryan	C	Southern California	148/145	2007-2017	
	68	Marrow, Mitch	DL	Pennsylvania	0/0	1998
		Neblett, Andre	DT	Temple	30/7	2010-2012
		Norwell, Andrew	G	Ohio State	55/54	2014-2017
Scott, Trent		T	Grambling State	28/9	2020-2021	
Tecklenburg, Sam		C	Baylor	17/1	2020-2022	
Vincent, Keydrick		G	Mississippi	30/30	2008-2009	
Wahle, Mike		G	Navy	45/45	2005-2007	
69		Allen, Jared	DE	Idaho State	12/12	2015
		Green, Tyrone	G	Auburn	0/0	2015
		Gross, Jordan	T	Utah	167/167	2003-2013
	Herron, Frank	DE	Louisiana State	1/0	2021	
	Larsen, Tyler	C	Utah State	68/18	2016-2020	
	Miller, Les	DE	Fort Hays State	45/19	1996-1998	
70	Christensen, Brady	T	BYU	33/23	2022	
	Farkas, Kevin	T	Appalachian State	0/0	1995	
	Stewart, Todd	T	California	0/0	1997	
	Terry, Chris	T	Georgia	57/57	1999-2002	
	Turner, Trai	G	Louisiana State	84/80	2014-2019	
	Wharton, Travelle	T/G	South Carolina	115/111	2004-2011, 2013	
	Austin, Thomas	G	Clemson	4/1	2012	
	Davis, C.J.	G	Pittsburgh	7/0	2009-2010	
71	Hoskins, Phil	DT	Kentucky	8/0	2021-2022	
	Kragen, Greg	NT	Utah State	48/46	1995-1997	
	Kugbila, Edmund	G	Valdosta State	0/0	2013-2014	
	Lucas, Al	DT	Troy State	20/0	2000-2001	
	Mathis, Evan	G	Alabama	25/15	2005-2007	

ALL-TIME NUMERICAL ROSTER

	Miley, Arthur	DE	Southern	0/0	2015
	Newhouse, Marshall	T	Texas Christian	11/2	2018
	Shirley, Jason	DT	Fresno State	4/0	2011
	Smith, Fernando	DE	Jackson State	0/0	2002
	Tecklenburg, Sam	C	Baylor	17/1	2020-2021
	Terry, Rick	DT/DE	North Carolina	15/3	1998-1999
	Willig, Matt	T	Southern California	29/9	2003-2004
	France, Dan	T	Michigan State	0/0	2016-2017
72	Daniel, Robert	DE	Northwestern State (LA)	0/0	1999-2000
	Hughes, Kevin	T	Southeastern Louisiana	0/0	2014
	Moton, Taylor	T	Western Michigan	98/82	2017-2022
	Nelson, Bruce	C	Iowa	15/1	2003-2004
	Regis, Micanor	DT	Miami (FL)	0/0	2014
	Robinson, Duke	G	Oklahoma	0/0	2009-2010
	Sciffes, Steve	G	Wyoming	1/0	1998
	Villa, Danny	LS	Arizona State	7/0	1998
	Bridges, Jeremy	T/G	Southern Mississippi	43/28	2006-2008; 2012
	Fua, Sione	DT/G	Stanford	27/12	2011-2013
73	Campbell, Bruce	T	Maryland	5/0	2012-2013
	Jordan, Michael	G	Ohio State	28/10	2021-2022
	Newton, Nate	G	Florida A&M	7/0	1999
	Oher, Michael	T	Mississippi	19/19	2015-2016
	Tuten, Melvin	T	Syracuse	32/8	2000-2003
	Van Roten, Greg	G/C	Penn	37/27	2017-2019
	Wilson, Jamie	T	Marshall	0/0	1997
	Bernadeau, Mackenzy	G	Bentley	47/20	2008-2011
74	Bridges, Jeremy	T/G	Southern Mississippi	43/28	2006-2008; 2012
	Bond, Travis	T	North Carolina	2/0	2013
	Clark, Chris	OL	Southern Mississippi	15/13	2018
	Dingle, Antonio	DT	Virginia	3/0	1999-2000
	Fletcher, Derrick	G	Baylor	5/0	2002
	Graham, Derrick	T	Appalachian State	11/7	1995
	Janus, Paul	C	Northwestern	5/1	1998
	Ledford, Dwayne	G	East Carolina	0/0	2001
	Little, Greg	T	Mississippi	14/6	2019-2020
	McClover, Stanley	DE	Auburn	13/0	2006-2007
	Pollak, Mike	G	Arizona State	1/0	2012
	Remmers, Mike	T	Oregon State	37/37	2014-2016
	Schwartz, Geoff	T/G	Oregon	32/19	2009-2011
	Theus, John	T	Georgia	0/0	2017
75	Dennis, Mark	T	Illinois	28/17	1995-1996
	Erving, Cameron	T	Florida State	20/9	2021-2022
	Green, Brandon	OL	Alabama	0/0	2019
	Hartwig, Justin	C	Kansas	17/16	2006-2007
	Hicks, Hayworth	G	Iowa State	0/0	2012
	Jones, Clarence	T	Maryland	27/27	1999-2000
	Kalil, Matt	T	Southern California	16/16	2017-2018
	Schofield, Michael	G	Michigan	11/3	2020
	Scott, Chris	G	Tennessee	43/12	2013-2016
	Siglar, Ricky	T	San Jose State	1/0	1998
	Skrepenak, Greg	G	Michigan	32/32	1996-1997
	Steuessie, Todd	T	California	48/48	2001-2003
	Thomas, Hollis	DT	Northern Illinois	13/13	2009
	Vaeao, Destiny	Dt	Washington State	0/0	2019
	Velasco, Fernando	G/C	Georgia	23/8	2014-2015
	Webster, Larry	DE	Bloomsburg	1/0	2016
	Ziemba, Lee	T	Auburn	6/0	2011-2012
76	Batiste, D'Anthony	G	Louisiana-Lafayette	0/0	2006
	Childs, Jason	T	North Dakota	0/0	1995
	Davidds-Garrido, Norberto	G	Southern California	59/39	1996-1999
	Grigsby, Otis	DE	Kentucky	4/0	2007
	Hardy, Greg	DE	Mississippi	63/40	2010-2014
	Jordan, Leander	G	Indiana (PA)	13/5	2001-2002
	McGhin, Garrett	T	East Carolina	2/0	2019
	Okung, Russell	T	Oklahoma State	7/7	2020
	Omiyale, Frank	T	Tennessee Tech	10/1	2007-2008
	Reyes, Tutan	T/G	Mississippi	30/28	2002-2005
	Witzmann, Bryan	T	South Dakota State	2/0	2019
77	Bell, Byron	T	New Mexico	62/56	2011-2014
	Brown, Deonte	G	Alabama	3/0	2021-2022
	Harris, Ra'Shon	DT	Oregon	2/0	2009

ALL-TIME NUMERICAL ROSTER

	Jenkins, Kris	DT	Maryland	85/79	2001-2007
	Moore, Zach	DE	Concordia-St. Paul	0/0	2017
	O'Brien, Kitt	T	Ball State	0/0	2019
	Robinson, Corey	T	South Carolina	2/0	2018
78	Love, Kyle	DT	Mississippi State	72/7	2014-15; 2016-19
	Benenoch, Caleb	T	UCLA	0/0	2019
	Brockermeyer, Blake	T	Texas	58/55	1995-1998
	Burton, Antwon	DT	Temple	2/0	2009
	Chandler, Nate	DT/T/G	UCLA	37/19	2012-2015
	Duckworth, Tim	G	Auburn	5/0	2010
	Fordham, Todd	T	Florida State	47/8	2004-2006
	Hamilton, Woodrow	DT	Mississippi	5/0	2019-2020
	Hawkins, Donald	T	Texas	7/0	2016
	James, Jenö	T/G	Auburn	55/28	2000-2003
	Martin, Emerson	G	Hampton (VA)	2/1	1995
	McCall, Marquan	DT	Kentucky	16/0	2022
	Nwagbuo, Ogemdi	DT	Michigan State	4/1	2011
	Wells, Reggie	T	Clarion (PA)	5/0	2011
	France, Dan	T	Michigan State	0/0	2016-2017
79	Hayden, Nick	DT	Wisconsin	26/13	2008-2010
	Bohlinger, Rob	T	Wyoming	13/1	1998
	Brzezinski, Doug	G	Boston College	9/8	2003-2004
	Butler, Rashad	T	Miami (FL)	0/0	2006
	Ekwonu, Ikem	T	NC State	17/17	2022
	Iddings, Drew	DT	South Dakota	0/0	2017
	Love, Sean	G	Penn State	11/1	1995
	Maumau, Viliani	DT	Colorado	1/0	1999
	Otah, Jeff	T	Pittsburgh	29/29	2008-2011
80	Scott, Chris	G	Tennessee	43/12	2013-2016
	Baker, Eugene	WR	Kent State	4/0	2003-2004
	Heinrich, Keith	TE	Sam Houston State	4/0	2002
	Jarrett, Dwayne	WR	Southern California	32/3	2007-2010
	Shockey, Jeremy	TE	Miami (FL)	15/13	2011
	Simonson, Scott	TE	Assumption	14/1	2015-2017
	Stone, Dwight	WR	Middle Tennessee State	64/0	1995-1998
	Thomas, Devin	WR	Michigan State	1/0	2010
	Thomas, Ian	TE	Indiana	82/47	2018-2022
	Turner, Jim	WR	Syracuse	0/0	1998-2001
81	Broughton, Luther	TE	Furman	31/4	1997-1998; 2001
	Avant, Jason	WR	Michigan	11/0	2014
	Bright, Anthony	WR	Valencia CC	1/0	2002
	Ismail, Raghil	WR	Notre Dame	42/22	1996-1998
	Jones, Reggie	WR	Louisiana State	1/0	1995
	Moore, Kenny	WR	Wake Forest	12/1	2008-2009
	Norwood, Kevin	WR	Alabama	1/0	2015
	Pilars, Kealoha	WR	Hawaii	20/0	2011-2013
	Proehl, Ricky	WR	Wake Forest	48/5	2003-2005
	Hayes, Donald	WR	Wisconsin	51/31	1998-2001
82	Saunders, C.J.	WR	Ohio State	2/0	2021
	Barnidge, Gary	TE	Louisville	63/11	2008-2012
	Beebe, Don	WR	Chadron State	14/1	1995
	Byrd, Isaac	WR	Kansas	43/12	2000-2002
	Cotchery, Jerricho	WR	North Carolina State	29/16	2014-2015
	Manhertz, Chris	TE	Canisius	67/26	2016-2020
	Metcalf, Eric	WR	Texas	16/1	1999
	Seidman, Mike	TE	UCLA	43/15	2003-2006
	Tremble, Tommy	TE	Notre Dame	33/15	2021-2022
83	Bates, Michael	WR/RB	Arizona	76/0	1996-2000; 2002
	Black, Nathan	WR	Northwestern State (LA)	5/0	2002
	Carrier, Mark	WR	Nicholls State	57/36	1995-1998
	Colbert, Keary	WR	Southern California	55/42	2004-2007
	Jeffers, Patrick	WR	Virginia	24/10	1999-2001
	Martin, Charly	WR	West Texas A&M	8/0	2009-2010
	Michel, Marken	WR	Massachusetts	2/0	2020
	Murphy, Louis	WR	Florida	16/5	2012
	Snead IV, Willie	WR	Ball State	2/0	2021
	Young, Walter	WR	Illinois	7/0	2003
84	Wright, Derek	WR	Utah State	0/0	2022
	Burke, Paul	TE	Idaho	0/0	1996
	Crawford, Casey	TE	Virginia	11/1	2000-2001
	Dickson, Ed	TE	Oregon	64/41	2014-2017

ALL-TIME NUMERICAL ROSTER

	Gaines, Michael	TE	Central Florida	42/21	2004-2006
	Guliford, Eric	WR	Arizona State	14/9	1995
	Hartsock, Ben	TE	Ohio State	43/9	2011-2013
	Jones, Mark	WR	Tennessee	16/0	2008
	Sullivan, Stephen	TE	Louisiana State	17/0	2021-2022
	Wiggins, Jermaine	TE	Georgia	27/12	2002-2003
	Wiggins, Brian	WR	Texas Southern	0/0	1995
	Broughton, Luther	TE	Furman	31/4	1997-1998; 2001
	Carruth, Rae	WR	Colorado	22/20	1997-1999
85	Arnold, Dan	TE	Wisconsin-Platteville	3/1	2021
	Baugh, Marcus	TE	Ohio State	0/0	2019
	Broussard, Jamall	WR	San Jose State	8/0	2004
	Cole, Matt	WR	McKendree	1/0	2021
	Dyson, Kevin	WR	Utah	1/0	2003
	Samp, Chris	WR	Winona State	0/0	2006
	Tillman, Lawyer	TE	Auburn	5/0	1995
	Walls, Wesley	TE	Mississippi	98/96	1996-2002
	Williams, Preston	WR	Colorado State	1/0	2022
86	Adams, Darvin	WR	Auburn	2/0	2011
	Byrd, LaRon	WR	Miami (FL)	0/0	2016
	Fauria, Christian	TE	Colorado	15/4	2007
	Green, Willie	WR	Mississippi	31/17	1995-1996
	Mangum, Kris	TE	Mississippi	126/61	1997-2006
	Thompson, Colin	TE	Temple	26/6	2020-2021
	Williams, Brandon	TE	Oregon	25/0	2013-2015
87	Clowney, David	WR	Virginia Tech	10/0	2010
	Gardner, Rod	WR	Clemson	11/0	2005
	Hill, Stephen	WR	Georgia Tech	0/0	2015
	Hixon, Domenik	WR	Akron	15/0	2013
	Muhammad, Muhsin	WR	Michigan State	155/141	1996-2004,
	King, Jeff	TE	Virginia Tech	76/62	2006-2010
	Campbell, Mathew	TE/T/G	South Carolina	69/58	1995-2000
88	Kinchen, Brian	WR	Louisiana State	32/0	1999-2000
	Marshall Jr., Terrace	WR	Louisiana State	27/12	2021-2022
	Metzelaars, Pete	TE	Wabash	14/14	1995
	Olsen, Greg	TE	Miami (FL)	133/123	2011-2019
	Rosario, Dante	TE	Oregon	62/22	2007-2010
	Hankton, Karl	WR	Trinity College (IL)	104/1	2000-2006
	Hayes, Donald	WR	Wisconsin	51/31	1998-2001
	Rasby, Walter	TE	Wake Forest	39/5	1995-1997
89	Ellis, Elbert	WR	Pittsburgh	0/0	1995
	Mills, Ernie	WR	Florida	10/5	1997
	Smith, Steve	WR	Utah	182/161	2001-2013
	Tucker, Syii	TE	Miami	0/0	1996
	Uwaezuoke, Iheanyi	WR	California	11/2	2000
	Burks, Dialleo	WR	Eastern Kentucky	1/0	1999-2000
	Carruth, Rae	WR	Colorado	22/20	1997-1999
	Rasby, Walter	TE	Wake Forest	39/5	1995-1997
90	Alexander, Frank	DE	Oklahoma	29/6	2012-2015
	Barno, Amare	DE	Virginia Tech	9/0	2022
	Jones, DaQuan	DT	Penn State	17/17	2021
	Peppers, Julius	DE	North Carolina	138/125	2002-2009,
	Phillion, Ed	NT	Ferris State	0/0	1996
	Posey, Jeff	LB	Southern Mississippi	4/0	2001
	Selvie, George	DE	South Florida	4/0	2011
	Soliai, Paul	DT	Utah	10/1	2016
	Zgonina, Jeff	NT	Purdue	2/0	1995
	Morabito, Tim	DT	Boston College	48/37	1997-2000
91	Brown, Everette	DE	Florida State	28/3	2009-2010
	Cole, Colin	DT	Iowa	33/23	2013-2015
	Cox, Jr., Bryan	DE	Florida	19/0	2017-2019
	Delaire, Ryan	DE	Towson	15/0	2015-2016
	Fields, Ronald	DT	Mississippi State	6/0	2011
	Fox, Morgan	DE	Colorado State-Pueblo	17/9	2021
	Gibson, Gary	DT	Rutgers	12/0	2007-2008
	Greene, Kevin	LB	Auburn	47/47	1996,1998-1999
	Jones, Kobe	DE	Mississippi State	1/0	2022
	Jordan, Omari	DT	Buffalo	5/0	2004
	Killings, Cedric	DT	Carson-Newman	4/0	2001
	McGee, Stacy	DE	Oklahoma	4/0	2019
	Milem, John	DE	Lenoir-Rhyne	2/0	2001

ALL-TIME NUMERICAL ROSTER

	Smith, Chuck	DE	Tennessee	2/2	2000
	Taves, Josh	DE	Northeastern	5/0	2002
	Teeter, Mike	DT	Michigan	0/0	1995
	Weatherly, Stephen	DE	Vanderbilt	9/9	2020
	Wilson, Kion	LB	South Florida	5/0	2011
92	Butler, Vernon	DT	Louisiana Tech	52/5	2016-2019
	Colston, Tim	DT	Kansas State	2/0	1996
	Edwards, Dwan	DT	Oregon State	53/17	2012-2015
	Fatafehi, Mario	DT	Kansas State	6/0	2002
	Haye, Jovan	DE	Vanderbilt	2/0	2005
	Johnson, Darryl	DE	North Carolina A&T	3/0	2021
	Kerr, Zach	DT	Delaware	13/4	2020
	Lewis, Damione	DT	Miami (FL)	62/36	2006-2009
	Norwood, Eric	DE	South Carolina	28/0	2010-2011
	Pittman, Kavika	DE	McNeese State	2/0	2003-2004
	Price, Shawn	DE	Pacific	16/0	1995
	Raybon, Israel	DE	North Alabama	9/0	1997
	White, Reggie	DE	Tennessee	16/16	2000
	Wilson, Gillis	DE	Southern	5/0	2000-2001
	Saleh, Tarek	LB	Wisconsin	14/1	1997-1998
93	Applewhite, Antwan	DE	San Diego State	17/4	2011-2012
	Blackburn, Chase	LB	Akron	19/9	2013-2014
	Edwards, Lavar	DE	Louisiana State	5/0	2016
	Fox, Mike	DE	West Virginia	54/43	1995-1998
	McCoy, Gerald	DT	Oklahoma	16/16	2019
	Rucker, Mike	DE	Nebraska	139/106	1999-2007
	Tyler, Tank	DT	North Carolina State	6/0	2009
	Walker, Darwin	DT	Tennessee	10/2	2008
	Irvin, Corvey	DT	Georgia	2/0	2009-2010
	Love, Kyle	DT	Mississippi State	72/7	2014-15; 2016-19
	Roy, Bravvion	DT	Baylor	45/15	2020-2022
94	Anderson, Henry	DE	Stanford	11/0	2022
	Ealy, Kony	DE	Missouri	47/15	2014-2016
	Gilbert, Sean	DE/DT	Pittsburgh	64/56	1998-2002
	Hall, Daeshon	DE	Texas A&M	1/0	2017
	Leonard, Louis	DT	Fresno State	4/1	2009-2010
	Moorehead, Kindal	DT	Alabama	75/13	2003-2007
	Nixon, Daviyon	DT	Iowa	7/0	2021
	Obada, Efe	DE	none	42/1	2018-2020
	Williams, Thomas	LB	Southern California	7/2	2010-2011
	Fua, Sione	DT/LB	Stanford	27/12	2011-2013
	Saleh, Tarek	LB	Wisconsin	14/1	1997-1998
95	Brown, Derrick	DT	Auburn	49/46	2020-2022
	Johnson, Charles	DE	Georgia	143/114	2007-2017
	Lloyd, Greg	LB	Fort Valley State	16/14	1998
	Poe, Dontari	DT	Memphis	27/26	2018-2019
	Thomas, Mark	DE	North Carolina State	22/0	1995-1996
	Wells, Dean	LB	Kentucky	45/27	1999-2001
	Morabito, Tim	DT	Boston College	48/37	1997-2000
96	Brayton, Tyler	DE	Colorado	46/45	2008-2010
	Edwards, Antonio	DE	Valdosta State	14/7	1999
	Edwards, Ron	DT	Texas A&M	11/11	2011-2012
	Horton, Wes	DE	Southern California	83/38	2013-2018; 2019
	King, Sean	DE	NE Louisiana	39/2	1995-1998
	Larkin, Austin	DE	Purdue	9/0	2020-2021
	Wallace, Al	DE	Maryland	80/10	2002-2006
	Williams, Jay	DE	Wake Forest	32/27	2000-2001
	Curry, Donte	LB	Morris Brown	20/0	2007-2008
97	Addison, Mario	DE	Troy	111/51	2012-2019
	Brown, Tony	DT	Memphis	1/0	2006
	Fields, Jeff	DT	Arkansas State	2/0	1995
	Gross-Matos, Yetur	DE	Penn State	43/26	2020-2022
	Jeter, Tommy	DE	Texas	1/0	1996
	McClain, Terrell	DT	South Florida	12/12	2011
	Peter, Jason	DE	Nebraska	38/20	1998-2001
	Rasmussen, Kemp	DE	Indiana	50/0	2002-2005
	Shaw, Tim	LB	Penn State	14/0	2007
	Turnbull, Renaldo	LB	West Virginia	16/2	1997
	Taylor, Hilee	DE	North Carolina	16/0	2008-2010
98	Burton, Shane	DT	Tennessee	32/8	2002-2003
	Ellison, Atiyyah	DT	Missouri	0/0	2005

ALL-TIME NUMERICAL ROSTER

	Haynes Sr., Marquis	DE	Mississippi	64/1	2018-2022
	Keiser, Thomas	DE	Stanford	12/0	2011-2012
	Lotulelei, Star	DT	Utah	76/75	2013-2017
	Parker, J'Vonne	DT	Rutgers	1/0	2008
	Sasa, Don	DE	Washington State	2/0	1997-1998
	Swann, Eric	DT	none	16/3	2000
	Tuaolo, Esera	DT	Oregon State	12/0	1999
	Williams, Gerald	DE	Auburn	37/35	1995-1997
	Hayden, Nick	DT	Wisconsin	26/13	2008-2010
99	Buckner, Brentson	DT	Clemson	71/65	2001-2005
	Ioannidis, Matt	DT	Temple	13/13	2022
	Johnson, Ed	DT	Penn State	12/6	2010
	Kearse, Frank	DT	Alabama A&M	14/8	2011-2012
	Kemoeatu, Maake	DT	Utah	46/40	2006-2009
	McKinley, Alvin	DT	Mississippi State	7/0	2000-2001
	Nunley, Jeremy	DE	Alabama	0/0	1995
	Seals, Ray	DE	none	14/7	1997
	Short, Kawann	DT	Purdue	99/76	2013-2020
	Wiley, Chuck	DE	Louisiana State	16/16	1998-1999

For inclusion, a player must be on the active 53-man roster for a minimum of one game or on IR for a minimum of six games

ALL-TIME PRACTICE SQUAD ROSTER

	POS	SCHOOL	YEARS
A			
Adams, Darvin	WR	Auburn	2011
Adams, Myles	DE	Rice	2020
Alecxi, Chas	DT	Pittsburgh	2015
Alexander, Lorenzo	LB	California	2005
Alford, Dominic	G	Minnesota	2012
Allen, Kyle	QB	Houston	2018
Allen, Roger	G	Missouri Western State	2011
Aguayo, Roberto	QB	Florida State	2017
Armah, Alex	FB	West Georgia	2017
Arp, Donovan	DT	Louisville	2002
Askew, Nate	TE	Texas A&M	2015
Austin, Thomas	C	Clemson	2012
Avery, Josh	DT	Missouri State	2021
Ayi, Kole	LB	Massachusetts	2003
B			
Babicz, Josh	TE	North Dakota State	2022
Baker, Donnell	WR	Southern	1996
Ball, Lavar	TE	California State-Los Angeles	1995
Basanez, Brett	QB	Northwestern	2006, 2008
Bayless, Omar	WR	Arkansas State	2021
Baylis, Evan	TE	Oregon	2017
Bender, Jacob	T	Nicholls State	2010
Berger, Joe	C	Michigan Tech	2005
Bergeron, David	LB	Stanford	2005
Bersin, Brenton	WR	Wofford College	2013
Bertolet, Taylor	K	Texas A&M	2020, 2022
Best, Dan	T	Western Carolina	1999, 2000
Biddle, Taye	WR	Mississippi	2006
Bigger, Zeek	DE	East Carolina	2017
Birmingham, Decori	RB	Arkansas	2007, 2008, 2009
Bituli, Daniel	LB	Tennessee	2020
Black, Nathan	WR	Northwestern State	2002
Blackman, Jon	T	Purdue	2000
Blair, Marquise	S	Utah	2022
Blanchard, Matt	QB	Wisconsin-Whitewater	2013
Blanding, Quin	S	Virginia	2019
Blechen, Brian	S	Utah	2015, 2016
Bonnafon, Reggie	RB	Louisville	2018, 2020, 2021
Brannon, John	CB	Western Carolina	2021
Bright, Anthony	WR	Valencia CC	2001, 2002
Brinkley, Casper	DE	South Carolina	2008
Brown, Deonte	G	Alabama	2022
Brown, Spencer	RB	Alabama-Birmingham	2021, 2022
Brown, Richie	LB	Mississippi State	2017
Brown, Tony	DT	Memphis State	2003
Browning, Bryant	G	Ohio State	2011, 2012
Bryant, Lamont	WR	Morgan State	2012
Buchanon, William	WR	Southern California	2008
Burke, Paul	TE	Idaho	1995
Burks, Dialleo	WR	Eastern Kentucky	1999
Burney, Kendric	CB	North Carolina	2011, 2012
Burns, Antoine	WR	Minnesota	2004
Burris, Juston	S	NC State	2022
Burton, Pierce	T	Mississippi	2015
Butker, Harrison	K	Georgia Tech	2017
Byers, Jeff	C	Southern California	2011
Byndom, Carrington	CB	Texas	2014, 2015
Byrd, Damiere	WR	South Carolina	2015, 2016
C			
Canonico, Ed	S	Sacramento State	2004, 2007
Cantwell, Hunter	QB	Louisville	2009
Carr, William	DT	Michigan	1997

ALL-TIME PRACTICE SQUAD ROSTER

Carrie, T.J.	CB	Ohio	2022
Carstens, Jordan	DT	Iowa State	2004
Carter, Jason	WR	Texas A&M	2007
Chachere, Andre	CB	San Jose State	2019
Chandler, Jeff	K	Florida	2004
Chandler, Nate	T	UCLA	2012
Chandler, Sean	DB	Temple	2020
Cheek, Davis	QB	Elon	2022
Chery, Jason	WR	Louisiana-Lafayette	2009
Chisolm, Garrett	T	South Carolina	2011
Chubb, Brandon	RB	Wake Forest	2018
Ciurciu, Vinny	LB	Boston College	2003
Clausell, Blaine	T	Mississippi State	2016, 2017
Clemons, Toney	WR	Colorado	2013
Cole, Matt	WR	McKendree	2021
Colston, Tim	DT	Kansas State	1996
Cook, Connor	QB	Michigan State	2018
Cook, Rishard	G	UAB	2019
Cox Jr., Bryan	DE	Florida	2017, 2019
Cooper, Deke	S	Notre Dame	2002
Cox, Jr., Bryan	DE	Florida	2017
Cox, Jamal	LB	Georgia Tech	1995
Cox, Rakim	DE	Villanova	2015
Craig, Angelo	DE	Cincinnati	2008
Craig, Dameyune	QB	Auburn	1998
Cramer, Casey	FB	Dartmouth	2005
Crume, Eric	DT	Syracuse	2016, 2017
D			
Daniel, Darryl	WR	Syracuse	2000, 2001
Darboh, Amara	WR	Michigan	2020
Davis, C.J.	G	Pittsburgh	2010
Davis, Charles	TE	Purdue	2006
Davis, Tanard	CB	Miami	2007
De La Puente, Brian	C	California	2009
Deligianis, Harry	DT	Youngstown State	1999
Demaree, Chris	DE	Kentucky	2003
Dennis, Derek	G	Temple	2014
Denton, Robert	T	Michigan State	1996
Devalve, Seth	TE	Princeton	2020
Dillard, Phillip	LB	Nebraska	2011
Dismukes, Reese	C	Auburn	2015
Dixon, Travell	S	Washington	2016
Doggett, Derrick	LB	Oregon State	2010
Dominguez, Ray	G	Arkansas	2012
Dorley, Doug	C	Bowling Green State	2000
Dortch, Greg	WR	Wake Forest	2019
Doss, Lorenzo	CB	Tulane	2018
Dowling, Ras-i	CB	Virginia	2015
Draper, Shawn	T	Alabama	2002
Droege, Rob	T	Missouri	2006
Dubuc, Deitan	TE	Michigan	2003
Duckett, Damane	T	East Carolina	2004
Duke, Austin	WR	Charlotte	2017
Duhart, Tommie	DT	Valdosta State	2010
Duncan, Rashaad	T	Pittsburgh	2009
E			
Eason, Jacob	QB	Washington	2022
Eberle, Dominik	K	Utah State	2021
Edwards, Lachlan	P	Sam Houston State	2021
Elder, Corn	CB	Miami	2021
Ellison, Atiyah	DE	Missouri	2005
Emanuel, Ben	S	UCLA	2005
Emezie, Emeka	WR	NC State	2022
Erickson, Alex	WR	Wisconsin	2021
Evans, Maurice	DE	Penn State	2009

ALL-TIME PRACTICE SQUAD ROSTER

Evans, Willie	DE	Mississippi State	2007
F			
Farkas, Kevin	T	Appalachian State	1995
Farley, Scott	S	Williams College	2004
Feighery, Kevin	P	U.S. Merchant Marine Academy	1995
Fletcher, Derrick	G	Baylor	2001
Fields, Jeff	DT	Arkansas State	1995
Fields, Joe	S	Syracuse	2008
Fleming, Antonio	G	Georgia	1998
Folkerts, Brian	C	Washburn	2013
Foucault, David	T	Montreal	2015
Franklin, Brad	CB	Louisiana-Lafayette	2002
Franklin, Jerry	LB	Arkansas	2012
Frazier, Mose	WR	Memphis	2017, 2018
Freeman, Marcus	TE	Notre Dame	2007
Fry, Dustin	C	Clemson	2009
G			
Garrett, Keyarris	WR	Tulsa	2016, 2017
Gatson, Greg	CB	Arkansas	2013
Gerhart, Garth	C	Arizona State	2013
Ghee, Patrick	S	Wake Forest	2007
Gibson, Gary	DT	Rutgers	2007
Gibson, Shelton	WR	West Virginia	2020
Gilbert, Garrett	QB	Southern Methodist	2017
Gilmore, Greg	DT	LSU	2019
Glanton, Adarius	LB	Florida Atlantic	2014
Greeley, Bucky	C	Penn State	1996
Green, Jared	WR	Southern	2012
Green, Lamont	LB	Florida State	1999
Greene, Kevin	TE	Southern California	2014
Greene, Scott	FB	Michigan State	1996
Grigsby, Otis	DE	Kentucky	2006, 2007
Guy, Trent	WR	Louisville	2010
H			
Hajrullahu, Lirim	K	Western Ontario	2020
Hamilton, Woodrow	DT	Mississippi	2020
Hannon, Chris	WR	Tennessee	2007
Hardy, Jermaine	S	Virginia	2005
Harper, Madre	CB	Southern Illinois	2021, 2022
Harris, Joey	RB	Purdue	2004
Harris, Sunny	DT	Oregon	2009
Hasselbeck, Tim	QB	Boston College	2002
Hatfield, Dominique	CB	Utah	2019
Haubeil, Blake	K	Ohio State	2021
Hawkes, Michael	LB	Virginia Tech	2000, 2001
Hawkins, Josh	CB	East Carolina	2018, 2020
Hayden, Nick	DT	Wisconsin	2008
Hayes, Tae	CB	Appalachian State	2021, 2022
Haynes, Alex	RB	Central Florida	2005, 2006, 2007
Hearn, Taylor	G	Clemson	2018
Hector, Bruce	DT	South Florida	2020
Hemingway, Temarrick	TE	South Carolina State	2019
Henderson, Quadree	WR	Pittsburgh	2019
Henry, Marcus	WR	Kansas	2010
Herron, Frank	DE	Louisiana State	2021, 2022
Heslop, Gavin	DB	Stony Brook	2022
Hester, Treyvon	DT	Toledo	2021
Hilbert, Jon	K	Louisville	2002
Hill, Efrem	WR	Samford	2005, 2006
Hill, Eric	CB	Colorado State	2006
Hilton, Isaac	DE	Hampton	2004
Hines, Jermale	S	Ohio State	2011
Hixson, Nick	CB	Hillsdale College	2012
Hodel, Nathan	LS	Illinois	2001
Hodges, Bucky	TE	Virginia Tech	2017
Holyfield, Elijah	RB	Georgia	2019

ALL-TIME PRACTICE SQUAD ROSTER

Hood, Kerry	WR	South Carolina	2000
Horton, Mike	G	Mississippi	2020, 2021
Hoskins, Phil	DT	Kentucky	2022
Houghton, Mike	C	San Diego State	2003, 2004
Humphrey, Jay	G	Texas	2002
Hypolite, George	DT	Colorado	2009
Hyman, Ishmael	WR	James Madison	2020

I

Irvin, Corvey	DT	Georgia	2010
Ivy, Mortty	LB	West Virginia	2009
Iyiebuniwe, Joel	LB	Western Kentucky	2022

J

Jacobs, Ben	LB	Fresno State	2013
Jackson, Bijhon	DE	Arkansas	2019
Jackson, Dexter	WR	Appalachian State	2009
Jackson, Eddie	CB	Arkansas	2004
Jackson, Kenny	LB	Nevada	2002
Jackson, Rashawn	FB	Virginia	2010
Jackson, Steven	FB	Clemson	2006
Jackson, Waverly	T	Virginia Tech	1997
Jamerson, Natrell	CB	Wisconsin	2020
Janus, Paul	C	Northwestern	1998, 1999
Jasper, Mike	C	Bethel College	2013
Jeanpierre Jr., Damian	WR	Nicholls State	2019
Jefferson, D.C.	TE	Rutgers	2013
Johnson, Adam	LS	Buffalo State	2004
Johnson, Dorian	G	Pittsburgh	2017, 2018
Johnson, J.R.	LB	Syracuse	2003
Johnson, Jeremiah	RB	Oregon	2010
Johnson, Paris	LB	Miami (OH)	2001
Johnson, Rob	WR	Western Illinois	2002
Johnson, Robert	TE	Auburn	2006
Johnson, Tyron	WR	Oklahoma State	2019
Johnston, Clay	LB	Baylor	2020
Jones, Jamaal	WR	Montana	2017
Jones, Julian	S	Missouri	2002
Jones, Kobe	DE	Mississippi State	2022
Jones, Reggie	WR	Louisiana State	1995
Jordan, Michael	G	Ohio State	2021
Jordan, Omari	DT	Buffalo	2003
Joseph, Alex	LB	Temple	2010
Joseph, Greg	K	Florida Atlantic	2019
Julius, Jalen	CB	Mississippi	2021

K

Kadela, Dave	T	Virginia Tech	2006
Kane, Morgan	RB	Wake Forest	2001
Kaskey, Matt	T	Dartmouth	2019, 2020
Kearse, Frank	DT	Alabama A&M	2012
Keiser, Thomas	LB	Stanford	2011
Kessman, Alex	K	Pittsburgh	2021
Khayat, Bill	TE	Duke	1997
King, D'Eriq	QB	Miami	2022
King, Tavarres	WR	Georgia	2014
Kirkwood, Keith	WR	Temple	2021
Kush, Eric	G	California (PA)	2015

L

Lafavor, Tron	DT	Florida	2004
Larkin, Austin	DE	Purdue	2020, 2021, 2022
Larsen, Tyler	C	Utah State	2016
Latsko, Billy	FB	Florida	2007, 2008
Layne, George	FB	Texas Christian	2003
Lester, Robert	S	Alabama	2013
Leverette, Otis	DE	UAB	2005
Love, Josh	QB	San Jose State	2021
Lovett, John	RB	Penn State	2022

ALL-TIME PRACTICE SQUAD ROSTER

Lucas, Al	DT	Troy State	2000
Lucas, Marcus	TE	Missouri	2014
Luke, Cole	S	Notre Dame	2018; 2019
Lundblade, Brad	OL	Oklahoma State	2019
Lytle, Matthew	QB	Pittsburgh	1999

M

Maddox, Nick	RB	Florida State	2004
Mangum, Kris	TE	Mississippi	1997
Martin, Charly	WR	West Texas A&M	2009
Martin, Emerson	G	Hampton	1995
Martin, Kamal	LB	Minnesota	2021
Martinez, Adrian	G	Colorado State	2010
Marz, Tyler	T	Wisconsin	2019
Maumau, Viliami	DT	Colorado	1998
McCrary, Nate	RB	Saginaw Valley State	2022
McCullough, Sultan	RB	Southern California	2004
McCullum, Justin	WR	Stanford	2006
McDermott, Shane	G	Miami	2015
McDonald, Andrew	T	Indiana	2013, 2014
McFadden, Kimario	S	South Carolina State	2014
McGhin, Garrett	T	East Carolina	2019
McIlwain, Kamaal	CB	Newberry College	2012
McMahan, Kevin	WR	Maine	2008
Melvin, Rashaan	CB	Northern Illinois	2021
Michel, Markin	WR	Masachusetts	2020
Middleton, Doug	S	Appalachian State	2021
Miller, Ace	LB	UTEP	2014
Miller, Braxton	WR	Ohio State	2019
Minor, Kory	LB	Notre Dame	1999
Monteiro, Aaron	T	Boston College	2019, 2020, 2021
Montgomery, Joe	RB	Ohio State	2002
Moore, Damontre	DE	Texas A&M	2021
Moore, Devin	RB	Wyoming	2009
Moore, Eric	DE	Florida State	2009
Moore, Zach	DE	Concordia	2017
Morgan, James	QB	Florida International	2021
Morton, Christian	CB	Illinois	2006
Mosby, Arron	LB	Fresno State	2022
Murphy, Shawn	G	Utah State	2010

N

Nacua, Kai	S	BYU	2018
Nelson, Jonathan	S	Oklahoma	2011
Nixon, Daviyon	DT	Iowa	2022
Norton, Kendrick	DT	Miami (Fla.)	2018
Null, Keith	QB	West Texas A&M	2010

O

O'Connor, Adam	T	William & Mary	2006
O'Sullivan, J.T.	QB	California-Davis	2006
Obada, Efe	DE	none	2017
Olson, Drew	QB	UCLA	2007
Onameh, Patrick	G	Michigan	2021
Orr, Chris	LB	Wisconsin	2020

P

Palmer, Jonathan	G	Auburn	2008
Parker, Aaron	WR	Rhode Island	2021
Parker, Billy	CB	William & Mary	2005, 2006
Parker, Ron	S	Newberry College	2012
Parker, Sirr	RB	Texas A&M	1999
Parms, Damian	S	Florida Atlantic	2017
Patrick, Jacques	RB	Florida State	2021
Perry, Wilmont	RB	Livingstone College	2000
Peters, Scott	G	Arizona State	2005
Pleasants, Austen	G	Ohio	2021
Pociask, Jason	FB	Wisconsin	2009
Poole, Tauren	RB	Tennessee	2013, 2014

ALL-TIME PRACTICE SQUAD ROSTER

Porter, Quinton	QB	Boston College	2007
Presley, De'Andre	WR	Appalachian State	2013, 2014
Pressley, DeMario	DT	North Carolina State	2011
Purcell, Mike	DT	Wyoming	2017
Q			
Qualls, Elijah	DT	Washington	2018
R			
Reaves, Darrin	RB	UAB	2014
Reddick, Nakia	S	Central Florida	1997
Redwine, Sheldrick	S	Miami	2021
Reed, Rod	G	Louisiana State	2004
Regis, Micanor	DT	Miami	2014
Ricci, Giovanni	TE	Western Michigan	2020
Riley, Eron	WR	Duke	2010
Riley, Rueben	T	Michigan	2007
Roberson, Cordell	WR	Stephen F. Austin State	2013
Robinson, Kenny	S	West Virginia	2020, 2021, 2022
Rodgers, Jake	T	Eastern Washington	2016
Rodriguez, Robert	LB	UTEP	2005
Roh, Craig	DE	Michigan	2013
Rosario, Nelson	TE	UCLA	2012
Rountree, Glenn	G	Clemson	1998
Royal, Andre	LB	Alabama	1995
Running, Mitch	WR	Kansas State	1997
Russell, Anderson	S	Ohio State	2012
Rutherford, Rod	QB	Pittsburgh	2004
Ryan, Titus	WR	Concordia College	2008
S			
Salley, Nate	S	Ohio State	2006
Samp, Chris	WR	Winona State	2005
Sampson, Kevin	T	Syracuse	2007
Sanchez, Zack	CB	Oklahoma	2016, 2017
Sandland, Beau	TE	Montana State	2016
Santucci, Dan	C	Notre Dame	2010
Sasa, Don	DT	Washington State	1998
Saunders, C.J.	WR	Ohio State	2021, 2022
Schwartz, Geoff	G	Oregon	2008
Scott, Delontae	DE	Southern Methodist	2022
Seastrunk, Lache	RB	Baylor	2014
Seaverns, Justin	LB	Appalachian State	2003
Shaw, James	WR	Jacksonville State	2013
Sheets, Kory	RB	Purdue	2011
Shirley, Jason	DE	Fresno State	2011
Silberman, Ian	G	Boston College	2018
Simonson, Scott	TE	Assumption	2015
Simmons, Jalen	RB	South Carolina State	2016, 2017
Simmons, Terrance	T	Alabama State	2002
Sims, Wes	G	Oklahoma	2006
Slater, Pearce	T	San Diego State	2016
Smith, Armond	RB	Union College	2012, 2013
Smith, Devin	WR	Ohio State	2021
Smith, Greg	TE	Texas	2011
Smith, Kelvin	LB	Syracuse	2009
Smith, Rodney	RB	Minnesota	2020, 2021
Snead, Willie	WR	Ball State	2014, 2021
Southward, Dezmen	S	Wisconsin	2017, 2018
St. Pierre, Brian	QB	Boston College	2010
Stanford, R.J.	CB	Utah	2010
Stephens, Travis	RB	Tennessee	2003
Stewart, Todd	T	California	1997, 1998
Stuber, Tim	G	Colorado State	2002
Sullivan, Reggie	S	Johnson C. Smith	2011
Sullivan, Stephen	TE	Louisiana State	2021
Sutter, Ryan	S	Colorado	1998

T

ALL-TIME PRACTICE SQUAD ROSTER

Ta'amu, Jordan	QB	Mississippi	2021
Tarpinian, Jeff	LB	Iowa	2013
Taylor, Terrance	DT	Michigan	2009
Tecklenburg, Sam	T	Baylor	2020, 2021, 2022
Teuhema, Sione	LB	Southeastern Louisiana	2019
Thompson, Colin	TE	Temple	2021, 2022
Thompson, Tyrus	T	Oklahoma	2016
Thornton, Josh	CB	Southern Utah	2018
Tufts, Sean	LB	Colorado	2004, 2005
Turner, Jim	WR	Syracuse	2001
Turner, Landon	G	North Carolina	2018
U			
Upshaw, Chad	TE	Buffalo	2007
V			
Vander Laan, Jason	TE	Ferris State	2018
Vaughan, Josh	RB	Richmond	2010, 2011
Vaughn, Chip	S	Wake Forest	2011
Vaughn, Khaleed	DE	Clemson	2005
W			
Walker, Casey	DT	Oklahoma	2013, 2014
Walker, Marcus	CB	Oklahoma	2009
Wallace, Eric	TE	Seattle	2016
Wallace, Martin	G	Temple	2014
Ware, Sean	LB	New Hampshire	2010
Washington, T.J.	T	Virginia Tech	2001
Watson, Josh	LB	Colorado State	2021
Weaver, Alton	DT	Oklahoma State	1999
Webster, Larry	DE	Bloomsburg	2016
White, DeAndrew	WR	Alabama	2018; 2019
Wiggins, Brian	WR	Texas Southern	1995, 1996
Wilder, Sam	G	Colorado	2006
Wilds, Garnell	CB	Virginia Tech	2005
Williams, Antwione	LB	Georgia Southern	2018
Williams, Lorenzo	DT	Missouri	2008
Williams, Louis	C	Louisiana State	2001, 2003
Williams, Preston	WR	Colorado State	2022
Williams, Raequan	DT	Michigan State	2022
Williams, Thomas	LB	Southern California	2010
Williams, Zack	C	Washington State	2012
Wilson, Bobo	WR	Florida State	2019
Wilson, C.J.	CB	Baylor	2007
Wilson, Gillis	DE	Southern	2000
Wilson, Kion	LB	South Florida	2011
Wilson, Lawrence	LB	Connecticut	2011
Winslow, Ryan	P	Pittsburgh	2021
Wright, Derek	WR	Utah State	2022
Wusu, Timi	LB	Stanford	2006
Y			
Yamini, Bashir	WR	Iowa	2002
Yankey, David	G	Stanford	2016
Yeboah-Kodie, Phil	LB	Penn State	1995
Young, Lou	CB	Georgia Tech	2014, 2015, 2016

PANTHERS HALL OF HONOR



The Panthers Hall of Honor began on September 21, 1997 when former team president and general manager Mike McCormack became the first inductee. In 1998, he was joined by former linebacker Sam Mills, who entered as the first former Panthers player to be so honored.

In the opening regular season game against Green Bay in 2004, the PSL Owners who helped make the stadium and franchise possible were honored at halftime as part of the Hall of Honor.

On October 6, 2019, under new ownership in David Tepper, the Panthers expanded the Hall of Honor with the first class of players in over 20 years. At halftime of the team's Week 5 win over Jacksonville, the Panthers inducted all-time greats Steve Smith, Sr., Jake Delhomme, Jordan Gross and Wesley Walls.

Steve Smith finished his career as Carolina's all-time best wide receiver and return man. He is the franchise's all-time leader in career receiving yards (12,197), receiving touchdowns (67), total touchdowns (75), scrimmage yards (12,584), all-purpose yards (16,614) and 100-yard receiving games (43).

Smith set a franchise record for most receiving yards in a season (1,563, 2005), tied for second

in touchdowns in a season (12) and second in receptions in a season (103).

A five-time Pro Bowler, Smith finished his 16-year career with 14,731 total receiving yards with the Panthers and Ravens, ranking eighth all-time in NFL history at the time of his retirement.

A fiery competitor, Smith created memories of incredible plays and heart-stopping moments. In 2003, he caught a 69-yard touchdown pass for a walk-off divisional round playoff win in double overtime in St. Louis. In 2005, he tallied 218 receiving yards and two touchdowns in a playoff win at Chicago, posting the fifth-highest receiving total in a playoff game in NFL history.

Jake Delhomme was Carolina's quarterback from 2003-09, leading the Panthers to three playoff appearances and an NFC championship in his first season in 2003.

Delhomme finished his Panthers career as the team's leader in career game-winning drives with 21, setting a franchise record with seven in the 2003 season.



PANTHERS HALL OF HONOR



He is now second in franchise history in career passing yards (19,258), passing touchdowns (120), completions (1,580), completion percentage (59.2), 300-yard passing games (11) and QB wins (53).

Delhomme made his mark in the postseason where he finished his career as Panthers leader in career postseason passing yards (1,847), passing touchdowns (12) and QB wins (5). He set an NFL record for longest passing touchdown in a Super Bowl with an 85-yard pass to Muhsin Muhammad in Super Bowl XXXVIII, and became the first quarterback in NFL history to tally four consecutive postseason road victories (2003-at St. Louis, at Philadelphia, 2005-at New York Giants, at Chicago).

Jordan Gross played his entire 11-year career with the Panthers at tackle. He played and started in 167 career games, the most starts of any player in franchise history and the fourth-most game played. He played in nine playoff games as a Panther, tied for third-most playoff appearances in franchise history.

Gross left a legacy as one of Carolina's best and most consistent lineman. He had the most games played by any lineman and appeared in the Pro Bowl in three seasons with an AP All-Pro honor in 2008.

During his career, Gross helped Carolina rank fifth in total rushing yards (22,138) from 2003-13.



Wesley Walls was one of Carolina's first great players on the national stage. He went to five Pro Bowls and earned AP All-Pro recognition four times.

After playing with San Francisco and New Orleans, Walls found a home in Carolina in 1996, putting together a breakout season and helping lead Carolina to a division title and a new NFL record for wins by an expansion team in its first two seasons.

Walls caught the first touchdown in Carolina's first home playoff game, a win over the reigning champion Dallas Cowboys.

He finished his NFL career with 450 receptions, 5,291 receiving yards and 54 touchdowns, a mark that today is tied for 13th among NFL tight ends all-time.



In Panthers franchise history, Walls ranks fourth with 3,902 receiving yards, third with 44 touchdowns and fourth with 324 receptions.

His 1999 season was one of the best ever as he tied a then-NFL record for touchdowns by a tight end with 12. It still ranks as the most by a Panthers tight end in franchise history.

PANTHERS HALL OF HONOR

The Panthers Hall of Honor began on September 21, 1997, when former team president **Mike McCormack** became the first inductee. In 1998, he was joined by former linebacker **Sam Mills**, who entered as the first former Panthers player to be so honored.



While McCormack's NFL career spanned five decades and a number of teams, he may have left his most indelible mark on the Panthers. Starting as a consultant in 1989, McCormack helped the Panthers ownership group lobby the NFL early in the process, and after the Panthers landed the franchise by a unanimous vote in October 1993, McCormack was the team's first general manager before being named president.

McCormack retired in 1997 after the Panthers put together the best two initial seasons by an expansion franchise in NFL history, posting seven wins in 1995 and 12 wins with a division title in 1996.

Mills was inducted into the Hall in 1998 after he completed his playing career with the Panthers. Mills had a number of memorable moments in a Panthers uniform including an interception return for a touchdown that spurred Carolina to the first win in team history in 1995, and his interception against Dallas sealed the Panthers win in the NFC divisional playoff following the 1996 season.

Mills played 15 years as a professional, starting 171-of-181 NFL games and earning five Pro Bowl selections. Mills appeared in his final Pro Bowl as a representative of the Panthers in 1996 at the age of 37.

Mills led his team in tackles 10 times and eclipsed the 100-tackle plateau in eight seasons. After being signed as a free agent by Carolina in 1995, he became the cornerstone of the Panthers defense and was the only player to start every game during the Panthers first three seasons. He eventually went on to coach the Panthers as an assistant for seven seasons before losing his battle with cancer in 2005.

Mills implored the 2003 team to "Keep Pounding" before a home playoff game against Dallas and that phrase has become a cornerstone of the Panthers culture and identity.



In the opening regular season game against Green Bay in 2004, the **PSL owners** who helped make the stadium and franchise possible were also honored at halftime. The Panthers sold over 60,000 Permanent Seat Licenses to help fund the construction of Bank of America Stadium.

TEAM CHRONOLOGY

1987

- April 16 Jerry Richardson approaches NationsBank Chairman Hugh McColl about the idea of bringing an NFL team to the Carolinas.
- July 16 Jerry and Mark Richardson; NationsBank Chairman and Chief Executive Officer Hugh McColl, Jr.; attorney Richard Thigpen, Jr.; Max Muhleman of Muhleman Marketing and John Lewis of Arthur Andersen and Company meet in Charlotte to discuss the feasibility of entering the multi-city competition for two NFL expansion franchises.
- August 21 Mark Richardson travels to Kansas City, Missouri, to select HOK Sports Facilities Group as the architects for an NFL stadium, later named Ericsson Stadium.
- December 15 Jerry Richardson officially announces an NFL franchise bid and the stadium effort for the Carolinas and begins lobbying NFL owners.

1988

- July 1 Jerry Richardson announces the near completion of franchise financing plans and the selection of four possible stadium sites — two in York County, South Carolina, and two in North Carolina.

1989

- April 11 Mike McCormack, a Hall of Fame lineman with the Cleveland Browns and former president, general manager and head coach of the Seattle Seahawks, joins Richardson Sports as executive consultant for the Carolinas NFL expansion effort.
- August 20 At “Carolinas Kickoff ‘89” staged by Richardson Sports, a sellout crowd of 52,855 in Raleigh’s Carter-Finley Stadium watches the New York Jets and Philadelphia Eagles, demonstrating the region’s support of NFL football in the Carolinas.
- September 5 Jerry Richardson announces the formation of a 12-member partnership group to bolster his expansion effort.
- December 15 Richardson Sports selects a site in uptown Charlotte as the future site of a privately financed NFL stadium, which will seat more than 70,000 people.

1990

- August 11 “Carolinas Kickoff II” features the Washington Redskins and the Atlanta Falcons in a game billed as the “Backyard Battle” before a sellout crowd of 52,036 Carolinians, this time at Kenan Stadium in Chapel Hill, North Carolina.

1991

- February 26 F.N. Thompson Company of Charlotte is selected as the general contractor for the later-named Ericsson Stadium.
- June 26 South Carolina Governor Carroll Campbell and North Carolina Governor Jim Martin officially announce their support of NFL expansion in the Carolinas through the formation of a blue-ribbon committee of leading citizens from both states.
- August 24 69,117 fans cram Williams-Brice Stadium in Columbia, South Carolina for the “Victory Bowl” or “Carolinas Kickoff III” between the Washington Redskins and New York Jets. The crowd represents the largest neutral-site attendance for an NFL exhibition game in 10 years.
- September 13 Richardson Sports submits a formal community application for a Carolinas NFL franchise along with a \$100,000 deposit. This application outlines demographics and other market statistics and NationsBank commitment to finance the stadium.
- September 30 Richardson Sports submits a partnership application for a Carolinas franchise.
- December 10 Richardson Sports representatives make Carolina’s presentation to NFL Commissioner Paul Tagliabue, President Neil Austrian and their staff in New York.

1992

- March 18 At the NFL owners meeting in Phoenix, the NFL reduces the number of expansion hopefuls from 11 to seven with the Carolinas’ bid making the cut.
- May 20 At the league meeting in Pasadena, California, the NFL cuts the list of expansion hopefuls to five communities — including the Carolinas.
- September 1 Jerry and Mark Richardson present a stadium financing plan to NFL officials at a meeting in Charlotte. Although no details are revealed publicly, the Richardsons disclose that no public money would be used to finance the stadium. This financing plan involves the sale of Permanent Seat Licenses (PSLs).
- October 20 At the NFL owners meeting in Chicago, league officials delay expansion until 1993 because of a labor dispute involving the players’ union collective bargaining agreement.

TEAM CHRONOLOGY

1993

- March 23 At the league meeting in Palm Desert, California, NFL owners announce the final timetable for expansion with plans calling for two teams to be awarded in October 1993.
- April 20 The NFL gives approval to Richardson Sports' plan to privately finance a 72,300-seat stadium with the sale of Permanent Seat Licenses (PSLs).
- May 6 The NFL and its players reach a landmark settlement regarding a seven-year collective bargaining agreement, clearing the way for expansion.
- May 20 Jerry Richardson unveils a model and renderings of the Panther blue, silver and black, 72,300-seat stadium that would house an NFL expansion team for the Carolinas.
- May 25 At the owners meeting in Atlanta, the NFL announces the price for an expansion franchise — \$140 million.
- July 1 A Fair Share Agreement between Richardson Sports and the NAACP spells out far-reaching opportunities for minorities with the Carolinas NFL expansion team.
- July 1 The sale of luxury suites, club seats and PSLs officially begins with Richardson Sports receiving 15,000 pieces of mail from first-day orders collected June 28-July 1. By the end of the first day, all 8,314 club seats sell out, and all 104 luxury suites are reserved and ultimately leased (later 33 additional suites are added to Carolinas Stadium). First-day PSL orders total 41,632.
- August 31 Richardson Sports travels to New York to deliver its financing plan to the NFL.
- September 3 The ticket campaign for potential NFL expansion cities ends with the Carolinas receiving orders for 104 luxury suites, 8,314 club seats and 49,724 PSLs. Deposits for luxury suites, club seats and PSLs total \$54 million, representing a total pledge of \$112.7 million.
- September 10 Richardson Sports delivers to the NFL term sheets for loans to construct a state-of-the-art stadium and purchase the franchise.
- September 13 Richardson Sports and Clemson University announce that the Carolinas NFL expansion team would play its first season (1995) in Clemson Memorial Stadium, known as "Death Valley."
- September 22 Richardson Sports makes a 1-1/2 hour presentation to the NFL expansion and finance committees and league officials, including Commissioner Tagliabue. They report to the league that NationsBank and Wachovia have posted a \$30-million guarantee to purchase unsold PSLs. Effectively, the stadium is sold out, and total money pledged is \$142.7 million.
- OCTOBER 26** **At the league meeting in Chicago, NFL owners unanimously select the Carolinas as the 29th NFL franchise and the first expansion team since 1976. Owners also voted to delay selection of the second franchise until November 30 with Baltimore, St. Louis, Jacksonville and Memphis still under consideration.**

1994

- January 1 Jon Richardson officially joins the Panthers as Director of Stadium Operations.
- January 3 The Carolina Panthers put 12,000 remaining PSLs on sale. All orders received January 3-8 are given first-day priority. In addition, they announce that the remaining 10,000 PSLs will remain on sale until they are sold out. In all, Panthers fans respond from 16 states and the District of Columbia during the week-long priority period.
- January 12 Jerry Richardson announces the hiring of veteran NFL executive Bill Polian as general manager and the promotion of Mike McCormack to club president.
- April 22 Led by owner and founder Jerry Richardson, the Carolina Panthers hold the groundbreaking ceremony at the stadium's uptown site. The construction is expected to take 27 months to complete.
- April 24 The Carolina Panthers move to the front of the 1995 draft order when owner and founder Jerry Richardson wins a coin flip with Wayne Weaver of the Jacksonville Jaguars during the NFL draft. Commissioner Paul Tagliabue flipped the coin at the NFL draft headquarters.
- May 3 The Panthers accept Wofford College Board Of Trustees Chairman Walt Sessions' invitation to hold training camp on the Spartanburg campus beginning with the inaugural season in 1995.
- May 26 The NFL owners vote to pit the expansion Panthers and Jacksonville Jaguars against one another in the 1995 Hall of Fame game. The game will be the first game in team history for both franchises.
- July 19 The Panthers select Winthrop University in Rock Hill, South Carolina, to be the team's temporary practice site until completion of the team's facilities at Ericsson Stadium.
- October 5 The Carolina Panthers hold their first free agent workout at Winthrop University in Rock Hill, South Carolina. Participating are former Duke running back Randy Cuthbert and former Johnson C. Smith wide receiver Gregory Clifton, along with Matt Elliott, Darryl Moore, Beno Bryant, and Jeff Pahukoa.

TEAM CHRONOLOGY

- November 2 NFL Commissioner Paul Tagliabue slots the Carolina Panthers in the NFC West, joining the Atlanta Falcons, New Orleans Saints, Los Angeles Rams and San Francisco 49ers.
- December 15 The original Carolina Panthers are signed. Matt Campbell, Randy Cuthbert, Kevin Farkas, Mike Finn, Willie Green, Carlson Leomiti, Darryl Moore, Tony Smith, Lawyer Tillman and Eric Weir form the group.

1995

- January 4 The Panthers hire the team's first coaches, adding offensive line coach Jim McNally and wide receivers coach Richard Williamson, both from the Cincinnati Bengals.
- January 23 The Panthers sign Dom Capers from the Pittsburgh Steelers as the first head coach in team history.
- February 15 The Carolina Panthers select 35 players in the expansion draft. With the second overall pick they select cornerback Rod Smith from the New England Patriots.
- February 20 The Carolina Panthers sign two unrestricted free agents: kicker John Kasay from the Seattle Seahawks and defensive end Mike Fox from the New York Giants. The signings mark the first unrestricted free agents to join the Panthers in team history.
- April 4 The Panthers take the field for the first time as a team during the first of a series of off-season workout sessions.
- April 22 The Carolina Panthers make quarterback Kerry Collins of Penn State the team's first draft choice, selecting him with the fifth overall selection, acquired from Cincinnati.
- May 2 Panthers owner Jerry Richardson announces his resignation as chairman from Flagstar in order to devote his attention to his involvement in NFL activities.
- May 3 Carolinas Stadium Corp hosts topping out ceremonies at the stadium, recognizing that construction has reached its highest point.
- July 14 The Panthers report to the team's first ever training camp, marking the official beginning of the inaugural season campaign.
- July 29 The Carolina Panthers defeat the Jacksonville Jaguars 20-14 in the Hall of Fame Game, becoming the first NFL team to win its inaugural contest.
- September 3 The Panthers lose 23-20 in overtime to the Atlanta Falcons in the team's first regular-season game.
- October 15 The Panthers earn their first win in franchise history, defeating the New York Jets 26-15, highlighted by Sam Mills' 36-yard interception return for a touchdown.
- November 5 The Panthers win an expansion-record fourth game in a row, defeating the San Francisco 49ers 13-7 at 3Com Park, marking the first time in league history an expansion team defeated the defending world champion.
- December 24 The Panthers wind up their inaugural season with a 7-9 record, more than doubling the previous expansion-best mark of three wins. The NFL seventh-ranked defense had the best record of any non-playoff team in the league over the last 11 weeks, posting a 7-4 record after opening the season 0-5. The team notches an expansion-best 5-3 home record at its home-away-from-home field at Clemson's Memorial Stadium.

1996

- June 26 Carolina Panthers Director of Business Operations Mark Richardson announces an agreement to name the Panthers new home Ericsson Stadium.
- July 26 The six bronze panthers that flank each of Ericsson Stadium's main entrances are unveiled. The statues were the largest sculpture commission in the United States.
- July 27 The gates of Ericsson Stadium are opened for the first time at PSL Appreciation Day marking the first public event in the Stadium.
- August 3 The Panthers defeat the Chicago Bears 30-12 in a preseason game, the team's first contest in their new home.
- September 1 The Panthers defeat the Atlanta Falcons 29-6 in the first regular season game at Ericsson Stadium.
- December 22 Defeating the Pittsburgh Steelers 18-14 with a last minute goal-line stand, the Panthers conclude the 1996 regular season with a 12-4 record and the NFC West division title. The team recovered from a 5-4 start to win its last seven games and a first-round playoff bye. John Kasay's three field goals against the Steelers give him 37 for the season and a new single-season NFL record.

TEAM CHRONOLOGY

1997

- January 5 The Panthers defeat the defending Super Bowl Champion Dallas Cowboys 26-17 at Ericsson Stadium in the team's first playoff game.
- March 12 Panthers President Mike McCormack announces his retirement as president of the Carolina Panthers, ending a 46-year NFL career as a player, coach and executive.
- April 2 Jon Richardson is named president of Carolinas Stadium Corp and Mark Richardson president of the Carolina Panthers.
- September 21 Mike McCormack is inducted as the first member of the Carolina Panthers Hall of Honor.

1998

- September 27 During halftime ceremonies of the Panthers game versus Green Bay, Sam Mills is inducted into the Carolina Panthers Hall of Honor as the first former player to be so recognized.

1999

- January 4 George Seifert, who guided San Francisco to two Super Bowl titles as head coach and won a total of five Super Bowl rings with the 49ers, is named as the second head coach of the Carolina Panthers. Seifert comes to Carolina after compiling a 108-35 (including playoffs) record in eight seasons at San Francisco, giving him the best winning percentage in NFL history (.755).

2001

- May 22 At the NFL Spring Meeting in Rosemont, Illinois, NFL owners unanimously approved the realignment of the League into eight four-team divisions when the Houston Texans begin play in 2002. Carolina was placed in the NFC South division with Atlanta, New Orleans and Tampa Bay.

2002

- January 25 The Panthers name John Fox as the third head coach in franchise history. Carolina is the first head coaching position for Fox, who was the defensive coordinator for the New York Giants from 1997-2001.
- February 22 Marty Hurney is promoted to General Manager from Director of Football Operations.
- September 8 Panthers break 15-game losing streak with 10-7 victory over Baltimore Ravens in John Fox's head coaching debut.

2003

- September 7 Panthers stage biggest rally in team history, overcoming 17-0 deficit in season opener against Jacksonville as quarterback Jake Delhomme comes off the bench to throw three second half touchdown passes.
- October 12 Carolina goes 5-0 with an overtime victory at Indianapolis to record best start in franchise history as John Kasay kicks a 47-yard field goal.
- October 26 Panthers set NFL record with their third overtime road victory on a 31-yard John Kasay field goal as Stephen Davis sets a then club record for yards rushing in a single game with 178 on 31 carries.
- December 14 Carolina wins its first NFC South title as John Kasay kicks a 49-yard field goal with four seconds remaining to give Panthers a 20-17 victory at Arizona and clinch second playoff berth in team history.

2004

- January 3 In the second home playoff game in team history and first since January 5, 1997, the Panthers defeat Dallas 29-10 at Ericsson Stadium.
- January 10 In fifth longest game in NFL history, the Panthers score on the first play of the second overtime as Jake Delhomme hits Steve Smith with a 69-yard scoring pass to give Carolina an NFC Divisional win at St. Louis, breaking a 14-game home winning streak by the Rams.
- January 16 Bank of America and the Carolina Panthers announced a title sponsorship agreement at Founders Hall. Bank of America Stadium will be the name of the Panthers home.
- January 18 Carolina wins its first NFC Championship, defeating Philadelphia 14-3 at Lincoln Financial Field as Ricky Manning, Jr. ties an NFL Championship game record with three interceptions.
- February 1 The Panthers play in Super Bowl XXXVIII at Reliant Stadium in Houston, Texas, losing to the New England Patriots 32-29.

TEAM CHRONOLOGY

2005

August 13

The Panthers retired jersey number 51, making Sam Mills the only player in team history to receive the honor. Mills played for the Panthers from 1995-97 and earned a Pro Bowl selection in 1996. After retiring in 1997, Mills became a scout for the Panthers in 1998 and served as the team's linebackers coach from 1999-2004. He became the first former player and second member of the Panthers Hall of Honor in 1998.

2006

January 8

The Panthers registered the first road playoff shutout in the NFL since 1979, defeating the New York Giants, 23-0. In holding scoreless a New York team that ranked third in the League in scoring during the regular season, Carolina became the first NFL team to register a shutout on the road in the playoffs since the Los Angeles Rams posted a 9-0 victory at Tampa Bay (1/5/80) in the 1979 NFC Championship. Ironically, the last time head coach John Fox coached a playoff game at Giants Stadium, his defense also pitched a shutout. With Fox as the Giants defensive coordinator, New York shut out Minnesota, 41-0, in the 2000 NFC Championship. The shutout was Carolina's third in team history as the Panthers limited New York to 132 total net yards and rushed for 223 yards on offense.

January 15

The Panthers won their fourth consecutive road game in the playoffs to equal the NFL record for the most consecutive postseason road victories, previously accomplished by the Dallas Cowboys from 1975-81. With the win, head coach John Fox became only the fifth head coach in NFL history to record at least four postseason victories. Wide receiver Steve Smith amassed 218 receiving yards and two touchdowns on 12 receptions. His receiving yardage ranked as the most in team history and the fourth-highest postseason total in NFL history. His 12 catches tied for the second-highest total in NFL postseason annals.

2008

December 28

Carolina defeats the New Orleans Saints, 33-31, on a John Kasay game-winning 42-yard field goal with one second remaining to clinch the NFC South division title and earn the franchise's fourth-ever playoff berth. The Panthers finished the regular season with a 12 victories, equaling the most wins in team history.

2009

September 1

Jon Richardson resigns as president of Bank of America Stadium and Mark Richardson resigns as president of the Carolina Panthers.

September 2

Danny Morrison is named president of the Carolina Panthers. He joins the organization with experience as Texas Christian University athletics director, Southern Conference commissioner and Wofford College athletics director and senior vice president.

2011

January 11

The Panthers name Ron Rivera as the fourth head coach in franchise history. Carolina is the first head coaching position for Rivera, who previously served as defensive coordinator for the San Diego Chargers beginning midway through the 2008 season. A linebacker on the Chicago Bears 1985 Super Bowl Championship team, Rivera also served as defensive coordinator for the Bears from 2004-06.

April 28

The Panthers select quarterback Cam Newton with the No. 1 overall selection in the 2011 NFL Draft. Newton is named Associated Press Offensive Rookie of the Year after a record-setting rookie campaign. Newton accounted for a NFL rookie record 35 total touchdowns (21 passing, 14 rushing), passed for a then NFL rookie record 4,051 yards and rushed for an NFL quarterback record 14 touchdowns.

2012

January 29

Carolina makes the first logo refinement in the team's 18-year history. It has been designed to provide a more aggressive, contemporary look to the logo while making it more three-dimensional for ever-increasing digital use. The primary tweaks made by the creative department of the National Football League are primarily in the features in the eyes and mouth.

TEAM CHRONOLOGY

2013

January 9

The Panthers name Dave Gettleman as general manager. Carolina is the first general manager position for Gettleman, who came from the New York Giants where he served as the senior pro personnel analyst in 2012 after working as director of pro personnel the previous 13 years. Gettleman was a part of six Super Bowl teams, including three winners. He was with Buffalo in 1990 and 1991, Denver in 1997 and the Giants in 2000, 2007 and 2011.

February 2

Panthers linebacker Luke Kuechly is named 2012 Associated Press Defensive Rookie of the Year, becoming the second player in Panthers history to win the award, joining Julius Peppers (2002). Kuechly tallied a league-leading 164 tackles (103 solo) to become the first rookie since San Francisco's Patrick Willis in 2007 to lead the NFL in tackles. The Panthers are just the fourth team to have back-to-back offensive or defensive rookies of the year (Cam Newton – 2012 Offensive) since the Associated Press started presenting the awards in 1967.

December 29

The Panthers defeat the Atlanta Falcons, 21-20, at the Georgia Dome to finish the regular season with a 12-4 record, earning the NFC South division title and the team's first playoff appearance since 2008. After starting the season with a 1-3 record, the Panthers won 11 of their final 12 regular season games – including a franchise record eight-game winning streak – to secure the No. 2 seed in the NFC and a first-round bye.

2014

February 1

Ron Rivera is selected as Associated Press NFL Coach of the Year, and linebacker Luke Kuechly wins Associated Press NFL Defensive Player of the Year, accepting the honors during the NFL Honors award show in New York. Rivera received 21.5 votes. Kansas City Chiefs coach Andy Reid finished second with 13.5 votes. He is the second coach in Panthers history to earn the award, joining Dom Capers who won in 1996. Rivera led Carolina to 12 wins, the NFC South division title and the team's first playoff appearance since 2008. Kuechly received 13 votes to edge Robert Mathis of the Indianapolis Colts by 1.5 votes. With Kuechly captaining the defense, the Panthers ranked second in the NFL in total and scoring defense in 2013, allowing 301.2 yards and 15.1 points per game. He is the first Panthers player to win the award.

December 28

The Panthers defeat the Atlanta Falcons, 34-3, at the Georgia Dome to earn the team's second consecutive NFC South division title and playoff appearance. The Panthers became the first team in NFC South history to win consecutive division championships since realignment in 2002 and the first team since 1970 to overcome a six-game losing streak and win their division.

2015

January 3

The Panthers defeat the Arizona Cardinals, 27-16, at Bank of America Stadium to win the team's first playoff game since 2005. The Panthers held the Arizona Cardinals to an NFL playoff record low 78 total net yards, breaking a 56-year old record of 86 yards allowed by the New York Giants against the Cleveland Browns in 1958.

January 31

Linebacker Thomas Davis is named the 2014 Walter Payton NFL Man of the Year. The award recognizes a player's off-the-field community service as well as his playing excellence. A team captain, Davis finished produced his third consecutive 100-tackle season for the Panthers 10th-ranked defense. Davis makes a difference in the community with his Thomas Davis Defending Dreams Foundation, a non-profit dedicated to providing and promoting free programs that enhance the quality of life for underprivileged children and their families.

November 2

Kicker Graham Gano's 52-yard field goal in overtime vs. Indianapolis gives Carolina a 29-26 victory, the team's first home overtime win in franchise history. Carolina becomes the first team in the NFL since the elimination of the sudden death overtime rule in 2012 to win a game after trailing in overtime.

December 6

The Panthers become the first team to win the NFC South Division title three consecutive times after defeating the New Orleans Saints in New Orleans, 41-38.

December 20

With a 38-35 victory at the New York Giants, the Panthers set an NFC record with an 18th-consecutive victory. The streak, which began at New Orleans (12/7/14), surpassed the previous record of 15 consecutive wins by San Francisco from 1989-90 and Green Bay from 2010-11. The 18 consecutive victories include 14 consecutive victories in a single season, a franchise record. Quarterback Cam Newton became the first player in NFL history with 300 or more passing yards, five or more passing touchdowns and 100 or more rushing yards in a single game.

TEAM CHRONOLOGY

2016

- January 3 The Panthers defeat the Tampa Bay Buccaneers to finish the season with a franchise-best 15-1 record. The Panthers are the fourth team in the Super Bowl era to start a season 14-0, joining the 1972 Miami Dolphins, 2007 New England Patriots and 2009 Indianapolis Colts.
- January 24 The Panthers host the first NFC Championship at Bank of America Stadium, defeating the Arizona Cardinals 49-15 to advance to Super Bowl 50. The 49 points scored are the second-most points scored in a conference championship game since the AFL-NFL merger in 1970. Including two playoff games, the Panthers win every home game in the 2015 season for the first time in franchise history.
- February 6 Cam Newton is selected as the Associated Press NFL Most Valuable Player, the first time in franchise history a Panther has been named MVP. He is also named the Associated Press NFL Offensive Player of the Year. Head Coach Ron Rivera is selected as the Associated Press NFL Coach of the Year for the second time in three seasons.
- February 7 The Panthers play in Super Bowl 50 at Levi's Stadium, Santa Clara, California, losing to the Denver Broncos, 24-10.

2017

- February 9 Danny Morrison resigns as president of the Carolina Panthers.
- July 19 Marty Hurney, who previously served as the team's general manager from 2002-12, is named interim general manager.

2018

- February 21 Marty Hurney is named full-time general manager.
- May 16 The Carolina Panthers announce that a definitive agreement has been signed to sell the team to David Tepper, the founder and president of global hedge fund Appaloosa Management, L.P., and a well-known philanthropist.
- May 22 At the league meeting in Atlanta, NFL owners and the league's finance committee unanimously approve David Tepper as the new owner of the Carolina Panthers.
- August 24 The Carolina Panthers announce that Tom Glick, previously the chief commercial officer of City Football Group, a multi-national soccer organization, was named team president of business operations.

2019

- February 1 Longtime star defensive end Julius Peppers retired from the NFL. Peppers, who played for the Panthers from 2002-09 and 2017-18, finished his career ranked fourth in NFL history with 159.5 sacks, including a franchise-record 97 with Carolina. He is the only player in NFL history with 150 sacks and 10 interceptions.
- March 18 Construction crews began work on the Carolina Panthers new practice bubble and practice field reconfiguration. The new practice bubble provides a climate controlled, indoor artificial turf field for the team to utilize as needed.
- October 6 The Panthers expanded the Hall of Honor with the first class of players in over 20 years. At halftime of the team's Week 5 win over Jacksonville, the Panthers inducted all-time greats wide receiver Steve Smith, Sr., quarterback Jake Delhomme, offensive tackle Jordan Gross and tight end Wesley Walls.
- October 13 The Panthers play their first international regular season game in franchise history at Tottenham Hotspur Stadium in London, defeating the Tampa Bay Buccaneers 37-26.
- December 3 Perry Fewell was named the interim head coach for the remainder of the 2019 season.
- December 29 In Week 17 against New Orleans, running back Christian McCaffrey became the third player in NFL history to record 1,000+ rushing yards and 1,000+ receiving yards in a single season. McCaffrey finished the year with 2,392 yards, shattering the previous franchise record and ranking third in NFL history in single-season yards from scrimmage.

2020

- January 8 Matt Rhule is named the fifth head coach in Carolina Panthers history. He took Baylor from one win in 2017 to an 11-3 record and berths in the Big 12 Championship and Sugar Bowl in 2019. At Temple from 2013-16, Rhule directed the Owls to 10 wins in his third season and to their first conference title since 1967 a year later.

TEAM CHRONOLOGY

- January 14 Linebacker Luke Kuechly retired from his playing career in January 2020, after eight seasons with the Panthers. In his career, he earned seven Pro Bowl honors, seven AP All-Pro selections, the 2013 Defensive Player of the Year award and the 2012 NFL Rookie of the Year award. Kuechly finished his career with 1,092 tackles, second-most in Panthers history.
- January 20 Construction begins to create 14 field-level suites in the west end zone at Bank of America Stadium, which will be called The Gallery.
- April 25 Carolina uses all seven of its choices on defensive players during the three-day virtual NFL Draft, becoming the first team in the common draft era to have at least seven picks in a draft and make them all on defense. The Panthers tied the Cleveland Browns, who used all seven picks on offense, in 1985 for the most selections on one side of the ball in a draft.
- September 13 After the NFL cancels preseason because of the coronavirus, Carolina opens the season against the Las Vegas Raiders in an empty Bank of America Stadium due to COVID-19 restrictions that prevent fans from attending.
- September 27 Head Coach Matt Rhule recorded his first career win with the Panthers, defeating the Los Angeles Chargers by a score of 21-16.
- December 27 Panthers earned 200th regular season win in team history with a 20-13 victory at Washington.

2021

- January 14 Scott Fitterer is named general manager of the Carolina Panthers. He comes to the Panthers from the Seattle Seahawks, where he spent 20 seasons, serving as vice president of football operations in 2020 and co-director of player personnel from 2015-2019. Fitterer originally joined the Seahawks in 2001 as an area scout and worked in various roles, including director of college scouting from 2011-2014. He began his NFL career with the New York Giants in 1998.
- March 30 NFL clubs approve at a virtual league meeting to expand the regular season with each team playing 17 regular season games and three preseason games.

2022

- February 1 Kristi Coleman is named team president of the Carolina Panthers after serving three years as the team's Vice President and Chief Financial Officer.
- February 10 The NFL announces Sam Mills as a member of the 2022 Pro Football Hall of Fame class, part of an eight-man group. Mills, the former Panthers linebacker and assistant coach was the first player inducted into the team's Hall of Honor, and the only player whose number is formally retired by the team.
- October 10 Defensive pass game coordinator/secondary coach Steve Wilks was named the interim head for the remainder of the 2022 season.

2023

- January 26 Frank Reich is named the sixth head coach in Carolina Panthers history. He most recently served as the head coach of the Indianapolis Colts for five seasons from 2018-2022. He brings more than 30 years of NFL experience as a player (1985-1998) and coach (2006-2022), including being the Panthers starting quarterback in the franchise's inaugural regular season game in 1995.
- March 10 Panthers agree on a trade with the Chicago Bears to acquire the top overall pick in the 2023 NFL Draft. Carolina sent Chicago its 2023 first-round draft choice (9th overall), 2023 second-round draft choice (61st overall), 2024 first-round draft choice, 2025 second-round draft choice and wide receiver DJ Moore in exchange for the Bears 2023 first-round draft choice (1st overall). The deal became official at the start of the new league year on March 15.
- April 27 The Carolina Panthers selected Alabama quarterback and 2021 Heisman Trophy winner Bryce Young with the first overall pick in the NFL Draft. Young finished his career ranked second in school history with 8,356 passing yards and 80 touchdowns through the air.

SIR PURR

The Carolina Panthers mascot, Sir Purr a beloved fixture of football in the Carolinas, is in his 29th season with the Panthers. Gifted with nimble feet, a great smile and one huggable belly, this cat is best known for his silly antics and creative skits that can be seen on game day and throughout the community.

Sir Purr has entertained crowds not only locally, but internationally. His ability to make people smile and bring out the child in everyone has caught the eyes of fans everywhere. Sir Purr has performed at the NFL Pro Bowl in Hawaii, Celebrity Mascot Games in Florida, and the Thanksgiving Day Parade in New York, internationally he has performed at the Chinese New Year parade in Hong Kong, and for our armed forces in Djibouti, Kuwait, and Bahrain.

Always keep a look out because you never know where this agile cat might pounce to next.



THE TOPCATS

The Carolina Panthers Cheerleaders, the TopCats, are a diverse group of both women and men who serve as ambassadors to the youth and represent all regions across our one Carolina. When these 25 individuals are not performing at Bank of America stadium, they hold careers in a variety of distinguished professions including legal counsel, business analytics, computer programming, education, human resources, fitness instruction, medical, real estate, and more. The TopCats are under the management of Chandalae Lanouette and spend over 800 hours across North and South Carolina a year investing in the community with the goal of bringing Panther's Pride to surrounding regions.

BLACK & BLUE CREW

The Black & Blue Crew has been engaging and entertaining fans at Bank of America Stadium since 2013. The group of diverse men and women who comprise the Black & Blue Crew interacts with fans before gates open out in the tailgating experience, as fans enter Bank of America Stadium and during the game to help keep Panthers fans energized and excited.



PURRCUSSION DRUM LINE

Feel the beat of the Carolina Panthers drumline—PurrCussion—Featuring a combination of groove, chops, visuals, choreography and dynamics, PurrCussion is made up of talented snare, tenor, bass, and cymbal players from across the Carolinas. This unique group of musicians come from diverse percussion backgrounds, disciplines, and styles, ranging from university marching bands and drum corps to self-trained drummers. Members hold careers in a variety of distinguished professions including business, music education, and accounting and finance.

The PurrCussion drumline is staffed by Jason Meyer, and Patrick McLean.

Jason Meyer, the PurrCussion Coordinator, oversees all musical and creative aspects of PurrCussion as well as working full-time as a Creative Director for a local healthcare provider. Prior to his promotion as PurrCussion Coordinator, Jason served as the PurrCussion Assistant in 2016 as well as serving as the PurrCussion tenor section captain for three years prior to

joining the staff. Beyond his experience with PurrCussion, Jason has performed, taught, or judged marching percussion for over 15 years including competing in Independent World Class of Winter Guard International in 2007, marching for the App State Drumline throughout his college career and eventually instructing the App State Drumline for two years after his graduation from ASU.

Patrick McLean, the PurrCussion Assistant, oversees all developmental components of PurrCussion as well as working full-time in-law enforcement in South Carolina. He is entering his fifth season as the PurrCussion Assistant after three seasons performing as a bass drummer for the ensemble. He has previously marched with the Garfield Cadets/Cadets of Bergen County Drum and Bugle Corps from 1988-1991, winning a DCI World Championship and High Percussion Award in 1990. Patrick has served as a percussion instructor and arranger for numerous high school marching bands and both WGI Independent and Scholastic Indoor Drum Lines in North and South Carolina.

PANTHERS TELEVISION NETWORK



Steve Smith Sr.
Color Analyst

Before retiring in 2017, **Steve Smith Sr.** played 16 seasons in the NFL, primarily with the Carolina Panthers. Smith, who grew up in Los Angeles, went on to become a five-time Pro Bowl selection, three-time All-Pro and one of the most productive wide receivers in NFL history. Smith played college football at Utah and was drafted in the third round of the 2001 NFL Draft.

Following 13 years in Carolina, he spent his final three seasons with the Baltimore Ravens. To date, he ranks eighth all time in the NFL with 14,731 receiving yards. Smith is also Carolina's all-time leader in receptions, receiving yards and receiving touchdowns. His 1,031 receptions rank 12th in NFL history.

In 2013, Smith and his wife, Angie, founded the Steve Smith Family Foundation, which champions the cause of the voiceless and fearful, while working toward ending domestic violence. In November of 2016, they launched the Smith Family Wellness Center, a free medical and counseling clinic run by Project 658 that serves families in-need. "It's not about taking and how much can you get for yourself," Smith told the Charlotte Observer in 2017. "Life is about paying it forward to someone else."



Taylor Zarlour
Play-By-Play

Taylor Zarlour is a play-by-play commentator for ESPN and SiriusXM, calling football and golf. He broadcasts SEC football, the PGA tour and college golf. In addition, Zarlour oversees SiriusXM PGA Tour Radio as an executive, responsible for all four major championships and The Ryder Cup.

Growing up in Mobile, Alabama, Taylor began his broadcasting career as a sports reporter for WEAR TV in Pensacola, Fla. From there, he went on to host the Morning Show for Sports Radio 560 in Nashville, Tenn., before returning to Mobile where he served as the Program Director and Afternoon Host for Sports Radio 105.5 WNSP.

Taylor moved to North Carolina in 2004 as the Program Director and Morning Host for Triangle Sports Talk 1490/1090 in Raleigh/Durham. He later became the Sports Director for Curtis Media Group in Raleigh, while also hosting his own daily sports talk show. In January 2011, Taylor moved to Charlotte to join 610 WFNZ, as the host of The Drive each weekday afternoon.

Taylor graduated from Huntingdon College (Montgomery, Ala.) in 2000, with a degree in Broadcast Journalism. He lives in Charlotte with his wife and two daughters.

The Carolina Panthers Television Network consists of 13 television stations representing each of the major markets in North Carolina, South Carolina and Virginia.

STATION	AFFILIATE	CITY
WJZY	FOX	Charlotte, NC (flagship)
WCSC	CBS	Charleston, SC
WACH	FOX	Columbia, SC
WFXB	FOX	Florence/Myrtle Beach, SC
WFMY	CBS	Greensboro/Winston-Salem/High Point, NC
WRAL	NBC	Raleigh/Durham/Fayetteville, NC
WYFF	NBC	Greenville/Spartanburg/Anderson, SC/Asheville, NC
WSFX	FOX	Wilmington, NC
WVEC	ABC	Tidewater/Outer Banks, NC
WDBJ	CBS	Roanoke, VA
WITN	NBC	Greenville/New Bern, NC
WJCL	ABC	Savannah, GA
WJBF	FOX	Augusta, GA

PANTHERS RADIO NETWORK



David Langton



Anish Shroff



Jim Szoke

OFFICIAL RADIO BROADCAST

Seven hours of Intense Game Day Programming Plus Live Coach's Show and Weekday Updates

PANTHERS STADIUM SHOW 10am-noon WRFX 99.7 FM

For the most up-to-the-minute news from the Panthers and around the NFL, football fans tune into "The Panthers Stadium Show." Hosted by Jim Szoke, the award-winning countdown to kickoff provides a comprehensive preview and analysis of the Panthers and the day's game with tons of fun, special features, live player and coach interviews, college and pro football insiders and reports from around the League.

THE CAROLINA PANTHERS COUNTDOWN TO KICKOFF Noon-1pm (Network)

The entire network joins in on the fun one hour before game time for "The Carolina Panthers Countdown to Kickoff." Jim Szoke puts the final touches on the preparations for the day's game. This hour of award-winning pre-game coverage includes exclusive interviews with head coach Frank Reich and Panthers players and up-to-the-minute updates from other NFL games.

GAME BROADCAST 1-4pm (Network)

The Panthers broadcast team brings you all the hard-hitting action of every Panthers game. Anish Shroff is joined by Jake Delhomme, Luke Kuechly, Jim Szoke and Kristen Balboni to bring you the who, what and why of every exciting play. From the practice field to the playing field, your play-by-play team is with the Panthers every step of the way, each and every week.

PANTHERS POST GAME SHOW 4-5pm (Network)

The Panthers Post Game Show is a fast-paced game recap with highlights, interviews, analysis and reports from around the League. Listeners get the first chance to hear the team's reaction to the game as Anish, Jake, Luke and Jim conduct exclusive interviews with head coach Frank Reich and Panthers players from the locker room.

PANTHER TALK 6:05-7pm Monday (Network)

Join hosts Anish Shroff, Eugene Robinson and Jim Szoke, with interviews from head coach Frank Reich and other special guests from the Panthers and around the league every Monday night from 6:05-7:00 pm (Tuesday if the Panthers play on Monday night). Panther Talk can be heard on the Panthers Radio Network, the Team App or Panthers.com. Panther Talk airs from August 7th through the Monday following Carolina's final game.

PANTHERS UPDATES Monday through Friday (Network)

Hosted by Anish Shroff, Kristen Balboni and Jim Szoke, twice daily "Panthers Updates" keep you up to date on all the day-to-day activities of the Carolina Panthers. Panther Updates air from August 7th through the Friday following Carolina's final game.

Listen to all of the exciting action on the Panthers flagship station WRFX 99.7 FM, the Team App and Panthers.com.

For a complete listing of all Carolina Panthers Radio Affiliates, visit the Carolina Panthers Website, www.panthers.com/news/radio.

PANTHERS SPANISH RADIO NETWORK



The Carolina Panthers Spanish Radio Network will take the airwaves for the 15th season in 2023. A joint partnership between the Carolina Panthers and Spanish Sports Marketing and Broadcasting, LLC of Chapel Hill, NC, the CPSR Network serves its Spanish speaking fan base by broadcasting games and conducting community outreach programs across North and South Carolina.

Jaime Moreno returns in his role as the Voice of the Panthers in Spanish and will handle all play-by-play duties for the upcoming season. Jaime has covered the NFL and local sports on the radio for over 30 years and has become a favorite among Panthers fans for his animated style and unique ability to convey the excitement of the moment through the radio dial.

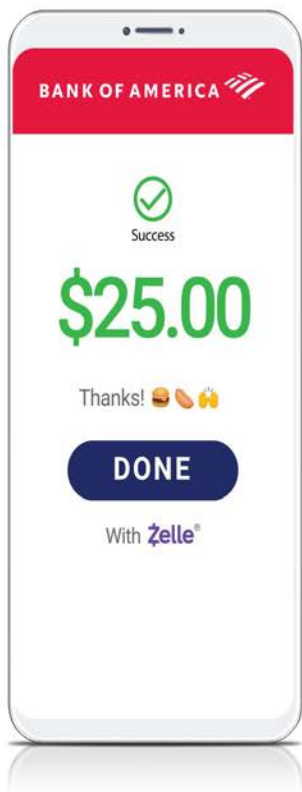
Heading up the project is longtime North Carolina sports broadcasting executive and SSMB President/General Manager Eric Fiddleman. He also enters his 23rd season as the Affiliate Manager for the Carolina Panthers Radio and TV Networks. Eric is the primary media/sales contact for the CPSR Network and welcomes all interest and inquiries at 919-370-9446.

Ben Blevins serves as the Network Producer/Technical Director and brings years of experience on National sports broadcasts of all types. Ben is responsible for getting and keeping the Network on the air as well as all distribution, production and technical issues related to the broadcasts. Ben is the primary technical contact for all affiliates and interested parties at 704-682-1942.

The Carolina Panthers Spanish Radio Network will partner with Norsan Media as its Flagship station on Latina 102.3 FM in Charlotte, NC. A Current affiliate lists can be found at Panthers.com.

WGSP	102.3 FM	Charlotte, NC
WBLO	790 AM	Greensboro, NC
WCLY	1550 AM	Raleigh, NC
WZUP	104.7 FM	Greenville, NC
WCEO	840 AM	Columbia, SC
WAZS	103.9 FM	Charleston, SC
WAZS	980 AM	Summerville, SC
WOLI	910 AM	Greenville, SC
WOLI	105.7 FM	Spartanburg, SC
WNOS	1450 AM	New Bern, NC
WNOS	97.1 FM	Winterville, NC

Secure your invite to the next tailgate



Digital tools so impressive,
you just can't stop banking.



Official Bank of the Carolina Panthers



bankofamerica.com/cantstopbanking

Screen images are simulated. The feature requires that you download the latest version of the Mobile Banking app and is only available in the Mobile Banking app for select iOS and Android devices. Message and data rates may apply. The Bank of America logo is a registered trademark of Bank of America Corporation.

Zelle® related marks are used under license from Early Warning Services, LLC.

©2023 Bank of America Corporation. All rights reserved.