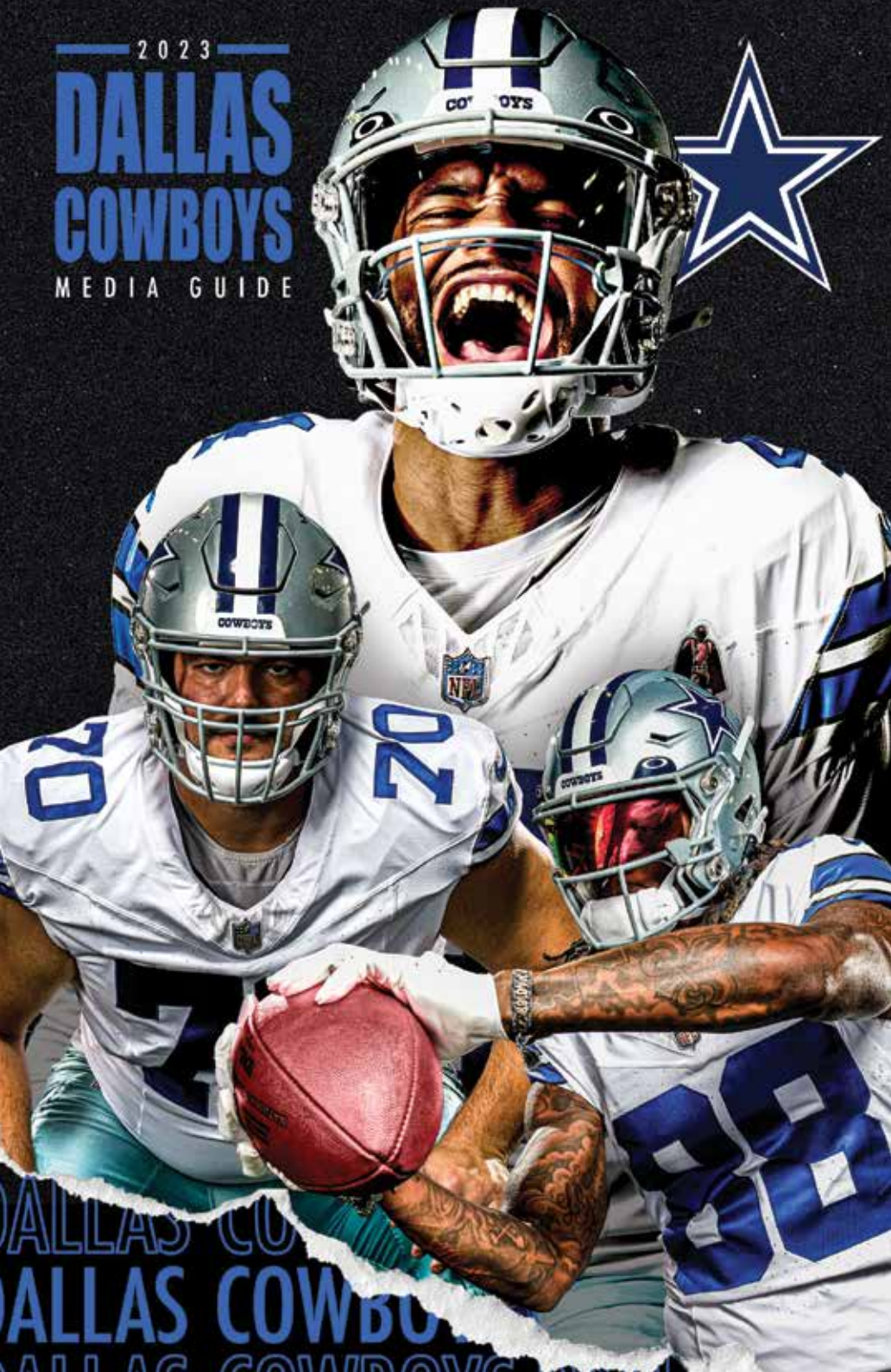


2023

# DALLAS COWBOYS

MEDIA GUIDE



DALLAS CO  
DALLAS COWBO  
DALLAS COWBOYS

# 2023 SCHEDULE

## PRESEASON

Date	Opponent	TV	Kickoff
Sat., Aug. 12	<b>JACKSONVILLE JAGUARS</b>	KTVT/CBS11	4:00 p.m.
Sat., Aug. 19	@ Seattle Seahawks	KTVT/CBS11	9:00 p.m.
Sat. Aug. 26	<b>LAS VEGAS RAIDERS</b>	KTVT/CBS11	7:00 p.m.

Date	Opponent	TV	Kickoff
Sun., Sept. 10	@ New York Giants	NBC	7:20 p.m.
<b>Sun., Sept. 17</b>	<b>NEW YORK JETS</b>	<b>CBS</b>	<b>3:25 p.m.</b>
Sun., Sept. 24	@ Arizona Cardinals	FOX	3:25 p.m.
<b>Sun., Oct. 1</b>	<b>NEW ENGLAND PATRIOTS</b>	<b>FOX</b>	<b>3:25 p.m.</b>
Sun., Oct. 8	@ San Francisco 49ers	NBC*	7:20 p.m.
Mon., Oct. 16	@ Los Angeles Chargers	ESPN	7:15 p.m.
Sun., Oct. 22	BYE		
Sun., Oct. 29	<b>LOS ANGELES RAMS</b>	FOX	Noon
Sun., Nov. 5	@ Philadelphia Eagles	FOX	3:25 p.m.
<b>Sun., Nov. 12</b>	<b>NEW YORK GIANTS</b>	<b>FOX</b>	<b>3:25 p.m.</b>
Sun., Nov. 19	@ Carolina Panthers	FOX	Noon
<b>Thurs., Nov. 23</b>	<b>WASHINGTON COMMANDERS</b>	<b>CBS</b>	<b>3:30 p.m.</b>
<b>Thurs., Dec. 30</b>	<b>SEATTLE SEAHAWKS</b>	<b>Prime Video</b>	<b>7:20 p.m.</b>
<b>Sun., Dec. 10</b>	<b>PHILADELPHIA EAGLES</b>	<b>NBC*</b>	<b>3:25 p.m.</b>
Sun., Dec. 17	@ Buffalo Bills	FOX	3:25 p.m.
Sun., Dec. 24	@ Miami Dolphins	FOX	3:25 p.m.
<b>Sat., Dec. 30</b>	<b>DETROIT LIONS</b>	<b>ESPN</b>	<b>7:15 p.m.</b>
Jan. 6/7	@ Washington Commanders	TBD	TBD

Home Games in **BOLD**

Game times and television broadcasts are subject to change

\* Select Prime Time games subject to change, Week 18 game TBD

Wild Card Weekend	January 13-15, 2024
Divisional Playoffs	January 20-21, 2024
Conference Championships	January 28, 2024
Pro Bowl Game Location TBD	February 4, 2023
Super Bowl LVIII Las Vegas, Nev.	February 11, 2024

## FINGERTIP INFORMATION

### OFFICE ADDRESS

The Dallas Cowboys World  
Corporate Headquarters at The Star in Frisco  
1 Cowboys Way,  
Suite 100  
Frisco, TX 75034  
Executive Office 972/497-4900  
Fax 972/497-4304  
Public Relations Department 972/497-4959

### COWBOYS TICKET OFFICE

AT&T Stadium  
1 AT&T Way  
Arlington, Texas 76011  
Ticket Office 817/892-5000

### Tickets:

Dallas Cowboys tickets can be purchased by  
visiting [www.dallascowboys.com/tickets](http://www.dallascowboys.com/tickets)



### HOME FIELD

AT&T Stadium (Capacity up to 100,000)

### Helmet/Blue Jersey

Silver (PMS 8240)  
Blue (PMS 282)

### White Jersey

Royal Blue (PMS 661)  
Silver-Green (PMS 8280)

## 2023 TRAINING CAMP

### OXNARD, CALIFORNIA

July 26-August 18  
Marriott Residence Inn, Oxnard River Ridge  
2101 Vineyard Ave.  
Oxnard, CA 93036  
805/278-2200

### FRISCO, TEXAS

August 22 - August 23  
Ford Center at The Star  
One Cowboys Way  
Frisco, TX 75034  
972/497-4900

### PHONE NUMBERS:

Public Relations 972/497-4959

**Photos:** Marco Garcia/Associated Press, Getty Images, Kelly Alexander, Logan Bowles, Doug Eaton, Ted Gangi, Richie Humphries, Jeremiah Jhass, Layne Murdoch, James D. Smith, Paul Spinelli, Corey Wernecke, Callena Williams, Kansas City Chiefs, New York Jets, Kansas State, Michigan, North Carolina, San Jose State, South Carolina, Southern Mississippi, Texas and collegepressbox.com.

Staff Directory ..... 2

### EXECUTIVE

Jones, Jerry ..... 8  
Jones, Stephen ..... 16  
Jones, Charlotte ..... 18  
Jones Jr., Jerry ..... 19

### STAFF

McCarthy, Mike ..... 22  
Coaching Staff ..... 24  
Football Operations/Administration ..... 45  
Player Personnel ..... 48  
Football Staff ..... 56

### PLAYERS

Biographies, Veterans ..... 62  
Biographies, 2023 Draft Picks ..... 168  
Biographies, Rookies and First-Year Players ..... 175  
Rosters  
2023 Rookies and First-Year Free Agents ..... 188  
2023 Veterans ..... 189  
All-Time, Coaches ..... 190  
All-Time, Alphabetical ..... 192  
All-Time, Numerical ..... 200  
All-Time Honors ..... 208  
All-Time Draft by College ..... 217  
All-Time Draft (1960-2023) ..... 218  
Free Agency ..... 230

### 2022 SEASON

Statistics  
Offense ..... 234  
Defense and Special Teams ..... 235  
Postseason ..... 236  
Preseason ..... 237  
Team Game-by-Game ..... 238  
Individual Game-by-Game ..... 240

### RECORDS

All-Time Statistical Leaders ..... 250  
Team Statistics by Year ..... 253  
Statistical Leaders by Year ..... 257  
Individual Records ..... 266  
Team Records ..... 278  
Largest Margin of Victory/Defeat ..... 287  
Record Temperatures ..... 287  
Longest Plays ..... 288  
Big Days ..... 289

### PLAYOFF RECORDS

Playoff History ..... 294  
All-Time Statistical Leaders ..... 296  
Individual Records ..... 298  
Team Records ..... 302  
Longest Plays ..... 305  
Big Days ..... 306

### HISTORY

All-Time Season Results ..... 308  
Opponents ..... 371  
Attendance ..... 380  
Cowboys on Thanksgiving Day ..... 382  
Cowboys During the Week ..... 382  
Cowboys on Monday Night ..... 384  
Preseason Record ..... 384  
Cowboys Indoors ..... 385  
AT&T Stadium Record ..... 385  
Overtime Games ..... 386  
Hall of Fame ..... 389  
Ring of Honor ..... 411  
Historical Highlights ..... 417

### SIDELINES

The Stadiums ..... 436  
AT&T Stadium Timeline ..... 441  
The Star ..... 446  
Training Camp ..... 448  
Cowboys Digital ..... 449  
Cowboys on Radio ..... 450  
Cowboys on Television ..... 451  
Cheerleaders ..... 452  
Rhythm & Blue ..... 453  
Community Outreach ..... 454  
A Championship Tradition ..... 468

STAFF

PLAYERS

2022 SEASON

RECORDS

PLAYOFF  
RECORDS

HISTORY

SIDELINES

# Dallas Cowboys Club Directory

## EXECUTIVE

**Jerry Jones**, Owner, President and General Manager  
**Maddie Matthews**, Executive Assistant to Owner, President and General Manager  
**Stephen Jones**, Chief Operating Officer/Executive Vice President/Player Personnel  
**Shelby Peak**, Executive Assistant to the Chief Operating Officer/Executive Vice President  
**Charlotte Jones**, Chief Brand Officer/Executive Vice President/President of Charity Foundation  
**Susan Addington**, Executive Assistant to the Executive Vice President/Chief Brand Officer  
**Jerry Jones, Jr.**, Chief Sales and Marketing Officer/Executive Vice President  
**Erin Boyd**, Executive Assistant to the Executive Vice President/Chief Sales and Marketing Officer  
**Chad Estis**, Executive Vice President of Business Operations  
**Emily Gvozdenovic**, Administrative Assistant Support  
**Mickey Miles**, Administrative Assistant Support

## LEGAL

**Jason Cohen**, General Counsel  
**Kaleisha Stuart**, Deputy General Counsel  
**Sally Bradley**, Associate Counsel  
**Diana Lambert**, Senior Director of Legal Affairs, C.P.  
**Miroslava Tixi**, Senior Paralegal  
**Megan Bennett**, Paralegal  
**Kyle Edwards**, Legal & Accounting Admin Assistant

## COACHING STAFF

**Mike McCarthy**, Head Coach  
**Laura Fryar**, Executive Assistant to the Head Coach  
**Jeff Blasko**, Running Backs  
**Ramon Chinyoung**, Quality Control/Asst. Offensive Line  
**Aden Durde**, Defensive Line  
**John Fassel**, Special Teams Coordinator  
**Ryan Feder**, Offensive Assistant/Game Management  
**Sharrif Floyd**, Quality Control/Asst. Defensive Line  
**Will Harriger**, Offensive Assistant/Quality Control  
**Evan Harrington**, Offensive Assistant  
**Al Harris**, Defensive Backs  
**Chase Haslett**, Assistant Tight Ends  
**Cannon Matthews**, Assistant Defensive Backs  
**Scott McCurley**, Linebackers  
**Harold Nash**, Strength and Conditioning Coordinator  
**Pete Obnegian**, Quality Control/Defensive Assistant  
**Robert Prince**, Wide Receivers  
**Dan Quinn**, Defensive Coordinator  
**Justin Rudd**, Coaching Operations Manager/Football Analytics  
**Brian Schottenheimer**, Offensive Coordinator  
**Eric Simonelli**, Quality Control/Analytics  
**Cedric Smith**, Assistant Strength and Conditioning  
**Kendall Smith**, Assistant Strength and Conditioning  
**Mike Solari**, Offensive Line  
**Rayna Stewart**, Assistant Special Teams  
**Braylon Tatum**, Strength and Conditioning Intern  
**Darian Thompson**, Quality Control/Assistant Linebackers  
**Scott Tolzien**, Quarterbacks  
**Lunda Wells**, Tight Ends  
**Joe Whitt Jr.**, Secondary/Def. Pass Game Coord.

## MEDICAL

**Jim Maurer**, Head Athletic Trainer  
**Britt Brown**, Associate Athletic Trainer/Director of Rehabilitation  
**Greg Gaither**, Assistant Athletic Trainer  
**Hanson Yang**, Physical Therapist/Asst. Athletic Trainer  
**Sam Lopez**, Graduate Assistant  
**Andrew Shaheen**, Graduate Assistant  
**Dr. Andrew Clavenna**, Team Physician  
**Dr. Dan Cooper**, Team Physician  
**Dr. Robert Fowler**, Team Physician  
**Dr. William Hotchkiss**, Team Physician  
**Dr. Mark Muller**, Team Physician

## EQUIPMENT

**Mike McCord**, Equipment Director  
**Bucky Buchanan**, Equipment Manager  
**Dylan Keane**, Assistant Equipment Manager

## VIDEO

**Mike Maples**, Director of Video  
**Sam Cromley**, Assistant Director of Video  
**Eli Cantu**, Football Systems Engineer  
**Simeon Jones**, Manager of Video Operations  
**Brad Sternberg**, Manager, Video Database Systems

## PLAYER PERSONNEL

**Will McClay**, Vice President Player Personnel  
**Mitch LaPoint**, Director of College Scouting  
**Alex Loomis**, Director of Pro Scouting  
**Chris Vaughn**, Assistant Director of College Scouting  
**Terry Gray**, Pro Scouting Coordinator  
**Chris Hall**, College Scouting Coordinator  
**Keith O'Quinn**, Advance Scouting Coordinator  
**Shy Anderson Jr.**, Pro/College Scout  
**Josh Brent**, Pro/College Scout  
**Eric Ellingworth**, Area Scout, Southeast  
**Sam Garza**, Area Scout, Mid-South  
**Klein Kubiak**, National Scout/Special Projects  
**Brett Maxie**, Area Scout, Mid-States  
**Henry Sroka**, Pro and College Scout  
**Bo Taliaferro**, Area Scout, Northeast  
**Ross Wuensche**, National Scout  
**David Burch**, Dir. of Football Systems Development  
**John Park**, Director of Strategic Football Operations  
**Elton Faggett**, iOS Developer  
**Rich Behm**, Scouting Video Coordinator  
**Justin Stucky**, Area Scout, Atlantic  
**Jessica Gaffney**, Personnel Administrative Coordinator  
**JT Dooley**, Scouting Assistant  
**Kane Doyle-Durde**, Scouting Assistant

## FOOTBALL OPERATIONS

**Todd Williams**, Vice President of Football Operations/Administration  
**Craig Glieber**, Director of Team Travel and Logistics  
**Jason McKay**, Director of Football Administration and Technology  
**Adam Prasifka**, Senior Director of Salary Cap/Player Contracts  
**Scott Sehner**, Director of Sports Performance  
**Brooke Jones**, Coordinator, Football Operations/Administration  
**Claire Gilbert**, Performance Dietitian

## PLAYER DEVELOPMENT

**Bryan Wansley**, Director of Player Development  
**Dr. Heather Twedell**, Mental Health and Wellness Consultant  
**Cable Johnson**, Director of Team Security  
**Clayton Brock**, Football Operations Assistant  
**Robert Nash Jr.**, Football Operations Assistant  
**Daniel Quiñones**, Football Operations Assistant

## COMMUNICATIONS/PUBLIC RELATIONS

**Tad Carper**, Sr. Vice President of Communications  
**Scott Agulnek**, Director of Football Communications  
**Joe Trahan**, Director of Media Relations and Corporate Communications  
**David Abbruzese**, Public Relations Coordinator  
**Bronte Hermesmyer**, Public Relations Assistant  
**Jessica Jones-Donnell**, Communications Associate  
**Sara Littlejohn**, Public Relations Intern

## HUMAN RESOURCES

**Heidi Weingartner**, Chief HR Officer  
**Joyce Jenkins**, Director of Human Resources  
**Jeanne Pierce**, Director of Human Resources

**Sharese Crow**, Sr. HR Manager & DEI Lead  
**Netanya Stone**, Human Resource and HRIS

Coordinator

**Alex Schoepf**, HR Generalist

### CORPORATE PARTNERSHIPS

**Eric Sudol**, SVP of Corporate Partnerships Sales & Service

**Brad Burlingame**, Senior Director, Corporate Partnerships Sales

**Nate Reilly**, Sr. Director, Corporate Partnerships Strategy

**Jacob Stone**, Director, Corporate Partnership Sales

**Katie Stucky**, Senior Director, Corporate Partnership Marketing

**Ally Wilker**, Administrative Assistant, Corporate Partnership Sales & Service

**Rolla Bradley**, Senior Manager, Corporate Partnerships Marketing

**Kathryn Crawley**, Senior Manager, Corporate Partnerships Marketing

**Lacey Crump**, Manager, Business Operations

**Stephanie Gaytan**, Manager, Corporate

Partnerships Sales

**Kiley Hession**, Social Media Project Manager

**John Stephen Jones**, Manager, Corporate Partnership Sales

**Aaron Kastner**, Senior Manager, Corporate Partnerships Marketing

**Kevin Murphy**, Sr. Manager, Corporate Partnerships, Business Operations

**Chelsey Perkins**, Manager, Corporate Partnership Sales

**Joe Simler**, Senior Manager, Corporate Partnerships Sales

**Dexia Smith**, Sales Associate, Corporate Partnership Sales

**Marshall Williams**, Manager, Corporate Partnership Sales

**Ashley Austin**, Coordinator, Corporate Partnership Marketing

**Evan Garlock**, Manager, Corporate Partnerships Marketing

**Julianne Garrett**, Manager, Corporate Partnerships Marketing

**Brett Jeffares**, Coordinator, Corporate Partnerships Marketing

**Ryder Kell**, Manager, Corporate Partnerships Marketing

**Angelina Kincy**, Coordinator, Corporate Partnerships Marketing

**Rob Likens**, Manager, Corporate Partnerships Marketing

**Nathan Razo**, Coordinator, Corporate Partnerships Marketing

**Kelly Simons**, Coordinator, Corporate Partnerships Marketing

**Carly Stephens**, Manager, Corporate Partnerships Marketing

### NEW BUSINESS DEVELOPMENT

**John Hickman**, Vice President of Business Development

**Jeff Watrous**, Senior Manager, New Business Development

**John Youngblood**, Luxury Bus Operations-Scheduler

### THE STAR OPERATIONS

**Brian Bethea**, General Manager

**Michael Archibeque**, Senior Manager, Security and Parking

**Jonathon Jackson**, Mail Room Operations Manager

**Michael Poole**, Senior Operations Manager

**Pete Aleman**, Senior Broadcast AV Coordinator

**James Hicks**, Facility Manager

**Chris Morrow**, Field Supervisor

**James Stocum**, Senior Event Manager

**Christian Tezaguic**, Mail Room Assistant

**Joseph Wilson**, Mail Room Assistant

**Seth Clines**, Maintenance Supervisor

**Adam Dawson**, Senior Facility Coordinator

**Matt Fields**, Lead Broadcast Technician

**David Friedman**, Audio Engineer in Charge

**Gabriela Garcia**, Event Operations Coordinator

**Kelsey Hodges**, Event Operations Coordinator

**John Lozano**, Event Operations Assistant

**Greg Nichols**, Dock Master

**Mario Perez**, Lead Broadcast Technician

**Robert Rivera**, Maintenance Technician

**Nikolai Wilkinson**, Maintenance Technician

### INFORMATION TECHNOLOGY

**Matt Messick**, Chief Information Officer

**Eric Green**, Sr. Director of Technology Solutions

**Jered McNeil**, Sr. Director, Enterprise Infrastructure

**Ben Barnes III**, Sr. Manager, IT Enterprise Support

**Kristen Boydston**, Director, Service Management and Strategy

**Jennifer Johnson**, IT Manager, OCIO

**Andy Johnson**, Infrastructure Manager

**Raymond King**, Director of Information Security

**Ryan Lenocker**, Digital Signage System Administrator

**Evan Scates**, Enterprise Systems Manager

**Morgan Arrington**, Jr. BI Analyst

**Kaitlin Barker**, IT Project Manager

**Chris Benjamin**, Sr. Merchandising Systems Manager

**Tiffany Childs**, Enterprise Support Site Lead

**Samantha Chin**, IT Project Manager

**Les Gaylor**, IT Security Manager

**Marq Greenlee**, Enterprise Support Site Lead

**Josh Horton**, System Administrator

**Brad Hunter**, Senior Systems Engineer

**Alex Joseph**, BI Analyst

**Jessica Keeler**, Junior Systems Administrator

**Renee LeClair**, Project Manager, IT

**Kristi Ringleb**, Collaboration Engineer

**Melanie Sengpheth**, IT Event Coordinator

**Charles Shuford**, Senior Network Engineer

**Erik Sigler**, Network Engineer

**Floyd Truehill**, Enterprise Support Site Lead

**Romeo Tufan Jr.**, Enterprise Support Site Lead

**Taylor Williams**, System Administrator

**Clint Wise III**, Senior Systems Engineer

**Taylor Wolf**, Project Manager, IT

**Michelle Zapata**, Digital Marketing Technology Specialist

**Todd Allen**, DynamicsAX Analyst

**Anthony Avila Vega**, Business Systems Engineer, DCM

**Susan Bounyareth**, Business Systems Engineer

**Deanna Munoz**, Business Systems Engineer

**Jennifer Parker**, Product Manager-IT

**Barry Rogan**, EDI Systems Analyst

**Matthew Thompson**, System Architect/Developer

**Ryan Vandeven**, Business Systems Engineer

**Josh Monte**, Enterprise Support

**Vinh Le**, Cyber Security Analyst

**Elisabeth Gil**, Desktop Support

**Sinclair Livermore**, Junior Network Engineer

**Samir Patel**, AX Developer

**Amanda Thomas**, ERP Analyst

**Brittany Davis**, Desktop Support Intern

**Garrett Barta**, Desktop Support Intern

**Alexander Campos**, Enterprise Support

### BRAND MANAGEMENT

**Meredith Counce**, VP Brand and Strategy

**Emily Cruz Robbins**, Senior Director of Community Relations and Alumni Affairs

**Michelle Hays**, Director of Graphic Design, Publications

**Jason Koettel**, Director of Business Analytics

**Cory Miller**, Sr. Director of Event Presentation

**Rob Sender**, Director of Marketing

**Justin Brumit**, Event Presentation Coordinator

**Allie Christmann**, Community Relations and Alumni Affairs Coordinator

**Ben Fallin**, Senior Editor/Motion Graphic Designer

**Whitney Faulkner**, Public and Community Relations Programs Manager

**Hayden Hickingbotham**, Graphic Design Assistant

**Savannah Huemoeller**, Brand Programs Manager

**Jake Kelso**, Senior Manager, Event Presentation

**Katherine Kirchner**, Graphic Design Manager, Corporate Partnerships

**Luke Napolitano**, CRM Database Manager

**Fallon O'Neill**, Marketing Manager-The Star Entertainment District

**Hunter Renfro**, Manager, Corp. Partnerships Analytics & Research

**Sala Shanley**, Marketing Manager, Brand

**Katie Stevens**, Manager, Event Presentation & Brand Experience

**Jonathan Thorn**, Archivist

**Callena Williams**, Graphic Design Assistant

**Scott Schultz**, Content Production Coordinator

**Zenobia Winbush**, Graphic Design Assistant

**Danny McCray**, Camps Manager

**Carson Thomas**, Brand Programs Coordinator

**Louis Bellman**, Digital Marketing Coordinator

**Brie Murray**, Marketing Coordinator, Brand

**Nate Walsh**, Fan Engagement Coordinator

**Jenny Durbin Smith**, Director and Choreographer of Rhythm and Blues

**Corey Wernecke**, Photographer

### MEDIA

**Derek Eagleton**, VP of Media and Programming

**Kurt Daniels**, Director of Publications

**Jack Eatman**, Director of Editorial Content

**Drew Ferguson**, Senior Manager of Creative Video

**Ambar Garcia**, Spanish Content Manager

**Nikki Harrison**, Director of Programming and Traffic Media

**Brittany Johnson**, Director of Social Media

**Jon Mensing**, Director of Digital Products

**Scott Purcel**, Director of Broadcasting

**Madison Aman**, Editor/Videographer

**Ted Barnett**, Content Manager

**Douglas Barricklow Jr.**, Production and Imaging Manager

**Thomas Blakey**, Producer and Editor

**Kay Clark**, Digital Media Analyst

**Jason Couch**, Videographer

**Alexis Flores**, Videographer

**Kaden Gates**, Producer and Editor

**Nick Harris**, Beat Writer

**Matthew Kent**, Technical Manager

**Brandie King**, Internet Intern

**Ian King**, Social Media Copywriter

**Connor McMahon**, Producer and Editor

**Roxanne Medina**, Assistant Director of Broadcast

**Jody Reimers**, Creative Production Manager

**Hailey Sutton**, Reporter/Producer/Writer

**Patrik Walker**, Beat Writer

**Audrey Wescott**, Social Media Manager

**Kyle Youmans**, Reporter/Producer/Writer

**Chris Behm**, Senior Editor/Producer

**Alex Lilley**, Editor/Videographer

**Kevin Timmons**, Producer and Editor

**Michael Villareal**, Graphic Designer, Publications

### DALLAS COWBOYS CHEERLEADERS

**Kelli Finglass**, Director of Cheerleading

**Judy Trammell**, Head Choreographer

**Haley Anderson**, Special Projects Coordinator

**Dina Donley**, Administrative Assist. to Director of Cheerleading

**Courtney Pons**, Administrative Assistant

**Shelly Roper-McCaslin**, Special Projects Coordinator

### ACCOUNTING

**Tom Walker**, Chief Financial Officer

**Dale Knox**, Senior Vice President, Accounting

**George Mitchell**, Senior Vice President, BSL

**Patrick Byrne**, Head of Procurement

**Caitlin Smith**, Assistant Controller, Non-Football

**Julie Vandergriff**, Tax Manager

**Tom Woods**, Senior Systems Analyst

**Cayla Cochenour**, Purchasing Manager

**Melissa Gleason**, Senior Controller

**Tiffany Guzman**, Travel Manager

**Hayden Heard**, Systems Analyst

**Tyler Sant**, Controller, DCM

**Teena Singh**, Controller, BSL

**Connie Toevs**, Controller, Non-Football/Treasury

Management

**Alisha Cox**, Senior Payroll Officer

**Michele Kennedy**, Controller, DCFC/AT&T Stadium

**Stacey Lough**, Assistant Controller, DCM

**Ismael Perez**, Accounts Payables, DCM

**Erica Proctor**, Assistant Treasury Manager

**Irene Shelby**, Accounts Receivables Supervisor

**Emily Teague**, Assistant Controller, Non-Football

**Kelly Templin**, Staff Accountant

**Elizabeth Borgsteadt**, Staff Accountant

**Gwendolyn Bugayong**, Revenue Manager

**Benjamin Cochran**, Accounts Payable, BSI

**Sabrina Davis**, Accounts Payable, Ford Center

**Tammy Dunaway**, Senior Ticket Analyst

**Rob Maiden**, Accounts Payable, DCFC

**Katie McClain**, Staff Accountant

**Hunter Meyer**, Payroll Clerk

**Edwin Njaka**, Accounts Receivable Representative

**Brian Peck**, Credit Analyst

**Tata Perez**, Credit Analyst

**Nicolette Ricker**, Payroll Clerk

**Sherrie Rucker**, Accounts Payable, DCM

**Ricki Sanders**, Accounts Payable, AT&T Stadium

**Kimberly Stambaugh**, Accountant

**Gary Vest**, Credit Analyst

**Michael Matala**, Staff Accountant

**Daniel Saldana**, Inventory Control Manager

## Dallas Cowboys Merchandising

**Timothy Burkhart**, Chief Operating Officer

**Raquel Burgess**, Director of Sales

**Tevin Nguyen**, Senior Operations Manager

**Neil Wiseman**, Senior Director of Merchandising



# AT&T Stadium

## OPERATIONS

**Tod Martin**, Stadium General Manager  
**Lucia Cabrales**, Administrative Support  
**Amy Foreman**, Assistant General Manager, Events  
**Susan Skaggs**, Director of Civic Affairs  
**Scott Woodrow**, Assistant General Manager, Facilities  
**Andrew Allen**, Guest Services Manager  
**James Brandhorst**, Director of Engineering/  
Maintenance

**TM Damato**, Broadcast Technician  
**Steve Epperson**, Director of Housekeeping  
**Royce Mitchell**, Conversion Manager  
**Dwin Towell**, Director of Broadcast Engineering  
**Chris Valenzuela**, Senior Event Manager  
**Brian Zumwalt**, Senior Stadium Security Manager  
**Derrick Barnes**, Conversion Coordinator  
**Derrick Barnes Jr.**, Senior HVAC Technician  
**JJ Brown, Sr.**, Stadium Engineering Technician  
**Trevor Buck**, Landscape Manager  
**Hannah Conlisk**, Guest Services Coordinator  
**Andrew Crerar**, Stadium Projects Manager  
**Simon Escamilla**, Asst. Stadium Engineer  
**Gary French**, Audio Engineer in Charge  
**Meagan Guy**, Event Manager  
**Joseph Hoffman**, Event Operations Coordinator  
**Ibraheim Isa**, Broadcast Technician  
**Josh Keiffer**, Manager of Parking and 24 Hour  
Security Ops

**Justin Kendrick**, Refrigeration Manager  
**Glenn Kimberlin**, Dock Master  
**Feliciano Ortiz**, Maintenance Technician  
**Martin Perez**, Maintenance Technician  
**Ryanne Rausch**, Event Operations Coordinator  
**Sara Salvati**, Security Coordinator  
**Phillip Villareal**, Broadcast Technician  
**William Ryan**, Landscape Technician  
**Dakota Simpson**, Landscape Irrigation Technician  
**Alfredo Tapia**, 24/7 Security Coordinator

## EXECUTIVE

**Doreen Nichols**, Chief of Staff - Gene Jones' Office  
**Susan Guzman**, Accountant, Executive  
**Jazzmine Irvin**, Administrative Assistant Support  
**Ellisha Terry**, Administrative Assistant Support  
**Phil Whitfield**, VIP Tour Ambassador  
**Alicia Wilson**, Executive Assistant to Gene Jones

## TICKET/SUITE SALES AND SERVICE

**Doug Dawson**, Senior Vice President Stadium  
Revenue  
**Travis Clark**, Senior Director of Suites & Events

**Lindsay Cottier**, Director of Premium and Ticket  
Service

**Lucas Kalinec**, Director of Ticket Sales  
**Kasey Mesa**, Senior Director of Suites Services  
**Brittany Baerg**, Service Coordinator  
**Amanda Briggs**, Formation Sales Consultant  
**James Dougherty**, Senior Sales Consultant  
**Ezra Emerson**, Sales Consultant  
**Charles Farren**, Senior Sales Consultant  
**David Hodgins**, Service Coordinator  
**Jackie Ibarra**, Manager of Premium and Ticket Service  
**Jake Kelley**, Formation Sales Consultant  
**Lori Lopez**, Service Coordinator  
**Yazmin Lopez**, Sales Consultant  
**Madison Mueller**, Senior Service Coordinator  
**Eriza Munoz**, Suite Sales Consultant  
**Gina Owen**, Suite Sales Consultant  
**Trevor Pond**, Sales Consultant  
**Ashley Rains**, Suite Sales Consultant  
**Hannah Rich**, Sales Consultant  
**John-Michael Rogers**, Sales Consultant  
**Halle Still**, Sales Consultant  
**Deja Talford**, Service Coordinator  
**Maria Varat**, Sales Consultant  
**Leslie Vitale Yarbrough**, Luxury Suite Sales  
Consultant

**Madyson Zell**, Service Coordinator  
**Hunter Bernays**, Luxury Suite Services Coordinator  
**Kristen Ferguson Brantly**, Luxury Suite Services  
Coordinator

**Brittany Martin**, Suite Service Administrator  
**Kourtney Miller Spilker**, Luxury Suite Services Coord.

## EVENT BOOKING

**Delanie Nicosia**, Senior Director of Booking, AT&T  
Stadium

**Jennifer Surgalski**, Senior Director, Strategic  
Project Development

**Erin Cornell**, Manager, Event Booking  
**Cara Horn**, Manager, Event Booking

## TICKET OFFICE

**Ann Bihari**, Senior Director of Ticket Operations  
**Timothy Attel**, Box Office Manager  
**Samantha Misali**, Suite Ticket Manager  
**Carmen Rachal**, Senior Manager, Ticket Operations  
**Abraham Cerda**, Event Specialist  
**Raymond Garcia**, Event Specialist  
**William Kassen**, Suite Ticket Coordinator  
**Chris Rogers**, Specialty Ticketing Coordinator  
**Krishna Tuttle**, Senior Event Specialist  
**Casey Yocom**, Senior Ticket Analyst-Ticket Office

# Legends Hospitality - The Star

## EXECUTIVE

**Heather Fuxa**, General Manager  
**Valery Barbosa**, Office Manager

## TOURS OPERATIONS

**Ben Mohundro**, Tours Operations Manager  
**Matthew King**, Operations Supervisor

## COWBOYS CLUB

**Stacy Bowers**, Director of Operations

## FOOD AND BEVERAGE

**TJ Sakakini**, Operations Director  
**Miguel Ruggiero**, Warehouse Manager  
**Rodolfo Celestino**, Lead Warehouse  
**Marc Pool**, Warehouse Supervisor  
**Gregory Morillo**, Concessions Supervisor  
**Elida Alvarez**, Concessions Supervisor  
**Andrew Larmer**, Inventory Manager

## CATERING AND SPECIAL EVENTS

**Monique Boyd**, Senior Director of Catering and  
Special Events

**Amanda Rodriguez**, Catering/Special Events Manager  
**Hannah Cameron**, Catering/Special Events Manager  
**Imani Ervins**, Catering/Special Events Manager  
**Kateryna Mikhailova**, Banquet Manager  
**Tatiana Paliokha**, Banquet Supervisor  
**Katelyn Jackson**, Banquet Supervisor  
**Emily Myatt**, Banquet Supervisor  
**Cynthia Williams**, Banquet/Beverage Supervisor  
**David Baker**, Banquet/Beverage Supervisor

## CULINARY

**Rex Turner**, District Chef  
**Andrew Trollinger**, Executive Chef  
**Connor Walden**, Sous Chef  
**Luis Portillo**, Sous Chef

STAFF

PLAYERS

2022 SEASON

RECORDS

PLAYOFF  
RECORDS

HISTORY

SIDELINES

**William Ramirez**, Sous Chef  
**Ashleigh Wright**, Pastry Chef  
**Breanna Lundell**, Pastry Supervisor  
**Olga Urdaneta**, Executive Steward

#### FINANCE

**Anil Kukreja**, Senior Finance Manager  
**Teresa Porche**, Accountant

#### HUMAN RESOURCES

**Darlene Washington**, Human Resources Director  
**Luciana Bagliery**, Staffing Manager

## Legends Hospitality - AT&T Stadium

#### EXECUTIVE

**CT Nice**, Senior Vice President, Hospitality  
**Sheila Redmond**, Office Manager

#### MERCHANDISE

**Donald Doolin**, Director of Merchandise  
**Maddie Ballegee**, Assistant Director of Merchandise  
**Wes Hunt**, Pro Shop Manager  
**Lynda Vu**, Pro Shop Assistant Manager  
**Jannette Duarte**, Retail Operations Manager  
**Destiny Garcia**, Assistant Warehouse Manager  
**David Crapps**, Merchandise Coordinator

#### TOUR OPERATIONS

**Kyle Zdunkewicz**, Director of Tour Operations  
**Andrew Byrd**, Tour Operations Manager  
**Perry Hill**, Tour Operations Assistant Manager  
**Kelsey Ben**, Tour Operations Supervisor  
**Franklin Durham**, Tour Coordinator

#### FOOD & BEVERAGE

**George Wasai**, Vice President of Food and Beverage  
**Alys Dill**, Food and Beverage Manager  
**Kara Farris**, Food and Beverage Manager  
**Frank Jimenez**, Food and Beverage Manager  
**Cindy Korfanty**, Food and Beverage Manager  
**Adam Welch**, Food and Beverage Manager  
**Junior Zamora**, Food and Beverage Manager  
**Heather Fuller**, Concessions Sous Chef  
**Lorena Vasquez**, Non-Profit Organization Coordinator  
**Whiteleigh Simmons**, Concessions Coordinator

#### CATERING AND SPECIAL EVENTS

**Kwanjai Burgess**, Director of Catering and Special Events  
**Mikayla Drewski**, Catering and Special Events Manager  
**Jennifer Moloughney**, Catering and Special Events Manager  
**Kala Wofford**, Catering and Special Events Manager  
**Elizabeth-Ann Beaty**, Assistant Catering and Special Events Manager  
**JD Diaz**, Banquet Operations Manager  
**Caro Maturino**, Banquet Manager  
**Salvador Padierna Jr**, Assistant Banquet Manager

#### SUITES

**Jeannie Sprufra**, Director of Suites Service  
**Adrian Crayton**, Assistant Director of Suites Service  
**Leslie Walker**, Suites Staffing Manager  
**Sarah Figueroa**, Suites Service Manager  
**Anna Vergara**, Premium Suites Coordinator

#### SALES

**Kristi Barick**, Sales Director  
**Taylor Lemen**, Event Manager  
**Amanda Gottlieb**, Catering/Special Events Manager  
**Greer Koonce**, Catering/Special Events Manager  
**Haley O'Hanna**, Senior Account Executive  
**Isaiah Mayfield**, Senior Sales Analyst

**Kiarra Grey**, Suites Service Associate  
**Dechaun Lee**, Suites Operations Supervisor  
**Zerrick Vriseno**, Suites Coordinator

#### CULINARY

**Marcelo Vasquez**, Executive Chef  
**Christian Marentes-Sanchez**, Executive Sous Chef  
**Marcelo Guevara**, Executive Pastry Chef  
**Francisco Verduzco**, Sous Chef  
**Travis Biolol**, Suites Sous Chef  
**Lanndon LaBarthe**, Stadium Club Chef  
**Meghan Moloughney**, Pastry Sous Chef  
**JP Marquez**, Purchasing and Receiving Manager  
**Simon Borja**, Executive Steward  
**Malik Lacey**, Assistant Executive Steward  
**Rose Ozuna**, Culinary Administrative Assistant

#### FINANCE

**Ralph Verdeschi**, Vice President of Finance, Hospitality  
**Te'Neal Logan**, Finance Manager  
**Matthew Kidwell**, Payroll Manager  
**Tinel Reynolds**, Accountant  
**Nikki Sheppard**, Accounting Manager  
**Celeste Gaytan**, Accounting Specialist

#### INFORMATION TECHNOLOGY

**Byron Sharp**, IT Manager  
**Sammy Torres**, Venue Technology Supervisor

#### CUSTOMER SERVICE

**JT Sherrer**, Regional Employee Experience Manager

#### HUMAN RESOURCES

**Jackie Polenz**, Director of Human Resources  
**Karrey Sanders**, Human Resources Generalist

#### SALES

**Sean Penix**, Vice President of Sales, Tours and Events  
**Katherine Heldreth**, Senior Special Events Sales Manager  
**Sierra Butler**, Special Events Sales Manager  
**Kassie Rice**, Special Events Sales Manager  
**Nick Ackels**, Group Sales Manager  
**Cameron Borges**, Group Sales Account Executive  
**Nick Briggs**, Group Sales Account Executive  
**Robert Cruz**, Group Sales Account Executive  
**Maxwell Faulds**, Group Sales Account Executive  
**Angelique Griego**, Group Sales Account Executive  
**Tawanda Mwedziwendira**, Group Sales Account Executive  
**Damon Wright**, Group Sales Account Executive  
**Grace Sexton**, Business Development Coordinator



DALLAS COWBOYS DALLAS COWBOYS DALLAS COWBOYS



EXECUTIVE



DALLAS COWBOYS

**JERRY JONES**

DALLAS COWBOYS

# JERRY JONES

Owner  
President  
General Manager



In one of the most dramatic eras of ownership in professional sports, Jerry Jones' stewardship of the Dallas Cowboys has brought unprecedented results and success to one of the world's most popular sports entities. His more than three-decade long journey reached a rare pinnacle with his induction into the Pro Football Hall of Fame as a member of the 2017 class of enshrinees, as Jones became just the 15th owner in history to earn a bust in Canton.

Aside from being one of just three current owners to guide their franchises to at least three Super Bowl titles, Jones' efforts and innovations in the areas of sports marketing, promotion, broadcasting, team operations and the development of AT&T Stadium and The Star have created a vivid imprint on the landscape of the NFL, the professional sports business equation, fan engagement and the American sports culture.

On the heels of his Hall of Fame selection, Jones was selected as one of the 100 Greatest Living Business Minds in commemoration of *Forbes* magazine's 100th year anniversary in 2017. In that same year, he was also recognized for his career contributions to sports in America by being named the 2017 recipient of the *Sports Business Journal's* Lifetime Achievement Award. Prior to his enshrinement in Canton, *USA Today* designated Jones as No. 1 on its list of the 100 Most Important People in the NFL in July of 2016.

In 2022 *Forbes* magazine and leading sports business media platform Sportico both recognized the Cowboys as the most valuable sports franchise in the world and the first to be valued at over \$8 billion.

Highlighted by Super Bowl victories following the 1992, 1993 and 1995 seasons, Jones became the first owner in NFL history to lead his team to three league championships in his first seven years of ownership. In 1995 Dallas also became the first team in NFL history to win three Super Bowls in four seasons while tying the then NFL record for most Super Bowl victories by an organization with five.

The first decade of Jones' ownership closed with eight playoff appearances, six division titles, four conference championship game appearances and three world crowns as the Cowboys were named the NFL's Team of the 1990s. More recently, the Cowboys have won NFC East Division titles in 2007, 2009, 2014, 2016, 2018 and 2021, while the '22 club secured the 17th playoff appearance in Jones' 34 years of leadership. Dallas also established the club record for regular season wins (13) in 1992 and equaled that mark with 13 victories in 2007 and 2016.

Following the 2014 season, a year when the Cowboys posted a 12-4 record and then won a home playoff game, Jones was named the NFL Executive of the Year by the Pro Football Writers Association of America.

Along with the success of the Cowboys on the field, Jones' vision and leadership provided the driving influence behind the concept, design and construction of AT&T Stadium in Arlington, Texas - a venue that is recognized internationally as perhaps the most spectacular and state-of-the-art sports stadium in the world.

Opened to the public in May 2009, the stadium's dramatic first season of operation resulted in the ven-

ue being named the Sports Facility of the Year by the *Sports Business Journal*. Along with that achievement for the team's new home, Jones was also named the 2009 Sports Executive of the Year by the SBJ.

The 100,000-plus capacity stadium set the attendance record for an NFL regular season game as 105,121 witnessed the Sept. 20, 2009 home opener, while the 108,713 who attended the NBA All-Star Game in 2010 became the largest crowd to witness a basketball game in the history of the sport. On May 8, 2021, the championship boxing match featuring Canelo Alvarez and Billy Joe Saunders drew 73,126 spectators to AT&T Stadium, marking the largest indoor crowd to ever witness a prizefight in U.S. history.

During the pandemic season of 2020, the Cowboys and AT&T Stadium safely hosted the most fans for NFL games throughout the league with a total attendance figure of 219,021 fans for Dallas' eight home games, an average of 27,378 per-game.

In over 13 years of operation, more than 14 million fans have attended events that included high school and collegiate football, major college basketball, international soccer, professional bull riding, Supercross, world championship boxing and concerts featuring world-renowned recording artists. More than six million visitors have passed through the 12-story high doors of the stadium for daily public tours of the venue.

With its architectural versatility and cutting-edge media capabilities, AT&T Stadium has become a visible beacon establishing North Texas as a focal point on the sports and entertainment canvas of North America.

The brilliant home of the Cowboys is a powerful catalyst in attracting a wide range of national and international events that will define the future of the region for generations to come. The stadium has already played host to Super Bowl XLV (February 2011), the NCAA Final Four in men's basketball (April 2014), the inaugural College Football Playoff Championship Game (January 2015), the Big 12 Championship game and the Cotton Bowl Classic, and in 2018 became the first NFL stadium to host the NFL Draft. AT&T Stadium also remains the only venue in the world to host an NBA All-Star Game, a Super Bowl, the Men's NCAA Final Four and the College Football Playoff Championship Game. Most recently, the city of Dallas was named one-of-16 host cities for FIFA World Cup 2026, with international soccer matches to be played at AT&T Stadium, and the stadium will once again host the NCAA Men's Final Four in 2030.

Jones recently turned his football development and marketing expertise to the World Headquarters and training facility of the Dallas Cowboys, as The Star in Frisco, Texas opened its doors for operation in the summer of 2016. Located in a rapidly growing community of more than 200,000 residents, The Star is a partnership with the City of Frisco and The Frisco Independent School District that places a strong focus on inspiring a solid future for high school football, youth sports and the next generation of players and fans by uniquely engaging them at the place where the Cowboys live, work and practice.

The Star is the only NFL training facility that is shared with a public high school athletic program. All

12 Frisco ISD high schools play sporting events in Ford Center at The Star, a state-of-the-art, 510,000-square-foot indoor athletic facility. With a capacity of 12,000 seats, Ford Center hosts a variety of events in addition to football games, such as concerts, collegiate basketball, professional boxing, soccer matches and meetings, to name a few. The Star and Ford Center have also been home to the Academy of Country Music Awards show and events, "country music's party of the year," celebrating the industry and honoring the top recording stars, songwriters and legends.

The Star includes a 91-acre mixed-use development located on the Dallas Tollway. In addition to the team's headquarters, the project is a vibrant destination that features shopping, dining, nightlife, athletics, fitness, event, hotel and residential options.

Since he took over as general manager in 1989, Dallas has drafted 41 different players who have gone on to appear in a combined total of 136 Pro Bowls as Cowboys - 45 players and 150 Pro Bowls including selections after leaving Dallas. Dallas has also signed 15 free agent players who have made 33 Pro Bowls while representing the Cowboys. Additionally, Dallas traded for three different players who made five Pro Bowls. Since 1989 the Cowboys have made 167 trades, the most celebrated of which was the 1989 deal that sent Herschel Walker to the Minnesota Vikings and provided the personnel foundation for three league titles.

His recent efforts to stock the Dallas roster have resulted in some of the NFL's most productive drafts in recent history. In the last 13 years (2010 to 2022) Dallas has selected 18 players who have become Pro Bowlers: Dez Bryant and Sean Lee (in 2010), Tyron Smith, DeMarco Murray and Dwayne Harris (2011), Travis Frederick (2013), Zack Martin and DeMarcus Lawrence (2014), Byron Jones (2015), Ezekiel Elliott, Jaylon Smith and Dak Prescott (2016), Leighton Vander Esch (2018), Tony Pollard (2019), Tyler Biadasz, Trevon Diggs and CeeDee Lamb (2020) and Micah Parsons (2021). The 18 Pro Bowl draft picks are the most by any team over that span, and that group has gone on to earn a combined total of 49 Pro Bowl selections. Nine of those draft picks have also been named to at least one All-Pro team since their selection - tied with San Francisco for the most in the NFL - and their combined 16 All-Pro selections rank second league-wide in that time.

The foundation for the future success of the team has been secured through savvy draft maneuvers and key free agent acquisitions, starting up front on the offensive line. Smith and Martin were Pro Bowlers together for the eighth and seventh times, respectively, following the 2021 season. Prescott and Elliott - Dallas' duo of young offensive backfield weapons - became the first pair of Cowboys rookies to ever be selected to the Pro Bowl in 2016. Prescott opened his career by becoming the first rookie quarterback in Cowboys history to be named to the Pro Bowl and the first to win AP Offensive Rookie of the Year, while Elliott won NFL rushing titles in two (2016 and 2018) of his first three years in the League. Prescott was also named the NFL's Walter Payton Man of the Year for 2022, becoming the fourth Cowboy to earn that special recognition (Troy Aikman, Roger Staubach, Jason Witten). Lamb is another in the line of great Cowboys receivers to don the famed number 88 jersey, establishing a team rookie record with 74 catches in his first season, then surpassing the 1,000-yard mark in his second year before joining Michael Irvin and Witten as the only players in Cowboys history to eclipse 100 catches (107) in a season.

Defensively, Diggs and Parsons anchor an ascending young group of players. Diggs tied the club record with 11 interceptions in 2021, while Parsons earned AP Defensive Rookie of the Year honors by establishing a Cowboys rookie record with 13.0 sacks and followed that up with 13.5 sacks and a second straight AP first-team All-Pro selection - the first Cowboys defender to

earn first-team All-Pro honors in each of his first two seasons and only the second NFL defender since the 1970 Merger, joining Lawrence Taylor in 1981-82.

In selecting the on-the-field leadership for the Cowboys, Jones hired a pair of coaches who won three Super Bowls in Dallas: Jimmy Johnson (1992-1993) and Barry Switzer (1995). Chan Gailey followed with a division title and playoff appearances from 1998-99. In 2003 Jones successfully recruited two-time Super Bowl winner Bill Parcells to Dallas, and Parcells led the team to three winning seasons and two playoff trips in four years. In February 2007, Jones added another successful NFL head coach in Wade Phillips, who guided the club to a pair of division titles in his first three years (2007 and 2009) and a playoff victory in 2009.

In 2011 Jones named Jason Garrett as the team's eighth head coach after the former Cowboys quarterback guided the club to a 5-3 record as the interim coach in the second half of the 2010 season. Garrett added three division titles in 2014, 2016 and 2018, and his 79 career wins represent the second-most victories by a head coach in club history. In 2020 Jones hired Super Bowl XLV winning head coach Mike McCarthy as the newest head coach of the Dallas Cowboys, marking the fourth coach that Jones has selected who had either previously won a Super Bowl or would go on to lead the Cowboys to a world championship.

In the last 44 years, 39 different owners have entered the NFL. Of that group, only Jerry Jones, former Denver Broncos owner Pat Bowlen and Robert Kraft (New England) have guided their franchisees to more than two Super Bowl championships. Moreover, Jones joins Art Rooney, Jack Kent Cooke, Al Davis, Eddie DeBartolo, Kraft and Bowlen as the only men to win at least three Super Bowls as NFL owners.

On the league front, Jones actively contributes his vision and enthusiasm to enhancing the NFL's status as the world's premier professional sports league by serving on a wide range of league committees. In his 34-year career, Jones has worked on 15 different NFL ownership committees for a combined total of 136 years. As a member of the Management Council Executive Committee, he was very involved in the 2011 and 2020 labor negotiations that resulted in the most recent Collective Bargaining Agreement between the NFL and its players. In addition to the CEC, Jones is currently the Chairman of the NFL Media O&O Committee, Chairman of the Pro Football Hall of Fame Committee and is a member of the NFL Media Committee. Jones also served on the committee that was charged with overseeing the search for a successor to retired NFL Commissioner Paul Tagliabue, a process that successfully landed current NFL Commissioner Roger Goodell in September 2006. In addition, Jones has served two prior terms as a member of the NFL's Competition Committee as well as prior stints on the Business Ventures Committee and the Health and Safety Committee.

His contributions and innovations in the areas of marketing, corporate sponsorships, television, stadium management, stadium development, labor negotiations and community service have made a visible imprint on the ever-evolving face of professional sports in America. Since becoming involved with the Cowboys, Jones' accomplishments have been recognized through his induction into the Boys & Girls Clubs of America Hall of Fame, the Texas Sports Hall of Fame (2007), the Texas Business Hall of Fame (2005), the Arkansas Sports Hall of Fame (1999) and the Missouri Sports Hall of Fame (1998). In July 2012, Jones was recognized with the Lifetime Achievement Award by the Arkansas Sports-casters and Sportswriters Hall of Fame. In August 2007, he served as the presenter for Michael Irvin's induction into the Pro Football Hall of Fame, a recognition he was also named for by Emmitt Smith in Canton in August 2010, Larry Allen in 2013, Gil Brandt in 2019 and DeMarcus Ware in 2023. Jones was also selected for induction into the Cotton Bowl Hall of Fame in 2020.

In April 2014 Jones received the prestigious Horatio Alger Award in Washington, D.C. and was inducted as a lifetime member into the Horatio Alger Association of Distinguished Americans. In May 2014, Jones was also recognized with the Lifetime Achievement Award presented by Pop Warner Little Scholars, Inc. On October 3, 2013, Jones was inducted into the National Football Foundation's Leadership Hall of Fame, an award which celebrates leadership of a lifetime of success on the field, in the boardroom and in the community. In 2017 Jones was honored with the SEAL Legacy Award. In 2018 he was inducted into the North Texas Commercial Association of Realtors Hall of Fame for his contributions to the Dallas-Fort Worth real estate landscape with the construction of AT&T Stadium and The Star. Also in 2018, Jones was given the Governor's EMMY for long-time contributions to Texas television broadcasting by the Lone Star Chapter of the National Academy of Television Arts and Sciences.

In 2022, Jones was honored as an MD Anderson Living Legend, and earned the Walter Camp Football Foundation's "Distinguished American" award.

As a co-captain of the 1964 National Championship Arkansas Razorbacks, Jones is one of a small number of NFL owners who actually earned a significant level of success as a football player. He is the only man in the history of the NFL to play for a collegiate national championship football team and own a Super Bowl winner. In addition, Jones and the legendary George Halas are the only two men to become NFL owners after playing in a major college football bowl game. His current ties to the college game include membership on the Board of Directors for the National Football Foundation and College Football Hall of Fame.

A man of varied interests who will not rest on yesterday's achievements, he is a dedicated businessman and family man, sharing a vivid enthusiasm for both. Although Jones and his family are very involved in numerous civic and charitable causes, the Joneses have left an indelible local and national impression on the philanthropic landscape with their love and dedication to The Salvation Army.

For the past 26 seasons, the Jones family has dedicated the Cowboys Thanksgiving Day halftime show as a national showcase to kick off The Salvation Army's annual Red Kettle Campaign. Through the donation of national television airtime, the event has created a holiday tradition while helping to increase donations to The Salvation Army's annual fundraising efforts by more than \$3.56 billion dollars. Reba McEntire, Destiny's Child, Sheryl Crow, Carrie Underwood and Kenny Chesney are just a few of the distinguished artists who have provided entertainment for the holiday extravaganza.

The Salvation Army points to the annual Cowboys kickoff event as one of the most effective, creative and important innovations that has been developed in the long and storied history of the organization.

The Joneses received the Evangeline Booth Award in 1999, one of The Army's highest national community service awards, and have been selected for membership into the prestigious Salvation Army William Booth Society. Jerry and his wife, Gene, were also named to The Army's National Advisory Board in April 1998 shortly after being named the organization's Partners of the Year in 1997. In April 2007, the Joneses served as the honorary chairpersons for The Salvation Army's National Advisory Organizations Conference (NAOC) that was held in Dallas.

For 10 years, Gene and Jerry Jones served as hosts and underwrote the costs for the Super Lunch, a fund-

raising event for The Salvation Army Irving Corps Community Center. In 1998 the Gene and Jerry Jones Family Center for Children opened in conjunction with The Army.

As part of the Jones Family and the Dallas Cowboys commitment to Arlington, Texas, the home of the club's stadium, Gene and Jerry Jones Family Charities will donate a total of \$16.5 million to non-profit organizations serving youth in Arlington from 2009-2041.

In 2001 the Joneses were awarded the Chairman's Award by The Boys & Girls Clubs of America. In June 2002, Gene and Jerry Jones were recognized as the recipients of the Children's Champion Award for Philanthropy that was presented by the Dallas for Children organization. In 2003 the Family Gateway organization of Dallas presented Gene and Jerry with the Annette G. Strauss Humanitarian Award. In April 2005, Gene and Jerry were recipients of the Hope Award, the highest community service recognition awarded by the Lone Star Chapter of the National Multiple Sclerosis Society. In 2010 the Jones Family and the Cowboys were selected by The Boys & Girls Clubs of America to receive the prestigious Chairman's Award that recognized the Cowboys long and dedicated history of support.

The Jones family has been very involved with several other community-related organizations, including Children's Medical Center of Dallas, Happy Hill Farm Academy/Home, the National Board for The Boys & Girls Clubs of America, the Kent Waldrep Paralysis Foundation, The Rise School of Dallas, The Family Place and The Family Gateway. In 2010 the Jones family endowed the North Texas Youth Education Town with a \$1 million grant. Created as a lasting legacy of Super Bowl XLV, the North Texas YET is administered by The Salvation Army and provides North Texas youth with education, mentoring, fitness and character enrichment programs. In May of 2019, ground was broken on the Gene and Jerry Jones Family Hope Lodge in recognition of their lead gift on a project associated with the American Cancer Society that will provide housing to families of cancer patients on property located adjacent to the Baylor University Medical Center campus in Dallas.

In March 2021, the Jones family made a historic \$20 million gift to the National Medal of Honor Museum Foundation. As Co-Chairs of the Foundation's National Leadership Council, Gene and Jerry Jones are actively engaged in leading the capital campaign to design and construct the National Medal of Honor Museum and Leadership Institute in Arlington, Texas and the National Medal of Honor Monument in Washington, D.C. Together, these national treasures will stand in enduring recognition of the American heroes who have received our country's highest recognition for valor in combat - The Medal of Honor.

Jerry (10/13/42) and Gene live in Dallas. They have three children, Stephen, Charlotte and Jerry Jr., nine grandchildren and one great-grandchild.

Stephen is a graduate of the University of Arkansas and serves as the Cowboys Executive Vice President/Chief Operating Officer/Player Personnel. Charlotte is a Stanford graduate and serves as the Cowboys Executive Vice President/Chief Brand Officer. Jerry Jr., a graduate of Georgetown University, who earned his law degree from Southern Methodist University, is the Cowboys Executive Vice President/Chief Sales and Marketing Officer.

Jerry Jones graduated from Arkansas in 1965 with a Bachelor of Science in Business Administration, and earned a Master of Arts degree from the university that same year.

## Chronology Since 1989:

JERRY JONES

PLAYERS

2022 SEASON

RECORDS

PLAYOFF RECORDS

HISTORY

SIDELINES

**February 25, 1989** – Jones purchases the Dallas Cowboys and the lease to manage Texas Stadium from H.R. "Bum" Bright. Jerry Jones names Jimmy Johnson as the new head coach.

**April 20, 1989** – Jones completes negotiations on Troy Aikman's contract – a six-year deal that is completed four days before Aikman is the top overall selection in the 1989 NFL Draft.

**October 12, 1989** – Herschel Walker is traded to Minnesota for five players, six conditional draft choices and a 1992 first round draft choice. Among the players who actually came to Dallas as a result of the trade include Emmitt Smith, Russell Maryland, Kevin Smith and Darren Woodson.

**August 10, 1990** – The Cowboys first-ever in-state training camp concludes at St. Edward's University in Austin. Over 100,000 fans attend workouts, while more than 400 media credentials are issued. Austin officials estimate the camp brought an additional \$3.2 million of income into the Austin area.

**September 5, 1990** – The Cowboys trade Steve Walsh to the New Orleans Saints for a first and third round draft choice in 1991 and a conditional second round pick in 1992.

**April 19, 1991** – A deal is made to bring the first overall selection in the 1991 NFL Draft to Dallas in exchange for a first and second round selection and three veteran players. Dallas selected Outland Trophy winner Russell Maryland with the top pick.

**April 21-22, 1991** – In an unprecedented action among NFL clubs, Dallas signs their top three draft picks on draft day, also drafting a club-record 17 players.

**July 16, 1991** – The Cowboys open training camp in Austin with all 17 of their draft choices under contract. Dallas concludes its second training camp at St. Edward's University with over 75,000 fans attending the Cowboys practices.

**November 24, 1991** – The Cowboys end Washington's 1991 undefeated streak at 11 games with a 24-21 victory at RFK Stadium.

**December 15, 1991** – Dallas defeats Philadelphia, 25-13, at Veterans Stadium to secure a wild card playoff spot. The victory marks the team's first trip to the playoffs since 1985.

**December 22, 1991** – Dallas closes the 1991 season with a 31-27 win over Atlanta, marking the team's best record (11-5) since 1983.

**January 5, 1992** – Dallas defeats Chicago by a 17-13 score in an opening round playoff game at Soldier Field. The victory marks the Cowboys first playoff win since 1982.

**May 1, 1992** – Jerry Jones is appointed to the NFL's Competition Committee by Commissioner Paul Tagliabue. Jones becomes the first owner to serve on the prestigious committee since the death of Cincinnati's Paul Brown.

**December 21, 1992** – Before a national television audience on ABC's Monday Night Football, the Cowboys defeat the Atlanta Falcons (41-17) at the Georgia Dome to claim the NFC Eastern Division Championship. The victory marks the Cowboys first divisional title since 1985. It is the 14th divisional title in club history.

**December 23, 1992** – Six players from the Cowboys offense are selected to play in the Pro Bowl. The six players establish a Dallas Cowboys record for most offensive players selected to the Pro Bowl.

**December 27, 1992** – Dallas defeats Chicago by a 27-14 score at Texas Stadium. The victory is the 13th of the year for Dallas, establishing a club record for wins in a season. Emmitt Smith finishes the season with 1,713 rushing yards, becoming the first player to win back-to-back NFL rushing titles since Eric Dickerson (1983-84).

**December, 1992** – The Cowboys set a team record for road attendance by averaging 72,523 fans-per-road game. The team also played before a sold-out stadium in all 16 regular season games.

**January 10, 1993** – In their first home playoff game since 1983, Dallas hands NFC East rival Philadelphia a 34-10 defeat in an NFC Divisional Playoff Game.

**January 17, 1993** – In their first NFC Championship Game since 1982, the Cowboys defeat San Francisco by a 30-20 score at Candlestick Park. The victory sends Dallas to Super Bowl XXVII in Pasadena, marking the Cowboys first Super Bowl trip since 1978.

**January 31, 1993** – While making an NFL-record sixth Super Bowl appearance, the Cowboys defeat Buffalo 52-17 in Super Bowl XXVII at the Rose Bowl in Pasadena. Troy Aikman was named the game's MVP after throwing four touchdown passes. The Super Bowl crowd of 98,374 becomes the largest crowd to ever witness a Cowboys game. The game was witnessed by 133.4 million television viewers, making Super Bowl XXVII the most watched event in television history.

**March 5, 1993** – The Super Bowl Champion Dallas Cowboys become the first athletic team to visit the White House under President Bill Clinton's administration. The visit to the White House is the first in club history.

**December 28, 1993** – An NFL-record 11 Dallas players are selected to the Pro Bowl. That group includes a club-record eight offensive selections (seven Pro Bowl starters).

**January 2, 1994** – The Cowboys defeat the N.Y. Giants 16-13 in overtime at the Meadowlands. The win clinches the Cowboys second straight NFC East title and the 15th division crown in club history.

**January 2, 1994** – Emmitt Smith finishes the season with 1,486 yards to earn his third straight NFL rushing crown. He becomes just the fourth man in NFL history to win three consecutive rushing titles. He is also named Associated Press NFL Player of the Year, the first Cowboy so honored.

**January 23, 1994** – Dallas defeats San Francisco 38-21 in the NFC Championship Game at Texas Stadium. The victory gives the Cowboys an NFL-record seventh conference championship in the first conference title game to be played at Texas Stadium since Jan. 1, 1978.

**January 30, 1994** – Dallas becomes one of just three NFL teams to win four Super Bowls by defeating Buffalo (30-13) in Super Bowl XXVIII at the Georgia Dome in Atlanta. The victory enables the Cowboys to become the only franchise in NFL history to win more than one Super Bowl under two different owners. The game featured two rushing touchdowns by Super Bowl MVP Emmitt Smith.

**March 30, 1994** – Barry Switzer is named the head coach of the Dallas Cowboys – and the third head coach in team history. Switzer replaces Jimmy Johnson, who stepped down as the Cowboys head coach the previous day.

**December, 1994** – For the second straight season, the Cowboys send a club and NFC-record 11 players to the Pro Bowl.

**January, 1995** – The Cowboys set a Texas Stadium record for home attendance with an average crowd of 64,579, the first time Dallas has averaged over 64,000 fans-per-game at Texas Stadium. The previous record was 63,943 set in 1981.

**January 15, 1995** – The Cowboys play in their third NFC Championship Game of the decade. The Cowboys are the only NFL team to play in multiple conference championship games in each decade of the team's existence.

**December 24, 1995** – Dallas wraps up its fourth straight NFC Eastern Division title – a feat no other NFC East team had accomplished other than the Cowboys teams from 1976 to 1979.

**December 25, 1995** – Emmitt Smith closes the season with a team-record 1,773 rushing yards and an NFL-record 25 rushing scores. Smith led the NFL in rushing for the fourth time in five years, becoming the fifth player in NFL history to win at least four rushing titles.

**December, 1995** – Ten Cowboys are selected to the NFC Pro Bowl squad. Since 1993 Dallas has earned 32 Pro Bowl selections – the most ever by one team over a three-year period.

**January 14, 1996** – The Cowboys win an NFL record eighth conference championship game by defeating the Green Bay Packers 38-27 at Texas Stadium. The victory marked the Cowboys third NFC title in four years.

**January 28, 1996** – Dallas becomes the first team in NFL history to win three Super Bowls in a four-year period by defeating the Pittsburgh Steelers 27-17 in Super Bowl XXX at Sun Devil Stadium in Tempe, Ariz. The game is witnessed by 138.4 million television viewers, making Super Bowl XXX the most watched event in television history. The victory enables Dallas to earn its fifth Super Bowl title – joining the San Francisco 49ers as the second NFL franchise to win five Super Bowls. Dallas also became the first NFL franchise to win Super Bowls with three different head coaches.

**December 15, 1996** – The Cowboys clinch a fifth straight division title with a 12-6 win over the New England Patriots at Texas Stadium. The championship enables the Cowboys to become the first team in NFL history to win five straight NFC Eastern Division crowns.

**January 5, 1997** – Dallas closes the postseason with a divisional playoff loss at Carolina. The loss marks the first time since the 1991 season that the Cowboys were unable to reach the NFC title game.

**December, 1997** – The Cowboys close the 1997 season with a 6-10 record, marking the team's first non-playoff season since 1990.

**February 12, 1998** – Jerry Jones names Chan Gailey as the fourth head coach in the history of the Dallas Cowboys franchise. Gailey, who had previously served as the Pittsburgh Steelers offensive coordinator, replaces Barry Switzer, who resigned on January 9.

**July 15, 1998** – The Cowboys open training camp at Midwestern State University in Wichita Falls, Texas. Attendance figures for the four-week camp exceed 100,000.

**November 8, 1998** – With 163 yards on 29 carries in a 16-6 win over the New York Giants, Emmitt Smith becomes the Dallas Cowboys all-time leading rusher. Smith's performance against New York pushes him past Tony Dorsett (12,036).

**December 20, 1998** – After a one-year absence from postseason play, the Cowboys clinch their sixth NFC Eastern Division title in the last seven years with a 13-9 win over Philadelphia at Texas Stadium. The 1998 division crown is the 19th division championship (15th NFC East title) in the club's 39-year history.

**December 27, 1998** – After scoring a first half touchdown on a one-yard run against Washington at

Texas Stadium, Emmitt Smith becomes the NFL's all-time leader in rushing touchdowns, moving ahead of Marcus Allen (123). Smith would later add a 26-yard touchdown run in the second quarter to bring his league record total to 125 by season's end. The Cowboys closed the year with a 23-7 victory over Washington and a 10-6 record, enabling Dallas to become the first team in the history of the NFC East to post an 8-0 record in division play.

**December 24, 1999** – The Dallas Cowboys NFL-record of consecutive games in front of sold out stadiums came to an end in a Christmas Eve game against the New Orleans Saints in the Louisiana Superdome. The streak, which included home and away games, came to a halt after 160 games. It began on Dec. 23, 1990 at Philadelphia's Veterans Stadium and included 79 straight sell-outs at Texas Stadium (including playoffs) and 81 straight sell-outs on the road (including playoffs).

**January 2, 2000** – The Cowboys close the century as the NFL's most successful team in the decade of the 1990s. From 1990 to 1999, Dallas qualified for the playoffs eight times, won six division titles, made four trips to the conference championship game and won three Super Bowls. The 1999 season ends with an 8-8 regular season record and a wild card playoff loss at Minnesota on Jan. 9, 2000.

**January 26, 2000** – Jerry Jones names Cowboys defensive coordinator Dave Campo as the fifth head coach in franchise history. Campo was an assistant coach for the previous 11 years and was the defensive coordinator for the 1995 team that won Super Bowl XXX.

**August 27, 2001** – Dallas defeats Oakland in a preseason American Bowl game in Mexico City that marks the Cowboys ninth international game. With stops in England (2), Japan (2), Mexico (4) and Canada (1), the Cowboys have played more international games than any other team in the NFL.

**October 27, 2002** – In a 17-14 loss to the Seattle Seahawks at Texas Stadium, Emmitt Smith moved past Walter Payton to become the all-time NFL rushing leader. Smith finished the 2002 season, and his Dallas Cowboys career, with 17,162 yards, 436 more than Payton's previous career mark of 16,726.

**January 2, 2003** – Jerry Jones names Bill Parcells as the sixth head coach in Dallas Cowboys franchise history. Parcells, a two-time Super Bowl winner with the New York Giants, replaces Dave Campo.

**December 21, 2003** – The Cowboys topped the N.Y. Giants to record their 10th win of the season, securing a wild card berth in the playoffs. It was the club's 27th postseason appearance, extending their NFL record. It was also the 24th season in team history that Dallas posted at least 10 wins, also a league record.

**November 2, 2004** – With 55% of the vote, the citizens of Arlington, Texas overwhelmingly support a stadium referendum at the polls. The public-private partnership between the City of Arlington and the Dallas Cowboys will fund a retractable roof stadium with capacity for up to 100,000 people in the heart of Arlington's entertainment district. With over \$400 million committed by the team and stadium users, it was the largest private investment in a stadium in NFL history, and the stadium gives North Texas the ability to bring major events like the Super Bowl and the NCAA Final Four to the region.

**September 19, 2005** – Troy Aikman, Michael Irvin and Emmitt Smith, the cornerstone players of the 1990s, became the 15th, 16th and 17th members of the club's Ring of Honor. The trio finished their Cowboys career holding almost every major passing, receiving and rushing record while helping the organization become the NFL's Team of the Decade for the '90s.

**December 24, 2005** – With a 24-20 win at Carolina, the Cowboys clinch the 29th winning season in the franchise's 46 years in operation. Dallas finished the year 9-7.

**January 1, 2006** – The Cowboys played in front of 63,131 fans in the regular season finale at Texas Stadium on Jan. 1, 2006, pushing the club's all-time home attendance figure past the 20 million mark. Dating back to the 1960 franchise opener at the Cotton Bowl, 20,002,761 fans have now seen the Dallas Cowboys in person at the Cotton Bowl and Texas Stadium.

**April 10, 2006** – Ground was broken on the new Dallas Cowboys stadium in Arlington, Texas. The state-of-the-art venue is scheduled for completion by the start of the 2009 NFL season and will accommodate between 80,000 and 100,000 fans.

**August 5, 2006** – Three-time Super Bowl Champion quarterback Troy Aikman and six-time Pro Bowl tackle Rayfield Wright become the eighth and ninth former Cowboys to be enshrined in the Pro Football Hall of Fame in Canton, Ohio. Aikman, the MVP of Super Bowl XXVII and the winningest quarterback of the 1990s is selected in his first year of eligibility. Wright, a member of the NFL's 1970s All-Decade team and two Super Bowl winning teams in Dallas is selected in his first year as a senior's committee nominee.

**December 16, 2006** – With a 38-28 win over the Atlanta Falcons in the Georgia Dome, the Cowboys secured a playoff berth en route to a 9-7 regular season record and a second place finish in the NFC East. The victory marked the organization's 28th postseason appearance, extending their NFL record.

**February 8, 2007** – Jerry Jones announced the appointment of Wade Phillips as the seventh head coach in Dallas Cowboys history. Phillips, who brought a previous 45-35 record as an NFL head coach to the club, replaced Bill Parcells who announced his retirement from coaching on January 22, 2007.

**May 22, 2007** – At NFL owners' meetings in Nashville, Tennessee, North Texas was selected to host Super Bowl XLV. The game will be played at the Cowboys new stadium in Arlington, Texas, on February 6, 2011. The first Super Bowl to be presented in North Texas was awarded on the fourth ballot of a vote by the NFL ownership.

**August 4, 2007** – Michael Irvin, a member of six divisional winners and three Super Bowl championship teams with the Cowboys of the 1990s, becomes the 10th former Dallas Cowboys player to be enshrined in the Pro Football Hall of Fame. Irvin, the Cowboys career leader in receptions and yardage, is presented by team owner Jerry Jones for induction at the ceremony in Canton, Ohio.

**December 9, 2007** – With a 28-27 win at Detroit, the Cowboys clinched the NFC Eastern Division title for the first time since 1998. The win gave Dallas its 20th division championship (16th NFC East). Dallas closed the season with an NFC-best 13-3 record, tying the club mark for regular season victories that was set in 1992.

**February 10, 2008** – A record 13 Dallas Cowboys participated in the Pro Bowl in Hawaii. Representing the club on offense were starters Tony Romo, Terrell Owens, Flozell Adams, Andre Gurode, Leonard Davis and Jason Witten. Marion Barber was a reserve for the NFC offense. On the defensive side, DeMarcus Ware and Ken Hamlin were starters while Roy Williams, Terence Newman and Greg Ellis were reserves. Rookie placekicker Nick Folk was also selected.

**December 4, 2008** – A topping out ceremony was held at the then named Cowboys Stadium as the last major lift took place over the stadium's east end zone door. Owner Jerry Jones and Arlington Mayor Robert Cluck were joined at the event by a number of Cowboys Hall of Fame players including Bob Lilly, Michael Irvin, Tony Dorsett and Rayfield Wright.

**December 14, 2008** – With a 20-8 win over the N.Y. Giants, the Cowboys clinch the 32nd winning season in franchise history. Dallas finished the year 9-7.

**December 16, 2008** – Five members of the Dallas Cowboys were named to the Pro Bowl as Davis (second selection), Gurode (third), Jay Ratliff (first), Ware (third) and Witten (fifth) were selected. Adams (fifth) was later added as injury replacement.

**May 27, 2009** – With the Jones Family, Arlington Mayor Robert Cluck and many Cowboys greats present, the West End Zone doors opened to a crowd of almost 2,000 as part of the building's Ribbon Cutting ceremony.

**June 6, 2009** – The inaugural event at the then named Cowboys Stadium was a star-studded country music concert headlined by George Strait. Superstar Reba McEntire, singer/songwriter Blake Shelton and recording artist Lee Ann Womack joined the event. During the middle of the show, Strait called for the roof to be opened, and the show finished under a starry night sky.

**September 20, 2009** – The 105,121 fans who attended the first regular season game at the then named Cowboys Stadium (Dallas against the New York Giants) became the largest crowd to ever witness an NFL regular season – or postseason – game.

**January 3, 2010** – With a 24-0 win over Philadelphia, the Cowboys wrapped up the NFC Eastern Division title – marking the 21st division crown in the club's 50-year history. Dallas advanced to the playoffs for the 12th time in the 21 years of Jones' tenure as the owner and general manager.

**January 9, 2010** – Then named Cowboys Stadium played host to its first NFL playoff game when Dallas dropped Philadelphia by a 34-14 margin in front of 92,951 fans in Arlington. The victory increased the Cowboys NFL-best total of all-time postseason wins to 33.

**February 14, 2010** – The 108,713 fans who saw the NBA All Star Game at the then named Cowboys Stadium became a part of history as they made up the largest crowd to attend a basketball game – at any level – in the more than 100-year history of the sport.

**August 7, 2010** – Emmitt Smith, the NFL's all-time leading rusher with 18,355 yards and winner of three Super Bowl rings, became the 12th player in franchise history inducted into the Pro Football Hall of Fame. Smith, who won NFL and Super Bowl MVP awards and is the NFL record holder with 11 consecutive 1,000-yard rushing seasons, was presented by team owner Jerry Jones for the induction ceremony in Canton, Ohio.

**January 6, 2011** – Jerry Jones announced the appointment of Jason Garrett as the eighth head coach in Dallas Cowboys history. The former Cowboys quarterback guided the club to a 5-3 record as the interim coach in the second half of the 2010 season and became the first former Cowboys player to earn a spot as the head coach.

**February 6, 2011** – For the first time in the region's history, North Texas played host to a Super Bowl when the Green Bay Packers and Pittsburgh Steelers faced off in Super Bowl XLV on Feb. 6 at the then named Cowboys Stadium. The Packers earned their fourth Super Bowl Championship with a 31-25 win in front of 103,219 fans – the fourth-largest crowd to watch a Super Bowl.

**November 6, 2011** – Larry Allen, Charles Haley and Drew Pearson were inducted into the Ring of Honor at halftime of the Cowboys-Seahawks game becoming the 18th, 19th and 20th members of the club's Ring of Honor. All three players earned Super Bowl rings in their years with the Cowboys, Allen - one; Haley - three and Pearson - one.

**December 26, 2012** – Two Dallas Cowboys were named to the original Pro Bowl squad as DeMarcus Ware earned his seventh consecutive and overall trip and Jason Witten his eighth overall. Anthony Spencer then made his first career Pro Bowl appearance when he was added to the NFC's all-star roster as an injury replacement.

**February 2, 2013** – Larry Allen, one of the best offensive linemen in NFL history, was announced as one of the inductees into the Pro Football Hall of Fame. Allen, who spent 12 years in Dallas and was a part of four NFC East titles and one Super Bowl victory, made more Pro Bowl appearances than any offensive player and tied the second-most by any player in franchise history. Jerry Jones will be Allen's presenter at the ceremony. Former Cowboys head coach, Bill Parcells (2003-06) was also one of the inductees for the class of 2013.

**July 25, 2013** – Dallas Cowboys and AT&T announced the new home of the Cowboys will be AT&T Stadium, formerly Cowboys Stadium.

**August 13, 2013** – The City of Frisco, Texas and the Frisco Independent School District announced a partnership with the Dallas Cowboys establishing Frisco as the future home of the Cowboys world corporate headquarters and training location. A multi-use special events and sports facility, to be developed on a footprint of approximately 20 acres, and the Cowboys world corporate headquarters on a footprint of approximately five acres, is the centerpiece of additional mixed-use development on property surrounding the team's new location.

**April 3, 2014** – Jerry Jones received the prestigious Horatio Alger Award in Washington, D.C. and was inducted as a lifetime member into the Horatio Alger Association of Distinguished Americans.

**November 9, 2014** – The Dallas Cowboys played their first ever regular season game outside of the United States, defeating Jacksonville 31-17 at London's historical Wembley Stadium.

**December 21, 2014** – With a 42-7 home win over the Indianapolis Colts, the Dallas Cowboys claimed their 18th NFC East and 22nd division title.

**December 28, 2014** – The Dallas Cowboys beat Washington 44-17 to seal up road perfection for just the second time in club history.

**January 15, 2015** – The Pro Football Writer's of America name Jerry Jones the 2014 NFL Executive of the Year. Jones put together a team that tied for the NFL's best record (12-4), claimed the NFC East championship and won its first playoff game since 2009.

**January 31, 2015** – Charles Haley, who was a key part to the three Super Bowl champion teams in the 1990s, became a Hall of Fame inductee.

**November 1, 2015** – During halftime of Dallas' Nov. 1, 2015 game against the Seattle Seahawks, Darren Woodson was inducted as the 21st member of the Cowboys Ring of Honor at AT&T Stadium. He finished his career as the Cowboys all-time leading tackler with 1,350 stops, was named to the Pro Bowl five times and was a three-time Super Bowl champion.

**June 16, 2016** – After 31 years of calling the Valley Ranch facility home, the Cowboys conduct their final practice at the team headquarters in Irving, TX.

**July, 2016** – The organization moves into The Star in Frisco, Texas, home of the new world headquarters of the Dallas Cowboys. The move makes the team the first and only NFL team to share a training facility with a public high school athletic program at Ford Center - an indoor venue with a seating capacity of 12,000.

**August 21, 2016** – The official opening of The Star in Frisco was marked by the club's first practice at the new headquarters.

**December 1, 2016** – The Cowboys won their 11th straight game of the 2016 season with the victory over Minnesota, setting a team record for the longest single-season win streak in team history.

**December 20, 2016** – The Cowboys sent seven players to the Pro Bowl, as Tyron Smith (four), Zack Martin, (three), Travis Frederick (three), Dak Prescott (first) and Ezekiel Elliott (first) were named to the team on the initial ballot. Elliott and Prescott became the first Cowboys rookie duo named to the Pro Bowl, and Prescott is the only rookie quarterback in team history to earn the honor. Dez Bryant (three) and Sean Lee (two) were later named as injury replacements.

**December 26, 2016** – Ezekiel Elliott finished his rookie campaign with a league leading 1,631 rushing yards - the third Cowboys running back to lead the league. His 11 games with 100-plus yards from scrimmage established a rookie team record and are tied for third in NFL history by a rookie.

**January 1, 2017** – The Cowboys finished the season with 13 wins, tying the 2007 and 1992 teams for the most wins in team history. Dallas' 13-3 record earned them their 32nd appearance in the postseason – tied for the most in NFL history – and the team's 23rd division championship.

**January 1, 2017** – Dak Prescott finished one of the most prolific rookie seasons by a quarterback in NFL history, tying the most wins (13) in NFL history and finishing with the highest QB rating (104.9), completion percentage (67.8) and third-most passing touchdowns (23).

**February 4, 2017** – On the eve of Super Bowl LI in Houston, Texas, it was announced that Jerry Jones would be inducted into the Pro Football Hall of Fame. His selection made him the third Cowboys non-player to have a bust in Canton, Ohio (Tex Schramm and Tom Landry). The Dallas Cowboys also took home four year-ly honors at the NFL Honors event, as Jason Garrett won AP Coach of the Year, Dak Prescott won AP Offensive Rookie of the Year, Ezekiel Elliott won FedEx Ground Player of the Year and the Cowboys offensive line won Built Ford Tough Offensive Line of the Year.

**May 24, 2017** – At an awards banquet in New York City, Jerry Jones was given the 2017 Lifetime Achievement Award, presented by *SportsBusiness Journal*.

**August 5, 2017** – Jerry Jones becomes the 15th owner in NFL History to be inducted into the Pro Football Hall of Fame.

**September 10, 2017** – Jason Witten sets the Cowboys franchise record for most career receiving yards, eclipsing Michael Irvin (11,904) in Cowboys annals. He passed Ed "Too Tall" Jones for most games played by a Cowboy (224) the following week at Denver.

**November 30, 2017** – Dez Bryant establishes a franchise record, topping Bob Hayes (71) with his 72nd career receiving touchdown against Washington.

**December 10, 2017** – The Cowboys win at the N.Y. Giants serves as Jerry Jones' 250th regular season win as the Dallas Cowboys Owner, President and General Manager since purchasing the team in 1989.

**February, 2018** – Jason Witten earns his 11th trip to the Pro Bowl to tie Bob Lilly for the most appearances in franchise history.

**November 29, 2018** – During halftime of the team's contest against the New Orleans Saints, the Cowboys named Gil Brandt as the 22nd member of the Ring of Honor. Brandt would later be inducted into the Pro Football Hall of Fame.

**December 23, 2018** – With a win over Tampa Bay on Dec. 23, Dallas earned its 20th NFC East Division title since the division was first formed in 1970, its third division crown in the last five seasons.



**December 30, 2018** – Ezekiel Elliott finished the season with 2,001 scrimmage yards and led the NFL in rushing with 1,434 yards, becoming only the fifth NFL player and second Cowboy to lead the league in rushing twice in their first three seasons. Leighton Vander Esch also established a franchise rookie record for tackles in a single-season, leading the Cowboys defense with 176 tackles.

**April 9, 2019** – The Dallas Cowboys signed defensive end DeMarcus Lawrence to a five-year contract extension worth more than \$100 million, the biggest single contract in franchise history to date.

**Sept. 4, 2019** – The Dallas Cowboys signed running back Ezekiel Elliott to a six-year contract extension worth more than \$90 million, which made him the highest-paid running back in NFL history. Elliott owns the Cowboys rookie rushing record, the single-season record for receptions by a running back and became just the fifth player since the 1970 NFL merger to lead the league in rushing twice in his first three seasons.

**September 8, 2019** – Jason Witten returned to the Cowboys after a brief hiatus during the 2018 season, playing in his 16th NFL campaign - making him the longest-tenured Cowboy in franchise history.

**October 2, 2019** – The National Medal of Honor Museum Foundation announces that, following a national search launched in October 2018, Arlington, Texas is selected by the Foundation's Board of Directors as the site for the future National Medal of Honor Museum. Planned for construction near Arlington's AT&T Stadium, the first national museum of its kind is set to open to the public in 2024. The National Medal of Honor Museum will provide an unrivaled visitor experience with state-of-the-art permanent, interactive experiences and rotating exhibitions. Serving as a national landmark - and located in America's heartland - the Museum will illustrate the historical thread of sacrifice, patriotism and courage that runs through all U.S. military service members, past and present.

**December 30, 2019** – The Cowboys boasted a 4,000-yard passer (Dak Prescott, 4,902), 1,000-yard rusher (Ezekiel Elliott, 1,357) and two 1,000-yard receivers (Amari Cooper, 1,189 and Michael Gallup, 1,008) for the first time in franchise history, and the offense totaled a team-record 6,904 net yards.

**February, 2020** – The Cowboys sent six players to the Pro Bowl. Tyron Smith earned his seventh overall and seventh consecutive trip, passing Rayfield Wright for the most by a Cowboys tackle in team history. He was joined by Zack Martin (sixth), Travis Frederick (fifth), Amari Cooper (fourth), Ezekiel Elliott (third), and Jaylon Smith (first) in the all-star game.

**January 5, 2020** – Mike McCarthy was named the ninth head coach in franchise history. Along with 13 years of head coaching experience and 13 more as an assistant coach in the NFL, McCarthy comes to Dallas owning the sixth-most wins (125) and fourth-highest winning percentage among active NFL head coaches, including a Super Bowl XLV win at AT&T Stadium in 2011.

**March 10, 2021** – Dallas signed quarterback Dak Prescott to a four-year contract worth more than \$160 million, making him the highest paid player in Cowboys history and cementing his place among the highest paid players in NFL history.

**March 25, 2021** – Jerry Jones and the Jones Family made a historic \$20 million donation to the National Medal Of Honor Museum Foundation, which has now surpassed \$70 million in total funds raised. Jones' daughter, Charlotte Jones, Executive Vice President and Chief Brand Officer for the Cowboys, serves as Chairman of the Board for the Museum. The Jones family's generous contribution brings the Museum one step closer to opening its doors in 2024.

**December 26, 2021** – With a win over Washington on Dec. 26, Dallas earned its 21st NFC East Division title since the division was first formed in 1970.

**February 25, 2022** – Jerry Jones is honored as an MD Anderson Living Legend at a luncheon hosted in Dallas. The event honored Jones in an interview with Al Michaels of NBC's "Sunday Night Football," and raised nearly \$1.4 million in support of the University of Texas MD Anderson Cancer Center - the most money ever raised at the North Texas celebration.

**March 12, 2022** – Jerry Jones is honored with the Walter Camp Distinguished American Award at the 56th annual Black Tie National Awards Gala. The Walter Camp Football Foundation's "Distinguished American" award is presented each year to an individual who has utilized his or her talents to attain great success in business, private life or public service and who may have accomplished that which no other has done.

**December 24, 2022** – After losing the season opener to Tampa Bay at AT&T Stadium, the Dallas Cowboys won their final eight home games to post an 8-1 record at AT&T Stadium, the most home wins in a single season since the stadium opened in 2009.

**January 8, 2023** – The Cowboys finished the season with 12 wins, the first time that Dallas won 12 games in back-to-back seasons since 1994-95. The Cowboys also advanced to the postseason in back-to-back seasons for the first time since 2006-07

**January 8, 2023** – CeeDee Lamb had a breakout season with 107 receptions, becoming the third player in franchise history to reach 100 catches in a season, joining Michael Irvin (111 in 1995) and Jason Witten (110 in 2012).

**December 21, 2022** – The Cowboys sent eight players to the Pro Bowl, with three players earning their first trip to the game. Zack Martin earned his eighth all-star selection, tying him with Emmitt Smith and Tyron Smith for the sixth-most selections in team history. He was joined by DeMarcus Lawrence (third), Trevon Diggs (second), CeeDee Lamb (second), Micah Parsons (second), Tyler Biadasz (first), Tony Pollard (first) and KaVontae Turpin (first) in the all-star game.

**February 9, 2023** – Dak Prescott was awarded with one of the highest honors in the NFL when he received the Walter Payton Man of the Year award for his outstanding community service efforts off the field, as well as excellence on the field. Prescott became the fourth Cowboys player to be bestowed with the honor, joining Roger Staubach, Troy Aikman and Jason Witten.

# STEPHEN JONES

Chief Operating Officer  
Executive Vice President  
Player Personnel



With 34 years of NFL experience, Stephen Jones has established himself as one of the most successful and versatile executives in professional sports, serving as the Cowboys Chief Operating Officer/Executive Vice President/Player Personnel and President of AT&T Stadium.

Jones oversees the management operations for all aspects of the Dallas Cowboys and AT&T Stadium, while also overseeing the team's scouting and player personnel department. His work involves managing the organization's several hundred staff members, while also handling all of the club's salary cap and all major player contract concerns. He is active in the recruitment and management of all major events that come to AT&T Stadium and The Star in Frisco. Jones' experience as a major college football player, and his years as one of the NFL's top executives, were instrumental in his appointment to the League's prestigious Competition Committee. His active involvement in stadium management, design and development has also landed him a spot on the NFL's New Stadium Committee.

Following the Cowboys 12-4 regular season finish and 2014 NFC Eastern Division title, Stephen and Jerry Jones were named the co-recipients of the NFL Executive of the Year Award as presented by *Sports Illustrated's* Monday Morning Quarterback.

Beginning in 1989, Jones has played an integral role in the team's dramatic rise from a 1-15 record to being the NFL's "Team of the Decade" with three Super Bowl titles in the 1990s. As he enters his 35th NFL season, Jones has been a core architect of the Cowboys teams that have compiled back-to-back 12-win regular seasons over the last two years. His recent work has seen the club restock its roster with some of the game's top talent, and the recent results have produced winning records in 12 of the last 19 seasons and division titles in 2007, 2009, 2014, 2016, 2018 and 2021. During his tenure with the team, Dallas has established the club record for regular season wins (13) in 1992 and equaled that mark with 13 victories in 2007 and 2016.

Since 2010, Jones has crafted one of the more impressive drafting records in the NFL. In the last 13 years (2010 to 2022) Dallas has selected 18 players who have become Pro Bowlers: Dez Bryant and Sean Lee (in 2010), Tyrion Smith, DeMarco Murray and Dwayne Harris (2011), Travis Frederick (2013), Zack Martin and DeMarco Lawrence (2014), Byron Jones (2015), Ezekiel Elliott, Jaylon Smith and Dak Prescott (2016), Leighton Vander Esch (2018), Tony Pollard (2019), Tyler Biadasz, Trevon Diggs and CeeDee Lamb (2020) and Micah Parsons (2021). The 18 Pro Bowl draft picks are the most by any team over that span, and that group has gone on to earn a combined 49 Pro Bowl selections. Nine of those draft picks have also been named to at least one All-Pro team since their selection, tied with San Francisco for the most in the NFL, and their combined 16 All-Pro selections rank second league-wide in that time. In those same 13 years, Dallas has selected 31 players who have become starters, with 12 becoming All-Rookie Team selections.

The foundation for the future success of the team has been secured through savvy draft maneuvers and key free agent acquisitions, starting up front on the offensive line. Smith and Martin were Pro Bowlers together for the eighth and seventh times, respectively, following the 2021 season. Prescott and Elliott, Dallas' duo of young offensive backfield weapons, became the first pair of Cowboys rookies to ever be selected to the Pro Bowl in 2016. Prescott opened his career by becoming the first rookie quarterback in Cowboys history to be named to the Pro Bowl and the first to win AP Offensive Rookie of the Year, while Elliott won NFL rushing titles in two (2016 and 2018) of his first three years in the League. Lamb is another in the line of great Cowboys receivers to don the famed number 88 jersey, establishing a team rookie record with 74 catches in his first season and then surpassing the 1,000-yard mark in his second year before joining Michael Irvin and Jason Witten as the only players in Cowboys history to eclipse 100 catches (107) in a season.

Defensively, Diggs and Parsons anchor an ascending young group of players. Diggs tied the club record with 11 interceptions in 2021, while Parsons earned AP Defensive Rookie of the Year honors by establishing a Cowboys rookie record with 13.0 sacks, then followed that up with 13.5 sacks and a second-straight AP first-team All-Pro selection – the first Cowboys defender to earn first-team All-Pro honors in each of his first two seasons and only the second NFL defender since the 1970 Merger, joining Lawrence Taylor in 1981-82.

In the ever-evolving strategy that dictates a team's competitiveness in the current collective bargaining agreement, Jones' performance in managing the Cowboys salary cap, and the club's activity in free agency, has played a prominent role in the team's ability to compete at the NFL's highest level. Jones' involvement in shaping the Dallas roster under the salary cap was critical in allowing the Cowboys to maintain one of the NFL's most talented core group of players throughout the decade of the 1990s. His creativity and caretaking of the Cowboys cap played a key role in the team's six division titles, four conference championship game appearances and three world titles.

During a historic two-year period, Jones was involved in signing five Cowboys stars who were considered the best players in the game at their respective positions. Between September of 1993 and September of 1995, Jones helped orchestrate contract agreements with running back Emmitt Smith, quarterback Troy Aikman, fullback Daryl Johnston, wide receiver Michael Irvin and cornerback Deion Sanders.

Shortly after the turn of the century, Jones began spearheading the club's new stadium efforts, overseeing every element of the development and construction of the venue while also working closely with local government, community and business leaders. He was directly responsible for the club's successful referendum campaign in the fall of 2004 that saw the City of Arlington agree to join forces with the Cowboys in building a new state-of-the-art stadium later to be named AT&T Stadium.

Opened to the public in May of 2009, the stadium's dramatic first season of operation resulted in the venue being named the Sports Facility of the Year by the *Sports Business Journal* in May of 2010.

The 100,000-plus seat stadium established the attendance record for an NFL regular season game as 105,121 witnessed the September 20, 2009 home opener, while the 108,713 who attended the NBA All-Star Game on February 14, 2010 became the largest crowd to witness a game in the history of the sport.

In just over 13 years of operation, more than 14 million fans have attended events that included high school and collegiate football, major college basketball, international soccer, professional bull riding, Supercross, world championship boxing and concerts that featured world renowned recording artists. More than six million other visitors passed through the twelve-story high doors of the stadium for daily public tours of the venue.

With its architectural versatility and cutting edge media capabilities, AT&T Stadium has become a visible beacon that has established North Texas as a major focal point on the sports and entertainment canvas of North America and around the world.

The brilliant home of the Cowboys has become a powerful catalyst in attracting a wide range of national and international events that will define the future of the region for generations to come. The stadium has already played host to Super Bowl XLV (February of 2011), the NCAA Final Four in men's basketball (April of 2014), the Big 12 Championship game, the inaugural College Football Playoff Championship Game (January of 2015) and in 2018 became the first NFL stadium to host the NFL Draft. Other top flight sporting events for the future include the annual Cotton Bowl classic, 2024 PBR World Finals, hosting FIFA World Cup matches in 2026 and the 2030 NCAA Men's Final Four, just to name a few.

In the summer of 2013, Jones was the organization's point person in the negotiations that established the multi-year naming rights agreement for the Cowboys home in Arlington with AT&T.

AT&T Stadium remains the only venue in the world to host an NBA All-Star Game, a Super Bowl, the Men's NCAA Final Four and the College Football Playoff Championship Game.

Shortly after the new name for AT&T Stadium was announced, Jones took on the responsibilities of spearheading a partnership with the City of Frisco (TX) and the Frisco Independent School District to develop a new home for the Cowboys World Headquarters and training facility in Frisco. The Star in Frisco opened its doors for operation in the summer of 2016. Located in a rapidly growing community of more than 200,000 residents, The Star is a partnership with the City of Frisco and Frisco ISD that focuses on inspiring a strong future for high school football, youth sports and the next generation of players and fans by uniquely engaging them at the place where the Dallas Cowboys live, work and practice.

The Star is the only NFL training facility in the U.S. that is shared with a public high school athletic

program. All 12 Frisco ISD high schools play home games within Ford Center at The Star, a state-of-the-art, 510,000-square-foot indoor athletic facility. With a capacity of 12,000 seats, Ford Center hosts a variety of events in addition to football games, such as concerts, collegiate basketball, professional boxing, soccer matches and meetings, to name a few.

The Star includes a 91-acre mixed-use development located on the Dallas Tollway. In addition to the team's headquarters, the project features shopping, dining, nightlife, athletic, fitness, event, hotel and residential options.

Prior to focusing much of his energy on the innovative projects in Arlington and Frisco, Jones' stewardship of historic Texas Stadium in Irving left behind a legacy of facility management that maximized the use and visibility of the venue into a year-round destination for sporting, entertainment, community and corporate events on an unprecedented level.

Jones has enjoyed a life-long association with the game of football. A four-year letterman as a linebacker and special teams standout at the University of Arkansas, Jones was a starter for the Razorbacks in the Orange Bowl Classic Game that followed the 1986 season. Prior to attending the University of Arkansas, Jones was an all-state quarterback and a three-year starter at Catholic High School in Little Rock, Arkansas. In February of 2015, Jones was inducted into the Arkansas Sports Hall of Fame, where he joined his father who was a 1999 inductee.

In 2016 Jones was awarded the Junior Achievement Legacy Award which goes to a person whose leadership supports academic excellence in Arkansas. Jones followed that honor up in 2017, being named the 2017 Arkansan of the Year by Easter Seals Arkansas.

He earned his degree in chemical engineering from Arkansas in 1988 and immediately went to work in the oil and gas business for JMC Exploration as an engineer. In 2013 he was inducted as a member of the Arkansas Academy of Chemical Engineers.

On Feb. 25, 1989, Jerry Jones purchased the Dallas Cowboys and installed Stephen into a key front office position as one-of-three vice presidents with the club.

Jones is a past president of the Dallas Chapter of the Young Presidents' Organization. He serves on the board of directors for Complexity Gaming as well as the Cotton Bowl Athletic Association. He also serves on the board for the Dallas Citizens Council and the Baylor Health Care System Foundation. He is a former member of the NFL's Business Ventures Committee, and he is also a member of the board of directors for Legends Hospitality - the joint stadium catering venture involving the Dallas Cowboys and the New York Yankees organizations that Jones was instrumental in creating. In the spring of 2015, Jones was inducted into the Arkansas Sports Hall of Fame.

Jones was born in Danville, Arkansas and raised in Little Rock. He and his wife, Karen, live in Highland Park, Dallas and have four children and one grandchild.

# CHARLOTTE JONES

Chief Brand Officer  
Executive Vice President



Charlotte Jones is the Chief Brand Officer and Executive Vice President of the Dallas Cowboys Football Club. She oversees all business operations, strategies and applications surrounding the team's brand as it is presented to fans worldwide.

Working in the executive office since 1989, Jones' experience has propelled her forward as one of the most innovative and versatile executives among women in professional sports and executives as a whole.

Jones' vision and direction leads the Cowboys in brand marketing, fan engagement, stadium design, entertainment, licensed apparel, cause marketing and community relations.

Jones played an instrumental role in the design and development of The Star in Frisco, the Dallas Cowboys World Headquarters, team training facility and event center located in Frisco, Texas. Opened in 2016, the 91-acre mixed-use development serves as the team's headquarters and a destination for shopping, dining, nightlife, athletics, fitness, events, hotel, luxury residential living and commercial real estate.

She played a prominent role in shaping the design, décor, sponsor integration and overall presentation of AT&T Stadium, the renowned state-of-the-art venue that opened in Arlington, Texas in 2009. Under Jones' guidance, the venue has played host to some of the highest profile sports and entertainment events in the world – among those are Super Bowl XLV, the 2010 NBA All-Star Game, the 2014 NCAA Men's Final Four, the annual Cotton Bowl Classic and the first-ever College Football Championship game in 2015. She was instrumental in bringing the Academy of Country Music Awards to AT&T Stadium to celebrate the 50th anniversary, breaking ratings and attendance records, as well as WrestleMania 32, which broke WWE's all-time single-night attendance record.

The stadium's signature element is one of the most prominent public art collections, the Dallas Cowboys Art Collection at AT&T Stadium and The Star in Frisco. Consisting of 92 works of contemporary art from an international array of 62 curated artists, the collection is displayed on the walls and in the grand public spaces of the stadium and the world headquarters at The Star. In 2013 Charlotte and her mother, Gene Jones, were the recipients of the Texas Medal of Arts – Arts Patrons Award, presented by the Texas Cultural Trust.

Recognized as one of the most powerful women in sports, Charlotte Jones was named Chairman of the NFL Foundation in 2012 where she is responsible for spearheading the NFL efforts in youth football participation, health and safety, and community outreach. She is the first woman to serve in this position and is the first female executive in history to lead a major professional sports league charitable foundation. In 2014 she was appointed to the first NFL Conduct Committee, which endorses and enhances the new personal conduct policy for all NFL players and employees. She also serves on the Health and Safety Committee. Jones was recently

appointed to the NFL's Legalized Sports Betting Committee. Concurrently, Jones is the President of the Dallas Cowboys Cheerleaders and is responsible for overseeing what is considered to be the most prominent organization of its kind in the world.

In the philanthropy space, Jones became the first female to serve as Chairman of The Salvation Army's National Advisory Board from 2010-14. In 1997 she introduced a groundbreaking approach to fundraising on the worldwide stage by harnessing a Thanksgiving Day national television audience during the Cowboys halftime as the kickoff to The Salvation Army's National Red Kettle Campaign. She set the wheels in motion, helping the Salvation Army raise nearly three billion dollars and touch lives across the globe by combining the Dallas Cowboys and popular musical entertainers featured on network television during one of the most watched NFL games. Since that initial halftime presentation which featured the musical talents of Reba McEntire, other major entertainers performing at the Thanksgiving halftime show included Randy Travis, Clint Black, Toby Keith, Destiny's Child, Sheryl Crow, Carrie Underwood, Kelly Clarkson, the Jonas Brothers, Keith Urban, Enrique Iglesias, Kenny Chesney, Selena Gomez, Pitbull with Ne-Yo, Luke Bryan, Eric Church, Thomas Rhett, Meghan Trainor, Ellie Goulding, Kane Brown and Luke Combs.

In 2017 Jones was inducted into the Arkansas Sports Hall of Fame for Football Administration. Charlotte's spirit of involvement in the local community extends far beyond the realm of professional football. Since 1989 she has been actively involved with leadership roles in a wide range of organizations that include: The Boys and Girls Clubs of America, Southwestern Medical Foundation, the President's Advisory Council for The Dallas Center for Performing Arts Foundation, TACA Board of Governors, The Salvation Army, The Rise School, Shelton School, Make-A-Wish North Texas Presidents Council, Dallas Symphony and the Super Bowl XLV Host Committee. She chaired the 2014 North Texas Final Four Host Committee, responsible for hosting and organizing the record setting men's basketball championship at AT&T Stadium. Additionally, Jones is a member of the Board of Directors of Hilltop Holdings Corporation, serves as President of the Gene and Jerry Jones Family Foundation and the Gene and Jerry Jones Family Arlington Youth Foundation. In 2020 Jones was appointed Chairman of the National Medal of Honor Museum Foundation, which is set to open its doors in 2024 in Arlington, Texas. She also serves on the SoftBank Advisory Council. She is a member of the James Madison Council, a philanthropic advisory group of the Library of Congress.

A native of Little Rock, Arkansas, Charlotte Jones travels across the country speaking on philanthropic initiatives, brand innovation and cultivating the most valuable sports franchises in the world. She is a graduate of Stanford University, a current resident of Dallas, and a mother of three children.

# JERRY JONES JR.

Chief Sales and Marketing Officer  
Executive Vice President



As Chief Sales and Marketing Officer and Executive Vice President, Jerry Jones, Jr. is a key member of the Dallas Cowboys front office, overseeing the club's entire sales and marketing efforts, both those directed at the team's loyal fans as well as its corporate partners. With the Cowboys unique vertical structure, Jones leads a team that is not only responsible for the sales and marketing of the club, but also its vast merchandising business as well as all digital and broadcast media.

Jones was instrumental in the design and planning of AT&T Stadium, viewed as one of the world's truly unique sports and entertainment venues, as well as the team's new state-of-the-art training complex - The Star - which opened in Frisco in 2016. His desire to make the Cowboys practice facility about health and wellness, sports nutrition and sports medicine led to the building of the Baylor Scott and White Sports Therapy and Research Center. This 300,000-square-foot campus for sports medicine and sports performance opened its doors in June 2018. In keeping with his desire to create a destination for health and wellness, Jones was instrumental in building Cowboys Fit at The Star, a three-story 65,000-square-foot premier health and fitness center where members exercise and train to a Cowboy-centric workout routine. Since then, four other Cowboys Fit locations have been opened in Plano (June 2019), in AT&T Discovery District in downtown Dallas (May 2020), Pflugerville (November 2020) and East Dallas (2022). In addition, he was instrumental in creating Cowboys Club, a first of its kind private membership club complete with private restaurant overlooking the practice fields.

From 2007 to 2008, Jones guided the transition of 65,000 season ticket holders as well as over 300 suite owners from Texas Stadium to the club's new home that opened in 2009. With a stadium capable of holding up to 100,000 fans, with eight club areas and 3.0-million-square-feet of space, this monumental effort required the expansion of the club's sales team to over 60 employees dedicated to personalized customer service. At the same time, Jones has also been deeply involved in the extension and expansion of the club's already sizable corporate sponsorship base. In recent years, Jones has directed the extension of long-term agreements with numerous valued partners like Miller Brewing, Ford, Bank of America, Pepsi and Dr Pepper as well as the expansion of the AT&T partnership to include stadium naming rights.

In both 2008 and 2009 these efforts were recognized by the Sports Business Journal when Jones was named to their "40 Under 40" list of executives under the age of 40 who are making the greatest contribution to their organization and the world of sports and entertainment.

On the broadcast front, Jones oversaw the 2006 move to bring the club's radio broadcast in-house. The

move added English radio to the club's stable of English and Spanish television programming as well as the Spanish radio broadcast. Dallas Cowboys Broadcast Department now originates over 40 hours a week of original television, radio, podcasts and internet programming aired across the Dallas Cowboys Broadcasting Network in five states. Through his work, Jones has helped foster the NFL's largest team-operated media broadcast network.

Jones has established a growing reputation at the league level as it relates to sales and marketing. In the past, he has served on the NFL's Marketing Executives Committee, the Internet Working Group Committee and the League's Digital Media Committee.

In 2001, to help further the Dallas Cowboys marketing and brand image initiatives, Jones became the CEO of Dallas Cowboys Merchandising, Ltd. (DCM), a company formed in 1996 to design, manufacture and distribute Dallas Cowboys merchandise throughout the world. To date, the Cowboys are still the only major league sports team to form such an entity, enabling their fans to have the unique opportunity to enjoy the authenticity of team merchandise and memorabilia, straight from the source. DCM and the Dallas Cowboys continue to thrive as one of the top teams in NFL sales over the past 20 years. Today DCM has 30 retail locations throughout Texas and New Mexico, including the 15,000-square-foot Pro Shop in AT&T Stadium and a 7,000-square-foot Pro Shop at the team headquarters facility, The Star in Frisco, TX. In 2020 DCM moved into a 400,000-square-foot manufacturing and distribution headquarters in Frisco, TX. And in 2018 DCM was awarded the NFL retailer of the Year.

Jones took over as the club's Chief Marketing Officer in 2001 after first joining the club in 1996 as Vice President and General Counsel. He spent his early years negotiating rookie contracts, local radio and television broadcast rights fees and sponsorship agreements. He was also instrumental in launching the Dallas Cowboys official website, which continues to be at the forefront of internet technology and has become one of the NFL's most comprehensive and innovative team pages. In 2003, the site won the NFL's award for best overall team website, and in 2006, the site won the NFL's award for best content. With Jones' leadership, dallascowboys.com has had higher unique visitors, page views, and time spent on site every year since the league began tracking team sites. Additionally, they boast the largest social media community in the NFL.

Jones, born Sept. 27, 1969, earned his law degree from Southern Methodist University in 1995. He completed his undergraduate coursework at Georgetown University, where he majored in political science and graduated with a BA in 1992. Jones and his wife reside in Dallas, Texas with their children.





**STAFF**



**TOM LANDRY**

DALLAS COWBOYS

DALLAS COWBOYS

# MIKE McCARTHY

Head Coach

Baker University

Head Coach: 17th Year • NFL: 30th Year • Cowboys: 4th Year



The Dallas Cowboys named Mike McCarthy the ninth head coach in franchise history on Jan. 8, 2020, handing the reigns of the team to an innovative offensive mind with a championship pedigree.

McCarthy came to Dallas with 13 years of head coaching experience and 13 additional years as an assistant coach in the NFL, including six as an offensive coordinator. The 2023 season will bring McCarthy back to his roots as he will be the offensive play-caller for the first time since 2018.

As a head coach, McCarthy has racked up a 155-97-2 regular season record - with the Green Bay Packers (2006-18) and Dallas Cowboys (2020-22) - and he owns the fifth-most wins among active NFL coaches and 20th all-time. His teams have qualified for the postseason 11 times, won six NFC North Division titles - one NFC East - made four NFC Championship Game appearances and took home a Super Bowl XLV championship held at AT&T Stadium in Arlington, Texas, following the 2010 NFL season.

Having mentored top quarterbacks, including Hall of Famers and future Hall of Famers, McCarthy's experience and success with young quarterbacks will help shape the immediate future of the Dallas Cowboys.

In 2023 McCarthy led the charges of a team that finished 12-5 for the second straight season to mark the first time in his career and the first time for Dallas since 1994-95 to record consecutive 12-or-more win seasons. En route to the team's second straight playoff berth (first time since 2006-07), the Dallas offense finished third in the league in points (467, fourth in points-per-game) while the defense led the league in takeaways for the second consecutive season - the first team since Pittsburgh (1972-74) to notch two straight years at the top of the NFL's takeaway chart.

McCarthy's second season in Dallas was more of a return to normal, despite some of the COVID protocols still in place for 2021. McCarthy led a team that took home the club's 25th division title as Dallas led the East with a 12-5 record in the NFL's first 17-game season. The Cowboys had 22 different players reach the end zone, an NFL record for the most players to score a touchdown on a team in a season. Dallas also finished with 530 total points, a franchise record. McCarthy's emphasis on complementary football was on display as the Cowboys tied for the league lead in turnover differential (+14) and ranked second in points off takeaways (119). The last time a Dallas team finished a season with a differential of at least +14 was 1981 (+18). McCarthy led Dallas to a 5-1 primetime record, the most primetime wins of McCarthy's 15-year career and the most by Dallas since 2016. Dallas went a perfect 6-0 against the NFC East in 2021, just the third time in franchise history that Dallas finished a season unbeaten against its division - 1969 and 1998. The Cowboys outscored divisional opponents 240-107.

Upon arriving in Dallas and filling out his inaugural staff, McCarthy was prepared to hit the ground running in implementing his high-velocity offense, but his plans came to a screeching halt as the NFL was faced with eliminating in-person meetings and practices due to the COVID-19 pandemic. Despite the challenges the pandemic posed, McCarthy pushed

forward through the offseason, but he was faced with challenges at every turn. The injury bug hit the Dallas offense, forcing the club to not only start four different quarterbacks (for the first time since 2015) as Dak Prescott (ankle) was lost for the season in Week 5, but also implement eight different starting offensive line combinations (not including in-game changes). In total, the club lost 152 games played and 127 starts to injury. Despite the hurdles, the 2020 Dallas Cowboys were in position to win the NFC East entering Week 17 but came up just short.

McCarthy launched his head coaching career with Green Bay on Jan. 12, 2006, and in 12-plus years as its head coach, he guided one of the most successful stretches in franchise history, reaching the postseason in eight consecutive seasons (2009-16). With his Super Bowl XLV victory, McCarthy joined Vince Lombardi and Mike Holmgren as the only coaches to guide the Packers to a Super Bowl win.

Known as a prolific offensive mind - and the primary play-caller - McCarthy's Packers offense finished fourth in the NFL in total offense (364.4) and third in points-per-game (26.0) through his tenure with the club. Behind the arm of Aaron Rodgers, over that same span, the Packers were third in passing offense. Additionally, over the course of 13 years with the Packers, his offenses regularly ranked in the top-10 in passing yards (10 times), total offense (nine) and scoring offense (nine).

In Week 6 of 2015, McCarthy earned the 100th regular season win of his career in just his 150th game, making him the seventh-fastest coach in NFL history and the then fastest current NFL coach to reach the 100-win plateau. Two years later in Week 6 of 2017, McCarthy coached his 200th career game,

McCarthy vs. NFL				
Team	W	L	T	PCT.
Arizona.....	3	4	0	0.429
Atlanta.....	5	4	0	0.556
Baltimore.....	2	2	0	0.500
Buffalo.....	2	2	0	0.500
Carolina.....	4	3	0	0.571
Chicago.....	19	7	0	0.731
Cincinnati.....	3	2	0	0.600
Cleveland.....	3	1	0	0.750
Dallas.....	5	3	0	0.625
Denver.....	2	2	0	0.500
Detroit.....	19	7	0	0.731
Green Bay.....	0	1	0	0.000
Houston.....	3	1	0	0.750
Indianapolis.....	2	2	0	0.500
Jacksonville.....	2	2	0	0.500
Kansas City.....	2	2	0	0.500
Las Vegas.....	3	1	0	0.750
LA Chargers.....	4	0	0	1.000
LA Rams.....	6	3	0	0.667
Miami.....	3	1	0	0.750
Minnesota.....	18	9	2	0.667
New England.....	2	3	0	0.400
New Orleans.....	3	4	0	0.429
N.Y. Giants.....	9	3	0	0.750
N.Y. Jets.....	2	1	0	0.667
Philadelphia.....	8	4	0	0.667
Pittsburgh.....	0	4	0	0.000
San Francisco.....	6	2	0	0.750
Seattle.....	5	0	0	0.500
Tampa Bay.....	3	4	0	0.429
Tennessee.....	2	2	0	0.500
Washington.....	5	6	0	0.455
<b>Totals.....</b>	<b>155</b>	<b>97</b>	<b>2</b>	<b>0.614</b>

Postseason		
Team	W	L
Arizona.....	0	2
Atlanta.....	1	1
Chicago.....	1	0
Dallas.....	2	0
Minnesota.....	1	0
N.Y. Giants.....	1	2
Philadelphia.....	1	0
Pittsburgh.....	1	0
San Francisco.....	0	4
Seattle.....	1	1
Tampa Bay.....	1	0
Washington.....	1	0
<b>Totals.....</b>	<b>11</b>	<b>10</b>



including postseason, and having compiled 128 victories, he tied Bud Grant and Chuck Noll for the sixth-most wins by a head coach through 200 games. McCarthy is only the fourth head coach in NFL history to lead a single franchise to eight-or-more consecutive playoff appearances, joining Tom Landry, Noll and Bill Belichick. Those eight appearances from 2009-16 were more than the rest of the NFC North Division combined over that span (Minnesota, three; Detroit, three; Chicago, one).

McCarthy's nine playoff appearances in Green Bay are the most by a Packers coach since the NFL postseason began in 1933, and he guided the Packers to a franchise-record fourth consecutive division title in 2014. With the victory over Dallas in the 2016 playoffs, McCarthy surpassed Lombardi and Holmgren for the most playoff victories in team history (10).

From 2011-14, the Packers were the only NFC team to win its division each year and one of only three teams in the NFL to do so over that span (Denver, New England). Through his time in Green Bay, McCarthy led the Packers to a 51-23-2 (.684) record against division opponents. That includes an impressive stretch from 2010-12 when the Packers reeled off 12 straight wins against NFC North opponents, the longest divisional winning streak in team history.

McCarthy's success began with dominance at home. Under McCarthy at Lambeau Field, the Packers owned the fourth-best home winning percentage (.73-27-2, .725) in the league from 2006 through Week 13 of 2018. In 2014 Green Bay finished 8-0 at home for the fifth time since the 1970 AFL-NFL merger (1996-97, 2002 and 2011) and was one of only two teams to go undefeated at home during the regular season (Denver). Green Bay finished with a record of .500-or-better at home in 11 consecutive seasons under McCarthy.

In his first two seasons as head coach, McCarthy oversaw a renaissance in Brett Favre's career and the development of Rodgers as the quarterback of the future. Favre concluded his Green Bay career with a 95.7 passer rating in 2007, his best in 11 years and fourth-best in his career, while completing a then career-high 66.5 percent of his passes. Favre's interceptions dropped from 29 in 2005 to 18 in 2006 and then 15 in 2007. He finished second in the voting for what would have been an unprecedented fourth NFL MVP award, and he subsequently passed the torch to Rodgers, his understudy for his final three years in Green Bay and McCarthy's prime pupil for eight-plus seasons.

After taking over as the starter in 2008, Rodgers developed into one of the greatest quarterbacks in league history. Under McCarthy's tutelage, Rodgers topped 4,000 passing yards six times (2008-09, 2011-12, 2014, 2016), which in 2008, combined with Favre's total in 2007, marked the first time in league history a team had two different quarterbacks throw for 4,000 yards in consecutive years. In the process, Rodgers also became the first quarterback in league history to surpass the 4,000-yard plateau in each of his first two seasons as a starter. In total, McCarthy had been on the coaching staff for eight of the 13 (1999, 2007-09, 2011-12, 2014, 2016) 4,000-yard passing seasons in franchise history. Rodgers posted 21,332 passing yards from 2008-12 to set an NFL record for the most passing yards by a quarterback in his first five seasons as a starter, surpassing the previous mark held by Peyton Manning (20,618, 1998-2002). His career passer rating of 104.5 is tops in NFL history, and he is the only quarterback in NFL history to have posted a 100-plus passer rating in six consecutive seasons (2009-14).

---

**Mike McCarthy** – Born Nov. 10, 1963, Pittsburgh, Pa. Tight end Baker University 1985-86. Pro: No pro playing experience. College coach: Fort Hays State 1987-88, Pittsburgh 1989-92. Pro coach: Kansas City Chiefs 1993-98, Green Bay Packers 1999, New Orleans Saints 2000-04, San Francisco 49ers 2005, Green Bay Packers 2006-18, Dallas Cowboys 2020-22.

---

A Pittsburgh, Pa. native, McCarthy was named the 14th head coach of the Green Bay Packers, after serving 13 years as an NFL assistant. The third-youngest head coach in the NFL when he was hired at age 42 (the Saints Sean Payton was seven weeks younger and the N.Y. Jets Eric Mangini was 35), McCarthy took over a Packers team coming off its first losing season since 1991.

McCarthy is known for taking a hands-on teaching approach with young players and is well-respected around the league, in part because he called plays for six seasons as an offensive coordinator before becoming a head coach. He has tutored an impressive roster of NFL quarterbacks, while two of the biggest names he has worked with, Favre in Green Bay and Joe Montana in Kansas City, were at or beyond their peak years at the time. McCarthy played at least a part in the development of signal callers Aaron Brooks, Jake Delhomme, Matt Hasselbeck, Matt Flynn, Marc Bulger, Rich Gannon and Elvis Grbac. The entire stable of quarterbacks that McCarthy has worked with, which also includes Jeff Blake, Steve Bono and Dave Krieg, has combined for 45 career Pro Bowl selections, 10 Super Bowl starts and 10 Most Valuable Player awards.

McCarthy broke into the NFL as a quality control assistant with the Kansas City Chiefs in 1993. It was then he worked with Montana before moving up to quarterbacks coach from 1995-98, working with starters Gannon, Grbac and Bono.

When Gannon left the Chiefs for Oakland in 1999, McCarthy departed Kansas City to become Green Bay's quarterbacks coach. That year, the Packers ranked seventh in the NFL in passing and ninth in total offense. Favre threw for 4,091 yards, the third-highest total in his career at that point.

The following year, McCarthy began a successful five-year stint as the offensive coordinator of the New Orleans Saints. It became the most prolific offensive era to that point in the team's four decades, as the Saints set 10 offensive team records and 25 individual marks. Among the more notable accomplishments, the Saints led the NFC with 432 points and 49 touchdowns in 2002, both team records at the time. In his first season in 2000, McCarthy was named NFC Assistant Coach of the Year by *USA Today*. In 2005 McCarthy served as offensive coordinator for the San Francisco 49ers.

McCarthy began his six-year collegiate coaching career as a graduate assistant at Fort Hays State in Hays, Kan., (1987), just after completing his playing career at nearby Baker University in Baldwin City, Kan. At Baker, McCarthy earned a degree in business administration and was an all-conference tight end and senior captain in 1986, helping lead the Wildcats to an NAIA Division II national runner-up finish. He was inducted into the school's athletic hall of fame in October 2007.

At Fort Hays State under head coach John Vincent, McCarthy coached linebackers for two years while earning a master's degree in sports administration.

McCarthy returned to his hometown in 1989, serving first as a graduate assistant (1989-91) and then wide receivers coach for the Pittsburgh Panthers.

Born in Pittsburgh, McCarthy graduated from Bishop Boyle High School in Homestead, Pa. He and his wife, Jessica, have five children and were actively involved in the Green Bay community, including hosting the annual Mike & Jessica McCarthy Golf Invitational. Established in June 2010, the tournament benefited the American Family Children's Hospital in Madison, Wis. The event raised funds that have helped the hospital expand with two new floors, a neonatal intensive care unit and additional pediatric beds.

## MIKE McCARTHY'S COACHING EXPERIENCE

Year	Position, Team
1987-88	Graduate Assistant, Fort Hays State
1989-91	Graduate Assistant, Pittsburgh
1992	Wide Receivers, Pittsburgh
1993-94	Offensive Quality Control, Kansas City Chiefs
1995-98	Quarterbacks, Kansas City Chiefs
1999	Quarterbacks, Green Bay Packers
2000-04	Offensive Coordinator, New Orleans Saints
2005	Offensive Coordinator, San Francisco 49ers
2006-18	Head Coach, Green Bay Packers
2020-22	Head Coach, Dallas Cowboys

## MIKE McCARTHY'S HEAD COACHING RECORD

Year	Team	Regular Season			Result	Postseason			Result
		W	L	Pct.		W	L	Pct.	
2006	Green Bay	8	8	.500	2nd NFC North				
2007	Green Bay	13	3	.813	1st NFC North	1	1	.500	NFC Championship Game
2008	Green Bay	6	10	.375	3rd NFC North				
2009	Green Bay	11	5	.688	2nd NFC North	0	1	.000	Wild Card Game
2010	Green Bay	10	6	.625	2nd NFC North	4	0	1.000	Super Bowl XLV
2011	Green Bay	15	1	.938	1st NFC North	0	1	.000	Divisional Game
2012	Green Bay	11	5	.688	1st NFC North	1	1	.500	Divisional Game
2013	Green Bay	8	7	.531	1st NFC North	0	1	.000	Wild Card Game
2014	Green Bay	12	4	.750	1st NFC North	1	1	.500	NFC Championship Game
2015	Green Bay	10	6	.625	2nd NFC North	1	1	.500	Divisional Game
2016	Green Bay	10	6	.625	1st NFC North	2	1	.667	NFC Championship Game
2017	Green Bay	7	9	.438	3rd NFC North				
2018	Green Bay	4	7	.375					
2020	Dallas	6	10	.375	3rd NFC East				
2021	Dallas	12	5	.706	1st NFC East	0	1	.000	Wild Card Game
2022	Dallas	12	5	.706	2nd NFC East	1	1	.500	Divisional Game
<b>Totals</b>		<b>155</b>	<b>97</b>	<b>.614</b>		<b>11</b>	<b>10</b>	<b>.524</b>	

## JEFF BLASKO

### Run Game Coordinator/Running Backs

Robert Morris  
NFL: 7th Year • Cowboys: 4th Year



The Dallas Cowboys introduced Jeff Blasko as the team's assistant offensive line coach on January 27,

BLASKO'S COACHING HISTORY	
2002-05	Steel Valley High School, Off. Asst.
2006-07	Bethel Park High School, Off. Asst.
2008-10	Akron, GA
2011	Florida, QC-Offense
2012-14	Kansas, TE
2015	Pennsylvania, TE
2016	Green Bay Packers, Coaching Admin
2017-18	Green Bay Packers, Asst. OL
2019	Cleveland Browns, Asst. OL
2020-22	Dallas Cowboys, Asst. OL

Blasko assisted an offensive line group in 2022 that saw first round draft pick Tyler Smith step in immediately as a starter at left tackle in place of Tyrone Smith (injury). The rookie started 16-of-17 games at left tackle and shifted to guard for one start, becoming the first Dallas rookie offensive lineman to start every game of the season since Zack Martin in 2014, fifth lineman overall and 15th rookie.

Blasko's second season in Dallas was a return to consistency as the Dallas line remained healthy for a majority of the season. Behind the line's work, Dallas led the league in total offense (407.0 yards-per-game), was second in pass offense (282.4) and third in rushing offense (124.6). The line's blocking allowed Dak Prescott to finish in the top-10 in all major passing categories, and Ezekiel Elliott recorded his fifth 1,000-yard season as he rushed for 1,002 yards with 10 touchdowns.

In his first season in Dallas, Blasko worked a line grouping that was decimated by injury, while also losing a key cog to retirement in Travis Frederick. Having both bookends (La'el Collins, all 16 games and Tyrone Smith, 14 games) sidelined, Blasko initiated rookie free agent Terence Steele to the rigors of the NFL at right tackle, second-year undrafted free agent Brandon Knight at left tackle and 2020 fourth round rookie draft pick Tyler Biadasz (four starts) at center. Blasko also saw one of the best linemen in the NFL as Martin continued his dominance, while showing flexibility as he slid out to tackle for his first career snaps outside for two starts,

missing six games to injury himself. Connor Williams was the lone regular on the line, playing all but one snap through the season at left guard.

Blasko spent 2019 as the Cleveland Browns assistant offensive line coach, and prior to landing in Cleveland, he was with the Packers for three seasons (2016-18), including the final two as assistant offensive line coach. He came to the Packers in 2016 as a coaching administrator. While with Green Bay, Blasko helped David Bakhtiari earn first-team All-Pro honors in 2018 and second-team honors in 2016 and 2017.

Prior to his career in the NFL, Blasko spent eight years coaching collegiately, starting with a three-year stint (2008-10) as a graduate assistant at the University of Akron. He then moved on to the University of

Florida in 2011 as the offensive quality control coach. Blasko also assisted the University of Kansas (2012-14) and the University of Pennsylvania (2015) as the team's tight ends coach.

Blasko coached on the high school level for six seasons, serving as an offensive assistant at Steel Valley in Munhall, Pa., (2002-05) and as an offensive assistant at Bethel Park, Pa. (2006-07).

A native of Pittsburgh, Pa., Blasko graduated from Robert Morris University with a bachelor's degree in information sciences in 2005 and earned a master's degree in sports administration from Akron in 2009.

Blasko and his wife, Katie, have two sons, Tommy and Cooper.


---

**Jeff Blasko** – Born July 6, 1983, Pittsburgh, Pa. College Coach: Akron 2008-10, Florida 2011, Kansas 2012-14, Pennsylvania 2015. Pro coach: Green Bay Packers 2017-18, Cleveland Browns 2019, Dallas Cowboys 2020-22.

---

**RAMON CHINYOUNG SR.**  
 Quality Control/Asst. Offensive Line (ruh-MOAN CHIN-YOUNG)

Southern  
 NFL: 2nd Year • Cowboys: 1st Year



Ramon Chinyoung enters his first season as the quality control/assistant offensive line coach with the Dallas Cowboys in 2023.

CHINYOUNG'S COACHING HISTORY	
2022.....	Denver Broncos, Offensive QC

Last season Chinyoung served as an offensive quality control coach for the Denver Broncos.

Chinyoung comes to the Cowboys with 11 years of full-time coaching experience, including one season in the NFL with Denver, and previously served as head-coach/campus coordinator at Fort Bend Willowridge High School (Houston) from 2020-21. In two seasons at the helm, Chinyoung led the Eagles to an appearance in the 2020 Texas High School Football Playoffs.

Prior to Willowridge, Chinyoung spent eight seasons (2012-19) at Westfield High School in Houston, Texas. He served as assistant offensive line coach for four seasons (2012-15) before being promoted to as-

stant head coach while also overseeing the offensive line (2016-19). During his eight seasons at Westfield, the Mustangs recorded a 96-15 overall record, including a 58-1 mark in district play and registered first-place finishes in the district every year of his tenure. As assistant head coach, Chinyoung helped lead the team to 47 wins and an undefeated record in district play in each of his final four seasons. In that span, Westfield recorded five consecutive playoff appearances, posting a 12-4 record in the postseason.

Chinyoung attended Southern University, where he was a four-year letterwinner from 2007-10. He was named first-team All-SWAC on two occasions while being honored as a first-team All-Louisiana player in 2009.

Chinyoung earned a bachelor's degree from Southern University in therapeutic recreation and leisure studies.

He and his wife, Morgan Broussard-Chinyoung have two sons, Ramon II (RJ) and Myles Henry.

---

**Ramon Chinyoung** – Born Feb. 25, 1988, Houston, Texas. Offensive Lineman, Southern 2007-10. No Pro playing experience. Pro coach: Denver Broncos 2022. Joined the Dallas Cowboys in 2023.

---

# ADEN DURDE

(AD-in DIRTY)

## Defensive Line

None

NFL: 6th Year • Cowboys: 3rd Year

### DURDE'S COACHING HISTORY

2011-16...London Warriors, Defensive Coord  
 2014-15...Dallas Cowboys, Coaching Intern  
 2016.....Atlanta Falcons, Coaching Intern  
 2018-19...Atlanta Falcons, Defensive Assistant  
 2020.....Atlanta Falcons, Outside Linebackers  
 2021-22...Dallas Cowboys, Defensive Line

contributed 44 of the defense's 54 sacks on the season, including Micah Parsons' career-best 13.5 sacks as the linebacker played the vast majority of his snaps as an edge rusher on the line in his second season. Parsons joined Aldon Smith and Reggie White as the only three players since 1982 with 13.0-plus sacks in both of their first two seasons. The defensive line also realized career seasons from Dorance Armstrong, who tallied a career-best 8.5 sacks, and Osa Odighizuwa, who had 4.0 sacks and an additional five tackles for loss. Overall, Dallas' 54 sacks ranked third in the NFL in 2022 and were the most by a Cowboys defense since 59 sacks in 2008. The unit also forced the fourth-most negative plays in 2022 with 115.

In his first season at the helm of the defensive line, Durde's unit produced 23 sacks and harangued opposing quarterbacks with consistent pressure on 237-of-684 opponent dropbacks - third-most in the league in 2021, per Pro Football Focus. The unit suffered a setback when star defensive end DeMarcus Lawrence broke his foot following Week 1 and missed the next 11 games, forcing the line to shuffle and come up with creative ways to rush the passer. The setback turned into opportunity, as rookie linebacker Parsons took on more of a role at defensive end and flourished as a pass rusher, accumulating a franchise rookie record 13.0 sacks.

Prior to Dallas, Durde spent three seasons with the Atlanta Falcons under former Falcons head coach and current Cowboys defensive coordinator, Dan Quinn, where he was first a coaching intern (2016), then as a defensive assistant (2018-19) and finally the outside

linebackers coach (2020). In 2020 two Falcons linebackers surpassed the century mark in tackles - Foyesade Oluokun (team and career-high 116) and Deion Jones (105 - second) - while Jones' career-high 4.5 sacks also led all team defenders. Additionally, Durde filled in as the team's defensive line coach at Minnesota (10/18/20) when both of the Falcons two defensive line coaches (Jess Simpson and Tosh Lupoi) did not travel for the game due to COVID-19 precautions. In 2019 Durde assisted in overseeing a defensive line unit that was anchored by Grady Jarrett and Tyeler Davison. The Falcons defense held opponents to 103.5 rushing yards over the final eight weeks of the season, which ranked 10th in the NFL. Additionally, the Falcons tallied 21 sacks over the final eight games - tied for 10th in the league during that span.

Durde joined the Falcons after serving as the head of football development at NFLUK, where he helped guide the International Player Pathway program. Working with Super Bowl champion and former Falcon Osi Umenyiora, Durde helped four international players, tight end Alex Gray (Atlanta), defensive end Alex Jenkins (New Orleans), defensive end Efe Obada (Washington), and linebacker Eric Nzeocha (Tampa Bay) transition to practice squads in 2017. Prior to his work with NFLUK, Durde spent training camp with the Falcons as part of the Bill Walsh NFL Diversity Coaching Fellowship in 2016. He also worked as a coaching intern for the NFL's fellowship program with the Cowboys during training camp in 2014 and 2015. Durde also served as the defensive coordinator of the London Warriors for six seasons.

Durde played linebacker in NFL Europe for six years with the Scottish Claymores and Hamburg Sea Devils and was a member of Hamburg's 2007 NFL Europa World Bowl XV Championship team - the final champion in the European league history. He also spent time on the practice squads of the Carolina Panthers and Kansas City Chiefs.

A native of North London, Durde and his wife, Kate, have two sons, Kane and Dylan.



**Aden Durde** – Born July 10, 1979, North London, England. Pro: Linebacker Scottish Claymores (NFL Europe) 2003-04, Hamburg Sea Devils (NFL Europe) 2005-07, Carolina Panthers 2005, Kansas City Chiefs 2008. Pro coach: Atlanta Falcons 2018-20, Dallas Cowboys 2021-22.

# JOHN FASSEL

## Special Teams Coordinator

Weber State  
NFL: 19th Year • Cowboys: 4th Year



John Fassel, who is known as one of the most creative special teams coaches in the league, enters his fourth season as the Cowboys special teams coordinator. Fassel, who headed up special teams for two pro clubs prior to his arrival in Dallas - LA Rams (2012-19) and Oakland Raiders (2009-11) - has dramatically improved the Cowboys special teams unit since his arrival in 2020.

### FASSEL'S COACHING HISTORY

1999.....	Bucknell, Wide Receivers
2000.....	Amsterdam Admirals, S&C/WRS
2001.....	Idaho State, GA
2002.....	Bucknell, Wide Receivers
2003-04.....	New Mex. Highlands, HC/Asst. AD
2005-07.....	Baltimore Ravens, Asst. ST
2008.....	Oakland Raiders, Asst. ST Coord.
2009-11.....	Oakland Raiders, ST Coordinator
2012-19.....	LA Rams, ST Coordinator
2020-22.....	Dallas Cowboys, ST Coordinator

Prior to Fassel's arrival, Dallas finished the 2019 season last in the NFL in kick return average and 31st in both net and gross punting average. Since 2020, the Cowboys are tied for second in the NFL in net punting average (43.0), rank fourth in kickoff return average (25.1) and seventh in field goals made (92).

Midway through 2022 training camp, Dallas tried out multiple kickers in Oxnard, Calif., and signed Brett Maher, a veteran kicker who spent 2018 and most of the 2019 season with the Cowboys. Fassel was tasked with helping Maher re-establish himself as one of the game's top placekickers. Maher had a career season under Fassel, making 29-of-32 field goals for a career-high 90.6 field goal percentage. Maher totaled nine 50-plus yard field goals in 2022, the most in a season in team history. He also racked up 137 kicking points, a single-season club record and tied for the third-most in the NFL in 2022. One other valuable addition in training camp was rookie wide receiver/return specialist KaVontae Turpin. Turpin broke onto the scene when he returned both a punt and kick return for a touchdown in the preseason win at the LA Chargers (8/20). Turpin finished the 2022 season fifth in punt return average (10.4) and was the only NFL player with a 50-yard kick return and 50-yard punt return. Turpin earned his first Pro Bowl selection and became the first player in Cowboys history to be named to the Pro Bowl as a return specialist.

In 2021 Fassel's special teams unit was one of the most effective groups in the NFL, highlighted by a league-high three blocked punts - two of which were recovered for a touchdown. Fassel's unit also led the NFL with four blocked kicks (three punts, one PAT) while tallying an NFL-high three special teams touchdowns. Fassel had a major influence in signing veteran punter Bryan Anger in free agency prior to the 2021 season. Under Fassel, Anger was selected to his first career Pro Bowl after leading the NFL and setting a team record with a 44.6 net average in 2021. Anger's 44.6 net average was also the fourth-highest in NFL history. Along with an impressive net average, Anger set the franchise record in gross average (48.4). Fassel, who was with Greg Zuerlein since his rookie season with the LA Rams in 2012, watched Zuerlein become the third-fastest kicker to reach 250 field goals in NFL history, doing so in just 144 career games.

In 2020 Fassel helped Dallas secure Zuerlein, a player Fassel coached through his entire tenure with the Rams, to help the kicking unit. Zuerlein converted

34-of-41 field goals and 33-of-36 PAT tries, allowing him to set the club record for field goal attempts in a season, tie for the most field goals made and tie for second in single-season points (135). Tony Pollard settled in as the kickoff returner for Dallas, and he tied for second in the league with 32 returns, was fourth with 766 yards and eighth with an average of 23.9 yards-per-return. Additionally, Fassel worked with two different punters - Chris Jones and Hunter Niswander - after Jones was lost midway through the season with an abdominal injury.

In 2019 the Rams special teams unit returned two of the NFL's top specialists in Zuerlein and Johnny Hekker. Zuerlein's 24 field goals (24-of-33) tied for fourth in his career, and he connected on all 42 PAT tries. Called on for only 66 punts in 2019, Hekker finished third in the NFL with a 47.4 gross average and seventh with a 42.4 net, along with 22 punts downed inside the opponent's 20-yard line and a long of 71 yards (second-longest of his career).

Fassel's group continued to flourish in 2018 in all four phases of special teams, despite using multiple kickers and returners during the regular season. Cory Littleton blocked a pair of punts and posted an additional deflected punt en route to earning his first career Pro Bowl selection. It marked the ninth Rams special teams selection since Fassel took over in 2012. Zuerlein converted a 57-yard game-winning field goal in overtime of the NFC Championship game to send the Rams to the Super Bowl, marking the longest game-winning kick in playoff history.

In 2017 four Rams special teamers were named to the Pro Bowl in returner Pharaoh Cooper, Hekker, long snapper Jake McQuaide and Zuerlein. Zuerlein led the league in scoring (158 points) despite playing only 14 games before going on the Reserve/Injured list.

In 2016 Hekker earned his third trip to the Pro Bowl after setting an NFL record with 51 punts downed inside the 20. He also established an NFL record for single-season net punting average (46.0), breaking the previous record that Hekker himself set in 2013. McQuaide became the first long snapper in franchise history to earn a Pro Bowl berth. From 2013-17, Benny Cunningham averaged 27.1 yards-per-kickoff return, a franchise career record. In addition to his special teams duties, Fassel served as interim head coach for the final three games in 2016.

In 2015 Hekker produced one of the best punting seasons in NFL history to earn his second Pro Bowl honor. The fourth-year pro led the NFL in punts (96), gross average (47.9), net average (43.7) and punts downed inside the 20-yard line (41), becoming the first player to lead the league in all three categories since the NFL began tracking punts inside the 20 in 1976.

In Fassel's 2014 campaign, his units finished among the league's best in several categories. As a team, St. Louis was fifth in net punt average (41.8) and second in punt return average (13.0). The team's net punting average was the third-highest ever by a Rams special teams unit. Individually, Tavon Austin finished fifth in punt return average (11.2) and was an alternate to the Pro Bowl, while Cunningham led the NFC and was fifth in the NFL in kick return average (27.5).

In 2013 Fassel's punt team, led by Hekker, set a single-season NFL record for net punting average (44.2) and was named first-team All-Pro along with his first trip to the Pro Bowl. Zuerlein connected on the first 15 field goal attempts of his career and set a team record with eight field goals from 50 yards-or-more.

Fassel spent four seasons with the Raiders, first as assistant special teams coordinator in 2008, then special teams coordinator for three seasons (2009-11). While with the Raiders, his units led the NFL in takeaways, turnover differential and points scored in 2009 and 2010. Under Fassel's tutelage, punter Shane Lechler earned a Pro Bowl spot three consecutive years. In addition, Sebastian Janikowski achieved a single-season career-high 89.7 field goal percentage, missing only three attempts (47, 57 and 66 yards) in 2011. Janikowski also converted the then third-longest field goal in NFL history, a team-record 61-yarder at Cleveland in December 2009 and tied a then NFL record with a 63-yarder in 2011. Additionally, long snapper Jon Condo earned two Pro Bowl berths.

From 2005-07, Fassel was Baltimore's assistant special teams coach and helped the team to top-10 finishes in punt and kick return average from 2006-07.

From 2003-04, he was the head coach and assistant athletic director at New Mexico Highlands University. Fassel also served six months as the school's interim athletic director and taught undergraduate and graduate courses. He earned a master's degree in athletic administration at Idaho State, where he was a graduate assistant and sports science instructor from 2000-01. In 1999 and 2001, Fassel coached wide receivers and recruited for Bucknell. In Spring 2000, Fassel was the strength & conditioning and wide receivers coach for the Amsterdam Admirals of NFL Europe.

Fassel played wide receiver at Weber State, graduating in 1999 with a degree in exercise science. He signed as a rookie free agent wide receiver with the Indianapolis Colts.

Fassel is the son of late NFL coach Jim Fassel, who guided the New York Giants to the Super Bowl during the 2000 season. John is a triathlete who has finished three Ironman distance triathlons. He and his wife, Elizabeth, have three daughters: Lilah, Avery and Anna.

---

**John Fassel** – Born January 10, 1974, Anaheim, Calif. College: Wide receiver Weber State 1996-99. No pro playing experience. College Coach: Bucknell 1999, 2002, Idaho State 2001, New Mexico Highlands 2003-04. Pro coach: Amsterdam Admirals (NFL Europe) 2000, Baltimore Ravens 2005-07, Oakland Raiders 2008-11, St. Louis/Los Angeles Rams 2012-19, Dallas Cowboys 2020-22.

---

## RYAN FEDER (FEED-er)

### Offensive Asst./Game Management

Florida State  
NFL: 8th Year • Cowboys: 4th Year



FEDER'S COACHING HISTORY
2015-18 .....Green Bay Packers, QC/Analytics
2019.....Nebraska, GA/DB
2020-22.....Dallas Cowboys, QC/Analytics

Ryan Feder arrived in 2020 as one of Dallas' quality control/analysts, working primarily with the defense and linebacker unit. In 2023 Feder will move to the offensive side of the ball, where he will help with the quarterbacks.

Feder's responsibilities also include devising a plan for specific game-management decisions.

From 2020-22, Feder helped coach a linebackers unit featuring two-time All-Pro Micah Parsons and Leighton Vander Esch. Parsons set the franchise rookie record with 13.0 sacks in 2021 - tied for the third-most by a rookie in NFL history - and became the first player in team history to be named NFL Defensive Rookie of the Year. Parsons followed that up with 13.5 sacks in 2022 while finishing second in Defensive Player of the Year voting. Feder also helped guide Vander Esch (100 tackles in 2022) to his first 100-tackle season since his rookie year in 2018.

After departing Green Bay in 2018, Feder spent 2019 as a graduate assistant at Nebraska, assisting with the defensive backs while also pursuing a master's degree in business administration.

After earning his bachelor's degree in management and marketing from Florida State, Feder earned a law degree with a specialization in sports law from Tulane. While at Tulane Law School, Feder worked for two seasons as an analyst for Pro Football Focus, collecting and analyzing player participation data for NFL and NCAA teams and generating advanced scouting reports to target team trends and inefficiencies.

Feder also spent one year as an intern at Pro Sports Inc., assisting with 2014 NFL Draft preparation, including analyzing positional player contract structures and trends and researching and analyzing undrafted free agent signings and contract trends. During those three years, he also was a writer for OverTheCap.com, a website which analyzes the NFL salary cap.

---

**Ryan Feder** – Born Oct. 4, 1989, Miami, Fla. College Coach: Nebraska 2019. Pro Coach: Green Bay Packers 2015-18, Dallas Cowboys 2020-22.

---

# SHARRIF FLOYD

(shah-REEF)

## Quality Control/Asst. Defensive Line

Florida

NFL: 1st Year • Cowboys: 1st Year

### FLOYD'S COACHING HISTORY

2019.....Ben Franklin High School, DC  
2021-22.....University of Florida, GA

tant defensive line coach. In Dallas, Floyd unites with Dan Quinn, who was Floyd's collegiate defensive coordinator at Florida.

Floyd served as an intern with the Dallas Cowboys during training camp in 2022 as a part of the Bill Walsh Diversity Coaching Fellowship before returning to Florida, where he served as a student assistant coach while finishing his undergraduate degree.

Sharrif Floyd will make his NFL coaching debut in 2023 as the Dallas Cowboys quality control/assistant

Before his return to Florida, Floyd was the defensive coordinator at Ben Franklin High School in his hometown of Philadelphia, Pa. for one year (2019).

Floyd was drafted in the first round (23rd overall) by the Minnesota Vikings in the 2013 NFL Draft. He played three seasons for Minnesota before a knee injury ended his pro career, tallying 65 tackles, 9.5 sacks, 70 hurries and 26 tackles for loss, starting 24-of-43 games played.

While a student-athlete with the Gators, Floyd played in 37 games with 26 starts and earned first-team All-American honors during his final season.

A native of North Philadelphia, Floyd earned his degree in sociology in May 2023. He has three children, a daughter, Aria, and two sons, Trygg and Jett.

**Sharrif Floyd** – Born May 28, 1991, Philadelphia, Pa. Defensive tackle University of Florida 2010-12. Pro: Defensive tackle Minnesota 2013-16. College coach: Florida 2021-22. Pro Coach: Joined the Dallas Cowboys in 2023.



# WILL HARRIGER

(hare-eh-JER)

## Offensive Asst./Quality Control

Auburn

NFL: 9th Year • Cowboys: 1st Year

### HARRIGER'S COACHING HISTORY

2004-05.....Midwestern State, GA  
2006.....Tennessee-Martin, GA  
2007.....Auburn, Def. Assistant  
2008.....Texas, QC/Defense  
2009.....Tennessee-Martin, LBs  
2010-11.....Texas Tech, Def. Assistant  
2012-13.....Florida, Def. Assistant  
2014-18.....Seattle Seahawks, Off. Asst./QBs  
2019-20.....Atlanta Falcons, Off. Asst./RBs  
2021.....Jacksonville Jaguars, Off. Asst.  
2022.....USC, Off. Analyst/QBs

Harriger spent 2022 as an offensive assistant and quarterbacks coach at Southern California, working with Heisman Trophy winning quarterback Caleb Williams, who tallied 4,537 passing yards and 42 touchdowns against only five interceptions, also rushing for 382 yards and 10 scores.

In 2021 he was as an offensive assistant coach with the Jacksonville Jaguars, where quarterback Trevor Lawrence set franchise rookie records for comple-

Will Harriger joined Head Coach Mike McCarthy's staff for the 2023 season, working with the offense in a quality control role.

Harriger is an experienced coach with eight years of NFL coaching experience and an additional 11 years at the collegiate level.

tions and passing yards. Previously, Harriger worked in Atlanta from 2019-20 and Seattle from 2014-18. He was an offensive assistant his first two years with the Seahawks, then was promoted to assistant quarterbacks coach for the final three years, assisting the development of quarterback Russell Wilson to throw for 11,650 yards and 90 touchdowns from 2016-18, earning Pro Bowl honors in 2017 and 2018 and leading the league in passing touchdowns in 2017.

Prior to his time in the NFL, Harriger spent 10 years coaching in college in various roles, including two seasons at Florida (2012-13), two seasons at Texas Tech (2010-11), two seasons at Tennessee-Martin (2006, 2009), one year at Texas (2008), one year at his alma mater Auburn (2007) and two seasons at Midwestern State (2004-05).

Harriger earned his bachelor's degree in communications from Auburn after prepping at Trinity Christian, Texas, High School.

He and his wife, Brooke, have three children, Daisy, Bud and Dorothy.

**Will Harriger** – Born June 20, 1982, Lubbock, Texas. College Coach: Midwestern State 2004-05, Tennessee-Martin 2006 and 2009, Auburn 2007, Texas 2008, Texas Tech 2010-11, Florida 2012-13, USC 2022. Pro Coach: Seattle Seahawks 2014-18, Atlanta Falcons 2019-20, Jacksonville Jaguars 2022. Joined the Dallas Cowboys in 2023.

# EVAN HARRINGTON

## Offensive Assistant

Colorado  
NFL: 4th Year • Cowboys: 2nd Year



Evan Harrington enters his second season as an offensive assistant with the Dallas Cowboys, fourth in the NFL, working closely with Head Coach Mike McCarthy and Offensive Coordinator Brian Schottenheimer in his role.

### HARRINGTON'S COACHING HISTORY

2012	.....Colorado, GA/RBs
2015-17	.....Winterthur (Switzerland), HC
2018	.....Independence CC, RBs
2019-20	.....Washington Commanders, Off. Asst.
2021	.....North Carolina Central, TEs
2022	.....Dallas Cowboys, Off. Asst.

Harrington assisted with the offensive game plan in 2022 and helped Dallas finish fourth in the NFL in scoring (27.5) despite Dak Prescott's thumb injury that sidelined him for five games. Harrington helped in the quarterback room, and when Prescott returned to action in Week 7 against Detroit (10/23), Dallas' offense led the league in offensive points-per-game (31.3) and third down offense (52.3%) for the remainder of the season.

In 2021 Harrington served as the tight ends coach at North Carolina Central, and under Harrington's tutelage, Isiah Macklin earned third-team All-Mid-Eastern Athletic Conference and was selected to play in the 2022 HBCU Legacy Bowl after finishing fourth on the team with 16 receptions for 201 yards and a touchdown.

From 2019-21, Harrington worked for the Washington Commanders as an offensive assistant and the assistant director of player engagement. As an offensive assistant, he worked with the running backs and offensive line, helping Adrian Peterson to 1,040 scrimmage yards as the lead back in 2019 and aiding in the development of Antonio Gibson during his rookie season in

2020. As the assistant director of player engagement, Harrington was responsible for helping guide the development and education of players in both their personal and professional lives along with assisting rookie classes with acclimating themselves to the life of the NFL.

In 2018 Harrington was the running backs coach and run game coordinator at Independence Community College in Independence, Kansas, leading the Pirates to 147.7 rushing yards-per-game.

Harrington served as the head coach of the Winterthur Warriors from 2015-17 in the Swiss Football League after playing running back and linebacker for the Frankfurt Galaxy (2015) and the Basel Gladiators (2014). He also spent time as a fullback for the Canadian Football League's Edmonton Eskimos in 2012.

Before playing in Europe, Harrington was an assistant coach at Clayton Valley Charter High School and the College of the Canyons, also spending time as a strength and conditioning intern at the College of the Canyons. Harrington began his coaching career at Colorado, coaching running backs and fullbacks as a graduate assistant in 2012.

Harrington played linebacker and fullback at Colorado from 2010-11, tallying seven special teams tackles and rushing twice for three yards with seven catches for 41 yards and a touchdown in his Buffaloes career.

Harrington graduated from Colorado with a degree in sociology, ethnic studies and communications.

Harrington and his wife, Daniela, have three sons, E.J., Dakari and Kibwe.

**Evan Harrington** – Born February 6, 1989, Washington, D.C. College Coach: Colorado 2012, Independence Community College 2018, North Carolina Central 2021. Pro Coach: Washington Commanders 2019-20, Dallas Cowboy 2022.

# AL HARRIS

## Defensive Backs

Texas A&M-Kingsville  
NFL: 10th Year • Cowboys: 4th Year



### HARRIS' COACHING HISTORY

2012	.....Miami Dolphins, Intern
2013-15	.....Kansas City Chiefs, Secondary
2016-18	.....Kansas City Chiefs, CB
2019	.....Florida Atlantic, Def. Asst.
2020-22	.....Dallas Cowboys, DB

The Cowboys hired Al Harris to assist in coaching the defensive backs in 2020. Harris brings a wealth of knowledge to the Cowboys, spending

the last 11 years in coaching at both the collegiate and professional levels after finishing a 15-year NFL career as a prolific secondary player, earning two Pro Bowl nods and an All-Pro selection.

In 2022 Harris' unit improved from 20th in 2021 to eighth in the NFL in pass defense, limiting opposing offenses to 200.9 passing yards-per-game. Harris' top corner - Trevon Diggs - led the team with 14 pass



breakups and tied for second on the team with three interceptions. Diggs was selected to his second straight Pro Bowl to become the first Cowboys cornerback since Deion Sanders (1996-99) to make it in consecutive years. Additionally, Harris helped Donovan Wilson have a breakout season, as the fourth-year safety led the defense with a career-high 108 tackles. Harris also guided rookie cornerback DaRon Bland to step in as a starter after Anthony Brown suffered a season-ending Achilles injury in Week 13. Bland's five interceptions led the defense in 2022, tied for second among all NFL rookies and were the most by a Cowboys rookie since 2002.

Under Harris' watch, second-year cornerback Diggs experienced a meteoric rise during the 2021 season, becoming one of the best players at his position as he led the NFL with a franchise-high tying 11 interceptions. Overall, Diggs became the third Dallas Cowboy - fifth time - to lead the league in interceptions, and the first since Everson Walls in 1985 (nine). Diggs was selected to his first Pro Bowl and earned first team All-Pro honors. Diggs also led the team with 21 pass breakups and was seventh on the defense with 56 tackles. Free agent safety pickup Jayron Kearse paced the defense with a career-high 92 tackles during his first season with the team, while cornerback Anthony Brown set single-season career-bests in tackles (79 - tied for fourth on the team), pass breakups (17 - second) and interceptions (three - tied for second). In total, Harris' unit contributed to a defense that led the league in takeaways (34) and interceptions (26).

Harris oversaw the development of two rising young talents in the Dallas secondary in 2020, with rookie cornerback Diggs and second-year safety Wilson taking major steps as contributors for the back-end of the Cowboys defense. Diggs led all Cowboys defenders in interceptions (three) and pass breakups (14) as a rookie for the first time in Cowboys history (Cowboys did not track breakups before 1984). Despite being the seventh cornerback selected in the 2020 NFL Draft, Diggs tallied as many interceptions in his first year as the seven players drafted before him combined. Wilson emerged as a versatile weapon in the secondary, finishing the year with 67 tackles, two interceptions, three forced fumbles and 3.5 sacks. His 3.5 sacks were tied for fourth by a Cowboys defensive back in a season in team history.

Harris spent the 2019 season as a defensive assistant on Lane Kiffin's staff at Florida Atlantic University, helping guide the Owls to a program record-tying 11 wins and a bowl game win over SMU.

Harris was with the Kansas City Chiefs from 2013-18 as the secondary coach, overseeing a group that finished in the top-10 in interceptions in all but one of his six seasons with the team, including a first place finish in 2016 (19 interceptions) and two top-three finishes (2013 and 2015). He oversaw Pro Bowl performances from Eric Berry (2013, 2015-16), Brandon Flowers (2013) and Marcus Peters (2015-16), who led the NFL in interceptions (19) during his three seasons with the Chiefs. Harris went to the playoffs in five of his six seasons with Kansas City, including an AFC Championship appearance in 2018.

Prior to joining the Chiefs in 2013, Harris started his coaching career in 2012 as a coaching intern with the Miami Dolphins under Head Coach Joe Philbin.

Originally drafted by the Tampa Bay Buccaneers in the sixth round (169th overall) of the 1997 NFL Draft, Harris played 194 games with 128 starts with the Philadelphia Eagles, Green Bay Packers, Miami Dolphins and St. Louis Rams. He finished his 15-year NFL career with 469 tackles, 21 interceptions, 148 passes defended and 4.0 sacks. Harris started his career on the Tampa Bay practice squad in 1997 before signing with Philadelphia in 1998, appearing as the team's nickel cornerback for five years and played in two NFC Championship games (2001 and 2002). He then spent seven seasons with the Packers (2003-09), including just over four under Head Coach Mike McCarthy, and he earned Pro Bowl selections in 2007 and 2008. Harris finished his playing career with one season each in Miami (2010) and with the St. Louis Rams (2011).

Harris was a two-year starter for Texas A&M-Kingsville from 1995-96 and was a first-team All-Lone Star Conference selection in 1996. His first two seasons of collegiate football were played at Trinity Valley Community College in Athens, Texas, where he was a member of a National Championship team.

Harris and his wife, Shyla, have a daughter, Lyla, and three sons, Al Jr., Gavin and Gage.

**Al Harris** – Born Dec. 7, 1974, Pompano Beach, Fla. Cornerback Trinity Valley CC 1993-94, Texas A&M-Kingsville 1995-96. Pro: Cornerback Tampa Bay Buccaneers 1997, Philadelphia Eagles 1998-2002, Green Bay Packers 2003-09, Miami Dolphins 2010, St. Louis Rams 2011. College Coach: Florida Atlantic 2019. Pro Coach: Kansas City Chiefs 2013-18, Dallas Cowboys 2020-22.

## CHASE HASLETT

### Assistant Tight Ends

Indiana (PA)  
NFL: 4th Year • Cowboys: 4th Year

#### HASLETT'S COACHING HISTORY

2016-17 .....Nebraska, GA/QB  
2018-19 .....Mississippi State, GA/QC  
2019 .....Mercer, TE  
2020-22 .....Dallas Cowboys, Off. QC

Chase Haslett enters his fourth season on the Dallas Cowboys coaching staff and was named the assistant tight ends coach for 2023 after serving as an offensive quality control coach his first three years.

The Dallas offense received an injection of youth at the tight end position in 2022 with the selection of fourth rounder Jake Ferguson and undrafted free agent Peyton Hendershot providing a spark behind the steady and reliable Dalton Schultz. Schultz topped 50 catches for the third straight year, hauling in 57 passes for 577 yards and five touchdowns and served as a safety valve for the quarterbacks. Behind him, Ferguson - 19 receptions for 174 yards and two touchdowns - and Hendershot - 11

receptions for 103 yards and two scores - combined to become the third rookie tight end duo in NFL history to record multiple receiving touchdowns in their first seasons.

The offense grew to new heights in 2021, leading the NFL in scoring (31.2) and yards (407.0). Haslett worked closely with the tight ends, helping Dalton Schultz to the best season of his career with 78 receptions, 808 yards and eight touchdowns.

In 2020 Haslett assisted an offense that ranked in the top-10 of most primary statistical categories. In the first five games of 2020, Haslett helped quarterback Dak Prescott lead the NFL in passing yards-per-game (371.2). Despite losing Prescott to injury and playing four different quarterbacks, the Cowboys offense ranked seventh in the NFL in receiving yards, eighth in passing yards and ninth in scrimmage yards.

Prior to Dallas, Haslett spent four years in the college ranks. Having grown up around coaching under the watchful eye of his father and longtime NFL coach, Jim Haslett, Chase earned his first foray into the NFL coaching ranks after cutting his teeth across the offensive side of the ball at Nebraska (graduate assistant/quarterbacks) in 2016-17, Mississippi State (quality control/offense) in 2018 and Mercer College (tight ends) in 2019.

A former collegiate quarterback at Illinois and Indiana University of Pennsylvania (IUP), Haslett earned his bachelor of science in recreation, sport and tourism from the University of Illinois in 2014 and his master of science in sport science from IUP in 2015.

Haslett and his wife, Paige, were married in July 2019 and have a son Caden.

**Chase Haslett** – Born Aug. 13, 1992, Sacramento, Calif. Quarterback Illinois 2011-13, Indiana (PA) 2014-15. Pro: No pro playing experience. College Coach: Nebraska 2016-17, Mississippi State 2018, Mercer 2019. Pro coach: Dallas Cowboys 2020-22.

## CANNON MATTHEWS

### Asst. Defensive Backs

Ohio University

NFL: 15th Year • Cowboys: 4th Year



Cannon Matthews joined Mike McCarthy's inaugural staff in Dallas as the defensive quality control coach after spending the previous three seasons in the same capacity with Washington and 11 total years of NFL experience.

#### MATTHEWS' COACHING HISTORY

2008-09	.....Buffalo Bills, Def/ST Asst
2010-11	.....Buffalo Bills, Offensive Asst
2012	.....Kentucky Christian, RB
2013	.....Cleveland Browns, Def. Intern
2014-15	.....Tennessee Titans, QC/Defense
2016	.....Cleveland Browns, Asst. DB
2017-19	.....Washington, QC/Def
2020-22	.....Dallas Cowboys, Def. QC.

In 2023 Matthews was promoted as the team's assistant defensive backs coach, and he will work with defensive backs coach Al Harris.

In his first three seasons in Dallas (2020-22), Matthews assisted the defensive staff in the preparation of the game plan, developing the play-book and breaking down opponent film. On the field, Matthews helped with the secondary and coordinated the opponent scout team.

He continued his on-field role with defensive backs, and highlighted at the position was Trevon Diggs as he became the first Cowboys cornerback since Deion Sanders (1996-99) to be named to the Pro Bowl in consecutive years (2021-22).

Matthews was named Washington's defensive quality control coach on February 13, 2017 after serving one year as the assistant defensive backs coach for the Cleveland Browns in 2016.

In Cleveland, Matthews helped guide a unit that recorded all 10 of the team's interceptions that season. The stint was his second with the Browns, including a defensive coaching internship during the 2013 season in which Cleveland jumped from 23rd to ninth in the NFL in total defense.

From 2014-15, Matthews held the defensive quality control role for the Tennessee Titans, assisting with the team's linebackers. In his first season with the Titans in 2014, the team recorded at least one sack by 18 different players, a team record and the most in the NFL. One year later, the Titans finished sixth in the NFL in sacks-per-pass play, seventh in passing yards allowed and eighth in opponent rushing average.

Matthews spent one season as the running backs coach at Kentucky Christian University in 2012, helping the Knights to a 7-4 record and top-25 ranking during the first winning season in school history.

Prior to his time at the collegiate level, Matthews spent one year in Cleveland as an intern in the personnel department (2007) and four years with the Buffalo Bills. He served as a defensive and special teams coaching assistant from 2008-09 before transitioning to the offensive side of the ball for the 2010-11 seasons. He spent one season as a personnel intern with the Arena Football League's Arizona Rattlers in 2008.

A native of Bedford Heights, Ohio, Matthews earned a degree in sport management from Ohio University.

**Cannon Matthews** – Born June 21, 1985, Bedford Heights, Ohio. College coach: Kentucky Christian 2012. Pro coach: Buffalo Bills 2008-11, Tennessee Titans 2014-15, Cleveland Browns 2016, Washington Commanders 2017-19, Dallas Cowboys 2020-22.

# SCOTT McCURLEY

## Linebackers

Pittsburgh  
NFL: 14th Year • Cowboys: 4th Year



### MCCURLEY'S COACHING HISTORY

2003-05	.....Pittsburgh, GA/Defense
2006-08	.....Green Bay Packers, Coach Adm.
2009-13	.....Green Bay Packers, QC/Def.
2014-17	.....Green Bay Packers, Asst. LB
2018	.....Green Bay Packers, Def. Asst
2020-22	.....Dallas Cowboys, LB

Scott McCurley enters 2023 as the Dallas Cowboys linebackers coach for the fourth straight season.

McCurley previously spent 13 seasons with the Green Bay Packers as a defensive assistant (2018), assistant linebackers coach (2014-17), defensive quality control (2009-13) and in coaching administration (2006-08). He spent the 2019 season out of football.

In 2022 McCurley worked with Leighton Vander Esch and veteran free agent addition Anthony Barr to help solidify the second level of a Cowboys defense that ranked third in rushing scores allowed (nine) and ninth in opponent negative rushing play percentage (9.8%). Vander Esch had a resurgent season for Dallas, starting all 14 games played and finished second on the defense with 100 tackles while working alongside his battery-mate Barr, who added 61 tackles for the defense. Rookie Damone Clark, who missed the first seven games due to an injury suffered in college, saw more action on defense than anticipated, but responded well to add 50 tackles and two forced fumbles.

McCurley's second season with the Cowboys linebackers was highlighted by 2021 first round selection Micah Parsons out of Penn State. The rookie linebacker provided immediate production from Week 1 and went on to boast one of the best years by a rookie in NFL history. He racked up a franchise rookie record 13.0 sacks - tied for the third-most by a rookie in NFL history - and became the first player in team history to be named NFL Defensive Rookie of the Year. Other linebackers Leighton Vander Esch (86 tackles) and Keanu Neal (79) were second and tied for third on the team, respectively, in tackles.

In his first year with Dallas as the linebackers coach (2020), McCurley helped Jaylon Smith finish with a team-high 160 tackles, which ranked second in the NFL. McCurley also assisted with a defensive unit that forced 23 takeaways, seventh in the NFL.

As a defensive assistant in 2018, the Packers unit produced 44.0 sacks to tie for eighth in the NFL. Additionally, Blake Martinez produced his second consecutive 100-tackle season with a team-high 147 stops - the first Packer to lead the team in tackles in consecutive seasons since A.J. Hawk (2012-13).

As Green Bay's assistant linebackers coach (2014-17), McCurley worked with Associate Head Coach/Linebackers Winston Moss to oversee the preparation of all linebackers with an emphasis on the inside linebackers. In 2017 second-year linebacker Martinez led the team with 158 tackles - eighth in team history - and 12 tackles for a loss. In 2015 McCurley helped Moss utilize the versatility of Clay Matthews in a switch to middle linebacker, as he started all 16 games for the first time in his career and made his sixth Pro Bowl with a career-high 85 tackles along with 6.5 sacks.

During his time as quality control coach, McCurley spent different seasons assisting with various positions throughout the defense.

McCurley broke into the NFL as a coaching admin with the Packers from 2006-08.

Before coming to Green Bay, McCurley enjoyed a lengthy playing and coaching career at the University of Pittsburgh. Initially a walk-on athlete who redshirted his first year, he earned a scholarship after his freshman season, lettered all four years at linebacker (1999-2002) and earned a spot on the 1999 Big East All-Academic team. Following graduation in 2003 with a bachelor's degree in movement science with a coaching minor, McCurley remained with the program as a defensive graduate assistant, where the 2004 team he coached won the Big East championship and a spot in the Fiesta Bowl.

Born in New Castle, Pa., McCurley attended Mohawk High School in Bessemer, Pa., where he earned all-conference honors his junior and senior years, playing linebacker and offensive line.

McCurley and his wife, Colleen, have two sons, Quentin and Deacon.

**Scott McCurley** – Born August 1, 1980, New Castle, Pa. College: Linebacker Pittsburgh 1999-02. Pro: No pro playing experience. College coach: Pittsburgh 2003-05. Pro coach: Green Bay Packers 2009-18, Dallas Cowboys 2020-22.

# HAROLD NASH JR.

## Strength and Conditioning Coordinator

Louisiana  
NFL: 19th Year • Cowboys: 4th Year



Harold Nash enters his third season as the Dallas Cowboys strength and conditioning coordinator, fourth overall with the team, and heads up the only all-Black strength and conditioning staff in the NFL.

### NASH'S COACHING HISTORY

2005-10	.....New England Patriots, Asst. S&C
2011-15	.....New England Patriots, Head S&C
2016-18	.....Detroit Lions, Head S&C
2019	.....Detroit Lions, Performance Coord
2020	.....Dallas Cowboys, Asst. S&C
2021-22	.....Dallas Cowboys, S&C Coord.

Nash was elevated to the lead role on the strength staff prior to the 2021 season after spending the 2020 season with the team as an assistant strength coach. In Nash's first year with the team, he was forced to navigate a devastating tragedy when head strength and conditioning coach Markus Paul passed away mid-season. Nash was thrust into a leadership role to replace the 2020 season, and he was hired in that position full-time going forward after demonstrating tremendous poise, cohesion and leadership.

In 2022 the Cowboys suffered several injuries in training camp, including a hamstring injury to eight-time Pro Bowl offensive tackle Tyrion Smith. Nash helped Smith return to play in Week 15 at Jacksonville.

In 2021 Nash was tasked with preparing a number of starters who missed upwards of 100 combined games due to injury in 2020, including Dak Prescott, who suffered a gruesome ankle injury in Week 5 of the 2020 season. Nash was instrumental in helping Prescott return to form in 2021, as the Dallas signal caller threw a franchise record 37 touchdown passes.

Nash joined Dallas after two previous stints in the NFL with the Detroit Lions and the New England Patriots.

In 2019 Nash served as the football performance coordinator for Detroit after working as the Lions head strength & conditioning coach his first three seasons with the team (2016-18). Nash coordinated the Lions performance program, including a comprehensive on and off-field workout plan which helped revamp the team's approach to player health and fitness to help maximize player performance and body recovery.

Prior to joining the Lions in 2016, he spent 11 seasons (2005-15) working with the New England Patriots, where he began as the team's assistant strength and conditioning coach (2005-10) before being promoted to head strength and conditioning coach in 2011. While with New England, Nash implemented the Patriots year-round conditioning program and also served as the team's player development director from 2005-10.

A former defensive back, Nash enjoyed an 11-year career in the Canadian Football League (1994-2004), including stints with the Shreveport Pirates (1994-95), Montreal Alouettes (1996-99), Winnipeg Blue Bombers (1999-2003) and Edmonton Eskimos (2004). He earned CFL All-Star recognition in 1997, 2000 and 2001.

Nash attended the University of Southwestern Louisiana (now Louisiana) and joined the football team as a walk-on, where he played defensive back for four seasons. Following his collegiate career, he signed with the New York Giants as an undrafted free agent and was a member of the team's training camp in 1993. He graduated from Southwestern Louisiana with a Bachelor of Science in Humanities.

A native of New Orleans, La., Nash and his wife, Dwan, have a son, Harold Nash III, who plays at Memphis.

**Harold Nash Jr.** – Born May 5, 1970, New Orleans, La. Defensive Back Louisiana 1989-92. Pro: Defensive Back New York Giants 1993, Shreveport Pirates (CFL) 1994-95, Montreal Alouettes (CFL) 1996-99, Winnipeg Blue Bombers (CFL) 1999-03, Edmonton Eskimos (CFL) 2004. Pro coach: New England Patriots 2005-15, Detroit Lions 2016-19, Dallas Cowboys 2020-22.

# PETE OHNEGIAN

(OH-nee-ghee-in)

## Quality Control/Defensive Assistant

Lafayette (PA)  
NFL: 1st Year • Cowboys: 1st Year



### OHNEGIAN'S COACHING HISTORY

1994	.....Lafayette (PA), Defensive Line
2016	.....Army, S&C intern
2018	.....William Patterson (NJ), S&C Coord.

Pete Ohnegian joined the Dallas Cowboys in 2023 as a defensive quality control coach after spending most

of his life around football, including coaching at the high school and collegiate levels following an Arena Football League playing career.

Ohnegian will spend his first season in Dallas helping the linebackers and his responsibilities will include self-scout tendencies, film breakdowns and oversight

of the elite performance program tracking the development for defensive players.

Ohnegian previously served as the strength and conditioning coordinator at William Patterson (N.J.) in 2018, following an internship with Army football with their strength and conditioning staff in 2016.

In 2003 Ohnegian founded a professional performance center, Good Energy Training, in his home state of New Jersey, which he ran until 2020. In addition to general fitness and performance training, Ohnegian was a resource for improving sport specific skills including combine training, defensive line play and long snapping, including former and current NFL players.

Ohnegian's coaching career began at his alma mater, Lafayette College, where he was the defensive line coach and Director of Strength and Conditioning for the 1994 season. He was part of the 1994 Lafayette team that won the Patriot League title.

Ohnegian played five seasons (1994-00) in the Arena Football League, the XFL in 2001 and spent a portion of the 1997 training camp with the Cowboys as a center/guard and long snapper.

After playing in the AFL, Ohnegian spent time acting in commercials and movies such as "The Replacements" and "Any Given Sunday", where he played center for the offense in both football-themed films.

Ohnegian was a four-year letter winner and captain (1993 season) as a defensive end at Lafayette, where he helped the Leopards win the Patriot League title in 1992. Ohnegian capped his career for the Leopards with 149 total tackles (87 solo), plus 11 tackles for loss and 18.0 sacks.

Ohnegian and his wife, Katie, have a daughter, Allison, and three sons, John, Andrew and Michael.

**Pete Ohnegian** – Born April 9, 1971, Englewood, NJ. College Coach: Lafayette 1994-95, Army 2016, William Patterson (NJ) 2018. Pro Coach: Joined the Dallas Cowboys in 2023.

# ROBERT PRINCE

## Wide Receivers

Humboldt State  
NFL: 16th Year • Cowboys: 2nd Year



**PRINCE'S COACHING HISTORY**

1989-90	.....Humboldt State, GA
1991	.....Montana State, GA
1992-93	.....Sacramento State, WR
1994-95	.....Fort Lewis State, Off. Coord/QB
1996-97	.....Japanese X League, Off. Coord/QB
1998	.....Portland State, WR
1999-2000	.....Portland State, Off. Coord/QB
2001-02	.....Boise State, WR
2003	.....Boise State, Pass Game Coord.
2004-05	.....Atlanta Falcons, Off. Asst./RB/TE
2006	.....Atlanta Falcons, Asst. QB
2007-08	.....Jacksonville Jaguars, Asst. WR
2009	.....Seattle Seahawks, WR
2010	.....Colorado, Pass Game Coord/WR
2011	.....Boise State, WR
2012-13	.....Boise State, OC
2014-20	.....Detroit Lions, WR
2021	.....Houston Texans, WR
2022	.....Dallas Cowboys, WR

The Dallas Cowboys hired Robert Prince to coach a talented wide receivers room in 2022.

In his first season leading the Cowboys wideouts, Prince was tasked with transitioning CeeDee Lamb into the No. 1 wide receiver role. Lamb did not disappoint as the team's top threat, leading the team with 107 receptions (tied for fifth in the NFL), 1,359 yards (sixth) and nine touchdowns

(tied for sixth) - all career-highs - as he earned his second straight trip to the Pro Bowl and a second-team All-Pro nod. Additionally, Prince's tutelage saw Noah Brown post career numbers in catches (43 - third on the team) and yards (555 - third).

Prince has 33 years of coaching experience, including 15 years in the NFL, and helped 11 of his receivers reach the Pro Bowl. Prince has an additional 17 years of experience at the collegiate level.

In his lone season with the Texans, Prince helped Brandin Cooks record a career-high 90 catches for 1,037 yards and six touchdowns. Cooks also became the third player in Texans history with back-to-back 1,000-yard seasons.

Prior to Houston, Prince spent seven seasons with the Detroit Lions (2014-20) as the wide receivers coach. In Prince's seven years with Detroit, Lions

receivers ranked fourth in the NFL in receiving yards (19,749) and seventh in both receptions (1,484) and receiving touchdowns (123).

While with Detroit, Prince helped Kenny Golladay record his second 1,000-yard receiving season in 2019, the first player in team history with two 1,000-yard seasons in his first three years. Prince also worked with Hall of Fame wide receiver Calvin Johnson from 2014-15, with Johnson earning Pro Bowl nods in both years. In 2014 Johnson and Golden Tate both surpassed 1,000 receiving yards, becoming the sixth duo in Lions history to reach 1,000 yards in the same season.

Before landing in Detroit, Prince was a key factor in crafting one of college football's most potent offensive attacks at Boise State. As the Boise State offensive coordinator in 2012, Prince's offense powered the team to an 11-2 record, and five of his offensive players were named All-Mountain West. Before taking on offensive coordinator duties, Prince served as the wide receivers coach for Boise State in 2011.

For the 2007-08 seasons, Prince worked as the assistant wide receivers coach at Jacksonville, and then joined the Seattle Seahawks in 2009 as the wide receivers coach.

Prince made his NFL coaching debut in Atlanta as an offensive assistant (2004-05) before becoming the assistant quarterbacks coach in 2006. Working with running backs and tight ends his first two seasons with the Falcons, Prince helped Atlanta lead the NFL in rushing in from 2004-05. As the assistant quarterbacks coach, Prince worked with quarterback Michael Vick, who threw for 2,474 yards and rushed for 1,039 yards.

Before his first stop at Boise State (2001-03), Prince was the wide receivers coach at Portland State in 1998 and was later promoted to offensive coordinator/quarterbacks coach in 1999 and 2000. His previous coaching stints include the Japanese X-League

(1996-97), Fort Lewis College (1994-95) and Sacramento State (1992-93).

Prince, who is one-of-14 minority coaches on the Dallas coaching staff, served in three different minority training camp internships with the San Francisco 49ers (2000, 2002) and the San Diego Chargers (2001).

Prince graduated from Humboldt State in 1990 and served as a graduate assistant in his last two years of school. Prince went on to earn his master's degree from the university in 1992.

Prince was born in Okinawa, Japan. He and his wife, Susan, reside in Dallas with their son, Tyson, and daughters, Hayden and Jasmin.

**Robert Prince** – Born May 8, 1965, Okinawa, Japan. Wide Receiver San Bernardino Valley College 1983-84, Humboldt State 1985-86. Pro: No pro playing experience. College coach: Humboldt State 1989-90, Montana State 1991, Sacramento State 1992-93, Fort Lewis State 1994-95, Portland State 1998-2000, Boise State 2001-03, 2011-13, Colorado 2010. Pro Coach: Atlanta Falcons 2004-06, Jacksonville Jaguars 2007-08, Seattle Seahawks 2009, Detroit Lions 2014-20, Houston Texans 2021. Dallas Cowboys 2022.

# DAN QUINN

## Defensive Coordinator

Salisbury State  
NFL: 21st Year • Cowboys: 3rd Year



The Dallas Cowboys named Dan Quinn defensive coordinator on Jan. 12, 2021 after Quinn spent the previous five-plus seasons as the Atlanta Falcons head

QUINN'S COACHING HISTORY	
1994.....	William & Mary, DL
1995.....	Virginia Military Institute, DL
1996-99.....	Hofstra, DL
2000.....	Hofstra, DC
2001-02.....	San Francisco 49ers, Def. QC
2003-04.....	San Francisco 49ers, DL
2005-06.....	Miami Dolphins, DL
2007-08.....	New York Jets, DL
2009-10.....	Seattle Seahawks, DL
2011-12.....	Florida, DC/DL
2013-14.....	Seattle Seahawks, DC
2015-20.....	Atlanta Falcons, HC
2021-22.....	Dallas Cowboys, DC

coach. Quinn has 20 years of NFL coaching experience, and in total, Quinn has coached professionally and collegiately for 29 years, spending seven as a defensive coordinator.

Quinn returned to Dallas for a second season in 2022, and his encore season

at the helm of the Dallas defense did not disappoint. The Cowboys led the league in takeaways (33) for the second consecutive season - joining the 1972-74 Pittsburgh Steelers as the only teams since the NFL merger to lead the league in takeaways in consecutive years - and ranked fifth in points-per-game allowed (20.1). Dallas was also sixth in fewest touchdowns allowed (35), fourth in negative plays forced (115), second in opponent touchdown efficiency (16.2%), third in sacks (54) and first in quarterback pressures (271), per PFF. Quinn again coaxed the most out of the versatile and volatile Micah Parsons, who led the team in sacks (13.5) for the second straight year and became one-of-three players since 1982 with 13.0-plus sacks in both of their first two seasons, joining Reggie White and Aldon Smith. Leighton Vander Esch had a resurgent year under Quinn, reaching 100 tackles for the second time in his career, and safety Donovan Wilson led the team in tackles with a career-best 108 takeaways while also recording 5.0 sacks to lead all NFL defensive backs in 2022 and tie the most single-season sacks by a Cowboys defensive back since 1982 (Bill Bates, 5.0 in 1984). Trevon Diggs grew into a complete cover corner as a third-year player, often shadowing the opponent's best receiver while recording three interceptions, 14

pass breakups and registering a forced incompletion percentage of 12.1%, per PFF, which ranked 10th in the league by a corner on the year. Under Quinn's guidance, DeMarcus Lawrence (third career), Parsons (second) and Diggs (second) all made the Pro Bowl.

Quinn's first season in Dallas marked his second stop as an NFL defensive coordinator after an extremely successful stint as the defensive coordinator in Seattle (2013-14). He inherited a Dallas defense that ranked 28th in points-per-game in 2020 and was charged with the unit's turnaround in 2021. Quinn helped Dallas improve in essentially every major defensive statistical category in 2021, becoming one of the most dynamic units in the NFL. The transformation came all while the Cowboys were forced to use 34 different players defensively due to various injuries and COVID-19 replacements throughout the year.

The defense never wavered in its confidence and performance, forcing a league-high 34 takeaways and scoring a league-best and franchise-record six defensive touchdowns in 2021, while also finishing second in the NFL in third down defense (34.1%) and opponent three-and-out drives (43) and ranking seventh in opponent points-per-game (21.1). The takeaways were particularly important for Dallas, as it tallied the most scoring drives off takeaways in the league (23) and was 11-2 when recording an even or positive turnover margin.

Quinn's pièce de résistance came in rookie All-Pro linebacker Parsons, whose unique skill set provided Quinn an opportunity to get creative with the defensive packages, which led to a franchise-rookie record 13.0 sacks and AP Defensive Rookie of the Year honors for Parsons and AP Assistant Coach of the Year honors for Quinn.

Quinn was named head coach of the Atlanta Falcons in February 2015, and in just over five years at the helm, finished with a 43-42 regular season record with two postseason appearances. Quinn led the club to an NFC title and its second ever Super Bowl appearance in 2016. In his time as head coach, Quinn's defenses ranked sixth in the NFL with 105 takeaways.

Quinn earned a head coaching opportunity after establishing himself as one of the top defensive coordinators in the NFL. His leadership of the Seattle Seahawks defense (2013-14) helped guide the club to consecutive Super Bowl appearances. Over those two seasons, Seattle led the league with the fewest yards allowed (270.4), points allowed (15.2) and passing yards allowed (178.8), all while holding opposing offenses to just 91.6 rushing yards-per-game. Through those two seasons, Richard Sherman led the NFL with 12 picks, and the Seahawks paced the league with 28 interceptions. In that two-year span, Quinn's defense totaled 63 total takeaways to also lead the league. Quinn had four of his defensive players earn seven Pro Bowl selections - Sherman (two), Kam Chancellor (two), Earl Thomas (two) and Bobby Wagner (one).

Quinn originally joined Seattle in 2009 as the assistant head coach/defensive line coach under Jim Mora after spending the previous six years coaching the defensive lines for the San Francisco 49ers (2003-04), Miami Dolphins (2005-06) and New York Jets (2007-08).

Between his stints with the Seahawks, Quinn served as the defensive coordinator at the University of Florida (2011-12), guiding the defense to a top-10

finish in 2011 - eighth in total defense (299.5) and seventh in passing defense (166.8).

While with the Jets (2007-08), Quinn coached the defensive line, helping the defense rank fifth in yards-per-carry (3.7), seventh in sacks (41.0) and ninth in rushing yards-per-game (94.9) in 2008.

Quinn made his NFL coaching debut in San Francisco as a defensive assistant in 2001 before moving on to coach the 49ers defensive line (2003-04).

Quinn got his start coaching the defensive line at William & Mary (1994), then spent one season at Virginia Military Institute (1995), followed by four years as defensive line coach at Hofstra (1996-99) before being promoted to defensive coordinator in 2000.


Quinn was a four-year letter winner and two-time co-captain (1992-93) defensive lineman at Salisbury State (Division III in Salisbury, Md.). Quinn also lettered in track and field and held the school record in the hammer throw. He was inducted into the Salisbury State Athletic Hall of Fame in 2005.

Quinn, originally from Morristown, N.J., and his wife, Stacey, started Quinn's Corps in 2004, which helps serve members of the military both at home and abroad.

**Dan Quinn** – Born Sept. 11, 1970, Morristown, N.J. Defensive Line Salisbury State (Md.) 1990-93. Pro: No pro playing experience. College coach: William & Mary 1994, Virginia Military Institute 1995, Hofstra 1996-2000, Florida 2011-12. Pro coach: San Francisco 49ers 2001-04, Miami Dolphins 2005-06, New York Jets 2007-08, Seattle Seahawks 2009-10, 2013-14, Atlanta Falcons 2015-20, Dallas Cowboys 2021-22.

**JUSTIN RUDD**  
Coaching Operations Manager/  
Football Analytics

Massachusetts  
NFL: 5th Year • Cowboys: 4th Year



Justin Rudd joined the Dallas Cowboys in 2020 and was named Coaching Operations Manager/Football Analytics prior to the 2023 season. In his role, Rudd works directly with the head coach helping to organize the day-to-day operations of the coaching staff. His responsibilities include coordinating the football calendar for the offseason program, minicamp, training camp and the daily practice and meeting schedules. Rudd also assists in providing analysis and reporting of practice and game film.

Prior to arriving in Dallas, Rudd had two stints with DVSPORT, Inc. (2006-11 and 2012-19), first serving as operations/senior account manager then as vice president of sales & marketing. Rudd held a hybrid role at DVSPORT, not only managing sales but working closely with coaching staffs and administrators across the NFL, CFL and NCAA in building reports, data, analytics and technology projects to bridge the gap between analytics and coaching.

Rudd spent 2011-12 as the key accounts manager for sports for Digitiz, Inc, an emerging audio/video sys-

tems design and integration company. Throughout that year Rudd led custom technology upgrades for teams across the NFL and NCAA.

Rudd spent four years (2003-06) at Rutgers working as a video coordinator/network administrator under Greg Schiano where he supervised, developed and trained a 13-person team, overseeing video operations for the Rutgers University football program.

In 2002 Rudd worked as a quality control coach and video assistant at the University of Pittsburgh.

After graduating from UMass in 2001, Rudd spent time as a quality control coach/video assistant with the Carolina Panthers and the Scottish Claymores of NFL Europe. With the Claymores, Rudd worked with former Cowboys Defensive Line Coach Jim Tomsula.

Rudd graduated with a bachelor's degree in sport management and minors in political science and Italian. In his time at UMass, Rudd worked closely with the school's football program and within the sports broadcasting department. Rudd and his wife, Amanda, have a daughter, Laurel, and a son, Joseph.

# BRIAN SCHOTTENHEIMER

Offensive Coordinator

Florida

NFL: 23rd Year • Cowboys: 1st Year



**SCHOTTENHEIMER'S COACHING HISTORY**

1997	.....St. Louis Rams, Offensive Asst.
1998	.....Kansas City Chiefs, Offensive Asst.
1999	.....Syracuse, WR
2000	.....Southern California, Tight Ends
2001	.....WashingtonCommanders, QB
2002-05	.....San Diego Chargers, QB
2006-11	.....N.Y. Jets, OC
2012-14	.....St. Louis Rams, OC
2015	.....Georgia, OC/QB
2016-17	.....Indianapolis Colts, QB
2018-20	.....Seattle Seahawks, OC
2021	.....Jacksonville Jaguars, Pass Game Coord.
2022	.....Dallas Cowboys, Consultant

Brian Schottenheimer was promoted as the team's offensive coordinator on February 4, 2023.

Schottenheimer, a veteran coach with 22 years of NFL coaching experience and 12 years as an offensive coordinator at the pro level, previously served

as a consultant for the Cowboys throughout the 2022 season, studying future opponents and assisting both the offensive and defensive units with game planning and self-scouting.

Before joining Dallas, Schottenheimer was the passing game coordinator for Jacksonville during the 2021 season, where he assisted with the Jaguars No. 1 overall selection, Trevor Lawrence, who finished his rookie season with a single-season team rookie record 3,641 passing yards.

Previously, Schottenheimer spent three seasons (2018-20) as the Seattle Seahawks offensive coordinator, where he helped lead the Seahawks to three consecutive postseason appearances. In 2020 the team set franchise records for points scored (459) and points-per-game (28.7), while Russell Wilson marked his career milestones in touchdowns (40) and completion percentage (68.8) en route to his seventh Pro Bowl.

Additionally, Schottenheimer served as the quarterbacks coach for the Indianapolis Colts from 2016-17, working with Pro Bowl passer Andrew Luck, who established a then single-season career-high in completion percentage (63.5) and finished the season ranked eighth in passing yards (4,240), fifth in passing touchdowns (31) and ninth in passer rating (96.4).

Schottenheimer served as the offensive coordinator/quarterbacks coach at Georgia in 2015 when the Bulldogs totaled 4,904 yards of offense.

Prior to his return to the collegiate ranks, Schottenheimer spent three seasons as the offensive coordinator for the St. Louis Rams (2012-14). The Rams tallied 38 touchdowns in 2013, which was then the most in a single season for the franchise since 2006 when they reached the endzone 39 times. Under Schottenheimer, Zac Stacy rushed for 973 yards - third-most rushing yards in franchise history by a rookie - while Jared Cook set the Rams single-season record for receiving yards by a tight end (671).

Schottenheimer spent six seasons with the New York Jets (2006-11), including assembling an offense that helped the Jets earn back-to-back appearances in the AFC Championship Game.

In four seasons with San Diego as the quarterbacks coach (2002-2005), Schottenheimer helped Drew Brees become the NFL Comeback Player of the Year and earn Pro Bowl honors for the first time in his career after throwing 27 touchdown passes and finishing third in the NFL in passer rating in 2004.

Prior to San Diego, Schottenheimer worked for his father, Marty, in Washington and Kansas City. He was an offensive assistant with the Chiefs in 1998 and was the quarterbacks coach during his lone season with Washington in 2001.

In between those two stops, Schottenheimer moved to the collegiate level, overseeing tight ends at Southern California in 2000 and wide receivers at Syracuse in 1999.

Schottenheimer got his start as an offensive assistant under Dick Vermeil with the St. Louis Rams in 1997.

As a player, Schottenheimer earned three letters as a quarterback at the University of Florida from 1994-96, where he played under Steve Spurrier and backed up Heisman Trophy winner Danny Wuerffel during the Gators 1996 National Championship season. His career began at the University of Kansas where he played one season in 1992 before transferring to Florida.

Schottenheimer and his wife, Gemmi, have a son, Sutton, and a daughter, Savannah.


**Brian Schottenheimer** – Born Oct. 16, 1973, Denver, Colo. Quarterback Florida 1994-96. No pro playing experience. College Coach: Syracuse 1999, Southern California 2000, Georgia 2015. Pro coach: St. Louis Rams 1997 and 2012-14, Kansas City Chiefs 1998, Washington 2001, San Diego Chargers 2002-05, New York Jets 2006-11, Indianapolis Colts 2016-17, Seattle Seahawks 2018-20, Jacksonville Jaguars 2021. Joined the Dallas Cowboys in 2023.



# ERIC SIMONELLI

## Quality Control/Analytics

Wesleyan  
NFL: 4th Year • Cowboys: 4th Year



Eric Simonelli joined the Dallas Cowboys in 2019 as a football research assistant, and in 2020, he was elevated to one of the club's quality control analysts.

### SIMONELLI'S COACHING HISTORY

- 2017.....Wesleyan, Student Asst./WR
- 2018.....Wesleyan, Student Asst./DL
- 2020-22.....Dallas Cowboys, QC/Analytics

After spending time with the offense in 2021, Simonelli's duties switched to the defensive side of the ball in 2022, where he assisted Defensive Line Coach Aden Durde in preparing the defensive line for upcoming opponents and tendencies. Simonelli helped the Cowboys defensive line establish itself as one of the top pass rushing units in the NFL, as Dallas' 54 sacks tied for third in the league and were the most by a Cowboys team since 2008 (59). Dallas also led the NFL with 271 quarterback pressures in 2022, according to *Pro Football Focus*.

In 2021 Simonelli spent time assisting the offense and was part of the operation that helped Dallas lead the NFL in both yards (407.0) and points (31.2). He worked

closely with the running backs, helping Ezekiel Elliott record his fourth 1,000-yard rushing season (1,002) and Tony Pollard set career-highs in rushing attempts (130), yards (1,609) and rushing average (5.5 avg.).

Simonelli's 2020 responsibilities included working with the special teams units and helping the special teams staff identify league, opponent and self-scout tendencies. He also assisted the head coach with game management decisions.

Before landing in Dallas, Simonelli was a student assistant coach while attending Wesleyan University.

Simonelli spent time working with the school's wide receivers (2017) and defensive line (2018) while also creating statistical reports to evaluate team efficiencies. He was also charged with working the school's football recruiting camps, scouting prospective student-athletes and updating the database used for recruit profiles.

Simonelli graduated from Wesleyan with a degree in economics and a minor in data analysis.

**Eric Simonelli** – Born March 17, 1997, Boston, MA. College Coach: Wesleyan 2017-18. Pro Coach: Dallas Cowboys 2020-22.

# CEDRIC SMITH

## Assistant Strength and Conditioning

Florida  
NFL: 23rd Year • Cowboys: 3rd Year



Cedric Smith enters his third season with the Dallas Cowboys as an assistant strength and conditioning coach after previously serving in the same capacity for the Denver Broncos for four seasons (2017-20).

### SMITH'S COACHING HISTORY

- 2001-06 .....Denver Broncos, Asst. S&C
- 2007-09 .....Kansas City Chiefs, Asst. S&C
- 2010-13 .....Houston Texans, Asst. S&C
- 2017-20 .....Denver, Asst. S&C
- 2021-22 .....Dallas Cowboys, Asst. S&C

Through his 22-year strength and conditioning career, Smith served as the head strength and conditioning coach at Kansas City (2007-09) and Houston (2010-13). During his time with the Texans, Smith was recognized as the NFL's 2012 Strength and Conditioning Coach of the Year by his league peers.

Smith's professional playing career as a running back began when Minnesota drafted him in the fifth

round (131st overall) of the 1990 NFL Draft. He went on to serve stints with Minnesota, New Orleans, Washington and Arizona in his six-year playing career. In 72 regular season games, including 14 starts, Smith recorded 100 yards and two touchdowns on 40 carries to go along with 20 receptions for 141 yards and two scores.

Smith was a three-year starter for the Florida Gators, where he was a primary blocker for Dallas Cowboys Hall of Fame running back Emmitt Smith. He received his degree in health sciences from Florida in 1990.

Smith graduated from Enterprise, Ala., High School and was inducted into the Wiregrass Sports Hall of Fame in 2018.

Smith and his wife, Teresa, have five children: Chandler, Canyon, Cole, Cameron and Cerraya.

**Cedric Smith** – Born May 27, 1968, Enterprise, Ala. Running back Florida 1986-1989. Pro: Running back Minnesota Vikings 1990, New Orleans Saints 1991, Washington Commanders 1994-95, Arizona Cardinals 1996-97. Pro coach: Denver Broncos 2001-06, 2017-20, Kansas City Chiefs 2007-09, Houston Texans 2010-13, Dallas Cowboys 2021-22.

# KENDALL SMITH

## Assistant Strength and Conditioning

Florida State  
NFL: 11th Year • Cowboys: 11th Year

### SMITH'S COACHING HISTORY

2013-22 .....Dallas Cowboys, Asst. S&C

tioning coach with the Dallas Cowboys. He will continue to work closely with the entire roster to ensure players are in peak physical condition.

Smith previously spent two seasons training athletes to prepare for the NFL Combine at the World Wide Sports Center in Orlando, Fla., under Tom Shaw. Prior

Kendall Smith enters his 11th season as an assistant strength and conditioning

to working with athletes, Smith himself trained at the facility for two years after a four-year career as a line-backer at Florida State (2007-10).

In his time at FSU, Smith played in all 53 games with starts in each of his final 27 games.

Smith came out of South Sumter High School in Bushnell, Fla., and was a PrepStar All-American and four-star prospect as the 45th-ranked player in the nation by Rivals.com.



**Kendall Smith** – Born December 3, 1987, Bushnell, Fla. Linebacker Florida State 2007-10. Pro: No pro playing experience. Pro coach: Dallas Cowboys 2013-22.

# MIKE SOLARI

## Offensive Line

San Diego State  
NFL: 34th Year • Cowboys: 3rd Year

### SOLARI'S COACHING HISTORY

1978.....Mira Costa Junior College, OL  
1979.....U.S. International, OL  
1980.....Boise State, OL  
1981-82 .....Cincinnati, OL  
1983-85 .....Kansas, OL  
1986.....Pittsburgh, Offensive Coord./OL  
1987-88 .....Dallas Cowboys, Asst. OL/ST  
1989.....Arizona Cardinals, OL  
1990-91 .....Alabama, OL  
1992-96 .....San Francisco 49ers, TE/Asst. OL  
1997-05 .....Kansas City Chiefs, OL  
2006-07 .....Kansas City Chiefs, OC  
2008-09 .....Seattle Seahawks, OL  
2010-14 .....San Francisco 49ers, OL  
2015.....Green Bay Packers, Asst. OL  
2016-17 .....New York Giants, OL  
2018-21 .....Seattle Seahawks, OL

21, building a cohesive unit that helped Seattle finish the 2020 season ranked in the top-10 in rushing yards-per-attempt (sixth - 4.8) and points-per-game (eighth - 28.7) while scoring the most points in a season in franchise history (459). He also guided a line that blocked for Chris Carson who tallied back-to-back 1,000-yard campaigns in 2018-19, boasted a second-team All-Pro player in tackle Duane Brown and helped Seattle lead the league in rushing in 2018 with 2,560 yards.

Previously, Solari spent 2016-17 as the offensive line coach for the N.Y. Giants. Injuries forced Solari to


use seven different starting offensive line combinations in 2016 but still only allowed 22 sacks - five fewer than the Giants surrendered in 2015 - and the third-lowest total in the NFL after Oakland (18) and Pittsburgh (21).

Solari was with the Green Bay Packers in 2015 as assistant offensive line coach, and from 2010-14, he coached the San Francisco 49ers offensive line. During that period, he helped the 49ers rank fifth in the NFL in rushing (132.1 yards-per-game) and sixth in yards-per-carry (4.47). During Solari's tenure with the 49ers, which included three consecutive NFC Championship Game appearances (2011-13) and a berth in Super Bowl XLVII, at least one of his linemen was selected to the Pro Bowl in four-of-five seasons. Tackle Joe Staley earned Pro Bowl recognition four times (2011-14), while guard Mike Iupati was voted to play in the game three times (2012-14).

In 2012 San Francisco was one-of-three teams to start the same five offensive linemen for every regular season game, and each of the five starters was selected to the Pro Bowl as either a participant or an alternate. For its efforts, Solari's line earned the Madden Most Valuable Protectors Award.

Prior to joining the 49ers, Solari coached the offensive line in his first stint with the Seahawks from 2008-09. Under Solari's direction, Pro Football Hall of Fame tackle Walter Jones was named to the 2008 Pro Bowl.

Solari was with the Kansas City Chiefs from 1997-2007, serving as the offensive line coach for his first nine seasons with the club (1997-2005) and as the of-



fensive coordinator for the final two years (2006-07). In Solari's nine seasons tutoring the offensive line, the Chiefs ranked first in the NFL over that span in rushing touchdowns (191), fourth in rushing yards (126.8 yards-per-game), third in scoring (25.0) fifth in total offense (356.1) and sixth in sacks allowed (278). At least one of Solari's linemen was named to the Pro Bowl in all nine of his seasons in Kansas City, including a trio of Pro Bowlers in 2004-05 in Pro Football Hall of Fame guard Will Shields, guard Brian Waters and Pro Football Hall of Fame tackle Willie Roaf. The Chiefs became the first club to accomplish that feat since Dallas had three linemen selected to the Pro Bowl each season from 1992-95.

Solari's first stop in San Francisco came from 1992-96, where he served as the 49ers tight ends and assistant offensive line coach and went to three consecutive NFC Championship games and defeated the San Diego Chargers in Super Bowl XXIX. He was pivotal in the development and maturation of tight end Brent Jones, who was named to the Pro Bowl in four consecutive seasons (1992-95) and earned second-team All-Pro recognition in 1993-94.

Solari coached on Gene Stallings' staff at the University of Alabama from 1990-91, working with the

offensive line and aiding the Crimson Tide to an 11-1 record and a No. 5 ranking in the final AP poll in 1991. Solari followed Stallings to Alabama from the Phoenix Cardinals, working as the offensive line coach in 1989 when he helped guide tackle Luis Sharpe to a Pro Bowl.

Solari cut his NFL coaching teeth with Dallas in 1987, serving as assistant offensive line/special teams coach for two seasons and helping the Cowboys finish seventh in yards-per-game (340.0) and eighth in kick return average (20.3) during those two years.

Solari's coaching career began in 1977 at Mission Bay, Calif., High School, followed by stints at Mira Costa Junior College (1978) and U.S. International (1979). He helped lead Boise State to the NCAA Division I-AA Championship in 1980 and also served as offensive line coach on the collegiate level at Cincinnati (1981-82), Kansas (1983-85) and Pittsburgh (1986) before entering the NFL.

As a player, Solari was a two-time letterman as an offensive lineman (1975-76) at San Diego State. Solari began his collegiate career at the College of San Mateo (1973-74).

Solari was born on Jan. 16, 1955 in Daly City, Calif. He and his wife, Patti, have three children, Tamara, Stephanie and Michael.

**Mike Solari** – Born Jan. 16, 1955, Dale City, Calif. College: Offensive Lineman San Diego State 1975-76. Pro: No pro playing experience. College coach: Mira Costa Junior College 1978, U.S. International 1979, Boise State 1980, Cincinnati 1981-82, Kansas 1983-85, Pittsburgh 1986, Alabama 1990-91. Pro coach: Arizona Cardinals 1989, Kansas City Chiefs 1997-07, Seattle Seahawks 2008-09 and 2018-21, San Francisco 49ers 2010-14, Green Bay Packers 2015, N.Y. Giants 2016-17, Dallas Cowboys 1987-88 and 2023.

## RAYNA STEWART (ruh-NAY)

### Assistant Special Teams

Northern Arizona  
NFL: 7th Year • Cowboys: 2nd Year

The Dallas Cowboys hired Rayna Stewart to assist John Fassel and the special teams units prior to the 2022 season.

#### STEWART'S COACHING HISTORY

2007-08	.....Northwestern, GA
2009-10	.....Tennessee Titans, Def QC
2018	.....Vanderbilt, Special Teams QC
2019-20	.....GB Packers, Special Teams QC
2021	.....GB Packers, Asst. Special Teams
2022	.....Dallas Cowboys, Asst. ST

as the assistant special teams coach (2021).

In 2022 Stewart assisted Brett Maher to a career season, making 29-of-32 field goals for a career-high 90.6 field goal percentage. Maher totaled nine 50-plus yard field goals in 2022, the most in a season in team history. He also racked up 137 kicking points, a single-season club record and tied for the third-most in the NFL in 2022. The unit also benefited from the addition of wide receiver/return specialist KaVontae Turpin, who finished the 2022 season fifth in punt return average (10.4) and was the only NFL player with a 50-yard kick return and 50-yard punt return. Turpin earned his first Pro Bowl selection and became the first player in Cowboys history to be named to the Pro Bowl as a return specialist. Bryan Anger also tied his career-best and franchise-record mark by averaging 48.4 yards-per-

punt in 2022, including the second-longest punt in team history with an 83-yarder.

While with Green Bay, Mason Crosby made 25-of-34 (73.5%) field goals in 2021 and converted 49-of-51 PATs, leading the team in scoring (124 points) for the 13th time in his career. Punter Corey Bojorquez averaged 46.5 yards-per-punt on 53 punts and had the longest punt in the NFL on the season - an 82-yard bomb that ranked as the second-longest punt in Packers history (Don Chandler, 90 yards in 1965). Green Bay finished 30th in kick return average (17.7) and 21st in punt return average (8.0) in 2021.

In 2020 Stewart worked with Crosby, who became the first Packer and just the sixth NFL player since 1932 to record a perfect field goal percentage in a season (min. one attempt-per-game) by connecting on all 16 of his field goal attempts. Crosby finished the season with an active streak of 18 consecutive field goals dating back to the 2019 season, the third-longest streak in franchise history.

In 2019 Stewart was part of a staff that saw Crosby connect on 22-of-24 field goal attempts (91.7%), matching Jan Stenerud's single-season franchise-record percentage set in 1981 (22-of-24). Crosby ranked fifth in the league in field goal percentage in 2019, the highest ranking by a Green Bay kicker since Ryan Longwell in 2003 (fourth). JK Scott posted 29 punts inside

the 20 on the year, which ranked ninth in the NFL and was the most by a Packer since Tim Masthay recorded 30 in 2012.

Stewart spent four seasons (2015-18) at Vanderbilt, first as director of player development (2015-17) and then as special teams quality control coach (2018). As director of player development, he served as a mentor for players and oversaw a number of programs that helped the student-athletes transition from high school to college, obtain summer internships, engage with the community and prepare for post-graduate life. In 2018 Stewart helped Parker Thome rank fourth in the SEC with an average of 44.9 yards-per-punt, tied for the fourth-highest punting average in school history.

Prior to joining the Commodores, Stewart worked for two years as a teacher and head football coach at Whites Creek, Tenn., High School. Stewart also served as a teacher and coach at Battle Ground Academy in nearby Franklin, Tenn., for two years before leading the Whites Creek staff.

From 2009-10, Stewart worked with the Tennessee Titans linebackers and defensive line as a defensive quality control coach. He helped defensive linemen Kyle Vanden Bosch and Jason Babin earn Pro Bowl honors in 2009 and 2010, respectively.

---

**Rayna Stewart** – Born June 18, 1973, Chatsworth, Calif. Cornerback Northern Arizona 1991-95. Pro: Safety Houston Oilers 1996-97, Miami Dolphins 1998, Jacksonville Jaguars 1999-00. College coach: Northwestern 2007-08, Vanderbilt 2015-18. Pro coach: Tennessee Titans 2009-10, Green Bay Packers 2019-21, Dallas Cowboys 2022.

---

Before coaching for the Titans, Stewart worked as a graduate assistant at Northwestern (2007-08), athletic director/head coach at Chicago, Ill., Hope Academy (2005-06), assistant coach at Centennial High School (2001-04) and training camp intern with the Indianapolis Colts (2004).

He played collegiately at Northern Arizona, where he was a two-time All-American cornerback and set the school record for passes defended in a season, posting 19 in both 1994 and 1995. He was selected in the fifth round (No. 143 overall) of the 1996 NFL Draft by the Houston Oilers and played in 71 career games as a defensive back for the Oilers (1996-97), Miami Dolphins (1998) and Jacksonville Jaguars (1999-2000). He finished his NFL career with 77 tackles, four fumble recoveries, two interceptions and a half sack.

A native of Chatsworth, Calif., Stewart earned a bachelor's degree in advertising from Northern Arizona and a master's degree in education administration from Tennessee State.

Stewart and his wife, Sonia, have four children: ShaRae, Tre, Mycah and Jady.

## DARIAN THOMPSON

### Quality Control/Asst. Linebackers

Boise State

NFL: 1st Year • Cowboys: 1st Year



After a six-year playing career in the NFL, including his last four seasons with Dallas, Darian Thompson joined the Cowboys coaching staff in 2023.

Thompson's familiarity with the current coaching staff runs deep, as he played two years (2020-21) under Head Coach Mike McCarthy and played meaningful roles on Dan Quinn's defense and John Fassel's special teams unit.

Thompson begins the second phase of his football career in coaching after playing safety for six seasons in the NFL - two with the N.Y. Giants (2016-17) and four with Dallas (2018-21). He was originally drafted in the third round (71st overall) by the N.Y. Giants out of Boise State. Thompson appeared in 18 games with 17 starts in his two seasons with the Giants.

After Dallas plucked him off the Cardinals practice squad in 2018, he was a key special teams contributor

for the Cowboys before earning the starting safety job in 2020, a position he held until Donovan Wilson took over in Week 8. Thompson finished 2020 with 51 tackles and an interception.

In five years at Boise State, including his redshirt season as a freshman, Thompson was a two-time All-Mountain West first-team selection (2014-15) who played in 51 games with 44 starts. He finished his career with 242 tackles and a Mountain West Conference record 19 interceptions.

Thompson was an All-CIF and All-Valley Defensive MVP as a two-way player at Paraclete High School in Lancaster, Calif.

Thompson and his wife, Chelsey, have three daughters, Novah, Nya and Naomi, and a son, Ty.

---

**Darian Thompson** – Born Sept. 22, 1993, Lancaster, Calif. College: Safety Boise State 2011-15. Pro: Safety New York Giants 2016-17, Dallas Cowboys 2018-21. Pro Coach: Joined the Dallas Cowboys in 2023.

---

# SCOTT TOLZIEN (TOLL-ZEEN)

## Quarterbacks

Wisconsin

NFL: 4th Year • Cowboys: 4th Year



After spending his first three years in Dallas as an offensive assistant, former NFL quarterback Scott Tolzien was named the Cowboys quarterbacks coach heading into the 2023 season.

Tolzien, who played for Mike McCarthy while both were in Green Bay (2013-16), was instrumental in preparing Dak Prescott and Cooper Rush in

### TOLZIEN'S COACHING HISTORY

2020-22 .....Dallas Cowboys, Off. Asst.

2022. After Prescott suffered a thumb injury in Week 1, Tolzien helped assemble the offensive game plan for Rush, who went 4-1 in his five starts in 2022 and became the first quarterback in franchise history to win his first five career starts. When Prescott returned to action in Week 7 against Detroit (10/23), Dallas' offense led the league in offensive points-per-game (31.3) and third down offense (52.3%), and was third in yards-per-game (384.3) for the rest of the season.

The offense grew to new heights in 2021, leading the NFL in scoring (31.2) - including a franchise-record 530 points - and yards (407.0) while also reaching the end zone on 28.6% of drives, sixth in the league. Tolzien's close work with Prescott saw the quarterback set a career-high and franchise-record 37 touchdown passes and record a 100.0 passer rating in eight games - tied for second in single-season team history.

In his first season with Dallas in 2020 Tolzien assisted with an offensive unit that ranked in the top-10 of most primary statistical categories. Despite losing Prescott to injury, the Cowboys offense ranked seventh in the NFL in receiving yards (4,511), eighth in passing yards (4,161) and tied for ninth in scrimmage yards (6,299).

Before becoming an NFL coach, Tolzien was given a brief introduction to off-field tasks in 2019 at his alma mater, Wisconsin, where he served as an analyst scouting opponents.

Tolzien enjoyed a seven-year NFL career, originally signing with the San Diego Chargers as a rookie free agent in 2011. He spent just over three seasons as a backup to Aaron Rodgers in Green Bay (2013-16), playing in six games with two starts over that time. He then served as a backup to Andrew Luck with the Colts from 2016-17, playing in four games with two starts.

Tolzien appeared in 29 games with 26 starts at Wisconsin, leaving with the school record for completion percentage (68.1) and efficiency rating (153.2).

Tolzien was a two-time all-conference and all-academic at William Fremd High School in Palatine, Ill.

Tolzien and his wife, Megan, have two daughters, Brooke and Caroline, and a son, Blake.

**Scott Tolzien** – Born Sept. 4, 1987, Rolling Meadows, Ill. Quarterback Wisconsin 2008-10. Pro: Quarterback San Diego Chargers 2011, San Francisco 49ers 2011-13, Green Bay Packers 2013-16, Indianapolis Colts 2016-18. Pro coach: Dallas Cowboys 2020-22.

# LUNDA WELLS (LOON-duh)

## Tight Ends

Southern

NFL: 12th Year • Cowboys: 4th Year



Lunda Wells enters his fourth season as the Cowboys tight ends coach after leading the unit to a successful 2022 campaign.

### WELLS' COACHING HISTORY

2006-07 .....Scottlandville H.S., OL/Run Game Coord.  
2008-09 .....Louisiana State, OL Asst.  
2010-11 .....Louisiana State, Asst. ST/Asst. to HC  
2012 .....New York Giants, Offensive QC  
2013-17 .....New York Giants, Asst. Offensive Line  
2018-19 .....New York Giants, Tight Ends  
2020-22 .....Dallas Cowboys, Tight Ends

During the 2022 season, Wells saw diverse production from his tight end group.

Dalton Schultz remained the group's leader, as he collected 57 receptions (second on the team) for 577

yards (second) and five touchdowns (second). Behind him, Wells received more production from two rookie tight ends - fourth round selection Jake Ferguson (19 receptions for 174 yards and two touchdowns) and undrafted free agent Peyton Hendershot (11 receptions for 103 yards and two scores) as combined they became the third rookie tight end duo in NFL history to record multiple receiving touchdowns in their first season.

The tight end group was led again by Schultz in 2021, and under Wells' leadership, he recorded his best season with 78 catches for 808 yards and eight touchdowns - becoming the second Cowboys tight end to record 70 catches in a season (Jason Witten, nine

times). Most importantly, Schultz became a reliable third down target for Dak Prescott, who found Schultz for 13 first down conversions on third downs in 2021 - second on the Cowboys and tied for fifth among NFL tight ends.

In 2020 Wells helped Schultz achieve a breakout season after starting tight end Blake Jarwin suffered a season-ending knee injury in Week 1. Despite the loss of Jarwin, Wells shaped Schultz into one of the top tight ends in the NFC during 2020, as Schultz recorded 615 receiving yards and four touchdowns on 64 catches.

Prior to Dallas, Wells spent eight seasons in different roles with the N.Y. Giants. From 2018-19 Wells worked with a young and talented tight end in Evan Engram, who caught 88 passes and six touchdowns over two seasons, despite missing 13 games due to injury. Before assuming his position as tight ends coach, Wells spent five seasons as the team's assistant offensive line coach, first under Pat Flaherty and then Mike Solari. In 2017 Wells helped tutor a line that was constantly in transition. The Giants used 10 different starting combinations, their highest single-season total since the 1970 merger.

New York scored 420 points in 2015, the fifth-highest total in franchise history, and its 5,956 net yards were the third-highest total in team history. With the line providing consistent protection, Eli Manning set a single-season franchise record with 387 completions, and his 4,432 yards and 35 touchdown passes were both the second-highest totals in Giants history.

Wells joined the Giants in 2012 as an offensive quality control coach. He also helped coach the wide receivers that season. In 2012 the Giants scored 429 points, the second-highest total in franchise history.

Before joining the Giants staff, Wells spent four seasons at Louisiana State. From 2008-09 he was an offensive line assistant, and in his final two years at LSU, Wells was an assistant to the head coach and an assistant on special teams. In 2010 Wells was an offensive line intern for Dallas Cowboys training camp, where he worked alongside Hudson Houck.

Wells was the offensive line coach/run game coordinator/head strength and conditioning coach at Scotlandville High School in Baton Rouge, La. from 2006-07. He coached the offensive line and devised the offensive run game plans.

An offensive lineman, Wells played in the Arena Football League for the Grand Rapids Rampage, South Georgia Rampage and Louisiana Swashbucklers following a four-year career at guard at Southern University (2002-05). He was voted to the All-Southwestern Athletic Conference first team in 2002 and 2005, and Southern won the 2003 SWAC championship. He earned a bachelor's degree in criminal justice and, in 2007, a master's degree in criminal justice at Southern.

Wells is a native of Baker, La., just outside Baton Rouge. He was a Class 5A first-team all-state offensive line selection at Baker High School.

He and his wife, Tiffany, have two daughters, Adanya Neema and Zalika Nia.

**Lunda Wells** – Born February 10, 1983, Baker, La. College: Guard Southern University 2002-05. Pro: No pro playing experience. College coach: Louisiana State 2008-11. Pro coach: New York Giants 2012-19, Dallas Cowboys 2020-22.

## JOE WHITT JR.

### Secondary/Pass Game Coordinator

Auburn

NFL: 17th Year • Cowboys: 3rd Year

#### WHITT'S COACHING HISTORY

2000-01	...Auburn, GA
2002	.....The Citadel, WR
2003-06	...Louisville, CB
2007	.....Atlanta Falcons, Asst. DB
2008	.....Green Bay Packers, Def. QC
2009-17	..GB Packers, Secondary/CB
2018	.....GB Packers, Def. Pass Game Coord
2019	.....Cle. Browns, Sec./Pass Game Coord
2020	.....Atl. Falcons, Sec./Pass Game Coord
2021-22	...Dal. Cowboys Sec/Pass Game Coord

The Dallas Cowboys hired Joe Whitt Jr. in 2021 to direct the secondary and pass defense. Whitt's second season directing the passing defense in Dallas in 2022 realized one of the league's most dominant units, as the Cowboys defense ranked eighth in net pass yards-per-game (200.9), tied for 10th in completion percentage (62.7%), seventh in interceptions (16) and tied for fourth in big plays (25-plus yards) allowed with 24. Trevon Diggs grew into a complete cover corner as the third-year player often shadowed the opponent's best receiver while recording three interceptions, 14 pass breakups and registering a forced incompleteness percentage of 12.1%, per PFF, on his way to his second straight Pro Bowl. Dallas' secondary was also led by a three-headed hydra of Jayron Kearse, Donovan Wilson and Malik Hooker at the safety position, with all three players finishing in the top-four

tackle leaders for the Cowboys, and Wilson leading the entire team with 108 takedowns. Wilson also recorded a career-best 5.0 sacks in 2022, leading all NFL defensive backs on the year and tied for the most single-season sacks by a Cowboys defensive back since 1982 (Bill Bates, 5.0 in 1984). The cherry on top was the development of fifth round rookie DaRon Bland, as he led the defense with five interceptions - most by a Cowboys rookie since Derek Ross and Roy Williams in 2002 - and ranked second among all NFL rookies while playing both the nickel and outside corner positions. In two seasons leading Dallas' secondary, Whitt's defense is tied for the NFL lead in total interceptions (42), and his defenses have finished in the top-10 in picks in 11 of his 16 NFL seasons.

In Whitt's first season leading the Cowboys secondary, the passing defense improved by leaps and bounds, ranking in the top-10 in opponent completion percentage (59.5% - third) and interceptions (26 - first). Diggs experienced a meteoric rise in 2021, becoming one of the best players at his position as he led the NFL with a franchise-high tying 11 interceptions. Overall, Diggs became the third Cowboy - fifth time - to lead the league in interceptions and the first since Everson Walls in 1985 (nine). To top it off, Diggs was selected to



his first Pro Bowl and earned first-team All-Pro honors. Diggs also led the team with 21 pass breakups. Safety Jayron Kearse paced the defense with a career-high 92 tackles during his first season with the team, while Anthony Brown set single-season career-bests in tackles (79), pass breakups (17) and picks (three). Jourdan Lewis proved his versatility as well, recording 1.5 sacks and 11 pass breakups - one-of-three defensive backs with multiple sacks and double-digit breakups in 2021.

Whitt came to Dallas after serving in the same capacity with the Atlanta Falcons - under Dallas Cowboys defensive coordinator, Dan Quinn - in 2020. Whitt also worked under Mike McCarthy while both were with the Green Bay Packers (2008-18).

After getting his start in the NFL with the Falcons in 2007, Whitt returned to Atlanta in 2020 as the pass game coordinator/secondary coach. In 2020 Whitt worked with first round draft pick A.J. Terrell, who put together a solid first year at cornerback, breaking up seven passes and recording an interception.

Whitt spent the 2019 season with the Cleveland Browns as the pass game coordinator/secondary coach, and his Cleveland unit ranked in the top-10 against the pass, allowing 216.9 yards-per-game (seventh). The Browns defense totaled 14 interceptions, tied for eighth in the NFL.

Before landing in Cleveland, Whitt was hired on McCarthy's staff to serve as a defensive quality control coach for the Packers in 2008. After one season in that capacity, Whitt was promoted to secondary/cornerbacks coach, a position he held for nine seasons (2009-17). He then became the team's defensive pass game coordinator for the 2018 season. Through his

tenure in Green Bay, he helped the team win Super Bowl XLV, and he coached the Packers to a league-high 176 interceptions while ranking ninth in opponent passer rating (83.2). In the same span, the Packers ranked seventh in opponent completion percentage (59.8) and touchdown-to-interception ratio (1.34). He also saw cornerbacks Tramon Williams (18) and Sam Shields (15) combine for 33 interceptions from 2010-14, the most in the league during that time between two teammates. In Whitt's first three seasons (2009-11) as cornerbacks coach, the Packers led the NFL in interceptions twice (2009 and 2010), posting 85 total picks. It was the most by the Packers over a three-year period since 1943-45 (95) and the most by an NFL team since the Minnesota Vikings and San Francisco 49ers each posted 86 from 1986-88.

In 2009 Whitt helped Hall of Famer Charles Woodson to the best season of his career, earning defensive player of the year honors on the strength of a career-best nine interceptions, four forced fumbles, 18 pass breakups and three defensive touchdowns. Woodson is one-of-11 defensive backs in the 49-year history of the award to be named Defensive Player of the Year.

Whitt made his NFL coaching debut in Atlanta (2007) as the assistant defensive backs coach. He entered the NFL coaching ranks after a five-year stint in college football with The Citadel (wide receivers, 2002) and Louisville (cornerbacks, 2003-06).

Whitt played collegiately at Auburn as a walk-on wide receiver, eventually earning a scholarship. After suffering through injuries, he transitioned into a student assistant coach for his final two years of school and graduated in 2001 with a degree in communications.

**Joe Whitt Jr.** - Born July. 19, 1978, Auburn, Ala. Wide receiver Auburn 1997-99. Pro: No pro playing experience. College coach: Auburn 2000-01, The Citadel 2002, Louisville 2003-06. Pro coach: Atlanta Falcons 2007, 2020, Green Bay Packers 2008-18, Cleveland Browns 2019, Dallas Cowboys 2021-22.

## TODD WILLIAMS

Vice President Football Operations/  
Football Administration



Todd Williams is in his 29th season with the Dallas Cowboys, his 21st season in the club's Player Personnel Department and was named the club's Vice President of Football Operations/Football Administration in 2021 after serving eight years as the senior director of football administration/football operations. In his role, he assists Stephen Jones, the club's Executive Vice President/Player Personnel, while also overseeing the team's football operations, facilities, equipment, security and player development departments. Williams is primarily responsible for keeping Jones informed on the daily operations of the club. He is also responsible for monitoring the Cowboys salary cap and negotiating most rookie contracts, including many of Dallas' draft choices.

Williams is also responsible for making sure the club maintains compliance with the NFL's Collective Bargaining Agreement and labor related issues. Additionally, he coordinates different areas of football operations and is involved in several other administrative functions within the club. Most recently, Williams was instrumental in coordinating the development of

the football offices and training facilities of the team's world headquarters at The Star in Frisco.

Williams joined the Dallas Cowboys organization as an intern in the operations department during the 1995 training camp in Austin, Texas. He served as an administration and marketing intern through the 1995 season. He was hired as a player personnel assistant in 1996, working closely with the personnel department in processing contracts and coordinating travel plans for free agent tryouts. He was promoted to assistant director of player personnel in 2001.

Williams was a sports management major at the University of Tennessee, where he played tight end for the Vols football team from 1992-94. Prior to Tennessee, he played for Northeast Oklahoma A&M Junior College, helping guide the team to the 1991 National JUCO Championship.

Williams is married to Cyndi Comeaux Williams. He has two children, Kyle and Kamryn, and one stepson, Gauge Doisher.

# CRAIG GLIEBER

## Director of Team Travel and Logistics



Craig Glieber began his career with the Dallas Cowboys as an intern in the front office in 1988. He returned for the 1989 season, again as an intern, but was hired full time in 1990 as an assistant in the football operations department.

Glieber earned the title of director of team travel and logistics in 2022 after years of handling all aspects of the team's movements on the road and at training camp.

Glieber was elevated to assistant director of football operations in 1993, where he assisted with all aspects of team travel while also helping coordinate the team's training camp.

In 2012 Glieber took over the full time role of handling all team travel, including team charters, hotels,

ground transportation and equipment trucks for road games. He also coordinates travel and hotels for all visiting free agents as well as newly acquired draft picks, rookie free agents and veteran free agent signees.

While in school at SMU, Glieber was an assistant with SMU football (1985-87). Glieber also worked as a statistician for CBS Sports and Fox Sports Southwest broadcasts for his father, legendary broadcaster, Frank Glieber. Craig also worked as a statistician for Dallas Mavericks broadcasts through 2010.

Glieber earned undergraduate degrees in business administration and radio/TV in 1987 from Southern Methodist University. He then earned his M.B.A. from SMU in 2002.

# JASON MCKAY

## Director of Football Administration and Technology



Jason McKay returned to the Dallas Cowboys in 2012 as the club's assistant director of football administration. In 2020 McKay was named director of football administration and technology. In his role, McKay assists Vice President of Football Operations/Administration Todd Williams in the daily operations of the team. McKay also coordinates new player arrivals and assists in the set up and operation of the club's training camp, distribution and management of the club's football technology initiatives - including communications, analytics, iPad playbooks and emerging technology. He also oversees the team's video, analytics and football systems development departments. McKay also played a part in the planning and construction phases of the team headquarters at The Star in Frisco.

McKay spent three years with the United Football League (2010-12), serving as the director of football operations for the Hartford Colonials (2010-11) before

moving to the UFL league office for his final season as the director of football administration.

Before venturing to the UFL, McKay worked in the Arena Football League for eight seasons. He was a player personnel assistant for the Dallas Desperados (2001-04), while he was also working in the personnel office for the Dallas Cowboys. He then became the vice president of football operations for the Los Angeles Avengers, a position he held for five years.

McKay first became a part of the Cowboys family in 1993 when he was the manager for retail operations for Texas Stadium Corporation. He moved into the personnel department in 2000, serving as an assistant up until the start of the 2004 season.

McKay earned his Bachelor of Science in Mechanical Engineering Technology from the University of North Texas. He also earned his real estate license in the state of Nevada.



## ADAM PRASIFKA

Senior Director of Salary Cap/Player Contracts



Adam Prasifka enters his 22nd year in the Dallas Cowboys Player Personnel department. In his role as senior director of salary cap/player contracts, Prasifka assists COO/Executive Vice President/Player Personnel Stephen Jones and Vice President of Football Operations/Football Administration Todd Williams in managing the club's salary cap, negotiating player contracts and monitoring league transactions.

Prior to working with the Cowboys, Prasifka was a coaching assistant and equipment manager at the University of Arkansas (1999-02). He served as a mechanical engineering intern at DuPont (1998-99) and Cromwell Architects and Engineers (1998).

Prasifka earned his degree in mechanical engineering from the University of Arkansas in Fayetteville. He currently resides in Carrollton, Texas with his wife, Cori, his son, Cash, and two step sons, Jake and Harrison.

## BRYAN WANSLEY

Director of Player Development



Bryan Wansley embarks on his 28th year with the Dallas Cowboys and his 17th season as director of player development. He began his career in 1995 as an intern in the football operations department.

In his role, Wansley works with current and former players and their families to achieve a successful, well-balanced and healthy life during and after their playing experience. Player Development accomplishes its mission through peer-to-peer engagement of the NFL player community with innovative program and service offerings that meet the dynamic needs of the athletes and their families.

Wansley provides programs aimed at player development and wellness during each season and offseason. He also coordinates programs to push individual and team growth through special team related functions, which includes visits to military bases during training camp and setting up prominent speakers to address the team throughout the year on leadership and awareness.

He also works closely with the rookies as they transition into the NFL, providing assistance and programs on areas such as mental wellness, financial responsibility (budgets and credit), substance abuse (DUI), domestic violence, relationships, stress management and media/social media training.

Since the 2012 season, Wansley has been responsible for the coordination of the Dallas Cowboys yearly training camp, which includes overseeing hotel accommodations and travel coordination for all players and staff, assisting local city officials on planning fan experiences and overseeing and coordinating office planning and setup strategy.

Before heading up Player Development, Wansley served as an assistant in football operations for six seasons (2001-06).

Wansley received his Bachelor of Arts in Sports Management from Harding University. In 2012 he received his athlete development certification from Wharton.

# WILL McCLAY

## Vice President Player Personnel



Will McClay, in his 22nd season with the Cowboys Personnel Department, was named the club's Vice President of Player Personnel in 2017. McClay is instrumental in overseeing the club's NFL Draft process and play a key role in free agent and trade acquisitions.

The 2022 draft was largely about rebuilding the trenches on offense and defense, with six-of-nine draft picks coming on the offensive line or front seven of the defense. Offensive lineman Tyler Smith headlined the draft class, starting all 17 games in his rookie season - 16 at left tackle and one at left guard - to become the first Cowboys rookie to start at left tackle in a season-opener. The class was also highlighted by second round pick Sam Williams, who played in 15 games and recorded 4.0 sacks with a team-leading seven tackles for loss, and fifth-round pick DaRon Bland, who started eight-of-17 games and led the team with five interceptions - the first rookie to lead the Cowboys in picks since Derek Ross and Roy Williams in 2002 - while playing both nickel and outside corner. Overall, the 2022 draft class generated 89 games played with 39 starts, and the entire rookie class combined for 145 games played, 41 games started and 4,902 total snaps, the sixth-most snaps among rookies in the NFL.

McClay was tasked with rebuilding the defensive side of the ball in 2021, working with new Defensive Coordinator Dan Quinn to add players that fit an updated vision of the Cowboys defense. Dallas lost eight players to other teams in free agency but also added eight players - the most signings by the Cowboys in any year of free agency since its inception in 1994 - including five defensive players. Dallas also saw immediate dividends from its draft class, with Micah Parsons setting a franchise rookie record with 13.0 sacks, earning Defensive Rookie of the Year and first-team All-Pro honors in the process. Dallas' rookie draft picks played in a total of 112 games with 32 starts in 2021, forming a strong nucleus of young talent for the future.

Entering the 2021 NFL Draft, McClay and the Cowboys undertook a unique challenge, building a roster while balancing a record-setting contract for quarterback Dak Prescott, which led to the Cowboys selecting 11 players - second-most all-time since the NFL moved to a seven round draft. The 11 selections also included eight defensive players, and all of the Cowboys first six selections were on defense - the first time that occurred in team history. The draft class, headlined by Parsons, consisted of 10 Power Five conference players and three 2021 Reese's Senior Bowl participants.

The Cowboys entered unfamiliar territory in 2020, undergoing a regime change at head coach for the first time since 2010, as Dallas hired Mike McCarthy as the ninth head coach in team history. As a result, Dallas saw a significant amount of change on both the coaching staff and player roster, with six starters defecting to other teams in free agency and the retirement of Travis Frederick. Under normal circumstances, the task of upgrading the roster in an offseason with such change would be difficult, but in 2020, the threat of COVID-19 halted all free agent visits and altered the NFL Draft evaluation period, leaving scouting departments and front offices short on key information used to make player evaluations. McClay and the front office tackled

the task head on, signing free agents who had combined to make 631 starts and earn 14 Pro Bowls.

In the 2020 Draft, Dallas was patient and calculating, jumping on the opportunity to add perhaps the top wide receiver prospect in CeeDee Lamb when he unexpectedly fell to the Cowboys at pick 17. The Cowboys then bolstered their defense, nabbing an athletic and ascending cornerback from Alabama in Trevon Diggs in Round 2. They followed that selection with Neville Gallimore and Reggie Robinson before trading up for Tyler Biadasz as the replacement for their retiring All-Pro Badger center.

The Cowboys were without a first round pick in 2019 after trading for Amari Cooper during the 2018 season, and after a strong free agency period, Dallas added future starters and explosive playmakers in fourth-round running back Tony Pollard (117th overall) and safety Donovan Wilson (213th overall) in the sixth round.

In 2018 the Cowboys broke a three-year trend of drafting heavily on defense, using six-of-nine picks on offensive players. Dallas drafted Leighton Vander Esch with its first pick, and then spent its next selections on Connor Williams and Michael Gallup. The Cowboys bolstered their pass rush with Dorance Armstrong and then selected tight end Dalton Schultz with their two fourth round picks.

The club concentrated on defense in the 2017 NFL Draft, selecting defensive players with seven-of-nine picks. With the 28th overall pick, Taco Charlton was selected. Defensive backs Chidobe Awuzie (second round) and Jourdan Lewis (third) were added with the next two selections. The team then drafted defense with four of its remaining six picks.

In working to improve the club through the 2016 NFL Draft, McClay helped bolster the offensive side of the ball as the club selected Ezekiel Elliott with the fourth overall pick. The club added to the defense, with Jaylon Smith (second round), Maleik Collins (third round) and Charles Tapper (fourth round). The Cowboys then drafted a quarterback for just the fifth time since 1989 when they selected Dak Prescott with their second fourth round pick.

In his second NFL Draft (2015), McClay helped Dallas continue its youth movement by securing two first round talents - Byron Jones (27th overall) and Randy Gregory (second round). The club also secured a projected first rounder in La'el Collins as a rookie free agent.

McClay oversaw his first NFL Draft in 2014 as the club continued to infuse the roster with talented building blocks for the present and future. With their first pick, the Cowboys drafted Notre Dame All-American Zack Martin (16th overall), marking the third time in four years the club selected an offensive lineman in the first round - Tyron Smith (2011) and Frederick (2013). In the second round, the Cowboys moved up to select DeMarcus Lawrence (34th overall) - one of the top pass rushers in the draft.

In his earlier role as director of football research (2011-13), McClay evaluated players on NFL rosters and in other leagues, scouting Dallas' opponents using advanced scouting and analytic methods and overseeing the scouting department's technology tools.

McClay was a pro scout (2002-08), then pro scouting coordinator (2009-10), and he was responsible for sifting through free agents and locating some of the team's most notable signings before and during the season. Two of those signings were Laurent Robinson - who signed early in the 2011 season and led the team with 11 receiving touchdowns - and George Selvie in 2013, who signed during training camp and started all 16 games at defensive end, tying for the most tackles for loss (seven) and logged the second-most sacks on the team (7.0).

McClay helped uncover a pair of starters with the free agency signing of Jeremy Mincey, who led the club with 6.0 sacks and 39 pressures in 2014, and Rolando McClain, who was acquired in a trade with Baltimore. McClain stepped in to finish second on the team with a career-best 108 tackles, starting in place of Sean Lee (IR-knee) for the entire 2014 season. In 2015 he was instrumental in acquiring Brice Butler after the injury to Dez Bryant, and 2016 saw free agent Benson Mayowa lead the team with 6.0 sacks.

McClay originally came to Dallas as the defensive coordinator for the Dallas Desperados (2002-03) of the Arena Football League. He was the club's head coach for five seasons (2004-08), helping lead them to a league-best 15-1 record and consecutive Eastern Division Championships (2007-08). In his five seasons as head coach, he led the Desperados to a 54-24-1 record and was named AFL Coach of the Year in 2006.



Before joining the Cowboys and Desperados, McClay was the assistant director of pro scouting for the

Jacksonville Jaguars. In his only season (2001) with the Jaguars, he scouted NFL teams in the preseason and did advance scouting work during the season. Before joining Jacksonville, he was the player personnel director of the XFL's Orlando Rage, as well as a consultant and scout, in the spring of 2001. The Rage finished 8-2 before falling in the first round of the playoffs.

Prior to moving into the personnel side of professional football, McClay spent 11 seasons in the AFL as a player and coach. He served as defensive coordinator and director of player personnel for the Grand Rapids Rampage in 1998. He added the title of assistant head coach in 1999, when the Rampage improved to an 8-6 record after going 3-11 the previous season. In 1997 he was the defensive coordinator and director of player personnel for the Anaheim Piranhas after serving as the defensive coordinator for the Milwaukee Mustangs in 1995 and the Florida Bobcats in 1996.

McClay was the secondary and special teams coach of the Detroit Drive in 1993, helping the team reach the ArenaBowl. From 1989-92 he was a wide receiver/defensive back for the Drive, helping lead them to three ArenaBowl titles in four appearances.

McClay was a four-year letterman and captain as a defensive back at Rice University (1985-88), starting every game of his collegiate career. He graduated in 1990 with a degree in political science. McClay has one son, Gabriel.



Alex Loomis joined the Dallas Cowboys Scouting Department in July 2009 as the club's pro scouting intern. He became the pro scouting assistant leading up to the 2011 season, a pro scout in 2012 and the pro scouting coordinator in 2015. He was named director of pro scouting in 2017 where he is in charge of evaluating players and rosters from NFL and other professional football teams. Loomis is also responsible for advance scouting, free agency preparation and

tracking player movements within the league. He will continue in his role assisting with the NFL Combine and assisting in the team's draft preparations.

Loomis spent nine summers (2000-09) with the New Orleans Saints, seven as an operations intern and the final three as a scouting intern.

Loomis graduated from Louisiana State with a degree in business management. Loomis and his wife, Amanda, have a son, Miles, and reside in Lewisville.

# MITCH LAPOINT

Director of College Scouting



Mitch LaPoint joined the Cowboys Scouting Department in 2005 and served as the west area scout for three years before moving to the southeast area in 2008. In 2015 LaPoint was a national scout, and before the 2019 season he was promoted to assistant director of college scouting. In 2022 he became director of college scouting.

LaPoint spent seven years (1998-04) working in the Kansas City Chiefs player personnel department. From 2002-04 he served as the club's midwest area

scout and football operations coordinator. As part of his operations responsibilities, he coordinated the Chiefs training camp at the University of Wisconsin - River Falls.

From 1999-01 LaPoint was an assistant in the scouting department, after spending 1998 as an intern.

The Lawrence, Kan., native received his bachelor's degree in sports management from the University of Kansas in 1998. LaPoint and his wife, Jenny, have two sons, John and Sam, and reside in Tulsa, Okla.

# RICH BEHM

Scouting Video Coordinator



Rich Behm joined the Dallas Cowboys as a video assistant in 2002 and was responsible for shooting team practices and games. In 2004 he moved to the scouting department where he was responsible for compiling college regular season games, bowl games and all-star game video as well as NFL combine video and creating point of attack cutups for draft meetings. Behm also assists the scouts on the road, coordinating their digital

video needs. He is also responsible for evaluating both college and pro players.

Prior to the Cowboys, Behm worked in hotel management while attending the University of Texas-Arlington.

Behm and his wife, Michelle, have two sons, Taylor and Peyton, and three daughters, Kendall, Brooklyn and Hallie. Behm's brother, Chris, works for Blue Star Media, the club's Television and Radio Broadcast Department.

# TERRY GRAY

Pro Scouting Coordinator



Terry Gray joined the Dallas Cowboys in a full-time role in 2017 as the club's pro scouting coordinator. In his role, Gray tracks league transactions, develops opponent advanced scouting reports and evaluates league free agents. He is also charged with managing the NFL player database, and giving recommendations for free agent or waiver wire acquisitions.

Starting with his time as a coach with the Dallas Desperados (2005) up until coming on full time, Gray consulted for the Cowboys personnel department.

Prior to becoming a full-time member of the Cowboys scouting department, Gray spent 10 seasons (1994-95, 1997-98 and 2001-06) as a coach or scout in the Arena Football League, including a stint with Aren-

aBowl XV winners Grand Rapids Rampage in 2001. He originally landed in Dallas as an assistant coach for the Cowboys-owned AFL team, Dallas Desperados, where he worked under then Head Coach and current Dallas Cowboys Vice President Player Personnel Will McClay.

In 1996 Gray coached tight ends at his alma mater, Baylor.

Before working in coaching and player personnel, Gray played professionally for the World League of

American Football and NFL (1990-93), including stints with the LA Rams and Houston Oilers. He played along the offensive line at Cisco Junior College (1986-87) and finished his collegiate career at Baylor (1988-89).

Gray holds an associate degree in applied arts from Cisco Junior College and a bachelor's in education from Baylor University.

Gray and his wife, Mary, were married in May, 2016 and have a son, Timothy.

## CHRIS HALL

### College Scouting Coordinator



Chris Hall, now in his 34th season with the Cowboys, serves as the club's college scouting coordinator, a position he assumed in 2001. In that capacity, he is charged with the day-to-day operation and organization of the college scouting portion of the Personnel Department, including the creation and sorting of college player information that ultimately becomes the NFL Draft. Hall also spends time on the road locally covering Texas schools along with other various trips, while monitoring the college scouting database daily, writing both college and pro player evaluations and organizing the highly successful post-draft free agent signing period that has helped the team sign impact undrafted free agents such as Barry Church in 2010, Dan Bailey in 2011, Cole Beasley, Lance Dunbar and Ron Leary in 2012, Jeff Heath in 2013, Blake Jarwin in 2017, Terence Steele in 2020 and Peyton Hendershot and KaVontae Turpin in 2022.

Hall is responsible for the organization of the annual Dallas Day - which allows visits from local college

prospects each year - and also coordinates the yearly 30 pre-draft top college prospect player visits allowed by the NFL before the yearly NFL Draft.


Since 1993 Hall has also assisted National Invitational Camp (NIC) in the operations of player arrival, check-in and execution of the NFL Scouting Combine in Indianapolis, Ind.

Hall originally joined the Cowboys scouting department in 1990 as a scouting assistant, where he was responsible for processing player reports, organizing film and working closely with the college scouts in managing and scheduling projects. Prior to joining the Cowboys, Hall worked briefly in the athletic offices at Southern Methodist University.

Hall graduated from Southern Methodist in 1990 with a degree in advertising. He resides in Coppell, Texas, with his wife, Susan, and two daughters, Izabella and Victoria.

## KEITH O'QUINN

### Advance Scouting Coordinator



Keith O'Quinn rejoined the Dallas Cowboys personnel department in 2020 as the advance scouting coordinator after spending the previous 10 seasons in coaching, including his last two as the team's special teams coordinator.

In his role, O'Quinn studies and evaluates personnel and schemes of upcoming opponents and presents it to the coaching staff to help shape the game plan. He also assists in pro free agent and college draft evaluations.

O'Quinn spent his first season as a coach as the team's quality control/offensive assistant in 2010,

breaking down film of upcoming opponents' defenses. From 2011-12 O'Quinn also worked closely with the wide receivers, and in 2014 O'Quinn left the offensive side of the ball and became the assistant special teams coach, working with coordinator Rich Bisaccia for three seasons (2014-17) before being promoted as the special teams coordinator from 2018-19.

In his first stint with the Cowboys (2006-08), O'Quinn worked in the personnel department and evaluated players around the NFL and other professional leagues while serving as a pro scout in the Cowboys scouting department.


In 2009 O'Quinn left the Cowboys to become the director of pro personnel for the Cleveland Browns. While with the Browns, O'Quinn contributed to Cleveland's player acquisition process by managing pro scouting operations and evaluating players and rosters from the NFL and all other levels of pro football.

Prior to joining the pro ranks, O'Quinn spent eight years as a high school and college coach. His last stint in that area was as the assistant football and head baseball coach at Kaufman, Texas, High School. Prior to that, he coached tight ends and special teams at Abilene Christian University from 2003-04. From 2000-03 O'Quinn served as tight ends and assistant offensive line coach at Hardin-Simmons University in Abilene, Texas.

In 1999 he worked as the run game coordinator and offensive line coach, as well as the head baseball coach, at Bryan Adams High School in Dallas. O'Quinn began his coaching career at Liberty Christian School in Argyle, Texas, serving as a defensive backs and wide receivers coach.

A native of San Antonio, O'Quinn attended James Madison High School and earned a Bachelor's of Science degree from the University of North Texas, where he played strong safety. He went on to earn a master's degree in counseling and human development from Hardin-Simmons University.

O'Quinn and his wife, Reigan, have three children, Mysti, Brittney and Brock.




Eric Ellingworth came to the Dallas Cowboys in 2019 as a college scout after serving one season as a scouting assistant with the N.Y. Jets. Ellingworth scouts the southeast. While with the Jets, Ellingworth scouted both the college and pro ranks.

Before his season with the Jets, Ellingworth was an offensive graduate assistant at the University of Florida (2015-17). In his time with the Gators, Ellingworth assisted in coaching wide receivers and quarterbacks, scouted incoming players, assisted in offensive

game plan meetings and prepared both opponent and self-scouting reports on a weekly basis.

Ellingworth was a three-year starting wide receiver at Augustana University where he earned four letters and helped the school advance to the 2010 NCAA Div National Quarterfinals.

Ellingworth earned his degree in social studies education and business administration from Augustana and his master's in curriculum & instruction from Florida.



After nine years in the coaching realm, Sam Garza entered the personnel arena as a pro scout with the Cowboys in 2005. In 2008 he moved over to the College Scouting Department, serving as the southwest area scout (2008-09, 2012-20), west coast scout (2010-11), then mid-south in 2021. As a pro scout, he worked closely with then Assistant Director of Pro Scouting Brian Gaine in evaluating players around the NFL and NFL Europe, as well as the Canadian Football League and the Arena Football League.

Garza came to Dallas after serving as the running backs and quarterbacks coach for the Saskatchewan Roughriders of the CFL in 2004. Prior to returning to Canada, he was the quarterbacks coach at the University of Texas-El Paso for four years (2000-03). In 1998 Garza was the receivers coach for Saskatchewan before being promoted to quarterbacks/receivers coach

in 1999. He began his coaching career at his alma mater as UTEP's defensive graduate assistant in 1996 before moving to wide receivers coach in 1997.

Garza was selected in the eighth round by the Seattle Seahawks in 1987 as a quarterback but spent the season with the St. Louis Cardinals, seeing action in two games. He spent seven years in the CFL - six with Winnipeg (1989-94) and one with Ottawa (1995).

Collegiately, Garza was one of the most prolific passers in UTEP history where he ranked second in completions (483) and completion percentage (59.1%) and fourth in attempts (817), passing yards (6,130) and touchdown passes (35).

A native of Corpus Christi, Garza received his bachelor's degree in kinesiology from UTEP in 1995. He and wife Barbara have three sons, Callen, Shane and Jack, and a daughter, Hailey.

## KLEIN KUBIAK

### National Scout/Special Projects



Klein Kubiak joined the Dallas Cowboys personnel department in 2019 as the midwest area scout after spending the last five years with the Denver Broncos.

For the 2022 season, Kubiak was given the role of national scout and special projects.

Kubiak joined the Broncos in 2014 as a personnel intern, then he was promoted to personnel assistant in 2015. As an assistant, he was charged with evaluating pro prospects and creating advance scouting reports while also scouting colleges in Colorado and Wyoming. From 2016-18 Kubiak served as the Broncos southwest area scout.

Before joining the Broncos, Kubiak lettered four years as a wide receiver at Rice University (2010-13). He was the Houston Texans salary cap intern in the summer of 2012 and a finance intern for the McNair Group in the summer of 2013.

Kubiak finished his prep career at Strake Jesuit High School in Houston where he earned all-district honors in football and baseball. He is the son of long-time NFL coach Gary Kubiak and the younger brother of 49ers Passing Game Coordinator Klint Kubiak.

## BRETT MAXIE II

### Mid-States Area Scout



Brett Maxie joined the Cowboys Scouting Department in 2017 as a college scout after serving as an intern in the department for two years.

In his role, Maxie is assigned area scout duties while also continuing to work in-house, helping with scouting operations.

While an intern in the department, Maxie assisted in the evaluation and scouting of upcoming opponents while also helping the complete college scouting process leading up to the NFL Draft.

The Metairie, La., native received his bachelor's degree in communications from Kent State in 2014, while also playing quarterback for the school's football team.

Maxie's father, Brett, coached defensive backs for the Tampa Bay Buccaneers (2016-18) and Dallas Cowboys (2008-11) and was the defensive passing game coordinator at the University of Colorado from 2020-22.

## HENRY SROKA

### Pro Scout




Henry Sroka joined the Cowboys in 1999 after 18 years as a college coach and served as their southwest area scout from 2006-07 before moving to west area scout in 2008-09 and pro scout in 2010. In 2003 he became the club's midwest area scout after four

years of working for Dallas as a scout administered by the BLESTO Scouting Combine. Sroka first gained NFL experience during a coaching fellowship with the Detroit Lions during training camps in 1991-94.

Prior to joining the Cowboys, Sroka spent the 1998 season as defensive backs coach at the University of Redlands. From 1988-97 he coached running backs under former Dallas scout Jim Hess at New Mexico State and was part of the school's first winning season in 14 years when the team posted a 6-5 mark in 1992. Prior to that, Sroka was the strength and conditioning, kicking and defensive backs coach at Wichita State University from 1985-87. He served as a graduate assistant coach at Arizona State from 1981-85, where he worked with the Sun Devils kickers and running backs.

Sroka graduated from St. Mary's College in California in 1978 and went on to earn a master's degree from Arizona State. He was a running back and kicker for St. Mary's, where he was awarded the Albert Rahill Award for team loyalty. Prior to playing for St. Mary's, Sroka was a running back and kicker for the College of San Mateo.

Sroka was born in Mexico City, Mexico. He and his wife, Linn, are the parents of a daughter, Maria del Pilar, and sons, Dominic and Mikael.




Justin Stucky joined the Cowboys Scouting Department as the club's college scouting intern in July 2009. He was a college scouting assistant in 2011, became the team's combine scout in May 2012, and for the 2015 season, was named the northeast area scout. In 2021 he moved to cover the Atlantic region. In his role as combine scout, Stucky covered the midwest region, compiling and generating draft prospect scouting infor-

mation for National Football Scouts, Inc. He continues to serve as a college scout for the northeast area of the country.

Stucky graduated from the University of Kansas with a degree in sports management and a minor in business, where he was a freshman walk-on safety.

He and his wife, Katie, have two daughters, Julie, and Molly.



Bo Taliaferro joined the Cowboys Scouting Department following the 2019 NFL Draft as a college scout and will again scout the northeast region in 2022.

Taliaferro came to Dallas after spending one season as a recruiting assistant at Michigan State University. Prior to his time at MSU, Taliaferro was a volunteer scout for the Toronto Argonauts of the Canadian Football League (2017-18).

Taliaferro's first scouting job in the NFL came with the Buffalo Bills (2013) where he served as a college scouting assistant - a role he held for four years before becoming a BLESTO scout through the Bills (2016-17).

Taliaferro served as the assistant director of football operations at the University of Alabama-Birmingham from 2012-13 where he was responsible for team travel, liaising with NFL scouts during campus visits and handling communications between the football program and the remainder of the school's campus.

Upon graduating from the University of Arkansas with a bachelor's degree in educations and a master's in sports management, Taliaferro was an offensive intern for the Razorbacks football program for three years (2009-12).

While in school, Taliaferro was a student manager with the team, working mainly with the defense.



# CHRIS VAUGHN

Assistant Director of College Scouting



Chris Vaughn joined the Dallas Cowboys in 2017 as the team's southeast area scout. Vaughn came to the Cowboys personnel department with 18 years of collegiate coaching experience, most recently spending two seasons in Austin at the University of Texas.

In 2022 Vaughn was elevated to assistant director of college scouting where he will work closer with Will McClay and the top decision makers on identifying future talent for the Cowboys roster.

While with the Longhorns, Vaughn coached defensive backs (2014-15) while also serving as the school's special teams coordinator in 2014.

Before coaching in Austin, Vaughn coached cornerbacks at Memphis for two seasons (2012-13). Prior to

Memphis, he spent four seasons as the defensive backs coach/recruiting coordinator at Ole Miss (2008-11).

Vaughn was at Arkansas for eight years coaching linebackers, safeties, cornerbacks and serving as the director of on-campus recruiting (2006).

Vaughn had a brief stint (Jan.-Feb., 2000) at Tulsa as his first coaching job, after serving as a graduate assistant at Arkansas in 1999.

Vaughn earned four letters as a linebacker at Murray State, winning Ohio Valley Conference titles in 1995 and 1996. A native of Tallahassee, Fla., Vaughn and his wife, Marquette, have a son, Deuce, who was drafted by the Cowboys, and two daughters, Cienna Marquette and Camryn McNeil.

# ROSS WUENSCHÉ (WIN-she)

National Scout



Ross Wuensché became a full time scouting assistant in 2013 after spending the 2012 season as an intern in the Personnel Department, and in 2015, he became an area scout.

Wuensché was elevated to a national scout in 2022 after seven seasons as an area scout for the team, broadening his search area and responsibilities in mining the collegiate programs for talented players.

In his role as a scouting assistant, Wuensché assisted scouts while they were on the road and focused

his time as a college area scout in 2015 and covered the midwest/mid-states while also evaluating collegiate talent. He is also responsible for making college player cut ups.

Prior to joining the Cowboys, Wuensché worked for Texas A&M football. He graduated from A&M with a sports management degree and a minor in business.

Wuensché and his wife, Courtney, were married in June, 2019.

## JIM MAURER

### Head Athletic Trainer

Jim Maurer begins his 34th season as a Dallas Cowboys athletic trainer, serving the last 28 years as the club's head athletic trainer.

Maurer and his staff earned the 2021 Ed Block NFL Athletic Training Staff of the Year by the Professional Football Athletic Training Society, a prestigious honor following a particularly trying 2020 season with a myriad of injuries and constantly evolving NFL protocols put in place to combat the COVID-19 pandemic. Named in honor of Ed Block - a former Baltimore Colts head athletic trainer - the award is given annually to the athletic training staff that exemplifies courage, compassion, commitment and community.

Following the 2016 season, Maurer was named NFL Athletic Trainer of the Year by The NFL Physicians Society. Maurer originally took over responsibility of the Athletic Training Department in 1996 after serving as an assistant athletic trainer in Dallas for six years. He served as a graduate assistant with the Cowboys for two seasons prior to being hired full time in 1990.



Maurer was elected to the Professional Football Athletic Trainers Society (PFATS) Executive Board as the NFC head athletic trainer representative in 1999. He was re-elected to the same position for a fourth term in 2007 and held the position until 2010. Following the 2002 season, Maurer and his staff were recognized as the NFL Athletic Training Staff of the Year by their peers. Maurer was also appointed to the NFL Musculoskeletal Committee in 2018.

A Dallas native, Maurer earned a degree in physical education in 1988 from Southern Methodist University, where he worked with the football and swim teams.

Maurer worked as a summer assistant with the Kansas City Chiefs in 1987, after spending the summer of 1986 with the Cowboys in the same capacity.

Maurer has two sons, Nicholas and Benjamin. Maurer and his wife, Jodi, reside in Frisco, Texas.

## BRITT BROWN

### Associate Athletic Trainer Director of Rehabilitation

Britt Brown is in his 31st year as an athletic trainer in the NFL and his 27th as part of the Cowboys athletic training staff. As associate athletic trainer/director of rehabilitation, Brown supervises the Cowboys medical rehabilitation program and assists with treatment programs.

Following a challenging and unprecedented 2020 season, Brown and the Cowboys athletic training staff were recognized as the NFL Athletic Training Staff of the Year by their peers. Brown worked extensively with quarterback Dak Prescott in his rehab to return from a gruesome ankle injury suffered in the 2020 season and helped Prescott to establish a franchise-record and career-best 37 passing touchdowns in his first season back on the field. For his performance, Prescott earned the 2022 Ed Block Courage Award from his peers.

Brown aided Michael Gallup in his rehab from a torn ACL at the end of the 2021 season, returning to action just nine months after the injury and earning the Ed Block Courage Award following the 2022 season.

In preparing for the 2019 season, Brown was tabbed to help Travis Frederick (Guillain-Barré syndrome) return to action. In addition to missing the 2018 season with the illness, Frederick underwent abdominal and shoulder surgeries during the 2019 offseason. Brown's work helped return the perennial Pro Bowler to form, playing all 16 games to earn his fifth career

all-star nod and the club's Ed Block Courage Award.

Following the 2018 season, Brown was inducted in the Llamaspas Football Hall of Fame for his accomplishments off the playing field.

Prior to coming to Dallas, Brown spent four years (1992-95) with the Miami Dolphins as an assistant athletic trainer. Brown currently serves as the Program Coordinator for the NFL/Professional Football Athletic Trainers Society (PFATS) Ethnic Minority Scholarship. Following the 2002 season, Brown and the Cowboys athletic training staff were recognized as the NFL Athletic Training Staff of the Year by their peers.

Before joining the Dolphins, Brown was the head basketball athletic trainer and assistant football athletic trainer at Southern Methodist University from 1989-92, where he also coordinated travel for the Mustangs basketball team. While earning a degree in secondary education/biology with an emphasis in athletic training (1982-87) and a master's degree in physical education/exercise physiology (1988-89) from Texas Christian University, he worked with the Horned Frogs football and baseball teams as a student athletic trainer. Brown worked as a part-time assistant athletic trainer for the Cowboys in 1986 and 1987 while attending TCU.

A native of Llamaspas, Texas, Brown has a son, Chase, and two daughters, Sydney and Payton.



## GREG GAITHER

Assistant Athletic Trainer



Greg Gaither enters his 23rd season as a full-time member of the Cowboys athletic training staff after originally serving a two-year stint with the club as a graduate assistant (1997-98). He assists with coordinating player rehabilitation and treatment programs while overseeing all medical records.

Following a challenging and unprecedented 2020 season, Gaither and the Cowboys athletic training staff were recognized as the NFL Athletic Training Staff of the Year by their peers. Gaither was then named the NFC Assistant Athletic Trainer of the Year following the 2021 season.

Following the 2002 season, Gaither and the rest of the Cowboys athletic training staff were recognized as the NFL Athletic Training Staff of the Year by their

peers. Named in honor of Ed Block - a former Baltimore Colts head athletic trainer - the award is given annually to the athletic training staff that exemplifies courage, compassion, commitment and community.

Gaither returned to the Cowboys after two years on the athletic training staff at Kansas State University. He originally joined the Wildcats in the summer of 1999 as a graduate assistant working in both football and baseball. In 2000 he was promoted to a full-time role as assistant athletic trainer.

A native of Dallas, Gaither graduated from Southern Methodist University with a bachelor's degree, and received his master's degree from Kansas State University. Gaither and his wife, Leah, reside in Dallas with their son, Grayson and daughter Haley.

## HANSON YANG

Assistant Athletic Trainer  
Physical Therapist



Hanson Yang enters his 12th season with the Dallas Cowboys Athletic Training department as an assistant athletic trainer and physical therapist. In his role, Yang will continue to assist the athletic training staff with their day-to-day responsibilities as well as work with Director of Rehabilitation Britt Brown in the rehab process of injured players.

Following a challenging and unprecedented 2020 season, Yang and the Cowboys athletic training staff were recognized as the NFL Athletic Training Staff of the Year by their peers.

Yang arrived in Dallas after spending six years at the University of Texas, first as a student athletic trainer for the football, men's basketball, tennis, swimming and rug-

by teams (2002-06), then as a physical therapy aid and athletic trainer for the school's student health services. He continued his work in the field of physical therapy and rehabilitation at Health South Rehabilitation Hospital in Wichita Falls, Texas, Methodist Hospital in Houston, Texas, The Institute for Sports and Spine Rehab in Plano, Texas and Elite Sports Medicine in Waco, Texas.

Yang received his degree in athletic training from the University of Texas, then his Master of Science in Kinesiology from the University of Nevada, Las Vegas. He earned his doctorate in physical therapy from Texas Tech in 2012.

Yang and his wife, Sarah, were married in April, 2015 and have a daughter, Lucy.

## SCOTT SEHNERT

### Director of Sports Performance



Scott Sehnert was named the Dallas Cowboys director of sports performance leading into the 2016 season. In his role, Sehnert works closely with the athletic trainers and strength and conditioning coaches in developing player-specific nutrition and recovery plans.

Sehnert came to Dallas after spending the previous seven years as the sports dietitian at Auburn University. In his role at Auburn, Sehnert oversaw the sports nutrition needs for AU's 21 varsity sports, including nutrition education, counseling, training tables, body composition analysis and supplement evaluation.

Sehnert earned his bachelor's degree in dietetics from Ball State in 2003. He earned his first master's degree in nutritional sciences with a wellness and sports nutrition emphasis from the University of Kentucky in 2005. He completed his clinical training at UK's Chandler Medical Center and the Lexington V.A. Hospital.

Sehnert then earned a master's in kinesiology with a concentration in exercise physiology from Michigan State University in 2009.

Upon completion of his first master's and clinical training, Sehnert spent three months as an intern with the U.S. Speed Skating Team and the University of Utah Sports Nutrition Program (2005). While working towards his second master's, Sehnert was the coordinator of sports and cardiovascular nutrition program at Michigan State. During the final year of his master's program, he worked as an intern with the Spartans strength and conditioning staff.

Sehnert is a Registered Dietitian with the Academy of Nutrition and Dietetics (AND) and a member of the Sports, Cardiovascular and Wellness Nutrition group. He holds certifications with the AND as a Board Certified Specialist in Sports Dietetics and with the National Strength and Conditioning Association as a Certified Strength and Conditioning Specialist. He is an active member with the Collegiate and Professional Sports Dietitians Association.

Sehnert and his wife, Beth, have a son, Leland, and a daughter, Lyla.

## MIKE MAPLES

### Director of Video



Mike Maples re-joined the Dallas Cowboys as the director of video for the 2021 season, following the departure of longtime director Robert Blackwell.

Maples came back to the Cowboys after spending 13 seasons as the director of video services at TCU. In his role, Maples handled all in-house digital recording and video equipment, coordinated the filming of all practices and games, handled all video exchange between TCU and its opponents and broke down all footage, providing cut-ups of every game for the coaching staff.

Maples originally joined the Cowboys as an assistant and then assistant director of video in 1996 and spent five seasons with the club before leaving to join SMU to serve as the director of video services - a role which he filled for eight seasons.

With the Cowboys, Maples is responsible for acquisition and maintenance of the club's vast digital video library of NFL and assisting with college games. The technology department generates video, stats and scouting reports on upcoming opponents for the coaching staff. Maples also oversees the input of Dallas Cowboys game video and its conversion to iPads for coaches and players to review immediately after games.

Maples earned his bachelor's degree in Radio, Television and Film from the University of North Texas.

Maples and his wife, Sara, both natives of Coppell, live in Flower Mound and are the parents of two daughters, Emma and Kate.

## SAM CROMLEY

Assistant Director of Video



Sam Cromley enters his 16th season with the Dallas Cowboys - 11th as the team's assistant video director. His job duties include filming team practices and games, as well as importing and organizing practice through the DVSport Network. Cromley joined the organization in 2008 as a video assistant, working with both the Cowboys and the Dallas Desperados, formerly of the Arena Football League, where he was the team's video director for its final season.

He served as the assistant video coordinator at TCU from 2004-07 where he filmed for the Horned Frogs football team. Cromley was awarded Video Coordinator(s) of the Year for the Mountain West Conference along with Director Mike Martin during the

2006-07 season. Prior to TCU, Cromley was a student video assistant at Texas State University in 2001 and a student video assistant for the University of Houston from 1997-99 where he filmed football, basketball, women's soccer, track and field and swimming while being named MVP of the video department in 1999.

Born in Taipei, Taiwan, Cromley was raised in San Antonio, Texas before graduating with a bachelor's degree in mass communications from Texas State University and a master's degree in liberal arts from TCU. Cromley was honored in 2015 as a recognized Alumni from Southwest High School in San Antonio.

Cromley and his wife Bettina, live in Richardson, Texas with their sons, Jaxon and Cole.

## MIKE McCORD

Equipment Director



Mike McCord is now in his 35th season with the Cowboys, his 32nd in the equipment department and his 30th heading up the department.

McCord originally joined the Cowboys in 1989 as the assistant ticket manager, spending two years in that capacity before moving to the football operations department in 1991. Before coming to Dallas, McCord spent two-and-a-half years with the University of Texas athletic department, one-and-a-half years as a part-time

student assistant before receiving his B.B.A. in marketing and then one year as a full-time intern for the Longhorns.

A native of Clovis, N.M., McCord graduated from Roosevelt High School in San Antonio, Texas, and spent two years attending Southwest Texas State before transferring to the University of Texas. He and his wife, Jan, live in Flower Mound, Texas, with their daughter, Megan, and son, Brock.

# BUCKY BUCHANAN

## Equipment Manager




William Andrew "Bucky" Buchanan begins his 30th year as the Cowboys equipment manager. Buchanan officially joined the Cowboys in 1994 after spending many weekends and summers in the equipment room helping his father, "Buck" Buchanan, the Cowboys equipment manager from 1973-93, who was honored with the "Award of Excellence" by the Pro Football Hall of Fame in 2023.

Before coming to the Cowboys, Buchanan spent one-and-a-half years with Willis Medical in Richardson, Texas, and 10 years with the Skaggs Alpha Beta grocery store chain.

A native of Plano, Texas, Buchanan graduated from Plano High School. He has two sons - Thomas II and Brett. He and his wife, Deb, now reside in Highland Village, Texas, with four children, Jacob, Samantha, William and Cameron Buchanan Dean.

# DYLAN KEANE

## Assistant Equipment Manager



Dylan Keane originally joined the Dallas Cowboys organization in 2008, assisting in the equipment room of the Dallas Desperados. He became a part of the Dallas Cowboys equipment staff leading up to the 2009 season as an equipment intern.

In 2012 Keane became an equipment assistant, a position he held for nine seasons before being elevated

to assistant equipment manager prior to the 2022 campaign.

Before landing with the Dallas Cowboys, Keane worked as a service technician for Jonmar Services.

Born in Lubbock, Texas, Keane went to high school in nearby Rockwall and attended classes at the University of North Texas.



DALLAS COWBOYS DALLAS COWBOYS DALLAS COWBOYS



# PLAYERS



DALLAS COWBOYS

**ZACK MARTIN**

DALLAS COWBOYS

# BRYAN ANGER

5 • Punter


6-3 • 214 • 10/6/88

California • FA-'21

NFL: 12th Year • Cowboys: 3rd Year

Games/Starts: 2022-17/0; Career-176/0

Postseason: 2022-2/0; Career-5/0



**PRO:** In order to provide competition at punter, the Dallas Cowboys signed tested veteran Bryan Anger in April 2021. Anger, an 11-year vet, has punted 784 times with a 46.6-yard gross, a 41.2-yard net, 283 downed inside the 20 and a long of 83. He is ninth on the NFL's all-time list for net yards (41.0) and 11th in gross yards (46.4). Since coming into the league in 2012, Anger is second in the league with 784 punts, 11th with a 46.6 gross average and ninth with a net of 41.2. Originally drafted in the third round (70th overall) of the 2012 NFL Draft by Jacksonville, Anger landed in Dallas after playing nine NFL seasons, including four with the Jaguars (2012-15), three in Tampa Bay (2016-18) and two in Houston (2019-20). His first year in Dallas was record breaking as he led the NFL with a team-record 44.6 net average, which was also good for fourth in NFL history. Anger signed a three-year contract with the Cowboys during 2022 free agency and tied a personal best from 2021 with a 48.4 gross average, a club record, on 68 punts in 2022.



## TRANSACTION SUMMARY:

- 3/24/22:** Signed a three-year contract with Dallas through 2024.
- 3/18/21:** Released by Houston and signed with Dallas (4/7) through 2021.
- 9/17/19:** Re-signed with Houston and signed a three-year extension with Houston through 2022 (12/28).
- 3/12/19:** Released by Tampa Bay, signed with Houston (7/23) and released (8/31).
- 12/31/16:** Signed a five-year extension with Tampa Bay through 2021.
- 3/23/16:** Signed as an unrestricted free agent with Tampa Bay through 2016.
- 4/27/12:** Drafted in the third round (70th overall) by Jacksonville.

## 2022:

- Tied his career-best 48.4 gross (best in team history) from the previous season, punting the ball 68 times with 27 downed inside the 20-yard line and booted a career-long 83-yarder - second-longest in Cowboys history (Ron Widby, 84 yards in 1968).
- Had four-of-five punts downed inside the 20-yard line against Cincinnati (9/18).
- Named the special teams captain at the LA Rams (10/9) and punted six times for a 48.0 average.
- Booted a punt 83 yards against Chicago (10/30) - the longest punt of his career and the second-longest in Cowboys history behind Widby (84 yards in 1968).
- Punted eight times for a 47.0 average with four downed inside the 20-yard line in two postseason games at Tampa Bay (1/16/23) and at San Francisco (1/22/23).

## 2021:

- Earned his first trip to the Pro Bowl, leading the league and establishing a team record and personal-best 44.6 net average (tied for fourth in NFL history). He had a career-best 48.4 gross (best in team history).
- Was the fourth Cowboys punter to earn a Pro Bowl spot while also earning second-team All-Pro honors.
- Made his Cowboys debut in the opener at Tampa Bay (9/9) and punted three times with a gross of 49.0, net of 42.0 with one downed inside the 20.
- The game at Denver (11/7) marked his 150th career game, then on Thanksgiving Day against Las Vegas (11/25) logged season-highs for punts (seven) and gross average (55.0) with a 50.1 net.
- Named the special teams captain at New Orleans (12/2) and tied his season high with seven punts with a net of 42.9, two downed inside the 20 and a long of 60.
- Landed all four of his punts inside the 10-yard line, establishing a season-high of punts downed inside the 20 at the N.Y. Giants (12/19). He is the only Cowboys punter since 2000 to land four inside the 10-yard line in a game.
- In the Wild Card Playoff game against San Francisco (1/16/22), established team postseason records in net (51.4) and gross (53.6) averages while completing a 16-yard pass to C.J. Goodwin on a fake punt - the first-ever pass attempt by a Cowboys punter in the postseason.

## 2020 (Houston):

- Played in all 16 games for the eighth time in his career and averaged 46.4 yards-per-punt with a net of 41.8, 19 downed inside the 20, six touchbacks and a long of 67.
- Punted a season-high six times at Pittsburgh (9/27) and had his long of 67 against Green Bay (10/25).
- Notched a season-best 56.0 gross (second-highest of his career) and 45.7 net at Cleveland (11/15).
- With four punts for 180 yards against Cincinnati (12/27), joined Shane Lechler and Johnny Hekker as the only punters in NFL history with 30,000 punt yards and a 46.0 average in their first nine seasons.

## 2019 (Tampa Bay/Houston):

- Released by Tampa in March and signed with Houston at the start of training camp.
- In his first season with Houston, played in 14 games and both playoff contests for the Texans, missing the first two games after being released at final cuts and re-signed Sept. 17.
- Finished with a gross of 46.5 yards and a career-best 44.5-yard net - second in the NFL in 2019.
- In postseason play, had the highest net average in Texans history, and his five punts inside the 20 were second.
- Notched a season-best 51.4 net against Carolina (9/29), along with a season-long 71-yarder, then had his season-best gross (51.8) against Oakland (10/27).
- In the game against Indianapolis (11/21), logged his 200th career punt downed inside the 20 on his 576th career punt to join Hekker as the only two men with 200 punts inside the 20 on less than 600 career punts.
- Made his postseason debut in the Wild Card game against Buffalo (1/4/20) and punted five times with a gross of 43.2, net of 41.6, long of 56 and three downed inside the 20.

## LEGEND



Pro Bowl Trophy –  
Pro Bowl Selection



Lombardi Trophy –  
Super Bowl  
Appearance



**2018 (Tampa Bay):**

- Played in all 16 games for the seventh straight season and punted 57 times for a gross of 45.0, a net of 38.9 with 15 downed inside the 20 and a single-season career-best tying four touchbacks. Also had two tackles.
- Punted a season-high six times against Philadelphia (9/16) and against Carolina (12/2).
- Logged his season-long punt of 64 yards against Pittsburgh (9/24).
- Had a season-best net of 44.8 against San Francisco (11/25).

**2017 (Tampa Bay):**

- Had 24 punts downed inside the 20, five touchbacks, a net of 39.5 and gross of 44.0 on 65 punts.
- His season-high gross (53.3) came at Atlanta (11/26) and his season-best net (53.5) against New Orleans (12/31).
- Punted a season-high six times in five different games.

**2016 (Tampa Bay):**

- Set Buccaneers single-season records with a 45.9 gross average, 42.7 net and 37 punts downed inside the 20.
- Ranked fourth in the NFL in net and tied for third with his 37 inside the 20.
- Made his Tampa Bay debut at Atlanta (9/11).
- Named Special Teams Player of the Week after downing all five punts inside the 20 against Carolina (1/1/17).

**2015 (Jacksonville):**

- Punted 80 times for a 46.3-yard gross, 39.5-yard net with 26 downed inside the 20.
- Had a season-long 63-yarder with a season-best 55.3 gross against Tampa Bay (10/11).

**2014 (Jacksonville):**

- Second in the NFL with 94 punts and a 47.5-yard average. Had a 39.6-yard net and 25 downed inside the 20.
- Second in single-season team history for punts and gross average.
- Had a long of 50 yards-or-more in 15 games, 60 yards-or-more in 10 games and punted a season-high eight times in three games.

**2013 (Jacksonville):**

- Finished his second season with a franchise record 95 punts, averaging 45.7 yards-per-boot with a net of 45.7 and 31 downed inside the 20.
- Established a franchise record with 11 punts (50.5 average and 41.5 net) against Kansas City (9/8).
- Had a career-best six kicks downed inside the 20 against Arizona (11/17).

**2012 (Jacksonville):**

- Played in all 16 games as a rookie, serving as the team's punter and holder, punting 91 times with a 47.8 gross, 40.8 net with 31 downed inside the 20.
- Set then NFL rookie records for gross and net average and was third in the league with 40 punts of 50-plus yards.
- Made his NFL debut in the opener at Minnesota (9/9), then had a season-high nine punts against Houston (9/16).
- Tied his season-high with nine punts at Oakland (10/21), then notched his season-high net of 50.5, along with a then career-long 73-yarder against Detroit (11/4).

**COLLEGE:**

- Four-year letterman, playing in 51 games at California (2007-11) and punting 255 times with a gross of 43.5, net of 38.2 with 90 downed inside the 20.
- Finished his collegiate career second in school history, sixth in conference history, in gross average.
- Had a career-best 39.7 net (10th in the nation), again earning All-Conference honors as a senior.
- As a junior, established a school record for gross average (45.6 - sixth in the nation), and his 39.1-yard net was third, earning All-Pac 10 first-team honors.
- In 2009 as a sophomore, All-Pac 10 first-team selection, averaging 41.5 yards-per-punt with 24 downed inside the 20 and a net of 37.1 on 69 boots.
- As a redshirt freshman, punted 71 times for a gross of 43.1 and net of 37.2 with 26 downed inside the 20.

**PERSONAL:**

- Punted for Camarillo, Calif., High School through his junior and senior years, earning All-America honors as a senior, averaging 41.8 yards-per-punt with 11 downed inside the 20.
- As a senior wide receiver, caught 42 passes for 678 yards and six touchdowns.
- Graduated with a degree in integrative biology.

**COMMUNITY:**

- 2021-22 NFL My Cause My Cleats campaign.
- 2022-23 Dallas Cowboys Draft Day/Fan Appreciation Party.
- 2022 Prison Fellowship Camp.
- Make-A-Wish Foundation of North Texas.
- Annual Team Holiday Hospital Visits.

**ANGER'S NFL TOTALS**

		PUNTING									
Year Team	GP-GS	No	Yds	Avg	TB	In 20	Lng	Blk	Opp Ret	Ret Yds	Net
2012 Jacksonville	.....16-0	91	4,353	47.8	5	31	73	1	40	495	40.8
2013 Jacksonville	.....16-0	95	4,338	45.7	8	31	61	0	47	330	40.5
2014 Jacksonville	.....16-0	94	4,464	47.5	10	25	69	2	52	464	39.6
2015 Jacksonville	.....16-0	80	3,700	46.3	4	26	63	0	45	462	39.5
2016 Tampa Bay	.....16-0	70	3,215	45.9	5	37	59	0	24	128	42.7
2017 Tampa Bay	.....16-0	65	2,857	44.0	5	24	62	1	27	153	39.5
2018 Tampa Bay	.....16-0	57	2,567	45.0	4	15	64	1	27	231	38.9
2019 Houston	.....14-0	45	2,094	46.5	2	24	71	0	17	53	44.5
2020 Houston	.....16-0	54	2,505	46.4	6	19	67	0	19	128	41.8
2021 Dallas	.....17-0	65	3,143	48.4	4	24	63	0	25	163	44.6
2022 Dallas	.....17-0	68	3,291	48.4	6	27	83	0	32	258	42.8
<b>Totals</b>	<b>.....176-0</b>	<b>784</b>	<b>36,527</b>	<b>46.6</b>	<b>59</b>	<b>283</b>	<b>83</b>	<b>5</b>	<b>333</b>	<b>2,865</b>	<b>41.2</b>
<b>Playoffs</b>											
2019 Houston	.....2-0	8	353	44.1	0	5	56	0	3	9	43.0
2021 Dallas	.....1-0	5	268	53.6	0	3	59	0	1	11	51.4
2022 Dallas	.....2-0	8	376	47.0	0	4	56	0	5	51	40.6
<b>Totals</b>	<b>.....5-0</b>	<b>21</b>	<b>997</b>	<b>47.5</b>	<b>0</b>	<b>12</b>	<b>59</b>	<b>0</b>	<b>9</b>	<b>71</b>	<b>44.1</b>

**ANGER'S TOTALS, cont.**

**ADDITIONAL STATISTICS**

**Kickoffs** – 2014 (2, 0 TB), 2016 (2, 0 TB), 2018 (1, 0 TB), 2019 (1, 0 TB), 2020 (2, 0 TB). **Totals: 8 0 TB.**  
**Special Teams Tackles** – 2012 (3), 2013 (2), 2015 (2), 2016 (2), 2017 (1), 2018 (2), 2020 (1). **Totals: 13.**  
**Passing** – 2014 (1 for 1, 19 yards), 2018 (0 for 1). **Totals: 1 for 2, 19 yards.**  
*Playoffs – 2021 (1 for 1, 16 yards).*  
**Rushing** – 2013 (1 for 0 yards), 2019 (1 for -5 yards). **Totals: 2 for -5 yards.**

**SINGLE-GAME HIGHS**

**Punts** – 11 vs. Kansas City, 9/8/13  
*Playoffs – 5 vs. Buffalo, 1/4/20 and vs. SF, 1/16/22*  
**Gross Average** – 56.3 vs. New England, 12/23/12  
*Playoffs – 63.6 vs. San Francisco, 1/16/22*  
**IN20** – 6 vs. Arizona, 11/17/13  
*Playoffs – 3 vs. Buffalo, 1/4/20 and vs. SF, 1/16/22*  
**Net Average** – 51.4 vs. Carolina, 9/29/19  
*Playoffs – 51.4 vs. San Francisco, 1/16/22*  
**Long** – 73 vs. Detroit, 11/4/12  
*Playoffs – 59 vs. San Francisco, 1/16/22*

**ANGER'S CAREER GAME-BY-GAME PUNTING**

2012 (Jacksonville)										
Game	No	Yds	Avg	TB	In			Opp		
					20	Lg	Blk	Yds	Net	
L-@ Min 9/9	4	214	53.7	1	1	57	0	22	43.0	
L-Hou 9/16	9	470	52.2	0	3	60	0	77	43.7	
W-@ Ind 9/23	6	321	53.5	1	1	66	0	29	45.3	
L-Cin 9/30	6	295	49.2	1	0	61	0	33	40.3	
L-Chi 10/7	6	291	48.5	0	2	65	0	8	47.2	
L-@ Oak 10/21	9	379	42.1	1	2	55	0	6	39.2	
L-@ GB 10/28	5	203	40.6	1	0	57	1	0	30.5	
L-Det 11/4	4	202	50.5	0	3	73	0	0	50.5	
L-Ind 11/8	5	236	47.2	0	1	57	0	12	44.8	
L-@ Hou 11/18	5	242	48.4	0	1	62	0	76	33.2	
W-Ten 11/25	5	235	47.0	0	4	65	0	0	47.0	
L-@ Buf 12/2	5	208	41.6	0	3	52	0	12	39.2	
L-NYJ 12/9	8	363	45.4	0	5	55	0	18	43.1	
L-@ Mia 12/16	5	237	47.4	0	2	53	0	0	47.4	
L-NE 12/23	4	225	56.3	0	2	65	0	42	45.8	
L-@ Ten 12/30	5	232	46.4	0	1	54	0	160	14.4	
<b>Totals</b>	<b>91</b>	<b>4,353</b>	<b>47.8</b>	<b>5</b>	<b>31</b>	<b>73</b>	<b>1</b>	<b>495</b>	<b>40.8</b>	

2013 (Jacksonville)										
Game	No	Yds	Avg	TB	In			Opp		
					20	Lg	Blk	Yds	Net	
L-KC 9/8	11	556	50.5	1	2	58	0	80	41.5	
L-@ Oak 9/15	8	349	43.6	0	3	57	0	33	39.5	
L-@ Sea 9/22	7	299	42.7	0	2	48	0	33	38.0	
L-Ind 9/29	6	290	48.3	0	1	61	0	19	45.2	
L-@ StL 10/6	5	241	48.2	0	1	54	0	15	45.2	
L-@ Den 10/13	3	135	45.0	0	2	48	1	1	44.7	
L-SD 10/20	3	150	50.0	1	1	54	0	11	39.7	
L-SF 10/27	4	178	44.5	1	0	51	0	4	38.5	
W-@ Ten 11/10	7	304	43.4	1	3	53	0	15	38.4	
L-Ari 11/27	8	382	47.8	0	2	58	0	22	45.0	
W-@ Hou 11/24	6	259	43.2	2	6	59	0	19	33.3	
W-@ Cle 12/01	7	306	43.7	1	4	58	0	49	33.9	
W-Hou 12/5	8	341	42.6	1	1	57	0	21	37.5	
L-Buf 12/15	3	136	45.3	0	1	48	0	4	44.0	
L-Ten 12/22	4	182	45.5	0	2	56	0	-1	45.8	
L-@ Ind 12/29	5	230	46.0	0	0	49	0	5	45.0	
<b>Totals</b>	<b>95</b>	<b>4,338</b>	<b>45.7</b>	<b>8</b>	<b>31</b>	<b>61</b>	<b>0</b>	<b>330</b>	<b>40.5</b>	

2014 (Jacksonville)										
Game	No	Yds	Avg	TB	In			Opp		
					20	Lg	Blk	Yds	Net	
L-@ Phi 9/7	8	372	46.5	0	2	61	0	62	38.8	
L-@ Was 9/14	8	383	47.9	0	2	55	0	59	40.5	
L-Ind 9/21	5	232	46.4	1	1	61	0	0	42.4	
L-@ SD 9/28	2	111	55.5	1	0	63	0	2	44.5	
L-Pit 10/5	5	225	45.0	0	1	47	0	20	41.0	
L-@ Ten 10/12	6	286	47.7	1	1	64	0	16	41.7	
W-Cle 10/19	8	345	43.1	2	3	56	0	6	37.4	
L-Mia 10/26	4	187	46.8	0	2	54	0	10	44.3	
L-@ Cin 11/2	6	250	41.7	0	1	51	1	60	27.1	
L-Dal 11/9	6	283	47.2	1	0	60	0	24	39.8	
L-@ Ind 11/23	7	346	49.4	0	3	64	0	48	42.6	
W-NYG 11/30	7	367	52.4	0	2	66	0	48	45.6	
L-Hou 12/7	4	193	48.3	1	2	57	0	21	38.0	
L-@ Bal 12/14	5	267	53.4	1	1	69	1	49	33.0	
W-Ten 12/18	7	321	45.9	1	1	61	0	27	39.1	
L-@ Hou 12/28	6	296	49.3	1	2	61	0	12	44.0	
<b>Totals</b>	<b>94</b>	<b>4,464</b>	<b>47.5</b>	<b>10</b>	<b>25</b>	<b>69</b>	<b>2</b>	<b>464</b>	<b>39.6</b>	

2015 (Jacksonville)										
Game	No	Yds	Avg	TB	In			Opp		
					20	Lg	Blk	Yds	Net	
L-Car 9/13	5	231	46.2	0	2	56	0	46	37.0	
W-Mia 9/20	7	317	45.3	1	1	56	0	25	38.9	
L-@ NE 9/27	4	195	48.8	0	1	57	0	26	42.3	
L-@ Ind 10/4	8	307	38.4	0	5	47	0	16	36.4	
L-@ TB 10/11	4	221	55.3	0	1	63	0	85	34.0	
L-Hou 10/18	5	234	46.8	1	2	55	0	25	37.8	
W-Buf 10/25	6	269	44.8	0	0	56	0	37	38.7	
L-@ NYJ 11/8	5	203	40.6	0	3	50	0	42	32.2	
W-@ Bal 11/15	7	364	52.0	1	0	56	0	54	41.4	
W-Ten 11/19	4	192	48.0	0	3	59	0	15	44.3	
L-SD 11/29	3	124	41.3	0	1	51	0	33	30.3	
L-@ Ten 12/6	3	160	53.3	1	0	58	0	11	43.0	
W-Ind 12/13	5	228	45.6	0	1	53	0	7	44.2	
L-Atl 12/27	6	254	42.3	0	2	60	0	21	38.8	
L-@ NO 12/27	3	150	50.0	0	2	53	0	1	49.7	
L-@ Hou 1/3/16	5	251	50.2	0	3	60	0	18	46.6	
<b>Totals</b>	<b>80</b>	<b>3,700</b>	<b>46.3</b>	<b>4</b>	<b>26</b>	<b>63</b>	<b>0</b>	<b>462</b>	<b>39.5</b>	

2016 (Tampa Bay)										
Game	No	Yds	Avg	TB	In			Opp		
					20	Lg	Blk	Yds	Net	
W-@ Atl 9/11	5	247	49.4	0	2	57	0	22	45.0	
L-@ Ari 9/18	6	282	47.0	1	3	59	0	7	42.5	
L-LA 9/25	4	191	47.8	0	1	55	0	12	44.8	
L-Den 10/2	7	326	46.6	1	3	59	0	12	42.0	
W-@ Car 10/10	5	225	45.0	0	2	51	0	6	43.8	
W-@ SF 10/23	3	117	39.0	0	2	42	0	0	39.0	
L-Oak 10/30	8	384	48.0	1	3	55	0	33	41.4	
L-Atl 11/3	3	143	47.7	0	3	53	0	1	47.3	
W-Chi 11/13	5	214	42.8	0	2	54	0	-3	43.4	
W-@ KC 11/20	2	80	40.0	1	0	44	0	20	20.0	
W-Sea 11/27	4	160	40.0	0	4	56	0	0	40.0	
W-@ SD 12/4	2	108	54.0	0	1	54	0	12	48.0	
W-NO 12/11	4	185	46.3	1	2	57	0	6	39.8	
L-@ Dal 12/18	4	171	42.8	0	1	53	0	0	42.8	
L-@ NO 12/24	3	153	51.0	0	3	55	0	0	51.0	
W-Car 1/1/17	5	229	45.8	0	5	53	0	0	45.8	
<b>Totals</b>	<b>70</b>	<b>3,215</b>	<b>45.9</b>	<b>5</b>	<b>37</b>	<b>59</b>	<b>0</b>	<b>128</b>	<b>42.7</b>	

2017 (Tampa Bay)										
Game	No	Yds	Avg	TB	In			Opp		
					20	Lg	Blk	Yds	Net	
W-Chi	3	146	48.7	0	1	54	0	10	45.3	
L-@ Min	4	163	40.8	0	0	47	0	0	40.8	
W-NYG	4	199	49.8	0	2	62	0	0	49.8	
L-NE	6	271	45.2	0	3	57	0	51	36.7	
L-@ Ari	4	154	38.5	0	3	45	0	0	38.5	
L-@ Buf	2	77	38.5	2	0	40	0	0	18.5	
L-Car	6	274	45.7	0	3	56	0	22	42.0	
L-@ NO	6	239	39.8	0	3	48	0	-5	34.9	
W-NYJ	6	260	43.3	2	1	59	1	-2	37.0	
W-@ Mia	6	249	41.5	0	2	62	0	20	38.2	
L-@ Atl	3	160	53.3	0	0	59	0	26	44.7	
L-@ GB	5	176	35.2	0	2	52	0	2	34.8	
L-Det	3	148	49.3	0	0	56	0	16	44.0	
L-Atl	4	191	47.8	1	2	57	0	17	38.5	
L-@ Car	1	50	50.0	0	0	50	0	3	47.0	
L-WNO	2	100	50.0	0	2	54	0	-7	53.5	
<b>Totals</b>	<b>65</b>	<b>2,857</b>	<b>44.0</b>	<b>5</b>	<b>24</b>	<b>62</b>	<b>1</b>	<b>153</b>	<b>39.5</b>	

**2018 (Tampa Bay)**

Game	No	Yds	Avg	TB	In		Opp		Net
					20	Lg	Blk	Yds	
W-@ NO 9/9	1	42	42.0	0	0	42	0	0	42.0
W-Phi 9/16	6	260	43.3	0	2	53	0	13	41.2
L-Pit 9/24	3	126	42.0	0	1	64	0	16	36.7
L-@ Chi 9/30	5	214	42.8	0	1	51	0	14	40.0
L-@ Atl 10/14	2	81	40.5	0	1	44	0	14	33.5
W-Cle 10/21	4	187	46.8	1	1	55	0	46	30.3
L-@ Cin 10/28	3	149	49.7	0	0	61	0	29	40.0
L-@ Car 11/4	5	231	46.2	0	2	52	0	12	43.8
L-Was 11/11	1	44	44.0	1	0	44	0	0	24.0
L-@ NYG 11/18	1	44	44.0	0	0	44	0	5	39.0
W-SF 11/25	5	230	46.0	0	2	56	0	6	44.8
W-Car 12/2	6	267	44.5	1	2	55	0	6	40.2
L-NO 12/9	5	225	45.0	0	1	62	1	29	32.7
L-@ Bal 12/16	4	163	40.8	1	1	48	0	0	35.8
L-@ Dal 12/23	2	102	51.0	0	0	57	0	13	44.5
L-Atl 12/30	4	202	50.5	0	1	59	0	28	43.5
<b>Totals</b>	<b>57</b>	<b>2,567</b>	<b>45.0</b>	<b>4</b>	<b>15</b>	<b>64</b>	<b>1</b>	<b>231</b>	<b>38.9</b>

**2019 (Houston)**

Game	No	Yds	Avg	TB	In		Opp		Net
					20	Lg	Blk	Yds	
L-@ NO 9/9									
W-Jac 9/15									
SIGNED 9/17									
W-@ LAC 9/22	4	180	45.0	0	3	55	0	-1	45.3
L-Car 9/29	5	257	51.4	0	3	71	0	0	51.4
W-Atl 10/6	1	35	35.0	0	0	35	0	0	35.0
W-@ KC 10/13									
L-@ Ind 10/20	2	89	44.5	1	0	51	0	0	34.5
W-Oak 10/27	4	207	51.8	1	1	63	0	3	46.0
W-@ Jac 11/3	3	136	45.3	0	1	53	0	8	42.7
L-@ Bal 11/17	3	112	37.3	0	1	41	0	4	36.0
W-Ind 11/21	2	94	47.0	0	1	57	0	0	47.0
W-NE 12/1	5	236	47.2	0	3	56	0	6	46.0
L-Den 12/8	2	74	37.0	0	1	41	0	2	36.0
W-@ Ten 12/15	4	185	46.3	0	3	60	0	19	41.5
W-@ TB 12/21	5	241	48.2	0	3	55	0	3	47.6
L-Ten 12/29	5	248	49.6	0	3	58	0	9	47.8
<b>Totals</b>	<b>45</b>	<b>2,094</b>	<b>46.5</b>	<b>2</b>	<b>24</b>	<b>71</b>	<b>0</b>	<b>53</b>	<b>44.5</b>

**Playoffs**

W-Buf 1/4/20	5	216	43.2	0	3	56	0	8	41.6
L-@ KC 1/12/20	3	137	45.7	0	2	50	0	1	45.3
<b>Totals</b>	<b>8</b>	<b>353</b>	<b>44.1</b>	<b>0</b>	<b>5</b>	<b>56</b>	<b>0</b>	<b>9</b>	<b>43.0</b>

**2020 (Houston)**

Game	No	Yds	Avg	TB	In		Opp		Net
					20	Lg	Blk	Yds	
L-@ KC 9/10	3	123	41.0	0	2	42	0	0	41.0
L-Bal 9/20	3	140	46.7	0	2	57	0	8	44.0
L-@ Pit 9/27	6	291	48.5	0	1	58	0	25	44.3
L-Min 10/4	4	201	50.3	1	0	59	0	6	43.8
W-Jac 10/11	1	33	33.0	1	1	33	0	0	33.0
L-@ Ten 10/18	4	209	52.3	1	1	56	0	20	42.3
L-GB 10/25	4	205	51.3	1	2	67	0	6	44.8
W-@ Jac 11/8	5	223	44.6	1	3	61	0	3	40.0
L-@ Cle 11/15	3	168	56.0	0	0	64	0	11	45.7
W-NE 11/22	4	161	40.3	0	1	44	0	3	39.5
W-@ Det 11/26	3	117	39.0	0	1	41	0	0	39.0

**2020 (Houston), cont.**

Game	No	Yds	Avg	TB	In		Opp		Net
					20	Lg	Blk	Yds	
L-Ind 12/6	3	145	48.3	0	0	54	0	22	41.0
L-@ Chi 12/13	4	172	43.0	0	0	50	0	4	42.0
L-@ Ind 12/20	2	95	47.5	0	2	57	0	13	41.0
L-Cin 12/27	4	180	45.0	1	2	51	0	7	38.3
L-Ten 1/3/21	1	42	42.0	0	1	42	0	0	42.0
<b>Totals</b>	<b>54</b>	<b>2,505</b>	<b>46.4</b>	<b>6</b>	<b>19</b>	<b>67</b>	<b>0</b>	<b>128</b>	<b>41.8</b>

**2021 (Dallas)**

Game	No	Yds	Avg	TB	In		Opp		Net
					20	Lg	Blk	Yds	
L-@ TB 9/9	3	147	49.0	0	1	62	0	21	42.0
W-@ LAC 9/19	1	44	44.0	0	1	44	0	6	38.0
W-Phi 9/27	4	202	50.5	0	2	57	0	-2	51.0
W-Car 10/3	4	190	47.5	1	2	63	0	0	42.5
W-NYG 10/10	1	61	61.0	0	1	61	0	7	54.0
W-@ NE 10/17	1	51	51.0	0	0	51	0	23	28.0
W-@ Min 10/31	4	181	45.3	0	1	54	0	7	43.5
L-Den 11/7	4	194	48.5	2	1	55	0	1	38.3
W-Atl 11/14	4	190	47.5	0	0	60	0	11	44.8
L-@ KC 11/21	6	280	46.7	0	3	53	0	9	45.5
L-LV 11/25	7	385	55.0	0	2	60	0	34	50.1
W-@ NO 12/2	7	337	48.1	0	2	60	0	37	42.9
W-@ Was 12/12	6	268	44.7	1	1	59	0	0	41.3
W-@ NYG 12/19	4	160	40.0	0	4	50	0	0	40.0
W-Was 12/26	4	214	53.5	0	1	62	0	14	50.0
L-Ari 1/2/22	4	195	48.8	0	2	57	0	-5	50.0
W-@ Phi 1/8/22	1	44	44.0	0	0	44	0	0	44.0
<b>Totals</b>	<b>65</b>	<b>3,143</b>	<b>48.4</b>	<b>4</b>	<b>24</b>	<b>63</b>	<b>0</b>	<b>163</b>	<b>44.6</b>

**Playoffs**

L-SF 1/16/22	5	268	53.6	0	3	59	0	11	51.4
--------------	---	-----	------	---	---	----	---	----	------

**2022 (Dallas)**

Game	No	Yds	Avg	TB	In		Opp		Net
					20	Lg	Blk	Yds	
L-TB 9/11	5	254	50.8	0	2	58	0	28	45.2
W-Cin 9/18	5	217	43.4	0	4	51	0	20	39.4
W-@ NYG 9/26	4	178	44.5	1	2	54	0	1	39.3
W-Was 10/2	6	256	42.7	0	2	58	0	8	41.3
W-@ LAR 10/9	6	288	48.0	1	3	67	0	19	41.5
L-@ Phi 10/16	2	119	59.5	1	0	60	0	14	42.5
W-Det 10/23	5	243	48.6	1	0	56	0	13	42.0
W-Chi 10/30	2	142	71.0	1	0	83	0	9	56.5
L-@ GB 11/13	5	246	49.2	0	3	58	0	32	42.8
W-@ Min, 11/20	2	101	50.5	0	2	53	0	3	49.0
W-NYG 11/24	1	51	51.0	0	0	51	0	3	48.0
W-Ind 12/4	4	198	49.5	1	1	60	0	4	43.5
W-Hou 12/11	3	157	52.3	0	0	62	0	36	40.3
L-@ Jac 12/18	4	185	46.3	0	2	52	0	13	43.0
W-Phi 12/24	1	57	57.0	0	0	57	0	0	57.0
W-@ Ten 12/29	3	121	40.3	0	3	42	0	0	40.3
L-@ Was 1/8/23	10	478	47.8	0	3	59	0	55	42.3
<b>Totals</b>	<b>68</b>	<b>3,291</b>	<b>48.4</b>	<b>6</b>	<b>27</b>	<b>83</b>	<b>0</b>	<b>258</b>	<b>42.8</b>

**Playoffs**

W-@ TB 1/16/23	4	189	47.3	0	1	52	0	34	38.8
L-@ SF 1/22/23	4	187	46.8	0	3	56	0	17	42.5
<b>Totals</b>	<b>8</b>	<b>376</b>	<b>47.0</b>	<b>0</b>	<b>4</b>	<b>56</b>	<b>0</b>	<b>51</b>	<b>40.6</b>

# DORANCE ARMSTRONG (DOOR-intz)

## 92 • Defensive End

6-3 • 270 • 6/10/97

Kansas • D4a-18 (116th overall)

NFL: 6th Year • Cowboys: 6th Year

Games/Starts: 2022-17/5; Career-76/13

Postseason: 2022-2/0; Career-3/0



**PRO:** The Dallas Cowboys drafted Dorance Armstrong in the fourth round (116th overall) of the 2018 NFL Draft in the hopes that his combination of athleticism and relentless motor translated to the pro game. Through his first five NFL seasons, Armstrong saw quality time as a reserve and steadily improved. After playing in 59 games with eight starts in his first four career seasons, Armstrong signed a two-year contract with Dallas in 2022, and he put forth his best year-to-date with career-highs in sacks (8.5) and pressures (25) while playing in all 17 games.

### TRANSACTION SUMMARY:

**3/17/22:** Signed a two-year contract with Dallas through 2023.**4/28/18:** Drafted in the fourth round (116th overall) by Dallas.

### 2022:

- Played in all 17 games with five starts and posted career highs in sacks (8.5, second on the team) and pressures (25, fourth). Also recorded two tackles for loss, two fumble recoveries and blocked two kicks.
- Recorded 2.0 sacks against Cincinnati (9/18) as part of a defensive unit that sacked Joe Burrow six times.
- Had a sack in back-to-back games at the LA Rams (10/9) and at Philadelphia (10/16), and then again with 2.0 sacks at Minnesota (11/20) and one against the N.Y. Giants (11/24).
- Blocked a field goal attempt at the N.Y. Giants (9/26) and blocked a punt at the LA Rams (10/9), the only two blocked kicks of the year for Dallas. He is one-of-six players in franchise history with multiple blocked punts in his career and the first since Isaac Holt (1989-92).
- Selected as a team captain against Chicago (10/30) and recorded two tackles and a pressure.
- Played in both postseason contests, recording two tackles and three pressures at Tampa Bay (1/16/23) in the Wild Card Game and then three tackles at San Francisco (1/22/23) in the Divisional Round.

### 2021:

- Played in 13 games with five starts and posted career highs in tackles (37), sacks (5.0, third on the team) and pressures (22, fourth). Also tied his career-high with two breakups and had a fumble recovery he returned 37 yards for his first career touchdown.
- Selected as a team captain for the Week 2 win at the LA Chargers (9/19), starting the game in place of DeMarcus Lawrence (foot), and had a tackle with a hurry.
- Inactive/injured (ankle) for four games and returned at Minnesota (10/31), adding three tackles and two hurries.
- In a start against Atlanta (11/14) in place of Randy Gregory (calf), blocked his first career punt while also logging a sack (along with three tackles and three hurries) to become the first player in the league with a sack and blocked punt in a game since Tarell Basham (as a N.Y. Jet) did it in 2019 at Baltimore (12/12).
- At Kansas City (11/21) logged a sack for the second consecutive game - his first career sack streak.
- Had a career-best six tackles and recovered a fumble that he returned 37 yards for his first career touchdown in the game at Washington (12/12), then logged two tackles, a pressure and a half sack at the N.Y. Giants (12/19).
- Logged a sack stat in his third straight outing, posting a sack along with four tackles, two pressures and a breakup against Arizona (1/2/22).
- Made his postseason debut in the Wild Card game against San Francisco (1/16/22) and had one tackle, one stop for a loss, one hurry and a pass breakup.

### 2020:

- Played in all 16 games for the first time in his short career and started two contests, posting 33 tackles, one for a loss, nine pressures, two breakups and two fumble recoveries.
- Added three tackles, a forced fumble and a fumble recovery on special teams coverage units.
- Logged his first start of the season, finishing with a tackle and a hurry against the N.Y. Giants (10/1).
- Selected as the special teams captain for the game against Cleveland (10/4).
- Recovered his first career fumble, adding a tackle on both defense and special teams at Philadelphia (11/1).
- Posted a career-best five tackles at Minnesota (11/22), then had three tackles on defense along with one tackle, a forced fumble and a recovered fumble on special teams against San Francisco (12/20).

### 2019:

- Played in 15 games for the second straight season and notched 16 tackles, two sacks, nine pressures and a forced fumble as a reserve defensive lineman. Also nabbed two tackles on special teams.
- Logged the first full sack of his career in the game against Green Bay (10/6), then had his first career forced fumble that was recovered by Jourdan Lewis and returned for a touchdown at the N.Y. Giants (11/4).
- Notched a career-best five tackles in the win at Minnesota (11/22).

### 2018:

- Played in 15 games with one start to log 15 tackles, a half sack, one tackle for a loss and six hurries as a rookie.
- Made his NFL debut as a reserve lineman and notched two tackles in the opener at Carolina (9/9), then made the first start of his career against Jacksonville (10/14) and had two tackles.
- Had his first sack stat, splitting one with Caraun Reid, against Tennessee (11/5).
- Was inactive for both of the club's playoff contests.

### COLLEGE:

- Kansas football's first-ever Preseason Big 12 Defensive Player of the Year and unanimous All-Big 12 first-team honoree as a junior, starting all 12 games and ranked third on the team with 63 total tackles, nine tackles for loss and 1.5 sacks. Also had seven hurries, four pass breakups, three forced fumbles and one fumble recovery.
- A consensus Big 12 Conference first-team honoree, tallying 10.0 sacks, finishing fifth with 56 stops, 20 tackles for loss, five quarterback hurries, three forced fumbles and two fumbles recovered in his sophomore season.

- Saw action in all 12 games his freshman season, starting five straight contests to end the year, and totaled 23 tackles, five tackles for loss, 3.5 sacks, as well as four pass breakups.

**PERSONAL:**

- Closed his prep career as a first-team all-district selection at defensive end for North Shore High School in Houston, Texas.
- Majored in liberal arts and sciences.

**COMMUNITY:**

- 2018 Rookie Club presented by Essilor USA.
- 2018-19 Dallas Cowboys U High School Camp.
- 2019 Dallas Cowboys Draft Day/Fan Appreciation Party.
- 2019, 2022 NFL My Cause My Cleats Campaign.
- Annual Team Holiday Hospital Visits.
- Kick Off Luncheon and Dallas Cowboys Family Cookbook benefiting Happy Hill Farm.
- Make-A-Wish Foundation of North Texas.
- Salvation Army Angel Tree Christmas Program.

**ARMSTRONG'S COWBOYS TOTALS**


Year Team	GP-GS	DEFENSE										INTERCEPTIONS					FUMBLES REC				
		ST	AT	TT	Sks-Yds	Tkl/Ls	QB Prs	PBU	FF	No	Yds	Avg	Lg	TD	No	Yds	Avg	Lg	TD		
2018 Dallas.....	15-1	6	9	15	0.5(-1)	1(-2)	6	0	0	0	0	0	0	0	0	0	0	0	0	0	
2019 Dallas.....	15-0	10	6	16	2.0(-24)	0(0)	9	0	1	0	0	0	0	0	0	0	0	0	0	0	
2020 Dallas.....	16-2	26	7	33	0.0(0)	1(-2)	8	2	1	0	0	0	0	0	2	0	0	0	0	0	
2021 Dallas.....	13-5	23	14	37	5.0(-33)	0(0)	22	2	0	0	0	0	0	0	1	37	37.0	37	1	0	
2022 Dallas.....	17-5	15	13	28	8.5(-55)	2(-6)	25	0	1	0	0	0	0	0	2	1	0.5	1	0	0	
<b>Totals.....</b>	<b>76-13</b>	<b>80</b>	<b>49</b>	<b>129</b>	<b>16.0(-113)</b>	<b>4(-10)</b>	<b>70</b>	<b>4</b>	<b>3</b>	<b>0</b>	<b>0</b>	<b>0.0</b>	<b>0</b>	<b>0</b>	<b>5</b>	<b>38</b>	<b>7.6</b>	<b>37</b>	<b>1</b>	<b>0</b>	
<b>Playoffs</b>																					
2018 Dallas.....	0-0	0	0	0	0.0(0)	0(0)	0	0	0	0	0	0	0	0	0	0	0.0	0	0	0	
2021 Dallas.....	1-0	1	0	1	0.0(0)	1(-11)	1	1	0	0	0	0.0	0	0	0	0	0.0	0	0	0	
2022 Dallas.....	2-0	4	1	5	0.0(0)	0(0)	3	0	0	0	0	0.0	0	0	0	0	0.0	0	0	0	
<b>Totals.....</b>	<b>3-0</b>	<b>5</b>	<b>1</b>	<b>6</b>	<b>0.0(0)</b>	<b>1(-11)</b>	<b>4</b>	<b>1</b>	<b>0</b>	<b>0</b>	<b>0</b>	<b>0.0</b>	<b>0</b>	<b>0</b>	<b>0</b>	<b>0</b>	<b>0.0</b>	<b>0</b>	<b>0</b>	<b>0</b>	

**ADDITIONAL STATISTICS**

Special Teams Tackles – 2019 (1-1-2), 2020 (3-0-3, 1 FF, 1 FR), 2021 (1-0-1, 1 BP). Totals: 5-1-6, 1 FF, 1 FR, 1 BP.

**JOSH BALL**  
**75 • Tackle**

6-8 • 320 • 5/15/98  
 Marshall • D4b-21 (138th overall)  
 NFL: 3rd Year • Cowboys: 3rd Year  
 Games/Starts: 2022-13/0; Career-13/0  
 Postseason: 2022-2/0; Career-2/0



**PRO:** The Dallas Cowboys added depth to their offensive line with the selection of offensive tackle Josh Ball out of Marshall in the fourth round (138th overall) of the 2021 NFL Draft. As a rookie in Dallas, Ball suffered an ankle injury in training camp and spent the entire season on Reserve/Injured. He played in 13 games as a backup lineman in 2022, seeing most of his action on special teams.

**TRANSACTION SUMMARY:**

- 12/22/21:** Designated for return.
- 9/2/21:** Placed on Reserve/Injured with an ankle injury.
- 5/1/21:** Drafted in the fourth round (138th overall) by Dallas.

- 2022:** Played in 13 games as a backup lineman in 2022, seeing most of his action on special teams units.
- 2021:** Injured his ankle in training camp and spent the season on Reserve/Injured.
- Landed on the Reserve/Injured list after the final cut date, making him eligible to return, with an ankle injury suffered in a training camp practice.
- Returned to practice on Dec. 22 and finished the season on the Reserve/Designated for Return list.
- COLLEGE:** Started all eight games played, with seven starts at right tackle and one at left tackle, in his final collegiate season at Marshall and helped block for an offense that average 28.5 points-per-game, 391.3 total net yards of offense per-game, including 178.4 yards-per-game on the ground.
- In his first season with the Thundering Herd in 2019, made an immediate impact on the offensive line while seeing action in all 13 games, including one start.

- Played in 12 games as Butler Junior College's starting left tackle as a redshirt sophomore.
- After beginning the season as a reserve at Florida State in 2017, started the last nine games at left tackle while playing in 13 contests overall as a redshirt freshman.
- Redshirted as a true freshman in 2016.

**PERSONAL:**

- A consensus four-star recruit out of Stafford High School in Fredericksburg, Va. and the top offensive line prospect in the state.
- Played for Team East in the U.S. Army All-American Bowl.
- Collected American Family Insurance Virginia all-state first-team honors and all-conference accolades.
- Earned his degree in health science from Marshall.

**COMMUNITY:**

- WrestleMania 38 Special Olympics Camp.
- American Cancer Society Gene and Jerry Jones Family Hope Lodge Dallas Starbot Visits.
- Annual Team Holiday Hospital Visits.
- 2022 NFL My Cause My Cleats Campaign.
- 2022 Prison Fellowship Camp.
- Make-A-Wish Foundation of North Texas.
- Frisco Fire House Visit.

**BALL'S COWBOYS TOTALS**

**GAMES/STARTS** (regular season, playoffs): 2021 (0/0-IR, 0/0-IR), 2022 (13/0, 2/0). **Totals (13/0, 2/0).**

## MARKQUESE BELL

(mar-KEESE)

**Safety**


6-2 • 218 • 1/6/99

Florida A&M • UDFA-'22

NFL: 2nd Year • Cowboys: 2nd Year

Games/Starts: 2022-5/0; Career-5/0

Postseason: 2022-0/0; Career-0/0



**PRO:** The Dallas Cowboys signed Markquese Bell as an undrafted free agent following the 2022 NFL Draft. Bell joined Dallas after a collegiate career at Florida A&M and saw action in five games during his rookie campaign, registering one tackle on defense.

**TRANSACTION SUMMARY:**

**5/12/22:** Signed with Dallas as a rookie free agent.

**2022:**

- Was part of the active roster for all 17 games, seeing action in five, inactive for 12, and recorded one tackle on defense.

**COLLEGE:**

- Finished his Florida A&M career with 156 tackles, 10.5 tackles for loss, 10 pass breakups, six interceptions, six forced fumbles and 2.0 sacks in two seasons (2021, 2019).
- In 2021 was named to the All-SWAC first-team and FCS first-team All-American after leading the defense with 95 tackles, 6.5 tackles for loss, 2.0 sacks, one interception, one pass breakup and five forced fumbles while playing in 12 games.
- Did not play in 2020 as FAMU chose not to play football in the fall due to the COVID-19 pandemic.
- Topped 61 tackles, five tackles for loss, a team-leading five interceptions and nine pass breakups along with two forced fumbles in 11 games in 2019.
- Attended Coffeyville Community College in 2018 where he logged 52 tackles and two interceptions.
- Began his collegiate career at Maryland but was suspended for code of conduct violations and left the program.

**PERSONAL:**

- Attended Bridgeton, N.J., High School, where he was a two-time second-team all-state selection and the 2015 *South Jersey Times* Offensive Player of the Year.
- Totaled 76 tackles, two interceptions, three pass breakups and forced a fumble on defense and ran for 885 yards and seven touchdowns as a quarterback as a senior.
- Played in the Under Armour All-American Game.
- Majored in interdisciplinary studies at FAMU.

**COMMUNITY:**

- 2022 Reliant Home Run Derby benefiting the Salvation Army.
- Play 60 Week events.
- 2022 Dallas Cowboys Draft Day/Fan Appreciation Party.
- 2022 Rookie Club presented by Blockchain.com.
- 2022 Early Thanksgiving at The Salvation Army.
- Annual Team Holiday Hospital Visits.
- Make-A-Wish Foundation of North Texas.
- Hispanic Heritage outreach.

## BELL'S COWBOYS TOTALS

Year Team	GP-GS	DEFENSE								INTERCEPTIONS					FUMBLES REC				
		ST	AT	TT	Sks- Yds	Tk/ Ls	QB Prs	PBU	FF	No	Yds	Avg	Lg	TD	No	Yds	Avg	Lg	TD
2022 Dallas.....	5-0	1	0	1	0.0(0)	0(0)	0	0	0	0	0	0	0	0	0	0	0.0	0	0
<b>Playoffs</b> 2022 Dallas.....	0-0	0	0	0	0.0(0)	0(0)	0	0	0	0	0	0	0	0	0	0	0.0	0	0



**MISSION:** The Bell Cares mission is to improve the lives of impoverished citizens through self, economic, community and cultural awareness, including tutoring, mentoring and counseling students, health insurance coverage seminars; nutritional workshops; drug, alcohol and disease awareness; obesity & conditioning camp and community football camps.

## TYLER BIADASZ (bee-AH-dish)

### 63 • Center


6-4 • 316 • 11/20/97

Wisconsin • D4b-20 (146th overall)

NFL: 4th Year • Cowboys: 4th Year

Games/Starts: 2022-16/16; Career-45/37

Postseason: 2022-2/2; Career-3/3



**PRO:** With sustained success at center for the better part of seven years - and the retirement announcement by Pro Bowler Travis Frederick - the Dallas Cowboys tabbed the best center in the country when they traded up to get back in the fourth round of the 2020 NFL Draft to select Tyler Biadasz. Biadasz, like his predecessor Frederick, hails from Wisconsin and played for the Badgers. As a rookie, Biadasz began the season as a reserve lineman, seeing time on special teams, but was forced into a starting role after Joe Looney injured his knee and started four games in 2020. Biadasz took over the starting role in 2021, and he started all 17 games and Dallas' lone playoff contest. He continued his starting role in 2022, starting 16 games - missing one with injury - and both playoff contests, earning his first Pro Bowl berth as an alternate.



#### TRANSACTION SUMMARY:

**11/21/20:** Placed on Reserve/Injured with a hamstring injury and activated (12/12).

**4/25/20:** Drafted in the fourth round (146th overall) by Dallas.

#### 2022:

- Started 16 games and both playoff contests at center, anchoring a line that paved the way for the number four scoring offense (27.5 points-per-game), ninth ranked rushing attack (135.2 yards-per-game) and allowed a sack on only 4.6% of dropbacks (fifth) to earn his first career Pro Bowl selection.
- Blocked for an offense that posted a four-game streak of 400-yard games (against Chicago, 10/30; at Green Bay, 11/13; at Minnesota, 11/20 and against the N.Y. Giants, 11/24), including a season-best 458 yards at the Vikings.
- Selected as the team captain at Green Bay (11/13) and paved the way for 421 yards of offense with 159 yards on the ground.
- The offense rushed for a season-high 220 yards with a 6.5 yard-per-carry average behind Tony Pollard's 91-yard effort against Indianapolis (12/4), scoring a season-best 54 points.

#### 2021:

- Started all 17 games and Dallas' lone playoff contest at center, anchoring a line that paved the way for the number one offense in yards-per-game (407.0) and points-per-game (31.2).
- Blocked for a 400-yard passer and a pair of 100-yard receivers (the ninth occurrence in team history) in the opener at Tampa Bay (9/9).
- The offense rushed for a season-high 245 yards with a 7.2 yard-per-carry average behind Elliott's 143-yard effort against Carolina (10/3).
- In the win against the N.Y. Giants (10/10), the offense rolled up 515 yards - 201 rushing and 314 passing - to mark the first time since 1983 the Cowboys had 200-plus rushing yards and 300-plus passing yards in a game.
- In totaling 567 yards at New England (10/17), the Cowboys compiled the most passing yards (445) against a Bill Belichick-coached team.
- Selected as the offensive captain for the game against Atlanta (11/14), where the offense dominated the day with 37 points, 431 net yards and a time of possession of 37:41.
- Saw action in his 25th career game, helping the offense to a 34:29 time of possession at Washington (12/12).
- Made his playoff debut starting the Wild Card Playoff game against San Francisco (1/16/22).

#### 2020:

- Played in 12 games with four starts, missing four on Reserve/Injured with a hamstring injury.
- Made his NFL debut seeing time on special teams and taking a couple of snaps at center in the season opener at the LA Rams (9/13).

- Stepped in for Looney (knee) on the second snap of the game and finished the game against Cleveland (10/4).
- Made his first career start in the game against the N.Y. Giants (10/11), in place of Looney (IR-knee), and helped the offense to 400-plus yards and 30-plus points for the fourth straight game to tie the club's longest streak. Protected Andy Dalton, who stepped in for Dak Prescott (ankle), to throw for 111 yards on nine-of-11 passes.
- Started four straight games before injuring his hamstring prior to the start of the game against Pittsburgh (11/8), placed on Reserve/Injured (11/21) and missed four games.
- Returned at Cincinnati (12/13), finishing the season as a reserve, playing mainly on special teams.

**COLLEGE:**

- Was the first Rimington Trophy winner in school history and the second unanimous first-team All-American, also earning first-team All-Big Ten (consensus) and Academic All-Big Ten honors as a junior.
- Played all 41 career games with two-time Doak Walker Award winner Jonathan Taylor, helping Taylor become the first player in FBS history to rush for 6,000 yards in just three seasons.
- Started all 14 games at center as a junior and was named a team captain, helping the Badgers average 233.1 rushing yards-per-game and 5.3 yards-per-attempt. Allowed just one sack in 390 pass blocking snaps.
- Earned All-America and first-team All-Big Ten honors as a sophomore, starting all 13 games at center and keying a rushing attack that ranked first in the Big Ten and sixth nationally, averaging 273.4 yards-per-game.
- Freshman All-America and Academic All-Big Ten, starting all 14 games at center after redshirting in 2016, helping pave the way for Doak Walker finalist Taylor, who set the FBS freshman rushing record with 1,977 yards.

**PERSONAL:**

- Three-star prospect out of Amherst, Wisc., after earning first-team all-state and the 2015 Tim Krumrie Award as the state's most outstanding senior defensive lineman, posting 70 tackles, 7.0 sacks, five forced fumbles and an interception.
- Twice named first-team all-state on defense by Wisconsin Football Coaches Association while also a two-time honorable mention all-state by WFCOA as an offensive lineman.
- Finished his high school career with 232 tackles, 19.0 sacks, 11 forced fumbles and three total touchdowns. Also lettered in basketball and baseball.
- Majored in personal finance at Wisconsin.

**COMMUNITY:**


- 2020, 2022 NFL My Cause My Cleats Campaign.
- 2020 Rookie Club Salute to Service Week.
- Annual Team Holiday Hospital Visits.
- Fuel Up to Play 60 Dallas Cowboys VIP Experience at AOY Elementary School in El Paso, TX.
- 2022 Dallas Cowboys Draft Day/Fan Appreciation Party.
- Character Conversations with Character Playbook.
- Salute to Service week events.
- Make-A-Wish Foundation of North Texas.
- 2018 Rookie Club presented by Essilor USA.
- 2022 Early Thanksgiving at The Salvation Army.

**BIADASZ'S COWBOYS TOTALS**

GAMES/STARTS (regular season, playoffs): 2020 (12/4), 2021 (17/17, 1/1), 2022 (16/16, 2/2). Totals (45/37, 3/3).

**DARON BLAND** (duh-RON)  
26 • Cornerback

6-2 • 202 • 7/12/99  
Fresno State • D5b-'22 (167th overall)  
NFL: 2nd Year • Cowboys: 2nd Year  
Games/Starts: 2022-17/8; Career-17/8  
Postseason: 2022-2/2; Career-2/2



**PRO:** The Dallas Cowboys selected Daron Bland in the fifth round (167th overall) of the 2022 NFL Draft. The tall and athletic cornerback fits the size and traits that the Cowboys defense seeks in its defensive backs. Bland exceeded all expectations in his first pro season, playing significant time at both the nickel and boundary corner positions to the tune of eight starts in 17 games played with 56 tackles, a tackle for loss, seven pass breakups and a team-leading five interceptions. Bland's five interceptions were the most by a Cowboys rookie since Derek Ross and Roy Williams each had five in 2002. He enters his second season as a bona fide member of a Dallas secondary that has finished in the top-10 in interceptions each of the last two seasons.

**TRANSACTION SUMMARY:**

**4/30/22:** Drafted in the fifth round (167th overall) by Dallas.

**2022:**

- Appeared in all 17 games, starting eight, as a boundary and nickle corner, recording 56 tackles, a tackle for loss, two pressures, a team-best five interceptions and seven pass breakups.
- His five interceptions were the most by a Cowboys rookie since Derek Ross (five) and Roy Williams (five) in 2002.
- Recorded the first defensive stats of his NFL career, making four tackles and recording his first career interception against Washington (10/2).
- Earned the first start of his career at Green Bay (11/13), registering four tackles on defense and adding two special teams takedowns.



- Had a season-high eight tackles and two interceptions against Indianapolis (12/4), his first multi-pick game.
- Recorded interceptions in back-to-back games at Jacksonville (12/18) and against Philadelphia (12/24).
- Started both postseason contests, recording double-digit tackles in the Divisional Round at San Francisco (1/22/23) with 10, while adding a pass breakup.

**COLLEGE:**

- Appeared in all 13 games for Fresno State in 2021, starting the final nine as a senior transfer cornerback, and totaled 45 tackles - fifth on the team, second among all defensive backs and the leading cornerback tackler.
- Named first-team All-Big Sky as a junior defensive back at Sacramento State in 2019 and earned the team's Outstanding Defensive Back award after starting all 13 games at cornerback and finishing the year with 43 tackles, 6.5 tackles for loss, two interceptions, a pair of forced fumbles and eight pass breakups.
- Started all 10 games at cornerback as a sophomore in 2018 and recorded 44 total tackles, three tackles for loss, one interception and led the team with five pass breakups.
- Played in the final seven games of 2017 as a true freshman and posted five tackles.

**PERSONAL:**

- Attended Central Catholic High School in Modesto, Calif., where he was named second-team all-state medium school by Cal-Hi Sports as a senior after recording 44 tackles and two interceptions on defense and caught 24 passes for 571 yards and three touchdowns on offense.
- Was also the Valley Oak League Defensive Player of the Year and was named first-team all-district large school by *The Modesto Bee* and first-team all-area by BlackHatFootball.com.
- Played three seasons of varsity football and helped the Raiders to a Sac-Joaquin Section and California State championship as a sophomore.
- Also competed in track & field for Sacramento State where he qualified for the Big Sky Championships during the indoor and outdoor seasons and scored points for the team after placing sixth in the long jump with a personal best of 24-feet, 0.75-inches.
- Majored in kinesiology.

**COMMUNITY:**

- 2022 Reliant Home Run Derby benefiting the Salvation Army.
- Play 60 Week events.
- 2022 NFL My Cause My Cleats Campaign.
- 2022 Rookie Club presented by Blockchain.com.
- 2022 Early Thanksgiving at The Salvation Army.
- 2023 Dallas Cowboys Draft Day/Fan Appreciation Party.
- Annual Team Holiday Hospital Visits.
- Make-A-Wish Foundation of North Texas.
- Hispanic Heritage outreach.
- Read Across America Day.
- The Salvation Army Mentorship visits.

**BLAND'S COWBOYS TOTALS**

Year Team	GP-GS	DEFENSE								INTERCEPTIONS					FUMBLES REC				
		ST	AT	TT	Sks-Yds	Tk/Ls	QB Prs	PBU	FF	No	Yds	Avg	Lg	TD	No	Yds	Avg	Lg	TD
2022 Dallas	17-8	40	16	56	0.0(0)	1(-2)	2	7	0	5	19	3.8	15	0	0	0	0.0	0	0
<b>Playoffs</b>																			
2022 Dallas	2-2	10	7	17	0.0(0)	0(0)	0	1	0	0	0	0.0	0	0	0	0.0	0	0	0

**ADDITIONAL STATISTICS**

Special Teams Tackles – 2022 (2-0-2). Totals: 2-0-2.  
Playoffs – 2022 (1-0-1).

**SINGLE-GAME HIGHS**

Tackles – 8 vs. Indianapolis, 12/4/22  
Playoffs – 10 at San Francisco, 1/22/23  
Interceptions – 2 vs. Indianapolis, 12/4/22  
Pass Breakups – 2, twice, at Indianapolis, 12/4/22  
and at Jacksonville, 12/18/22

**BLAND'S CAREER GAME-BY-GAME**

Game	2022 (Dallas)								2022 (Dallas), cont.										
	ST	AT	TT	Tk/Ls	PBU	No/Yds	Lg	TD	INTs	ST	AT	TT	Tk/Ls	PBU	No/Yds	Lg	TD	INTs	
L-TB 9/11																			
W-Cin 9/18																			
W-@ NYG 9/26																			
W-Was 10/2	3	1	4			1	1/4	4	0										
W-@ LAR 10/9																			
L-@ Phi 10/16																			
W-Det 10/23	1	0	1																
W-Chi 10/30	2	2	4		1														
L-@ GB 11/13	3	1	4																
W-@ Min 11/20	2	0	2																
W-NYG 11/24	5	0	5																
W-IND 12/4	5	3	8		2	2/0	0	0											
<b>Totals</b>	<b>40</b>	<b>16</b>	<b>56</b>		<b>1(-2)</b>	<b>2</b>	<b>7</b>	<b>0</b>	<b>5</b>	<b>19</b>	<b>3.8</b>	<b>15</b>	<b>0</b>	<b>0</b>	<b>0</b>	<b>0.0</b>	<b>0</b>	<b>0</b>	<b>0</b>
<b>Playoffs</b>																			
W-@ TB 1/16/23	3	4	7																
L-@ SF 1/22/23	7	3	10											1					
<b>Totals</b>	<b>10</b>	<b>7</b>	<b>17</b>											<b>1</b>					

# QUINTON BOHANNA

(bo-HAN-ah)

## 98 • Defensive Tackle

6-4 • 338 • 3/16/99

Kentucky • D6a-21 (192nd overall)

NFL: 3rd Year • Cowboys: 3rd Year

Games/Starts: 2022-13/9; Career-27/10

Postseason: 2022-0/0; Career-0/0



**PRO:** The Dallas Cowboys added a big-bodied space-eater to their defensive front when they drafted Quinton Bohanna with their first pick in the sixth round (192nd overall) of the 2021 NFL Draft. Bohanna, a prototypical nose tackle, played four seasons at Kentucky, starting 33-of-45 games played. As a rookie, Bohanna saw time in 14 games with one start and notched 12 tackles and a hurry. He saw increased time in his second pro season, starting nine-of-13 games played and recorded 20 tackles, three tackles for loss and two pressures in the middle of the line.

### TRANSACTION SUMMARY:

**5/1/21:** Drafted in the sixth round (192nd overall) by Dallas.

#### 2022:

- Played in 13 games, starting nine, and finished with 20 tackles, three tackles for loss and two pressures.
- Started the season opener against Tampa Bay (9/11) and recorded a tackle and a tackle for loss.
- Had a season-high four tackles at Green Bay (11/13).
- Missed the game at the LA Rams (10/9) and against Indianapolis (12/4) with a shoulder injury.
- Was inactive for both postseason contests.

#### 2021:

- Played in 14 games, starting one, and tallied 12 tackles and a hurry.
- Made his NFL debut in the opener at Tampa Bay (9/9) as a reserve lineman, then recorded the first stats of his career - a pair of tackles - in the Monday night home opener against Philadelphia (9/27).
- Missed the game against Arizona (1/2/22) on the Reserve/COVID-19 list and was an inactive for the season finale in Philadelphia (1/8/22) and the Wild Card Playoff game against San Francisco (1/16/22).

### COLLEGE:

- As a senior team captain, earned second-team All-SEC honors, playing in eight games and posting 10 tackles, three hurries, two tackles for loss and two breakups in 2020.
- Started all 13 games at nose tackle as a junior in 2019 and posted 18 tackles, three for losses, one sack and a breakup.
- In 2018 as a sophomore, started seven-of-12 games played and posted 17 tackles, one sack, four tackles for losses, one forced fumble and a fumble recovery.
- Played in 12-of-13 games, starting the last five, as a true freshman and posted 14 tackles and a breakup in 2017.

### PERSONAL:

- Logged 91 tackles, 24 for losses, and 19 sacks as a senior at Cordova, Tenn., High School.
- Picked for the Autozone Liberty Bowl High School All-Star Game.
- Majored in information communication technology at Kentucky.

### COMMUNITY:

- Annual Team Holiday Hospital Visits.
- Make-A-Wish Foundation of North Texas.

## BOHANNA'S COWBOYS TOTALS

Year Team	GP-GS	DEFENSE								INTERCEPTIONS					FUMBLES REC					
		ST	AT	TT	Sks-Yds	Tkl/Ls	QB Prs	PBU	FF	No	Yds	Avg	Lg	TD	No	Yds	Avg	Lg	TD	
2021 Dallas	14-1	3	9	-	12	0.0(0)	0(0)	1	0	0	0	0	0	0	0	0	0	0	0	0
2022 Dallas	13-9	6	14	-	20	0.0(0)	3(-2)	2	0	0	0	0	0	0	0	0	0	0	0	0
<b>Totals</b>	<b>27-10</b>	<b>9</b>	<b>23</b>	<b>-</b>	<b>32</b>	<b>0.0(0)</b>	<b>3(-2)</b>	<b>3</b>	<b>0</b>	<b>0</b>	<b>0</b>	<b>0</b>	<b>0</b>	<b>0</b>	<b>0</b>	<b>0</b>	<b>0</b>	<b>0</b>	<b>0</b>	<b>0</b>
<b>Playoffs</b>																				
2021 Dallas	0-0	0	0	-	0	0.0(0)	0(0)	0	0	0	0	0	0	0	0	0	0	0	0	0
2022 Dallas	0-0	0	0	-	0	0.0(0)	0(0)	0	0	0	0	0	0	0	0	0	0	0	0	0
<b>Totals</b>	<b>0-0</b>	<b>0</b>	<b>0</b>	<b>-</b>	<b>0</b>	<b>0.0(0)</b>	<b>0(0)</b>	<b>0</b>	<b>0</b>	<b>0</b>	<b>0</b>	<b>0</b>	<b>0</b>	<b>0</b>	<b>0</b>	<b>0</b>	<b>0</b>	<b>0</b>	<b>0</b>	<b>0</b>

**DAMONE CLARK** (duh-MONE)**33 • Linebacker**

6-2 • 245 • 6/28/00

Louisiana State • D5c-'22 (176th overall)

NFL: 2nd Year • Cowboys: 2nd Year

Games/Starts: 2022-10/5; Career-10/5

Postseason: 2022-2/0; Career-2/0



**PRO:** The Dallas Cowboys drafted a player with big-time potential when they selected Damone Clark in the fifth round (176th overall) of the 2022 NFL Draft. Clark, a linebacker out of LSU, was projected to be a high pick before he had spinal fusion surgery to correct a herniated disc discovered in the pre-draft process. He began his rookie season on the Reserve/NFL list as he recovered and returned to play in 10 games with five starts, amassing 50 tackles and two forced fumbles in a prominent role on the Cowboys defense. Clark will enjoy the benefit of a full offseason and look to build on a solid foundation of work as he enters his second pro season.

**TRANSACTION SUMMARY:****4/30/22:** Drafted in the fifth round (176th overall) by Dallas.**2022:**

- Started the season on Reserve/NFL as he recovered from spinal fusion surgery and missed the first seven games of the year, returning to the field in October and finishing with 50 tackles and two forced fumbles in 10 games played. Added three tackles on special teams.
- Activated from Reserve/NFL for the game against Chicago (10/30) and made his NFL debut to the tune of six tackles and a pressure.
- Made his first career start at Minnesota (11/20) and recorded four tackles.
- Registered a career-high 11 tackles at Jacksonville (12/18), his first double-digit tackle game.
- Played in both postseason contests, but did not record any stats.

**COLLEGE:**

- One of the top linebackers in LSU history, played in 50 collegiate games and finished his career with 249 tackles, 23.5 tackles for loss and 7.0 sacks and earned the coveted No. 18 jersey as the leader of the defense in 2020 and 2021.
- A finalist for the Butkus Award and second-team All-America and All-SEC as a senior in 2021, led the SEC and ranked second in the nation in both tackles (135) and tackles-per-game (11.2), while recording double-digit takedowns in eight games. His 135 tackles ranked as the fourth-highest single-season total in school history
- Appeared in all 10 games, starting five, as a junior and tied the team lead in tackles with 63, added four tackles for loss and a sack.
- Started three-of-15 games played as a sophomore and finished sixth on the team with 50 tackles to go along with four tackles for loss and 3.5 sacks.
- Played in 12 games with no starts as a true freshman and saw action mainly on special teams but recorded one tackle on the year while he trained behind future Tampa Bay Buccaneers first round draft pick Devin White

**PERSONAL:**

- Rated as the No. 7 player in the state of Louisiana and No. 18 inside linebacker nationally by Rivals out of South-ern Lab High School in Baton Rouge, La., where he was part of two state title teams during his prep career.
- Nominated to participate in the Army All-American Bowl Game.
- Originally from New Orleans, his family relocated to Baton Rouge when he was five due to Hurricane Katrina.
- Graduated in December of 2021 with a degree in sports administration from LSU.
- Has a daughter, Dakotah.

**COMMUNITY:**

- 2022 Reliant Home Run Derby benefiting the Salvation Army.
- 2022 Dallas Cowboys Draft Day/Fan Appreciation Party.
- 2022 Rookie Club presented by Blockchain.com.
- 2022 NFL My Cause My Cleats Campaign.
- 2022 Early Thanksgiving at The Salvation Army.
- Annual Team Holiday Hospital Visits.
- Make-A-Wish Foundation of North Texas.
- Play 60 Week events.
- Hispanic Heritage outreach
- Read Across America Day.
- Fuel Up to Play 60 events.

**CLARK'S COWBOYS TOTALS**

Year Team	GP-GS	DEFENSE							INTERCEPTIONS				FUMBLES REC						
		ST	AT	TT	Sks-Yds	Tkl/Ls	QB Prs	PBU	FF	No	Yds	Avg	Lg	TD	No	Yds	Avg	Lg	TD
2022 Dallas.....	10-5	32	18	50	0.0(0)	1(-3)	1	0	2	0	0	0.0	0	0	0	0	0.0	0	0
<b>Playoffs</b>																			
2022 Dallas.....	0-0	0	0	0	0.0(0)	0(0)	0	0	0	0	0	0.0	0	0	0	0	0.0	0	0

**ADDITIONAL STATISTICS**

Special Teams Tackles – 2022 (2-1-3).  
Playoffs – 2022 (0-1-1, 1 FR).

**SINGLE-GAME HIGHS**

Tackles – 11 at Jacksonville, 12/18/22

# BRANDIN COOKS

## 3 • Wide Receiver

5-10 • 193 • 9/25/93  
 Oregon State • T(Hou)-23  
 NFL: 10th Year • Cowboys: 1st Year  
 Games/Starts: 2022-13/13; Career-132/120  
 Postseason: 2022-0/0; Career-6/6



**PRO:** The Dallas Cowboys added a speedy, big-play threat to their offense when they traded a 2023 fifth round pick and 2024 sixth round pick to Houston for Brandin Cooks. Cooks, who was selected 20th overall by New Orleans in the 2014 NFL Draft, has played in two Super Bowls - one each with New England and the LA Rams. He has six career 1,000-yard seasons, which is tied for the third-most in the NFL since he was drafted in 2014. Cooks is also tied for the third-most receiving touchdowns of 40 yards-or-more, trailing only Tyreek Hill and DeSean Jackson, in that span. Despite being traded to four different teams, Cooks' production has not stopped. He joined Brandon Marshall as the only players in NFL history to record at least 1,000 receiving yards in a season with four different teams. In Dallas, Cooks will play a big part in the passing offense while helping mentor two-time Pro Bowler CeeDee Lamb and Michael Gallup.



### TRANSACTION SUMMARY:

**3/19/23:** Traded to Dallas from Houston for a 2023 fifth round pick and 2024 sixth round pick.  
**4/7/22:** Signed a two-year extension with Houston through 2024.  
**4/10/20:** Traded to Houston from the LA Rams for a 2020 second round pick and 2022 fourth round pick.  
**7/17/18:** Signed a five-year extension with the LA Rams through 2023.  
**4/3/18:** Traded to the LA Rams from New England for a 2018 first round pick and sixth round pick.  
**3/10/17:** Traded to New England from New Orleans for a 2017 first round pick and sixth round pick.  
**5/8/14:** Drafted in the first round (20th overall) by New Orleans.

### 2022 (Houston):

- Began the season as a team captain and started all 13 games played, missing three due to a calf injury and one for personal reasons, and caught 57 passes for 699 yards and three touchdowns.
- Played the first seven games of the season before missing a Thursday night tilt against Philadelphia (11/3) due to personal reasons. Returned to practice the next week and played three games before injuring his calf at Miami (11/27) and missing three weeks.
- Played the final three games of the season and had a season-best 106 receiving yards and a touchdown on six receptions in the season finale against Indianapolis (1/8/23).

### 2021 (Houston):

- Totaled a career-high 90 receptions for 1,037 yards and six receiving touchdowns while starting all 16 games, becoming the third Texans player to record consecutive seasons with 1,000 receiving yards.
- In the season opener against Jacksonville (9/12), tallied five receptions for 132 yards, with 128 of his receiving yards coming in the first half.
- Posted nine receptions in back-to-back games - at Cleveland (9/19) and against Carolina (9/23) - to become the first Texans receiver with consecutive games of nine-or-more receptions since DeAndre Hopkins in 2019.
- Led the team with seven receptions for 102 yards and two touchdowns at Jacksonville (12/19), his eighth career multi-touchdown game and fourth game of the season with 100-plus receiving yards.

### 2020 (Houston):

- Started all 15 games he played in his first season with the Texans and became the third player in franchise history with at least 1,000 receiving yards in a single season, joining Andre Johnson and DeAndre Hopkins.
- Finished the season catching 81 passes for 1,150 yards and six touchdowns.
- Reeled in eight receptions for 161 yards and one touchdown against Jacksonville (10/11), his first 100-yard game with Houston.
- Finished with three receptions for 83 yards, including a 57-yard touchdown pass, at Jacksonville (11/8), to become the ninth player in NFL history with a 50-plus yard reception in each of his first seven seasons.
- Had his best career performance with the Texans after posting a career-high 11 receptions and a season-high 166 receiving yards while adding two touchdowns in the season finale against Tennessee (1/3/21).

### 2019 (LA Rams):

- Started all 14 games played and finished the season with 42 receptions for 583 yards and two touchdowns.
- Notched a season-long 57-yard reception on the opening drive against his former team, New Orleans (9/15), and finished with 74 yards and one touchdown on three receptions.
- Logged his first 100-yard performance of the season at Cleveland (9/22) with a season-high 112 yards on eight catches with one touchdown.

### 2018 (LA Rams):

- Played in 16 games for the fourth consecutive season and finished with a career-best 1,204 receiving yards on 80 receptions in his first season with the Rams.
- Helped the Rams to a 13-3 regular season record and an appearance in Super Bowl LIII, where they suffered a 13-3 defeat at the hands of the New England Patriots.
- Recorded five receiving touchdowns and added 68 rushing yards and a score on 10 carries (6.8 avg.).
- Led the team with seven receptions and 159 receiving yards against Arizona (9/16).
- Logged five games of 100-or-more receiving yards, including three consecutive 100-yard performances from Weeks 9-11 - at New Orleans (11/4), against Seattle (11/11) and Kansas City (11/19) - tied for the sixth-longest streak in franchise history.
- In the NFC Championship at New Orleans (1/20/19), caught seven passes for 107 yards.
- Tallied a career postseason high in receptions (eight) and receiving yards (120) in the Super Bowl LIII loss to New England (2/3/19).

**2017 (New England):**

- Played in all 16 games, 15 starts, and totaled 65 receptions for 1,082 yards and seven touchdowns while adding 40 rushing yards on nine attempts.
- His single-season career-high average of 16.6 yards-per-reception ranked fourth in the NFL among receivers with at least 50 receptions.
- Joined Antonio Brown as the only wide receivers with at least 1,000 receiving yards and seven touchdowns in each season from 2015-17.
- Led the team with 131 yards and two touchdowns on five catches against Houston (9/24).
- Registered six catches for a season-high 149 yards and a touchdown against Oakland (11/19) in Mexico City.
- Started all three postseason contests, including Super Bowl LII against Philadelphia, and registered 10 catches for 155 yards in the 2017 postseason.
- Tallied six catches for 100 yards in the AFC Championship win against Jacksonville (1/21/18).

**2016 (New Orleans):**

- Recorded 78 catches for 1,173 yards and eight touchdowns while playing in all 16 games, his second consecutive 1,000-yard season.
- Caught six passes for 143 yards and two touchdowns against Oakland (9/11), including a career-long 98-yard touchdown grab.
- Pulled in seven passes for a season-high 173 yards and one touchdown against Carolina (10/16), including an 87-yard touchdown reception.
- Became the first player in NFL history to have two touchdown receptions of 85-plus yards in his team's first five games.
- Notched a career-high 186 receiving yards and added two touchdowns on seven receptions at Arizona (12/8).

**2015 (New Orleans):**

- Played in all 16 games, 12 starts, while leading the Saints in receptions (84), receiving yards (1,138) and receiving touchdowns (nine). Added eight carries for 18 yards and returned two punts for 12 yards.
- His 84 receptions were the most by a Saints receiver since Marques Colston (84) in 2010.
- Notched his first career 100-yard game after reeling in five passes for 107 yards at Philadelphia (10/11).
- Established his first double-digit reception game after totaling 10 catches for 124 yards and one touchdown against Detroit (12/21).
- Recorded a career-high 186 receiving yards and added two touchdowns on seven receptions at Arizona (12/8).

**2014 (New Orleans):**

- Played in 10 games, six starts, as a rookie before missing the final six games due to a broken thumb.
- Finished his first pro season with 53 receptions for 550 yards and three touchdowns while adding seven carries for 73 yards and one touchdown.
- Totaled 10 punt returns for 35 yards and one kickoff return for 12 yards.
- Made his NFL debut at Atlanta (9/7), tallying seven receptions for 77 yards and a touchdown, which tied the most receptions in a rookie's debut in Saints history.
- Recorded a season-high 94 receiving yards and one touchdown on six catches against Green Bay (10/6).

**COLLEGE:**

- Played three seasons at Oregon State (2011-13), where he played in 38 career games (29 starts) before declaring for the NFL Draft after his junior season.
- Amassed a career total of 3,863 all-purpose yards, consisting of 3,272 receiving yards and 24 touchdowns on 226 receptions and 340 rushing yards on 61 carries. He also had 12 punt returns and eight kickoff returns in his career with the Beavers.
- Won the Biletnikoff Award and named a consensus first-team All-American in his final season in 2013 after setting school and Pac 12 single-season receiving records with 128 catches for 1,730 yards and 16 touchdowns. His 2,019 all-purpose yards ranked second in school history.

**PERSONAL:**

- Three-sport athlete at Lincoln High School in Stockton, Calif., where he played football, basketball and ran track.
- As a wide receiver at Lincoln High, became a two-time Section Offensive Player of the Year, all-area selection and team MVP after finishing with 1,525 all-purpose yards as a senior, including 66 catches for 1,125 yards and 11 touchdowns.
- Majored in human development and family sciences at Oregon State.
- He and his wife, Briannon, have two sons, Sir Maverik Archer and Sir Dash 7.

**COMMUNITY:**

- 2023 Reliant Home Run Derby benefiting The Salvation Army.

**COOKS' NFL TOTALS**

Year Team	GP-GS	RECEIVING					RUSHING				
		No	Yds	Avg	Long	TD	No	Yds	Avg	Long	TD
2014 New Orleans.....	10-7	53	550	10.4	50t	3	7	73	10.4	28	1
2015 New Orleans.....	16-12	84	1,138	13.5	71t	9	8	18	2.3	11	0
2016 New Orleans.....	16-12	78	1,173	15.0	98t	8	6	30	5.0	11	0
2017 New England.....	16-15	65	1,082	16.6	64t	7	9	40	5.4	13	0
2018 LA Rams.....	16-16	80	1,204	15.1	57	5	10	68	6.8	17	1
2019 LA Rams.....	14-14	42	583	13.9	57	2	6	52	8.7	27	0
2020 Houston.....	15-15	81	1,150	14.2	57t	6	0	0	0.0	0	0
2021 Houston.....	16-16	90	1,037	11.5	52	6	2	21	10.5	16	0
2022 Houston.....	13-13	57	699	12.3	44	3	2	7	3.5	5	0
<b>Totals.....</b>	<b>132-120</b>	<b>630</b>	<b>8,616</b>	<b>13.7</b>	<b>98t</b>	<b>49</b>	<b>50</b>	<b>309</b>	<b>6.2</b>	<b>28</b>	<b>2</b>
<b>Playoffs</b>											
2017 New England.....	3-3	10	155	15.5	31	0	1	1	1.0	1	0
2018 LA Rams.....	3-3	19	292	15.4	36	0	1	5	5.0	5	0
<b>Totals.....</b>	<b>6-6</b>	<b>29</b>	<b>447</b>	<b>15.4</b>	<b>36</b>	<b>0</b>	<b>2</b>	<b>6</b>	<b>3.0</b>	<b>5</b>	<b>0</b>

**COOKS' NFL TOTALS, cont.**

**ADDITIONAL STATISTICS**  
**Punt Returns** – 2014 (10 for 35 yards), 2015 (2 for 12 yards), 2016 (1 for 2 yards). **Totals (13 for 49 yards).**

**SINGLE-GAME HIGHS**  
**Receptions** – 11 vs. Tennessee, 1/3/21  
*Playoffs* – 8 vs. New England, 2/3/19  
**Receiving Yards** – 186 at Arizona, 12/18/16  
*Playoffs* – 120 vs. New England, 2/3/19  
**Long Reception** – 98t vs. Las Vegas, 9/11/16  
**Touchdowns** – 2, many times, last at Jacksonville, 12/19/21

COOKS' 100-YARD RECEIVING GAMES (26 total - 23 regular; 3 post)		
186 at Arizona, 12/18/16 (7 rec.)	124 vs. Detroit, 12/21/15 (10 rec.)	102 at Jacksonville, 12/19/21 (7 rec.)
173 vs. Carolina, 10/16/16 (7 rec.)	123 vs. Jacksonville, 12/27/15 (5 rec.)	101 vs. Seattle, 12/12/21 (8 rec.)
166 vs. Tennessee, 1/3/21 (11 rec.)	116 vs. Minnesota, 9/27/18 (7 rec.)	100 vs. Seattle, 11/11/18 (10 rec.)
161 vs. Jacksonville, 10/11/20 (8 rec.)	114 at New Orleans, 11/4/18 (6 rec.)	
159 vs. Arizona, 9/16/18 (7 rec.)	112 at Cleveland, 9/22/19 (8 rec.)	<b>Playoffs (3)</b>
149 at Oakland, 11/19/17 (6 rec.)	112 vs. Carolina, 9/23/21 (9 rec.)	120 vs. New England, 2/3/19 (8 rec.)
143 vs. Oakland, 9/11/16 (6 rec.)	107 at Philadelphia, 10/11/15 (5 rec.)	107 at New Orleans, 1/20/19 (7 rec.)
141 vs. Cincinnati, 12/27/20 (7 rec.)	107 vs. Kansas City, 11/19/18 (8 rec.)	100 vs. Jacksonville, 1/21/18 (6 rec.)
132 vs. Jacksonville, 9/12/21 (5 rec.)	106 at Indianapolis, 1/8/23 (5 rec.)	
131 vs. Houston, 9/24/17 (5 rec.)	104 vs. Carolina, 12/6/15 (6 rec.)	

**COOKS' CAREER GAME-BY-GAME RECEIVING**

Game	2014 (New Orleans)				
	No	Yds	Avg	Long	TD
L-@ Atl 9/7.....	7	77	11.0	32	1
L-@ Cle 9/14.....	3	17	5.7	13	0
W-Min, 9/21.....	8	74	9.3	19	0
L-@ Dal 9/28.....	5	31	6.2	12	0
W-TB 10/5.....	9	56	6.2	16	0
L-@ Det 10/19.....	2	23	11.5	14	0
W-GB, 10/26.....	6	94	15.7	50t	1
W-@ Car 10/30.....	3	38	12.7	18	0
L-SF 11/9.....	5	90	18.0	40	1
L-Cin 11/16.....	5	50	10.0	14	0
L-Bal 11/24.....		RESERVE/INJURED-Thumb			
W-at Pit 11/30.....		RESERVE/INJURED-Thumb			
L-Car 12/7.....		RESERVE/INJURED-Thumb			
W-at Chi 12/15.....		RESERVE/INJURED-Thumb			
L-Atl 12/21.....		RESERVE/INJURED-Thumb			
W-at TB 12/28.....		RESERVE/INJURED-Thumb			
<b>Totals.....</b>	<b>53</b>	<b>550</b>	<b>10.4</b>	<b>50t</b>	<b>3</b>

Game	2015 (New Orleans)				
	No	Yds	Avg	Long	TD
L-@ Ari 9/13.....	4	49	12.3	30	0
L-TB 9/20.....	5	62	12.4	21	0
L-@ Car 9/27.....	7	79	11.3	16	0
W-Dal 10/4.....	4	25	0.0	13	0
L-@ Phi 10/11.....	5	107	6.3	46	1
W-Atl 10/15.....	4	41	21.4	26	0
W-@ Ind 10/25.....	6	81	10.3	47	0
W-NYG 11/1.....	6	88	14.7	26t	2
L-Ten 11/8.....	4	71	17.8	38t	1
L-@ Was 11/15.....	5	98	19.6	60t	2
L-@ Hou 11/29.....	5	35	7.0	11	0
L-Car 12/6.....	6	104	17.3	54t	1
W-@ TB 12/13.....	3	29	9.7	14	0
L-Det 12/21.....	10	124	12.4	28	1
W-Jac 12/27.....	5	123	24.6	71t	1
W-@ Atl 1/3/16.....	5	22	4.4	12	0
<b>Totals.....</b>	<b>84</b>	<b>1,138</b>	<b>13.5</b>	<b>71t</b>	<b>9</b>

Game	2016 (New Orleans)				
	No	Yds	Avg	Long	TD
L-Oak 9/11.....	6	143	23.8	98t	2
L-@ NYG 9/18.....	7	68	9.7	18	0
L-Atl 9/26.....	2	13	6.5	9	0
W-@ SD 10/2.....	3	31	10.3	15	0
W-Car 10/16.....	7	173	24.7	87t	1
L-@ KC 10/23.....	7	58	8.3	14	1
W-Sea 10/30.....	1	21	21.0	20	1
W-@ SF 11/6.....	4	69	17.3	28	0
L-Den 11/13.....	6	90	15.0	37	1
L-@ Car 11/17.....	3	49	16.3	12	0
W-LAR 11/27.....	0	0	0.0	0	0

Game	2016 (New Orleans), cont.				
	No	Yds	Avg	Long	TD
L-Det 12/4.....	7	73	10.4	39	0
L-@ TB 12/11.....	5	61	12.2	38	0
W-@ Ari 12/18.....	7	186	26.6	65t	2
W-TB 12/24.....	5	98	19.6	42	0
L-@ Atl 1/11/17.....	3	19	6.3	12	0
<b>Totals.....</b>	<b>78</b>	<b>1,173</b>	<b>15.0</b>	<b>98t</b>	<b>8</b>

Game	2017 (New England)				
	No	Yds	Avg	Long	TD
L-KC 9/7.....	3	88	29.3	54	0
W-@ NO 9/17.....	2	37	18.5	22	0
W-Hou 9/24.....	5	131	26.2	44	2
L-Car 10/1.....	3	38	12.7	17	0
W-@ TB 10/5.....	5	85	17.0	34	0
W-@ NYJ 10/15.....	6	93	15.5	42	0
W-Atl 10/22.....	4	65	16.3	27	1
W-LAC 10/29.....	5	26	5.2	9	0
W-@ Den 11/12.....	6	74	12.3	27	0
W-@ Oak 11/19.....	6	149	24.8	64t	1
W-Mia 11/26.....	6	83	13.8	37	1
W-@ Buf 12/3.....	2	17	8.5	13	0
L-@ Mia 12/11.....	1	38	38.0	38	0
W-@ Pit 12/17.....	4	60	15.0	43	1
W-Buf 12/24.....	2	19	9.5	14	0
W-NYJ 12/31.....	5	79	15.8	37	1
<b>Totals.....</b>	<b>65</b>	<b>1,082</b>	<b>16.6</b>	<b>64t</b>	<b>7</b>

Game	2018 (LA Rams)				
	No	Yds	Avg	Long	TD
W-@ Oak 9/10.....	5	87	17.4	30	0
W-Ari 9/16.....	7	159	22.7	57	0
W-LAC 9/23.....	7	90	12.9	21	0
W-Min 9/27.....	7	116	16.6	47t	1
W-@ Sea 10/7.....	0	0	0.0	0	0
W-@ Den 10/14.....	2	53	26.5	44	0
W-@ SF 10/21.....	4	64	16.0	23	1
W-GB 10/28.....	3	74	24.7	32	0
L-@ NO 11/4.....	6	114	19.0	48	1
W-Sea 11/11.....	10	100	10.0	17	0
W-KC 11/19.....	8	107	13.4	30	0
W-@ Det 12/2.....	4	62	15.5	26	0
L-@ Chi 12/9.....	3	22	7.3	12	0
L-Phi 12/16.....	6	59	9.8	20	0
W-@ Ari 12/23.....	3	35	11.7	18	0
W-SF 12/30.....	5	62	12.4	21	2
<b>Totals.....</b>	<b>80</b>	<b>1,204</b>	<b>15.1</b>	<b>57</b>	<b>5</b>

Game	2018 (LA Rams), cont.				
	No	Yds	Avg	Long	TD
<b>Playoffs</b>					
W-Dal 11/12/19.....	4	65	16.3	21	0
W-@ NO 1/20/19.....	7	107	15.3	36	0
L-NE 2/3/19.....	8	120	15.0	24	0
<b>Totals</b> .....	<b>19</b>	<b>292</b>	<b>15.4</b>	<b>36</b>	<b>0</b>

Game	2019 (LA Rams)				
	No	Yds	Avg	Long	TD
W-@ Car 9/8.....	2	39	19.5	24	0
W-NO 9/15.....	3	74	24.7	57	1
W-@ Cle 9/22.....	8	112	14.0	23	0
L-TB 9/29.....	6	71	11.8	23	0
L-@ Sea 10/3.....	1	29	29.0	29	0
L-SF 10/13.....	3	18	6.0	8	0
W-@ Atl 10/20.....	4	59	14.8	21	0
W-Cin 10/27.....	0	0	0.0	0	0
L-@ Pit 11/10.....	INACTIVE/INJURED-Concussion				
W-Chi 11/17.....	INACTIVE/INJURED-Concussion				
L-Bal 11/25.....	2	32	16.0	22	0
W-@ Ari 12/1.....	2	24	12.0	28	0
W-Sea 12/8.....	0	0	0.0	0	0
L-@ Dal 12/15.....	4	46	11.5	17	0
L-@ SF 12/21.....	4	39	9.8	16	1
W-Ari 12/29.....	3	40	13.3	22	0
<b>Totals</b> .....	<b>42</b>	<b>583</b>	<b>13.9</b>	<b>57</b>	<b>2</b>

Game	2020 (Houston)				
	No	Yds	Avg	Long	TD
L-@ KC 9/10.....	2	20	11.0	11	0
L-Bal 9/20.....	5	95	5.7	38	0
L-@ Pit 9/27.....	3	23	9.3	20	0
L-Min 10/4.....	0	0	0.0	0	0
W-Jac 10/11.....	8	161	6.2	36	1
L-@ Ten 10/18.....	9	68	11.5	19	1
L-GB, 10/25.....	7	60	15.7	12	0
W-@ Jac 11/8.....	3	83	12.7	57t	1
L-@ Cle 11/15.....	6	39	18.0	10	0
W-NE 11/22.....	4	85	10.0	44	0
W-@ Det 11/26.....	5	85	10.0	27	0
L-Ind 12/6.....	5	65	10.0	23	0
L-@ Chi 12/13.....	INACTIVE/INJURED-Neck, Foot				
L-@ Ind 12/20.....	6	59	10.0	16	0
L-Cin 12/27.....	7	141	10.0	50	1
L-Ten 1/3/21.....	11	166	15.1	38t	2
<b>Totals</b> .....	<b>81</b>	<b>1,150</b>	<b>14.2</b>	<b>57t</b>	<b>6</b>

Game	2021 (Houston)				
	No	Yds	Avg	Long	TD
W-Jac 9/12.....	5	132	26.4	52	0
L-@ Cle 9/19.....	9	78	8.7	22	1
L-Car 9/23.....	9	112	12.4	30	0
L-@ Buf 10/3.....	5	47	9.4	16	0
L-NE 10/10.....	3	23	7.7	14	0
L-@ Ind 10/17.....	9	89	9.9	20	0
L-@ Ari 10/24.....	5	21	4.2	18	0
L-LAR 10/31.....	6	83	13.8	45t	1
L-@ Mia 11/7.....	6	56	9.3	11	0
W-@ Ten 11/21.....	2	18	9.0	10	0
L-NYJ 11/29.....	3	45	15.0	40t	1
L-Ind 12/5.....	3	38	12.7	14	0
L-Sea 12/12.....	8	101	12.6	19	0
W-@ Jac 12/19.....	7	102	14.6	43t	2
W-LAC 12/26.....	RESERVE/COVID-19				
L-@ SF 1/2/22.....	7	66	9.4	24	1
L-Ten 1/9/22.....	3	26	8.7	25	0
<b>Totals</b> .....	<b>90</b>	<b>1,037</b>	<b>11.5</b>	<b>52</b>	<b>6</b>

Game	2022 (Houston)				
	No	Yds	Avg	Long	TD
T-Ind 9/11.....	7	82	11.7	42	0
L-@ Den 9/18.....	4	54	13.5	25	0
L-@ Chi 9/25.....	2	22	11.0	17	0
L-LAC 10/2.....	7	57	8.1	20	1
W-@ Jac 10/9.....	4	20	5.0	7	0
L-@ LV 10/23.....	4	46	11.5	24	0
L-Ten 10/30.....	4	73	18.3	44	0
L-Phi 11/3.....	INACTIVE-Personal Reasons				
L-@ NYG 11/13.....	4	37	9.3	25	0
L-Was 11/20.....	3	70	23.3	41	0
L-@ Mia 11/27.....	5	59	11.8	39	0
L-Cle 12/4.....	INACTIVE/INJURED-Calf				
L-@ Dal 12/11.....	INACTIVE/INJURED-Calf				
L-KC 12/18.....	INACTIVE/INJURED-Calf				
W-@ Ten 12/24.....	4	34	8.5	16	1
L-Jac 1/1/23.....	4	39	9.8	17	0
W-@ Ind 1/8/23.....	5	106	21.2	33	1
<b>Totals</b> .....	<b>57</b>	<b>699</b>	<b>12.3</b>	<b>44</b>	<b>3</b>

STAFF  
BRANDIN COOKS  
2022 SEASON  
RECORDS  
PLAYOFF RECORDS  
HISTORY  
SIDELINES

# JABRIL COX (juh-BREEL)

## 14 • Linebacker

6-3 • 240 • 4/16/98  
Louisiana State • D4a-'21 (115th overall)  
NFL: 3rd Year • Cowboys: 3rd Year  
Games/Starts: 2022-9/0; Career-16/0  
Postseason: 2022-0/0; Career-0/0



**PRO:** The Dallas Cowboys drafted linebacker Jabril Cox in the fourth round (115th overall) of the 2021 NFL Draft, tabbing a highly productive and athletic defensive player. Cox spent the first seven weeks of his rookie season learning the pro game, playing mostly on special teams, before a torn ACL ended his rookie campaign. He underwent surgery and spent the offseason rehabbing to return and play nine games in 2022, mostly on special teams units, to record four tackles on defense and two tackles on special teams.

**TRANSACTION SUMMARY:**

- 11/2/21:** Placed on Reserve/Injured with a knee injury.
- 5/1/21:** Drafted in the fourth round (115th overall) by Dallas.

- 2022:**
- Played in nine games after returning from a torn ACL in 2021 and contributed four tackles on defense and two special teams stops.
  - Made his season debut at the N.Y. Giants (9/26) but did not record any stats, then recorded his first stats of the season with two tackles and a special teams stop at Minnesota (11/20).
  - Was inactive for both postseason contests.

- 2021:**
- Played in each of the first seven games of the season, mainly on special teams, tallying one special teams stop and one tackle before a torn ACL ended his rookie season.
  - Made his NFL debut playing mostly on special teams in the opener at Tampa Bay (9/9), then made his first career defensive tackle - a stop on the goal line - against the N.Y. Giants (10/10).
  - Talled his first career special teams tackle in the win at New England (10/17), then suffered a torn ACL on the punt team at Minnesota (10/31).

- COLLEGE:**
- Started all 10 games as a graduate transfer for the Tigers defense in 2020, finishing third on the defense with 58 tackles while adding 6.5 tackles for loss, three interceptions and a sack.
  - As a junior in 2019 at North Dakota State, recorded 92 tackles, 9.5 tackles for loss and 5.5 sacks, including eight tackles in NDSU's FCS Championship Game win over James Madison, earning FCS All-America honors.
  - As a sophomore in 2018, finished fourth in the Buck Buchanan Award voting, which is presented to the top defensive player in FCS, leading NDSU with 91 tackles, 9.5 tackles for loss, 4.0 sacks and four interceptions - returning two of those for touchdowns - in helping the Bison to a 15-0 mark. Named Mountain Valley Conference Defensive Player of the Year.
  - Earned Freshman All-America honors after leading NDSU in tackles (75) and tackles for loss (13), adding 4.5 sacks and three fumble recoveries for the 14-1 Bison.
  - Redshirted as a freshman in 2016.

- PERSONAL:**
- Prepped at Raytown South High School in Kansas City, Mo., where he performed as a dual-threat quarterback who also played wide receiver, linebacker, safety and cornerback in his career as a two-time captain.
  - Accounted for 3,107 yards of total offense and 31 touchdowns his senior year, passing for 2,103 yards and 18 touchdowns while running for 1,004 yards and 13 scores as a first-team all-district honoree.
  - Graduated from North Dakota State in the spring of 2019 with a degree in psychology and a minor in business

- COMMUNITY:**
- 2022 Dallas Cowboys Draft Day/Fan Appreciation Party
  - 2022 My Cause My Cleats campaign.
  - Annual Team Holiday Hospital Visits.
  - Make-A-Wish Foundation of North Texas.

**COX'S COWBOYS TOTALS**

Year Team	GP-GS	DEFENSE								INTERCEPTIONS					FUMBLES REC					
		ST	AT	TT	Sks-Yds	Tkl/Ls	QB Prs	PBU	FF	No	Yds	Avg	Lg	TD	No	Yds	Avg	Lg	TD	
2021 Dallas	7-0	1	0	-	1	0.0(0)	0(0)	0	0	0	0	0	0	0	0	0	0	0	0	0
2022 Dallas	9-0	2	2	-	4	0.0(0)	0(0)	0	0	0	0	0	0	0	0	0	0	0	0	0
<b>Totals</b>	<b>16-0</b>	<b>3</b>	<b>2</b>	<b>-</b>	<b>5</b>	<b>0.0(0)</b>	<b>0(0)</b>	<b>0</b>	<b>0</b>	<b>0</b>	<b>0</b>	<b>0</b>	<b>0</b>	<b>0</b>	<b>0</b>	<b>0</b>	<b>0</b>	<b>0</b>	<b>0</b>	<b>0</b>
<b>Playoffs</b>																				
2021 Dallas	0-0					RESERVE/INJURED-Knee														
2022 Dallas	0-0	0	0	-	0	0.0(0)	0(0)	0	0	0	0	0	0	0	0	0	0	0	0	0
<b>Totals</b>	<b>0-0</b>	<b>0</b>	<b>0</b>	<b>-</b>	<b>0</b>	<b>0.0(0)</b>	<b>0(0)</b>	<b>0</b>	<b>0</b>	<b>0</b>	<b>0</b>	<b>0</b>	<b>0</b>	<b>0</b>	<b>0</b>	<b>0</b>	<b>0</b>	<b>0</b>	<b>0</b>	<b>0</b>

**ADDITIONAL STATISTICS**

Special Teams Tackles – 2021 (1-0-1), 2022 (1-1-2). Totals (2-1-3).

**MALIK DAVIS**  
**34 • Running Back**

5-10 • 205 • 11/26/98  
 Florida • UDFA: '22  
 NFL: 2nd Year • Cowboys: 2nd Year  
 Games/Starts: 2022-12/0 Career-12/0  
 Postseason: 2022-2/0; Career-2/0



**PRO:** The Dallas Cowboys signed Malik Davis as an undrafted free agent following the 2022 NFL Draft, adding a shifty and under-utilized back from Florida to a talented backfield group. Davis played in 46 games over five years at Florida and rushed 284 times for 1,470 yards with eight touchdowns, also catching 70 passes for 726 yards. In his first year with Dallas, Davis played in 12 games as a change-of-pace back and special teams regular, carrying the ball 38 times for 161 yards with a touchdown and catching six passes for 63 yards. With the departure of Ezekiel Elliott, Davis figures to garner a bigger share of the offensive snaps at running back in 2023 and will look to provide a spark to the Cowboys backfield in his second season.



**TRANSACTION SUMMARY:**

**8/30/22:** Waived, signed to the practice squad (8/31) and activated (10/29).  
**5/12/22:** Signed with Dallas as a rookie free agent.

**2022:**

- Finished the season with 38 carries for 161 yards and a touchdown, also catching six passes for 63 yards while playing in 12 games after a callup from the practice squad in October.
- Elevated from the practice squad at Philadelphia (10/16) and against Detroit (10/23) before signing to the active roster for the remainder of the regular season prior to the contest against Chicago (10/30). Recorded his first NFL carries against the Bears, toting the ball eight times for 23 yards and catching two passes for 18 yards.
- Scored his first career touchdown against Indianapolis (12/4), rushing 23 yards to the endzone.
- Tallied a season-best 62 scrimmage yards at Tennessee (12/29), with 39 yards on the ground and 23 yards through the air.

**COLLEGE:**

- Played in 46 games over five years at Florida, rushing 284 times for 1,470 yards (5.2 avg.) with eight touchdowns while also catching 70 passes for 726 yards and two touchdowns.
- Started at running back in 12-of-13 games as a senior in 2021, rushing 92 times for 487 yards and five touchdowns with 23 receptions for 217 yards and two receiving touchdowns.
- Appeared in all 12 games of the season and started two in 2020, tallying 310 rushing yards on 66 carries (4.7 avg.) and 377 receiving yards with 31 receptions (12.2 avg.).
- As a redshirt sophomore in 2019 appeared in 12 games at running back and on special teams, totaling 86 yards and a touchdown on 34 rushes, adding six receptions for 41 yards.
- Played in just three games in 2018 and had 61 yards on 13 carries before sustaining a season-ending knee injury and earning a medical redshirt.
- Played in seven games, starting two, as a true freshman in 2017 before suffering a season-ending injury against Georgia. Ranked second on the team in rushing, totaling 526 yards on 79 carries and two touchdowns, earning All-SEC Freshman Team honors.

**PERSONAL:**

- Finished his career at Jesuit High School in Tampa, Fla. as the all-time rushing leader in the county with 7,025 career yards, averaging 8.5 yards-per-attempt and scoring 83 touchdowns.
- Named the 2016 Hillsborough Offensive Player of the Year by the *Tampa Bay Times* as a senior, rushing for 2,469 yards and 11.5 yards-per-attempt with 33 touchdowns, leading the team to a 12-1 record and the 5A state championship game.
- Earned his degree in education sciences from Florida.

**COMMUNITY:**

- 2022 Reliant Home Run Derby benefiting the Salvation Army.
- 2022 Rookie Club presented by Blockchain.com.
- 2022 Early Thanksgiving at The Salvation Army.
- Annual Team Holiday Hospital Visits.
- Make-A-Wish Foundation of North Texas.
- Hispanic Heritage outreach

**DAVIS' COWBOYS TOTALS**


Year Team	GP-GS	RUSHING					RECEIVING				
		No	Yds	Avg	Long	TD	No	Yds	Avg	Long	TD
2022 Dallas	12-0	38	161	4.2	23t	1	6	63	10.5	18	0
<b>Playoffs</b>											
2022 Dallas	2-0	0	0	0.0	0	0	0	0	0.0	0	0

**ADDITIONAL STATISTICS**

Special Teams Tackles – 2022 (2-0-2).

**TREVON DIGGS** (TRAY-von)  
**7 • Cornerback**

6-1 • 204 • 9/20/98  
 Alabama • D2-'20 (51st overall)  
 NFL: 4th Year • Cowboys: 4th Year  
 Games/Starts: 2022-17/17; Career-45/44  
 Postseason: 2022-2/2; Career-3/3



**PRO:** The Dallas Cowboys bolstered their defensive backfield when they selected Trevon Diggs - one of the top cornerbacks and one of the best all-around athletes - in the second round (51st overall) of the 2020 NFL Draft. Diggs, who started his collegiate career as a receiver at Alabama, made the switch to defense as a sophomore and continued to improve each season. As a rookie in Dallas, Diggs started 11 of the 12 games he played, missing four in the middle of the season with a broken foot. Diggs finished his rookie season as the first Cowboys rookie to lead the team outright in interceptions (three) since Terence Newman in 2003, the first rookie to lead the team in breakups (14) since Byron Jones in 2015 and the first to lead in both categories since 1984



when Dallas started tracking breakups. Diggs had a breakout year in his second season, leading the NFL and tying a franchise record with 11 interceptions - returning two for touchdowns - making him the first Cowboy to lead the NFL in picks since Everson Walls in 1981. Diggs was named a Pro Bowl starter and earned first-team All-Pro honors for his efforts. Starting all 16 games he played, primarily shadowing the top opposing receivers, Diggs also led the defense with 21 breakups and finished seventh with 56 tackles - tying his total from his rookie season. Diggs grew into a complete cover corner as a third-year player, often shadowing the opponent's best receiver while recording three interceptions, 14 pass breakups and registered a forced incompleteness percentage of 12.1%, per PFF, on his way to his second straight Pro Bowl.

#### TRANSACTION SUMMARY:

**11/18/20:** Placed on Reserve/Injured with a foot injury and activated (12/19).

**4/24/20:** Drafted in the second round (51st overall) by Dallas.

#### 2022:

- Earned a spot on the NFC Pro Bowl roster for the second straight season, recording a career-high 59 tackles, three interceptions, a team-leading 14 breakups and a fumble recovery.
- Became the first Cowboys corner since Deion Sanders (1996-99) to make the Pro Bowl in consecutive years.
- Recorded interceptions in back-to-back games, picking up his first of the year at the N.Y. Giants (9/26) and then following up with a piler against Washington (10/2). Added three breakups in each of those games.
- Picked off his third pass of the season against Detroit (10/23).
- Was named a team captain at Green Bay (11/13) and finished with five tackles.

#### 2021:

- Earned a spot on the NFC Pro Bowl roster while becoming the third Dallas Cowboy to lead the NFL in interceptions, finishing with a franchise-record tying 11.
- First-team All-Pro, becoming the first Dallas cornerback to earn the honors since Deion Sanders in 1999.
- Also led the team with 21 breakups and finished seventh with 56 tackles. Since pass breakups were tracked starting in 1984, he is the only player in NFL history with 11 interceptions and 20-plus breakups in a season.
- Had an interception in the opener at Tampa Bay (9/9), then posted six tackles and a pick at the LA Chargers (9/19), before picking up two tackles, three breakups and an interception he returned 59 yards for his first career touchdown against Philadelphia (9/27).
- Took home NFC Defensive Player of the Month (September) for his effort in the first month of the season - nine tackles, six breakups, three interceptions - one pick-six. Became the fourth Cowboy to win the award.
- After his PoM award for September, opened October with NFC Defensive Player of the Week honors for his four-tackle, two-interception performance against Carolina (10/3). Became the second Cowboy (Don Bishop, 1961) to open a season with at least one interception in each of the first four games.
- Had six tackles, two breakups and his fifth straight game with an interception in the win over the N.Y. Giants (10/10). Became the second Cowboy (Bishop, 1961) with an interception in each of the first five games of a season and the fourth NFL player since the merger with six picks through the first five games.
- Extended his interception streak to six games to start the season with one he returned 42 yards for a touchdown at New England (10/17). Became the fourth player in NFL history - first since 2003 - to tally a pick in each of the first six games of a season. Added six tackles and a breakup in the win.
- Had his interception streak come to an end, failing to pick off a pass in the win at Minnesota (10/31).
- Added his eighth theft of the season, along with two tackles and a breakup, in the win over Atlanta (11/14).
- Picked off his ninth pass of the season to go with five tackles and a breakup at New Orleans (12/2), then was the defensive captain at Washington (12/12), finishing with two tackles and three breakups.
- Tied Walls (1981) for Dallas' single-season franchise record for interceptions, picking off his 11th pass of the season to go with two tackles and two breakups in the blowout win over Washington (12/26). The theft came on Washington's first offensive play of the game.
- Was Inactive/Illness for the season finale at Philadelphia (1/8/22), then notched four tackles in his playoff debut in the Wild Card game against San Francisco (1/16/22).

#### 2020:

- Started 11 of the 12 games he played (missing four mid-season with a broken foot), becoming the first Cowboys rookie to lead the team outright in interceptions (three) since Terence Newman in 2003, the first rookie to lead the team in breakups (14) since Byron Jones in 2015 and the first to lead in both categories since 1984 when Dallas started tracking breakups. Diggs was also sixth on the defense with 57 tackles while adding one sack, one tackle for loss and a forced fumble.
- Made his NFL debut in a start in the opener at the LA Rams (9/13) and had four tackles, becoming the first Dallas rookie cornerback to start a season opener since Morris Claiborne in 2012. Also joined CeeDee Lamb and Terence Steele as starters to mark the first time the Cowboys had three rookies start a season opener since 2002 (Antonio Bryant, Andre Gurode and Roy Williams).
- Had a season-best eight tackles to go with a breakup and his first career forced fumble at Seattle (9/27).
- Credited with his first career sack to go with eight tackles against Cleveland (10/4).
- Intercepted the first two passes of his career and logged a season-best four breakups at Philadelphia (11/1). Became the first Cowboys rookie with two interceptions since Sean Lee's pair at Indianapolis (12/5/10).
- Had seven tackles against Pittsburgh (11/8) before a foot injury landed him on Reserve/Injured.
- Returned to action against San Francisco (12/20) to the tune of four tackles, including his first tackle for loss, and a breakup.

#### COLLEGE:

- Returned from injury as a senior to start all 12 games and tied for the team lead with eight pass breakups while adding 37 tackles and tying for second on the team with three interceptions - returning one 84 yards for a touchdown. Also recovered two fumbles, returning one 100 yards for a score.
- Worked in as a starter as a junior but was limited to six starts in six games as a foot injury ended his season. Had 20 tackles, seven breakups, a forced fumble and his first career interception.
- Made the full-time switch to defense as a sophomore, while also handling some return duties, and notched six tackles and three breakups, and returned 18 punts for 154 yards (8.6 avg.) and two kickoffs for 74 yards.
- Saw time on both sides of the ball and at kickoff and punt returner as a true freshman, averaging 23.7 yards-per-kickoff return (seven for 166 yards), 10.0 yards-per-punt return (13 for 130), while catching 11 passes for 88 yards and a touchdown and five tackles and a forced fumble on defense.

#### PERSONAL:

- Was a standout receiver at Avalon High School in Gaithersburg, Md., and caught 78 passes for 1,008 yards and 15 touchdowns as a junior.
- Also played on Avalon's basketball team.
- Brother, Stefon, plays for the Buffalo Bills.

**COMMUNITY:**

- 2020 Rookie Club Salute to Service Week.
- 2022-23 Reliant Home Run Derby benefiting the Salvation Army.
- 2022 NFL My Cause My Cleats campaign.
- Annual Team Holiday Hospital Visits.
- Make-A-Wish Foundation of North Texas.

**DIGGS' COWBOYS TOTALS**

Year Team	GP-GS	DEFENSE								INTERCEPTIONS				FUMBLES REC					
		ST	AT	TT	Sks- Yds	Tk/ Ls	QB Prs	PBU	FF	No	Yds	Avg	Lg	TD	No	Yds	Avg	Lg	TD
2020 Dallas	12-11	45	11	56	1.0(0)	1(-1)	0	14	1	3	43	14.3	33	0	0	0	0.0	0	0
2021 Dallas	16-16	47	9	56	0.0(0)	0(0)	0	21	0	11	142	12.9	59†	2	0	0	0.0	0	0
2022 Dallas	17-17	54	5	59	0.0(0)	0(0)	0	14	0	3	10	3.3	7	0	1	17	17.0	17	0
<b>Totals</b>	<b>45-44</b>	<b>146</b>	<b>25</b>	<b>171</b>	<b>1.0(0)</b>	<b>1(-1)</b>	<b>0</b>	<b>49</b>	<b>1</b>	<b>17</b>	<b>195</b>	<b>11.5</b>	<b>59†</b>	<b>2</b>	<b>1</b>	<b>17</b>	<b>17.0</b>	<b>17</b>	<b>0</b>
<b>Playoffs</b>																			
2021 Dallas	1-1	4	0	4	0.0(0)	0(0)	0	0	0	0	0	0.0	0	0	0	0	0.0	0	0
2022 Dallas	2-2	3	3	6	0.0(0)	0(0)	0	0	0	0	0	0.0	0	0	0	0	0.0	0	0
<b>Totals</b>	<b>3-3</b>	<b>7</b>	<b>3</b>	<b>10</b>	<b>0.0(0)</b>	<b>0(0)</b>	<b>0</b>	<b>0</b>	<b>0</b>	<b>0</b>	<b>0</b>	<b>0.0</b>	<b>0</b>	<b>0</b>	<b>0</b>	<b>0</b>	<b>0.0</b>	<b>0</b>	<b>0</b>

**ADDITIONAL STATISTICS**

Punt Returns – 2021 (2 for 10 yards).

**SINGLE-GAME HIGHS**

Tackles – 8 at Seattle, 9/20/20, vs. Cleveland, 10/4/20

and vs. Chicago, 10/30/20

Solo Tackles – 8 at Seattle, 9/20/20

PBUs – 4 at Philadelphia, 11/1/20

Interceptions – 2 at Philadelphia, 11/1/20 and vs. Carolina, 10/3/21

**DIGGS' INTERCEPTIONS BY QUARTERBACK**

(17 total)

Carson Wentz.....3	Jalen Hurts.....2	Taylor Heinicke.....1	Daniel Jones.....1
Sam Darnold.....2	Tom Brady.....1	Justin Herbert.....1	Mac Jones.....1
Mike Glennon.....2	Jared Goff.....1	Taysom Hill.....1	Matt Ryan.....1

**DIGGS' CAREER GAME-BY-GAME**

**DEFENSE**

2020 (Dallas)

Game	ST	AT	TT	INTs				
				Tk/ Ls	No/ PBU	Yds	Lg	TD
L-@ LAR 9/13	1	3	4					
W-Ari 9/20	3	1	4		1			
L-@ Sea 9/27	8	0	8		1			
L-Cle 10/4	3	5	8					
W-NYG 10/11	3	1	4		1			
L-Ari 10/19	3	0	3		1			
L-@ Was 10/25	2	0	2		2			
I-@ Phi 11/1	7	0	7		4	2/33	33	0
L-Pit 11/8	7	0	7					
W-@ Min 11/22					RESERVE/INJURED-Foot			
L-Was 11/26					RESERVE/INJURED-Foot			
L-@ Bal 12/3					RESERVE/INJURED-Foot			
W-@ Cin 12/13					RESERVE/INJURED-Foot			
W-SF 12/20	3	1	4	1(-1)	1			
W-Phi 12/27	1	0	1		1	1/10	10	0
L-@ NYG 1/3/21	4	0	4		2			
<b>Totals</b>	<b>45</b>	<b>11</b>	<b>56</b>	<b>1(-1)</b>	<b>14</b>	<b>3/43</b>	<b>33</b>	<b>0</b>

2021 (Dallas)

Game	ST	AT	TT	INTs				
				Tk/ Ls	No/ PBU	Yds	Lg	TD
L-@ TB 9/9	1	0	1		2	1/0	0	0
W-@ LAC 9/19	6	0	6		1	1/0	0	0
W-Phi 9/27	2	0	2		3	1/59	59†	1
W-Car 10/3	4	0	4		2	2/23	23	0
W-NYG 10/10	4	2	6		2	1/18	18	0
W-@ NE 10/17	5	1	6		1	1/42	42†	1
W-@ Min 10/31	1	0	1					
L-Den 11/7	1	2	3		1			
W-Ari 11/14	2	0	2		1	1/0	0	0
L-@ KC 11/21	4	0	4					
L-LV 11/25	4	1	5					
W-@ NO 12/2	4	1	5		1	1/0	0	0
W-@ Was 12/12	1	1	2		3			

2021 (Dallas), cont.

Game	ST	AT	TT	INTs				
				Tk/ Ls	No/ PBU	Yds	Lg	TD
W-@ NYG 12/19	3	1	4		2	1/0	0	0
W-Was 12/26	2	0	2		2	1/0	0	0
L-Ari 1/2/22	3	0	3					
W-@ Phi 1/8/22					INACTIVE/ILLNESS			
<b>Totals</b>	<b>47</b>	<b>9</b>	<b>56</b>		<b>21</b>	<b>11/142</b>	<b>59†</b>	<b>2</b>

**Playoffs**

L-SF 1/16/22 ..... 4 0 - 4

2022 (Dallas)

Game	ST	AT	TT	INTs				
				Tk/ Ls	No/ PBU	Yds	Lg	TD
L-TB 9/11	3	0	3		2			
W-Cin 9/18	5	0	5		1			
W-@ NYG 9/26	1	0	1		3	1/7	7	0
W-Was 10/2					3	1/0	0	0
W-@ LAR 10/9	6	0	6					
L-@ Phi 10/16	1	1	2					
W-Det 10/23	1	1	2		2	1/3	3	0
W-Chi 10/30	6	2	8		1			
L-@ GB 11/13	4	1	5					
W-@ Min 11/20	3	0	3		1			
W-NYG 11/24	7	0	7					
W-IND 12/4	1	0	1					
W-Hou 12/11	5	0	5					
L-@ Jac 12/18	7	0	7					
W-Phi 12/24	2	0	2					
W-@ Ten 12/19	1	0	1		1			
L-@ Was 1/8/23	1	0	1					
<b>Totals</b>	<b>54</b>	<b>5</b>	<b>59</b>		<b>14</b>	<b>3/10</b>	<b>7</b>	<b>0</b>

**Playoffs**

W-@ TB 1/16/23 ..... 1 1 - 2

L-@ SF 1/22/23 ..... 2 2 - 4

**Totals** ..... 3 3 - 6

# RICO DOWDLE

## 23 • Running Back

5-11 • 218 • 6/14/98

South Carolina • UDFA-'20

NFL: 4th Year • Cowboys: 4th Year

Games/Starts: 2022-5/0; Career-20/0

Postseason: 2022-0/0-IR; Career-0/0



**PRO:** Rico Dowdle signed with Dallas as a rookie free agent following the 2020 NFL Draft and impressed coaches enough through training camp to earn a spot on the active roster, becoming one-of-three rookie free agents with Terence Steele and Sean McKeon to make the squad out of training camp. Dowdle played in 15 games, seeing most of his time on special teams, and finished the year with seven carries for 24 yards, four kickoff returns for 152 yards (38.0 avg) and two special teams tackles. He returned in 2021 looking to improve upon his experience as a rookie and earn more playing time, but a hip injury suffered in preseason action landed him on Reserve/Injured for the entire year. Dowdle played in five games in 2022, but again was injured and forced to Reserve/Injured for the remainder of the year.

### TRANSACTION SUMMARY:

**10/15/22:** Placed on Reserve/Injured with an ankle injury.

**8/25/21:** Placed on Reserve/Injured with a hip injury.

**5/6/20:** Signed with Dallas as an undrafted free agent.

#### 2022:

- Played in five games on special teams units and finished with one tackle before an ankle injury forced him to Reserve/Injured for the second consecutive season.
- Made his lone special teams tackle of the year against Cincinnati (9/18).

#### 2021:

- Spent the season on Reserve/Injured after suffering a hip injury in preseason action on Aug. 21 against Houston.

#### 2020:

- Joined Sean McKeon and Terence Steele as the only undrafted rookies to make the squad out of training camp and played in 15 games, seeing most of his time on special teams.
- As a reserve running back, rushed seven times for 24 yards, returned four kickoffs 152 yards and logged three special teams tackles.
- Made his NFL debut playing on special teams in the opener at the LA Rams (9/13).
- Logged his first NFL stats, rushing three times for 13 yards late in the fourth quarter against Arizona (10/19).
- Returned his first career kickoff 64 yards in the game against Pittsburgh (11/8).

#### COLLEGE:

- In four years at South Carolina, started 29-of-39 games played and rushed for 2,167 yards and 16 touchdowns on 428 carries. Caught 62 passes for 483 yards and three touchdowns.
- As a senior rushed for 498 yards and four touchdowns on 106 carries and caught 22 passes for 167 yards, starting 10-of-12 games.
- Led the team with 654 yards while adding four touchdowns on 123 carries (5.3 avg.) and caught 14 passes for 133 yards and one score, starting eight-of-12 games as a junior.
- Played in just eight games with four starts as a sophomore and was third on the team with 241 yards on 66 carries with two touchdowns.
- Started seven-of-nine games played as a true freshman and led the team with 133 carries for 764 yards with six touchdowns. Also caught 15 passes for 55 yards with one score.

#### PERSONAL:

- Earned all-state and PARADE All-America honors as a senior at A.C. Reynolds High School in Asheville, N.C.
- Rushed for 2,545 yards and 51 touchdowns in his final prep campaign.
- Has a daughter, Araiya.
- Graduated with a degree in retailing.

#### COMMUNITY:

- 2020 Rookie Club Salute to Service Week.
- Annual Team Holiday Hospital Visits.
- Make-A-Wish Foundation of North Texas.

### DOWDLE'S COWBOYS TOTALS

Year Team	GP-GS	RUSHING					RECEIVING				
		No	Yds	Avg	Long	TD	No	Yds	Avg	Long	TD
2020 Dallas	15-0	7	24	3.4	7	0	0	0	0.0	0	0
2021 Dallas	0-0	RESERVE/INJURED-Hip					RESERVE/INJURED-Hip				
2022 Dallas	5-0	0	0	0.0	0	0	0	0	0.0	0	0
<b>Totals</b>	<b>15-0</b>	<b>7</b>	<b>24</b>	<b>3.4</b>	<b>7</b>	<b>0</b>	<b>0</b>	<b>0</b>	<b>0.0</b>	<b>0</b>	<b>0</b>
<b>Playoffs</b>											
2021 Dallas	0-0	RESERVE/INJURED-Hip					RESERVE/INJURED-Hip				
2022 Dallas	0-0	RESERVE/INJURED-Ankle					RESERVE/INJURED-Ankle				
<b>Totals</b>	<b>0-0</b>	<b>0</b>	<b>0</b>	<b>0.0</b>	<b>0</b>	<b>0</b>	<b>0</b>	<b>0</b>	<b>0.0</b>	<b>0</b>	<b>0</b>

#### ADDITIONAL STATISTICS

**Kickoff Returns** – 2020 (4 for 152, 38.0 avg., 64 long).

**Special Teams Tackles** – 2020 (3-0-3), 2022 (1-0-1). **Totals 4-0-4**.

**CHUMA EDOGA** (CHU-ma EE-doe-gah)

71 • Guard/Tackle

6-4 • 315 • 5/25/97

Southern California • UDFA-'23

NFL: 5th Year • Cowboys: 1st Year

Games/Starts: 2022-2/1; Career-25/13

Postseason: 2022-0/0; Career-0/0



**PRO:** The Dallas Cowboys signed Chuma Edoga in the 2023 offseason as a versatile offensive lineman with inside/outside capability to help solidify their front unit. Originally drafted in the third round (92nd overall) by the N.Y. Jets in 2019, Edoga has appeared in 25 games with 13 starts over his four-year career for the Jets and Falcons.

**TRANSACTION SUMMARY:**

**3/21/23:** Signed a one-year contract with Dallas through 2023.

**12/31/22:** Placed on Reserve/Injured with a knee injury.

**8/30/22:** Released and claimed off waivers by Atlanta (8/31).

**11/13/21:** Placed on Reserve/Injured with a knee injury.

**12/17/19:** Placed on Reserve/Injured with a knee injury.

**4/26/19:** Drafted in the third round (92nd overall) by the N.Y. Jets.

**2022 (N.Y. Jets/Atlanta):**

- Released after training camp by the N.Y. Jets and claimed off waivers by Atlanta (8/31), playing in two games with one start at guard for the Falcons.
- Inactive for 11 games before landing on Reserve/Injured with a knee injury for the final two games.
- Made his season debut in Week 3 at Seattle (9/25).
- Blocked for an offense that rushed for 149 yards on 33 carries against Chicago (11/20), starting at left guard.

**2021 (N.Y. Jets):**

- Played in four games with no starts, suffering a knee injury in November that forced him to Reserve/Injured.
- Made his season debut at New England (10/24) and then played against Cincinnati (10/31) after dressing but not playing in the first five games of the season.
- Placed on Reserve/Injured with a knee injury but returned to play in the final two games of the season, against Tampa Bay (1/2/22) and at Buffalo (1/9/22).

**2020 (N.Y. Jets):**

- Started four-of-11 games played, rotating at right tackle (two games) and left tackle (two games) and was active for four more games but did not play.
- Started Week 3 at Indianapolis (9/27), getting the nod at right tackle before flipping over to left tackle to start the following week against Denver (10/1).
- Started at right tackle against Arizona (10/11) and then again flipped to left tackle to start at Miami (10/18).
- Played in seven additional games as a reserve lineman.

**2019 (N.Y. Jets):**

- Started all eight games he played, entering the lineup in Week 5 and starting at right tackle (five games) and left tackle (three games), but missed the final five games due to a knee injury.
- Made his NFL debut at Philadelphia (10/6), starting at right tackle.
- Started four additional games at right tackle, against Dallas (10/13), against the N.Y. Giants (11/10), at Washington (11/17) and against Oakland (11/24).
- Started at left tackle against New England (10/21), at Jacksonville (10/27) and at Miami (11/3).
- Suffered a knee injury against Oakland (11/24) and missed three games before being placed on Reserve/Injured, ending his season.

**COLLEGE:**

- Played four seasons (2015-18) at Southern California, appearing in 34 games with 16 starts and earning second-team All-PAC 12 honors by the coaches in 2018.
- Started 10 games at right tackle, missing the California (11/10) and UCLA (11/17) games due to injury.
- Started 12 games at right tackle as a junior in 2017.
- Appeared in nine games as a backup tackle in 2016.
- Appeared in 13 games, starting two at right tackle, as a freshman in 2015.

**PERSONAL:**

- Attended McEachern High School in Powder Springs, Ga., and was named 2014 Parade All-American first-team, Max Preps All-American first-team, All-State Class AAAAAA first-team and USA Today All-Georgia as a senior.
- Earned first-team all-state honors as a junior in 2013.
- Majored in political economy/political science at USC.
- Has a daughter, Julianna.

**COMMUNITY:**

- 2023 Dallas Cowboys Draft Day/Fan Appreciation Party.

**EDOGA'S NFL TOTALS**

**GAMES/STARTS** (regular season, playoffs): 2019 (8/8, 0/0-NYJ), 2020 (11/4, 0/0-NYJ), 2021 (4/0, 0/0-NYJ), 2022 (2/1, 0/0-Atl). **Totals (25/13, 0/0)**

# MATT FARNIOK (FAR-nee-ack)

68 • Center

6-5 • 316 • 9/26/97

Nebraska • D7-'21 (238th overall)

NFL: 3rd Year • Cowboys: 3rd Year

Games/Starts: 2022-7/2; Career-19/2

Postseason: 2022-0/0; Career-0/0



**PRO:** The Dallas Cowboys drafted offensive lineman Matt Farniok in the seventh round (238th overall) of the 2021 NFL Draft, securing a versatile interior lineman to compete on a talented Cowboys offensive line. Farniok, one-of-13 two-time captains in Nebraska football history, played in 39 games over a four-year career for the Cornhuskers, including 32 consecutive starts. As he eased into the pro game, Farniok played in 12 contests, mainly on special teams, but did gain late-game experience at center and guard that he parlayed into a greater role on Dallas' offensive line in 2022 by starting two-of-seven games played - missing the second half of the season due to injury.

#### TRANSACTION SUMMARY:

**10/26/22:** Placed on Reserve/Injured with a hamstring injury.

**5/1/21:** Drafted in the seventh round (238th overall) by Dallas.

#### 2022:

- Played in seven games, starting two at left guard, before a hamstring injury ended his season prematurely.
- Made the first start of his career against Cincinnati (9/18), filling in for an injured Connor McGovern at left guard.
- Placed on Reserve/Injured on Oct. 26 with a hamstring injury, ending his season.

#### 2021:

- Played in 12 games, mainly on special teams.
- Made his NFL debut on special teams in the season opener at Tampa Bay (9/9), then saw offensive snaps for the first time in his career in the game against Atlanta (11/14).
- Inactive for the Wild Card game against San Francisco (1/16/22).

#### COLLEGE:

- One-of-13 two-time captains in Nebraska history, started every game on the offensive line as an honorable mention All-Big Ten selection in 2020, including seven games at right guard and one contest at center.
- A team captain and Nebraska's Offensive Lineman of the Year in 2019, started all 12 games at right tackle as a junior and played a key part of an offensive line that helped NU rank third in the Big Ten in rushing offense.
- Started all 12 games at right tackle as a sophomore in 2018 as the Huskers averaged 456.2 yards of total offense-per-game - the program's highest total in six years - while producing more than 560 yards of offense in four games in 2018.
- Was a key contributor to the Huskers offensive line in 2017, appearing in seven games and earning four starts.
- Redshirted and worked on the scout team offense in 2016.

#### PERSONAL:

- Attended Washington High School in Sioux Falls, S.D., helping the team to a to an 11-1 record and the Class 11AAA state championship in 2015.
- Named the South Dakota Gatorade Player of the Year, the USA Today South Dakota Player of the Year and was a first-team Parade All-American as a senior in 2015.
- Helped the offense produce better than 4,500 yards of total offense, including 230 rushing yards per game, as a senior on the offensive line.
- Also played basketball at Washington High and was on the honor roll all four years.
- Earned his degree in criminology and criminal justice in May, 2020.

#### COMMUNITY:

- WrestleMania 38 Special Olympics Camp.
- 2022-23 Dallas Cowboys Draft Day/Fan Appreciation Party.
- Annual Team Holiday Hospital Visits.
- Make-A-Wish Foundation of North Texas.
- Character Conversations with Character Playbook.
- 2022 My Cause My Cleats campaign.

### FARNIOK'S COWBOYS TOTALS

GAMES/STARTS (regular season, playoffs): 2021 (12/0, 0/0), 2022 (7/2, 0/0). **Totals (19/2, 0/0).**

# SIMI FEHOKO

(SIM-ee FAY-hoko)

## 81 • Wide Receiver

6-4 • 218 • 11/5/97  
 Stanford • D5-'21 (179th overall)  
 NFL: 3rd Year • Cowboys: 3rd Year  
 Games/Starts: 2022-5/0; Career-10/0  
 Postseason: 2022-0/0; Career-0/0



**PRO:** The Dallas Cowboys used their fifth round selection (179th overall) of the 2021 NFL Draft on Stanford wide receiver Simi Fehoko. Fehoko was a big-play threat in his three years at Stanford, racking up seven catches of 20-plus yards in just six games during a shortened 2020 season. In his first year in Dallas, Fehoko saw time in five games, mainly on special teams. Fehoko's second season got off to a promising start, as he played in the first five games of the season and caught three passes for 24 yards, but suffered a shoulder injury that forced him to Reserve/Injured for the remainder of 2022. He will look to enter 2023 healthy and compete for an increased role on the offense.

**TRANSACTION SUMMARY:**

**10/15/22:** Placed on Reserve/Injured with a shoulder injury.  
**5/1/21:** Drafted in the fifth round (179th overall) by Dallas.

**2022:**

- Played in five games and caught three passes for 24 yards before a shoulder injury forced him to Reserve/Injured and ended his season.
- Caught the first passes of his career, recording two for 12 yards in the season opener against Tampa Bay (9/11).
- Left the game at the LA Rams (10/9) with a shoulder injury that forced him to Reserve/Injured and ended his season.

**2021:**

- Played in five games, mainly on special teams, but did not have any statistics.
- Made his NFL debut on special teams in the season-opener at Tampa Bay (9/9).
- Placed on Reserve/COVID-19 for the game against Washington (12/26), returned for the game against Arizona (1/2/22) but was inactive.
- Inactive for the Wild Card game against San Francisco (1/16/22)

**COLLEGE:**

- A first-team All-Pac 12 selection by the Associated Press, coaches and *Phil Steele* after catching 37 passes for 574 yards and three touchdowns in six games. in 2020
- In 2019 played in all 12 games as a redshirt freshman, totaling 24 receptions for 566 yards and six touchdowns.
- Played in each of the last four games as a true freshman in 2018 and had one catch for six yards.

**PERSONAL:**

- Rated a four-star recruit and the No. 8 receiver in the nation out of Brighton High School in Cottonwood Heights, Utah and tabbed as a two-time first-team All-State selection.
- Holds the Utah state record for career receiving yards (3,751) and receiving touchdowns (41) and holds the state single-season receiving touchdowns record with 24.
- Married the former Bailee Larson in March 2020.
- Majored in communications at Stanford.

**COMMUNITY:**

- 2021 Play 60 Everybody Plays Field Day.
- 2021-22 My Cause My Cleats campaign.
- WrestleMania 38 Special Olympics Camp.
- American Cancer Society Gene and Jerry Jones Family Hope Lodge Dallas Starbot Visits.
- 2022-23 Dallas Cowboys Draft Day/Fan Appreciation Party.
- Annual Team Holiday Hospital Visits.
- Make-A-Wish Foundation of North Texas.

**FEHOKO'S COWBOYS TOTALS**

Year Team	GP-GS	RECEIVING					RUSHING				
		No	Yds	Avg	Long	TD	No	Yds	Avg	Long	TD
2021 Dallas	5-0	0	0	0.0	0	0	0	0	0.0	0	0
2022 Dallas	5-0	3	24	8.0	12	0	0	0	0.0	0	0
<b>Totals</b>	<b>10-0</b>	<b>3</b>	<b>24</b>	<b>8.0</b>	<b>12</b>	<b>0</b>	<b>0</b>	<b>0</b>	<b>0.0</b>	<b>0</b>	<b>0</b>
<b>Playoffs</b>											
2021 Dallas	0-0	0	0	0.0	0	0	0	0	0.0	0	0
2022 Dallas	0-0	RESERVE/INJURED-Shoulder					RESERVE/INJURED-Shoulder				
<b>Totals</b>	<b>0-0</b>	<b>0</b>	<b>0</b>	<b>0.0</b>	<b>0</b>	<b>0</b>	<b>0</b>	<b>0</b>	<b>0.0</b>	<b>0</b>	<b>0</b>

# JAKE FERGUSON

## 87 • Tight End


6-5 • 252 • 1/19/99

Wisconsin • D4-'22 (129th overall)

NFL: 2nd Year • Cowboys: 2nd Year

Games/Starts: 2022-16/8; Career-16/8

Postseason: 2022-2/2; Career-2/2



**PRO:** The Dallas Cowboys chose Wisconsin tight end Jake Ferguson in the fourth round (129th overall) of the 2022 NFL Draft. At Wisconsin, Ferguson established himself as a solid run blocker known for his reliable set of hands after catching a pass in all 47 collegiate appearances, a Wisconsin school record. The addition of Ferguson gave Dallas an upper hand in the run game in 2022, as the Cowboys ranked second in the league in rush yards with multiple tight ends on the field (962). Ferguson also recorded 19 catches in his rookie campaign, the fourth-most catches by a rookie tight end in Cowboys history, in 16 games played with eight starts. With the departure of Dalton Schultz in the 2023 offseason, Ferguson will be relied on to grow into a complete and consistent threat at the tight end position.

### TRANSACTION SUMMARY:

**4/30/22:** Drafted in the fourth round (129th overall) by Dallas.

### 2022:

- Started eight-of-16 games played as a rookie, catching 19 passes for 174 yards and two touchdowns, teaming with fellow rookie Peyton Hendershot to become the third rookie tight end duo in NFL history with multiple receiving touchdowns in their first season.
- His 19 catches ranked fourth by a Cowboys rookie tight end in franchise history.
- Earned the first start of his career against Cincinnati (9/18), starting in a two-tight end set.
- Caught the first passes of his career, hauling in two for 13 yards at the N.Y. Giants (9/26).
- Recorded a season-high four catches for 40 yards and his first career touchdown at Philadelphia (10/16).
- Had a season-long 30-yard reception against the N.Y. Giants (11/24), leading to his season-best 57 receiving yards.
- Started both postseason contests in multiple tight end sets, catching one pass for 34 yards at Tampa Bay (1/16/23) in the Wild Card Round.

### COLLEGE:

- Started all 13 games as a senior in 2021 for the Badgers, earning first-team All-Big Ten honors (coaches), reeling in a single-season career-high 46 catches for 450 yards and tying the team lead with three scores.
- Earned an invite to the Reese's Senior Bowl - one-of-six Senior Bowl participants selected by Dallas in 2022 - and caught three passes for a game-high 62 yards and a touchdown in the all-star game.
- Had a catch in each of his 47 collegiate games, setting the school record for consecutive games with a reception.
- Started all 14 games in 2020 and recorded 33 receptions for 407 yards and two touchdowns, earning a consensus All-Big Ten honorable mention selection.
- Started all 14 games in 2019 and recorded 33 receptions for 407 yards and two touchdowns, earning a consensus All-Big Ten honorable mention selection.
- Played in all 13 games, with two starts, and finished as the Badgers second leading receiver with 36 catches for 456 yards and four touchdowns, earning All-Big Ten honorable mention team as a redshirt freshman in 2018.
- Redshirted as a true freshman in 2017.

### PERSONAL:

- A consensus four-star recruit out of Memorial High School in Madison, Wisc., and rated the No. 2 tight end prospect in the country.
- Played both offense and defense in high school, finishing his career with 1,795 receiving yards and 15 touchdowns while adding 314 tackles, 29 for loss, 5.0 sacks, five interceptions and four forced fumbles on defense.
- Grandson of Barry Alvarez, the former head football coach and athletic director at Wisconsin, who has the longest head coaching tenure and most wins in program history.
- Majored in communication at Wisconsin.

### COMMUNITY:

- 2022-23 Reliant Home Run Derby benefiting the Salvation Army.
- Annual Team Holiday Hospital Visits.
- Make-A-Wish Foundation of North Texas.
- 2022 My Cause My Cleats campaign.
- 2022 Rookie Club presented by Blockchain.com.
- 2022 Early Thanksgiving at The Salvation Army.
- Hispanic Heritage outreach.
- Play 60 Week events.

## FERGUSON'S COWBOYS TOTALS

Year Team	GP-GS	RECEIVING					RUSHING				
		No	Yds	Avg	Long	TD	No	Yds	Avg	Long	TD
2022 Dallas	16-8	19	174	9.2	30	2	0	0	0.0	0	0
<b>Playoffs</b>											
2022 Dallas	2-2	1	34	34.0	34	0	0	0	0	0	0

### ADDITIONAL STATISTICS

Special Teams Tackles - 2022 (1-0-1).

Playoffs - 2022 (1-0-1).

86



# DANTE FOWLER

## 56 • Defensive End

6-3 • 250 • 8/3/94

Florida • FA-'22

NFL: 9th Year • Cowboys: 2nd Year

Games/Starts: 2022-17/0; Career-108/40

Postseason: 2022-2/0; Career-8/3



2018

**PRO:** The Dallas Cowboys added a talented veteran to their defensive line rotation when they signed Dante Fowler during 2022 free agency. The former first round pick of Jacksonville (third overall in 2015) has a knack for jarring the ball loose, forcing 10 career fumbles to go along with 35.0 sacks and 44 tackles for loss in six NFL seasons. Fowler primarily played at outside linebacker in a 3-4 defensive scheme with Atlanta in 2021, and in Dallas he moved back to his primary position at defensive end under the watchful eye of Defensive Coordinator Dan Quinn, who coached Fowler previously with the Atlanta Falcons and in college at Florida. Fowler enjoyed a resurgent 2022 season, racking up 6.0 sacks, 29 pressures, three tackles for loss and two forced fumbles in a rotational role for the Cowboys defense. He re-joins Dallas for the 2023 season and will look to continue his pursuit of opposing quarterbacks.

### TRANSACTION SUMMARY:

- 3/21/23:** Signed a one-year contract with Dallas through 2023.
- 2/16/22:** Released by Atlanta and signed a one-year contract with Dallas (3/21) through 2022.
- 3/18/20:** Signed a three-year contract with Atlanta through 2022.
- 3/11/19:** Signed a one-year contract with the LA Rams through 2019.
- 10/30/18:** Traded to the LA Rams from Jacksonville for a 2019 third round draft pick and 2020 fifth round pick.
- 8/29/15:** Placed on Reserve/Injured with an ACL injury.
- 4/30/15:** Drafted in the first round (third overall) by Jacksonville.

### 2022:

- Played in all 17 games and recorded 20 tackles, three tackles for loss, 6.0 sacks and 29 pressures as a pass-rush specialist for the Cowboys defense.
- Filled the stat line with a tackle, a sack, two pressures, a pass breakup and a forced fumble against Cincinnati (9/18).
- Had one sack against Washington (10/2) and at Philadelphia (10/16) before compiling a season-high four tackles, one sack, a tackle for loss and three pressures against Chicago (10/30).
- Named a team captain at Jacksonville (12/18) and added a tackle and two pressures.
- Tied his season high with four pressures against Philadelphia (12/24).

### 2021 (Atlanta):

- Played in 14 games with six starts while leading the team with 4.5 sacks and a career-best three forced fumbles. Added 36 tackles, six tackles for loss and eight pressures.
- Had both a sack and forced a fumble in consecutive games at Tampa Bay (9/19) and at the N.Y. Giants (9/26).
- Recorded a sack and his third forced fumble of the season in a win at Jacksonville (11/28).
- Tied a career-high three tackles for loss at Carolina (12/12), along with a sack and a hurry.

### 2020 (Atlanta):

- Started all 14 games he played, registering 22 tackles, 3.0 sacks, four tackles for loss and eight pressures.
- Recorded a season-high three pressures and added two tackles against Carolina (10/11).

### 2019 (LA Rams):

- In his first full season with the LA Rams, produced a career-high 11.5 sacks, 58 tackles, 16 hurries, six pass breakups and two forced fumbles in 16 games played. His 11.5 sacks tied for ninth in the NFL.
- Opened the season with 2.0 sacks, two tackles for loss and three hurries in a win at Carolina (9/8).
- Recorded single-game career-highs in sacks (3.0) and tackles (seven) while adding three tackles for loss and a forced fumble at Atlanta (10/20).
- Returned a fumble 29 yards to the end zone at Pittsburgh (11/10) for his first career touchdown.
- Had six tackles, three for a loss, 2.5 sacks and three pressures at San Francisco (12/21).

### 2018 (Jacksonville/LA Rams):

- Played in the first eight games for Jacksonville before his trade to the LA Rams, where he played the final eight regular season games and all three postseason contests.
- Finished the regular season with 27 tackles, 4.0 sacks, two forced fumbles and a pair of fumble recoveries.
- Made his LA Rams debut playing outside linebacker at New Orleans (11/4), recording one tackle for loss and a pass breakup.
- Recorded three tackles, one sack, one forced fumble and a fumble recovery against Seattle (11/11). His fourth quarter strip sack of Russell Wilson helped maintain the Rams lead.
- Collected the Rams first sack of the 2018 postseason in his first career playoff start in the NFC Divisional Round against Dallas (1/12/19).
- Started the NFC Championship at New Orleans (1/20/19) and pressured Drew Brees in overtime, forcing an interception that led to the LA Rams first NFL title since 2001.

### 2017 (Jacksonville):

- Collected 21 tackles, seven for loss, 8.0 sacks, two forced fumbles and two fumble recoveries.
- In his season debut at Houston (9/10), registered three tackles, one sack, one forced fumble and a recovery.
- Recorded three straight games with a sack against Baltimore (9/24), at N.Y. Jets (10/1) and at Pittsburgh (10/8).
- Notched season-highs in tackles (four) and sacks (1.5) at Indianapolis (10/22).
- Made his postseason debut against Buffalo (1/7/18) in the Wild Card Round, registering one tackle.
- Tallied a postseason career-high 2.0 sacks against Tom Brady in the AFC Championship game at New England (1/21/18), while adding three pressures and two tackles for loss.

**2016 (Jacksonville):**

- Played all 16 games with one start as a rookie, recording 32 tackles, six for a loss, 4.0 sacks and 11 hurries.
- Made his NFL debut and first career start at defensive end against Green Bay (9/11), collecting three tackles and one tackle for loss.
- Recorded his first career sacks with 2.0 sacks at San Diego (9/18). Added a season-best six tackles and two tackles for loss.

**2015 (Jacksonville):**

- Selected third overall by the Jaguars before suffering a torn ACL in rookie minicamp and missed the entire 2015 season.

**COLLEGE:**

- Three-year letterman who played in 37 games at Florida (2012-14), registering 140 tackles, 14.5 sacks, 34 tackles for loss, five forced fumbles, two fumble recoveries and two pass breakups.
- Started the final 24 games of his career and served as a team captain in his junior season and the final two games as a sophomore.
- Named second-team All-American by *Sporting News* and Walter Camp as a junior in 2014 while garnering honorable mention All-American honors from *Sports Illustrated*. Earned All-SEC first-team honors after leading the Gators with 15 tackles for loss, 8.5 sacks and 17 pressures as a junior in 2014.
- As a sophomore, named to the All-SEC second-team after leading the team with 10.5 tackles for loss and finishing second with 3.5 sacks.
- In 2012 as a true freshman, played under Dan Quinn, who recruited him out of high school as the Gators defensive coordinator and defensive line coach.
- Saw action in all 13 games as a true freshman and was named SEC Coaches' All-Freshman first-team with 30 tackles, eight tackles for loss and 2.5 sacks.

**PERSONAL:**

- A five-star prospect rated as the No. 3 weakside defensive end and No. 28 recruit overall by Rivals.com who attended Lakewood Senior High School in St. Petersburg, Fla.
- Named honorable mention All-American by *Sports Illustrated* as a senior.
- Competed in the 2012 Under Armour All-American Game.
- Majored in telecommunications at Florida.
- He and his wife, Daniela, have three sons, D'angelo, Dax and Daniel.

**COMMUNITY:**

- Annual Team Holiday Hospital Visits.
- Make-A-Wish Foundation of North Texas.

**FOWLER'S NFL TOTALS**

Year Team	GP-GS	DEFENSE										INTERCEPTIONS					FUMBLES REC				
		ST	AT	TT	Sks-Yds	Tkl/Ls	QB Prs	PBU	FF	No	Yds	Avg	Lg	TD	No	Yds	Avg	Lg	TD		
2015 Jacksonville	0-0				RESERVE/INJURED	Knee				RESERVE/INJURED				RESERVE/INJURED							
2016 Jacksonville	16-1	23	9	32	4.0(-26.5)	4(-14)	11	5	0	0	0	0.0	0	0	0	0.0	0	0	0		
2017 Jacksonville	16-0	18	3	21	8.0(-49)	1(-2)	10	0	2	0	0	0.0	0	0	0	2	53	26.5	53t		
2018 Jacksonville	7-0	8	1	9	2.0(-16)	1(-8)	1	0	1	0	0	0.0	0	0	0	1	0	0.0	0		
LA Rams	8-6	15	6	21	2.0(-18)	4(-15)	5	1	1	0	0	0.0	0	0	0	1	0	0.0	0		
2019 LA Rams	16-14	40	18	58	11.5(-84)	16(-76)	16	6	2	0	0	0.0	0	0	0	1	26	26.0	26t		
2020 Atlanta	14-13	12	11	23	3.0(-15.5)	4(-20)	8	1	1	0	0	0.0	0	0	0	0	0	0.0	0		
2021 Atlanta	14-6	21	15	36	4.5(-39)	6(-15)	8	1	3	0	0	0.0	0	0	0	0	0	0.0	0		
2022 Dallas	17-0	17	3	20	6.0(-49)	3(-11)	29	2	2	0	0	0.0	0	0	0	0	0	0.0	0		
<b>Totals</b>	<b>108-40</b>	<b>154</b>	<b>66</b>	<b>220</b>	<b>41.0(-297)</b>	<b>39(-161)</b>	<b>88</b>	<b>16</b>	<b>12</b>	<b>0</b>	<b>0</b>	<b>0.0</b>	<b>0</b>	<b>0</b>	<b>5</b>	<b>79</b>	<b>15.8</b>	<b>53t</b>	<b>2</b>		
<b>Playoffs</b>																					
2017 Jacksonville	3-0	5	0	5	2.0(-4)	2(-4)	3	1	0	0	0	0.0	0	0	0	0	0	0.0	0		
2018 LA Rams	3-3	8	4	12	1.5(-8.5)	4(-21)	3	0	0	0	0	0.0	0	0	0	0	0	0.0	0		
2022 Dallas	2-0	1	0	1	0.0(0)	0(0)	1	0	0	0	0	0.0	0	0	0	0	0	0.0	0		
<b>Totals</b>	<b>8-3</b>	<b>14</b>	<b>4</b>	<b>18</b>	<b>3.5(-12.5)</b>	<b>6(-25)</b>	<b>7</b>	<b>1</b>	<b>0</b>	<b>0</b>	<b>0</b>	<b>0.0</b>	<b>0</b>	<b>0</b>	<b>0</b>	<b>0</b>	<b>0</b>	<b>0.0</b>	<b>0</b>		

**SINGLE-GAME HIGHS**

**Tackles** – 7 at Atlanta, 10/20/19

*Playoffs* – 5 at New Orleans, 1/20/19

**Solo Tackles** – 6 at Atlanta, 10/20/19

*Playoffs* – 4 vs. New England, 2/3/19

**Sacks** – 3.0 at Atlanta, 10/20/19

*Playoffs* – 2.0 at New England, 1/21/18

**Tackles for Loss** – 3, four times, last at Carolina, 12/12/21

*Playoffs* – 2, at New England, 1/21/18 and

vs. New England, 2/3/19

**QB Pressures** – 4 three times, last vs. Philadelphia, 12/24/22

*Playoffs* – 3 at New England, 1/21/18

**FOWLER'S CAREER GAME-BY-GAME  
DEFENSE**

2015 (Jacksonville)							
Game	ST	AT	TT	Sks	Tkl/	QB	PBU
				Yds	Ls	Prs	
L-Car 9/13.....				RESERVE/INJURED	Knee		
W-Mia 9/20.....				RESERVE/INJURED	Knee		
L-@ NE 9/27.....				RESERVE/INJURED	Knee		
L-@ Ind 10/4.....				RESERVE/INJURED	Knee		
L-@ TB 10/11.....				RESERVE/INJURED	Knee		
L-Hou 10/18.....				RESERVE/INJURED	Knee		
W-Buf 10/25 (Lon.)				RESERVE/INJURED	Knee		
L-@ NYJ 11/8.....				RESERVE/INJURED	Knee		
W-@ Bal 11/15.....				RESERVE/INJURED	Knee		
W-Ten 11/19.....				RESERVE/INJURED	Knee		
L-SD 11/29.....				RESERVE/INJURED	Knee		
L-@ Ten 12/6.....				RESERVE/INJURED	Knee		
W-Ind 12/13.....				RESERVE/INJURED	Knee		
L-Atl 12/20.....				RESERVE/INJURED	Knee		
L-@ NO 12/27.....				RESERVE/INJURED	Knee		
L-@ Hou 1/3/16.....				RESERVE/INJURED	Knee		
<b>Totals</b> .....	<b>0</b>	<b>0</b>	<b>0</b>	<b>0(0)</b>	<b>0(0)</b>	<b>0</b>	<b>0</b>

2016 (Jacksonville)							
Game	ST	AT	TT	Sks	Tkl/	QB	PBU
				Yds	Ls	Prs	
L-GB 9/11.....	2	1	3		1(-2)		
L-@ SD 9/18.....	5	1	6	2.0(-12.5)		2	
L-Bal 9/25.....	1	0	1				1
W-Ind 10/2 (Lon.)...	2	0	2			2	1
W-@ Chi 10/16.....	1	0	1				
L-Oak 10/23.....	2	0	2				
L-@ Ten 10/27.....	0	2	2				
L-@ KC 11/6.....	1	3	4	0.5(-3)		1	
L-Hou 11/13.....	1	0	1				
L-@ Det 11/20.....	1	0	1		1(-3)		
L-@ Buf 11/27.....	0	1	1				
L-Den 12/4.....	4	0	4		1(-1)	1	
L-Min 12/11.....	1	0	1				
L-@ Hou 12/18.....							
W-SF 12/24.....	2	0	2	1.0(-8)	1(-8)	3	2
L-@ Ind 1/1/17.....	0	1	1	0.5(-3)		2	1
<b>Totals</b> .....	<b>23</b>	<b>9</b>	<b>32</b>	<b>4.0(-26.5)</b>	<b>4(-14)</b>	<b>11</b>	<b>5</b>

2017 (Jacksonville)							
Game	ST	AT	TT	Sks	Tkl/	QB	PBU
				Yds	Ls	Prs	
W-@ Hou 9/10.....	3	0	3	1.0(-6)	1(-2)		
L-Ten 9/17.....							
W-Bal (Lon.) 9/24...	2	0	2	1.0(-5)		1	
L-@ NYJ 10/1.....	3	0	3	1.0(-9)		1	
W-@ Pit 10/8.....	1	0	1	1.0(-4)		1	
L-LAR 10/15.....							
W-@ Ind 10/22.....	3	1	4	1.5(-8)		2	
W-Cin 11/5.....							
W-LAC 11/12.....							
W-@ Cle 11/19.....	1	0	1	1.0(-8)		1	
L-@ Ari 11/26.....	2	0	2				
W-Ind 12/3.....							
W-Sea 12/10.....							
W-Hou 12/17.....	2	0	2	1.0(-6)		2	
L-@ SF 12/24.....	1	0	1				
L-@ Ten 12/31.....	0	2	2	0.5(-3)		1	
<b>Totals</b> .....	<b>18</b>	<b>3</b>	<b>21</b>	<b>8.0(-49)</b>	<b>1(-2)</b>	<b>10</b>	

Playoffs							
Game	ST	AT	TT	Sks	Tkl/	QB	PBU
W-Buf 1/7/18.....	1	0	1				
W-@ Pit 1/14/18.....	1	0	1				1
L-@ NE 1/21/18.....	3	0	3	2.0(-4)	2(-4)	3	
<b>Totals</b> .....	<b>5</b>	<b>0</b>	<b>5</b>	<b>2.0(-4)</b>	<b>2(-4)</b>	<b>3</b>	<b>1</b>

2018 (Jacksonville)							
Game	ST	AT	TT	Sks	Tkl/	QB	PBU
				Yds	Ls	Prs	
W-@ NYG 9/9.....				RESERVE/SUSPENDED			
W-NE 9/16.....	1	0	1	1.0(-8)			
L-Ten 9/23.....	1	0	1				
W-NYJ 9/30.....							
L-@ KC 10/7.....	1	0	1				
L-@ Dal 10/14.....	1	0	1				
L-Hou 10/21.....	2	0	2	1.0(-8)	1(-8)	1	
L-Phi 10/28 (Lon.)..	2	1	3				
<b>Totals</b> .....	<b>8</b>	<b>1</b>	<b>9</b>	<b>2.0(-16)</b>	<b>1(-8)</b>	<b>1</b>	

2018 (LA Rams)							
Game	ST	AT	TT	Sks	Tkl/	QB	PBU
				Yds	Ls	Prs	
L-@ NO 11/4.....	1	0	1		1(-4)	1	
W-Sea 11/11.....	2	2	4	1.0(-15)		1	
W-KC 11/19.....	0	3	3				
W-@ Det 12/2.....	5	0	5	1.0(-3)	3(-11)	1	
L-@ Chi 12/9.....	2	0	2				
L-Phi 12/16.....	1	1	2				
W-@ Ari 12/23.....						2	
W-SF 12/30.....	4	0	4			1	
<b>Totals</b> .....	<b>15</b>	<b>6</b>	<b>21</b>	<b>2.0(-18)</b>	<b>4(-15)</b>	<b>5</b>	<b>1</b>

Playoffs							
Game	ST	AT	TT	Sks	Tkl/	QB	PBU
W-Dal 1/12/19.....	2	1	3	1.0(-8)	1(-8)	1	
W-@ NO 1/20/19....	2	3	5	0.5(-0.5)	1(0)	2	
L-NE 2/3/19.....	4	0	4		2(-4)		
<b>Totals</b> .....	<b>8</b>	<b>4</b>	<b>12</b>	<b>1.5(-8.5)</b>	<b>4(-12)</b>	<b>3</b>	

2019 (LA Rams)							
Game	ST	AT	TT	Sks	Tkl/	QB	PBU
				Yds	Ls	Prs	
W-@ Car 9/8.....	2	0	2	2.0(-17)	2(-17)	3	
W-NO 9/15.....	4	2	6		1(-5)		
W-@ Cle 9/22.....	2	2	4			1	
L-TB 9/29.....	1	3	4		1(-3)		
L-@ Sea 10/3.....	2	2	4		1(0)		
L-SF 10/13.....	0	1	1				
W-@ Atl 10/20.....	6	1	7	3.0(-22)	3(-17)	4	1
W-Cin 10/27.....	3	1	4	1.5(-13.5)	1(-9)	2	
L-@ Pit 11/10.....	1	1	2		1(0)		
W-Chi 11/17.....							
L-Bal 11/25.....	4	0	4				
W-@ Ari 12/1.....	2	0	2	1.0(-12)	2(-12)	1	2
W-Sea 12/8.....	2	2	4	1.5(-9.5)	1(-5)	3	
L-@ Dal 12/15.....	4	2	6				
L-@ SF 12/21.....	5	1	6	2.5(-10)	3(-8)	3	1
W-Ari 12/29.....	2	0	2				1
<b>Totals</b> .....	<b>40</b>	<b>18</b>	<b>58</b>	<b>11.5(-84)</b>	<b>16(-76)</b>	<b>16</b>	<b>6</b>

2020 (Atlanta)							
Game	ST	AT	TT	Sks	Tkl/	QB	PBU
				Yds	Ls	Prs	
L-Sea 9/13.....	1	3	4	0.5(-3)	1(-3)	1	
L-@ Dal 9/20.....	1	1	2	0.5(-2.5)			
L-Chi 9/27.....						1	
L-@ GB 10/5.....	1	1	2		1(-4)		
L-Car 10/11.....	1	1	2			3	
W-@ Min 10/18.....	1	1	2				
L-Det 10/25.....	2	1	3		1(-5)		
W-@ Car 10/29.....	1	1	2	1.0(-2)		1	
W-Den 11/8.....				INACTIVE/INJURED-Hamstring			
L-@ NO 11/22.....				RESERVE/COVID-19			
W-LV 11/29.....						1	
L-NO 12/6.....	1	0	1				
L-@ LAC 12/13.....	1	1	2			1	
L-TB 12/20.....							
L-@ KC 12/27.....	0	1	1				
L-@ TB 1/3/21.....	2	0	2	1.0(-8)	1(-8)	1	
<b>Totals</b> .....	<b>12</b>	<b>11</b>	<b>23</b>	<b>3.0(-15.5)</b>	<b>4(-20)</b>	<b>8</b>	<b>1</b>

STAFF

DANTE  
FOWLER

2022 SEASON

RECORDS

PLAYOFF  
RECORDS

HISTORY

SIDELINES

FOWLER'S CAREER GAME-BY-GAME, cont.

2021 (Atlanta)								2022 (Dallas)							
Game	ST	AT	TT	Sks Yds	Tkl/ Ls	QB Prs	PBU	Game	ST	AT	TT	Sks Yds	Tkl/ Ls	QB Prs	PBU
W-Phi 9/12	1	1	2					L-TB 9/11							
W-@ TB 9/19	2	1	3	1.0(-2)		2		W-Cin 9/18	1	0	1	1.0(-3)		2	1
W-@ NYG 9/26	1	2	3	1.0(-9)		1	1	W-@ NYG 9/26					1(-2)		1
L-WAS 10/3	2	1	3		2(-3)			W-WAS 10/2				1.0(-6)	1(-1)		2
L-NYJ 10/10	1	0	1					W-@ LAR 10/9	1	0	1				4
L-@ Mia 10/24				RESERVE/INJURED-Knee				L-@ Phi 10/16	1	0	1	1.0(-12)			1
W-Car 10/31				RESERVE/INJURED-Knee				W-Det 10/23	2	1	3				1
W-@ NO 11/7				RESERVE/INJURED-Knee				L-Chi 10/30	4	0	4	1.0(-11)	1(-8)	3	1
L-@ Dal 11/14	1	1	2					L-@ GB 11/13	3	0	3				
W-NE 11/18	2	3	5	0.5(-6)		1		W-@ Min 11/20	1	0	1	1.0(-10)			3
L-@ Jac 11/28	1	1	2	1.0(-12)				W-NYG 11/24	1	0	1				1
L-TB 12/5	2	0	2					W-Ind 12/4							
L-@ Car 12/12	3	0	3	1.0(-10)	3(-12)	1		W-Hou 12/11	2	1	3				
W-@ SF 12/19	1	0	1			1		L-@ Jac 12/18	1	0	1				2
L-Det 12/22	0	3	3			1		W-Phi 12/24							4
W-@ Buf 12/29	2	1	3		1(-2)	1		W-@ Ten 12/29	1	0	1	1.0(-7)			3
L-NO 1/9/22	2	1	3					L-@ Was 1/8/23							2
<b>Totals</b>	<b>21</b>	<b>15</b>	<b>36</b>	<b>4.5(-39)</b>	<b>6(-17)</b>	<b>8</b>	<b>1</b>	<b>Totals</b>	<b>17</b>	<b>3</b>	<b>20</b>	<b>6.0(-49)</b>	<b>3(-11)</b>	<b>29</b>	<b>2</b>

**Playoffs**

W-@ TB 1/16/23	1	0	1				1
L-@ SF 1/22/23							
<b>Totals</b>	<b>1</b>	<b>0</b>	<b>1</b>				<b>1</b>

# NEVILLE GALLIMORE

## 96 • Defensive Tackle

6-2 • 315 • 1/17/97  
 Oklahoma • D3-'20 (82nd overall)  
 NFL: 4th Year • Cowboys: 4th Year  
 Games/Starts: 2022-16/1; Career-35/14  
 Postseason: 2022-1/0; Career-2/1

**PRO:** The Dallas Cowboys used their third round selection (82nd overall) of the 2020 NFL Draft on Oklahoma defensive tackle Neville Gallimore. After starting all 27 games over his final two collegiate seasons, Gallimore worked into the rotation on the Cowboys defensive line early in his rookie season before taking on a starting role, starting nine of the 14 games he played. He posted 26 tackles, a half sack, four tackles for losses, 12 pressures and a pass breakup as a rookie and was primed to take the second-year jump, but a shoulder injury suffered in the preseason limited him to four starts in five games in 2021. Gallimore made the most of his playing time and notched 10 tackles, 1.5 sacks, two tackles for loss and six hurries in a shortened season. He played in 16 games with one start in 2022, adding 33 tackles, one tackle for loss and a sack at defensive tackle.

**TRANSACTION SUMMARY:**

**9/2/21:** Placed on Reserve/Injured with an elbow injury, designated for return (11/29) and activated (12/11).  
**4/24/20:** Drafted in the third round (82nd overall) by Dallas.

**2022:**

- Played in 16 games with one start in his third season, contributing 33 tackles, one tackle for loss, a sack and six pressures at defensive tackle.
- Had his first sack of the season against Washington (10/2), adding a tackle for loss and a pressure.
- Was inactive against Detroit (10/23), then returned to the lineup against Chicago (10/30) and had a tackle.
- Recorded a season-best four tackles in the season finale at Washington (1/8/23).
- Was inactive for the Wild Card Game at Tampa Bay (1/16/23), but played at San Francisco (1/22/23) in the Divisional Round and added a tackle.

**2021:**

- Started four of the five games he played, missing 12 with an elbow injury, and posted 10 tackles, 1.5 sacks, two tackles for loss and six hurries.
- Placed on short-term IR after the final cut date after injuring his elbow in preseason action at Arizona (8/13).
- Designated for return Nov. 29, activated on Dec. 11 and made his season debut at Washington (12/12) to the tune of one tackle, two hurries and his first career full sack.
- Named defensive captain for the game against Washington (12/26) and logged three hurries.
- Made his playoff debut, starting the Wild Card game against San Francisco (1/16/22) and had four tackles.

**2020:**

- Started nine of the 14 games he played and tallied 26 tackles, a half sack, four tackles for losses, 12 pressures (tied for fourth on the team) and a pass breakup.
- Made his NFL debut as a reserve lineman in the opener at the LA Rams (9/13), then logged his first career start, finishing at Washington (10/25) with three tackles, one for a loss and a hurry.

- Had three tackles, a tackle for loss and a quarterback hurry against Pittsburgh (11/8) - his second career start - before notching a season-best five tackles at Baltimore (12/8).
- Had his first career sack stat - a half sack - against Philadelphia (12/27).

**COLLEGE:**

- Only the second Canadian to play for the Sooners, started 38-of-52 career games - including all of his 27 contests the last two seasons
- Was a 2019 first-team All-Big 12 selection by the media after making 30 tackles and posting career-highs of 7.5 tackles for loss, 4.0 sacks, two forced fumbles and a pass breakup while starting all 14 games as a senior.
- An honorable mention All-Big 12 pick as a junior by league's coaches and one-of-five finalists for the Jon Cornish Trophy (awarded to most outstanding Canadian player in NCAA football).
- Played in 13-of-14 games (all starts) to record a career-high 50 tackles - 5.5 for losses - and 3.0 sacks in his junior season.
- As a sophomore, played in 12 games with starts in the first five contests to amass 28 tackles, one sack, 1.5 tackles for loss and a pass breakup.
- Totaled 40 tackles, four tackles for loss (fourth on the team), a sack and a forced fumble as a redshirt freshman while playing in 13 games with six starts.
- Became the second Canadian to play for the Sooners (OL Josiah St. John, 2014-15) in his 2016 debut.
- Redshirted as a true freshman in 2015.

**PERSONAL:**

- Attended Canada Prep Academy in St. Catharines, Ontario, Canada.
- Consensus four-star recruit and top ranked overall player in Canada by ESPN and Scout.
- Became the first Canadian player selected to compete in the U.S. Army All-American Bowl.
- Owns a bachelor's degree in cultural awareness and organizational studies and is pursuing a master's in human relations.

**COMMUNITY:**

- 2020 NFL My Cause My Cleats Campaign.
- 2020 Rookie Club Salute to Service Week.
- WrestleMania 38 School Pep Rally.
- American Cancer Society Gene and Jerry Jones Family Hope Lodge Dallas Starbot Visits.
- Annual Team Holiday Hospital Visits.
- Make-A-Wish Foundation of North Texas.
- 2022 Early Thanksgiving at The Salvation Army.
- 2023 Dallas Cowboys Draft Day/Fan Appreciation Party.

**GALLIMORE'S COWBOYS TOTALS**

Year Team	GP-GS	DEFENSE								INTERCEPTIONS				FUMBLES REC					
		ST	AT	TT	Sks- Yds	Tkl/ Ls	QB Prs	PBU	FF	No	Yds	Avg	Lg	TD	No	Yds	Avg	Lg	TD
2020 Dallas	14-9	14	12	26	0.5(-1)	4(-9)	12	1	0	0	0	0.0	0	0	0	0.0	0	0	0
2021 Dallas	5-4	6	4	10	1.5(-11)	2(-10)	6	0	0	0	0	0.0	0	0	0	0.0	0	0	0
2022 Dallas	16-1	18	15	33	1.0(-9)	1(-2)	6	1	0	0	0	0.0	0	0	0	0.0	0	0	0
<b>Totals</b>	<b>35-14</b>	<b>38</b>	<b>31</b>	<b>69</b>	<b>3.0(-21)</b>	<b>7(-21)</b>	<b>24</b>	<b>2</b>	<b>0</b>	<b>0</b>	<b>0</b>	<b>0.0</b>	<b>0</b>	<b>0</b>	<b>0</b>	<b>0.0</b>	<b>0</b>	<b>0</b>	<b>0</b>
<b>Playoffs</b>																			
2021 Dallas	1-1	2	2	4	0.0(0)	0(0)	0	0	0	0	0	0.0	0	0	0	0.0	0	0	0
2022 Dallas	1-0	1	0	1	0.0(0)	0(0)	0	0	0	0	0	0.0	0	0	0	0.0	0	0	0
<b>Totals</b>	<b>2-1</b>	<b>3</b>	<b>2</b>	<b>5</b>	<b>0.0(0)</b>	<b>0(0)</b>	<b>0</b>	<b>0</b>	<b>0</b>	<b>0</b>	<b>0</b>	<b>0.0</b>	<b>0</b>	<b>0</b>	<b>0</b>	<b>0.0</b>	<b>0</b>	<b>0</b>	<b>0</b>

# MICHAEL GALLUP

## 13 • Wide Receiver

6-1 • 205 • 3/4/96

Colorado State • D3-'18 (81st overall)

NFL: 6th Year • Cowboys: 6th Year

Games/Starts: 2022-14/11; Career-69/54

Postseason: 2022-2/2; Career-4/3



**PRO:** The Dallas Cowboys added an explosive, big-play threat in the passing game with their selection of wide receiver Michael Gallup in the third round (81st overall) of the 2018 NFL Draft. As a rookie, Gallup played in all 16 games, earning starts in eight, and was fourth in receptions (33) and receiving yards (507) with two touchdowns. In his second pro season, Gallup showed his development into a reliable target as he was second on the team in all receiving categories, catching 66 passes for 1,107 yards and six touchdowns. Gallup was also part of an offensive arsenal that gave Dallas its first ever 4,000-yard passer, 1,000-yard rusher and 1,000-yard receiver as he teamed with Amari Cooper to give the Cowboys two 1,000-yard receivers - the seventh tandem in franchise history with 1,000 receiving yards each. Gallup came into his own in 2020, providing several highlight-reel catches, tying for the lead in touchdown catches (five), finishing third on the offense in receiving yards (843) and fourth in catches (59). Gallup's 2021 was challenging as he was limited by injury throughout. A calf injury in Week 1 landed him on IR for seven weeks, then a torn ACL suffered in

Week 17 put an end to his season for good. Despite missing seven games through the beginning and middle of the season, Gallup started eight-of-nine games played and caught 35 passes for 445 yards and two touchdowns. With Cooper's trade to Cleveland, and Gallup's impending free agent status, Dallas signed Gallup to a five-year extension that will keep him a Cowboy for the long-term. In his first season after ACL surgery in 2022, Gallup recorded 39 catches for 424 yards and four touchdowns.

**TRANSACTION SUMMARY:**

- 3/14/22:** Signed a five-year extension with Dallas through 2026.  
**1/4/22:** Placed on Reserve/Injured with a knee injury.  
**9/13/21:** Placed on Reserve/Injured with a calf injury, designated for return (10/25) and activated (11/13).  
**4/27/18:** Drafted in the third round (81st overall) by Dallas.

**2022:**

- Played in 14 games with 11 starts, missing the first three games as he recovered from offseason ACL surgery, and returned to contribute 39 catches for 424 yards and four touchdowns.
- Returned to game action against Washington (10/2) and caught two passes for 24 yards and a touchdown.
- Surpassed 200 career receptions (201) with two catches for 18 yards at Philadelphia (10/16).
- Became the 21st player in team history to eclipse 3,000 receiving yards after hauling in four passes for 49 yards against Chicago (10/30).
- Named a game captain and recorded season-highs in catches (five) and yards (63) against the N.Y. Giants (11/24) on Thanksgiving.
- Caught a season-best two touchdowns against Indianapolis (12/4).
- Started both postseason contests, catching five passes for 46 yards and a touchdown in the Wild Card Round at Tampa Bay (1/16/13) but did not record any stats the following week at San Francisco (1/22/23).

**2021:**

- Limited to eight starts in nine games due to injuries and finished the year with 35 receptions for 445 yards and two scores.
- Opened the season at Tampa Bay (9/9) with four catches for 36 yards but suffered a calf injury that landed him on Reserve/Injured.
- Returned to practice Oct. 25, activated Nov. 13 and made his return to the field against Atlanta (11/14) to the tune of three catches for 42 yards.
- One-of-two receivers (Cedrick Wilson) to top 100 yards on Thanksgiving Day against Las Vegas (11/25), finishing with 106 on five catches.
- Had his first touchdown catch of the season on five receptions for 36 yards at New Orleans (12/2).
- Selected as the offensive captain at Washington (12/12) and caught five passes for 60 yards.
- Against Arizona (1/2/22) caught three passes for 36 yards, including a 21-yard touchdown catch on which he tore his ACL. Landed on Reserve/Injured on Jan. 4.

**2020:**

- Started a career-high 15 games, playing in all 16 for the second time, and tied for the team lead in touchdowns (five), finished third in receiving yards (843) and receiving first downs (44) and fourth in catches (59).
- Caught his 100th career pass in the opener at the LA Rams (9/13), then caught six passes for 138 yards and a touchdown at Seattle (9/27).
- Selected as a team captain for the Week 2 game against Atlanta (9/20).
- Set up Dallas' game-winning field goal against the N.Y. Giants (10/11), catching a pair of passes along the sideline late in the fourth quarter. Finished with four receptions for 73 yards.
- Selected as the offensive captain for the game at Baltimore (12/8) and led the team with seven catches for 86 yards and a touchdown.
- Had six catches for 121 yards and two touchdowns - his second career multi-touchdown game - against Philadelphia (12/27). All 121 yards came in the first half - ninth in a first half in time history and most since Dez Bryant had 158 at Jacksonville (11/9/14) in London.

**2019:**

- Started 12 of the 14 games he played and was second on the team with career-highs in receptions (66), receiving yards (1,107) and touchdowns (six).
- Teamed with Cooper to give the Cowboys two 1,000-yard pass catchers in a season for only the seventh time in franchise history and the first since the 2012 season (Dez Bryant 1,382; Jason Witten 1,039).
- Part of the first group in team history to boast a 4,000-yard passer (Dak Prescott), a 1,000-yard rusher (Ezekiel Elliott) and a 1,000-yard receiver (in addition to Cooper) in a single season.
- Had a career-high 158 yards - first career 100-yard game - on seven catches with a career-long 62-yard grab in the season-opening win over the N.Y. Giants (9/8).
- Suffered a knee injury at Washington (9/15) that forced him from the next two games but returned against Green Bay (10/6) to log 113 yards and a touchdown on seven catches. Combined with Cooper (226 yards) and Prescott (463 yards) to mark the fifth instance - first since against Denver (10/6/13) - that Dallas boasted a 400-yard passer and two 100-yard receivers.
- Had his third 100-yard performance with 148 yards on a career-high nine catches at Detroit (11/17), then hit 100 again, finishing at Chicago (12/5) with 109 yards.
- Topped 1,000 yards on the season with 98 yards on five catches at Philadelphia (12/22).
- Caught a career-high three touchdown passes in the finale against Washington (12/29) to become the 15th Cowboys pass catcher with at least three receiving touchdowns in a game.

**2018:**

- Played in all 16 games, starting eight, and was fourth on the team with 33 catches and 507 yards to go with a pair of scores.
- Made his NFL debut in the opener at Carolina (9/9) and caught a pass for nine yards.
- Made the first start of his career in the win over Jacksonville (10/14) and caught one pass for 27 yards.
- Had his first career score on a season-long 49-yard toss and finished with three catches for a season-best 81 yards at Washington (10/21).
- Led the team with 76 yards on five catches in the win against New Orleans (11/29).
- Caught two passes for 18 yards with an 11-yard touchdown in his postseason debut against Seattle (1/5/19).
- Had his first postseason start and logged the first 100-yard game of his career, finishing at the LA Rams (1/12/19) with 119 yards on a team-high tying six catches. He was the first Cowboys rookie with a 100-yard receiving game in the playoffs, and his six catches were the most in the postseason by a Dallas rookie.

**COLLEGE:**

- Was one-of-three finalists for the prestigious Biletnikoff Award, given annually to the nation's most outstanding receiver, and named just the fourth consensus All-American in school history after starting all 13 games and recording a school-record 100 catches for 1,413 yards and seven touchdowns as a senior.
- As a junior transfer to Colorado State, named first-team All-Mountain West, playing in all 13 games and starting 11, recording 76 catches for 1,272 yards and 14 touchdowns.
- Had nine catches for 74 yards and one touchdown in four games for Butler County CC in 2015, while limited by an ankle injury as a sophomore.
- Totaled 780 receiving yards and 11 touchdowns as a freshman at Butler County CC in 2014.

**PERSONAL:**

- Earned 16 total varsity letters, including four each in football, baseball, basketball and track & field at Monroe, Ga., High School.
- Majored in liberal arts at Colorado State.

**COMMUNITY:**

- 2018 Rookie Club presented by Essilor USA.
- 2018-19 Dallas Cowboys U High School Camp.
- 2019 Visit to local foster home.
- 2019 Dallas Cowboys Draft Day/Fan Appreciation Party.
- 2019 Dirk Nowitzki Heroes Celebrity Baseball Game.
- 2019-20, 2022 NFL My Cause My Cleats campaign.
- WrestleMania 38 Special Olympics Camp.
- 2022 Dallas Cowboys Draft Day/Fan Appreciation Party.
- Annual Team Holiday Hospital Visits.
- Kick Off Luncheon and Dallas Cowboys Family Cookbook benefiting Happy Hill Farm.
- Make-A-Wish Foundation of North Texas.
- Salvation Army Angel Tree Christmas Program.

**GALLUP'S COWBOYS TOTALS**

Year Team	GP-GS	RECEIVING					RUSHING				
		No	Yds	Avg	Long	TD	No	Yds	Avg	Long	TD
2018 Dallas	16-8	33	507	15.4	49t	2	0	0	0.0	0	0
2019 Dallas	14-12	66	1,107	16.8	62	6	0	0	0.0	0	0
2020 Dallas	16-15	59	843	14.3	55	5	0	0	0.0	0	0
2021 Dallas	9-8	35	445	12.7	41	2	0	0	0.0	0	0
2022 Dallas	14-11	39	424	10.9	27	4	0	0	0.0	0	0
<b>Totals</b>	<b>69-54</b>	<b>232</b>	<b>3,326</b>	<b>14.3</b>	<b>62</b>	<b>19</b>	<b>0</b>	<b>0</b>	<b>0.0</b>	<b>0</b>	<b>0</b>
<b>Playoffs</b>											
2018 Dallas	2-1	8	137	17.1	44	1	0	0	0.0	0	0
2021 Dallas	0-0	RESERVE/INJURED-Knee					RESERVE/INJURED-Knee				
2022 Dallas	2-2	5	46	9.2	15	1	0	0	0.0	0	0
<b>Totals</b>	<b>4-3</b>	<b>13</b>	<b>183</b>	<b>14.1</b>	<b>44</b>	<b>2</b>	<b>0</b>	<b>0</b>	<b>0.0</b>	<b>0</b>	<b>0</b>

**SINGLE-GAME HIGHS**

- Receptions** – 9 at Detroit, 11/17/19  
*Playoffs* – 6 at LA Rams, 1/12/19
- Receiving Yards** – 158 vs. N.Y. Giants, 9/8/19  
*Playoffs* – 119 at LA Rams, 1/12/19
- Touchdowns** – 3 vs. Washington, 12/29/19  
*Playoffs* – 1 vs. Seattle, 1/15/19

**GALLUP'S 100-YARD RECEIVING GAMES**

(8 total - 7 regular; 1 post)

158 vs. N.Y. Giants, 9/8/19 (7 rec.)	121 at Philadelphia, 12/27/20 (6 rec.)	106 vs. Las Vegas, 11/25/21 (5 rec.)
148 at Detroit, 11/17/19 (9 rec.)	113 vs. Green Bay, 10/6/19 (7 rec.)	<b>Playoffs (1)</b>
138 at Seattle, 9/27/20 (6 rec.)	109 at Chicago, 12/5/19 (6 rec.)	119 at LA Rams, 1/12/19 (6 rec.)

**GALLUP'S CAREER GAME-BY-GAME RECEIVING**

Game	2018 (Dallas)					Game	2018 (Dallas), cont.				
	No	Yds	Avg	Long	TD		No	Yds	Avg	Long	TD
L-@ Car 9/9	1	9	9.0	9	0	<b>Playoffs</b>					
W-NYG 9/16	1	5	5.0	5	0	W-Sea 1/5/19	2	18	9.0	11t	1
L-@ Sea 9/23	1	17	17.0	17	0	L-@ LAR 1/12/19	6	119	19.8	44	0
W-Det 9/30	2	45	22.5	37	0	<b>Totals</b>	<b>8</b>	<b>137</b>	<b>17.1</b>	<b>44</b>	<b>1</b>
L-@ Hou 10/7	1	6	6.0	6	0						
W-Jac 10/14	1	27	27.0	27	0	<b>2019 (Dallas)</b>					
L-@ Was 10/21	3	81	27.0	49t	1	W-NYG 9/8	7	158	22.6	62	0
L-Ten 11/5	3	51	17.0	21	0	W-@ Was 9/15	6	68	11.3	16t	0
W-@ Phi 11/11	2	34	17.0	25	0	W-Mia 9/22	INACTIVE/INJURED-Knee				
W-@ Atl 11/18	1	10	10.0	10	0	L-@ NO 9/29	INACTIVE/INJURED-Knee				
W-Was 11/22	2	19	9.5	12	0	L-GB 10/6	7	113	16.1	40t	1
W-NO 11/29	5	76	15.2	40	0	L-@ NYJ 10/13	4	48	12.0	17	0
W-Phi 12/9	4	24	6.0	10	0	W-Phi 10/20	3	34	11.3	14	0
L-@ Ind 12/16						W-@ NYG 11/4	2	33	16.5	18	1
W-TB 12/23	3	53	17.7	31	1	L-Min 11/10	4	76	19.0	25	1
W-@ NYG 12/30	3	50	16.7	24	0	W-@ Det 11/17	9	148	16.4	41	0
<b>Totals</b>	<b>33</b>	<b>507</b>	<b>15.4</b>	<b>49t</b>	<b>2</b>						

## GALLUP'S CAREER GAME-BY-GAME, cont.

2019 (Dallas), cont.					
Game	No	Yds	Avg	Long	TD
L-@ NE 11/24 .....	4	55	13.8	22	0
L-Buf 11/28 .....	3	63	21.0	35	0
L-@ Chi 12/5 .....	6	109	18.5	24	0
W-LAR 12/15 .....	1	6	6.0	6	0
L-@ Phi 12/22 .....	5	98	19.6	41	0
W-Was 12/29 .....	5	98	19.6	45t	3
<b>Totals .....</b>	<b>66</b>	<b>1,107</b>	<b>16.8</b>	<b>62</b>	<b>6</b>

2020 (Dallas)					
Game	No	Yds	Avg	Long	TD
L-@ LAR 9/13 .....	3	50	16.7	24	0
W-Atl 9/20 .....	2	58	29.0	38	0
L-@ Sea 9/27 .....	6	138	23.0	52	1
L-Cle 10/4 .....	2	29	14.5	17	0
W-NYG 10/11 .....	4	73	18.3	38	0
L-Ari 10/19 .....	2	23	11.5	17	0
L-@ Was 10/25 .....					
L-@ Phi 11/1 .....	7	61	8.7	14	0
L-Pit 11/8 .....	3	36	12.0	20	0
W-@ Min 11/22 .....	2	29	14.5	19	0
L-Was 11/26 .....	6	41	6.8	19	0
L-@ Bal 12/3 .....	7	86	12.3	28	1
W-@ Cin 12/13 .....	2	23	11.5	12	0
W-SF 12/20 .....	3	26	8.7	12	1
W-Phi 12/27 .....	6	121	20.2	55	2
L-@ NYG 1/3/21 .....	4	49	12.3	20	0
<b>Totals .....</b>	<b>59</b>	<b>843</b>	<b>14.3</b>	<b>55</b>	<b>5</b>

2021 (Dallas)					
Game	No	Yds	Avg	Long	TD
L-@ TB 9/9 .....	4	36	9.0	12	0
W-@ LAC 9/19 .....		RESERVE/INJURED-Calif			
W-Phi 9/27 .....		RESERVE/INJURED-Calif			
W-Car 10/3 .....		RESERVE/INJURED-Calif			
W-NYG 10/10 .....		RESERVE/INJURED-Calif			
W-@ NE 10/17 .....		RESERVE/INJURED-Calif			
W-@ Min 10/31 .....		RESERVE/INJURED-Calif			
L-Den 11/7 .....		RESERVE/INJURED-Calif			
W-Atl 11/14 .....	3	42	14.0	23	0

2021 (Dallas), cont.					
Game	No	Yds	Avg	Long	TD
L-@ KC 11/21 .....	5	44	8.8	16	0
L-LV 11/25 .....	5	106	21.2	41	0
W-@ NO 12/2 .....	5	36	7.2	17	1
W-@ Was 12/12 .....	5	60	12.0	24	0
W-@ NYG 12/19 .....	3	32	10.7	19	0
W-Was 12/26 .....	2	53	26.5	40	0
L-Ari 1/2/22 .....	3	36	12.0	21t	1
W-@ Phi 1/8/22 .....		RESERVE/INJURED-Knee			
<b>Totals .....</b>	<b>35</b>	<b>445</b>	<b>12.7</b>	<b>41</b>	<b>2</b>

Playoffs					
Game	No	Yds	Avg	Long	TD
L-SF 1/16/22 .....		RESERVE/INJURED-Knee			

2022 (Dallas)					
Game	No	Yds	Avg	Long	TD
L-TB 9/11 .....		INACTIVE/INJURED-Knee			
W-Cin 9/18 .....		INACTIVE/INJURED-Knee			
W-@ NYG 9/26 .....		INACTIVE/INJURED-Knee			
W-Was 10/2 .....	2	24	12.0	15	1
W-@ LAR 10/9 .....	4	44	11.0	27	0
L-@ Phi 10/24 .....	2	18	9.0	9	0
W-Det 10/23 .....					
W-Chi 10/30 .....	4	49	12.3	17	0
L-@ GB 11/13 .....	4	35	8.8	23	0
W-@ Min 11/20 .....	3	41	13.7	19	0
W-NYG 11/24 .....	5	63	12.6	25	0
W-Ind 12/4 .....	4	23	5.8	13t	2
W-Hou 12/11 .....	2	40	20.0	24	0
L-@ Jac 12/18 .....	1	2	2.0	2	0
W-Phi 12/24 .....	4	36	9.0	12t	1
W-@ Ten 12/29 .....	3	39	13.0	14	0
L-@ Was 1/8/23 .....	1	10	10.0	10	0
<b>Totals .....</b>	<b>39</b>	<b>424</b>	<b>10.9</b>	<b>27</b>	<b>4</b>

Playoffs					
Game	No	Yds	Avg	Long	TD
W-@ TB 1/16/23 .....	5	46	9.2	15	1
L-@ SF 1/22/23 .....					
<b>Totals .....</b>	<b>5</b>	<b>46</b>	<b>9.2</b>	<b>15</b>	<b>1</b>

# STEPHON GILMORE (STEFF-on)

## 21 • Cornerback

6-1 • 202 • 9/19/90  
 South Carolina • T(Ind)-23  
 NFL: 12th Year • Cowboys: 1st Year  
 Games/Starts: 2022-16/16; Career-148/141  
 Postseason: 2022-0/0; Career-7/7



**PRO:** The Dallas Cowboys added a lockdown corner when they traded a 2023 fifth round pick to the Colts for two-time All-Pro and six-time Pro Bowler, Stephon Gilmore. Gilmore, the 2019 NFL Defensive Player of the Year, has amassed 29 career interceptions and 127 pass breakups, the second-most pass breakups in the NFL since he was drafted in 2012. Gilmore has compiled 493 tackles, eight for loss, seven forced fumbles and three fumble recoveries. Along with 11 seasons in the NFL, he also brings plenty of postseason experience to a Dallas team that is looking to make a deep run. Gilmore, who has two career postseason interceptions, has started seven playoff games, won two AFC titles and helped New England to the Super Bowl LIII title. In his first season with Dallas, Gilmore will add a veteran presence opposite of Trevon Diggs and bolster a Cowboys secondary that finished eighth in passing defense (200.9) in 2022.



### TRANSACTION SUMMARY:

- 3/15/23:** Traded to Dallas from Indianapolis for a 2023 fifth round pick.
- 4/18/22:** Signed as an unrestricted free agent with Indianapolis through 2023.
- 10/30/21:** Activated from Reserve/PUP.
- 8/31/21:** Placed on Reserve/PUP, traded to Carolina (10/6) for a 2023 sixth round pick.
- 3/9/17:** Signed as an unrestricted free agent with New England through 2021.
- 4/28/15:** Buffalo picked up fifth-year option on rookie contract.
- 4/26/12:** Drafted in the first round (eighth overall) by Buffalo.



**2022 (Indianapolis):**

- Played in 16 games after signing with the Colts as an unrestricted free agent, totaling a career-best 66 tackles, 11 pass breakups and two interceptions.
- Tallied six tackles, two pass breakups and an interception at Dallas (12/4) on Sunday Night Football.
- Finished with seven tackles and a season-high three pass breakups at Minnesota (12/17), his best pass breakup total in a single game since 2019.

**2021 (New England/Carolina):**

- Started the season on Reserve/PUP with New England before being traded to Carolina in Week 5 for a 2023 sixth round pick.
- Remained on the Reserve/PUP list until Week 8 at Atlanta (10/31), where he recorded an interception in his Panthers debut.
- Selected to his fifth career Pro Bowl after tallying 16 tackles, one for loss, two pass breakups and two interceptions in eight games.
- Notched his second interception of the season against his former team, New England (11/7), while adding two tackles and a pass breakup.

**2020 (New England):**

- Earned his fourth career Pro Bowl invitation after compiling 37 tackles, three pass breakups, one interception and one forced fumble while starting all 11 games he played.
- Named to the New England Patriots 2010s All-Decade Team prior to the start of the season.
- Notched an interception in the season opener against Miami (9/13).
- Forced a fumble, tallied three tackles and held Patrick Mahomes and the Chiefs offense to zero touchdowns in the first half at Kansas City (10/5).
- Was inactive for three games, Weeks 8-10, due to a knee injury and returned to action at Houston (11/22), totaling six tackles.

**2019 (New England):**

- Named AP NFL Defensive Player of the Year, first-team All-Pro and selected to the Pro Bowl after tying for the league lead with a career-best six interceptions, returning two for touchdowns, tying a career-high 20 pass breakups and registering 53 tackles as part of a defense that finished first in the NFL in total defense (275.9) and scoring defense (14.1).
- Became the first defensive back to win NFL Defensive Player of the Year since Troy Polamalu in 2010 and the third cornerback to win the award since it was founded in 1992, joining Deion Sanders (1994) and Charles Woodson (2009).
- His two interceptions returned for a touchdown tied a team record, and he became the first Patriot since 2000 to record back-to-back seasons with 20 pass breakups.
- Named AFC Defensive Player of the Month in October.
- Recorded three pass breakups and an interception that he returned 54 yards for his first career touchdown in the victory at Miami (9/15).
- Grabbed his fourth interception of the season and added two pass breakups and five tackles in the win over Dallas (11/24). Held former Dallas wide receiver Amari Cooper without a catch during the game.
- Had two interceptions with four pass breakups in the win at Cincinnati (12/15). Returned one of the interceptions 64 yards for a touchdown, his second pick-six of the season, and made him the first Patriot to have multiple interceptions returned for a touchdown in the same season since Tedy Bruschi in 2003.

**2018 (New England):**

- Earned AP first-team All-Pro honors for the first time in his career and was selected to his second Pro Bowl after posting 45 tackles, his first career sack, two forced fumbles, two interceptions and tied a career-high with 20 pass breakups, which were second in the NFL in 2018.
- Finished with a team-high eight tackles while adding two pass breakups and an interception off Deshaun Watson in the season-opening victory against Houston (9/9).
- Registered his first career sack when he dropped Marcus Mariota at Tennessee (11/11).
- Started all three playoff games and totaled seven tackles, one forced fumble, two interceptions and five breakups.
- Had two pass breakups and an interception in the AFC Divisional Playoff win against the LA Chargers (1/13/19).
- In the Super Bowl LIII victory against the LA Rams (2/3/19), finished with five tackles, three pass breakups, a forced fumble and intercepted a pass with under five minutes to play with the Rams deep in New England territory. Helped the Patriots hold the Rams to a Super Bowl record-tying low three points.

**2017 (New England):**

- Started all 13 regular season games he appeared in and all three playoff games en route to helping the Patriots to an AFC title and a Super Bowl LII appearance against the Philadelphia Eagles.
- Finished the season with 50 tackles, two interceptions and nine pass breakups.
- Started his Patriots debut against Kansas City (9/7), totaling four tackles and a pass breakup.
- Notched four tackles and made his first interception as a Patriot in the win against Houston (9/24).
- Led the team with eight tackles and a pass breakup in the victory at Pittsburgh (12/17).
- Started all three postseason contests, registering 10 tackles and led the defense with six pass breakups.
- In the AFC Championship win against Jacksonville (1/21/18), finished with five tackles and added two pass breakups, including a pass breakup on Jacksonville's final fourth down attempt of the game.

**2016 (Buffalo):**

- Earned his first career Pro Bowl invitation after starting all 15 games he played and recorded 48 tackles, five interceptions and 12 pass breakups.
- Tallied two interceptions - his first career multi-pick game - added three tackles and four pass breakups against Arizona (9/25).
- Recorded two interceptions at Cincinnati (11/20), becoming the first Bills player since Jairus Byrd in 2009 with two multi-pick games in one season. Added a season-high tying six tackles at the Bengals.
- Recorded his fifth interception of the season against Pittsburgh (12/11).

**2015 (Buffalo):**

- Started all 12 games he played and produced 36 tackles, three interceptions and 18 pass breakups before missing the final four games of the season due to a shoulder injury.
- Recorded a season-high six tackles with four pass breakups in the season opener against Indianapolis (9/13).
- Notched his first interception of the season and added two tackles against the N.Y. Giants (10/4).
- Sealed the game with an interception in the final minute at Tennessee (10/11). Also tied a then career-high with four pass breakups.

- Started the season inactive at Chicago (9/7) due to a groin injury, but finished the season starting all 14 games he appeared in and recorded 46 tackles, three interceptions, six pass breakups and one forced fumble.
  - Notched his first interception of the season at Detroit (10/5) and added four tackles.
  - Registered five tackles, one pass breakup and an interception at the N.Y. Jets (10/26).
  - Talled three tackles, one pass breakup and a forced fumble against Kansas City (11/9).
  - Grabbed his third interception of the season at Denver (12/7).
- 2013 (Buffalo):**
- Played in 11 games and started nine after missing the first five contests with a wrist injury. Finished the season with 35 tackles, two interceptions and 10 pass breakups.
  - Totaled a season-high seven tackles and added one pass breakup against Kansas City (11/3).
  - Notched two tackles and his first interception of the year at Tampa Bay (12/8).
  - Posted an interception in his second consecutive game at Jacksonville (12/15) and added two tackles with a pass breakup.
- 2012 (Buffalo):**
- Started all 16 games of his rookie season, totaling 61 tackles, one interception, a career-high three forced fumbles and a team-leading 16 pass breakups.
  - Became the first Bills rookie cornerback to start the season opener since Nate Odomes in 1987. Led the Bills with five tackles and a forced fumble in his NFL debut at the N.Y. Jets (9/9).
  - Had a game-high four pass breakups and seven tackles against New England (9/30).
  - Made his first career interception against the St. Louis Rams (12/9).
- COLLEGE:**
- Started all 40 games he played at South Carolina, posting 181 tackles, 7.0 sacks, four forced fumbles, eight interceptions and 17 pass breakups.
  - Also returned punts for the Gamecocks, gaining 206 yards on 28 punt returns (7.4 avg.) and blocked a kick.
  - Was a 2011 first-team All-American selection by *The NFL Draft Report* as a junior. Added All-SEC first-team honors and was named to the Paul Hornung Award Watch List, an honor given annually to the most versatile player in major college football, after registering 46 tackles, four interceptions and a sack.
  - Earned third-team All-American honors from the Associated Press and first-team All-SEC as a sophomore in 2010. Started all 14 games and led the team with 79 tackles, 3.0 sacks, six tackles for loss and a forced fumble. Also posted three interceptions, returning one for a touchdown.
  - Earned freshman All-America honors by *Phil Steele Magazine* while also garnering freshman All-SEC honors by the league's coaches in 2009. Started all 13 games as a true freshman and ranked fifth on the team with 56 tackles. Also posted one interception, eight pass breakups and recovered a pair of fumbles.
- PERSONAL:**
- Named "Mr. Football" for the state of South Carolina and first-team all-state as a senior while helping South Pointe High School in Rock Hill, S.C. to a perfect 15-0 record and the South Carolina AAAA Division II title.
  - Rushed for 1,331 yards and 23 touchdowns while passing for 1,771 yards with 14 scores as a dual-threat quarterback.
  - Has his own apparel company, Gilly Lock Apparel.
  - Majored in sport and entertainment management at South Carolina.
  - He and his wife, Gabrielle, have two sons, Sebastian and Storey, and a daughter, Gisele.
- COMMUNITY:**
- 2023 Reliant Home Run Derby benefiting The Salvation Army.

**GILMORE'S NFL TOTALS**

Year Team	GP-GS	DEFENSE							INTERCEPTIONS					FUMBLES REC					
		ST	AT	TT	Yds	Tkl/ Ls	QB Prs	PBU	FF	No	Yds	Avg	Lg	TD	No	Yds	Avg	Lg	TD
2012 Buffalo.....	16-16	52	9	-	61	0.0(0)	1(0)	0	16	3	1	23	23.0	23	0	0	0.0	0	0
2013 Buffalo.....	11-9	30	5	-	35	0.0(0)	0(0)	0	10	0	2	0	0.0	0	0	0.0	0	0	
2014 Buffalo.....	14-14	38	8	-	46	0.0(0)	3(-5)	0	6	1	3	61	20.3	27	0	0	0.0	0	
2015 Buffalo.....	12-12	36	0	-	36	0.0(0)	0(0)	0	18	0	3	33	11.0	29	0	0	0.0	0	
2016 Buffalo.....	15-15	42	6	-	48	0.0(0)	0(0)	0	12	0	5	135	27.0	49	0	0	0.0	0	
2017 New England.....	13-13	47	3	-	50	0.0(0)	1(-1)	0	9	0	2	59	29.5	39	0	0	0.0	0	
2018 New England.....	16-16	40	5	-	45	1.0(-7)	1(-7)	1	20	2	2	0	0.0	0	0	0.0	0	0	
2019 New England.....	16-16	44	9	-	53	0.0(0)	0(0)	0	20	0	6	126	21.0	64t	2	1	0.0	0	
2020 New England.....	11-11	30	7	-	37	0.0(0)	1(-2)	0	3	1	1	15	15.0	15	0	0	0.0	0	
2021 New England.....	0-0	0	0	-	0	0.0(0)	0(0)	0	0	0	0	0	0.0	0	0	0.0	0	0	
Carolina.....	8-3	15	1	-	16	0.0(0)	1(-2)	0	2	0	2	13	6.5	13	0	0	0.0	0	
2022 Indianapolis.....	16-16	53	13	-	66	0.0(0)	0(0)	0	11	0	2	31	15.5	31	0	0	0.0	0	
<b>Totals.....</b>	<b>148-141</b>	<b>427</b>	<b>66</b>	<b>-</b>	<b>493</b>	<b>1.0(-7)</b>	<b>8(-17)</b>	<b>1</b>	<b>127</b>	<b>7</b>	<b>29</b>	<b>496</b>	<b>17.1</b>	<b>64t</b>	<b>2</b>	<b>3</b>	<b>0</b>	<b>0.0</b>	<b>0</b>
<b>Playoffs</b>																			
2017 New England.....	3-3	9	1	-	10	0.0(0)	0(0)	0	6	0	0	0	0.0	0	0	0.0	0	0	0
2018 New England.....	3-3	7	0	-	7	0.0(0)	0(0)	0	5	1	2	0	0.0	0	0	0.0	0	0	0
2019 New England.....	1-1	2	0	-	2	0.0(0)	0(0)	0	0	0	0	0	0.0	0	0	0.0	0	0	0
<b>Totals.....</b>	<b>7-7</b>	<b>18</b>	<b>1</b>	<b>-</b>	<b>19</b>	<b>0.0(0)</b>	<b>0(0)</b>	<b>0</b>	<b>11</b>	<b>1</b>	<b>2</b>	<b>0</b>	<b>0.0</b>	<b>0</b>	<b>0</b>	<b>0</b>	<b>0.0</b>	<b>0</b>	<b>0</b>

**SINGLE-GAME HIGHS**

- Total Tackles** – 8, three times, last vs. Miami, 12/29/19
- Playoffs* – 5, two times, last at LA Rams, 2/3/19
- Solo Tackles** – 8 at Pittsburgh, 12/17/17
- Playoffs* – 5, two times, last at LA Rams, 2/3/19
- Pass Breakups** – 5 vs. N.Y. Giants, 10/10/19
- Playoffs* – 3 at LA Rams, 2/3/19
- Interceptions** – 2, three times, last at Cincinnati, 12/15/19
- Playoffs* – 1, twice, last vs. Kansas City, 12/8/19

**GILMORE'S CAREER GAME-BY-GAME  
DEFENSE**

2012 (Buffalo)								
Game	ST	AT	TT	Tkl/ Ls	PBU	INTs No/Yds	TD	
L-@ NYJ 9/9	3	2	-	5				
W-KC 9/16	7	0	-	7	3			
W-@ Cle 9/23	1	0	-	1				
L-NE 9/30	5	2	-	7	4			
L-@ SF 10/7	4	1	-	5	1			
W-@ Ari 10/14	4	1	-	5	1			
L-Ten 10/21	1	0	-	1				
L-@ Hou 11/4	3	0	-	3	1			
L-@ NE 11/11	5	1	-	6				
W-Mia 11/15	3	0	-	3				
L-@ Ind 11/25	5	1	-	6	1(0)	2		
W-Jac 12/2	2	1	-	3	1			
L-LAR 12/9	2	0	-	2	2	1/23	0	
L-Sea 12/16	1	0	-	1				
L-@ Mia 12/23	4	0	-	4				
W-NYJ 12/30	2	0	-	2				
<b>Totals</b>	<b>52</b>	<b>9</b>	<b>-</b>	<b>61</b>	<b>1(0)</b>	<b>16</b>	<b>1/23</b>	<b>0</b>

2013 (Buffalo)							
Game	ST	AT	TT	Tkl/ Ls	PBU	INTs No/Yds	TD
L-NE 9/8						INACTIVE/INJURED-Wrist	
W-Car 9/15						INACTIVE/INJURED-Wrist	
L-@ NYJ 9/22						INACTIVE/INJURED-Wrist	
W-Bal 9/29						INACTIVE/INJURED-Wrist	
L-@ Cle 10/3						INACTIVE/INJURED-Wrist	
L-Cin 10/13	2	1	-	3			
W-@ Mia 10/20	4	1	-	5	1		
L-@ NO 10/27	0	1	-	1			
L-KC 11/3	6	1	-	7	1		
L-@ Pit 11/10	3	0	-	3			
W-NYJ 11/17	2	0	-	2	1		
L-Atl 12/1	4	1	-	5	1		
L-@ TB 12/8	2	0	-	2	2	1/0	0
W-@ Jac 12/15	2	0	-	2	1	1/0	0
W-Mia 12/22	3	0	-	3	3		
L-@ NE 12/29	2	0	-	2			
<b>Totals</b>	<b>30</b>	<b>5</b>	<b>-</b>	<b>35</b>	<b>10</b>	<b>2/0</b>	<b>0</b>

2014 (Buffalo)								
Game	ST	AT	TT	Tkl/ Ls	PBU	INTs No/Yds	TD	
W-@ Chi 9/7						INACTIVE/INJURED-Groin		
W-Mia 9/14	1	1	-	2				
L-SD 9/21	6	0	-	6	1(-1)			
L-@ Hou 9/28	3	0	-	3				
W-@ Det 10/5	3	1	-	4	1	1/21	0	
L-NE 10/12	3	0	-	3	2(-4)			
W-Min 10/19	4	0	-	4				
W-@ NYJ 10/26	4	1	-	5	1	1/13	0	
L-KC 11/9	2	1	-	3	1			
L-@ Mia 11/13	2	0	-	2				
W-NYJ 11/24	2	1	-	3				
W-Cle 11/30	4	1	-	5				
L-@ Den 12/7	1	2	-	3	1	1/27	0	
W-GB 12/14	2	0	-	2	2			
L-@ Oak 12/21	1	0	-	1				
W-@ NE 12/28						INACTIVE/INJURED-Concussion		
<b>Totals</b>	<b>38</b>	<b>8</b>	<b>-</b>	<b>46</b>	<b>3(-5)</b>	<b>6</b>	<b>3/61</b>	<b>0</b>

2015 (Buffalo)							
Game	ST	AT	TT	Tkl/ Ls	PBU	INTs No/Yds	TD
W-Ind 9/13	6	0	-	6	4		
L-NE 9/20	5	0	-	5			
W-@ Mia 9/27	1	0	-	1			
L-NYG 10/4	2	0	-	2	2	1/29	
W-@ Ten 10/11	1	0	-	1	4	1/0	
L-Cin 10/18	5	0	-	5	2		
L-@ Jac 10/25	2	0	-	2			
W-Mia 11/8	3	0	-	3	1		
W-@ NYJ 11/12	2	0	-	2	2		

2015 (Buffalo), Cont.							
Game	ST	AT	TT	Tkl/ Ls	PBU	INTs No/Yds	TD
L-@ NE 11/23	1	0	-	1	2	1/4	
L-@ KC 11/29	6	0	-	6	1		
W-Hou 12/6	2	0	-	2			
L-@ Phi 12/13						INACTIVE/INJURED-Shoulder	
L-@ Was 12/20						RESERVE/INJURED-Shoulder	
W-Dal 12/27						RESERVE/INJURED-Shoulder	
W-NYJ 1/3/16						RESERVE/INJURED-Shoulder	
<b>Totals</b>	<b>36</b>	<b>0</b>	<b>-</b>	<b>36</b>	<b>18</b>	<b>3/33</b>	<b>0</b>

2016 (Buffalo)							
Game	ST	AT	TT	Tkl/ Ls	PBU	INTs No/Yds	TD
L-@ Bal 9/11	3	2	-	5	1		
L-NYJ 9/15	6	0	-	6			
W-Ari 9/25	2	1	-	3	4	2/48	0
W-@ NE 10/2	1	0	-	1			
W-@ LAR 10/9	4	0	-	4			
W-SF 10/16	3	0	-	3	1		
L-@ Mia 10/23	1	0	-	1	1		
L-NE 10/30	3	0	-	3			
L-@ Sea 11/7	2	1	-	3			
W-@ Cin 11/20	5	1	-	6	3	2/56	0
W-Jac 11/27	2	0	-	2			
L-@ Oak 12/4	3	0	-	3			
L-Pit 12/11	1	0	-	1	1	1/31	0
W-Cle 12/18	3	0	-	3			
L-Mia 12/24	3	1	-	4	1		
L-@ NYJ 1/1/17						INACTIVE/INJURED-Concussion	
<b>Totals</b>	<b>42</b>	<b>6</b>	<b>-</b>	<b>48</b>	<b>12</b>	<b>5/135</b>	<b>0</b>

2017 (New England)								
Game	ST	AT	TT	Tkl/ Ls	PBU	INTs No/Yds	TD	
W-KC 9/7	3	1	-	4	1			
W-@ NO 9/14	2	0	-	2				
L-Hou 9/21	4	0	-	4	1(-1)	1/39	0	
L-Car 9/28	3	1	-	4				
W-@ TB 10/5	5	0	-	5				
W-@ NYJ 10/15						INACTIVE/INJURED-Concussion/Ankle		
W-Atl 10/22						INACTIVE/INJURED-Concussion/Ankle		
W-LAC 10/29						INACTIVE/INJURED-Concussion/Ankle		
W-@ Den 11/12	3	0	-	3	1			
W-@ Oak 11/19	5	0	-	5	1			
W-Mia 11/26	1	0	-	1	1	1/20	0	
W-@ Buf 12/3	3	0	-	3	2			
L-@ Mia 12/11	3	0	-	3				
W-@ Pit 12/17	8	0	-	8	1			
W-Buf 12/24	5	0	-	5	0			
W-NYJ 12/31	2	1	-	3	1			
<b>Totals</b>	<b>47</b>	<b>3</b>	<b>-</b>	<b>50</b>	<b>1(-1)</b>	<b>9</b>	<b>2/59</b>	<b>0</b>

Playoffs							
Game	ST	AT	TT	Tkl/ Ls	PBU	INTs No/Yds	TD
W-Ten 1/13/18	0	1	-	1	2		
W-Jac 1/21/18	5	0	-	5	2		
L-Phi 2/4/18	4	0	-	4	2		
<b>Totals</b>	<b>9</b>	<b>1</b>	<b>-</b>	<b>10</b>	<b>6</b>		

2018 (New England)							
Game	ST	AT	TT	Tkl/ Ls	PBU	INTs No/Yds	TD
W-Hou 9/9	7	1	-	8	2	1/0	0
L-@ Jac 9/16	5	0	-	5	2		
L-@ Det 9/23	3	1	-	4			
W-Mia 9/30	1	1	-	2			
W-Ind 10/4	1	0	-	1	3		
W-KC 10/14	2	0	-	2	1		
W-@ Chi 10/21	1	0	-	1	1		
W-@ Buf 10/29	3	0	-	3	2		
W-GB 11/4	3	0	-	3	1		
L-@ Ten 11/11	4	0	-	4	1(-7)		
W-@ NYJ 11/25	0	1	-	1	3	1/0	0
W-Min 12/2	2	1	-	3			

STAFF

STEPHON  
GILMORE

2022 SEASON

RECORDS

PLAYOFF  
RECORDS

HISTORY

SIDELINES

**GILMORE'S CAREER GAME-BY-GAME, cont.**

**2018 (New England), cont.**

Game	ST	AT	TT	Tkl/		INTs	TD
				Ls	PBU		
L-@ Mia 12/9 .....	1	0	1			1	
L-@ Pit 12/16 .....	3	0	3		2		
W-Buf 12/23 .....	3	0	3				
W-NYJ 12/30 .....	1	0	1		2		
<b>Totals .....</b>	<b>40</b>	<b>5</b>	<b>45</b>	<b>1(-7)</b>	<b>20</b>	<b>2/0</b>	<b>0</b>

**Playoffs**

W-LAC 1/13/19 .....	1	0	1		2	1/0	0
W-@ KC 1/20/19 ...	1	0	1				
W-@ LAR 2/3/19 ...	5	0	5		3	1/0	0
<b>Totals .....</b>	<b>7</b>	<b>0</b>	<b>7</b>		<b>5</b>	<b>2/0</b>	<b>0</b>

**2019 (New England)**

Game	ST	AT	TT	Tkl/		INTs	TD
				Ls	PBU		
W-Pit 9/8 .....	4	2	6				
W-@ Mia 9/15 .....	0	2	2		3	1/54	1
W-NYJ 9/22 .....	3	0	3				
W-@ Buf 9/29 .....	4	0	4				
W-@ Was 10/6 .....	4	0	4				
W-NYG 10/10 .....	2	1	3		5	1/0	
W-@ NYJ 10/21 .....	0	0	0		1	1/8	
W-Cle 11/27 .....	4	0	4		1		
L-@ Bal 11/3 .....	1	0	1				
W-@ Phi 11/17 .....	2	0	2		2		
W-Dal 11/24 .....	4	1	5		2	1/0	
L-@ Hou 12/1 .....	2	1	3				
L-KC 12/8 .....	4	1	5		1		
W-@ Cin 12/15 .....	2	0	2		4	2/64	1
W-Buf 12/21 .....	1	0	1		1		
L-Mia 12/29 .....	7	1	8		1		
<b>Totals .....</b>	<b>44</b>	<b>9</b>	<b>53</b>		<b>20</b>	<b>6/126</b>	<b>2</b>

**Playoffs**

L-Ten 1/4/20 .....	2	0	2				
<b>Totals .....</b>	<b>2</b>	<b>0</b>	<b>2</b>				

**2020 (New England)**

Game	ST	AT	TT	Tkl/		INTs	TD
				Ls	PBU		
W-Mia 9/13 .....	4	1	5		1	1/15	0
L-@ Sea 9/20 .....	3	0	3				
W-LV 9/27 .....	0	0	0		1		
L-@ KC 10/5 .....	3	0	3				
L-Den 10/18 .....	2	1	3				
L-SF 10/25 .....	3	3	6				
L-@ Buf 11/1 .....						INACTIVE/INJURED-Knee	
W-@ NYJ 11/9 .....						INACTIVE/INJURED-Knee	
W-Bal 11/15 .....						INACTIVE/INJURED-Knee	
L-@ Hou 11/22 .....	4	2	6				
W-Ari 11/29 .....	4	0	4	1(-2)			
W-@ LAC 12/6 .....	1	0	1		1		
L-@ LAR 12/10 .....	4	0	4				

**2020 (New England), cont.**

Game	ST	AT	TT	Tkl/		INTs	TD
				Ls	PBU		
L-@ Mia 12/20 .....	2	0	2				
L-Buf 12/28 .....						RESERVE/INJURED-Quad	
W-NYJ 1/3/21 .....						RESERVE/INJURED-Quad	
<b>Totals .....</b>	<b>30</b>	<b>7</b>	<b>37</b>	<b>1(-2)</b>	<b>3</b>	<b>1/15</b>	<b>0</b>

**2021 (New England)**

Game	ST	AT	TT	Tkl/		INTs	TD
				Ls	PBU		
L-Mia 9/12 .....						RESERVE/PUP	
W-@ NYJ 9/19 .....						RESERVE/PUP	
L-NO 9/26 .....						RESERVE/PUP	
L-TB 10/3 .....						RESERVE/PUP	
<b>Totals .....</b>						<b>RESERVE/PUP</b>	

**2021 (Carolina)**

Game	ST	AT	TT	Tkl/		INTs	TD
				Ls	PBU		
W-Phi 10/10 .....						RESERVE/PUP	
W-Min 10/17 .....						RESERVE/PUP	
W-@ NYG 10/24 .....						RESERVE/PUP	
W-@ Atl 10/31 .....	1	1	2			1	1/0
W-NE 11/7 .....	2	0	2			1	1/13
W-@ Ari 11/14 .....	0	0	0				
W-Was 11/21 .....	3	0	3				
W-@ Mia 11/28 .....	2	0	2				
L-Atl 12/12 .....	1	0	1	1(-2)			
W-@ Buf 12/19 .....	3	0	3				
W-TB 12/26 .....	3	0	3				
W-@ NO 12/22 .....						INACTIVE/INJURED-Groin	
- @ TB 1/9/22 .....						DID NOT PLAY	
<b>Totals .....</b>	<b>15</b>	<b>1</b>	<b>16</b>	<b>1(-2)</b>	<b>2</b>	<b>2/13</b>	<b>0</b>

**2022 (Indianapolis)**

Game	ST	AT	TT	Tkl/		INTs	TD
				Ls	PBU		
W-@ Hou 9/11 .....	3	0	3				
L-@ Jac 9/18 .....	5	0	5		1		
L-KC 9/25 .....	5	0	5		1		
W-Ten 10/2 .....	1	0	1				
W-@ Den 10/6 .....	4	1	5		2	1/0	0
W-Jac 10/16 .....	2	1	3				
W-@ Ten 10/23 .....	2	0	2				
W-Was 10/30 .....	4	1	5				
W-@ NE 11/6 .....	3	1	4				
L-@ LV 11/13 .....	2	3	5		2		
W-Phi 11/20 .....	1	0	1				0
W-Pit 11/28 .....	4	3	7				
L-@ Dal 12/4 .....	5	1	6		2	1/31	0
L-@ Min 12/17 .....	6	1	7		3		
W-LAC 12/26 .....	3	1	4				
W-@ NYG 1/1/23 .....	3	0	3				
L-Hou 1/8/23 .....						INACTIVE/INJURED-Wrist	
<b>Totals .....</b>	<b>53</b>	<b>13</b>	<b>66</b>		<b>11</b>	<b>2/31</b>	<b>0</b>

# CHAUNCEY GOLSTON

99 • Defensive End

6-5 • 285 • 2/10/98  
 Iowa • D3b-21 (84th overall)  
 NFL: 3rd Year • Cowboys: 3rd Year  
 Games/Starts: 2022-15/0; Career-30/0  
 Postseason: 2022-2/0; Career-3/0



**PRO:** The Dallas Cowboys drafted defensive end Chauncey Golston in the third round (84th overall) of the 2021 NFL Draft to bolster a defensive line that struggled against the run in 2020. Golston, who is known as a high-motor defender that has spent time on both the edge and interior, finished his collegiate career with 129 tackles, 27 tackles for loss, 12.0 sacks, three interceptions, three fumble recoveries and a forced fumble. As a rookie in 2021, Golston played in 15 games as a reserve lineman and on special teams. With the departure of Randy Gregory in free agency, the Cowboys utilized Golston and his versatility in 2022, as he played in 15 games and tallied 22 tackles, a sack, a tackle for loss, seven pressures and a pass breakup at multiple positions across the defensive front.

**TRANSACTION SUMMARY:**

**4/30/21:** Drafted in the third round (84th overall) by Dallas.

**2022:**

- Appeared in 15 games and tallied 22 tackles, a tackle for loss, one sack, seven pressures and a pass breakup.
- Recorded two tackles and a season-high three pressures at the N.Y. Giants (9/26).
- Made his only sack of the season at Philadelphia (10/16), bringing down Jalen Hurts for a two-yard loss.
- Was inactive at Green Bay (11/13) and against Houston (12/11).
- Tallied a career-best and season-high 11 tackles in the season finale at Washington (1/8/23).
- Played in both postseason matchups, recording a tackle and two pressures at Tampa Bay (1/16/23) and then added a tackle and a pressure at San Francisco (1/22/23).

**2021:**

- Played in 15 games and notched 33 tackles with one for a loss, adding 1.0 sacks and eight pressures.
- Spent training camp on Active/PUP with a hamstring injury but returned to the roster at the final cut date.
- Inactive the first two weeks of the season, then made his NFL debut and had three tackles in the Monday night home-opening win over Philadelphia (9/27).
- Had his first career sack stat, splitting one with Osa Odighizuwa, with five tackles in the win over Carolina (10/3).
- Recovered his first career fumble to go with three tackles in the win at New England (10/17).
- Had his first career blocked kick (PAT) at Washington (12/12) while adding two tackles, then against Washington (12/26) logged his first career touchdown, recovering a Corey Clement blocked punt in the end zone.
- Made his postseason debut in the Wild Card Game against San Francisco (1/16/22), but recorded no stats.

**COLLEGE:**

- Started all eight games for the Hawkeyes where he earned first-team All-Big Ten honors and was named honorable mention All-American by *Phil Steele* in 2019.
- Started all 13 games at defensive end in 2020, earning a spot on the honorable mention All-Big Ten Team after recording 47 tackles, including 26 solo stops, 9.5 tackles for loss, three sacks and one interception.
- In 2018 led the Big Ten and ranked sixth nationally with three fumble recoveries while recording 35 tackles, nine tackles for loss, 3.5 sacks and one interception in 12 games as a sophomore.
- Made his collegiate debut against Wyoming in Week 1 of the 2017 season as a redshirt freshman and finished the season with two solo tackles in 2017.

**PERSONAL:**

- Helped East English Village Prep in Detroit, Mich. reach the state playoffs for three consecutive years.
- Finished his senior season with 43 tackles and nine sacks, earning first-team all-state, all-metro and all-city.
- Named to the Academic All-American team in prep school.
- Earned his undergraduate degree in sports studies from the University of Iowa.

**COMMUNITY:**

- WrestleMania 38 School Pep Rally.
- 2022-23 Dallas Cowboys Draft Day/Fan Appreciation Party.
- 2022 Early Thanksgiving at The Salvation Army.
- Annual Team Holiday Hospital Visits.
- Make-A-Wish Foundation of North Texas.

**GOLSTON'S COWBOYS TOTALS**

Year Team	GP-GS	DEFENSE								INTERCEPTIONS					FUMBLES REC				
		ST	AT	TT	Sks- Yds	Tk/ Ls	QB Prs	PBU	FF	No	Yds	Avg	Lg	TD	No	Yds	Avg	Lg	TD
2021 Dallas	15-0	21	12	33	1.0(-7)	1(-4)	8	1	0	0	0	0.0	0	0	1	6	6.0	6	0
2022 Dallas	15-0	13	9	22	1.0(-2)	1(-2)	7	1	0	0	0	0.0	0	0	0	0	0.0	0	0
<b>Totals</b>	<b>30-0</b>	<b>34</b>	<b>21</b>	<b>55</b>	<b>2.0(-9)</b>	<b>2(-6)</b>	<b>15</b>	<b>2</b>	<b>0</b>	<b>0</b>	<b>0</b>	<b>0.0</b>	<b>0</b>	<b>0</b>	<b>1</b>	<b>6</b>	<b>6.0</b>	<b>6</b>	<b>0</b>
<b>Playoffs</b>																			
2021 Dallas	1-0	0	0	0	0.0(0)	0(0)	0	0	0	0	0	0.0	0	0	0	0	0.0	0	0
2022 Dallas	2-0	0	2	2	0.0(0)	0(0)	3	0	0	0	0	0.0	0	0	0	0	0.0	0	0
<b>Totals</b>	<b>3-0</b>	<b>0</b>	<b>2</b>	<b>2</b>	<b>0.0(0)</b>	<b>0(0)</b>	<b>3</b>	<b>2</b>	<b>0</b>	<b>0</b>	<b>0</b>	<b>0.0</b>	<b>0</b>	<b>0</b>	<b>0</b>	<b>0</b>	<b>0.0</b>	<b>0</b>	<b>0</b>

**ADDITIONAL STATISTICS**

Special Teams Tackles - 2021 (1 BXP).

# C.J. GOODWIN

## 29 • Cornerback

6-3 • 195 • 2/4/90

California (PA) • PS(Cin)-18

NFL: 7th Year • Cowboys: 5th Year

Games/Starts: 2021-17/0; Career-80/1

Postseason: 2021-1/0; Career-6/0



**PRO:** The Dallas Cowboys acquired C.J. Goodwin off the Cincinnati Bengals practice squad following Week 5 of the 2018 season to add depth to a banged up Cowboys secondary. Since his arrival in Dallas, Goodwin has played in 69 games and has developed into one of the league's top special teams coverage men. After landing in Dallas, he played in two games before a broken arm sidelined him for eight games. He returned for the finale and played in both playoff games for Dallas. Goodwin played in all 16 games for the first time in his career in 2019 and emerged as a key special teams coverage man for Dallas, leading the team with 10 special teams stops. The 2020 season again saw Goodwin lead the team with 10 special teams stops. At the beginning of 2021 free agency, the Cowboys locked up Goodwin for two seasons, and he again led the team in special teams tackles, tallying a career-high tying 10 for the third straight year. He became the first player in franchise history to lead the team in special teams tackles three consecutive years (since special teams tackles were tracked beginning in 1988). Dallas re-upped Goodwin with a one-year deal for the 2023 season to keep their core specialist in place.

### TRANSACTION SUMMARY:

- 3/17/23:** Signed a one-year contract with Dallas through 2023.
- 3/19/21:** Signed a two-year contract with Dallas through 2022.
- 3/30/20:** Signed a one-year contract with Dallas through 2020, released (9/5) and re-signed (9/7).
- 12/19/18:** Returned to practice and activated (12/29).
- 10/10/18:** Signed to Dallas' active roster and placed on Reserve/Injured with an arm injury (10/26).
- 8/4/18:** Signed with Cincinnati, waived (9/1) and signed to Cincinnati's practice squad (9/2).
- 5/14/18:** Waived, claimed by San Francisco (5/15) and released (7/31).
- 4/3/18:** Signed a one-year contract with Arizona, waived (5/1) and claimed by the N.Y. Giants (5/2).
- 12/14/17:** Waived by Atlanta and claimed by Arizona (12/15).
- 1/5/16:** Signed as a Future with Atlanta.
- 1/5/15:** Signed as a Future with Pittsburgh, waived (8/31) and signed to Atlanta's practice squad (11/3).
- 8/26/14:** Waived and signed to Pittsburgh's practice squad (8/31).
- 6/4/14:** Signed with Pittsburgh as an undrafted free agent.

### 2022:

- Played in all 17 games - the fourth straight season he has seen action in every game - and finished second on the team with nine special teams stops to go along with a forced fumble.
- Named special teams captain three times on the season - for the season opener against Tampa Bay (9/11), at Green Bay (11/13) and against Philadelphia (12/24) - in addition to both postseason games.
- Forced his first career fumble on special teams at Green Bay (11/13), also adding a special teams tackle.
- Logged a stop on special teams against Indianapolis (12/4), the 50th of his career.
- Talled a season-best and career-high tying three special teams tackles in the season finale at Washington (1/8/23).

### 2021:

- Played in all 17 games - the third straight season he has seen action in every game - and notched a team-best 10 special teams tackles, tying a career-high.
- Named special teams captain in the win at New England (10/17).
- Talled two special teams tackles on punt coverage in the win over Atlanta (11/14), then made his 75th career appearance, playing special teams at New Orleans (12/2).
- Tied his season high with two special teams tackles in the finale at Philadelphia (1/8/22), then added a special teams tackle and had a 16-yard catch on a fake punt against San Francisco (1/16/22) in the Wild Card game - his first career reception.

### 2020:

- Played all 16 games for the second straight year, leading Dallas with a career-high tying 10 special teams tackles.
- Had a tackle and his first career quarterback pressures on defense.
- Selected as a team captain for the Week 2 game against Atlanta (9/20).
- Recovered the onside kick against the Falcons that set up Dallas' game-winning field goal.
- Played in his 50th career game - at Seattle (9/27).
- Named special teams captain for the Week 9 game against Pittsburgh (11/8), had one special teams tackle and took a lateral from Cedrick Wilson on a punt return 73 yards to set up a field goal.
- Saw extra time on defense as a "spy" on against Philadelphia (11/27) and logged his tackle and pressures.

### 2019:

- Played in all 16 games for the first time in his career and paced the team with a career-best 10 special teams stops. Also saw limited time as a reserve defensive back and tallied two tackles.
- Saw time on defense at Chicago (12/5) and logged a tackle along with a career-high tying three teams stops.

### 2018 (Arizona/N.Y. Giants/San Francisco/Cincinnati/Dallas):

- Signed a one-year deal with Arizona in April but was released before the summer.
- Spent time through the offseason with the N.Y. Giants and San Francisco before being added to the Cincinnati practice squad for Week 1.

- Signed by Dallas off Cincinnati's practice squad Oct. 10 and made his Cowboys debut on special teams against Jacksonville (10/14).
- Made a tackle on punt at Washington (10/21) but broke his arm on the play, landing on Reserve/Injured.
- Returned to practice Dec. 19 and activated Dec. 29 to play in the season finale and both playoff games - all on special teams.

**2017 (Atlanta/Arizona):**

- Returned to the Falcons to play in 12 games and logged five tackles before being released in early December.
- Posted a career-high four tackles on defense against Tampa Bay (11/26).
- Signed with Arizona (12/15) and played in the final two games of the season, making his Cardinals debut against the N.Y. Giants (12/24).

**2016 (Atlanta):**

- After signing with Atlanta, played in 14 games with one start, and logged seven tackles.
- Made his NFL debut in Week 1 against Tampa Bay (9/11) and had a career-high three special teams tackles at the LA Rams (12/11).
- Made his first career start against San Francisco (12/16).
- Had two tackles and a special teams stop in Super Bowl LI against New England (2/5/17).

**2015 (Pittsburgh/Atlanta):**

- Signed a Future's contract prior to the 2015 season with Pittsburgh, but was released following training camp.
- Signed to Atlanta's practice squad for the remainder of the 2015 season.

**2014 (Pittsburgh):**

- Signed as an undrafted free agent and spent all of 2014 on the Pittsburgh practice squad.

**COLLEGE:**

- Played wide receiver during his lone season at California University of Pennsylvania and appeared in 11 games with one start, catching 11 passes for 126 yards and a touchdown.
- Was at Fairmont State for one year and led the team with 18.3 yards-per-catch with four touchdowns as a junior.
- Began his collegiate career playing basketball at Bethany College for two years before transferring to Fairmont.

**PERSONAL:**

- Did not play football until his senior year at The Linsly School in Wheeling, W.V.
- Has a daughter, Caidyn, and a son, Cason.
- Earned his degree in business management from California (Pa.).

**COMMUNITY:**

- 2019 Dallas Cowboys Draft Day/Fan Appreciation Party.
- 2019 Cowboys U High School Camp.
- 2019 Salvation Army relief for Dallas tornado.
- 2019-22 My Cause My Cleats campaign.
- Annual Team Holiday Hospital Visits.
- Make-A-Wish Foundation of North Texas.
- Salvation Army Angel Tree Christmas Program.
- 2022 Dallas Cowboys Draft Day/Fan Appreciation Party.

**GOODWIN'S NFL TOTALS**

Year Team	GP-GS	DEFENSE							INTERCEPTIONS					FUMBLES REC				
		ST	AT	TT	Sks-Yds	Tk/Ls	QB Prs	PBU	FF	No	Yds	Avg	Lg	TD	No	Yds	Avg	Lg
2014 Pittsburgh.....	0-0				PRACTICE SQUAD													
2015 Atlanta.....	0-0				PRACTICE SQUAD													
2016 Atlanta.....	14-1	6	1	7	0.0(0)	0(0)	0	2	0	0	0	0.0	0	0	0	0.0	0	0
2017 Atlanta.....	12-0	5	0	5	0.0(0)	0(0)	0	0	0	0	0	0.0	0	0	0	0.0	0	0
Arizona.....	2-0	0	0	0	0.0(0)	0(0)	0	0	0	0	0	0.0	0	0	0	0.0	0	0
2018 Dallas.....	3-0	0	0	0	0.0(0)	0(0)	0	0	0	0	0	0.0	0	0	0	0.0	0	0
2019 Dallas.....	16-0	2	0	2	0.0(0)	0(0)	0	0	0	0	0	0.0	0	0	0	0.0	0	0
2020 Dallas.....	16-0	0	1	1	0.0(0)	0(0)	2	0	0	0	0	0.0	0	0	0	0.0	0	0
2021 Dallas.....	17-0	0	0	0	0.0(0)	0(0)	0	0	0	0	0	0.0	0	0	0	0.0	0	0
2022 Dallas.....	17-0	0	0	0	0.0(0)	0(0)	0	0	1	0	0	0.0	0	0	0	0.0	0	0
<b>Totals.....</b>	<b>97-1</b>	<b>13</b>	<b>2</b>	<b>15</b>	<b>0.0(0)</b>	<b>0(0)</b>	<b>2</b>	<b>2</b>	<b>1</b>	<b>0</b>	<b>0</b>	<b>0.0</b>	<b>0</b>	<b>0</b>	<b>0</b>	<b>0.0</b>	<b>0</b>	<b>0</b>
<b>Playoffs</b>																		
2016 Atlanta.....	3-0	3	0	3	0.0(0)	0(0)	0	1	0	0	0	0.0	0	0	0	0.0	0	0
2018 Dallas.....	2-0	0	0	0	0.0(0)	0(0)	0	0	0	0	0	0.0	0	0	0	0.0	0	0
2021 Dallas.....	1-0	0	0	0	0.0(0)	0(0)	0	0	0	0	0	0.0	0	0	0	0.0	0	0
2022 Dallas.....	2-0	0	0	0	0.0(0)	0(0)	0	0	0	0	0	0.0	0	0	0	0.0	0	0
<b>Totals.....</b>	<b>8-0</b>	<b>3</b>	<b>0</b>	<b>3</b>	<b>0.0(0)</b>	<b>0(0)</b>	<b>0</b>	<b>1</b>	<b>0</b>	<b>0</b>	<b>0</b>	<b>0.0</b>	<b>0</b>	<b>0</b>	<b>0</b>	<b>0.0</b>	<b>0</b>	<b>0</b>

**ADDITIONAL STATISTICS**

**Special Teams Tackles** – 2016 (8-2-10), 2017 (Atl: 2-1-3; Ari: 1-0. 3-1-4), 2018 (1-0-1), 2019 (7-3-10), 2020 (10-0-10), 2021 (7-3-10), 2022 (4-5-9, 1FF).

**Total: 40-14-54, 1 FF.**

**Playoffs** – 2016 (1-1-2-Atl), 2018 (1-0-1), 2021 (1-0-1), 2022 (0-1-1). **Total: 2-2-4.**

**Punt Returns** – 2020 (0 for 73 yards).

**Receptions** – Playoffs 2021 (1 for 16 yards).

**SINGLE-GAME HIGHS**

**Tackles** – 4 vs. Tampa Bay, 11/26/17

**Spec. Tms. Tkl.** – 3, four times, last at Washington, 1/8/23

# WILL GRIER

15 • Quarterback

6-1 • 215 • 4/3/95  
West Virginia • W(Car)-21  
NFL: 5th year • Cowboys: 3rd year  
Games/Starts: 2022-0/0; Career-2/2  
Postseason: 2022-0/0; Career-0/0



**PRO:** The Dallas Cowboys added more competition for the backup quarterback spot when they claimed Will Grier off waivers following training camp in 2021. Grier, a former Heisman Trophy Finalist at West Virginia, came to Dallas after spending his first two NFL seasons with the Carolina Panthers. Grier started two games in his rookie season before not seeing any action in 2020. In his first two seasons in Dallas, Grier saw time as the club's third quarterback and was active for five games in 2022 as the primary backup, but did not make any game appearances. Grier looks to compete for the lead backup to Prescott heading into 2023.

**TRANSACTION SUMMARY:**

- 1/10/22: Placed on Reserve/Injured with a knee injury.
- 9/1/21: Claimed off waivers by Dallas.
- 8/31/21: Waived by Carolina.
- 5/9/19: Drafted in the third round (100th overall) by Carolina.

**2022:**

- Started the season on the practice squad, signed to the active roster after Week 1 to serve as the backup to Cooper Rush for five games, but did not see any game action and spent the final 11 weeks as a game-day inactive.
- With Prescott (thumb) injured in Week 1, was active but did not play in the games against Cincinnati (9/18), at the N.Y. Giants (9/26), against Washington (10/2), at the LA Rams (10/9) and at Philadelphia (10/16).

**2021:**

- Was a game-day inactive for 16 contests and active for one but did not play.
- With Prescott (calf) injured for the game at Minnesota (10/31), active but did not play.
- Suffered a knee injury prior to the finale at Philadelphia (1/8/22) that landed him on Reserve/Injured.

**2020 (Carolina):**

- Did not appear in any games and was inactive for nine of the final eleven contests.

**2019 (Carolina):**

- Played and started the final two games, completing 28-of-52 passes for 228 yards and four interceptions.
- Made his NFL debut at Indianapolis (12/22), completing 27-of-44 passes for 224 yards and three interceptions.

**COLLEGE:**

- Three-year starter at West Virginia where he was a Heisman Trophy Finalist in 2018, was named Maxwell Award Finalist, Johnny Unitas Golden Arm Award Top-5 Finalist and Manning Award Finalist.
- As a senior led the NCAA in passing yards-per-game (305.6) and ranked fifth in the nation in career pass efficiency (165.1). He also ranked second in the country in touchdown passes (37) and third in passing yards (3,864), along with a career-best 67.0% completion rate.
- In 2017 started the first eleven games before a hand injury ended his season. Despite the injury, finished with All-Big 12 second-team honors after throwing for 3,490 yards and 34 touchdowns.
- Sat out the 2016 season due to NCAA transfer requirements.
- Played in six games as a true freshman at Florida in 2015. In his six appearances, completed 65.9% of his passes for 1,204 yards, 10 touchdowns and just three interceptions.

**PERSONAL:**

- Played quarterback under his father, Chad Grier, at Davidson Day School in Davidson, N.C., Day School.
- Threw for 4,989 yards as a senior and led the nation with 77 touchdowns, along with 1,251 rushing yards and 13 scores on the ground, earning 2013 Parade National Player of the Year and Maxwell Player of the Year.
- Graduated with his bachelor's degree in multidisciplinary studies from West Virginia.
- Has two daughters, Eloise and Adeline, with his wife, Jeanne.

**COMMUNITY:**

- 2022 Dallas Cowboys Draft Day/Fan Appreciation Party.
- Annual Team Holiday Hospital Visits.
- Make-A-Wish Foundation of North Texas.

**GRIER'S NFL TOTALS**

Year Team	GP-GS	PASSING											Sacks	Rating
		Att	Cmp	Yds	Pct	Yds/Att	TD	TD%	Int	Int%	Long			
2019 Carolina.....	2-2	52	28	228	53.8	4.4	0	0.0	4	7.7	28	6/44	33.2	
2020 Carolina.....	0-0	0	0	0	0	0	0	0.0	0	0.0	0	0/0	0.0	
2021 Dallas.....	0-0	0	0	0	0	0	0	0.0	0	0.0	0	0/0	0.0	
2022 Dallas.....	0-0	0	0	0	0	0	0	0.0	0	0.0	0	0/0	0.0	
<b>Totals.....</b>	<b>2-2</b>	<b>52</b>	<b>28</b>	<b>228</b>	<b>53.8</b>	<b>4.4</b>	<b>0</b>	<b>0.0</b>	<b>4</b>	<b>7.7</b>	<b>28</b>	<b>6/44</b>	<b>33.2</b>	
<b>Playoffs</b>														
2021 Dallas.....	0-0	RESERVE/INJURED-Knee												
2022 Dallas.....	0-0	0	0	0	0	0	0	0.0	0	0.0	0	0/0	0.0	
<b>Totals.....</b>	<b>0-0</b>	<b>0</b>	<b>0</b>	<b>0</b>	<b>0</b>	<b>0</b>	<b>0</b>	<b>0.0</b>	<b>0</b>	<b>0.0</b>	<b>0</b>	<b>0/0</b>	<b>0.0</b>	

**ADDITIONAL STATISTICS**

Rushes – 2019-Car (7 for 22).



# JOHNATHAN HANKINS

## 95 • Defensive Tackle

6-3 • 325 • 3/30/92

Ohio State • T(LV)-'22

NFL: 11th year • Cowboys: 2nd year

Games/Starts: 2022-10/4; Career-138/120

Postseason: 2022-2/0; Career-4/2



**PRO:** Looking for size and physicality on the interior of the defensive line, the Cowboys traded for Johnathan Hankins at the trade deadline of the 2022 season, bolstering their front for a postseason push. Hankins, originally a second round (49th overall) draft pick by the N.Y. Giants in 2013, has played in 138 games with 120 starts. He returns to Dallas in 2023 to resume his role in the middle of the Cowboys front seven and help the defense increase its production against the run.

### TRANSACTION SUMMARY:

- 4/4/23:** Signed a one-year contract with Dallas through 2023.
- 12/14/22:** Placed on Reserve/Injured with a chest injury and activated (1/16/23).
- 10/25/22:** Traded to Dallas from Las Vegas for a 2023 sixth round draft pick.
- 4/1/22:** Signed a one-year contract with Las Vegas through 2022.
- 3/22/21:** Signed a one-year contract with Las Vegas through 2021.
- 3/14/19:** Signed a two-year contract with Las Vegas through 2020.
- 3/17/18:** Released by Indianapolis and signed with Las Vegas (9/13).
- 4/13/17:** Signed a three-year contract with Indianapolis through 2019.
- 11/10/15:** Placed on Reserve/Injured with a chest injury.
- 4/26/13:** Drafted in the second round (49th overall) by the N.Y. Giants.

### 2022 (Las Vegas/Dallas):

- Played in five games with one start for Las Vegas and recorded nine tackles with a pass deflection and a pressure before being traded to Dallas for a 2023 sixth round draft pick.
- Started three-of-five games for Dallas - missing five games with injuries - and added 12 tackles with one for loss.
- Went on Reserve/Injured following the game against Houston (12/11), missing the final four weeks of the regular season.
- Returned from Reserve/Injured for the postseason, playing in both playoff games and recording four tackles and added a sack in the Wild Card Game at Tampa Bay (1/16/23).

### 2021 (Las Vegas):

- Started all 14 games he appeared in, recording 38 tackles and one pass defended, missing three games due to injury.
- Finished with three tackles in the lone postseason game at Cincinnati (1/15/22).

### 2020 (Las Vegas):

- Started all 16 games for the fourth time in his career and finished with 48 tackles, one sack and one fumble recovery.
- Registered his only sack of the season, taking down Tua Tagovailoa for a loss of nine yards in the fourth quarter against Miami (12/26).

### 2019 (Las Vegas):

- Started all 16 games and compiled 50 tackles, 1.5 sacks and one pass defended.
- Tied for first on the team with eight tackles at Minnesota (9/22).
- Registered four tackles and his first sack of the season, taking down Deshaun Watson at Houston (10/27).
- Recorded two tackles and combined with Maxx Crosby to take down Drew Lock for a sack at Denver (12/29).

### 2018 (Indianapolis/Las Vegas):

- Released by the Colts in March and signed as a free agent with the Raiders ahead of Week 2 and finished the season playing in 15 games while making 14 starts. Tallied 36 tackles and two fumble recoveries.
- Totaled two tackles and two fumble recoveries against Cleveland (9/30).

### 2017 (Indianapolis):

- In his lone season with the Colts, started all 15 games played and tallied 44 tackles, 2.0 sacks and three passes defended.
- Recorded four stops and his first sack of the year at Seattle (10/1).
- Registered a season-high eight tackles at Buffalo (12/10).
- Tallied five stops and added one sack against Denver (12/14).

### 2016 (N.Y. Giants):

- Started all 16 games for the second time in his career and registered 43 tackles, eight tackles for loss, 3.0 sacks, one forced fumble and one blocked field goal.
- Blocked a Will Lutz field goal attempt that was returned for a touchdown against New Orleans (9/18).
- Notched five tackles and posted his first sack on the year while registering three total stops for loss against Baltimore (10/16).
- Tallied two stops, one sack and also recorded a forced fumble at Cleveland (11/27).
- Started in his first career playoff contest and totaled three tackles and one sack at Green Bay (1/8/17).

### 2015 (N.Y. Giants):

- Started the first nine games of the season and was placed on Reserve/Injured for the remainder of the year after suffering an injury at Tampa Bay (11/8). Recorded 30 tackles, one pass defended and one forced fumble.

### 2014 (N.Y. Giants):

- Started all 16 games for the first time in his career, posting a career-high 51 tackles, 7.0 sacks, three passes defended and one forced fumble.

- His 7.0 sacks ranked second on the team and were the most by a Giants defensive tackle since 2000.
- Posted six tackles and his first sack of the season against Arizona (9/14).
- Recorded four tackles and one sack against Atlanta (10/5).
- Talled four tackles and collected one sack at Seattle (11/9).
- Collected six stops and recorded a career-high 2.5 sacks, also recording one forced fumble against Washington (12/14).

**2013 (N.Y. Giants):**

- Appeared in 11 contests in his rookie season as a reserve defensive tackle and special teamer, compiling 16 tackles.
- Made his NFL debut against Philadelphia (10/6), posting a season-high five tackles, including one for loss.

**COLLEGE:**

- Played three seasons at Ohio State, starting 25-of-38 contests and recorded 138 tackles, 5.0 sacks, 16.5 tackles for loss and one fumble recovery.
- As a junior in 2013, started every game for the Buckeyes and was named All-American Second Team and was an All-Big Ten Conference selection after finishing with 55 tackles.

**PERSONAL:**

- Attended Southeastern High School in Dearborn Heights, Mich., where he was a two-time all-state selection and four-year starter.
- As a senior led his team to an 11-1 record and division championship after posting 85 tackles and 12.0 sacks on the season.
- Majored in criminology at Ohio State.
- Married to Mahsa Hankins.

**COMMUNITY:**

- Annual Team Holiday Hospital Visits.
- 2022 My Cause My Cleats campaign.

**HANKINS' NFL TOTALS**

Year Team	GP-GS	DEFENSE								INTERCEPTIONS					FUMBLES REC				
		ST	AT	TT	Sks-Yds	Tk/Ls	QB Prs	PBU	FF	No	Yds	Avg	Lg	TD	No	Yds	Avg	Lg	TD
2013 N.Y. Giants.....	11-0	9	7	16	0.0(0)	2(-2)	2	0	0	0	0	0	0	0	0	0	0	0	0
2014 N.Y. Giants.....	16-16	30	21	51	7.0(-53)	8(-37)	13	3	1	0	0	0	0	0	0	0	0	0	0
2015 N.Y. Giants.....	9-9	21	9	30	0.0(0)	1(0)	2	1	1	0	0	0	0	0	0	0	0	0	0
2016 N.Y. Giants.....	16-16	29	14	43	3.0(-17)	8(-6)	10	0	1	0	0	0	0	0	0	0	0	0	0
2017 Indianapolis.....	15-15	24	20	44	2.0(-3)	4(-7)	5	3	0	0	0	0	0	0	0	0	0	0	0
2018 Oakland.....	15-14	21	15	36	0.0(0)	4(-9)	2	0	0	0	0	0	0	0	2	0	0	0	0
2019 Oakland.....	16-16	28	22	50	1.5(-8)	7(-13)	6	1	0	0	0	0	0	0	0	0	0	0	0
2020 Las Vegas.....	16-16	27	21	48	1.0(-9)	1(-9)	4	0	0	0	0	0	0	0	1	0	0	0	0
2021 Las Vegas.....	14-14	15	23	38	0.0(0)	1(-1)	2	1	0	0	0	0	0	0	0	0	0	0	0
2022 Las Vegas.....	5-1	1	9	10	0.0(0)	0(0)	1	1	0	0	0	0	0	0	0	0	0	0	0
Dallas.....	5-3	11	1	12	0.0(0)	1(-3)	2	0	0	0	0	0	0	0	0	0	0	0	0
<b>Totals.....</b>	<b>138-120</b>	<b>216</b>	<b>162</b>	<b>- 378</b>	<b>14.5(-89)</b>	<b>37(-87)</b>	<b>49</b>	<b>10</b>	<b>3</b>	<b>0</b>	<b>0</b>	<b>0.0</b>	<b>0</b>	<b>0</b>	<b>3</b>	<b>0</b>	<b>0.0</b>	<b>0</b>	<b>0</b>
<b>Playoffs</b>																			
2016 N.Y. Giants.....	1-1	2	1	3	1.0(-1)	1(-1)	0	0	0	0	0	0	0	0	0	0	0	0	0
2021 Las Vegas.....	1-1	1	2	3	0.0(0)	0(0)	0	0	0	0	0	0	0	0	0	0	0	0	0
2022 Dallas.....	2-0	3	1	4	1.0(-9)	0(0)	0	0	0	0	0	0	0	0	0	0	0	0	0
<b>Totals.....</b>	<b>4-2</b>	<b>6</b>	<b>4</b>	<b>- 10</b>	<b>2.0(-10)</b>	<b>1(-1)</b>	<b>0</b>	<b>0</b>	<b>0</b>	<b>0</b>	<b>0</b>	<b>0.0</b>	<b>0</b>	<b>0</b>	<b>0</b>	<b>0</b>	<b>0.0</b>	<b>0</b>	<b>0</b>

**DEVIN HARPER****50 • Linebacker**

6-0 • 240 • 5/13/98

Oklahoma State • D6-'22 (193rd overall)

NFL: 2nd • Cowboys: 2nd

Games/Starts: 2022-3/0; Career-3/0

Postseason: 2022-0/0-IR; Career-0/0



**PRO:** With their last selection in the 2022 NFL Draft (sixth round, 193rd overall), the Dallas Cowboys added an athletic linebacker who capitalized on the ability to play as a "super senior" in Devin Harper. Harper appeared in three games during his rookie campaign, playing on special teams, but finished the season on Reserve/Injured with an Achilles injury and will look to build into a consistent contributor in 2023.

**TRANSACTION SUMMARY:**

**10/29/22:** Placed on Reserve/Injured with an Achilles injury.  
**4/30/22:** Drafted in the sixth round (193rd overall) by Dallas.

**2022:**

- Played in the first three games as a special teams contributor, then was inactive for the next four games before being placed on Reserve/Injured for the remainder of the season with an Achilles injury.

- Made his NFL debut in the season opener against Tampa Bay (9/11).
  - Placed on Reserve/Injured with an Achilles injury prior to the game against Chicago (10/30).
- COLLEGE:**
- One-of-six Oklahoma State seniors from 2020 to play an extra season in 2021 under the NCAA eligibility ruling around COVID-19 and was a full-time starter for the first time in his collegiate career, finishing second on the defense with 96 tackles to go with 6.0 sacks, 11 tackles for loss, two breakups, 15 hurries (team-high), two fumble recoveries and a forced fumble.
  - Earned second-team All-Big 12 honors as a senior in 2020, starting one-of-11 games and notched 37 tackles with six for losses, 2.0 sacks, an interception, one breakup and three hurries.
  - Played in 10 games with one start in 2019, finishing with 34 tackles, 3.0 sacks, five tackles for loss and a hurry as a junior.
  - Played in all 13 games and posted 44 tackles to go with 2.5 sacks, one interception that he returned 24 yards for a touchdown, one pass breakup, three hurries and a forced fumble as a sophomore in 2018.
  - As a redshirt freshman in 2017, played in 11 games, primarily on special teams, and posted five tackles, including two on kickoff, and one blocked kick - a punt that he then returned 12 yards.
  - Redshirted as a true freshman in 2016.
- PERSONAL:**
- Played both offense and defense at Karns High School in Knoxville, Tenn., averaging 213 all-purpose yards on offense and tallying 40 tackles on defense as a senior.
  - Also competed in basketball and track and field at Karns.
  - Earned a degree in university studies in 2018 and is working toward a master's in recreation management.
  - Has a son, Camden Ryder.
- COMMUNITY:**
- 2022 Reliant Home Run Derby benefiting the Salvation Army.
  - Play 60 Week events.
  - 2022 Early Thanksgiving at The Salvation Army.
  - 2022 NFL My Cause My Cleats campaign.
  - 2022 Rookie Club presented by Blockchain.com.
  - 2023 Dallas Cowboys Draft Day/Fan Appreciation Party.
  - Annual Team Holiday Hospital Visits.
  - Hispanic Heritage outreach.

**HARPER'S COWBOYS TOTALS**

Year Team	GP-GS	DEFENSE								INTERCEPTIONS					FUMBLES REC				
		ST	AT	TT	Sks-Yds	Tkl/Ls	QB Prs	PBU	FF	No	Yds	Avg	Lg	TD	No	Yds	Avg	Lg	TD
2022 Dallas	3-0	0	0	0	0.0(0)	0(0)	0	0	0	0	0	0.0	0	0	0	0	0.0	0	0
<b>Playoffs</b>		RESERVE/INJURED-Achilles								RESERVE/INJURED					RESERVE/INJURED				
2022 Dallas																			

**PEYTON HENDERSHOT**  
89 • Tight End

6-4 • 250 • 4/23/99  
Indiana • UDFA-'22  
NFL: 2nd Year • Cowboys: 2nd Year  
Games/Starts: 2022-17/2; Career-17/2  
Postseason: 2022-1/0; Career-1/0



**PRO:** The Cowboys signed Peyton Hendershot as an undrafted free agent following the 2022 NFL Draft, adding an explosive tight end who has the ability to stretch the defense and make plays after the catch. In his rookie season, Hendershot played in all 17 games and started two, recording 11 catches for 103 yards and two touchdowns, also rushing one time for a two-yard score. He teamed with rookie fourth round draft pick Jake Ferguson to mark the first time two rookie tight ends caught a touchdown in the same season for the Cowboys. With the departure of Dalton Schultz in free agency, the Cowboys will look for a second-year jump from Hendershot to give the passing game some juice.

**TRANSACTION SUMMARY:**

- 5/12/22:** Signed with Dallas as a rookie free agent.
- 2022:**
- Saw action in 17 games - and one playoff contest - with two starts, catching 11 passes for 103 yards and two touchdowns, also rushing one time for a two-yard score and adding four tackles on special teams.
  - Made his NFL debut in the season opener against Tampa Bay (9/11), playing on special teams.
  - Made his first career start when the offense opened the game in a two tight end set at the N.Y. Giants (9/26), catching his first three career passes for 43 yards.
  - Recorded two receptions for five yards and his first career touchdown against Detroit (10/23).
  - Rushed one time for a two-yard score against the N.Y. Giants (11/24), becoming the fourth Cowboys tight end (fifth instance) to rush for a score, joining Billy Joe Dupree (9/19/82), Eric Bjornson (12/20/98 and 12/19/99) and Jay Novacek (10/10/93).

- Registered a season-high three special teams tackles against Indianapolis (12/4).
- Made his second start of the season and caught a 20-yard touchdown at Jacksonville (12/18).
- Played in the Wild Card Game at Tampa Bay (1/16/23), making a special teams stop, but missed the Divisional Round at San Francisco (1/22/23) with a hamstring injury.

**COLLEGE:**

- The three-time All-Big Ten selection finished his career as the Hoosiers tight ends receptions (136) and yardage (1,479) leader.
- Team captain and *Phil Steele* first-team All-Big Ten award winner in his 2021 senior season, starting all 12 games and leading the team with 46 receptions (tied), 543 yards and four touchdowns - totals that rank third on Indiana's single-season tight ends list.
- Was named third-team All-Big Ten in 2020 after recording 23 receptions for 151 yards with four touchdowns, starting all eight games.
- Set Indiana single-season tight end records with 52 receptions and 622 yards in 13 starts for the Hoosiers in 2019, earning third-team All-Big 10 honors.
- Started 10 games and played in 11 as a freshman in 2018, leading all tight ends with 15 receptions, 163 yards and two touchdowns.
- Played in the first four games before he suffered a season-ending injury and received a medical redshirt in 2017.

**PERSONAL:**

- Selected to the 2016 *Indianapolis Star* Super Team and earned all-county and all-conference honors at Tri-West High School in North Salem, Ind., finishing his career with 157 receptions, 2,170 yards and 22 touchdowns.
- Four-year football and three-year basketball letterwinner.
- Earned his degree in liberal studies from Indiana.

**COMMUNITY:**

- 2022 Reliant Home Run Derby benefiting the Salvation Army.
- Play 60 Week events.
- 2022 Rookie Club presented by Blockchain.com.
- 2022 Early Thanksgiving at The Salvation Army.
- Annual Team Holiday Hospital Visits.
- Make-A-Wish Foundation of North Texas.
- Hispanic Heritage outreach.

**HENDERSHOT'S COWBOYS TOTALS**

Year Team	GP-GS	RECEIVING					RUSHING				
		No	Yds	Avg	Long	TD	No	Yds	Avg	Long	TD
2022 Dallas.....	17-2	11	103	9.4	29	2	1	2	2.0	2	1
<b>Playoffs</b>											
2022 Dallas.....	1-0	0	0	0	0	0	0	0	0	0	0

**ADDITIONAL STATISTICS**

Special Teams Tackles - 2022 (3-1-4).

**MALIK HOOKER**

28 • Safety

6-1 • 215 • 4/2/96

Ohio State • FA-21

NFL: 7th year • Cowboys: 3rd year

Games/Starts: 2022-16/6; Career-67/44

Postseason: 2022-2/2; Career-4/3



**PRO:** The Dallas Cowboys improved their secondary when they signed Malik Hooker during the first week of training camp in 2021. Hooker, the former 15th overall pick from the 2017 NFL Draft, arrived in Dallas after spending the first four years of his career with the Indianapolis Colts. The seventh-year safety has displayed his ability to perform at a high level and could be the player Dallas has coveted from the safety position. His first four seasons have not come without struggle, as he missed 14 games in 2020 with a torn Achilles and more than half of his rookie season with a torn ACL and MCL. In making his return from the torn Achilles in 2020, Hooker played in 15 games with three starts in his first season in Dallas, and he notched 44 tackles (ninth on the defense), one stop for a loss, one interception and two breakups. Hooker signed a two-year contract extension with Dallas at the beginning of free agency in 2022 and combined with Jayron Kearse and Donovan Wilson to create a three-headed monster at the safety position, adding 67 tackles, three tackles for loss, three breakups, three interceptions and recovered a fumble for a 38-yard touchdown.

**TRANSACTION SUMMARY:**

- 3/18/22:** Signed a two-year extension with Dallas through 2023.
- 7/27/21:** Signed a one-year contract with Dallas through 2021.
- 9/22/20:** Placed on Reserve/Injured with an Achilles injury.
- 10/24/17:** Placed on Reserve/Injured with a knee injury.
- 4/27/17:** Drafted in the first round (15th overall) by Indianapolis.

**2022:**

- Started six-of-16 games played, tying his career high with three interceptions and establishing career highs in tackles (67) and tackles for loss (three). Added three breakups and a fumble recovery he returned for his first career touchdown.
- Finished third on the defense with eight stops and notched his first tackle for loss of the season against Washington (10/2).
- Intercepted his first pass of the year, adding three tackles at the LA Rams (10/9), then led the team with a career-best 13 tackles - surpassing 200 tackles for his career - at Philadelphia (10/16).
- Missed the game against Chicago (10/30) with a hamstring injury, but returned the following week at Green Bay (11/13) and had three tackles.
- Against his former team, logged three tackles, an interception and recovered a fumble he returned 38 yards for a his first career touchdown against Indianapolis (12/4). Became the fourth Cowboys defender with an interception and a fumble recovery for a touchdown in the same game, first since Dennis Thurman in 1983.
- Tied a career-high with his third interception of the year in the season finale at Washington (1/8/23).
- Made his first postseason start as a Cowboy, finishing second on the defense with seven tackles at Tampa Bay (1/16/23).
- Notched a playoff career-high eight tackles in the Divisional Playoff game against San Francisco (1/22/23).

**2021:**

- Started three of the 15 games he played and finished ninth on the defense with 44 tackles while adding one tackle for loss, two breakups and an interception.
- Inactive for the season opener at Tampa Bay (9/9), then made his Cowboys debut in a start in the win at the LA Chargers (9/19), finishing with three tackles and a tackle for loss.
- At the N.Y. Giants (12/19) notched six tackles, a breakup and an interception - his first since 2019 with the Colts.
- Missed the game against Washington (12/26) on the Reserve/COVID-19 list but returned against Arizona (1/2/22) and made his 50th career appearance, finishing with three tackles as the defensive captain.
- Notched five tackles in the Wild Card Playoff game against San Francisco (1/16/22).

**2020 (Indianapolis):**

- Was limited to two starts in just two games played before tearing his Achilles in the game against Minnesota (9/20) and missing the remainder of the season.
- Opened the year at Jacksonville with five tackles, then added two against the Vikings before the injury.

**2019 (Indianapolis):**

- Started 13-of-13 games played, missing three with a knee injury, and finished the year with 51 tackles, one for a loss, two interceptions, three breakups and a fumble recovery.
- Had five tackles and an interception in the opener at the LA Chargers (9/8).
- Missed three games (Games 4-6) with a knee injury but returned to log consecutive five-tackle games against Denver (10/27) and at Pittsburgh (11/3), adding his first career tackle for loss in the Steelers game.
- Recovered a fumble against Tennessee (12/1) and had a season-best 10 stops along with his second interception of the season at Tampa Bay (12/8).

**2018 (Indianapolis):**

- After rehabbing a knee injury suffered as a rookie, returned to start 14 games, missing two with a hip injury.
- Tallied 44 tackles, two interceptions, four breakups and a fumble recovery on the year.
- Notched a career-best 12 tackles at New England (10/4), then picked off his first pass of the season the next game at the N.Y. Jets (10/14).
- After missing the game at Oakland (10/28) with a hip injury, recovered his first career fumble in the game against Jacksonville (11/11) before missing the Tennessee (11/18) game with the hip.
- Added his second interception of the year against the N.Y. Giants (12/23).

**2017 (Indianapolis):**

- After being selected 15th overall in the NFL Draft, started six of the seven games he played before landing on Reserve/Injured with a knee injury.
- Posted 21 tackles, four breakups and three interceptions.
- Made his NFL debut at the LA Rams (9/10) and had three tackles with one stop on special teams.
- Picked off a pass in three consecutive games - against Arizona (9/17), Cleveland (9/24) and at Seattle (10/1).
- Logged a season-high five tackles against San Francisco (10/8), then played in the next two games, before suffering a knee injury against Jacksonville (10/22).

**COLLEGE:**

- Started 13 of the 26 games he played as a safety at Ohio State, helping lead the Buckeyes to a 2015 Fiesta Bowl win and an appearance in the 2016 College Football Playoff.
- Ended his collegiate career with 84 tackles, 5.5 for loss, a half sack, seven interceptions - three returned for touchdowns - and 11 breakups.
- Led the nation with three interceptions returned for touchdowns as a sophomore in 2016, ranked second with 181 interception return yards and third with seven interceptions. Named first-team All-America and was a Thorpe Award semifinalist, starting all 13 games, adding 74 tackles, 5.5 for loss and half a sack.
- Played in all 13 games, including the Fiesta Bowl in 2015, as a redshirt freshman.
- Redshirted as a true freshman in 2014.

**PERSONAL:**

- Played two seasons of football as a wide receiver and cornerback at New Castle, Pa., High School, helping his squad to the state playoffs as a senior in 2013.
- Was a Division I basketball recruit after winning consecutive league championships as a sophomore and junior.

**COMMUNITY:**

- Annual Team Holiday Hospital Visits.
- Make-A-Wish Foundation of North Texas.
- 2023 Dallas Cowboys Draft Day/Fan Appreciation Party.

## HOOKER'S NFL TOTALS

Year Team	GP-GS	DEFENSE								INTERCEPTIONS					FUMBLES REC				
		ST	AT	TT	Sks Yds	Tk/ Ls	QB Prs	PBU	FF	No	Yds	Avg	Lg	TD	No	Yds	Avg	Lg	TD
2017 Indianapolis.....	7-6	15	6	21	0.0(0)	0(0)	0	4	0	3	73	24.3	32	0	0	0	0.0	0	0
2018 Indianapolis.....	14-14	30	14	44	0.0(0)	0(0)	0	4	0	2	34	17.0	27	0	1	0	0.0	0	0
2019 Indianapolis.....	13-13	30	21	51	0.0(0)	1(-3)	0	3	0	2	39	19.5	26	0	1	3	3.0	3	0
2020 Indianapolis.....	2-2	5	2	7	0.0(0)	0(0)	0	0	0	0	0	0.0	0	0	0	0.0	0	0	0
2021 Dallas.....	15-3	36	8	44	0.0(0)	1(-1)	0	2	0	1	0	0.0	0	0	0	0.0	0	0	0
2022 Dallas.....	16-6	46	21	67	0.0(0)	3(-7)	0	3	0	3	29	9.7	26	0	1	38	38.0	38	1
<b>Totals.....</b>	<b>67-44</b>	<b>162</b>	<b>72</b>	<b>234</b>	<b>0.0(0)</b>	<b>5(-11)</b>	<b>0</b>	<b>16</b>	<b>0</b>	<b>11</b>	<b>175</b>	<b>15.9</b>	<b>32</b>	<b>0</b>	<b>3</b>	<b>41</b>	<b>13.7</b>	<b>38</b>	<b>1</b>
<b>Playoffs</b>																			
2018 Indianapolis.....	1-1	1	1	2	0.0(0)	0(0)	0	0	0	0	0	0.0	0	0	0	0.0	0	0	0
2021 Dallas.....	1-0	0	5	5	0.0(0)	0(0)	0	0	0	0	0	0.0	0	0	0	0.0	0	0	0
2022 Dallas.....	2-2	8	7	15	0.0(0)	0(0)	0	0	0	0	0	0.0	0	0	0	0.0	0	0	0
<b>Totals.....</b>	<b>4-3</b>	<b>9</b>	<b>13</b>	<b>22</b>	<b>0.0(0)</b>	<b>0(0)</b>	<b>0</b>	<b>0</b>	<b>0</b>	<b>0</b>	<b>0</b>	<b>0.0</b>	<b>0</b>	<b>0</b>	<b>0</b>	<b>0</b>	<b>0.0</b>	<b>0</b>	<b>0</b>

### ADDITIONAL STATISTICS

Special Teams Tackles – 2017 (1-0-1).

### SINGLE-GAME HIGHS

Total Tackles – 13 at Philadelphia, 10/16/22

### HOOKER'S CAREER GAME-BY-GAME

Game	DEFENSE								Game	DEFENSE							
	ST	AT	TT	Tk/ Ls	PBU	No/ Yds	Lg	TD		ST	AT	TT	Tk/ Ls	PBU	No/ Yds	Lg	TD
<b>2017 (Indianapolis)</b>																	
L-@ LAR 9/10.....	2	1	3						L-@ LAC 9/8.....	4	1	5		1	1/26	26	0
L-Ari 9/17.....	1	1	2		1	1/32	32	0	W-@ Ten 9/15.....	3	0	3					
W-Cle 9/24.....	2	1	3		1	1/12	12	0	W-Atl 9/22.....	1	1	2					
L-@ Sea 10/1.....	1	2	3		1	1/29	29	0	L-Oak 9/29.....	INACTIVE/INJURED-Knee							
W-SF 10/8.....	4	1	5						W-@ KC 10/6.....	INACTIVE/INJURED-Knee							
L-@ Ten 10/16.....	3	0	3		1				W-Hou 10/20.....	INACTIVE/INJURED-Knee							
L-Jac 10/22.....	2	0	2						W-Den 10/27.....	3	2	5					
L-@ Cin 10/29.....	RESERVE/INJURED-Knee								L-@ Pit 11/3.....	3	2	5	1(-3)				
W-@ Hou 11/5.....	RESERVE/INJURED-Knee								L-Mia 11/10.....	1	2	3					
L-Pit 11/12.....	RESERVE/INJURED-Knee								W-Jac 11/17.....	0	3	3		1			
L-Ten 11/26.....	RESERVE/INJURED-Knee								L-@ Hou 11/21.....	2	5	7					
L-@ Jac 12/3.....	RESERVE/INJURED-Knee								L-Ten 12/1.....	1	3	4					
L-@ Buf 12/10.....	RESERVE/INJURED-Knee								L-@ TB 12/8.....	9	1	10		1	1/13	13	0
L-Den 12/14.....	RESERVE/INJURED-Knee								L-@ NO 12/16.....	1	1	2					
L-@ Bal 12/23.....	RESERVE/INJURED-Knee								W-Car 12/22.....	2	0	2					
W-Hou 12/31.....	RESERVE/INJURED-Knee								L-@ Jac 12/29.....								
<b>Totals.....</b>	<b>15</b>	<b>6</b>	<b>21</b>		<b>4</b>	<b>3/73</b>	<b>32</b>	<b>0</b>	<b>Totals.....</b>	<b>30</b>	<b>21</b>	<b>51</b>	<b>1(-3)</b>	<b>3</b>	<b>2/39</b>	<b>26</b>	<b>0</b>
<b>2018 (Indianapolis)</b>																	
L-Cin 9/9.....	4	0	4						L-@ Jac 9/13.....	3	2	5					
W-@ Was 9/16.....	1	0	1						W-Min 9/20.....	2	0	2					
L-@ Phi 9/23.....	6	0	6		1				W-NYJ 9/27.....	RESERVE/INJURED-Achilles							
L-Hou 9/30.....	2	0	2						W-@ Chi 10/4.....	RESERVE/INJURED-Achilles							
L-@ NE 10/4.....	4	8	12						L-@ Cle 10/11.....	RESERVE/INJURED-Achilles							
L-@ NYJ 10/14.....	1	0	1		1	1/27	27	0	W-Cin 10/18.....	RESERVE/INJURED-Achilles							
W-Buf 10/21.....	0	1	1						W-@ Det 11/1.....	RESERVE/INJURED-Achilles							
W-@ Oak 10/28.....	INACTIVE/INJURED-Hip								L-Bal 11/8.....	RESERVE/INJURED-Achilles							
W-Jac 11/11.....	4	0	4						W-@ Ten 11/12.....	RESERVE/INJURED-Achilles							
W-Ten 11/18.....	INACTIVE/INJURED-Hip								W-GB 11/22.....	RESERVE/INJURED-Achilles							
W-Mia 11/25.....	1	1	2						L-Ten 11/29.....	RESERVE/INJURED-Achilles							
L-@ Jac 12/2.....									W-@ Hou 12/6.....	RESERVE/INJURED-Achilles							
W-@ Hou 12/9.....	1	0	1						W-@ LV 12/13.....	RESERVE/INJURED-Achilles							
W-Dal 12/16.....	0	1	1						W-Hou 12/20.....	RESERVE/INJURED-Achilles							
W-NYG 12/23.....	4	2	6		1	1/7	7	0	L-@ Pit 12/27.....	RESERVE/INJURED-Achilles							
W-@ Ten 12/30.....	2	1	3		1				W-Jac 1/3/21.....	RESERVE/INJURED-Achilles							
<b>Totals.....</b>	<b>30</b>	<b>14</b>	<b>44</b>		<b>4</b>	<b>2/34</b>	<b>27</b>	<b>0</b>	<b>Totals.....</b>	<b>5</b>	<b>2</b>	<b>7</b>					
<b>Playoffs</b>																	
W-@ Hou 1/5/19...	1	1	2						L-@ Buf 1/9/21.....	RESERVE/INJURED-Achilles							
L-@ KC 1/12/19.....	INACTIVE/INJURED-Hip																
<b>Totals.....</b>	<b>1</b>	<b>1</b>	<b>2</b>														


2021 (Dallas)								INTs		
Game	ST	AT	TT	Tk/ Ls	No/ PBU	Yds	Lg	TD		
L-@ TB 9/9.....					INACTIVE					
W-@ LAC 9/19.....	3	0	-	3	1(-1)					
W-Phi 9/27.....						1				
W-Car 10/3.....	3	0	-	3						
W-NYG 10/10.....	5	1	-	6						
W-@ NE 10/17.....	2	0	-	2						
W-@ Min 10/31.....	1	1	-	2						
L-Den 11/7.....	1	0	-	1						
W-Atl 11/14.....	1	1	-	2						
L-@ KC 11/21.....	5	0	-	5						
L-LV 11/25.....	4	1	-	5						
W-@ NO 12/2.....	0	1	-	1						
W-@ Was 12/12.....	2	0	-	2						
W-@ NYG 12/19.....	5	1	-	6		1	1/0	0	0	
W-Was 12/26.....					RESERVE/COVID-19					
L-Ari 1/2/22.....	2	1	-	3						
W-@ Phi 1/8/22.....	2	1	-	3						
<b>Totals</b> .....	<b>36</b>	<b>8</b>	<b>-</b>	<b>44</b>	<b>1(-1)</b>	<b>2</b>	<b>1/0</b>	<b>0</b>	<b>0</b>	
<b>Playoffs</b>										
L-SF 1/16/22.....	0	5	-	5						

2022 (Dallas)								INTs		
Game	ST	AT	TT	Tk/ Ls	No/ PBU	Yds	Lg	TD		
L-TB 9/11.....	2	2	-	4						
W-Cin 9/18.....	3	2	-	5						
W-@ NYG 9/26.....	4	0	-	4						
W-WAS 10/2.....	5	3	-	8	1(-1)					
W-@ LAR 10/9.....	1	2	-	3		1	1/3	3		
L-@ Phi 10/16.....	12	1	-	13	1(-3)					
W-Det 10/23.....	2	1	-	3						
W-Chi 10/30.....					INACTIVE/INJURED-Hamstring					
L-@ GB 11/13.....	1	2	-	3						
W-@ Min 11/20.....										
W-NYG 11/24.....	1	0	-	1						
W-Ind 12/4.....	2	1	-	3		1	1/26	26		
W-Hou 12/11.....	2	1	-	3						
L-@ Jac 12/18.....	3	2	-	5						
W-Phi 12/24.....	4	1	-	5						
W-@ Ten 12/29.....	2	1	-	3						
L-@ Was 1/8/23.....	2	2	-	4	1(-3)	1	1/0	0		
<b>Totals</b> .....	<b>46</b>	<b>21</b>	<b>-</b>	<b>67</b>	<b>3(-7)</b>	<b>3</b>	<b>3/29</b>	<b>26</b>		
<b>Playoffs</b>										
W-@ TB 1/16/23....	5	2	-	7						
L-@ SF 1/22/23.....	3	5	-	8						
<b>Totals</b> .....	<b>8</b>	<b>7</b>	<b>-</b>	<b>15</b>						

# MALIK JEFFERSON

**46 • Linebacker**

6-2 • 245 • 11/15/96  
Texas • FA: 22  
NFL: 4th Year • Cowboys: 1st Year  
Games/Starts: 2022-0/0; Career-35/0  
Postseason: 2022-0/0; Career-0/0



**PRO:** The Dallas Cowboys bolstered their linebacker depth prior to 2022 training camp when they signed Malik Jefferson as a free agent. He spent the entire 2022 season on the Cowboys practice squad after being released following training camp. Jefferson has played in 35 career games with four different teams and has compiled three tackles and 13 special teams stops while playing mostly on special teams. He will look to make an impact for the Cowboys, starting on the special teams units.

#### TRANSACTION SUMMARY:

- 2/8/23:** Signed with Dallas as a Future.
  - 12/14/22:** Released and signed to Dallas' practice squad (12/21).
  - 8/30/22:** Waived and signed to Dallas' practice squad (8/31).
  - 7/14/22:** Signed with Dallas as a free agent.
  - 1/10/22:** Signed with Indianapolis and waived (5/10).
  - 9/1/21:** Signed to Indianapolis' practice squad, activated (12/15) and waived (1/4/22).
  - 3/12/21:** Waived by the LA Chargers, signed with Indianapolis (5/5) and waived (8/31).
  - 9/16/20:** Signed to the LA Chargers practice squad and activated (9/26).
  - 9/5/20:** Waived by the LA Chargers, signed to Tennessee's practice squad (9/9) and waived (9/14).
  - 11/25/19:** Signed to the LA Chargers practice squad.
  - 8/31/19:** Waived by Cincinnati, claimed off waivers by Cleveland (9/1) and waived (11/12).
  - 4/27/18:** Drafted in the third round (78th overall) by Cincinnati.
- 2022 (Indianapolis/Dallas):**
- Released by the Colts in May following the NFL Draft and signed with Dallas prior to training camp. Was released after camp and signed to the Cowboys practice squad, where he spent the remainder of the season.
- 2021 (Indianapolis):**
- Released by the Colts after training camp and signed to Indianapolis' practice squad on Sept. 1, where he spent most of the season.
  - Activated from the practice squad for two weeks, where he was inactive against New England (12/18) and played on special teams at Arizona (12/25).
- 2020 (LA Chargers/Tennessee):**
- Waived by the Chargers at the end of training camp and signed to the Titans practice squad (9/9) before being released days later (9/14).
  - Signed with the LA Chargers practice squad, activated to the roster prior to the game against Carolina (9/27) and played 13 games with the Chargers, tallying five special teams tackles.

**2019 (Cincinnati/Cleveland):**

- Released by the Bengals after training camp and was claimed off waivers by the Cleveland Browns, where he appeared in nine games and recorded one special teams tackle.
- Waived by the Browns mid-season and signed to the LA Chargers practice squad, where he spent the rest of the season.

**2018 (Cincinnati):**

- Played in 12 games as a rookie, tallying three tackles and seven special teams stops. Placed on Reserve/Injured for the final two weeks of the season after suffering a toe injury.

**COLLEGE:**

- Appeared in 33 games, starting 29, for the Longhorns and registered 233 tackles, 25.5 tackles for loss, 12.0 sacks, six pass breakups, two forced fumbles and one fumble recovery.
- As a junior named Big 12 Conference Co-Defensive Player of the Year, first-team All-Big 12 and second-team All-American after he notched a team-high 110 tackles, 10 for a loss, and 4.0 sacks.
- Earned second-team All-Big 12 honors as a sophomore after accumulating 62 tackles, 8.5 tackles for loss, 5.5 sacks, three pass breakups and one forced fumble in 11 games played with nine starts.
- In 2015 named Big 12 Defensive Freshman of the Year after registering 61 tackles, seven for a loss, 2.5 sacks, three pass breakups, one forced fumble and a fumble recovery.

**PERSONAL:**

- Rated the No. 1 linebacker in Texas by Scout and 247Sports.com and played for Poteet High School in nearby Mesquite, Texas.
- As a senior he was named first-team all-state after recording 81 tackles, 16 for a loss, 6.0 sacks, two forced fumbles and four blocked kicks.
- Named an All-American as a junior and senior and competed in the 2015 Under Armour All-America game.
- Did not play linebacker until his junior year of high school while also competing in baseball and track and field.

**COMMUNITY:**

- Annual Team Holiday Hospital Visits.
- 2022 My Cause My Cleats campaign.
- 2023 Dallas Cowboys Draft Day/Fan Appreciation Party.

**JEFFERSON'S NFL TOTALS**

Year Team	GP-GS	DEFENSE										INTERCEPTIONS					FUMBLES REC				
		ST	AT	TT	Sks-Yds	Tkl/Ls	QB	Prs	PBU	FF	No	Yds	Avg	Lg	TD	No	Yds	Avg	Lg	TD	
2018 Cincinnati	12-0	1	2	-	3	0.0(0)	0(0)	0	0	0	0	0	0	0	0	0	0	0	0	0	0
2019 Cleveland	9-0	0	0	-	0	0.0(0)	0(0)	0	0	0	0	0	0	0	0	0	0	0	0	0	0
2020 LA Chargers	13-0	0	0	-	0	0.0(0)	0(0)	0	0	0	0	0	0	0	0	0	0	0	0	0	0
2021 Indianapolis	1-0	0	0	-	0	0.0(0)	0(0)	0	0	0	0	0	0	0	0	0	0	0	0	0	0
2022 Dallas	0-0	PRACTICE SQUAD										PRACTICE SQUAD					PRACTICE SQUAD				
<b>Totals</b>	<b>35-0</b>	<b>1</b>	<b>2</b>	<b>-</b>	<b>3</b>	<b>0.0(0)</b>	<b>0(0)</b>	<b>0</b>	<b>0</b>	<b>0</b>	<b>0</b>	<b>0</b>	<b>0</b>	<b>0</b>	<b>0</b>	<b>0</b>	<b>0</b>	<b>0</b>	<b>0</b>	<b>0</b>	<b>0</b>

**ADDITIONAL STATISTICS**

Special Teams Tackles - 2018 (4-3-7), 2019 (1-0-1), 2020 (3-2-5). Totals: 8-5-13.

**TYRON JOHNSON** (TIE-rin)

80 • Wide Receiver

6-1 • 195 • 1/8/96

Oklahoma State • FA: '23

NFL: 4th Year • Cowboys: 1st Year

Games/Starts: 2022-4/1; Career-26/1

Postseason: 2022-0/0; Career-1/0



**PRO:** The Dallas Cowboys bolstered the speed of their receiving corps when they signed Tyron Johnson during the final week of the offseason program in 2023. Johnson, originally an undrafted free agent out of Oklahoma State, has played in 26 games in three seasons, totaling 23 receptions for 422 yards and three touchdowns. Johnson's speed was evident while playing for the LA Chargers in 2020, as he led all NFL pass catchers with four receptions of 50-plus yards. Johnson will also look to play a role on John Fassel's special teams unit, as he contributed significantly on the Las Vegas Raiders special teams unit in 2021 as a kickoff returner.

**TRANSACTION SUMMARY:**

- 2/6/23:** Signed with San Francisco, waived (5/11) and signed with Dallas (6/5).
- 10/25/22:** Signed with Houston, waived (11/16), signed to Cincinnati's practice squad (11/29) and waived (2/6/23).
- 10/7/22:** Waived by Las Vegas, signed to Las Vegas' practice squad (10/11) and waived (10/22).
- 11/18/21:** Signed to Las Vegas' practice squad and activated (1/8/22).
- 8/31/21:** Waived by the LA Chargers, claimed off waivers by Jacksonville (9/1) and waived (11/16).
- 9/5/20:** Waived by the LA Chargers, signed to the LA Chargers practice squad (9/6) and activated (10/9).
- 12/30/19:** Signed as a Future with the LA Chargers.
- 10/2/19:** Signed to Carolina's practice squad, waived (10/15) and signed to the LA Chargers practice squad (12/3).
- 9/17/19:** Waived by Buffalo, signed to Houston's practice squad (9/24) and waived (9/25).
- 5/10/19:** Signed with Houston as a rookie free agent, waived (8/31) and signed to Buffalo's practice squad (9/2).



**2022 (Las Vegas/Houston/Cincinnati):**

- Played two games for the Raiders - at the LA Chargers (9/11) and against Denver (10/2) - before he was released in Week 5 and signed to Las Vegas' practice squad, where he was then released two weeks later.
- Signed with Houston in Week 8 and played in two games for the Texans, catching one pass for eight yards in his first career start against Philadelphia (11/3).
- Released from Houston in Week 11 and signed to Cincinnati's practice squad before being waived following the 2022 season.

**2021 (LA Chargers/Jacksonville/Las Vegas):**

- Played in 10 games - five with Jacksonville and five with Las Vegas - and reeled in two receptions for 16 yards.
- Started the season on the LA Chargers roster, but following his release after training camp was claimed off waivers by Jacksonville.
- Played five games for the Jaguars, where he caught two passes for 16 yards and played mostly on special teams, before his release midway through the season.
- Signed to the Raiders practice squad and was elevated for five games - three standard elevations and two COVID-19 elevations.
- Signed to Las Vegas' active roster prior to the final regular season game against the LA Chargers (1/9/22), where he returned two kickoffs for 40 yards and forced a fumble during an overtime win that propelled the Raiders to the postseason for the first time in five years.
- Made his postseason debut at Cincinnati (1/15/22), returning three kickoffs for 73 yards (24.3 avg.) with a 35-yard long return.

**2020 (LA Chargers):**

- Played in 12 games and led the NFL with four receptions of 50-plus yards, all of which came within his first five career receptions. Finished his season with 20 catches for 398 yards and three touchdowns.
- Averaged 19.9 yards-per-catch, the second-best receiving average among NFL pass catchers in 2020 with at least 20 receptions.
- After being released from the roster following training camp, signed to the LA Chargers practice squad.
- Elevated from the practice squad in Week 4, where he made his NFL debut against Tampa Bay (10/4) and recorded a 53-yard receiving touchdown, the longest receiving score in a debut in franchise history.
- Hauled in a 50-yard touchdown reception against Las Vegas (11/8), a 54-yard catch against the N.Y. Jets (11/22) and a 55-yard reception at Buffalo (11/29) on fourth-and-27.
- Enjoyed a career day with six catches for 55 yards and his second touchdown of the season against Atlanta (12/13).

**2019 (Houston/Buffalo/Carolina/LA Chargers):**

- Signed as an undrafted free agent with Houston, and following his release after training camp, spent the entire season on the practice squads for Buffalo, Houston, Carolina and the LA Chargers.

**COLLEGE:**

- Played two seasons at Oklahoma State (2017-18) after transferring from LSU, where he played one year (2015).
- Posted 80 career receptions for 1,288 yards and 12 touchdowns.
- In his senior campaign, totaled 53 receptions for 845 yards and seven touchdowns. Was key in Oklahoma State's Liberty Bowl win over Missouri, catching seven passes for a single game career-high 141 yards with two scores.
- In 2017 he hauled in a 44-yard touchdown catch on his first target as a Cowboy and finished with 18 receptions for 293 yards and three touchdowns while playing 12 games.
- Redshirted the 2016 season after transferring from LSU.
- As a freshman at LSU posted nine catches for 150 yards and two touchdowns. Made his first career scoring grab on a 61-yard catch against Western Kentucky.

**PERSONAL:**

- Attended Warren Easton High School in New Orleans, La., where he was a Class 4A All-State selection as a senior after posting 94 catches for 1,589 yards and 17 touchdowns.
- Invited to the 2016 Under Armour All-American Game.
- Led his team to an appearance in the 2014 state title game in his junior season, where he racked up 1,433 receiving yards and 17 touchdowns on 87 receptions.
- Majored in general studies at Oklahoma State.
- Has two daughters, Elias Waiters and Kaloni Johnson.

**JOHNSON'S NFL TOTALS**

Year Team	GP-GS	RECEIVING					RUSHING				
		No	Yds	Avg	Long	TD	No	Yds	Avg	Long	TD
2020 LA Chargers.....	12-0	20	398	19.9	55	3	3	17	5.7	7	0
2021 Jacksonville .....	5-0	2	16	8.0	10	0	0	0	0.0	0	0
Las Vegas .....	5-0	0	0	0.0	0	0	0	0	0.0	0	0
2022 Las Vegas .....	2-0	0	0	0.0	0	0	0	0	0.0	0	0
Houston .....	2-1	1	8	8.0	8	0	0	0	0.0	0	0
<b>Totals .....</b>	<b>26-1</b>	<b>23</b>	<b>422</b>	<b>18.3</b>	<b>55</b>	<b>3</b>	<b>3</b>	<b>17</b>	<b>5.7</b>	<b>7</b>	<b>0</b>
<b>Playoffs</b>											
2021 Las Vegas .....	1-0	0	0	0.0	0	0	0	0	0.0	0	0

**ADDITIONAL STATISTICS**

Kick Returns – 2020-LAC (6 for 111 yards); 2021-LV (8 for 156 yards). Totals (14 for 267).

# RONALD JONES

## 32 • Running Back

6-0 • 218 • 8/3/97

Southern California • UFA(KC)-23

NFL: 6th Year • Cowboys: 1st Year

Games/Starts: 2022-6/0-KC; Career-61/25

Postseason: 2022-1/0-KC; Career-4/0



**PRO:** The Dallas Cowboys added depth to the running back room in 2023 after the departure of Ezekiel Elliott with the addition of Ronald Jones. Jones, originally a 2018 second round draft pick (38th overall) by Tampa Bay, comes to Dallas with five years of experience and a pair of fresh legs, never having exceeded 200 carries in a season over his career. Jones has totaled 505 carries for 2,244 yards (4.4 avg.) with 19 touchdowns over his career, adding 77 receptions for 593 yards and a touchdown through the air. He also brings a Super Bowl pedigree to the Cowboys offense, having won two Super Bowls with the Tampa Bay Buccaneers (LV) and the Kansas City Chiefs (LVIII).



### TRANSACTION SUMMARY:

**3/21/23:** Signed with Dallas.

**3/27/22:** Signed with Kansas City.

**4/27/18:** Drafted in the second round (38th overall) by Tampa Bay.

#### 2022 (Kansas City):

- Signed with Kansas City in the offseason and played in six games, starting one, to tally 17 carries for 70 yards and a touchdown in the regular season.
- Made his Chiefs debut against the LA Rams (11/27), rushing four times for 12 yards.
- Had his lone touchdown of the year at Las Vegas (1/7/23), adding 10 carries for 45 yards.
- Played in the Conference Championship against Cincinnati (1/29/23), rushing once for no yards, and was active but did not play in Super Bowl LVII.

#### 2021 (Tampa Bay):

- Started three-of-16 games played, rushing 101 times for 428 yards and four touchdowns.
- Rushed four times for 14 yards in the season opener against Dallas (9/9), then started against the Falcons (9/19) and rushed six times for 27 yards.
- Started the final two games of the season, first tallying a season-high 20 carries for 65 yards and a touchdown at Carolina (12/26), then rushing 10 times for 26 yards at the N.Y. Jets (1/2/22).

#### 2020 (Tampa Bay):

- Started 13-of-14 games, establishing career-highs with 192 carries for 978 yards (5.1 avg.) and seven touchdowns, while catching 28 passes for 165 yards and one touchdown.
- His 5.09 rushing average established a new Buccaneers single-season record among qualified rushers (min. 100 attempts), and his 978 rushing yards were the most by a Buccaneers rusher since 2015.
- Started at New Orleans (9/13), rushing 17 times for 66 yards and catching two passes for 16 yards.
- Posted a then career-high 111 rushing yards against the LA Chargers (10/4), then rushed 17 times for 106 yards on Thursday Night Football at Chicago (10/8).
- Became the fourth player in franchise history to post three consecutive 100-yard rushing games, joining Doug Martin (three in 2015), Cadillac Williams (three in 2005) and James Wilder (franchise-record six from 1984-85) after rushing for 113 yards and two touchdowns against Green Bay (10/18).
- At Carolina (11/15) totaled a career-best 192 yards on 23 carries (8.3 avg.), including a career-long 98-yard touchdown run. The 192 rushing yards ranked as the fifth-most in a single game in franchise history, and he joined Derrick Henry (2018), Ahman Green (2003) and Tony Dorsett (1983) as the only players in NFL history to post a rush of 98-or-more yards.
- Against Kansas City (11/29), rushed nine times for 66 yards (7.3 avg.) and caught a 37-yard touchdown - his first career touchdown reception - to finish the day with 103 yards from scrimmage.
- Inactive at Atlanta (12/20) and at Detroit (12/26).
- Made his postseason debut in the Divisional Round at New Orleans (1/17/21), rushing 13 times for 62 yards (4.8 avg.) and then rushed for 16 yards in the NFC Championship Game at Green Bay (1/24/21).
- In Super Bowl LV against Kansas City (2/7/21), rushed 12 times for 61 yards (5.1 avg.).

#### 2019 (Tampa Bay):

- Played all 16 games, starting the last nine, and toted the rock 172 times for 724 yards and six scores, adding 31 catches for 309 yards through the air.
- Rushed 13 times for 75 yards in the opener against San Francisco (9/8).
- Scored his first touchdown of the year at the LA Rams (9/29), carrying the ball 19 times for 70 yards.
- Earned the first start of his career at Seattle (11/3), rushing 18 times for 67 yards and a score.
- Had his first career 100-yard outing, rushing 11 times for 106 yards in the regular season finale against Atlanta (12/29).

#### 2018 (Tampa Bay):

- Played in nine games and was inactive for seven as a rookie, rushing 23 times for 44 yards with a touchdown and catching seven passes for 33 yards.
- Made his NFL debut at Chicago (9/30) after being listed as inactive for the first three games, carrying the ball a season-high 10 times for 29 yards.
- Scored his first career touchdown against Cleveland (10/21), rushing for 13 yards and catching one pass for 15 yards.

**COLLEGE:**

- Three-year letterwinner at USC, rushing for 3,619 yards - fifth in school history - on 591 carries (6.1 avg.) with 39 touchdowns and adding 32 catches for 301 yards (9.4 avg.) with three scores in 40 career games.
- As a junior (2017), started all 13 games he played in, rushing 261 times for 1,550 yards (5.9 avg.) with 19 touchdowns, along with 14 catches for 187 yards and one touchdown.
- Led the team in rushing as a sophomore in 2016 - starting the final six games - and finished with 1,082 rushing yards on 177 carries (6.1 avg.) and 12 touchdowns, to go along with 11 catches for 76 yards and one score.
- Played in 14 games as a freshman in 2015, leading the team with 987 rushing yards on 153 carries (6.5 avg.), with eight touchdowns, while contributing seven catches for 39 yards and one touchdown. Joined LenDale White as the only true freshmen to lead USC in rushing, and his 987 rushing yards broke Heisman Trophy winner Charles White's USC freshman season rushing record.

**PERSONAL:**

- Finished with 4,935 rushing yards (8.9 avg.) and 76 touchdowns in his three-year career at McKinney, Texas, North High School, earning 2014 *Prep Star* All-American Dream Team and *USA Today* All-Texas as a senior.
- Also sprinted for McKinney North's track team, with bests of 10.37 in the 100 meters - winning his district championships in 2015 - and 21.98 in the 200 meters.
- Majored in communications at USC.

**JONES' NFL TOTALS**

Year Team	GP-GS	RUSHING					RECEIVING				
		No	Yds	Avg	Long	TD	No	Yds	Avg	Long	TD
2018 Tampa Bay	9-0	23	44	1.9	9	1	7	33	4.7	15	0
2019 Tampa Bay	16-9	172	724	4.2	49	6	31	309	10.0	41	0
2020 Tampa Bay	14-13	192	978	5.1	98t	7	28	165	5.9	37t	1
2021 Tampa Bay	16-3	101	428	4.2	30	4	10	64	6.4	15	0
2022 Kansas City	6-0	17	70	4.1	13	1	1	22	22.0	22	0
<b>Totals</b>	<b>61-25</b>	<b>505</b>	<b>2,244</b>	<b>4.4</b>	<b>98t</b>	<b>19</b>	<b>77</b>	<b>593</b>	<b>7.7</b>	<b>41</b>	<b>1</b>
<b>Playoffs</b>											
2020 Tampa Bay	3-0	35	139	4.0	13	0	0	0	0.0	0	0
2021 Tampa Bay	0-0	0	0	0.0	0	0	0	0	0.0	0	0
2022 Kansas City	1-0	1	0	0.0	0	0	0	0	0.0	0	0
<b>Totals</b>	<b>4-0</b>	<b>36</b>	<b>139</b>	<b>3.9</b>	<b>13</b>	<b>0</b>	<b>0</b>	<b>0</b>	<b>0.0</b>	<b>0</b>	<b>0</b>

**SINGLE-GAME HIGHS**

- Carries – 23 at Carolina, 11/15/2020
- Rushing Yards – 192 at Carolina, 11/15/2020
- Rush Average – 9.6 vs. Atlanta, 12/29/19
- Long Run – 98t at Carolina, 11/15/2020
- Rushing Touchdowns – 2 vs. Green Bay, 10/18/2020
- Receptions – 8 vs. Arizona, 11/10/19
- Receiving Yards – 77 vs. Arizona, 11/10/19
- Long Reception – 41 vs. N.Y. Giants, 9/22/19

**KELVIN JOSEPH**

1 • Cornerback

5-11 • 200 • 11/11/99  
 Kentucky • D2-21 (44th overall)  
 NFL: 3rd Year • Cowboys: 3rd Year  
 Games/Starts: 2022-16/1; Career-26/3  
 Postseason: 2022-2/0; Career-3/0



**PRO:** With their second selection (44th overall) in the 2021 NFL Draft, the Dallas Cowboys addressed the cornerback position with the addition of Kentucky defensive back Kelvin Joseph. As a rookie, Joseph's season got off to a slow start as a groin injury suffered in the preseason landed him on Reserve/Injured for the first six games of the season. He played in 10 games with two starts, seeing most of his time on special teams, and posted 13 tackles, two breakups and a tackle for loss while adding two stops on special teams. In 2022 he became a special teams stalwart, finishing third on the team with seven special teams stops, and added 13 tackles, two breakups and a forced fumble on defense in 16 games with one start.

**TRANSACTION SUMMARY:**

- 9/2/21:** Placed on Reserve/Injured with a groin injury, designated for return (10/13) and activated (10/30).
- 4/30/21:** Drafted in the second round (44th overall) by Dallas.

**2022:**

- Played in 16 games - inactive for one - and finished third on the team with a career-best seven special teams stops to go along with 13 tackles, two breakups and a forced fumble on defense.
- Made special teams tackles in three straight games - one at the N.Y. Giants (9/26), two against Washington (10/2) and two at the LA Rams (10/9).

- Logged his first defensive stats of the season, making a tackle against Chicago (10/30) and then finished with a season-high five tackles and added a forced fumble at Green Bay (11/13).
- Inactive against the N.Y. Giants (11/24), but returned the next week against Indianapolis (12/4) and had a tackle and a breakup.
- Earned his first start of the year at Jacksonville (12/18), making a tackle.
- Played in both postseason contests, making two special teams tackles and forcing a fumble on the punt team at San Francisco (1/22/23).

**2021:**

- Landed on the Reserve/Injured list on Sept. 2, making him eligible to return, with a groin injury suffered in preseason action.
- Played in 10 games with two starts, seeing most of his time on special teams, and posted 13 tackles, two breakups and a stop for loss on defense. Added a pair of special teams tackles.
- Returned to practice on Oct. 13, activated Oct. 30 and made his NFL debut at Minnesota (10/31), seeing most of his action on special teams.
- Logged his first career defensive stat - a pass breakup - in the fourth quarter of the win over Atlanta (11/14).
- Earned his first career start against Washington (12/26) with Jourdan Lewis (COVID-19) sidelined and Anthony Brown filling in at slot corner and notched the first two tackles and tackle for loss of his career, along with a pass breakup.
- Made his second career start and led the team with a season-best nine tackles in the finale at Philadelphia (1/8/22).
- Saw time on special teams in his postseason debut in the Wild Card game against San Francisco (1/16/22) and assisted on a tackle.

**COLLEGE:**

- Started all nine games he played as a redshirt sophomore in 2020 before opting out prior to the regular season finale against South Carolina. Finished his lone season with the Wildcats with 25 total tackles, four interceptions, a tackle for loss and a pass breakup.
- Sat out the 2019 season due to NCAA transfer rules after transferring to Kentucky from LSU.
- Played in 11 games as a true freshman at LSU in 2018 and recorded 12 tackles and one pass breakup.

**PERSONAL:**

- Scored a combined 13 touchdowns on returns - kickoffs, punts and interceptions - during his career at Scotlandville Magnet School in Baton Rouge, La.
- A two-time first-team 5A all-state selection, twice named to the *Baton Rouge Advocate* All-Metro Team became the first player in Scotlandville history to be selected to play in the U.S. Army All-American game.
- Recorded 113 tackles for loss and three interceptions while returning a kickoff 90 yards for a touchdown as a senior.
- Also played basketball.
- Majored in community and leadership development at Kentucky.

**COMMUNITY:**

- Annual Team Holiday Hospital Visits.
- Make-A-Wish Foundation of North Texas.
- 2022 My Cause My Cleats campaign.
- Frisco Fire House visit.
- 2023 Dallas Cowboys Draft Day/Fan Appreciation Party.

**JOSEPH'S COWBOYS TOTALS**

Year Team	GP-GS	DEFENSE										INTERCEPTIONS					FUMBLES REC			
		ST	AT	TT	Tk/ Ls	Sks- Yds	Tk/ Ls	QB Prs	PBU	FF	No	Yds	Avg	Lg	TD	No	Yds	Avg	Lg	TD
2021 Dallas.....	10-2	11	2	-	13	0.0(0)	0(0)	1(-2)	0	2	0	0	0	0	0	0	0	0	0	0
2022 Dallas.....	16-1	11	2	-	13	0.0(0)	0(0)	0	2	1	0	0	0	0	0	0	0	0	0	
<b>Totals.....</b>	<b>26-3</b>	<b>22</b>	<b>4</b>	<b>-</b>	<b>26</b>	<b>0.0(0)</b>	<b>1(-2)</b>	<b>0</b>	<b>4</b>	<b>1</b>	<b>0</b>	<b>0</b>	<b>0</b>	<b>0</b>	<b>0</b>	<b>0</b>	<b>0</b>	<b>0</b>	<b>0</b>	
<b>Playoffs</b>																				
2021 Dallas.....	1-0	0	0	-	0	0.0(0)	0(0)	0	0	0	0	0	0	0	0	0	0	0	0	
2022 Dallas.....	2-0	0	0	-	0	0.0(0)	0(0)	0	0	0	0	0	0	0	0	0	0	0	0	
<b>Totals.....</b>	<b>3-0</b>	<b>0</b>	<b>0</b>	<b>-</b>	<b>0</b>	<b>0.0(0)</b>	<b>0(0)</b>	<b>0</b>	<b>0</b>	<b>0</b>	<b>0</b>	<b>0</b>	<b>0</b>	<b>0</b>	<b>0</b>	<b>0</b>	<b>0</b>	<b>0</b>	<b>0</b>	

**ADDITIONAL STATISTICS**

Special Teams Tackles - 2021 (1-1-2), 2022 (6-1-7). Totals (7-2-9).

Playoffs - 2021 (0-1-1), 2022 (1-1-2). Totals (1-2-3).

**JOSEPH'S CAREER GAME-BY-GAME**

2021 (Dallas)										2021 (Dallas), cont.									
Game	ST	AT	TT	Tk/ Ls	No/ PBU	Yds	Lg	TD	INTs	Game	ST	AT	TT	Tk/ Ls	No/ PBU	Yds	Lg	TD	INTs
L-@ TB 9/9.....										L-LV 11/25.....									
W-@ LAC 9/19.....										W-@ NO 12/2.....									
W-Phi 9/27.....										W-@ Was 12/12....									
W-Car 10/3.....										W-@ NYG 12/19....									
W-NYG 10/10.....										W-Was 12/26.....	2	0	-	2	1(-2)	1			
W-@ NE 10/17.....										L-Ari 1/2/22.....	2	0	-	2					
W-@ Min 10/31.....										W-@ Phi 1/8/22....	7	2	-	9					
L-Den 11/7.....										<b>Totals.....</b>	<b>11</b>	<b>2</b>	<b>-</b>	<b>13</b>	<b>1(-2)</b>	<b>2</b>			
W-Atl 11/14.....										<b>Playoffs</b>									
L-@ KC 11/21.....										L-SF 1/16/22.....	0	1	-	1					

Game	2022 (Dallas)				INTs			
	ST	AT	Tk/ Ls	PBU	No/ Yds	Lg	TD	
L-TB 9/11.....								
W-Cin 9/18.....								
W-@ NYG 9/26.....								
W-WAS 10/2.....								
W-@ LAR 10/9.....								
L-@ Phi 10/16.....								
W-Det 10/23.....								
W-Chi 10/30.....	1	0 -	1					
L-@ GB 11/13.....	4	1 -	5					
W-@ Min 11/20.....	1	0 -	1					
W-NYG 11/24.....					INACTIVE			
W-Ind 12/4.....	1	0 -	1	1				

Game	2022 (Dallas)				INTs			
	ST	AT	Tk/ Ls	PBU	No/ Yds	Lg	TD	
W-Hou 12/11.....	4	0 -	4	1				
L-@ Jac 12/18.....	1	0 -	1					
W-Phi 12/24.....								
W-@ Ten 12/29.....								
L-@ Was 1/8/23.....								
<b>Totals</b> .....	<b>11</b>	<b>2 -</b>	<b>13</b>	<b>2</b>				


  

Playoffs	
W-@ TB 1/16/23....	
L-@ SF 1/22/23....	
<b>Totals</b> .....	

# JAYRON KEARSE (JAY-RON)

## 27 • Safety

6-4 • 227 • 2/11/94  
 Clemson • FA-'21  
 NFL: 8th Year • Cowboys: 3rd Year  
 Games/Starts: 2022 14/14; Career-103/41  
 Postseason: 2022-2/2; Career-6/3



**PRO:** Jayron Kearse signed with the Dallas Cowboys during 2021 free agency, providing the team with a quality starting safety. Kearse arrived in Dallas after spending the first five seasons of his career in Minnesota (2016-19) and Detroit (2020), finishing 2020 on Baltimore's practice squad. Originally drafted in the seventh round (244th overall) by Minnesota in 2016, Kearse battled and earned a starting safety spot with Dallas in 2021 and had his best season to date, leading the Dallas defense with a career-high 92 tackles and finished second with seven tackles for loss. He also had a pair of interceptions, a fumble recovery, 10 pressures and 10 breakups. Kearse impressed coaches enough to become the defensive signal caller for the second half of the season. He re-signed with Dallas through the 2023 season, and was a force for the defense in 2022, starting all 14 games played - missing three due to injury - and finishing third on the defense with 83 tackles, five tackles for loss, a career-high 2.0 sacks, five breakups, two fumble recoveries and an interception, all while acting as the defensive play caller for the defense.

### TRANSACTION SUMMARY:

- 3/25/22:** Signed a two-year contract with Dallas through 2023.
- 3/30/21:** Signed a one-year contract with Dallas through 2021.
- 12/31/20:** Signed to Baltimore's practice squad and released (1/18).
- 7/31/20:** Suspended for three games, reinstated (10/1) and cut (12/28).
- 3/19/20:** Signed with Detroit as an unrestricted free agent through 2020.
- 4/30/16:** Drafted in the seventh round (244th overall) by Minnesota.

### 2022:

- Started all 14 games played - missing three due to injury - and finished third on the defense with 83 tackles, five tackles for loss, a career-high 2.0 sacks, five breakups, two fumble recoveries and an interception.
- Tied for second on the team with seven tackles and served as a team captain in the opener against Tampa Bay (9/11) before leaving the game with a knee injury.
- Missed three games with a knee injury, returning at the LA Rams (10/9) and recording three tackles.
- Tied his career-high and tied the team lead with nine tackles along with his first sack of the season, a tackle for loss and two pressures against Chicago (10/30).
- Tallied five takedowns, a sack and his first pass breakup of the season as part of a defense that recorded seven sacks at Minnesota (11/20) - the most by a Cowboys defense since seven against Seattle in 2008 (11/27).
- Tied the team lead with eight tackles, two tackles for loss, a pressure and a breakup against Indianapolis (12/4).
- Played his 100th career game at Jacksonville (12/18) and posted seven tackles, a tackle for loss, a breakup and forced fumble.
- Started both postseason games, collecting his first career postseason interception off Tom Brady at Tampa Bay (1/16/23), and then tallying six tackles and a tackle for loss at San Francisco (1/22/23).

### 2021:

- Started a career-best 15 of the 16 games he played and led the team with a career-high 92 tackles to become the first Cowboys safety to lead the team in tackles since Barry Church in 2014. Also second on the defense with a career-high seven tackles for loss while also notching career-bests with 10 breakups and two picks.
- Tallied a career-high nine tackles (second on the team) in his Cowboys debut in the opener at Tampa Bay (9/9).
- As the defensive captain in the win at Minnesota (10/31), had five tackles with one for a loss.
- Tied his career high with nine tackles along with a breakup against Denver (11/7), then picked off a pass (second of his career) to go with five tackles in the loss at Kansas City (11/21).
- Second on the team with a career-high tying nine stops, one for loss, while also swatting away two passes to establish and single-season career-high (seven) against Las Vegas (11/25).
- Second on the team with seven tackles, with one for a loss, one breakup and an interception - one-of-four for Dallas - in the Thursday night win at New Orleans (12/2).

- Made his 25th career start and finished at the N.Y. Giants (12/12) with six tackles and a hurry.
- Recorded the 200th tackle of his career in the game against Arizona (1/2/22), finishing with six and a breakup.
- Missed the season finale at Philadelphia (1/8/22) on the COVID-19 list, then started his first career postseason contest, finishing the Wild Card game against San Francisco (1/16/22) with 10 tackles and a breakup.

**2020 (Detroit/Baltimore):**

- Started seven of the 11 games he played after signing with Detroit as an unrestricted free agent, missing the first three due to a league-mandated suspension.
- Finished the season on Baltimore's practice squad after his release from the Lions (12/28).
- In 11 games, posted 56 tackles, two breakups, one hurry, one forced fumble and three special teams tackles.
- Tied his then career-high with three outings of eight tackles - at Minnesota (11/8), against Washington (11/15) and at Chicago (12/6).
- Released by Detroit on Dec. 28 and signed to Baltimore's practice squad, where he spent the season finale and the Ravens two postseason games.

**2019 (Minnesota):**

- Started three of the 15 games he played and made an appearance in one playoff game, finishing the year with 27 tackles, one hurry and six breakups.
- Posted a then career-high eight tackles with a breakup in the opener against Atlanta (9/8).
- Picked off his first career pass at Dallas (11/10).

**2018 (Minnesota):**

- Started one of the 16 games he played, contributing on special teams and as the club's nickel cornerback.
- Led the team with a career-high 18 special teams tackles while contributing 20 tackles, three for loss, a half sack, two hurries and two breakups on defense.
- Broke up his first career pass in the game at the LA Rams (9/27).
- Had back-to-back season-highs with four tackles - at the N.Y. Jets (10/21) and against New Orleans (10/28), adding his half sack in the Jets game.

**2017 (Minnesota):**

- Saw a majority of time on special teams in his second season, playing in 15 games and posting 14 special teams tackles along with three tackles and a tackle for loss on defense.
- Also played in two playoff games adding a special teams tackle.
- Notched his first career tackle for loss against Cincinnati (12/17).

**2016 (Minnesota):**

- Started one-of-16 games played, posting seven tackles with six stops and a fumble recovery on special teams.
- Made his NFL debut in the opener at Tennessee (9/11), then logged his first career defensive stats at Philadelphia (10/23), adding six tackles.
- Earned his first career start, finishing with one tackle at Chicago (10/31).
- Had his fumble recovery on special teams in the finale against Chicago (1/1/17).

**COLLEGE:**

- A two-year starting safety at Clemson, playing in 40 games with 29 starts, earning first-team All-American honors as a junior, totaling 87 tackles - 6.5 for losses - one interception and eight pass breakups.
- As a sophomore, notched 65 tackles, five for losses, 3.0 sacks, two interceptions and seven passes defended.
- Totaled 55 tackles, half a tackle for loss and a team-high (career-best) four picks in 2013 as a freshman.

**PERSONAL:**

- As a senior at South Fort Meyers, Fla., High School, helped his team to an 11-2 record, rushing for 528 yards with five touchdowns and posting 87 tackles, 3.0 sacks and an interception from his safety position.
- His uncle, Jevon Kearse, played 11 NFL seasons, and his cousin, Phillip Buchanon, played 10.
- Has two daughters, Jariah and Jett, and a son, Jayron.
- Majored in communications at Clemson.

**COMMUNITY:**

- 2022 Dallas Cowboys Draft Day/Fan Appreciation Party.
- Annual Team Holiday Hospital Visits.
- Make-A-Wish Foundation of North Texas.

**KEARSE'S NFL TOTALS**

Year Team	GP-GS	DEFENSE										INTERCEPTIONS					FUMBLES REC			
		ST	AT	TT	Sks-Yds	Tkl/Ls	QB Prs	PBU	FF	No	Yds	Avg	Lg	TD	No	Yds	Avg	Lg	TD	
2016 Minnesota	16-1	1	6	7	0.0(0)	0(0)	0	0	0	0	0	0	0	0	1	0	0.0	0	0	
2017 Minnesota	15-0	2	1	3	0.0(0)	1(-2)	0	0	0	0	0	0	0	0	0	0	0.0	0	0	
2018 Minnesota	16-1	18	2	20	0.5(-4)	1(-2)	2	2	0	0	0	0	0	0	0	0	0.0	0	0	
2019 Minnesota	15-3	19	8	27	0.0(0)	0(0)	1	6	0	1	0	0	0	0	0	0	0.0	0	0	
2020 Detroit	11-7	38	18	56	0.0(0)	0(0)	1	2	1	0	0	0	0	0	0	0	0.0	0	0	
2020 Baltimore	0-0	PRACTICE SQUAD										PRACTICE SQUAD					PRACTICE SQUAD			
2021 Dallas	16-15	62	30	92	1.0(-2)	7(-16)	10	10	0	2	34	17.0	34	0	1	1	1.0	1	0	
2022 Dallas	14-14	59	24	83	2.0(-12)	5(-10)	6	5	1	1	2	2.0	2	0	2	6	3.0	6	0	
<b>Totals</b>	<b>103-41</b>	<b>198</b>	<b>85</b>	<b>283</b>	<b>3.5(-18)</b>	<b>14(-30)</b>	<b>20</b>	<b>25</b>	<b>2</b>	<b>4</b>	<b>36</b>	<b>9.0</b>	<b>34</b>	<b>0</b>	<b>3</b>	<b>7</b>	<b>2.3</b>	<b>6</b>	<b>0</b>	
<b>Playoffs</b>																				
2017 Minnesota	2-0	0	0	0	0.0(0)	0(0)	0	0	0	0	0	0.0	0	0	0	0	0.0	0	0	
2019 Minnesota	1-0	0	0	0	0.0(0)	0(0)	0	0	0	0	0	0.0	0	0	0	0	0.0	0	0	
2020 Baltimore	0-0	PRACTICE SQUAD										PRACTICE SQUAD					PRACTICE SQUAD			
2021 Dallas	1-1	5	5	10	0.0(0)	0(0)	0	1	0	0	0	0.0	0	0	0	0	0.0	0	0	
2022 Dallas	2-2	6	4	10	0.0(0)	1(-1)	0	3	0	1	0	0.0	0	0	0	0	0.0	0	0	
<b>Totals</b>	<b>6-3</b>	<b>11</b>	<b>9</b>	<b>20</b>	<b>0.0(0)</b>	<b>1(-1)</b>	<b>0</b>	<b>4</b>	<b>0</b>	<b>1</b>	<b>0</b>	<b>0.0</b>	<b>0</b>	<b>0</b>	<b>0</b>	<b>0</b>	<b>0.0</b>	<b>0</b>	<b>0</b>	

**ADDITIONAL STATISTICS**

**Special Teams Tackles** – 2016 (6) 2017 (14), 2018 (18), 2019 (1), 2020 (3), 2021 (3), **Totals: 45.**  
*Playoffs* – 2017 (1), 2019 (1). **Totals: 2.**

**SINGLE-GAME HIGHS**

**Total Tackles** – 9, four times, last vs. Chicago, 10/30/22  
**Solo Tackles** – 7 vs. Washington, 11/15/20  
**Pass Breakups** – 2, twice, last vs. Las Vegas, 11/25/21

# CEEDEE LAMB

## 88 • Wide Receiver

6-2 • 197 • 4/8/99

Oklahoma • D1-'20 (17th overall)

NFL: 4th Year • Cowboys: 4th Year

Games/Starts: 2022-17/17 Career-49/44

Postseason: 2022-2/2; Career-3/3



**PRO:** The Dallas Cowboys saw fortune fall their way in the first round of the 2020 NFL Draft when, at pick 17, CeeDee Lamb was available. Highly regarded as one of the top wide receivers in the draft, Lamb's addition to the Dallas offense gave the club one of the most dangerous offenses in the NFL. In his first year in Dallas, Lamb caught a team rookie record 74 passes for 935 yards (second) and five touchdowns (tied for fourth). He was second among league rookies in catches and receiving yards and became the first player in NFL history to start a rookie season with six consecutive games of five-or-more catches. His 1,017 scrimmage yards allowed him to become the seventh rookie in Cowboys history to top 1,000 scrimmage yards. He was also one-of-29 rookies in NFL history - one-of-13 since the merger - to score a touchdown via rushing, receiving and kickoff return in his first NFL season. Lamb made a vast improvement for his second season as he led the team with 79 catches and 1,102 yards while tying for second with six touchdowns and earned his first trip to the Pro Bowl in 2021. With the departure of Amari Cooper in 2022, Lamb was tabbed as the number one receiver for Dallas, and he stepped up with a career-best season. Lamb recorded 107 receptions-third Cowboys player to eclipse 100 catches - 1,359 yards and nine touchdowns in 17 starts, earning second-team All-Pro honors and his second consecutive Pro Bowl appearance.

### TRANSACTION SUMMARY:

**4/23/20:** Drafted in the first round (17th overall) by Dallas.

#### 2022:

- Started all 17 games, establishing career-highs across all major receiving categories in catches (107), receiving yards (1,359) and touchdowns (nine) and became the third Cowboys player ever to eclipse 100 receptions in a season, joining Michael Irvin (111) and Jason Witten (110).
- Earned second-team All-Pro honors and was named to his second consecutive Pro Bowl - finishing top-six in the league in catches (fifth), yards (sixth) and touchdowns (sixth).
- Named team captain in the season opener against Tampa Bay (9/11), but was held to two catches for 29 yards.
- Led the offense with eight receptions for 87 yards and his first score of the season at the N.Y. Giants (9/26).
- Caught six passes for 97 yards and a touchdown against Washington (10/2).
- Produced a career performance with 11 catches for 150 yards - both single-game bests - and a career-high tying two touchdowns at Green Bay (11/13), notching his first 100-yard performance of the season. Surpassed 200 career catches to become the fastest player in team history (41 games) to reach the mark.
- Caught six passes for 106 yards against the N.Y. Giants (11/24) on Thanksgiving.
- Led the team with five receptions for 71 yards and touchdown against Indianapolis (12/4). His 17 career touchdowns moved him past Tony Hill and Terrance Williams for third-most by a Cowboy in his first three seasons.
- Recorded seven catches for 126 yards, surpassing 1,000 yards to become the 11th Cowboys player with multiple 1,000-yard seasons and the first to do it in back-to-back years since Amari Cooper (2019-20).
- Recorded his ninth career and fourth 100-yard game of the season, catching 10 passes for 120 yards and two touchdowns - establishing a new single-season career-best with eight scores - against Philadelphia (12/24). His nine career 100-yard games passed Drew Pearson (eight) for the second-most 100-yard games in a player's first three seasons in Cowboys history.
- Tied his career-high with 11 receptions to go along with 100 yards - his fifth 100-yard game of 2022. The last Cowboys player with five 100-yard performances in a season was Dez Bryant (five) in 2012. Also surpassed 100 catches on the year, becoming the third Cowboy (Irvin, Witten) to reach the mark.
- Caught five passes for 52 yards and a touchdown in the season finale at Washington (1/8/23), finishing the regular season as the second Cowboy ever with 100 receptions and 1,300 receiving yards in a season (Irvin, 1995). His nine touchdowns are the most by a Cowboys receiver since Dez Bryant (16) in 2014.
- Named a postseason captain and debuted with four receptions for 68 yards and a touchdown in the Wild Card Game at Tampa Bay (1/16/23) - the first postseason score of his career.
- Led all receivers with 10 catches for 117 yards in the Divisional Game at San Francisco (1/22/23) - his first 100-yard postseason game and the first by a Cowboy since Michael Gallup (119 yards) at the LA Rams in 2018 (1/12/19). His 10 receptions were the most by a Cowboys receiver in the postseason since Irvin had 12 catches in the 1994 NFC Championship game at San Francisco (1/15/95).

#### 2021:

- Started 13 of the 16 games he played, missing one with a concussion and led the team in receptions (79) and yards (1,102) while tying for second with six touchdowns. Also added 14 punt returns for 139 yards (9.9).
- Named to the Pro Bowl in place of Cooper Kupp, who played in the Super Bowl.
- Caught seven passes for 104 yards and a touchdown in the opener at Tampa Bay (9/9), passing 1,000 career yards in his 17th game played - the second-fastest Cowboy to the mark (Bob Hayes, 13 games).
- Named the offensive captain for the win over the N.Y. Giants (10/10), leading the team with 84 yards on four catches with a 49-yard touchdown.
- Had team and career-highs in catches (nine) and yards (149) with his second career multi-touchdown game in the win at New England (10/17). Caught the game-winning 35-yard scoring pass in overtime.
- Had six catches for 112 yards - both second on the team - at Minnesota (10/31), teaming with Cooper (122) to give Dallas a pair of receivers topping 100 yards in Cooper Rush's first career start at quarterback.
- Had two touchdowns and 94 yards on six catches while rushing once for 12 yards and returning two punts for 25 against Atlanta (11/14).

- Caught three passes for 14 yards before leaving the game at Kansas City (11/21) with a concussion and missed the Thanksgiving Day game against Las Vegas (11/25) due to the concussion.
- Returned at New Orleans (12/2) and tallied seven catches for 89 yards and added a career-long 33-yard run.
- With five catches at Washington (12/12) registered the most catches in the first two seasons of a career in team history (138).
- Became only the second Cowboys wide receiver (Hayes) to record 2,000 scrimmage yards in his first two seasons, catching six passes for 50 yards at the N.Y. Giants (12/19).
- Logged his first career 1,000-yard season after catching four passes for 66 yards against Washington (12/26). Also had a season-long 21-yard punt return.
- In his playoff debut, caught one pass for 21 yards and returned one punt for five with two fair catches against San Francisco (1/16/22) in the Wild Card game.

**2020:**

- Started 14 of the 16 games he played and was second on the team with 74 catches (club rookie record) and 935 yards (second among club rookies all-time) and tied for first with five receiving touchdowns.
- Added 10 runs for 82 yards and a touchdown, 24 punt returns for 172 yards and a 47-yard kickoff return touchdown.
- Is the seventh rookie in Cowboys history to top 1,000 scrimmage yards (1,017) and one-of-29 rookies in NFL history - one-of-13 since the merger - to score a touchdown via rushing, receiving and kickoff return.
- Became the first Cowboys rookie to start an opener since Terrance Williams in 2013 and caught five passes for 59 yards at the LA Rams (9/13).
- Posted his first career 100-yard outing, finishing against Atlanta (9/20) with 106 yards on six catches.
- Became the sixth player in NFL history to start a career with five catches in each of his first four games, catching five for 79 yards with his first two career touchdowns against Cleveland (10/4). Became the seventh Cowboys rookie with multiple receiving touchdowns - the first since Bryant in 2010.
- Led the team with eight catches and 124 yards - his second 100-yard game - against the N.Y. Giants (10/11).
- Selected as a team captain at Washington (10/25) but was held without a catch. Had a streak of six consecutive games with at least five catches come to an end, but established an NFL rookie record by starting his career with six straight games with five-or-more receptions.
- Established a team rookie record for receptions in a season, surpassing Hayes (46 in 1965) after catching four passes for 34 yards with a touchdown at Minnesota (11/22). Also had a season-high 48 punt return yards on three returns.
- Passed Irvin (654) for fifth among Cowboys rookies in receiving yards at Baltimore (12/8), then moved into third at Cincinnati (12/13).
- In the game against San Francisco (12/20), caught five passes for 85 yards while becoming the eighth Cowboys rookie to return a kickoff for a touchdown on his first career kickoff return. His return came on an inside kick attempt, marking the first Dallas touchdown return on an inside kick attempt since Randall Williams (10/12/03).
- Had a season-long 52-yard catch for a touchdown against Philadelphia (12/27). Also had a rushing score to become the 11th Dallas receiver to catch a touchdown and run for one in a game, first since Terry Glenn (12/11/05).

**COLLEGE:**

- Consensus All-American (earned first-team honors from Associated Press, *Sporting News* and Walter Camp Foundation), unanimous first-team All-Big 12 selection by league's coaches and media and a Biletnikoff Award and Earl Campbell Tyler Rose Award finalist as a junior.
- Leaving Oklahoma as a junior, Lamb strung together one of the most impressive collegiate careers, totaling 173 catches for 3,292 yards and 32 touchdowns.
- Started all 13 of his games as a junior, missing one due to injury, and tied for fifth nationally (led Big 12) with 14 touchdowns on 62 catches with 1,327 yards - a 21.4 yard-per-reception average that ranked third in the country, tops in Oklahoma history.
- Second-team All-Big 12 selection by the Associated Press as a sophomore, playing in all 14 games with 13 starts while recording 65 receptions for 1,158 yards and a team-high 11 touchdown catches.
- Additionally, ranked second in the Big 12 and eighth nationally by averaging 12.8 yards-per-punt return.
- Named All-Big 12 honorable mention by league's coaches and selected as a freshman ESPN All-American, playing in all 14 games (13 starts) as a true freshman, catching 46 passes for 807 yards and seven touchdowns.
- Ranked third nationally among freshmen by averaging 17.5 yards-per-catch, and his 807 receiving yards set a school freshman record while his seven touchdown receptions tied the Oklahoma freshman record.

**PERSONAL:**

- A four-star recruit according to 247Sports, ESPN, Rivals and Scout out of Foster High School in Richmond, Texas, caught 98 passes for 2,032 yards (fourth in state history) and 33 touchdowns (tied for second) as a senior.
- Named a second-team All-American by MaxPreps, the *Houston Chronicle's* All-Greater Houston Football Offensive Player of the Year and first-team all-state for his efforts.
- Majored in communications at Oklahoma.

**COMMUNITY:**

- 2020 Rookie Club Salute to Service Week.
- 2022 Home Run Derby Competition benefiting the Salvation Army.
- Annual Team Holiday Hospital Visits.
- Make-A-Wish Foundation of North Texas.
- 2022 My Cause My Cleats campaign.



LAMB'S COWBOYS TOTALS

Year Team	GP-GS	RECEIVING					RUSHING				
		No	Yds	Avg	Long	TD	No	Yds	Avg	Long	TD
2020 Dallas	16-14	74	935	12.6	52t	5	10	82	8.2	19t	1
2021 Dallas	16-13	79	1,102	13.9	49t	6	9	76	8.4	33	0
2022 Dallas	17-17	107	1,359	12.7	39	9	10	47	4.7	14	0
<b>Totals</b>	<b>49-44</b>	<b>260</b>	<b>3,396</b>	<b>13.1</b>	<b>52t</b>	<b>20</b>	<b>29</b>	<b>205</b>	<b>7.1</b>	<b>33</b>	<b>1</b>
<b>Playoffs</b>											
2021 Dallas	1-1	1	21	21.0	21	0	1	5	5.0	5	0
2022 Dallas	2-2	14	185	13.2	46	1	2	6	3.0	4	0
<b>Totals</b>	<b>3-3</b>	<b>15</b>	<b>206</b>	<b>13.7</b>	<b>46</b>	<b>1</b>	<b>3</b>	<b>11</b>	<b>3.7</b>	<b>5</b>	<b>0</b>
Year Team	No	Yds	KICKOFF RETURNS			PUNT RETURNS					
			Avg	Long	TD	No	Yds	Avg	FC	Long	TD
2020 Dallas	1	47	47.0	47t	1	24	139	9.9	9	21	0
2021 Dallas	0	0	0.0	0	0	0	0	0.0	0	0	0
2022 Dallas	0	0	0.0	0	0	0	0	0.0	0	0	0
<b>Totals</b>	<b>1</b>	<b>47</b>	<b>47.0</b>	<b>47t</b>	<b>1</b>	<b>38</b>	<b>311</b>	<b>8.2</b>	<b>18</b>	<b>27</b>	<b>0</b>
<b>Playoffs</b>											
2021 Dallas	0	0	0.0	0	0	1	5	2.5	2	5	0
2022 Dallas	0	0	0.0	0	0	0	0	0.0	0	0	0

ADDITIONAL STATISTICS

Passing – 2020 (0 for 0, 1 sack).

SINGLE-GAME HIGHS

Receptions – 11 at Green Bay, 11/13/22 and at Tennessee, 12/29/22  
 Receiving Yards – 150 at Green Bay, 11/13/22  
 Long Reception – 52t vs. Philadelphia, 12/27/20  
 Touchdowns – 2, five times, last vs. Philadelphia, 12/24/22

LAMB'S 100-YARD RECEIVING GAMES  
 (11 total - 10 regular; 1 post)

150	at Green Bay, 11/13/22 (11 rec.)	106	vs. Atlanta, 9/20/20 (6 rec.)
149	at New England, 10/17/21 (9 rec.)	106	vs. N.Y. Giants, 11/24/22 (6 rec.)
126	at Jacksonville, 12/18/22 (7 rec.)	104	at Tampa Bay, 9/9/21 (7 rec.)
124	vs. N.Y. Giants, 10/11/20 (8 rec.)	100	at Tennessee, 12/29/22 (11 rec.)
120	vs. Philadelphia, 12/24/22 (10 rec.)	<b>Playoffs (1)</b>	
112	at Minnesota, 10/31/21 (6 rec.)	117	at San Francisco, 1/22/23 (10 rec.)

LAMB'S CAREER GAME-BY-GAME RECEIVING

Game	2020 (Dallas)					2021 (Dallas), cont.					
	No	Yds	Avg	Long	TD	Game	No	Yds	Avg	Long	TD
L-@ LAR 9/13	5	59	11.8	33	0	W-@ NYG 12/19	6	50	8.3	16	0
W-Atl 9/20	6	106	17.7	37	0	W-Was 12/26	4	66	16.5	25	0
L-@ Sea 9/27	5	65	13.0	28	0	L-Ari 1/2/22	3	51	17.0	26	0
L-Cle 10/4	5	79	15.8	43t	2	W-@ Phi 1/8/22	2	45	22.5	31	0
W-NYG 10/11	8	124	15.5	26	0	<b>Totals</b>	<b>79</b>	<b>1,102</b>	<b>13.9</b>	<b>49t</b>	<b>6</b>
L-Ari 10/19	7	64	9.1	27	0	<b>Playoffs</b>					
L-@ Was 10/25						L-SF 1/16/22	1	21	21.0	21	0
L-@ Phi 11/1	4	27	6.8	12	0	<b>2022 (Dallas)</b>					
L-Pit 11/8	4	71	17.8	32	1	Game	No	Yds	Avg	Long	TD
W-@ Min 11/22	4	34	8.5	21	1	L-TB 9/11	2	29	14.5	16	0
L-Was 11/26	5	21	4.2	8	0	W-Cin 9/18	7	75	10.7	24	0
L-@ Bal 12/3	6	46	7.7	14	0	W-@ NYG 9/26	8	87	10.9	26	1
W-@ Cin 12/13	2	46	23.0	32	0	W-Was 10/2	6	97	16.2	30t	1
W-SF 12/20	5	85	17.0	45	0	W-@ LAR 10/9	5	53	10.6	16	0
W-Phi 12/27	3	65	21.7	52t	1	L-@ Phi 10/16	5	68	13.6	24	0
L-@ NYG 1/3/21	5	43	8.6	21	0	W-Det 10/23	4	70	17.5	24	0
<b>Totals</b>	<b>74</b>	<b>935</b>	<b>12.6</b>	<b>52t</b>	<b>5</b>	W-Chi 10/30	5	77	15.4	22	1
						L-@ GB 11/13	11	150	13.6	35t	2
						W-@ Min 11/20	5	45	9.0	27	0
						W-NYG 11/24	6	106	17.7	25	0
						W-Ind 12/4	5	71	14.2	22	1
						W-Hou 12/11	5	33	6.6	13	0
						L-@ Jac 12/18	7	126	18.0	39	0
						W-Phi 12/24	10	120	12.0	36t	2
						W-@ Ten 12/29	11	100	9.1	34	0
						L-@ Was 1/8/23	5	52	10.4	15t	1
						<b>Totals</b>	<b>107</b>	<b>1,359</b>	<b>12.7</b>	<b>39</b>	<b>9</b>
						<b>Playoffs</b>					
						W-@ TB 1/16/23	4	68	17.0	26	1
						L-@ SF 1/22/23	10	117	11.7	46	0
						<b>Totals</b>	<b>14</b>	<b>185</b>	<b>13.2</b>	<b>46</b>	<b>1</b>

# DEMARCUS LAWRENCE

90 • Defensive End

6-3 • 254 • 4/28/92

Boise State • D2-'14 (34th overall)

NFL: 10th Year • Cowboys: 10th Year

Games/Starts: 2022-17/17; Career-120/102

Postseason: 2022-2/2; Career-8/5



**PRO:** With an immediate need for an impact player at right defensive end, the Dallas Cowboys packaged their original second (47th overall) and third round (78th overall) draft choices and moved up in the second round of the 2014 NFL Draft in a trade with Washington to select DeMarcus Lawrence with the 34th overall pick. He was given the opportunity to compete for a starting spot during his first training camp, but a broken foot suffered in practice landed him on the Reserve/Injured-Returnable list, forcing him to miss the first eight games of the season. He played in seven regular season games, missing one with an injured chest, and both playoff games, tallying 11 tackles, one for a loss and six pressures. He had 2.0 sacks, two fumble recoveries and a forced fumble in the postseason. In 2015 Lawrence earned the starting nod at end and finished with 13 starts in 16 games played, leading the team with 8.0 sacks. He was suspended for the first four games of the 2016 season, then limited with a back injury as the season came to an end, playing nine games with three starts. Lawrence was named to his first career Pro Bowl in 2017 after tying for second in the NFL with a career-best 14.5 sacks and team-leading 52 pressures - the most by a Cowboys defender in a single season since Charles Haley had 52 in 1994. He earned his second consecutive Pro Bowl selection following the 2018 season after pacing the team with 10.5 sacks, 12 tackles for loss and 39 hurries. Leading up to training camp in 2019, Lawrence signed a five-year contract to keep him in Dallas for years to come. He then finished the 2019 season starting all 16 games - second consecutive, third time overall - and posting 40 tackles, 5.0 sacks (second on the team) with a team-best nine tackles for loss and 36 pressures (second). In 2020 Lawrence led the team in sacks (6.5), tackles for loss (eight), pressures (37) and forced fumbles (four, tied for the most in his career) while finishing eighth with 52 tackles (second in his career). The 2021 season saw Lawrence miss 10 games, breaking his foot during a practice leading up to Week 2. He spent the next 10 weeks on Reserve/Injured, then returned for the final six games of the season. In the beginning of 2022 free agency, Lawrence signed a one-year extension, keeping him in Dallas through 2024, and he started every game for the third time of his career - first since 2019 - contributing 61 tackles, six tackles for loss, 6.0 sacks, three forced fumbles and two fumble recoveries to earn his third trip to the Pro Bowl.

**TRANSACTION SUMMARY:**

- 3/14/22:** Signed a one-year extension through 2024.
- 9/16/21:** Placed on Reserve/Injured with a foot injury, designated for return (11/24) and activated (12/2).
- 4/9/19:** Signed a five-year contract extension through 2023.
- 3/8/18:** Signed a one-year contract with a franchise player tag.
- 9/2/14:** Placed on Reserve/Injured-Returnable with a foot injury and activated (11/1).
- 5/9/14:** Drafted in the second round (34th overall) by Dallas.

**2022:**

- Started every game for the third time of his career - first since 2019 - and contributed a career-high 61 tackles, six tackles for loss, 6.0 sacks, 45 pressures, three forced fumbles and two fumble recoveries, returning one for a touchdown, to earn his third Pro Bowl.
- Named a team captain and tallied a season-high seven tackles against Cincinnati (9/18), then had a career-best tying 3.0 sacks and five pressures at the N.Y. Giants (9/26) on Monday Night Football.
- Had four pressures and recovered a fumble that he scooped-and-scored from 19 yards away for his second career touchdown at the LA Rams (10/9).
- Recorded a sack streak of three games, tallying one sack in each game against Chicago (10/30), at Green Bay (11/13) and at Minnesota (11/20).
- Contributed two stops and a career-high tying seven pressure on Thanksgiving against the N.Y. Giants (11/24).
- Started both postseason games and was named a postseason team captain, logging five stops, a tackle for loss, a sack and two pressures at San Francisco (1/22/23) in the Divisional Round.

**2021:**

- Started all seven games he played, limited by a broken foot through most of the first half of the season, and tallied 18 tackles, 3.0 sacks, 16 hurries, five pass breakups, two forced fumbles and an interception he returned 40 yards for a touchdown.
- Opened the season at Tampa Bay (9/9) with six tackles, two pressures and a forced fumble but broke his foot the next week in practice and underwent surgery, landing him on Reserve/Injured.
- Returned to practice Nov. 24, activated Dec. 2 and started the Thursday night win at New Orleans (12/2), finishing with three tackles, four hurries and two breakups.
- Played in his 100th career game, named a team captain and tallied four tackles, one for a loss, two hurries, a pass breakup and a forced fumble - the 16th of his career (third in team history) - at the N.Y. Giants (12/19).
- Picked off his second career pass, returning the theft 40 yards for his first career touchdown against Washington (12/26). Also added a sack, two hurries and a breakup.
- In the Wild Card game against San Francisco (1/16/22), posted two tackles, two for loss, and three hurries.

**2020:**

- Started 15 games and led the team in sacks (6.5), tackles for loss (eight), pressures (37) and forced fumbles (four, tied for the most in his career) while finishing eighth with 52 tackles (second in his career).
- Selected as a team captain for Week 2 against Atlanta (9/20), finishing with a season-high tying five tackles.
- Against the N.Y. Giants (10/11) notched three tackles, six pressures (season-high) and his first sack of the season, on which he forced a fumble that was recovered by Anthony Brown and returned 29 yards for a touchdown.
- In the game at Baltimore (12/8), made his 75th career start and tallied three tackles and a hurry.

**2019:**

- Signed a five-year contract extension in April, making him the highest paid defender in Cowboys history.
- Selected as a team captain and started all 16 games for the third time in his career - second consecutive - and notched 40 tackles, 5.0 sacks (second on the team), nine tackles for loss (first), 36 pressures (second), three breakups, two fumble recoveries and two forced fumbles.
- Recovered fumbles in the opener against the N.Y. Giants (9/8) and against Miami (9/22).
- Had his first full sack of the season in the Dolphins game, then had a season-best six tackles with two hurries against Minnesota (11/10).

**2018:**

- Selected to his second straight Pro Bowl, starting 15-of-16 games played and leading the team in sacks (10.5), tackles for loss (12) and hurries (39) while adding 47 tackles (seventh on the team), one interception, two forced fumbles and one fumble recovery.
- Logged consecutive double-digit sack totals for the first time in his career and the first Cowboy since DeMarcus Ware logged five straight (2007-11).
- Opened the season with sacks in each of the first two games, playing in his 50th career game in Week 2 against the N.Y. Giants (9/16).
- Tied his career-high with 3.0 sacks against Detroit (9/30) for ninth on the Cowboys all-time sack list (29.0).
- Had a career-best five tackles for loss to go with three tackles and a pressure at Washington (10/21).
- Added four tackles and a sack/forced fumble against Tennessee (11/5).
- Reached 10.0 sacks on the season with a sack/fumble in the finale at the N.Y. Giants (12/30).

**2017:**

- Named to his first career Pro Bowl after tying for second in the NFL with a career-best 14.5 sacks and team-leading 52 pressures - the most by a Cowboys defender in a single-season since Haley had 52 in 1994.
- Named NFC Defensive Player of the Month (September) with a league-best 6.5 sacks in the first three games.
- In the opener against the N.Y. Giants (9/10), had his second career multi-sack game (1.5), with two tackles, one for a loss and a breakup.
- Had his third career - second consecutive - multi-sack game, finishing with 2.0 at Denver (9/17) along with five tackles, four hurries and a forced fumble that was recovered by Maliek Collins and led to a Dallas touchdown.
- Was named NFC Defensive Player of the Week after his career-best 3.0-sack performance at Arizona (9/25). Became just the third NFL player (Mark Gastineau, 1984, and Kevin Greene, 1998) to have three multi-sack games in each of the first three games of a season. Added a career-best seven pressures.
- Logged a sack in his fourth consecutive game along with four tackles, one for a loss, two hurries and a forced fumble against the LA Rams (10/1), then added a sack (fifth straight game), a tackle for loss, one pressure and one tackle against Green Bay (10/8).
- Extended his sack streak to six games, becoming the ninth NFL defender (10th time overall) to record a sack in each of the first six games of the season, with one at San Francisco (10/22). Forced and recovered a fumble on the sack to go with three tackles and a pressure.
- Added a sack in his seventh straight game - second Cowboy, seventh in league history - with a sack in each of the first seven games of a season with one at Washington (10/29).
- Notched his fifth career multi-sack game with 2.0, along with a forced fumble, two tackles, one for a loss and five pressures against Washington (11/30).
- Added five pressures and five tackles in the win at the N.Y. Giants (12/10), then had a sack - giving him 14.5 for the season, fourth-highest in team history - against Seattle (12/24).

**2016:**

- Played in nine games (three starts), missing the first four due to a league-mandated suspension, and the final three with a back injury - finishing with eight tackles, one sack, a forced fumble and 13 hurries.
- Served a four-game suspension to start the year and returned for the win against Cincinnati (10/9).
- Had three tackles, a sack, two stops for losses, a pressure and a forced fumble in the win at Pittsburgh (11/13).
- Had his first start of the year in the win over Baltimore (11/20) with one hurry.
- Logged a team-best five hurries in the Thursday night win at Minnesota (12/1).
- Missed the final three games of the regular season (back) but returned for the Divisional Playoff Game against Green Bay (1/15/17) and had three tackles, one for a loss and two pressures as a reserve.

**2015:**

- Played in all 16 games with 13 starts and led the team with 8.0 sacks, was second with 31 pressures, third with eight tackles for losses and eighth with 56 tackles.
- Made his first career start and had a pair of tackles with a hurry in the opening win over the N.Y. Giants (9/13).
- Posted four tackles, three pressures and his first career regular season sack at New Orleans (10/4).
- Logged his first career multi-sack game with 2.0 at Washington (12/7). The first was on the first play of the game, and his second was on the third play on which he also forced his first career fumble. Added two more tackles, one stop for loss and a hurry before the day ended.
- Had five tackles, a sack and two hurries at Green Bay (12/13), then added his third straight game with a sack, posting one, with four tackles, four stops for losses and a hurry against the N.Y. Jets (12/19).
- Had a sack in his fourth straight game along with five tackles and two hurries at Buffalo (12/27).
- Tied his season-high with six tackles along with two pressures in the season-ending loss to Washington (1/3/16).

**2014:**

- Landed on Reserve/Injured-Returnable as the season opened after breaking his foot in a training camp practice.
- Played in seven regular season games, posting 11 tackles, one for a loss, and six pressures.
- Had one stop, 2.0 sacks, two fumble recoveries, a hurry and a forced fumble in two playoff games.
- Made his NFL debut against Arizona (11/2) and posted three tackles and a pressure.
- Had three tackles and a season-best three hurries in the season-ending win at Washington (12/28).
- In the Wild Card Playoff Game against Detroit (1/4/15), had the game-sealing play on a sack/fumble that he also recovered. Finished with one tackle, the sack and forced fumble, one pressure and two fumble recoveries.
- Posted a sack in the Divisional Playoff Game at Green Bay (1/11/15).

**COLLEGE:**

- First-team All-Mountain West and was named Boise State's Most Valuable Defensive Player, ranking third on the team with 72 tackles and forced three fumbles after starting each of his 12 games played as a junior.
- As a sophomore, started each of his 11 games played during his debut season with the Broncos and was named the team's Most Outstanding Defensive Lineman after transferring from Butler Community College.
- Named first-team All-Mountain West after recording team highs with 13 tackles for loss and 9.5 sacks, while also leading all Bronco defensive linemen with 48 tackles.

- Earned second-team NJCAA All-America honors and was named first-team All-Jayhawk Conference, finishing with 69 tackles and team highs with 21 tackles for loss and 12.0 sacks at Butler Community College.
- Redshirted as a true freshman.

**PERSONAL:**

- Attended Silver Bluff High School in Aiken, S.C.
- Was a North-South All-Star selection his senior year in high school after playing tight end, offensive tackle and defensive end for the Bulldogs.
- Recorded 97 tackles and 3.0 sacks from the defensive tackle position during as a senior.
- Has three children, and he and his wife, Sasha, were married in the spring of 2019.
- Majored in communication at Boise State.

**COMMUNITY:**

- 2014 Rookie Club presented by UnitedHealthcare.
- 2014 NFL PLAY 60 FITNESSGRAM® school visit.
- 2014 Home Run Derby Competition benefiting the Salvation Army.
- 2014-19 Dallas Cowboys U High School Camp.
- 2014 NFL Play 60 clinic, London, England.
- 2014 Fan Appreciation Pep Rally, London, England.
- 2015-16, 2020 Served an early Thanksgiving Meal at The Salvation Army.
- 2017 Dallas Cowboys Draft Day/Fan Appreciation Party.
- 2017 The Salvation Army Disaster Relief Telethon for Hurricane Harvey.
- 2017-18 Bike Donation to Elementary School kids presented by Academy Sports.
- 2018-19, 21-22 NFL My Cause My Cleats campaign.
- 2019 Hosted youth football camp in Aiken, S.C.
- 2020 Cowboys Draft Live virtual draft party.
- 2020 COVID-19 relief.
- 2021 Draft-A-Thon.
- Annual Team Holiday Hospital Visits.
- Kick Off Luncheon and Dallas Cowboys Family Cookbook benefiting Happy Hill Farm.
- Make-A-Wish Foundation of North Texas.
- Salvation Army Angel Tree Christmas Program.

**LAWRENCE'S COWBOYS TOTALS**

Year Team	GP-GS	DEFENSE										INTERCEPTIONS					FUMBLES REC			
		ST	AT	TT	Yds	Tk/ Ls	QB Prs	PBU	FF	No	Yds	Avg	Lg	TD	No	Yds	Avg	Lg	TD	
2014 Dallas.....	7-0	6	5	- 11	0.0(0)	1(-4)	6	0	0	0	0	0	0	0	0	0	0	0	0	0
2015 Dallas.....	16-13	28	28	- 56	8.0(-71)	8(-16)	31	0	1	0	0	0	0	0	0	0	0	0	0	0
2016 Dallas.....	9-3	5	3	- 8	1.0(-8)	3(-15)	13	0	1	0	0	0	0	0	0	0	0	0	0	0
2017 Dallas.....	16-16	24	19	- 43	14.5(-160)	6(-11)	52	1	4	0	0	0	0	0	0	2	0	0	0	0
2018 Dallas.....	16-15	26	21	- 47	10.5(-74)	12(-21)	39	2	2	1	13	13.0	13	0	1	5	5.0	5	0	
2019 Dallas.....	16-16	25	15	- 40	5.0(-24)	9(-26)	36	3	2	0	0	0	0	0	0	2	0	0	0	0
2020 Dallas.....	16-15	30	22	- 52	6.5(-42)	8(-21)	37	2	4	0	0	0	0	0	0	1	0	0	0	0
2021 Dallas.....	7-7	14	4	- 18	3.0(-24)	2(-4)	16	5	2	1	40	40.0	40t	1	0	0	0	0	0	0
2022 Dallas.....	17-17	49	12	- 61	6.0(-35)	6(-9)	45	3	3	0	0	0	0	0	0	2	19	9.5	19t	1
<b>Totals.....</b>	<b>120-102</b>	<b>207</b>	<b>129</b>	<b>- 336</b>	<b>54.5(-438)</b>	<b>55(-127)</b>	<b>275</b>	<b>16</b>	<b>19</b>	<b>2</b>	<b>53</b>	<b>26.5</b>	<b>40t</b>	<b>1</b>	<b>8</b>	<b>24</b>	<b>3.0</b>	<b>19t</b>	<b>1</b>	
<b>Playoffs</b>																				
2014 Dallas.....	2-0	1	0	- 1	2.0(-21)	0(0)	1	0	1	0	0	0.0	0	0	2	0	0.0	0	0	
2016 Dallas.....	1-0	1	2	- 3	0.0(0)	1(-5)	2	0	0	0	0	0.0	0	0	0	0	0.0	0	0	
2018 Dallas.....	2-2	6	2	- 8	0.0(0)	2(-5)	5	0	0	0	0	0.0	0	0	0	0	0.0	0	0	
2021 Dallas.....	1-1	1	1	- 2	0.0(0)	2(-2)	3	0	0	0	0	0.0	0	0	0	0	0.0	0	0	
2022 Dallas.....	2-2	3	2	- 5	1.0(-6)	1(-4)	2	0	0	0	0	0.0	0	0	0	0	0.0	0	0	
<b>Totals.....</b>	<b>8-5</b>	<b>12</b>	<b>7</b>	<b>- 19</b>	<b>3.0(-27)</b>	<b>6(-16)</b>	<b>13</b>	<b>0</b>	<b>1</b>	<b>0</b>	<b>0</b>	<b>0.0</b>	<b>0</b>	<b>0</b>	<b>2</b>	<b>0</b>	<b>0.0</b>	<b>0</b>	<b>0</b>	

**SINGLE-GAME HIGHS**

- Tackles** – 7, twice, last at Philadelphia (10/16/22)
- Solo Tackles** – 7 at Philadelphia (10/16/22)
- Sacks** – 3.0 three times, last at the N.Y. Giants, 9/26/22
- Tackles for Loss** – 5 at Washington, 10/21/18
- QB Pressures** – 7, twice, at Arizona, 9/25/17 and vs. N.Y. Giants, 11/24/22

**LAWRENCE'S SACKS BY QUARTERBACK**  
(57.5 total, 54.5 regular; 3.0 post)

Kirk Cousins.....6.5	Jameis Winston .....2.0	Justin Fields .....1.0	Ryan Tannehill .....1.0
Daniel Jones.....6.0	Carson Wentz .....2.0	Marcus Mariota .....1.0	Tyrod Taylor.....1.0
Eli Manning.....4.0	Russell Wilson .....1.5	Gardner Minshew ....1.0	Josh Allen.....0.5
Carson Palmer.....3.0	Kyle Allen .....1.0	Nick Mullens.....1.0	Coit McCoy .....0.5
Matthew Stafford.....3.0	Teddy Bridgewater.....1.0	Cam Newton .....1.0	
Matt Ryan.....2.5	C.J. Beathard.....1.0	Aaron Rodgers.....1.0	<b>Playoffs (3.0)</b>
Taylor Heinicke.....2.0	Drew Brees .....1.0	Ben Roethlisberger...1.0	Tyrod Purdy .....1.0
Aaron Rodgers.....2.0	Ryan Fitzpatrick .....1.0	Josh Rosen .....1.0	Aaron Rodgers.....1.0
Trevor Siemian.....2.0	Jared Goff .....1.0	Alex Smith.....1.0	Matthew Stafford.....1.0

LAWRENCE'S CAREER GAME-BY-GAME  
DEFENSE

STAFF  
DEMARCUS LAWRENCE  
2022 SEASON RECORDS  
PLAYOFF RECORDS  
HISTORY  
SIDELINES

2014 (Dallas)

Game	ST	AT	TT	Sks Yds	Tkl/ Ls	QB Prs	PBU
L-SF 9/7							
W-@ Ten 9/14				RESERVE/INJURED-Returnable (Foot)			
W-@ STL 9/21				RESERVE/INJURED-Returnable (Foot)			
W-NO 9/28				RESERVE/INJURED-Returnable (Foot)			
W-Hou 10/5				RESERVE/INJURED-Returnable (Foot)			
W-@ Sea 10/12				RESERVE/INJURED-Returnable (Foot)			
W-NYG 10/19				RESERVE/INJURED-Returnable (Foot)			
L-Was 10/27				RESERVE/INJURED-Returnable (Foot)			
L-Ari 11/2	2	1	3				1
W-@ Jac 11/9 (Lon.)	0	1	1				1
W-@ NYG 11/23	1	0	1		1(-4)		
L-Phi 11/27	1	0	1				
W-@ Chi 12/4				INACTIVE/INJURED-Chest			
W-@ Phi 12/14							
W-Ind 12/21	1	1	2				1
W-@ Was 12/28	1	2	3				3
<b>Totals</b>	<b>6</b>	<b>5</b>	<b>11</b>		<b>1(-4)</b>		<b>6</b>

Playoffs

W-Det 1/4/15	1	0	1	1.0(-11)			1
L-@ GB 1/11/15				1.0(-10)			
<b>Totals</b>	<b>1</b>	<b>0</b>	<b>1</b>	<b>2.0(-21)</b>			<b>1</b>

2015 (Dallas)

Game	ST	AT	TT	Sks Yds	Tkl/ Ls	QB Prs	PBU
W- NYG 9/13	0	2	2				1
W-@ Phi 9/20	3	2	5		1(-6)		2
L-Ari 9/27	1	1	2				1
L-@ NO 10/4	2	2	4	1.0(-9)			3
L-NE 10/11	0	1	1				3
L-@ NYG 10/25	1	3	4				1
L-Sea 11/1	5	0	5		2(-4)		3
L-Phi 11/8	3	3	6				2
L-@ TB 11/15	2	0	2	1.0(-14)			3
W-@ Mia 11/22	1	0	1	1.0(-22)			2
L-Car 11/26	1	1	2				2
W-@ Was 12/7	2	0	2	2.0(-15)	1(-2)		1
L-@ GB 12/13	3	2	5	1.0(-6)			2
L-NYJ 12/19	1	3	4	1.0(0)	4(-4)		1
L-@ Buf 12/27	1	4	5	1.0(-5)			2
L-Was 1/3/16	2	4	6				2
<b>Totals</b>	<b>28</b>	<b>28</b>	<b>56</b>	<b>8.0(-71)</b>	<b>8(-16)</b>		<b>31</b>

2016 (Dallas)

Game	ST	AT	TT	Sks Yds	Tkl/ Ls	QB Prs	PBU
L-NYG 9/11				RESERVE/SUSPENDED			
W-@ Was 9/18				RESERVE/SUSPENDED			
W-Chi 9/25				RESERVE/SUSPENDED			
W-@ SF 10/2				RESERVE/SUSPENDED			
W-Cin 10/9							1
W-@ GB 10/16							1
W-Phi 10/30							
W-@ Cle 11/6	1	1	2		1(-2)		1
W-@ Pit 11/13	2	1	3	1.0(-8)	2(-13)		1
W-Bal 11/20							1
W-Was 11/24	2	1	3				2
W-@ Min 12/1							5
L-@ NYG 12/11							1
W-TB 12/18				INACTIVE/INJURED-Back			
W-Det 12/26				INACTIVE/INJURED-Back			
L-@ Phi 1/1/17				INACTIVE/INJURED-Back			
<b>Totals</b>	<b>5</b>	<b>3</b>	<b>8</b>	<b>1.0(-8)</b>	<b>3(-15)</b>		<b>13</b>

Playoffs

L-GB 1/15/17	1	2	3		1(-5)		2
--------------	---	---	---	--	-------	--	---

2017 (Dallas)

Game	ST	AT	TT	Sks Yds	Tkl/ Ls	QB Prs	PBU
W-NYG 9/10	1	1	2	1.5(-10)	1(-1)		2
L-@ Den 9/17	3	2	5	2.0(-29)			4
W-@ Ari 9/25	2	0	2	3.0(-24)			7
L-LAR 10/1	2	2	4	1.0(-11)	1(-4)		2
L-GB 10/8	0	1	1	1.0(-16)	1(-1)		1
W-@ SF 10/22	1	2	3	1.0(-14)			1
W-@ Was 10/29				1.0(-11)			3
W-KC 11/5	1	1	2				4
L-@ Atl 11/12	3	2	5	1.0(-11)			3
L-Phi 11/19	2	1	3		1(-2)		2
L-LAC 11/23	1	3	4		1(-1)		1
W-WAS 11/30	2	0	2	2.0(-12)	1(-2)		5
W-@ NYG 12/10	4	1	5				5
W-@ Oak 12/17	1	2	3				6
L-SEA 12/24	1	0	1	1.0(-22)			2
W-@ Phi 12/31	0	1	1				5
<b>Totals</b>	<b>24</b>	<b>19</b>	<b>43</b>	<b>14.5(-160)</b>	<b>6(-11)</b>		<b>52</b>

2018 (Dallas)

Game	ST	AT	TT	Sks Yds	Tkl/ Ls	QB Prs	PBU
L-@ Car 9/9	4	1	5	1.0(-7)	2(-2)		1
W-NYG 9/16				1.0(-9)	1(-2)		3
L-@ Sea 9/23	2	3	5	0.5(-5)			3
W-Det 9/30	3	1	4	3.0(-21)	1(-1)		1
L-@ Hou 10/7	1	2	3				2
W-Jac 10/14	1	0	1				5
L-@ Was 10/21	2	1	3		5(-11)		1
L-Ten 11/5	1	3	4	1.0(-8)			1
W-@ Phi 11/11	2	0	2		1(-3)		3
W-@ Atl 11/18	1	1	2	1.5(-11)			2
W-Was 11/22	1	1	2	0.5(-2)			3
W-NO 11/29	2	2	4				2
W-Phi 12/9	2	4	6		2(-2)		3
L-@ Ind 12/16	2	0	2				4
W-TB 12/23	1	1	2	1.0(-8)			5
W-@ NYG 12/30	1	1	2	1.0(-3)			
<b>Totals</b>	<b>26</b>	<b>21</b>	<b>47</b>	<b>10.5(-74)</b>	<b>12(-21)</b>		<b>39</b>

Playoffs

W-Sea 1/5/19	5	1	6		2(-5)		3
L-@ LAR 1/12/19	1	1	2				2
<b>Totals</b>	<b>6</b>	<b>2</b>	<b>8</b>		<b>2(-5)</b>		<b>5</b>

2019 (Dallas)

Game	ST	AT	TT	Sks Yds	Tkl/ Ls	QB Prs	PBU
W-NYG 9/8	2	0	2	0.5(-2)			3
W-@ Was 9/15	0	1	1				3
W-Mia 9/22	0	2	2	1.0(-3)	1(-2)		4
L-@ NO 9/29	1	2	3	1.0(-1)			
L-GB 10/6	1	0	1				3
L-@ NYJ 10/13	2	1	3				
W-Phi 10/20	0	3	3	1.0(-7)	1(-2)		2
W-@ NYG 11/4	1	2	3	1.0(-7)	1(-2)		4
L-Min 11/10	5	1	6		2(-5)		2
W-@ Det 11/17	3	0	3		1(-6)		4
L-@ NE 11/24	2	1	3		1(-4)		2
L-Buf 11/28	3	0	3	0.5(-4)	1(-3)		1
L-@ Chi 12/5	2	0	2				1
W-LAR 12/15	0	1	1		1(-2)		3
L-@ Phi 12/22	3	0	3				3
W-Was 12/29	0	1	1				1
<b>Totals</b>	<b>25</b>	<b>15</b>	<b>40</b>	<b>5.0(-24)</b>	<b>9(-26)</b>		<b>36</b>

**LAWRENCE'S CAREER GAME-BY-GAME, cont.**

2020 (Dallas)								
Game	ST	AT	TT	Sks Yds	Tkl/ Ls	QB Prs	PBU	
L-@ LAR 9/13.....	1	2	3			4	1	
W-Atl 9/20.....	5	0	5					
L-@ Sea 9/27.....	1	1	2			5		
L-Cle 10/4.....	2	0	2		1(-5)	2		
W-NYG 10/11.....	2	1	3	1.0(-10)		6		
L-Ari 10/19.....	1	4	5					
L-@ Was 10/25.....	4	1	5	1.0(-4)	1(-1)	2		
L-@ Phi 11/1.....	4	0	4	1.0(-9)	2(-7)	2		
L-Pit 11/8.....	2	1	3		1(-4)	1	1	
W-@ Min 11/22.....	1	1	2	0.5(-5)	1(-1)	2		
L-Was 11/26.....	0	3	3	1.0(-5)		3		
L-@ Bal 12/3.....	1	3	4			1		
W-@ Cin 12/13.....	1	0	1		1(-2)	1		
W-SF 12/20.....	1	2	3	1.0(-3)	1(-1)	4		
W-Phi 12/27.....	2	2	4			2		
L-@ NYG 1/3/21.....	2	1	3	1.0(-8)		2		
<b>Totals.....</b>	<b>30</b>	<b>22</b>	<b>52</b>	<b>6.5(-42)</b>	<b>8(-21)</b>	<b>37</b>	<b>2</b>	

2021 (Dallas)								
Game	ST	AT	TT	Sks Yds	Tkl/ Ls	QB Prs	PBU	
L-@ TB 9/9.....	5	1	6			2		
W-@ LAC 9/19.....				RESERVE/INJURED-Foot				
W-Phi 9/27.....				RESERVE/INJURED-Foot				
W-Car 10/3.....				RESERVE/INJURED-Foot				
W-NYG 10/10.....				RESERVE/INJURED-Foot				
W-@ NE 10/17.....				RESERVE/INJURED-Foot				
W-@ Min 10/31.....				RESERVE/INJURED-Foot				
L-Den 11/7.....				RESERVE/INJURED-Foot				
W-Atl 11/14.....				RESERVE/INJURED-Foot				
L-@ KC 11/21.....				RESERVE/INJURED-Foot				
L-LV 11/25.....				RESERVE/INJURED-Foot				
W-@ NO 12/2.....	1	2	3			4	2	
W-@ Was 12/12.....				1.0(-10)	1(-1)	3		
W-@ NYG 12/19.....	3	1	4		1(-3)	2	1	

2021 (Dallas), cont.								
Game	ST	AT	TT	Sks Yds	Tkl/ Ls	QB Prs	PBU	
W-Was 12/26.....	1	0	1	1.0(-1)		2	1	
L-Ari 1/2/22.....	1	0	1			2		
W-@ Phi 1/8/22.....	3	0	3	1.0(-13)		1	1	
<b>Totals.....</b>	<b>14</b>	<b>4</b>	<b>18</b>	<b>3.0(-24)</b>	<b>2(-4)</b>	<b>16</b>	<b>5</b>	

**Playoffs**  
L-SF 1/16/22..... 1 1- 2 2(-3) 3

2022 (Dallas)								
Game	ST	AT	TT	Sks Yds	Tkl/ Ls	QB Prs	PBU	
L-TB 9/11.....	3	0	3		1(-1)			
W-Cin 9/18.....	5	2	7					
W-@ NYG 9/26.....	3	0	3	3.0(-15)		5		
W-WAS 10/2.....	1	3	4			6		
W-@ LAR 10/9.....	2	0	2			4		
L-@ Phi 10/16.....	7	0	7			1(-2)	2	
W-Det 10/23.....	3	0	3			2(-2)		
W-Chi 10/30.....	2	1	3	1.0(-6)		2		
L-@ GB 11/13.....	4	2	6	1.0(-7)	1(-2)			
W-@ Min 11/20.....	1	0	1	1.0(-7)		1		
W-NYG 11/24.....	2	0	2			7		
W-Ind 12/4.....	3	0	3			5		
W-Hou 12/11.....	5	0	5		1(-2)	3		
L-@ Jac 12/18.....	1	0	1			1		
W-Phi 12/24.....	2	2	4			4		
W-@ Ten 12/29.....	3	2	5			2	2	
L-@ Was 1/8/23.....	2	0	2			3	1	
<b>Totals.....</b>	<b>49</b>	<b>12</b>	<b>61</b>	<b>6.0(-35)</b>	<b>6(-9)</b>	<b>45</b>	<b>3</b>	

**Playoffs**  
W-@ TB 1/16/23.....  
L-@ SF 1/22/23..... 3 2- 5 1.0(-6) 1(-4) 2  
**Totals.....** 3 2- 5 1.0(-6) 1(-4) 2

# JOURDAN LEWIS

2 • Cornerback

5-10 • 190 • 8/31/95  
Michigan • D3-'17 (92nd overall)  
NFL: 7th Year • Cowboys: 7th Year  
Games/Starts: 2022-6/4; Career-83/43  
Postseason: 2022-0/0-IR; Career-3/0



**PRO:** The Dallas Cowboys added a talented and driven cornerback with their third round draft pick (92nd overall) in the 2017 NFL Draft when they selected Jourdan Lewis. Lewis played in 15 games with seven starts as a rookie and finished seventh - tops among rookies - on the defense with 50 tackles, two for losses, and a team-high tying 11 breakups. Lewis saw time in the slot in 2018, playing in 15 games with one start, and notched 16 tackles, one pressure, one breakup, one interception and two fumble recoveries. He saw extended time in the slot through 2019 after the club lost Anthony Brown (triceps), and Lewis recorded 48 tackles, 4.0 sacks (the most by a Cowboys defensive back since Bill Bates had 5.0 in 1984), a team-high tying two interceptions, six pass breakups and a fumble recovery, starting five-of-16 games played. In 2020 Lewis settled in as the starting nickel corner and finished fifth on the defense with 60 tackles while tying for second with five tackles for loss while adding 2.0 sacks, giving him 6.0 for his career - second by a Cowboys cornerback behind Orlando Scandrick (11.5). Lewis signed a three-year contract with Dallas during 2021 free agency and started 13 of the 16 games he played. On the year, he was sixth on the defense with 59 tackles (second in his career) while nabbing a career-best three interceptions and tying his career-high with 11 breakups. He returned as the nickel corner in 2022 but had his season cut short after suffering a foot injury midway through the season, posting 27 tackles, a sack and an interception before ending up on Reserve/Injured. He will return in 2023 as one of the most experienced players on the Dallas defense with his sights on recapturing his role in the secondary.

**TRANSACTION SUMMARY:**

- 10/26/22:** Placed on Reserve/Injured with a foot injury.
- 3/18/21:** Signed a three-year contract with Dallas through 2023.
- 4/28/17:** Drafted in the third round (92nd overall) by Dallas.

**2022:**

- Started four-of-six games played, recording 27 tackles, a sack, one breakup and an interception before a foot injury ended his season prematurely.
- Started as the nickel corner in the opener against Tampa Bay (9/11) and had five tackles.
- Had a season-high seven tackles in a start at the N.Y. Giants (9/26) on Monday Night Football.
- Suffered a groin injury in warmups against Washington (10/2) but returned the next week to collect four tackles and a sack at the LA Rams (10/9), giving him 8.5 sacks in his career to pass Michael Downs for fourth by a defensive back in team history.
- Named a team captain against Detroit (10/23), tallying four tackles and his first interception of the season. He was injured on the interception return and placed on season-ending Reserve/Injured the following week.

**2021:**

- Started 13 of the 16 games he played, seeing his time in the slot, and was sixth on the team with 59 tackles while snatching a career-best three interceptions, tying his career-high with 11 breakups and adding 1.5 sacks and a tackle for loss.
- Started as the nickel corner in the opener at Tampa Bay (9/9) and had two tackles, an interception returned for a career-long 66 yards and a fumble recovery.
- Named the defensive captain for the game against the N.Y. Giants (10/10) and had three tackles.
- Had five tackles with one pressure in the win at Minnesota (10/31) then bettered that with six tackles to top 200 for his career, to go along with a half sack and a tackle for loss against Denver (11/7).
- Collected three tackles, a then career-high tying three breakups and a pick in the win over Atlanta (11/14).
- Added six tackles and a sack on Thanksgiving Day against Las Vegas (11/25).
- Made his 75th career appearance in the game at the N.Y. Giants (12/19) and had a career-high four breakups with one interception and a tackle.
- Missed the game against Washington (12/26) on the Reserve/COVID-19 list but returned against Arizona (1/2/22) and tallied five tackles.

**2020:**

- Started 13 of the 15 games he played, finishing fifth on the defense with a career-high 60 tackles while tying for second with five tackles for loss and adding 2.0 sacks, two breakups and a fumble recovery.
- Inactive/Injured (ankle) for the season opener at the LA Rams (9/13), then settled in as the starting nickel corner as Brown suffered through injury (ribs) and moved to an outside starting spot.
- Notched a career-high two tackles for losses along with one stop at Seattle (9/27), then against the N.Y. Giants (10/11) played in his 50th career game and tallied seven tackles.
- At Cincinnati (12/13) registered a career-high tying eight tackles and a fumble recovery.
- Had sacks in consecutive games against San Francisco (12/20) and Philadelphia (12/27).

**2019:**

- Started five-of-16 games played, seeing extended time in the slot after spelling Brown (triceps). Tied for the team lead with two interceptions while posting the most sacks (4.0) by a Cowboys cornerback in franchise history - tied for second among all defensive backs - to go with 48 tackles, six breakups and a fumble recovery he returned 63 yards for his first career touchdown along with two special teams tackles.
- Had his first interception of the year to go with a breakup and three tackles at the N.Y. Jets (10/13).
- Notched his first career sack in the game against Philadelphia (10/20), then made his first start of the season the next game at the N.Y. Giants (11/4) and returned a fumble 63 yards for his first career score.
- Had his first career multi-sack game (2.0) - the first by a Cowboys defensive back since Anthony Henry in 2008 - on Thanksgiving Day against Buffalo (11/28).
- Had five tackles, a breakup and his fourth sack of the season in the game against the LA Rams (12/15).

**2018:**

- Played in 15 games with one start and tallied 16 tackles, one pressure, one breakup, one interception and two fumble recoveries.
- Recovered a fumble in back-to-back games at Houston (10/7) and against Jacksonville (10/14).
- Preserved the win over New Orleans (11/29) with an interception on the Saints final possession.
- Started as the nickel corner in place of Brown (back) and logged a career-high tying eight tackles in the NFC East-clinching win against Tampa Bay (12/23).

**2017:**

- Started seven of the 15 games he played and finished seventh on the defense - tops among rookies - with 50 tackles to go with two stops for losses, a team-high tying 11 pass breakups and an interception.
- Made his NFL debut at Denver (9/17) and had his first career interception with one breakup and three tackles.
- Had his first career start as Nolan Carroll (concussion) was inactive and the team opened in nickel at Arizona (9/25) and finished with six tackles, one tackle for loss and a breakup.

**COLLEGE:**

- Finished his senior year as first-team All-America, first-team Big Ten and finalist for the Jim Thorpe Award, starting 10 games and recording 25 tackles, 3.5 tackles for loss, 13 pass breakups and two interceptions at Michigan.
- As a junior started all 13 games at cornerback and registered 52 tackles, 3.5 tackles for loss, a single-season school-record 22 pass breakups, two interceptions and a sack.
- Appeared in 12 games as a sophomore, making seven starts and recorded 39 tackles, two interceptions and 1.5 tackles for loss.
- Appeared in 13 games as a freshman reserve defensive back and contributed on special teams, tallying 17 tackles and two pass breakups.

**PERSONAL:**

- Attended Cass Technical High School in Detroit, Mich., where he helped lead his team to back-to-back Michigan Division 1 state titles as a junior and senior.
- Selected to the U.S. Army All-American game after he tallied 751 receiving yards and six scores along with 742 return yards with three touchdowns on special teams as a senior.
- He and his wife, Arielle, were married in September 2020.
- Earned a degree in sociology at Michigan.

**COMMUNITY:**

- 2017 Rookie Club presented by Essilor USA.
- 2017-19 Dallas Cowboys U High School Camp.
- 2019 visit to Café Momentum, a restaurant giving youth a second chance after the juvenile system.
- 2019 Dirk Nowitzki Heroes Celebrity Baseball Game.

- 2019-22 NFL My Cause My Cleats campaign.
- 2022 Home Run Derby Competition benefiting the Salvation Army.
- WrestleMania 38 Special Olympics Camp.
- Annual Team Holiday Hospital Visits.
- Kickoff Luncheon and Dallas Cowboys Family Cookbook benefiting Happy Hill Farm.
- Make-A-Wish Foundation of North Texas.
- Salvation Army Angel Tree Christmas Program.

## LEWIS' COWBOYS TOTALS

Year Team	GP-GS	DEFENSE								INTERCEPTIONS					FUMBLES REC					
		ST	AT	TT	Sks-Yds	Tkl/Ls	QB Prs	PBU	FF	No	Yds	Avg	Lg	TD	No	Yds	Avg	Lg	TD	
2017 Dallas	15-7	42	8	-	50	0.0(0)	2(-5)	0	11	0	1	25	25.0	25	0	0	0.0	0	0	
2018 Dallas	15-1	13	3	-	16	0.0(0)	0(0)	1	1	0	1	7	7.0	7	0	2	14	7.0	14	0
2019 Dallas	16-5	38	10	-	48	4.0(-33)	0(0)	0	6	0	2	20	10.0	20	0	1	63	63.0	63	1
2020 Dallas	15-13	49	11	-	60	2.0(-9)	5(-8)	0	2	0	0	0	0.0	0	0	1	0	0.0	0	0
2021 Dallas	16-13	52	7	-	59	1.5(-4)	1(-3)	2	11	1	3	88	29.3	66	0	2	10	10.0	10	0
2022 Dallas	6-4	21	6	-	27	1.0(0)	0(0)	0	1	0	1	0	0.0	0	0	0	0	0.0	0	0
<b>Totals</b>	<b>83-43</b>	<b>215</b>	<b>45</b>	<b>-</b>	<b>260</b>	<b>8.5(-46)</b>	<b>8(-16)</b>	<b>3</b>	<b>32</b>	<b>1</b>	<b>8</b>	<b>140</b>	<b>17.5</b>	<b>66</b>	<b>0</b>	<b>6</b>	<b>87</b>	<b>14.5</b>	<b>63</b>	<b>1</b>
<b>Playoffs</b>																				
2018 Dallas	2-0	2	0	-	2	0.0(0)	0(0)	0	0	0	0	0	0.0	0	0	0	0	0.0	0	0
2021 Dallas	1-0	1	0	-	1	0.0(0)	0(0)	0	0	0	0	0	0.0	0	0	0	0	0.0	0	0
2022 Dallas	0-0					RESERVE/INJURED-Foot							RESERVE/INJURED					RESERVE/INJURED		
<b>Totals</b>	<b>3-0</b>	<b>3</b>	<b>0</b>	<b>-</b>	<b>3</b>	<b>0.0(0)</b>	<b>0(0)</b>	<b>0</b>	<b>0</b>	<b>0</b>	<b>0</b>	<b>0</b>	<b>0.0</b>	<b>0</b>	<b>0</b>	<b>0</b>	<b>0</b>	<b>0.0</b>	<b>0</b>	<b>0</b>

**ADDITIONAL STATISTICS**  
**Special Teams Tackles** – 2017 (1-0-1), 2019 (2-0-2). **Total: 3-0-3.**  
**Kickoff Returns** – 2018 (2 for 38 yards).  
**Rushing** – 2018 (2 for 12 yards).

**SINGLE-GAME HIGHS**  
**Tackles** – 8, three times, last at Cincinnati, 12/13/20  
**PBUs** – 4, at N.Y. Giants, 12/19/21  
**Sacks** – 2.0 vs. Buffalo, 11/28/19

## LEWIS' CAREER GAME-BY-GAME DEFENSE

Game	2017 (Dallas)								2019 (Dallas)									
	ST	AT	TT	Tk/Ls	PBU	No/Yds	Lg	TD	Game	ST	AT	TT	Tk/Ls	PBU	No/Yds	Lg	TD	
W-NYG 9/10				INACTIVE						W-NYG 9/8	2	2	-	4		1		
L-@ Den 9/17	3	0	-	3		1/25	25	0	W-@ Was 9/15	1	0	-	1					
W-@ Ari 9/25	5	1	-	6	1(-4)	1			W-Mia 9/22	1	0	-	1					
L-LAR 10/1	2	0	-	2	1(-1)				L-@ NO 9/29									
L-GB 10/8	5	3	-	8		3			L-GB 10/6									
W-@ SF 10/22	4	0	-	4					L-@ NYJ 10/13	3	0	-	3		1	1/20	20	0
W-@ Was 10/29									W-Phi 10/20	3	0	-	3					
W-KC 11/5	2	1	-	3					W-@ NYG 11/4	3	3	-	6					
L-@ Atl 11/12						1			L-Min 11/10	1	0	-	1		1			
L-PHI 11/19	2	0	-	2					W-@ Det 11/17	1	0	-	1					
L-LAC 11/23	1	0	-	1		1			L-@ NE 11/24	1	1	-	2					
W-WAS 11/30	3	0	-	3					L-Buf 11/28	3	1	-	4		1			
W-@ NYG 12/10	5	1	-	6		3			L-@ Chi 12/5	3	3	-	6		1	1/0	0	0
W-@ Oak 12/17	5	2	-	7		1			W-LAR 12/15	6	0	-	6		1			
L-SEA 12/24	1	0	-	1					L-@ Phi 12/22	5	0	-	5					
W-@ Phi 12/31	4	0	-	4					W-Was 12/29	5	0	-	5					
<b>Totals</b>	<b>42</b>	<b>8</b>	<b>-</b>	<b>50</b>	<b>2(-5)</b>	<b>11</b>	<b>1/25</b>	<b>25</b>	<b>0</b>	<b>Totals</b>	<b>38</b>	<b>10</b>	<b>-</b>	<b>48</b>	<b>6</b>	<b>2/20</b>	<b>20</b>	<b>0</b>

Game	2018 (Dallas)								2020 (Dallas)									
	ST	AT	TT	Tk/Ls	PBU	No/Yds	Lg	TD	Game	ST	AT	TT	Tk/Ls	PBU	No/Yds	Lg	TD	
L-@ Car 9/9				INACTIVE						L-@ LAR 9/13				INACTIVE/INJURED-Ankle				
W-NYG 9/16				DID NOT PLAY						W-Alt 9/20	3	0	-	3				
L-@ Sea 9/23				DID NOT PLAY						L-@ Sea 9/27	3	0	-	3	2(-2)	1		
W-Det 9/30				DID NOT PLAY						L-Cle 10/4								
L-@ Hou 10/7	2	0	-	2					W-NYG 10/11	7	0	-	7					
W-Jac 10/14	3	1	-	4					L-Ari 10/19	1	1	-	2					
L-@ Was 10/21									L-@ Was 10/25	5	1	-	6					
L-Ten 11/5									L-@ Phi 11/1	3	2	-	5	1(-2)				
W-@ Phi 11/11	0	1	-	1					L-Pit 11/8	2	1	-	3					
W-Was 11/22									W-@ Min 11/22	3	0	-	3					
W-NO 11/29	1	0	-	1		1/7	7	0	L-Was 11/26	2	1	-	3					
W-Phi 12/9									L-@ Bal 12/3	4	1	-	5	1(-1)	1			
L-@ Ind 12/16									W-@ Cin 12/13	4	4	-	8					
W-TB 12/23	7	1	-	8					W-SF 12/20	4	0	-	4	1(-3)				
W-@ NYG 12/30									W-Phi 12/27	5	0	-	5					
<b>Totals</b>	<b>13</b>	<b>3</b>	<b>-</b>	<b>16</b>	<b>1</b>	<b>1/7</b>	<b>7</b>	<b>0</b>	<b>Totals</b>	<b>49</b>	<b>11</b>	<b>-</b>	<b>60</b>	<b>5(-8)</b>	<b>2</b>			
<b>Playoffs</b>																		
W-Sea 1/5/19									L-@ NYG 1/3/21	3	0	-	3					
L-@ LAR 1/12/19	2	0	-	2					<b>Totals</b>	<b>3</b>	<b>0</b>	<b>-</b>	<b>3</b>					
<b>Totals</b>	<b>2</b>	<b>0</b>	<b>-</b>	<b>2</b>														



2021 (Dallas)

Game	ST	AT	TT	INTs			
				Tk/ Ls	No/ PBU	Yds	Lg TD
L-@ TB 9/9.....	0	2	- 2		1	1/66	66 0
W-@ LAC 9/19.....	2	0	- 2				
W-Phi 9/27.....	2	1	- 3				
W-Car 10/3.....	4	0	- 4				
W-NYG 10/10.....	3	0	- 3				
W-@ NE 10/17.....	2	0	- 2				
W-@ Min 10/31.....	5	0	- 5				
L-Den 11/7.....	5	1	- 6	1(-3)			
W-Atl 11/14.....	2	1	- 3		3	1/4	4 0
L-@ KC 11/21.....	4	0	- 4				
L-LV 11/25.....	6	0	- 6				
W-@ NO 12/2.....	3	1	- 4		1		
W-@ Was 12/12.....	6	0	- 6		1		
W-@ NYG 12/19.....	1	0	- 1		4	1/18	18 0
W-Was 12/26.....				RESERVE/COVID-19			
L-Ari 1/2/22.....	5	0	- 5				
W-@ Phi 1/8/22.....	2	1	- 3				
<b>Totals</b> .....	<b>52</b>	<b>7</b>	<b>- 59</b>	<b>1(-3)</b>	<b>11</b>	<b>3/88</b>	<b>66 0</b>
<b>Playoffs</b>							
L-SF 1/16/22.....	1	0	- 1				


2022 (Dallas)

Game	ST	AT	TT	INTs			
				Tk/ Ls	No/ PBU	Yds	Lg TD
L-TB 9/11.....	5	0	- 5				
W-Cin 9/18.....	4	0	- 4				
W-@ NYG 9/26.....	7	0	- 7				
W-WAS 10/2.....				DID NOT PLAY			
W-@ LAR 10/9.....	3	1	- 4				
L-@ Phi 10/16.....	0	3	- 3				
W-Det 10/23.....	2	2	- 4		1	1/0	0 0
W-Chi 10/30.....				RESERVE/INJURED-Foot			
L-@ GB 11/13.....				RESERVE/INJURED-Foot			
W-@ Min 11/20.....				RESERVE/INJURED-Foot			
W-NYG 11/24.....				RESERVE/INJURED-Foot			
W-Ind 12/4.....				RESERVE/INJURED-Foot			
W-Hou 12/11.....				RESERVE/INJURED-Foot			
L-@ Jac 12/18.....				RESERVE/INJURED-Foot			
W-Phi 12/24.....				RESERVE/INJURED-Foot			
W-@ Ten 12/29.....				RESERVE/INJURED-Foot			
L-@ Was 1/8/23.....				RESERVE/INJURED-Foot			
<b>Totals</b> .....	<b>21</b>	<b>6</b>	<b>- 27</b>		<b>1</b>	<b>1/0</b>	<b>0 0</b>
<b>Playoffs</b>							
W-@ TB 1/16/23.....				RESERVE/INJURED-Foot			
L-@ SF 1/22/23.....				RESERVE/INJURED-Foot			
<b>Totals</b> .....							

# ZACK MARTIN

## 70 • Guard

6-4 • 315 • 11/20/90  
 Notre Dame • D1-'14 (16th overall)  
 NFL: 10th Year • Cowboys: 10th Year  
 Games/Starts: 2022-17/17; Career-137/137  
 Postseason: 2022-2/2; Career-8/8



**PRO:** For the third time in four NFL Drafts, the Dallas Cowboys selected an offensive lineman in the first round (16th overall) when they picked Zack Martin from Notre Dame in 2014. Martin joined Cowboys first round picks Tyron Smith (2011) and Travis Frederick (2013) as the building blocks for the future of the franchise. In his first season, Martin did not disappoint and was a key part in the league's second-ranked rushing attack. Martin became the first rookie in club history to start all 16 games at right guard and the fourth rookie on the offensive line to start all 16, and he earned a Pro Bowl spot - the only offensive rookie in the NFL in 2014 and the first Cowboys rookie lineman to make the game. He also earned All-Pro honors, becoming only the third rookie in team history to do so. He again manned the right guard spot in 2015, starting all 16 games and earned his second straight Pro Bowl nod and All-Pro honor. In 2016 Martin was part of an offensive line that led the way for the league's leading rusher (Ezekiel Elliott, 1,631 yards) and the NFL's second-ranked rushing attack. En route to his third straight Pro Bowl and All-Pro selections, Martin & Co. also helped rookie quarterback Dak Prescott establish league rookie records in quarterback rating (104.9) and completion percentage (67.8). Behind the line, Prescott became the second player with 3,500-plus pass yards and less than five interceptions (Tom Brady, 2010 and 2016). The 2017 season was a continuation from his previous three as Martin earned his fourth straight trip to the Pro Bowl, starting all 16 games. Martin then earned his fifth straight Pro Bowl selection following a 2018 season that saw him anchor a line that opened holes for the NFL's rushing leader - Elliott (1,434 yards). The 2019 season was virtually a broken record for Martin as the sixth-year pro earned his sixth consecutive Pro Bowl selection to tie John Niland and Nate Newton for the second-most appearances by a Cowboys guard. Martin was also named a first-team All-Pro after blocking for an offense that led the NFL with a club single-season record 6,904 total yards. Dallas also established a club record for total first downs (379-third in the NFL) and logged the second-most passing yards (4,751) in franchise history while allowing the second-fewest sacks in the NFL (23.0). He was limited to 10 games in 2020, missing six with injury. Martin then strung together another dominating campaign in 2021, earning a spot on the NFC's Pro Bowl roster - his seventh career selection - while also being named to his fifth All-Pro team. He continued his paramountcy of the guard position in 2022, starting all 17 games, garnering his eighth Pro Bowl selection - tied with Tyron Smith for the second-most selections by a Cowboys offensive lineman behind Larry Allen's 10 - and earned first-team All-Pro honors for this sixth time in his career.



**TRANSACTION SUMMARY:**  
**12/7/20:** Placed on Reserve/Injured with a calf injury and activated (1/2/21).  
**6/14/18:** Signed a six-year contract extension through 2024.  
**5/8/14:** Drafted in the first round (16th overall) by Dallas.

**2022:**

- Started all 17 games and earned his eighth Pro Bowl selection. His eight are the second-most by a Cowboys guard behind Allen's nine and tied with Tyron Smith for second by a Cowboys lineman overall.
- Named to the AP first-team All-Pro team for the sixth time in his career.
- Named a team captain for the games against Tampa Bay (9/11), at Philadelphia (10/16), against Houston (12/11) and for the postseason.
- Started his 125th career game at the LA Rams (10/9) as the offensive line set the tone for a rushing attack that averaged 4.8 yards-per-attempt and totaled 163 yards.
- The offense had season-highs in total net yards (458) and time of possession (37:24) and scored either a touchdown or field goal on its first seven drives - the first time by a Dallas team since 1978 - at Minnesota (11/20).
- The offense helped power the team to 54 points (48 on offense) - the most points by any NFL team in 2022 and the fifth-most points in team history - against Indianapolis (12/4).

**2021:**

- Started all 16 games he played, missing one with COVID-19, and earned his seventh Pro Bowl selection.
- Named to the AP All-Pro team for the fifth time in his career.
- Missed the opener on the Reserve/COVID-19 list but returned for the win at the LA Chargers (9/19).
- Selected as a team captain as the offense rushed for a season-high 245 yards with a 7.2 yard-per-carry average behind Elliott's 143-yard effort against Carolina (10/3).
- In the win against the N.Y. Giants (10/10), the offense rolled up 515 yards - 201 rushing and 314 passing - to mark the first time since 1983 the Cowboys had 200-plus rushing yards and 300-plus passing yards.
- In totaling 567 yards at New England (10/17), the Cowboys compiled the most passing yards (445) against a Bill Belichick-coached team.
- Selected as the offensive captain on Thanksgiving Day against Las Vegas (11/25).

**2020:**

- Limited to 10 games, missing six with injuries, displaying his flexibility by starting two games at right tackle for the first time in his pro career.
- Selected as the offensive captain for the Week 3 game at Seattle (9/27).
- Slid over to tackle for the first time in his career during the second half at Seattle (9/27). Helped the club rack up 522 yards, including 461 (second in team history) through the air.
- Played and started his 100th career game but was sidelined early in the first quarter after suffering a concussion against Arizona (10/19).
- Sat out at Washington (10/25) with a concussion, but returned to start at Philadelphia (11/1) - blocking for rookie Ben DiNucci's first career start at quarterback.
- Helped block for Garrett Gilbert's first career start against Pittsburgh (11/8).
- Made his first career start at right tackle at Minnesota (11/22) and helped block for Elliott's first 100-yard game while the offense yielded just one sack on 33 dropbacks.
- Placed on Reserve/Injured with a calf injury on Dec. 7, suffering the injury on the first drive of the Thanksgiving Day game against Washington (11/26).

**2019:**

- Selected to his sixth consecutive Pro Bowl and earned first-team All-Pro honors after blocking for an offense that ranked second in single-season total yards (6,904), total first downs (379) and passing yards (4,751) in franchise history. Behind the line's work, Dallas led the league in total yards, tied for second in third down conversion rate (47.1), placed second in net passing yards (4,751), tied for fourth in first downs and was fifth in rushing yards (2,153), allowing just 23.0 sacks - second-fewest in the league.
- Selected as one of the team captains as he started all 16 games.
- On the season, Dallas had three 500-yard outings - season-high 563 against Green Bay (10/6) - and nine other 400-yard outings.
- The 12 total 400-plus yard games were a single-season franchise-high, and Dallas' 563 yards against the Packers were fifth in franchise history.
- Blocked for two 100-yard runners (Elliott and Tony Pollard) twice on the season - against Miami (9/22) and the LA Rams (12/15) - the first time in Cowboys history the team had two men each top 100 yards in a single game twice in a season.

**2018:**

- Selected to his fifth consecutive Pro Bowl, opening holes for the league's rushing leader - Elliott, 1,434 yards.
- Elected as a team captain and started all 14 games played, missing two to injury.
- Helped the offense total a season-high 414 yards, including 152 rushing yards by Elliott (240 scrimmage yards), in the win against Detroit (9/30).
- Blocked for a 100-yard rusher (Elliott-106) and 100-yard receiver (Cole Beasley-101) for the first time since at Pittsburgh (11/13/16) as the offense scored on each of its first four possessions against Jacksonville (10/14).
- On Thanksgiving Day against Washington (11/22), played in and started his 75th career game.
- In the win over Philadelphia (12/9), helped block for a 400-yard passer (Prescott-455) a 200-yard receiver (Amari Cooper-217) and a 100-yard rusher (Elliott-113) - a club first. The team also had a franchise-best 45:33 time of possession and 32 first downs. Suffered a knee injury in the fourth quarter and did not return.
- After re-injuring his knee against the Eagles, was inactive at Indianapolis (12/16), missing the first game of his pro career.
- Sat out the season finale at the N.Y. Giants (12/30) but returned to start both playoff contests.

**2017:**

- Named to the Pro Bowl for the fourth straight and fourth overall season, starting all 16 games for the fourth consecutive year.
- Helped the team top 2,000 rushing yards in consecutive seasons for the first time since 1998-99.
- Logged his 50th game played and 50th game started in the game at Denver (9/17).
- At San Francisco (10/22) the offense totaled 501 yards, including 265 on the ground, for the 20th 500-yard game in team history.
- Missed the second half of the Thanksgiving Day game against the LA Chargers (11/23) with a concussion.

**2016:**

- Started all 16 games for the third straight season, earning his third consecutive trip to the Pro Bowl, and blocked for the league's leading rusher and the second-ranked rushing attack.
- Behind the line's work, Prescott also earned Offensive Rookie of the Year honors while Elliott took home FedEx Ground Player of the Year.

- Earned AP and *Sporting News* All-Pro first-team, PFWA All-NFL and was part of a unit that earned Built Ford Tough Offensive Line of the Year honors.
- Did not yield a sack in the opener against the N.Y. Giants (9/11) as Prescott became the fourth Cowboys rookie to start a season at quarterback.
- Against Chicago (9/25) helped Elliott rush for 140 yards - his first career 100-yard day - as three different running backs rushed for a score for the second consecutive game.
- At Green Bay (10/16) blocked for Elliott's fourth straight 130-yard outing - first NFL rookie, 11th rusher overall to accomplish the feat - and the first player to rush for over 100 yards against the Packers that season. Also allowed Prescott to throw for a season-high three touchdown passes on 18-of-27 attempts.
- Led the way for Dallas' first 300-yard passer (Prescott-319), 100-yard receiver (Dez Bryant-116) and 100-yard rusher (Elliott-114) since 2013 as the offense racked up its seventh straight 400-yard game.
- Helped the offense tie an NFL record with eight consecutive 400-yard games as the offense finished with 417 yards against Baltimore (11/20). The club scored points on each of its final eight drives.
- Against Tampa Bay (12/18) blocked for Elliott's top rushing yard performance of the year (159 yards) as the offense rushed for 185 yards and two touchdowns on 32 runs. Also helped Prescott to the second-highest completion percentage (88.9 - minimum 30 attempts) in NFL history.
- In the home finale against Detroit (12/26), the offense averaged 7.2 yards-per-play, rushing for 164 yards on 30 carries and two touchdowns and throwing for 222 yards and a season-high four scores. It was only the third time since 2010 - fourth since 2000 - that the Cowboys had six offensive touchdowns in a game.
- In the Divisional Playoff Game against Green Bay (1/15/17), helped block for an offense that had a 100-yard rusher (Elliott-125), 100-yard receiver (Bryant-132) and a 300-yard passer (Prescott-302) for only the second time in team playoff history. The club also racked up 429 yards - seventh in a game in team playoff history.

**2015:**

- Selected to play in his second straight Pro Bowl after starting all 16 games for the second straight season, allowing Darren McFadden to rush for his second career 1,000-yard season. It was the first time in team history the Cowboys had two different rushers top 1,000 yards in consecutive seasons.
- Against Atlanta (9/27) blocked for an offense that averaged 6.0 yards-per-rush with four rushing touchdowns - the most by a Cowboys offense since four at Arizona (11/15/98). All four came in the first half, the second time in franchise history Dallas had four rushing touchdowns in a half - first half against the N.Y. Giants (12/1/63).
- Against Philadelphia (11/8) helped the offense rack up 411 yards as McFadden topped 100 rushing yards (117) and two receivers (Beasley-112 and Bryant-104) topped 100 receiving yards to mark the first time since 1999 Dallas had a pair of 100-yard receivers along with a 100-yard rusher.
- In Kellen Moore's first career start, did not yield a sack on 31 attempts as the running game averaged 4.8 yards-per-carry (25 for 121) at Buffalo (12/27).
- The season finale against Washington (1/3/16) saw the offense rack up a season-high 512 yards, including 435 passing yards by Moore - then sixth in a game in team history.

**2014:**

- Earned the starting job in training camp and started all 16 games at right guard to become the first rookie in club history to start every game at right guard, the fourth offensive line rookie and 14th overall rookie to notch starts in every game of his first season.
- Earned a trip to the Pro Bowl - the only offensive rookie in the NFL in 2014 to make the team and the first rookie offensive lineman in team history to make the game.
- Was named to the AP All-Pro team - the only rookie in the NFL in 2014 and the third rookie in club history to receive the honor. Also named to the PFWA All-NFC team.
- Was a key component helping DeMarco Murray set a league record by rushing for at least 100 yards in each of the first eight games of the season and establishing a club mark with a league-best 1,845 rushing yards.
- Became the first rookie in team history to start an opener at right guard and was the third rookie to start at guard. Overall, was the 10th rookie offensive lineman to start a season opener and the 41st at any position.
- In the win over New Orleans (9/28), blocked for 190 yards and two scores on 35 runs (5,4) and allowed Murray to rush for 149 yards and both scores on 24 carries (6,5). Murray also was only the fourth rusher with four 100-yard games with at least one touchdown in each of the first four games of a season.
- Led Murray to his seventh straight 100-yard outing (128 yards on 28 carries with one touchdown) against the N.Y. Giants (10/19) to become the first player in NFL history with seven straight 100-yard games to open a season. The offense controlled the ball for 33:49 - the fourth game this season over 33:00, most since 1980.
- Guided Murray to his club-record tying 11th 100-yard game of the season with 179 yards - second in his career - and a touchdown in the Thursday night win at Chicago (12/4).
- Despite injuring his ankle in the second quarter, finished the game at Philadelphia (12/14) and helped the offense to a season-high 41:55 possession time.
- Helped Tony Romo complete a club-record 90.0% (18-of-20) of his passes with four touchdowns and a personal-best 151.7 rating in the NFC East clinching win against Indianapolis (12/21).
- In the season-ending win at Washington (12/28), allowed Murray to break the club single-season rushing record (1,845) and the club-record for 100-yard games (12), finishing with 100 yards and a touchdown.
- Helped block for Murray to rush for 123 yards (ninth in a postseason game in team history) and a touchdown on 25 carries (4,9) in the Divisional Playoff loss at Green Bay (1/11/15). Also allowed Romo to complete 78.9% (15-of-19) of his passes for 191 yards, two touchdowns and a rating of 143.6 while allowing four sacks.

**COLLEGE:**

- While at Notre Dame, earned the distinct honor of being a two-time captain after becoming the longest tenured starter in school history, starting all 52 games of his collegiate career.
- As a senior became just the 18th student-athlete in school history to become a two-time team captain and received MVP honors for his performance in the New Era Pinstripe Bowl. Was the first offensive lineman to earn bowl MVP honors since Jay Huffman in the 1959 Liberty Bowl.
- Started all 13 games as a senior left tackle and did not allow a single sack as part of an offensive line that yielded just eight sacks (second in the country).
- Received second-team All-America accolades from *The NFL Draft Report* and Walter Camp while earning his third consecutive Guardian Award as a junior, starting every game of the season.
- Was one-of-four sets of brothers on the team - his younger brother, Nick, was a reserve center.
- As a sophomore, earned first-team All-Major Independent and All-American honorable mention, starting all 13 games at left tackle.

- Was one of just 11 players to start all 13 games, winning his first Guardian Award as a redshirt freshman.
- Had 11 starts at left tackle and two on the right side.
- Redshirted as a true freshman.

**PERSONAL:**

- Prepped at Bishop Chatard High School in Indianapolis, Ind., and was named to the Best in the Midwest Team by *The Detroit Free Press*.
- Was a first-team all-state selection as a junior and senior and named to the *Bloomington Herald Times* Junior All-State Team as a sophomore.
- His brother, Nick, was drafted in the second round of the 2016 NFL Draft by the Houston Texans.
- Graduated from Notre Dame with a degree in management entrepreneurship in May of 2013.
- He and his wife, Morgan, were married in July 2016 and have a son, Charlie, and daughter, Remi.

**COMMUNITY:**


- 2014 Rookie Club presented by UnitedHealthcare.
- 2014 NFL PLAY 60 FITNESSGRAM® school visit.
- 2014-19, 22-23 Home Run Derby Competition benefiting the Salvation Army.
- 2014-19 Dallas Cowboys U High School Camp.
- 2014 NFL Play 60 clinic, London, England.
- 2014 Fan Appreciation Pep Rally, London, England.
- 2015 Taste of the NFL: The Ultimate Cowboys Tailgate Party host benefiting North Texas Food Bank.
- 2015-16 Albertson's charity event.
- 2016 Offensive Line visit to North Texas Food Bank.
- 2016 Fashion's for First Downs Dallas Cowboys Women's Charity Fashion Show.
- 2016 Ford Firehouse Renovation.
- 2016-18 Taste of the Cowboys benefiting North Texas Food Bank.
- 2017, 2019, 2022 NFL My Cause My Cleats Campaign.
- 2017 The Salvation Army Disaster Relief Telethon for Hurricane Harvey.
- 2017 Thanksgiving Military Family Surprise presented by Ford.
- 2017-2019, 2022 Early Thanksgiving at The Salvation Army.
- 2017 Team Ambassador for Water Boys Charity with Chris Long.
- 2019 Fuel Up to Play 60 VIP for a Day, guest speaker.
- 2020 Cowboys Draft Live virtual draft party.
- 2020 COVID-19 relief.
- 2021 Draft-A-Thon.
- 2015-17, 2022-23 Dallas Cowboys Draft Day/Fan Appreciation Party.
- Frisco Fire House visits.
- Salute to Service Week events.
- Annual Team Holiday Hospital Visits.
- Kick Off Luncheon and Dallas Cowboys Family Cookbook benefiting Happy Hill Farm.
- Make-A-Wish Foundation of North Texas.
- Salvation Army Angel Tree Christmas Program.

**MARTIN'S COWBOYS TOTALS**

**GAMES/STARTS** (regular season, playoffs): 2014 (16/16, 2/2); 2015 (16/16); 2016 (16/16, 1/1); 2017 (16/16); 2018 (14/14, 2/12); 2019 (16/16); 2020 (10/10); 2021 (16/16, 1/1); 2022 (17/17, 2/2). **Totals: 137/137, 8/8.**

**SEAN McKEON** (muh-CUE-in)  
84 • Tight End

6-5 • 255 • 12/28/97  
Michigan • UDFA-'20  
NFL: 4th Year • Cowboys: 4th Year  
Games/Starts: 2022-13/0; Career-26/3  
Postseason: 2022-2/0; Career-3/0



**PRO:** Sean McKeon signed with Dallas as a rookie free agent following the 2020 NFL Draft, and he became one-of-three undrafted rookies (Rico Dowdle and Terence Steele) to make the active roster out of training camp. McKeon played in 14 games as a rookie, starting one (in a three-tight end set), seeing a majority of his time on special teams and as the club's third tight end. After gaining experience as a rookie, he saw extended playing time on offense in 2021 with Blake Jarwin spending time on the injured list. He continued to play a key role on special teams units in 2022, and contributed two receptions in 13 games played in his third pro season. Dallas coaches like what they have in McKeon, and he will continue to develop into a key part of the Cowboys offense.

**TRANSACTION SUMMARY:**

- 8/30/22:** Waived, signed to Dallas' practice squad (8/31) and activated (10/29).
- 9/2/21:** Placed on Reserve/Injured with an ankle injury, designated for return (10/13) and activated (11/3).
- 5/2/20:** Signed with Dallas as an undrafted free agent.

**2022:**

- Played in 13 games after starting the season on the practice squad and caught two passes for 11 yards while playing a key role on special teams units, contributing one tackle and a fumble recovery.

- Elevated from the practice squad at the N.Y. Giants (9/26), at Philadelphia (10/16) and against Detroit (10/23) before signing to the active roster for the remainder of the year.
- Had one catch each at Philadelphia (10/16) and at Green Bay (11/13), also recovering his first career fumble in the Packers game on special teams.
- Played in both postseason contests, recording two special teams tackles and a forced fumble at Tampa Bay (1/16/23) and then seeing time on offense and special teams at San Francisco (1/22/23).

**2021:**

- Started two of the nine games he played, missing the first seven games with an ankle injury, and caught four passes for 27 yards and a touchdown - the first offensive stats of his career.
- Landed on the Reserve/Injured list after the final cut date, making him eligible to return, with an ankle injury suffered in preseason action.
- Returned to practice on Oct. 13 and made his season debut, mainly on special teams, against Denver (11/7).
- Had his first career statistics, catching two passes for 15 yards in the win over Atlanta (11/14), then recorded his first career touchdown on a 10-yard catch on Thanksgiving Day against Las Vegas (11/25).
- Made his postseason debut on offense and special teams in the Wild Card game against San Francisco (1/16/22).

**2020:**

- Became one-of-three rookie free agents to make the final roster out of training camp and made his NFL debut seeing time as a reserve tight end and on special teams against Atlanta (9/20).
- Credited with his first career start as the club opened with three tight ends at Washington (10/25).
- Notched his first career special teams tackle at the N.Y. Giants (1/31/21).

**COLLEGE:**

- Four-year letterman and three-time All-Big Ten honorable mention, starting 23-of-40 games and catching 60 passes for 668 yards and six touchdowns.
- Left Michigan as the ninth ranked tight end and tied for 10th in receiving scores in school history.
- Played in 10 games with seven starts as a senior and caught 13 passes for 235 yards (18.1 avg.) with two touchdowns.
- As a junior, played in all 13 games with six starts and caught 14 passes for 122 yards and one touchdown.
- Logged starts in 10-of-13 games played as a sophomore and caught 31 passes for 301 yards and three scores.
- Played in just four games as a true freshman and caught two passes for 10 yards.

**PERSONAL:**

- Caught 23 passes for 334 yards and three touchdowns as a senior at Shepherd Hill Regional High School in Dudley, Mass.
- Played both sides - tight end and defensive end - as a junior, racking up 57 tackles, 11 stops for losses and eight sacks.
- Majored in business administration at Michigan.

**COMMUNITY:**

- 2020 Rookie Club Salute to Service Week.
- WrestleMania 38 Boys and Girls Club Anti Bullying Rally.
- Annual Team Holiday Hospital Visits.
- Make-A-Wish Foundation of North Texas.

**McKEON'S COWBOYS TOTALS**

Year Team	GP-GS	RECEIVING					TD	ADDITIONAL STATISTICS
		No	Yds	Avg	Long	TD		
2020 Dallas	14-1	0	0	0.0	0	0	Special Teams Tackles – 2020 (1-0-1), 2021 (0-1-1), 2022 (0-1-1). Totals: 1-2-3. Playoffs - (2-0-2).	
2021 Dallas	9-2	4	27	6.8	12	1		
2022 Dallas	13-0	2	11	5.5	10	0		
<b>Totals</b>	<b>36-3</b>	<b>6</b>	<b>38</b>	<b>6.3</b>	<b>12</b>	<b>1</b>		
<b>Playoffs</b>								
2021 Dallas	1-0	0	0	0.0	0	0		
2022 Dallas	2-0	0	0	0.0	0	0		
<b>Totals</b>	<b>3-0</b>	<b>0</b>	<b>0</b>	<b>0.0</b>	<b>0</b>	<b>0</b>		

**ISRAEL MUKUAMU** (MOO-kwah-moo)**24 • Safety**

6-4 • 215 • 11/28/99

South Carolina • D6b-'21 (227th overall)

NFL: 3rd Year • Cowboys: 3rd Year

Games/Starts: 2022-15/3; Career-19/3

Postseason: 2022-2/0; Career-2-0



**PRO:** With their second selection in the sixth round of the 2021 NFL Draft (227th overall), the Dallas Cowboys chose defensive back Israel Mukuamu out of South Carolina. As a rookie, Mukuamu saw action in four games on special teams as he was breaking into the pro game. He grew into more responsibility in 2022, playing in 15 games with three starts as a third safety and nickel corner, recording 16 tackles, a pass breakup and his first career interception. He will be depended on to fill multiple roles in the secondary heading into the 2023 season with his unique skill set.

**TRANSACTION SUMMARY:**

**1/14/22:** Placed on Reserve/Injured with a hamstring injury.  
**5/1/21:** Drafted in the sixth round (227th overall) by Dallas.

**2022:**

- Played in 15 games with three starts, recording 16 tackles, a pass breakup and his first career interception.
- Inactive for the season opener against Tampa Bay (9/11), then started the first game of his career against Cincinnati (9/18) and recorded two tackles.
- Had a career-best six tackles against Washington (10/2), adding a pressure.
- Talled the first interception of his career, picking off a pass against Houston (12/11).
- Made his postseason debut at Tampa Bay (1/16/23), tallying five tackles and two pass breakups, then recorded a tackle at San Francisco (1/22/23) in the Divisional Round.

**2021:**

- Played in four games on special teams but did not record any statistics.
- Inactive for the season opener at Tampa Bay (9/9), active but did not play in Week 2 before making his NFL debut in the home-opening win over Philadelphia (9/27).
- Landed on Reserve/Injured prior to the Wild Card Playoff game against San Francisco (1/16/22) with a hamstring injury.

**COLLEGE**

- Played both cornerback and safety as a junior, limited to five starts in six games played while hampered by a groin injury for most of the 2020 season
- Opted out of the final three games following the dismissal of head coach Will Muschamp. Tied for the team lead with two interceptions while also adding 10 tackles.
- As a sophomore in 2019, started all 12 games (the opener at safety, then the next 11 at cornerback) and was tabbed second-team All-SEC by the Associated Press and third-team by *Phil Steele*. Finished fifth on the team with 59 tackles
- True freshman who played in all 13 games in 2018, making two starts, and was credited with 17 tackles including two for loss. Also logged one interception, one pass breakup and a forced fumble.

**PERSONAL:**

- Attended Parkway High School in Bossier City, La. where he was selected to the Offense Defense All-American Bowl.
- Originally from Moncks Corner, S.C., but moved to Louisiana prior to his senior year.
- Logged 69 tackles to help the Berkeley Stags go 9-3 in 2016, after they finished 3-7 in 2015.
- Was a sport and entertainment major at South Carolina.

**COMMUNITY:**

- Annual Team Holiday Hospital Visits.
- Make-A-Wish Foundation of North Texas.

**MUKUAMU'S COWBOYS TOTALS**

Year Team	GP-GS	DEFENSE								INTERCEPTIONS					FUMBLES REC					
		ST	AT	TT	Sks-Yds	Tkl/Ls	QB Prs	PBU	FF	No	Yds	Avg	Lg	TD	No	Yds	Avg	Lg	TD	
2021 Dallas.....	4-0	0	0	-	0	0	0	0	0	0	0	0	0	0	0	0	0	0	0	0
2022 Dallas.....	15-3	13	3	-	16	0.0	0	0	1	1	0	1	0	0.0	0	0	0	0	0	0
<b>Totals.....</b>	<b>19-3</b>	<b>13</b>	<b>3</b>	<b>-</b>	<b>16</b>	<b>0.0</b>	<b>0</b>	<b>0</b>	<b>1</b>	<b>1</b>	<b>0</b>	<b>1</b>	<b>0</b>	<b>0.0</b>	<b>0</b>	<b>0</b>	<b>0</b>	<b>0</b>	<b>0</b>	<b>0</b>
<b>Playoffs</b>																				
2021 Dallas.....	0-0	RESERVE/INJURED-Hamstring										RESERVE/INJURED					RESERVE/INJURED			
2022 Dallas.....	2-0	3	3	-	6	0.0	0	0	0	2	0	0	0	0.0	0	0	0.0	0	0	0
<b>Totals.....</b>	<b>2-0</b>	<b>3</b>	<b>3</b>	<b>-</b>	<b>6</b>	<b>0.0</b>	<b>0</b>	<b>0</b>	<b>0</b>	<b>2</b>	<b>0</b>	<b>0</b>	<b>0</b>	<b>0.0</b>	<b>0</b>	<b>0</b>	<b>0.0</b>	<b>0</b>	<b>0</b>	<b>0</b>

**ADDITIONAL STATISTICS**

Special Teams Tackles – 2022 (2-0-2). Totals: 2-0-2.

**OSA ODIGHIZUWA** (OH-suh oh-DIGGY-zoowa)

**97 • Defensive Tackle**

6-2 • 294 • 8/13/98  
 UCLA • D3a-'21 (75th overall)  
 NFL: 3rd Year • Cowboys: 3rd Year  
 Games/Starts: 2022-17/17; Career-33/29  
 Postseason: 2022-2/2; Career-3/2



**PRO:** The Dallas Cowboys used their first of three third round selections (75th overall) in the 2021 NFL Draft to select Osa Odighizuwa, fortifying their interior pass rush on the defensive line. A seasoned collegiate player, Odighizuwa made an immediate impact as a rookie, starting 12 of the 16 games he played, coming right out of the gates as one of Dallas' starting interior linemen. By season's end, Odighizuwa garnered 34 tackles, four for losses, 2.0 sacks and 12 hurries. Odighizuwa upped his game in his second season, becoming a fixture in the middle of Dallas' defensive front with 40 tackles, five tackles for loss, 4.0 sacks, 16 pressures and a forced fumble in 17 starts. He will be counted on in 2023 to solidify the Cowboys run defense and put pressure on opposing quarterbacks up the middle.

**TRANSACTION SUMMARY:**

**4/30/21:** Drafted in the third round (75th overall) by Dallas.

**2022:**

- Started all 17 games and established career-bests across the board with 40 tackles, five tackles for loss, 4.0 sacks and 16 pressures.
- Started the opener against Tampa Bay (9/11), registering two tackles and a career-high two tackles for loss.
- Had his first sack of the season at the LA Rams (10/9) and added a career-high four pressures.
- Had one sack each against Chicago (10/30) and Indianapolis (12/4), adding a forced fumble against the Colts.
- Recorded a career-best six tackles at Washington (1/8/23), adding a sack and a tackle for loss.
- Started both playoff contests, recording two tackles, a tackle for loss and two pressures at Tampa Bay (1/16/23), then added four tackles, a sack and two pressures at San Francisco (1/22/23).

**2021:**

- Started 12 of the 16 games he played and tallied 34 tackles, four behind the line, 2.0 sacks and 12 hurries.
- Made his NFL debut, starting the opener at Tampa Bay (9/9), and had his first career tackle.
- Had his first career sacks, finishing with 1.5, two hurries and two tackles in the win over Philadelphia (9/27).
- Logged his first career tackle for loss to go with a half sack, one pressure and a tackle against Carolina (10/3).
- Missed the game at the N.Y. Giants (12/19) on the Reserve/COVID list but returned against Washington (12/26) to tally a season-best three pressures with one tackle.
- In his playoff debut, led all defensive linemen with seven tackles along with one pressure in the Wild Card game against San Francisco (1/16/22).

**COLLEGE:**

- Saw action as a starter in all seven games of a COVID-19 shortened season for the Bruins in 2020, leading all defensive linemen with 30 tackles in addition to 4.0 sacks, six tackles for loss and three pressures. His efforts earned him consensus first-team All-Pac 12 honors and a 2021 Reese's Senior Bowl invitation.
- In 2019 started all 12 games and finished fifth on the team in tackles (46) to lead all defensive linemen while tying for the team lead with 10 tackles for loss and tallying 3.5 sacks.
- Started eight-of-11 games as a sophomore in 2018 and tied for second on the Bruins with 3.0 sacks and third on the team with six tackles for loss while also adding 29 tackles.
- Saw action in all 13 games as a redshirt freshman and registered 15 tackles, 5.5 for loss and a sack in 2017.
- Redshirted as a true freshman.

**PERSONAL:**

- Listed as a three-star recruit by ESPN and the No. 3 prospect in Oregon out of David Douglas High School in Portland, Ore.
- Two-time Defensive Player of the Year in football and three-time state wrestling champ in high school.
- Brother of Owa Odighizuwa, a third-round draft pick of the N.Y. Giants in 2015.
- Named to the UCLA Athletic Director's Academic Honor Roll and earned his degree in sociology.

**COMMUNITY:**

- WrestleMania 38 Boys and Girls Club Anti Bullying Rally.
- Annual Team Holiday Hospital Visits.
- Make-A-Wish Foundation of North Texas.
- 2022 My Cause My Cleats campaign.
- 2022 Early Thanksgiving at The Salvation Army.
- 2023 Dallas Cowboys Draft Day/Fan Appreciation Party.

**ODIGHIZUWA'S COWBOYS TOTALS**

Year Team	GP-GS	DEFENSE										INTERCEPTIONS				FUMBLES REC				
		ST	AT	TT	Sks-Yds	Tkl/Ls	QB Prs	PBU	FF	No	Yds	Avg	LG	TD	No	Yds	Avg	LG	TD	
2021 Dallas	16-12	20	14	34	2.0(-20)	4(-8)	12	0	0	0	0	0	0	0	0	0	0	0	0	0
2022 Dallas	17-17	24	16	40	4.0(-27)	5(-15)	16	0	1	0	0	0	0	0	0	0	0	0	0	
<b>Totals</b>	<b>33-29</b>	<b>44</b>	<b>30</b>	<b>74</b>	<b>6.0(-47)</b>	<b>9(-23)</b>	<b>28</b>	<b>0</b>	<b>1</b>	<b>0</b>	<b>0</b>	<b>0.0</b>	<b>0</b>	<b>0</b>	<b>0</b>	<b>0.0</b>	<b>0</b>	<b>0</b>	<b>0</b>	
<b>Playoffs</b>																				
2021 Dallas	1-0	3	4	7	0.0(0)	0(0)	1	0	0	0	0	0	0.0	0	0	0	0.0	0	0	
2022 Dallas	2-2	3	3	6	1.0(-9)	1(-3)	4	0	0	0	0	0	0.0	0	0	0	0.0	0	0	
<b>Totals</b>	<b>3-2</b>	<b>6</b>	<b>7</b>	<b>13</b>	<b>1.0(-9)</b>	<b>1(-3)</b>	<b>5</b>	<b>0</b>	<b>0</b>	<b>0</b>	<b>0</b>	<b>0.0</b>	<b>0</b>	<b>0</b>	<b>0</b>	<b>0.0</b>	<b>0</b>	<b>0</b>	<b>0</b>	

**SINGLE-GAME HIGHS**

- Tackles – 6 at Washington, 1/8/23
- Sacks – 1.5 vs. Philadelphia, 9/27/21
- Tackles for Loss – 2 vs. Tampa Bay, 9/11/22
- Pressures – 4 at LA Rams, 10/9/22

**ODIGHIZUWA'S CAREER GAME-BY-GAME**

Game	2021 (Dallas)										2021 (Dallas)									
	ST	AT	TT	Sks Yds	Tkl/Ls	QB Prs	PBU	Game	ST	AT	TT	Sks Yds	Tkl/Ls	QB Prs	PBU					
L-@ TB 9/9	1	0	1					W-@ NO 12/2	2	1	3		1(-2)	1						
W-@ LAC 9/19	1	1	2			2		W-@ Was 12/12	1	1	2									
W-Phi 9/27	1	1	2	1.5(-17)		2		W-@ NYG 12/19	RESERVE/COVID-19											
W-Car 10/3	1	0	1	0.5(-3)	1(-2)	1		W-Was 12/26	1	0	1			3						
W-NYG 10/10	0	1	1		1(-1)	1		L-Ari 1/2/22	2	0	2									
W-@ NE 10/17	2	0	2					W-@ Phi 1/8/22	1	2	3									
W-@ Min 10/31	0	3	3			1		<b>Totals</b>	<b>20</b>	<b>14</b>	<b>34</b>	<b>2.0(-20)</b>	<b>4(-8)</b>	<b>12</b>	<b>0</b>					
L-Den 11/7	1	2	3		1(-3)			<b>Playoffs</b>												
W-Ari 11/14	1	2	3					L-SF 1/6/22	3	4	7			1						
L-@ KC 11/21	3	0	3			1														
L-LV 11/25	2	0	2																	

**ODIGHIZUWA'S CAREER GAME-BY-GAME, cont.**

2022 (Dallas)									2022 (Dallas), cont.								
Game	ST	AT	TT	Sks Yds	Tkl/ Ls	QB Prs	PBU		Game	ST	AT	TT	Sks Yds	Tkl/ Ls	QB Prs	PBU	
L-TB 9/11.....	2	0	2		2(-8)	1	1		W-Hou 12/11.....	3	1	4		1(-3)	1	1	
W-Cin 9/18.....	1	1	2			1	1		L-@ Jac 12/18.....	1	0	1			1	1	
W-@ NYG 9/26.....	2	0	2			1	1		W-Phi 12/24.....	0	1	1			1	1	
W-WAS 10/2.....	2	2	4			1	1		W-@ Ten 12/29.....	0	1	1					
W-@ LAR 10/9.....				1.0(-4)	1(-3)	4	4		L-@ Was 1/8/23.....	5	1	6	1.0(-5)	1(-1)			
L-@ Phi 10/16.....	1	1	2			2	2		<b>Totals.....</b>	<b>24</b>	<b>16</b>	<b>40</b>	<b>4.0(-27)</b>	<b>5(-15)</b>	<b>16</b>	<b>0</b>	
W-Det 10/23.....	2	0	2			1	1		<b>Playoffs</b>								
W-Chi 10/30.....	0	2	2		1.0(-6)	1	1		W-@ TB 1/16/23....	1	1	2		1(-3)	2	2	
L-@ GB 11/13.....	1	2	3			1	1		L-@ SF 1/22/23....	2	2	4	1.0(-9)		2	2	
W-@ Min 11/20.....	1	0	1			1	1		<b>Totals.....</b>	<b>3</b>	<b>3</b>	<b>6</b>	<b>1.0(-9)</b>	<b>1(-3)</b>	<b>4</b>	<b>4</b>	
W-NYG 11/24.....	1	2	3			1	1										
W-Ind 12/4.....	2	2	4	1.0(-12)		1	1										

# MICAH PARSONS

11 • Linebacker

6-3 • 250 • 5/26/99

Penn State • D1-21 (12th overall)

NFL: 3rd Year • Cowboys: 3rd Year

Games/Starts: 2022-17/17; Career-33/33

Postseason: 2021-2/2; Career-3/3



**PRO:** Micah Parsons was regarded as one of the top overall athletes in the 2021 NFL Draft, and the Dallas Cowboys landed the former Big Ten Linebacker of the Year when they traded out of the 10th spot - dropping to 12 and adding an extra third round pick to select him. The selection of Parsons did not disappoint, as the versatile all-around talent put together one of the most dynamic seasons by a rookie in club history. Besides earning a spot on the NFC Pro Bowl roster - the second Dallas rookie linebacker, fourth rookie defender and 12th overall rookie to earn a trip to the Pro Bowl - Parsons was honored as the first Cowboy to earn AP Defensive Rookie of the Year honors. He also became the first Cowboys defensive rookie to be named to the AP All-Pro Team. Through his rookie season, Parsons lined up at each of the different defensive positions and even handled a snap as the center on offense on the final play of the season opener at Tampa Bay (9/9). Parsons led the team with a club rookie record 13.0 sacks (tied for third by a rookie in NFL history and sixth overall in the NFL in 2021). He was also atop club defensive charts for hurries (42) and tackles for loss (12) while finishing fifth with 64 tackles. Lofty expectations followed Parsons into his second season, and he lived up to the billing, leading the defense and ranking seventh in the NFL with 13.5 sacks, while adding 69 pressures, 54 tackles, five tackles for loss, three forced fumbles and three fumble recoveries across 17 starts. He became the first Cowboys defender to earn first-team All-Pro honors in each of his first two seasons and was named to his second Pro Bowl in as many seasons. Parsons joined Reggie White and Aldon Smith as the only defenders since sacks became official in 1982 with 13.0 sacks in both of their first two seasons.

**TRANSACTION SUMMARY:**

**4/29/21:** Drafted in the first round (12th overall) by Dallas.

**2022:**

- Started all 17 games and earned first-team All-Pro and Pro Bowl honors for the second straight season, totaling 13.5 sacks, 69 pressures, 54 tackles, five tackles for loss, three breakups, three forced fumbles and three fumble recoveries - including one returned for a touchdown.
- Became the first Cowboys defender to earn first-team All-Pro honors in each of his first two seasons and the third defender to make the Pro Bowl in both of his first two years (Everson Walls, 1981-82 and Mel Renfro, 1964-65).
- Tied DeMarcus Ware (six in 2011) for the team record with six multi-sack games on the year.
- Named a team captain in Week 3 at the N.Y. Giants (9/26) and Week 16 against Philadelphia (12/24).
- Recorded 2.0 sacks of Tom Brady in the opener against Tampa Bay (9/11), adding three tackles, then added another 2.0 sacks against Cincinnati the following week (9/18), along with six pressures.
- Led the Cowboys pass rush with 2.0 sacks, five pressures and a forced fumble at the LA Rams (10/9), earning NFC Defensive Player of the Week honors.
- Compiled four tackles and 2.0 sacks against Detroit (10/23), adding a tackle for loss.
- Scored his first career touchdown on a scoop-and-score 36-yard fumble recovery against Chicago (10/30).
- Tallied multi-sack performances in consecutive games, first recording 2.0 sacks and tied a career-best eight pressures at Minnesota (11/20), then adding 2.0 sacks against the N.Y. Giants on Thanksgiving (11/24).
- Recorded three tackles, a sack and five pressures at Jacksonville (12/18), also recovering a fumble.
- Tied his career-high with eight pressures to go along with four tackles against Philadelphia (12/24).
- Stuffed the stat sheet in the Wild Card Game at Tampa Bay (1/16/23), recording two tackles, a sack, one tackle for loss, a postseason career-high nine pressures and two pass breakups in the win.
- Had five tackles and six pressures along with a breakup in the Divisional Round at San Francisco (1/22/23).



**2021:**

- Started all 16 games he played, taking home AP Defensive Rookie of the Year honors - first Cowboy to win the award - while also becoming the first defensive rookie in Cowboys history to be named to the AP All-Pro Team.
- Became the second Dallas rookie linebacker (Leighton Vander Esch, 2018), fourth rookie defender (Mel Renfro, 1964; Everson Walls, 1981 and Vander Esch) and 12th overall rookie to earn a trip to the Pro Bowl.
- Led the defense with a club rookie record 13.0 sacks (tied for third by a rookie in NFL history and sixth in the NFL in 2021). Also led the defense in hurries (42) and tackles for loss (12) while finishing fifth with 64 tackles.
- Made his NFL debut, starting the opener at Tampa Bay (9/9) and had seven tackles, a pressure and a breakup.
- Started at defensive end at the LA Chargers (9/19) and had his first career sack along with four hurries.
- In the home-opening win over Philadelphia (9/27), notched two tackles, a half sack, a tackle for loss and a breakup.
- Led the team with a season-high nine tackles along with three hurries in the win over the N.Y. Giants (10/10).
- Took home NFC Defensive Player of the Week honors after finishing at Minnesota (10/31) with eight tackles, four tackles for loss and a hurry.
- Posted seven tackles, one for a loss, and a season-high 2.5 sacks - second by a rookie in team history - against Denver (11/7).
- Had a sack, tackle for loss, four tackles and forced his first career fumble (on the sack) in the win over Atlanta (11/14), then started at end at Kansas City (11/21) and had one tackle, 2.0 sacks, a tackle for a loss and his second straight game with a strip sack.
- Started at defensive end on Thanksgiving Day against Las Vegas (11/25) and was credited with five tackles, a season-high seven hurries with one sack and a tackle for loss. Established a club rookie record with 9.0 sacks, surpassing Ware's 8.0 in 2005.
- Named NFL Rookie of the Month for November, compiling 6.5 sacks - second-most in a month in club history - including at least one in every four games, to give him 9.0 on the season, establishing a club rookie record.
- Selected as the defensive captain at New Orleans (12/2) and reached 10.0 sacks on the season, adding one-his fifth straight game with a sack - along with three tackles, one for a loss and four pressures.
- Had 2.0 sacks, a hurry and a forced fumble at Washington (12/12).
- His sack against Washington (12/26) gave him 13.0 on the year to tie Dwight Freeney and Reggie White for the third-most sacks by an NFL rookie. Also collected two tackles and four hurries.
- Placed on the Reserve/COVID-19 list for the regular season finale at Philadelphia (1/8/22), then returned to start his playoff debut in the Wild Card game against San Francisco (1/16/22), finishing with eight tackles, two for losses and a pressure.

**COLLEGE:**

- Finished college career with 192 tackles, 6.5 sacks, 19 tackles for loss and six forced fumbles in 26 games.
- Opted out of the 2020 season due to COVID-19.
- As a sophomore in 2019, played in all 13 games with 12 starts and led the defense for the second consecutive season, finishing with 109 tackles (25 more than the second place finisher), 14 tackles for losses (second), 5.0 sacks (tied for third), five breakups, four hurries, four forced fumbles and a fumble recovery.
- As a true freshman, led the team with 83 tackles to become the first freshman in school history to lead the team in tackles in 2018, starting one of the 13 games he played.

**PERSONAL:**

- Finished his prep career at Harrisburg, Pa., High School as a two-time letterman, finishing his senior year as a team captain with 55 tackles, 10.5 sacks and 17.5 tackles for loss on defense and 1,239 rushing yards, 99 receiving yards and 29 touchdowns on offense.
- Was a two-time letterman at Central Dauphin High School in Harrisburg, Pa.

**COMMUNITY:**

- 2022 Reliant Home Run Derby benefiting the Salvation Army.
- Annual Team Holiday Hospital Visits.
- Make-A-Wish Foundation of North Texas.

**PARSONS' COWBOYS TOTALS**

Year Team	GP-GS	DEFENSE							INTERCEPTIONS				FUMBLES REC							
		ST	AT	TT	Sks- Yds	Tkl/ Ls	QB Prs	PBU	FF	No	Yds	Avg	Lg	TD	No	Yds	Avg	Lg	TD	
2021 Dallas	16-16	52	12	64	13.0(-120)	12(-35)	42	3	3	0	0	0.0	0	0	0	0	0	0.0	0	0
2022 Dallas	17-17	34	20	54	13.5(-89)	5(-10)	69	3	3	0	0	0.0	0	0	3	36	12.0	36t	1	
<b>Totals</b>	<b>33-33</b>	<b>86</b>	<b>32</b>	<b>118</b>	<b>26.5(-209)</b>	<b>17(-45)</b>	<b>111</b>	<b>6</b>	<b>6</b>	<b>0</b>	<b>0</b>	<b>0.0</b>	<b>0</b>	<b>0</b>	<b>3</b>	<b>36</b>	<b>12.0</b>	<b>36t</b>	<b>1</b>	
<b>Playoffs</b>																				
2021 Dallas	1-1	6	2	8	0.0(0)	2(-3)	1	0	0	0	0	0.0	0	0	0	0	0.0	0	0	
2022 Dallas	2-2	4	3	7	1.0(-8)	1(-2)	15	3	0	0	0	0.0	0	0	0	0	0.0	0	0	
<b>Totals</b>	<b>3-3</b>	<b>10</b>	<b>5</b>	<b>15</b>	<b>1.0(-8)</b>	<b>3(-5)</b>	<b>16</b>	<b>3</b>	<b>0</b>	<b>0</b>	<b>0</b>	<b>0.0</b>	<b>0</b>	<b>0</b>	<b>0</b>	<b>0</b>	<b>0.0</b>	<b>0</b>	<b>0</b>	

**SINGLE-GAME HIGHS**

- Tackles – 9 vs. N.Y. Giants, 10/10/21
- Solo Tackles – 7 vs. N.Y. Giants, 10/10/21
- Sacks – 2.5 vs. Denver, 11/7/21
- Tackles for Loss – 4 at Minnesota, 10/31/21
- Pressures – 8, twice, at Minnesota, 11/20/22 and vs. Philadelphia, 12/24/22

**PARSONS' SACKS BY QUARTERBACK**  
(27.5 total, 26.5 regular; 1.0 post)

Taylor Heinicke.....3.0	Patrick Mahomes.....2.0	Matt Ryan.....1.0
Terry Bridgewater.....2.5	Matt Stafford.....2.0	Sam Howell.....0.5
Tom Brady.....2.0	Derek Carr.....1.0	Jalen Hurts.....0.5
Joe Burrow.....2.0	Sam Darnold.....1.0	
Kirk Cousins.....2.0	Justin Herbert.....1.0	<b>Playoffs (1.0)</b>
Jared Goff.....2.0	Taysom Hill.....1.0	Tom Brady.....1.0
Daniel Jones.....2.0	Trevor Lawrence.....1.0	

**PARSONS' CAREER GAME-BY-GAME DEFENSE**

2021 (Dallas)									2022 (Dallas)								
Game	ST	AT	TT	Sks Yds	Tkl/ Ls	QB Prs	PBU		Game	ST	AT	TT	Sks Yds	Tkl/ Ls	QB Prs	PBU	
L-@ TB 9/9.....	5	2	-	7			1	1	L-TB 9/11.....	2	1	-	3	2.0(-17)			2
W-@ LAC 9/19.....	2	0	-	2	1.0(-18)		4		W-Cin 9/18.....	2	0	-	2	2.0(-10)			6
W-Phi 9/27.....	2	0	-	2	0.5(-6)	1(-2)	1	1	W-@ NYG 9/26.....	1	0	-	1			1(-1)	2
W-Car 10/3.....	3	0	-	3	1.0(-8)		2		W-WAS 10/2.....	3	1	-	4			1(-2)	3
W-NYG 10/10.....	7	2	-	9			3		W-@ LAR 10/9.....	1	2	-	3	2.0(-20)			5
W-@ NE 10/17.....	4	2	-	6			1		L-@ Phi 10/16.....	4	3	-	7			1(-1)	1
W-@ Min 10/31.....	7	1	-	8		4(-9)	1		W-Det 10/23.....	3	1	-	4	2.0(-9)		1(-3)	4
L-Den 11/7.....	6	1	-	7	2.5(-20)	1(-2)			W-Chi 10/30.....	3	1	-	4				4
W-Atl 11/14.....	4	0	-	4	1.0(-9)	1(-3)			L-@ GB 11/13.....	6	1	-	7			1(-3)	1
L-@ KC 11/21.....	1	0	-	1	2.0(-10)	1(-7)	6		W-@ Min 11/20.....	2	0	-	2	2.0(-13)			8
L-LV 11/25.....	3	2	-	5	1.0(-7)	1(-1)	7		W-NYG 11/24.....	1	0	-	1	2.0(-11)			2
W-@ NO 12/2.....	2	1	-	3	1.0(-11)	1(-1)	4		W-Ind 12/4.....	2	0	-	2				6
W-@ Was 12/12.....	1	0	-	1	2.0(-26)		1		W-Hou 12/11.....	4	1	-	5				2
W-@ NYG 12/19.....	0	1	-	1			1	1	L-@ Jac 12/18.....	0	3	-	3	1.0(-7)			5
W-Was 12/26.....	2	0	-	2	1.0(-5)		4		W-Phi 12/24.....	3	1	-	4				8
L-Ari 1/2/22.....	3	0	-	3		2(-10)	6		W-@ Ten 12/29.....	1	0	-	1				6
W-@ Phi 1/8/22.....	RESERVE/COVID-19								L-@ Was 1/8/23.....	1	0	-	1	0.5(-2)			4
<b>Totals.....</b>	<b>52</b>	<b>12</b>	<b>-</b>	<b>64</b>	<b>13.0(-120)</b>	<b>12(-35)</b>	<b>42</b>	<b>3</b>	<b>Totals.....</b>	<b>34</b>	<b>20</b>	<b>-</b>	<b>54</b>	<b>13.5(-89)</b>	<b>5(-10)</b>	<b>69</b>	<b>3</b>
<b>Playoffs</b>									<b>Playoffs</b>								
L-SF 1/16/22.....	6	2	-	8		2(-3)	1		W-@ TB 1/16/23.....	2	0	-	2	1.0(-8)	1(-2)	9	2
									L-@ SF 1/22/23.....	2	3	-	5			6	1
									<b>Totals.....</b>	<b>4</b>	<b>3</b>	<b>-</b>	<b>7</b>	<b>1.0(-8)</b>	<b>1(-2)</b>	<b>15</b>	<b>3</b>

**TONY POLLARD**

**20 • Running Back**

6-0 • 215 • 4/30/97  
 Memphis • D4-'19 (128th overall)  
 NFL: 5th Year • Cowboys: 5th Year  
 Games/Starts: 2022-16/4; Career-62/6  
 Postseason: 2022-2/0; Career-3/0



**PRO:** The Dallas Cowboys drafted running back Tony Pollard in the fourth round (128th overall) of the NFL Draft to be a complement to Ezekiel Elliott in the backfield and provide an electric weapon to the offensive arsenal. As a rookie, Pollard showed flashes of why the Cowboys drafted him, recording two 100-yard outings while also proving true as a reliable receiver out of the backfield. He finished his rookie season averaging 5.3 yards-per-rush (86 for 455 yards) with two scores and caught 15 passes for 107 yards with a touchdown. He also showed skills as a kickoff returner, taking back 14 kicks for 245 yards. Entrenched as the backup to Elliott, Pollard improved upon his rookie numbers in 2020, rushing 101 times for 435 yards (4.3) with four touchdowns, catching 28 passes for 193 yards with one score and placed fourth in the NFL with 766 kickoff return yards on 32 returns (23.9), playing in all 16 games with his first two starts. Pollard's 2021 campaign was an improvement on the previous two as he continued to display his versatility, rushing for 719 yards and two touchdowns on 130 carries to average a career-high 5.5 yards-per-clip - good for third in a single-season in club history. He also had 39 catches and 337 yards, while he registered his first career kickoff return touchdown, returning 17 for 489 yards with a 100-yarder on the year. Pollard's fourth season was his best to date, as he set career-highs in carries (193), rushing scores (nine) total touchdowns (12), receiving yards (371), and earned his first 1,000-yard season, leading the team with a career-best 1,007 rushing yards to earn his first Pro Bowl bid. Dallas used the franchise tag on Pollard heading into the 2023 season, and after the departure of longtime workhorse Ezekiel Elliott, Pollard will carry the load as the primary back for the Cowboys.

**TRANSACTION SUMMARY:**

- 3/23/23:** Signed a one-year contract with a franchise player tag.
- 4/26/19:** Drafted in the fourth round (128th overall) by Dallas.

**2022:**

- Set the tone for the Dallas rushing attack, toting the rock 193 times for 1,007 yards - his first career 1,000-yard season - and nine scores, averaging 5.2 yards-per-carry to rank third in the NFL and earn his first Pro Bowl nod.
- Also caught a career-high tying 39 passes for a career-best 371 yards and three scores. Combining his rushing and receiving average, he led the NFL with 5.94 yards-per-touch.
- Led the team with 105 yards (8.1 avg.) on 13 carries at the N.Y. Giants (9/26).
- Provided 86 yards on eight carries with a 57-yard rushing score at the LA Rams (10/9) - the second-longest rushing score of his career.
- Hauled the ball 14 times for 131 yards and a career-best three rushing scores against Chicago (10/30) - the first Cowboy with three rushing scores since Dak Prescott had three at Atlanta (9/20/20).
- Scored the rock a career-high 22 times for 115 yards and a score at Green Bay (11/13), topping 3,000 career scrimmage yards in the process.

- Named a team captain and finished with a career-high 189 scrimmage yards (109 receiving; 80 rushing) and two receiving scores at Minnesota (11/20). Became the fourth NFL player since 1990 with at least 75 rushing yards, 100 receiving yards and two touchdowns in a game, joining Joey Galloway, Todd Gurley and LaDainian Tomlinson.
- Led the offense with 19 carries for 75 yards and caught four passes for 31 yards at Jacksonville (12/14) - his seventh game with 100 scrimmage yards.
- Was Inactive/Injured (thigh) at Tennessee (12/29), then rushed seven times for 19 yards at Washington (1/8/23) to surpass 1,000 yards on the ground for the first time in his career.
- Led all rushers with 77 yards on 15 carries in the Wild Card Game at Tampa Bay (1/26/23), then had 22 yards on 11 carries in the Divisional Round at San Francisco (1/22/23) before an ankle injury ended his postseason.

**2021:**

- Rushed for 719 yards and two touchdowns on 130 carries (5.5 avg.) and caught 39 passes for 337 yards in 15 games played as a reserve running back.
- Also recorded 17 kick returns for 481 yards (28.8) and his first career score while tying for second on the team with five special teams tackles.
- Had 109 yards and a score on 13 carries and caught three balls for 31 yards in the win at the LA Chargers (9/19).
- Had 14 carries for 75 yards as he teamed with Elliott to give Dallas 200 total rushing yards for the second consecutive game in the win over the N.Y. Giants (10/10).
- Selected as the special teams captain at Minnesota (10/31) and rushed for 26 yards on seven carries, caught one pass for one yard, returned one kickoff 22 yards and had one stop on special teams.
- Had his first career kick return for a touchdown, taking one 100 yards and finishing the Thanksgiving Day game against Las Vegas (11/25) with three returns for 129 yards, 10 rushes for 36 yards, four receptions for 32 yards and two special teams tackles.
- Had a career-long 58-yard scoring jaunt, finishing at New Orleans (12/2) with 71 yards on seven carries, catching two passes for three yards and returning one kick 22.
- At the N.Y. Giants (12/19) led the team with 74 yards on 12 runs and caught three passes for 13 yards, then was the offensive captain against Washington (12/26).
- With nine rushing yards and 49 receiving yards against Arizona (1/2/22), topped 1,000 scrimmage yards on the season - his first career 1,000 scrimmage yard season.

**2020:**

- Played in all 16 games, starting the first two games of his career, and rushed for 435 yards and four touchdowns on 101 carries while catching 28 passes for 193 yards and a touchdown.
- Was fourth in the NFL with 766 kickoff return yards and tied for second with 32 returns.
- Twice selected as a team captain - once on offense and once on special teams.
- Logged his first career start as Dallas opened against Atlanta (9/20) with two running backs. Topped 100 kickoff return yards for the first time in his career.
- Notched a season-long kickoff return of 67 yards at Washington (10/15).
- Selected as a team captain for the game at Philadelphia (11/1) and rushed seven times for 40 yards, caught two passes for 24 and returned three kicks for 49.
- Selected as the special teams captain for Week 11 at Minnesota (11/22) and rushed five times for 60 yards with a 42-yard touchdown.
- Went for a season-high 126 kickoff return yards at Baltimore (12/8).

**2019:**

- Served as the primary backup to Elliott and played in 15 games, rushing 86 times for 455 yards (5.3) with two touchdowns. Added 15 catches for 107 yards and a touchdown and returned 14 kickoffs 245 yards.
- Made his NFL debut in the opener against the N.Y. Giants (9/8) and had 24 yards on 13 carries, then had his first career catch the next week for three yards at Washington (9/15).
- Tallied his first career 100-yard outing and touchdown, finishing the game against Miami (9/22) with 103 yards and the touchdown. Teamed with Elliott (125) to mark the fourth time in franchise history the Cowboys had a pair of 100-yard rushers in the same game.
- Had his first career receiving touchdown at Detroit (11/17). Along with Elliott's receiving score, it marked the first time since 2001 Dallas had two running backs each with a receiving touchdown.
- Had a season-high 131 yards on 12 carries with a touchdown and a season-long of 44 yards against the LA Rams (12/15). With Elliott's 117 yards, it was the second time on the season Dallas had two rushers top 100 yards in the same game - the first time it has happened multiple times in a season and fifth time overall. The last NFL team with two rushers topping 100 yards each in a game multiple times in a season was Houston in 2011.

**COLLEGE:**

- Set career-bests with 78 rush attempts for 552 yards and six touchdowns, adding 39 catches for 458 yards and three touchdowns through the air as a junior.
- Named first-team All-America by Walter Camp and Football Writers of America after leading the nation in kick return average (40.0) and tied for the lead with four kick return touchdowns. Played in all 13 games and finished with 1,649 all-purpose yards (fourth-most in school history), recording 36 catches for 536 yards, 230 rushing yards and 10 total touchdowns.
- Played in all 13 games with seven starts as a redshirt freshman, ranking among FBS leaders in kick return yards (1,068, second) and touchdowns (two, second).
- Finished third on the team with 29 catches for 298 yards and two touchdowns, adding 159 yards on the ground.
- Redshirted as a true freshman in 2015.

**PERSONAL:**

- Was a two-way all-district selection at both wide receiver and defensive back at Melrose High School in Memphis, Tenn., registering over 1,200 receiving yards and 20 touchdowns a senior in 2014.
- Earned his degree in sport and leisure management at Memphis.

**COMMUNITY:**

- 2019 Rookie Club presented by Essilor USA.
- 2019 Reliant Home Run Derby benefiting the Salvation Army.
- 2019 Dallas Cowboys U High School Camp.
- 2019 Early Thanksgiving Day Meal at The Salvation Army.
- Annual Team Holiday Hospital Visits.
- Kick Off Luncheon and Dallas Cowboys Family Cookbook benefiting Happy Hill Farm.
- Make-A-Wish Foundation of North Texas.
- Salvation Army Angel Tree Christmas Program.

## POLLARD'S COWBOYS TOTALS

Year Team	GP-GS	RUSHING					RECEIVING				
		No	Yds	Avg	Long	TD	No	Yds	Avg	Long	TD
2019 Dallas	15-0	86	455	5.3	44t	2	15	107	7.1	21t	1
2020 Dallas	16-2	101	435	4.3	42t	4	28	193	6.9	30	1
2021 Dallas	15-0	130	719	5.5	58t	2	39	337	8.6	32	0
2022 Dallas	16-4	193	1,007	5.2	57t	9	39	371	9.5	68t	3
<b>Totals</b>	<b>62-6</b>	<b>510</b>	<b>2,616</b>	<b>5.1</b>	<b>58t</b>	<b>17</b>	<b>121</b>	<b>1,008</b>	<b>8.3</b>	<b>68t</b>	<b>5</b>
<b>Playoffs</b>											
2021 Dallas	1-0	4	14	3.5	8	0	2	12	6.0	10	0
2022 Dallas	2-0	21	99	4.7	18	0	5	23	4.6	8	0
<b>Totals</b>	<b>3-0</b>	<b>25</b>	<b>113</b>	<b>4.5</b>	<b>18</b>	<b>0</b>	<b>7</b>	<b>35</b>	<b>5.0</b>	<b>10</b>	<b>0</b>
<b>KICKOFF RETURNS</b>											
Year Team	No	Yds	Avg	Long	TD	SPECIAL TEAMS TACKLES					
2019 Dallas	14	245	17.5	30	0	ST	AT	TT	FF	FR	Bik
2020 Dallas	32	766	23.9	67	0	0	0	0	0	0	0
2021 Dallas	17	489	28.8	100t	1	5	0	5	0	0	0
2022 Dallas	0	0	0.0	0	0	0	0	0	0	0	0
<b>Totals</b>	<b>63</b>	<b>1,500</b>	<b>23.8</b>	<b>100t</b>	<b>1</b>	<b>6</b>	<b>0</b>	<b>6</b>	<b>0</b>	<b>0</b>	<b>0</b>
<b>Playoffs</b>											
2021 Dallas	2	50	25.0	32	0	0	0	0	0	0	0
2022 Dallas	0	0	0.0	0	0	0	0	0	0	0	0
<b>Totals</b>	<b>2</b>	<b>50</b>	<b>25.0</b>	<b>32</b>	<b>0</b>	<b>0</b>	<b>0</b>	<b>0</b>	<b>0</b>	<b>0</b>	<b>0</b>

### SINGLE-GAME HIGHS

- Carries – 22 at Green Bay, 11/13/22
- Rushing Yards – 131 vs. LA Rams, 12/15/19 and vs. Chicago, 10/30/22
- Rush Average – 12.0 (5 for 60) at Minnesota, 11/22/20
- Long Run – 58t at New Orleans, 12/2/21
- Rushing Touchdowns – 3 vs. Chicago, 10/30/22
- Receptions – 6 four times, last vs. Philadelphia, 12/24/22
- Receiving Yards – 109 at Minnesota, 11/20/22
- Long Reception – 68t at Minnesota, 11/22/22
- Receiving Touchdowns – 2 at Minnesota, 11/20/22
- Kickoff Returns – 5 vs. Atlanta, 9/20/20
- Kickoff Return Yards – 129 vs. Las Vegas, 11/25/21
- Long Kickoff Return – 100t vs. Las Vegas, 11/25/21

### POLLARD'S CAREER GAME-BY-GAME RUSHING

Game	2019 (Dallas)					Game	2020 (Dallas)				
	No	Yds	Avg	Long	TD		No	Yds	Avg	Long	TD
W-NYG 9/8	13	24	1.8	6	0	L-@ LAR 9/13	2	10	5.0	6	0
W-@ Was 9/15	4	22	5.5	10	0	W-Atl 9/20	2	6	3.0	3	0
W-Mia 9/22	13	103	7.9	28	1	L-@ Sea 9/27					
L-@ NO 9/29						L-Cle 10/4	3	16	5.3	8	1
L-GB 10/6	4	19	4.8	7	0	W-NYG 10/11	6	30	5.0	13	0
L-@ NYJ 10/13	3	13	4.3	10	0	L-Ari 10/19	10	31	3.1	12	0
W-Phi 10/20	8	28	3.5	11	0	L-@ Was 10/25	8	16	2.0	6	0
W-@ NYG 11/4	3	21	7.0	10	0	L-@ Phi 11/1	7	40	5.7	14	0
L-Min 11/10	1	-4	-4.0	-4	0	L-Pit 11/8	9	57	6.3	20	0
W-@ Det 11/17	2	12	6.0	7	0	W-@ Min 11/22	5	60	12.0	42t	1
L-@ NE 11/24	4	19	4.8	8	0	L-Was 11/26	4	12	3.0	5	0
L-Buf 11/28	3	7	2.3	4	0	L-@ Bal 12/3	8	22	2.8	12	0
L-@ Chi 12/5		INACTIVE/INJURED-Ankle				W-@ Cin 12/13	11	39	3.5	17	0
W-LAR 12/15	12	131	10.9	44t	1	W-SF 12/20	12	69	5.8	40t	2
L-@ Phi 12/22	2	0	0.0	1	0	W-Phi 12/27	9	12	1.3	7	0
W-Was 12/29	14	60	4.3	11	0	L-@ NYG 1/3/21	5	15	3.0	6	0
<b>Totals</b>	<b>86</b>	<b>455</b>	<b>5.3</b>	<b>44t</b>	<b>2</b>	<b>Totals</b>	<b>101</b>	<b>435</b>	<b>4.3</b>	<b>42t</b>	<b>4</b>

Game	2021 (Dallas)				
	No	Yds	Avg	Long	TD
L-@ TB 9/9.....	3	14	4.7	11	0
W-@ LAC 9/19.....	13	109	8.4	28	1
W-Phi 9/27.....	11	60	5.5	11	0
W-Car 10/3.....	10	67	6.7	18	0
W-NYG 10/10.....	14	75	5.4	17	0
W-@ NE 10/17.....	10	41	4.1	9	0
W-@ Min 10/31.....	7	26	3.7	7	0
L-Den 11/7.....	4	11	2.8	8	0
W-Atl 11/14.....	11	42	3.8	15	0
L-@ KC 11/21.....	7	50	7.1	31	0
L-LV 11/25.....	10	36	3.6	12	0
W-@ NO 12/2.....	7	71	10.1	58t	1
W-@ Was 12/12 ..		INACTIVE/INJURED-Foot			
W-@ NYG 12/19.....	12	74	6.2	17	0
W-Was 12/26.....	8	34	4.3	9	0
L-Ari 1/2/22.....	3	9	3.0	5t	0
W-@ Phi 1/8/22 ..		INACTIVE			
<b>Totals</b> .....	<b>130</b>	<b>719</b>	<b>5.5</b>	<b>58t</b>	<b>2</b>

Playoffs					
L-SF 1/16/22.....	4	14	3.5	8	0

Game	2022 (Dallas)				
	No	Yds	Avg	Long	TD
L-TB 9/11.....	6	8	1.3	9	0
W-Cin 9/18.....	9	43	4.8	17	1
W-@ NYG 9/26.....	13	105	8.1	46	0
W-Was 10/2.....	8	6	0.8	9	0
W-@ LAR 10/9.....	8	86	10.8	57t	1
L-@ Phi 10/16.....	11	44	4.0	15	0
W-Det 10/23.....	12	83	6.9	28	0
W-Chi 10/30.....	14	131	9.4	54t	3
L-@ GB 11/13.....	22	115	5.2	14	1
W-@ Min 11/20.....	15	80	5.3	20	0
W-NYG 11/24.....	18	60	3.3	13	0
W-Ind 12/4.....	12	91	7.6	30t	2
W-Hou 12/11.....	10	42	10.2	18	1
L-@ Jac 12/18.....	7	126	18.0	39	0
W-Phi 12/24.....	9	19	2.1	8	0
W-@ Ten 12/29.....		INACTIVE/INJURED-Thigh			
L-@ Was 1/8/23.....	7	19	2.7	5	0
<b>Totals</b> .....	<b>193</b>	<b>1,007</b>	<b>5.2</b>	<b>57t</b>	<b>9</b>

Playoffs					
W-@ TB 1/16/23..	15	77	5.1	18	0
L-@ SF 1/22/23 ..	6	22	3.7	10	0
<b>Totals</b> .....	<b>21</b>	<b>99</b>	<b>4.7</b>	<b>18</b>	<b>0</b>

# DAK PRESCOTT

4 • Quarterback

6-2 • 228 • 7/29/93

Mississippi State • D4b-16 (135th overall)


NFL: 8th Year • Cowboys: 8th Year

Games/Starts: 2022-12/12; Career-97/97

Postseason: 2022-2/2; Career-6/6



**PRO:** With their eyes toward the future, the Dallas Cowboys picked Dak Prescott out of Mississippi State with the team's second selection in the fourth round (135th overall) of the 2016 NFL Draft. The move was a rare one for Dallas, as Prescott became the first quarterback drafted by the Cowboys since Stephen McGee in 2009, and only the fifth in the common draft since Jerry Jones bought the team in 1989. Prescott was slotted as Dallas' third quarterback when 2016 training camp opened, but midway through camp, a leg injury to Kellen Moore made Prescott Tony Romo's backup. His role as the primary backup was short-lived as Prescott was thrust into the role as the club's starter after Romo suffered a back injury in a preseason game at Seattle. After losing the season opener, Prescott led the Cowboys on a club-record 11-game win streak to a franchise-tying 13-3 record and the NFC East Division crown. Prescott set club rookie records with 3,667 yards, 23 touchdowns and four interceptions on 311-of-459 passing (67.8%) for an NFL rookie record 104.9 rating while becoming the first quarterback in NFL history drafted in the fourth round-or-later to start all 16 games as a rookie. He also became the first rookie quarterback in team history to be named to the Pro Bowl and the first to win AP Offensive Rookie of the Year. He returned as the incumbent starter and was elected as a team captain by teammates, finishing 2017 with 3,324 yards and 22 touchdowns to become the first quarterback in team history to pass for at least 3,000 yards and 20 touchdowns in each of his first two pro seasons. Prescott extended that streak to three seasons, finishing 2018 with 3,885 yards and 22 touchdowns while completing 356 passes on 526 attempts as he propelled Dallas to a 10-6 record and its second NFC East Division crown on his watch. In 2019 Prescott led Dallas to an 8-8 record, barely missing the playoffs, as he became only the second Cowboys quarterback to top 4,000 yards in a season, finishing with 4,902 yards - second in team history. He also had career-bests in attempts (596-second in team history), completions (368-second) and passing touchdowns (30-fifth), while finishing with his second-best passer rating (99.7-fifth). Prescott's fifth season was off to an explosive start before it came to a crashing end just five weeks in, suffering a devastating ankle injury that required surgery. Through five games, Prescott led all NFL passers in attempts (222), completions (151) and passing yards (1,856) while tying for fourth with nine scores and placing sixth with a 99.6 rating. After undergoing surgery and spending the remainder of the season intensely rehabbing the injury, Prescott was awarded for his performance on and off the field, signing the biggest contract in team history on March 10, 2021, keeping him in Dallas through at least 2024. In his return to the field in 2021, Prescott made a statement as he completed a career-high (second in team history) 410 passes on 596 attempts (tied for second in his career and in team history) for 4,449 yards (fourth in team history) and a club-record 37 touchdowns. While throwing only 10 interceptions on the year, he was third in the NFL with a 104.2 rating (second in his career, fourth in team history). Prescott's 2022 campaign was beset with another injury out of the gate, as he suffered a thumb injury in the season-opening game and required surgery, causing him to miss five games. He returned in Week 7 and led an offense that ranked first in the NFL in points-per-game (31.3) and third down conversion rate (52.3%), and ranked third in yards-per-game (384.3) from Weeks 7-18. Overall, Prescott threw 23 touchdowns against 15 interceptions for 2,860 yards and a 91.1 passer rating, leading the Cowboys to a Wild Card victory at Tampa Bay, the club's first road playoff victory since 1992, only to fall to San Francisco in the Divisional Round. Overall, Prescott threw for 2,860 yards and 23 touchdowns against 15 interceptions, completing 66.2% of his



STAFF  
TONY POLLARD  
2022 SEASON  
RECORDS  
PLAYOFF RECORDS  
HISTORY  
SIDELINES

passes on the year. Despite his season ending prematurely, Prescott was awarded with one of the highest honors in the NFL when he received the Walter Payton Man of the Year trophy for his outstanding community service efforts off the field, as well as excellence on the field. Prescott became the fourth Cowboys player to be bestowed with the honor, joining Roger Staubach, Troy Aikman and Jason Witten.

**TRANSACTION SUMMARY:**

- 3/10/21:** Signed a four-year contract with Dallas through 2024.
- 10/19/20:** Placed on Reserve/Injured with an ankle injury.
- 6/22/20:** Signed a one-year contract with a franchise player tag.
- 4/30/16:** Drafted in the fourth round (135th overall) by Dallas.

**2022:**

- Received the Walter Payton Man of the Year trophy for his outstanding community service efforts off the field, as well as excellence on the field - the fourth Cowboys player to be bestowed with the honor, joining Roger Staubach (1978), Troy Aikman (1997) and Jason Witten (2012).
- Threw 23 touchdowns against 15 interceptions while completing 261-of-394 passes for 2,860 yards and a 91.1 passer rating despite missing five games with a thumb injury.
- Also rushed 45 times for 182 yards and a score.
- Opened the season against Tampa Bay (9/11) connecting on 14-of-29 passes for 134 yards and one pick, leaving the game early with the thumb injury and missing the next five games.
- Named a team captain in his return to action in Week 7 against Detroit (10/23), completing 19-of-25 passes for 207 yards and a touchdown, registering a 76.0% completion percentage and a 113.3 passer rating - his 45th game with a 100.0-or-better passer rating to break a tie with Aikman (44) for the second-most all-time in Cowboys history.
- Passed Danny White (44) for the third-most multi-touchdown games in team history, recording his 45th after throwing for 250 yards and two scores on 21-of-27 passing against Chicago (10/30).
- Was 22-of-25 (88.0%) for 276 yards, two touchdowns and a 139.3 passer rating in a win at Minnesota (11/20). His 88.0 completion percentage was the second-highest of his career (88.6%, against Tampa Bay, 12/18/16), and he recorded a season-long 68-yard scoring strike to Tony Pollard, surpassing 150 career touchdown tosses on the play - the most touchdown throws by a Cowboys quarterback in his first seven seasons.
- Completed 20-of-30 passes for 170 yards, three touchdowns and an interception against Indianapolis (12/4), leading the offense to a season-best 54 points and passing Staubach (153) and White (155) for third on the Cowboys all-time passing touchdowns list.
- Finished 24-of-39 for 284 yards with one touchdown and two interceptions against Houston (12/11), engineering an 11-play, 98-yard game-winning touchdown drive with 3:20 left in the fourth quarter to mark his 18th career game-winning drive - second in team history behind Romo (24).
- Threw for a season-high 347 yards on 27-of-35 passing with three touchdowns and an interception against Philadelphia (12/24) - his only 300-yard performance of the season.
- Tied Aikman (165) for the second-most touchdown throws by a Cowboys quarterback by throwing two at Tennessee (12/29), then broke the tie with a passing score the following week in the regular season finale at Washington (1/8/23).
- Named a team captain for the postseason and recorded one of the top postseason performances by a Cowboys quarterback in the Wild Card game at Tampa Bay (1/16/23), throwing for 305 yards, four touchdowns and no interceptions on 25-of-33 passing for a postseason career-best 143.3 passer rating, adding a rushing score as well. Became the first passer in team history to rack up five combined touchdowns in a postseason game and joined Aikman (Buffalo, 1/31/93) and Staubach (LA Ram, 1/4/76) as the third Cowboys quarterback to throw four passing scores in a postseason contest.
- Completed 23-of-37 passes for one touchdown with two interceptions, adding four carries for 22 yards on the ground in the Divisional Round loss at San Francisco (1/22/23).

**2021:**

- Threw a team-record 37 touchdowns and totaled 4,449 yards (fourth in team history) with 10 interceptions, completing a career-high 410 passes (second in team history) on 596 attempts (second in his career and in team history) for a 104.2 rating (second in his career, third in the NFL in 2021 and fourth in team history).
- Added 48 runs for 146 yards and a touchdown.
- Took home the club's Ed Block Courage Award for overcoming his injury suffered in 2021 and also earned NFC Offensive Player of the Week three times on the season - Weeks 6, 16 and 18.
- Named the offensive captain in his return to the field in the opener at Tampa Bay (9/9) and completed 42 passes on a career-high tying 58 attempts for 403 yards, three touchdowns and an interception.
- Completed 23-of-27 passes (85.2%) for 237 yards with one interception in the win at the LA Chargers (9/19).
- In the home-opening Monday night win over Philadelphia (9/27), went 21-of-26 for 238 yards with three touchdowns and a 143.3 rating (third in his career).
- Threw for four touchdowns and 188 yards on 14-of-22 passing against Carolina (10/3), notching his 21st career game with at least three touchdowns and his fifth career game with at least four. Three of his touchdowns came in the third quarter, becoming the second Cowboy (Romo in 2007) to have three touchdowns in a quarter.
- Led Dallas to a big win over the N.Y. Giants (10/10), completing 22-of-32 passes for 302 yards, three touchdowns and an interception. Moved into third in team history with his 38th career 100.0-rating game (116.9) and notched his third straight game with at least three touchdowns.
- Selected as the offensive captain and earned NFC Offensive Player of the Week honors for his performance at New England (10/17). Threw for a season-high 445 yards and three touchdowns, including the 35-yard game-winner in overtime, on 36-of-51 passing (70.6%) with a 108.7 quarterback rating.
- At Minnesota (10/31) was inactive for the first time in his career after suffering a calf injury on the final play of the Patriots game.
- Added his 25th career rushing score while going 24-of-31 passing for 296 yards and two touchdowns with a 127.9 rating in the 40-point win over Atlanta (11/14).
- On Thanksgiving Day against Las Vegas (11/25), passed White (1,761) for third in completions in franchise history, finishing 32-of-47 for 375 yards, two touchdowns and a 106.3 rating.
- Selected as a team captain for the game at New Orleans (12/2) and completed at least 65.0% of his passes for the ninth time on the season.
- Earned NFC Offensive Player of the Week honors after his performance against Washington (12/26), completing 28-of-39 passes (71.8%) for 330 yards and four touchdowns for a 131.4 rating. Became the first quarterback

in NFL history to throw a touchdown to a running back (Ezekiel Elliott), wide receiver (Amari Cooper), tight end (Daiton Schultz) and offensive lineman (Terence Steele) in a regular season game.

- Throwing for 226 yards against Arizona (1/2/22), topped 4,000 yards on the season for the second time in his career. His three touchdowns gave him 32 for the season - a career-high - and marked his 10th multi-touchdown game of the season.
- Threw a single-game career-high and franchise-record tying five touchdowns on 21-of-27 passes for 295 yards and a 151.8 rating in just three quarters in the season finale at Philadelphia (1/8/22), giving him a club record 37 touchdowns on the season.

#### 2020:

- Missed 11 games on Reserve/Injured after suffering an ankle injury Week 5 against the N.Y. Giants (10/11).
- Finished the season completing 151-of-222 passes (68.0) for 1,856 yards with nine touchdowns to four interceptions in just five starts.
- Added three rushing touchdowns and 93 yards on 18 carries and caught his first career pass for an 11-yard touchdown in the game he suffered the injury.
- Selected as the offensive captain for Week 1.
- Took home NFC Offensive Player of the Week honors after going 34-of-47 for 450 yards and a touchdown while rushing five times for 18 yards and three touchdowns against Atlanta (9/20) to become the first NFL passer to throw for 400 yards and rush for three scores. It was the first multi-rushing touchdown game by a Dallas quarterback since Aikman (two, against Arizona, (9/6/98) and the first to rush for three in the NFL since Russell Wilson against Buffalo (12/16/12).
- At Seattle (9/27) completed 37-of-57 passes for 472 yards with three touchdowns and two interceptions. His 57 throws were a then career-high and his 37 completions were then second. For the first time in club history a Dallas quarterback passed for 400 yards in consecutive games, and only Ryan Fitzpatrick (three games in 2019) held a longer streak.
- Tied Fitzpatrick (three in 2019) for the most consecutive 400-yard games in NFL history, throwing for a personal-best 502 yards (second in team history) with four touchdowns on 41-of-58 passes with one interception against Cleveland (10/4). Became only the second Dallas quarterback to pass for 500 yards in a game (Romo, 506, vs. Denver, 10/6/13).
- Went 14-of-21 for 166 yards with a touchdown, rushed two times for seven yards and caught an 11-yard touchdown pass from Cedrick Wilson before a fractured ankle ended his season against the N.Y. Giants. Became the second Cowboys quarterback with a touchdown catch (White, twice).

#### 2019:

- Became only the second quarterback - fifth time - in franchise history to pass for 4,000 yards and 30 touchdowns in a single season.
- Set single-season career-highs in passing yards (4,902 - second in franchise history), attempts (596 - second) and yards-per-attempt (8.2).
- Part of the first group in team history to boast a 4,000-yard passer (Prescott), a 1,000-yard rusher (Elliott) and a 1,000-yard receiver (two - Cooper and Michael Gallup) in a season.
- Twice named NFC Offensive Player of the Week - Weeks 1 and 11.
- Selected as a team captain for 2019.
- Named NFC Offensive Player of the Week after notching his second career 400-yard game, opening the season against the N.Y. Giants (9/8) with 405 yards and four touchdowns on 25-of-32 passes (78.1) with a perfect quarterback rating (158.3). He became the second Cowboy with a perfect rating (Craig Morton) and the fourth quarterback to register a perfect rating while attempting at least 30 passes in league history.
- Started his 50th career game and completed 26-of-30 passes for 269 yards and three touchdowns at Washington (9/15). His 86.7 completion percentage was then second in his career, and he completed a career-high tying 18 consecutive passes (second in team history). Rushed for 69 yards with a 42-yard long - longest by a Dallas quarterback. Also topped 1,000 career rushing yards.
- With two touchdowns against Miami (9/22), reached 75 career touchdowns passes, doing so in 51 games - the second-fastest Cowboy to reach the mark in games played under center (Romo-37) and fastest in total games.
- Had a season-high 463 yards on 27-of-44 passes with two touchdowns and three picks against Green Bay (10/6).
- Added rushing touchdowns in consecutive games with one each at the N.Y. Jets (10/13) and against Philadelphia (10/20), giving him the most career rushing touchdowns by a Cowboys quarterback (21).
- Earned NFC Offensive Player of the Week honors (second time on the season) at Detroit (11/17) after throwing for 444 yards and three touchdowns on 29-of-44 passes with a 116.6 rating.
- Established a single-season high in passing yards after throwing for 334 yards at Chicago (12/5) to become the second Cowboys passer (Romo) to top 4,000 yards in a season.

#### 2018:

- Started all 16 games for the third consecutive season - the first Cowboys signal caller to start all 16 games in each of his first three seasons.
- Led Dallas to a 10-6 record and the NFC East championship - his second title in three years.
- Named to the Pro Bowl as a replacement for Drew Brees.
- Had then career-highs for attempts (526), completions (356) and passing yards (3,885) with 22 touchdowns, eight interceptions and a 96.9 rating.
- Also rushed a club quarterback record 75 times for 305 yards and six scores, tying his club record.
- Topped Morton (685) for sixth in completions in team history after throwing for 255 yards and two touchdowns on 17-of-27 passes. Led Dallas on his 10th game-winning drive - sixth come-from-behind win.
- Rushed a career-high 11 times for a career-high (second among quarterbacks in team history) 82 yards in the win against Jacksonville (10/14). Led the team on four straight scoring drives to open the game, throwing for 183 yards and two touchdowns on 17-of-27 passes.
- Had 289 yards with two touchdowns, including a career-long 90-yarder, and a season-best 121.6 rating on 22-of-31 passing on Thanksgiving Day against Washington (11/22). His 90-yard scoring throw to Cooper tied the third-longest passing play in team history. He also rushed for a touchdown, giving him three straight games with a rushing score - longest streak in his career.
- Completed 18 consecutive passes (career-best and second in team history), finishing the game against New Orleans (11/29) with 248 yards and a score on 24-of-28 passes (85.7). Threw for 192 yards in the first half.
- Had then season-highs for attempts (54) and completions (42) for 455 yards, three touchdown throws and 23 passing first downs in the win over Philadelphia (12/9). Had a long pass of 75 yards for a touchdown, his second 75-plus yard scoring toss of the season. Also crossed 10,000 career passing yards in the game.
- Threw a season-high four touchdown passes with 387 yards on 27-of-44 passes with a 120.2 rating in the finale at the N.Y. Giants (12/30).

## STAFF

- Went 22-of-33 (66.7) for 226 yards with one touchdown and an interception in the Wild Card win over Seattle (1/5/19). Also rushed six times for 29 yards with one touchdown to become the first Cowboys passer with a rushing and a passing score in a playoff game.
- Completed 20-of-32 passes for 266 yards and a touchdown in the Divisional Playoff at the LA Rams (1/12/19).

**2017:**

- Selected as a team captain and started all 16 games, completing 308-of-490 passes (62.9%) for 3,324 yards, 22 touchdowns and 13 interceptions.
- Had a team quarterback record 357 rushing yards with six touchdowns on 57 runs.
- On his second attempt at Denver (9/17), became the first quarterback in NFL history to have less than five interceptions in his first 500 career attempts. Attempted a then career-high 50 passes, completing 30.
- Threw for three touchdowns in consecutive games (vs. LA Rams, 10/1, and vs. Green Bay, 10/8) for the first time in his career. Also rushed for a score against the Packers.
- Became the 10th Dallas Cowboy to reach 5,000 passing yards and the third Cowboy (sixth time) to register three consecutive games with three touchdown passes, finishing at San Francisco (10/22) 16-of-25 for 234 yards and three touchdowns. Rushed for one touchdown and 26 yards on four carries.
- With a rushing score against Kansas City (11/5), became the third Cowboys quarterback with 10 career rushing touchdowns and the second NFL passer (Cam Newton) with at least 35 passing scores and 10 rushing scores in a player's first two seasons.
- With his rushing touchdown at Atlanta (11/12), joined Dan Marino, Daunte Culpepper and Kurt Warner as the only quarterbacks in NFL history with 50 combined (passing and rushing) touchdowns in a player's first two seasons.
- Threw for 332 yards at the N.Y. Giants (12/10) with three touchdowns and a 131.7 rating on 20-of-30 passing. All three of his scores were from 20-or-more yards (20, 50 and 81). He also completed a 54-yard pass to make him one-of-two quarterbacks in 2017 (Russell Wilson) with three completions of 50-plus yards in a single game.
- With 32 rush yards at Oakland (12/17), became the fourth Dallas quarterback to rush for 300 yards in a season.

**2016:**

- Started all 16 games and steered the club to a franchise-tying 13-3 record, tying the most wins by a rookie quarterback in NFL history.
- Set club rookie records with 3,667 yards, 23 touchdowns and only four interceptions on 311-of-459 passing (67.8%) for an NFL rookie record 104.9 quarterback rating while becoming the first quarterback in NFL history drafted in the fourth round-or-later to start all 16 games as a rookie.
- Was the club's second-leading rusher - 57 for 282 yards (4.9) with six touchdowns - then the most by a Dallas quarterback in a season.
- Became the first rookie quarterback in team history to be named to the Pro Bowl and the first to win AP Offensive Rookie of the Year. Along with Elliott, the duo became the first pair of Dallas rookies to be selected to the Pro Bowl.
- Named NFL Offensive Rookie of the Month (November) as the first rookie quarterback in the Super Bowl era to go 4-0 with no interceptions in a calendar month. Became the first Dallas rookie quarterback to win the award.
- Made his NFL debut in the opener against the N.Y. Giants (9/11) as only the fourth rookie quarterback to start a season opener in team history. Completed 25-of-45 (55.6%) passes for 227 yards with no touchdowns and no interceptions. Was the 13th rookie quarterback to start a game for Dallas and the 40th different quarterback to start a game for the club.
- At Washington (9/18) earned his first win, completing 22-of-30 passes (73.3) for 292 yards. Added one rush for a six-yard touchdown - his first score as a pro. Set an NFL record by attempting 75 passes with no interceptions in the first two games of a player's career.
- Completed 19-of-24 passes (79.2) for 248 yards and his first career passing touchdown - a 17-yarder to Dez Bryant - and a 123.6 rating in the win over Chicago (9/25). Became the first rookie quarterback in team history with consecutive 100.0-rating games. Also added 36 yards on four runs with a touchdown.
- Against Cincinnati (10/9) completed 18-of-24 passes (75.0) for 227 yards and a touchdown and rushed seven times for four yards and a score. Logged his fourth straight 100.0-rating game - the longest streak and the most total games by a rookie in Cowboys history. Also had a 70.0-or-better completion percentage in his fourth straight game - longest by a rookie and tied Romo for the longest streak in club history.
- Established an NFL record with 176 consecutive attempts (Tom Brady-162) before throwing his first interception at Green Bay (10/16) for the longest streak by a quarterback to start his career. Logged his fifth straight 100.0-rating game - most by a rookie and tied the second-longest streak in team history.
- Led the team on a 10-point fourth quarter come back and overtime win against Philadelphia (10/30). Added a rushing touchdown. Took over the top spot, previously held by Aikman (1,773), for passing yards in a season by a club rookie.
- Threw for 247 yards and three touchdowns, completing 77.8% of his passes (21-of-27), no interceptions and a 141.8 rating at Cleveland (11/6). Became the third rookie quarterback with a seven-game win streak (Ben Roethlisberger, 2004 and Kyle Orton, 2005) and the first rookie in the NFL with six 100.0-rating games in his team's first eight games. His 141.8 rating was sixth by a rookie - second among those with 20-or-more attempts. Became the first Cowboys rookie quarterback with multiple three-touchdown games.
- In the win at Pittsburgh (11/13), completed 22-of-32 passes (68.8) for a season-high 319 yards (second by a rookie in team history) with two touchdowns and a 121.7 rating. It marked his eighth straight win, tying the second-longest streak by a rookie quarterback in NFL history. Had a season-long 83-yard scoring pass, along with a 50-yard scoring pass, becoming the first club rookie, seventh passer and 18th time a Cowboy had two 50-plus yard passing touchdowns in a game. Logged his seventh 100.0-rating game of the season - fourth in the NFL by a rookie and the first rookie in NFL history with seven 100.0-rating games in his team's first nine games.
- Against Baltimore (11/20) logged his eighth 100.0-rating game of the season - tied for second by an NFL rookie and tied for fifth in club history. Had his sixth game with a 70.0-or-better completion percentage, tied for the most by an NFL rookie. Had his second 300-yard game - most by a Dallas rookie. Became the fourth Cowboys quarterback with consecutive 300-yard days and became the first NFL rookie to pass for 300-plus yards and two-plus touchdowns with no interceptions in consecutive games.
- On Thanksgiving Day against Washington (11/24), completed 70.8% (17-of-24) of his passes for 195 yards, one touchdown and a 108.9 rating to tie Russell Wilson (nine) for the most 100.0-rating games by a rookie in the Super Bowl era. His nine 100.0-rating games also tied Romo for third in a Cowboys season. His 70.8 completion percentage gave him his NFL rookie record seventh 70.0-rating game.
- Logged his 10th 100.0-rating game at Minnesota (12/1) to tie Romo for the most in a season in club history.
- Had the club's highest single-game completion percentage - second in NFL history - with an 88.9% (minimum 30 attempts), completing 32-of-36 passes for 279 yards against Tampa Bay (12/18). Completed his first nine passes, then had a streak of eight before closing the game with 12 consecutive completions. Topped 70.0% in a

DAK  
PRESCOTT

## 2022 SEASON

## RECORDS

PLAYOFF  
RECORDS

## HISTORY

## SIDELINES



game for the eighth time to tie Aikman (1993) and Romo (2012) for the most games with a completion percentage above 70.0 in a season in team history. Completed each of his 11 second half throws to become the first rookie quarterback (minimum 10) to complete all of his second half passes. Added his sixth rushing score of the year, breaking a tie with Meredith for the most by a Dallas quarterback in a season.

- Completed 75.0% of his passes (15-of-20) and recorded a 148.3 rating - the highest rating by a Dallas rookie, ninth overall and second among rookies (minimum 20 attempts), 10th (minimum 10 attempts) in NFL history against Detroit (12/26). Threw three touchdowns - his fourth three-touchdown game of the season, tied for first by a rookie in league history. It was his club-record 11th 100.0-rating game to make him the first rookie in NFL history with 11 and the eighth different quarterback to 11. Established a club record with his ninth game above 70.0%. Became the first rookie in NFL history drafted in the fourth round-or-later to start each of his club's first 15 games and tied Roethlisberger (13) for the most wins by a rookie in league history. From the previous game, through his first four throws, had a streak of 16 consecutive completions - third in team history.
- Became the first Cowboys rookie quarterback to start a playoff game and just the second to attempt a postseason pass in the Divisional Game against Green Bay (1/15/17). Went 24-of-38 for 302 yards, three touchdowns and a 103.2 rating - all single-game postseason rookie highs - with one interception. His 302 yards were second by an NFL rookie in a postseason game and seventh in a playoff game overall in team history. He became the first NFL rookie passer with three scoring tosses in a playoff game, and his 103.2 rating was third by a league rookie.

#### COLLEGE:

- Completed 316-of-477 passes (66.2) for 3,793 yards with 29 touchdowns and five interceptions - all career-bests - while starting all 13 games as a senior at MSU. Also rushed 160 times for 588 yards (3.7) and 10 touchdowns.
- Accounted for 39 total touchdowns and 4,381 yards of total offense as one-of-four players nationally with at least 25 passing touchdowns and 10 rushing touchdowns.
- Started all 13 games as a junior and shattered 12 school single-season statistical records while leading the program to its highest poll finish since 1940 and its first Orange Bowl in 73 years.
- Was an honorable mention All-American while becoming the first finalist in school history for the Maxwell, Davey O'Brien and Johnny Unitas Awards.
- Broke school records for rushing yards by a quarterback (986), total offense (4,435), total offense per-game (341.2), touchdowns responsible (41), completion percentage (61.6), passing yards (3,449), passing yards-per-game (265.3), 200-yard passing games (12), passing touchdowns (27) and passing efficiency (151.7).
- Scored 15 touchdowns (14 rush, one receiving) to finish fifth nationally in points responsible for with 252.
- Was part of a two-quarterback system with Tyler Russell while seeing action in 11 total games - with seven starts - as a sophomore.
- Completed 156-of-267 passes for 1,940 yards with 10 touchdowns and seven picks, compiled a team-best 829 rushing yards on 134 carries with 13 scores, and also caught two passes - both for touchdowns.
- Set the then MSU single-season record for quarterback rushing yards with 829, while his 13 rushing scores were second-most by a quarterback in MSU history.
- Accounted for 25 touchdowns on the year, which ranked second in MSU history.
- Completed 18-of-29 passes for 194 yards with four touchdowns and no interceptions and rushed 32 times for 118 yards with four scores on the ground as a redshirt freshman.
- Sat out his true freshman year as a redshirt.

#### PERSONAL:

- Rayne Dakota "Dak" Prescott attended Haughton, La., High School where he was named first-team all-state by the Louisiana Sports Writers Association.
- Led the Buccaneers to an undefeated regular season and a berth in the 4A state quarterfinals as a senior and completed 159-of-258 passes (62.0) for 2,860 yards and 39 touchdowns and rushed for 951 yards and 17 touchdowns on 90 attempts (10.6).
- Earned his undergraduate degree in educational psychology in December 2014 and received his master's degree in workforce leadership in December 2015 while at Mississippi State.

#### COMMUNITY:

- 2016 Rookie club presented by UnitedHealthcare.
- 2016 Cowboys Youth Combine Guest Coach.
- 2016-19 Dallas Cowboys U High School Camp.
- 2016-20 NFL My Cause My Cleats campaign - American Cancer Society.
- 2017-18 Children's Cancer Fund Fashion Show.
- 2017 Draft Day/Fan Appreciation Party.
- 2017-19, 22 Reliant Home Run Derby benefiting The Salvation Army.
- 2017-19 Dirk Nowitzki Heroes Celebrity Baseball Game.
- 2017 The Salvation Army Disaster Relief Telethon for Hurricane Harvey.
- 2017-18, 2022 Early Thanksgiving Meal at The Salvation Army.
- 2018-19 hosts Woman's Football Clinic.
- 2019 visit to Café Momentum; a restaurant giving youth a second chance after the juvenile system.
- 2019 Grand Prairie Police Youth Boxing Gym grand opening.
- 2020 The Salvation Army virtual surprise with veterans receiving mental health and substance abuse counseling.
- 2022-23 NFL My Cause My Cleats campaign - Faith Fight Finish Foundation.
- 2022 Early Thanksgiving Day Meal at The Salvation Army.
- 2022 NFL Walter Payton Man of the Year recipient.
- Annually hosts youth football camps.
- Annual Team Holiday Hospital Visits.
- Kick Off Luncheon and Dallas Cowboys Family Cookbook benefiting Happy Hill Farm.
- Make-A-Wish Foundation of North Texas.
- Salvation Army Angel Tree Christmas Program.



**MISSION:** The Faith Fight Finish foundation by Dak Prescott invests in the future of our youth by empowering individuals, families, and communities to find strength through adversity. The foundation focuses on fighting cancer and offering assistance to those facing life-challenging hardships; in honor of Dak's Mom, Peggy!

## PRESCOTT'S COWBOYS TOTALS

		PASSING											
Year Team	GP-GS	Att	Cmp	Yds	Pct	Yds/Att	TD	TD%	Int	Int%	Long	Sacks	Rating
2016 Dallas	16-16	459	311	3,667	67.8	8.0	23	5.0	4	0.9	83t	25/143	104.9
2017 Dallas	16-16	490	308	3,324	62.9	6.8	22	4.5	13	2.7	81t	32/185	86.6
2018 Dallas	16-16	526	356	3,885	67.7	7.4	22	4.2	8	1.5	90t	56/347	96.9
2019 Dallas	16-16	596	388	4,902	65.1	8.2	30	5.0	11	1.8	62	23/151	99.7
2020 Dallas	5-5	222	151	1,856	68.0	8.4	9	4.1	4	1.8	58	10/66	99.6
2021 Dallas	16-16	596	410	4,449	68.8	7.5	37	6.2	10	1.7	51	30/144	104.2
2022 Dallas	12-12	394	261	2,860	66.2	7.3	23	5.8	15	3.8	68t	20/126	91.1
<b>Totals</b>	<b>97-97</b>	<b>3,283</b>	<b>2,185</b>	<b>24,943</b>	<b>66.6</b>	<b>7.6</b>	<b>166</b>	<b>5.1</b>	<b>65</b>	<b>2.0</b>	<b>90t</b>	<b>196/1,162</b>	<b>97.8</b>

		PASSING											
Year Team	GP-GS	Att	Cmp	Yds	Pct	Yds/Att	TD	TD%	Int	Int%	Long	Sacks	Rating
2016 Dallas	1-1	38	24	302	63.2	7.9	3	7.9	1	2.6	40t	2/11	103.2
2018 Dallas	2-2	65	42	492	64.6	7.6	2	3.1	1	1.5	44	2/18	91.3
2021 Dallas	1-1	43	23	254	53.5	5.9	1	2.3	1	2.3	38	5/40	69.3
2022 Dallas	2-2	70	48	511	68.6	7.3	5	7.1	2	2.9	46	2/8	101.5
<b>Totals</b>	<b>6-6</b>	<b>216</b>	<b>137</b>	<b>1,559</b>	<b>63.4</b>	<b>7.2</b>	<b>11</b>	<b>5.1</b>	<b>5</b>	<b>2.3</b>	<b>46</b>	<b>11/77</b>	<b>92.3</b>

		RUSHING					ADDITIONAL STATISTICS				
Year Team		No	Yds	Avg	Long	TD					
2016 Dallas		57	282	4.9	18	6	Receptions – 2020 (1 for 1, 11 yards, 1 TD)				
2017 Dallas		57	357	6.3	21	6	<b>SINGLE-GAME HIGHS</b>				
2018 Dallas		75	305	4.1	28	6	Attempts – 58 vs. Cleveland, 10/4/20 and at Tampa Bay, 9/9/21				
2019 Dallas		52	277	5.3	42	3	Completions – 42 vs. Philadelphia, 12/9/18 and at Tampa Bay, 9/9/21				
2020 Dallas		18	93	5.2	12	3	Completion Pct. – 88.9 vs. Tampa Bay, 12/18/16				
2021 Dallas		48	146	3.0	21	1	Yards – 502 vs. Cleveland, 10/4/20				
2022 Dallas		45	182	4.0	25	1	Touchdowns – 5 at Philadelphia, 1/9/22				
<b>Totals</b>		<b>352</b>	<b>1,642</b>	<b>4.7</b>	<b>42</b>	<b>26</b>	Rating – 158.3 vs. N.Y. Giants, 9/8/19				
<b>Playoffs</b>							Long – 90t vs. Washington, 12/9/18				
2016 Dallas		2	13	6.5	9	0	Carries – 11 vs. Jacksonville, 10/14/18				
2018 Dallas		8	32	4.0	16	2	Rushing Yards – 82 vs. Jacksonville, 10/14/18				
2021 Dallas		4	27	6.8	17	1	Long Rush – 42 at Washington, 9/15/19				
2022 Dallas		11	46	4.2	11	1	Rush Touchdowns – 3 vs. Atlanta, 9/20/20				
<b>Totals</b>		<b>25</b>	<b>118</b>	<b>4.7</b>	<b>17</b>	<b>4</b>					

PRESCOTT'S 300-YARD PASSING GAMES							
(23 TOTAL, 21 REGULAR SEASON, 2 POSTSEASON)							
502 vs. Cleveland, 10/4/20	405 vs. N.Y. Giants, 9/8/19	334 at Chicago, 12/5/19			<b>PLAYOFFS (2)</b>		
472 at Seattle, 9/27/20	403 at Tampa Bay, 9/9/21	332 at N.Y. Giants, 12/10/17			305 at Tampa Bay, 1/16/23		
463 vs. Green Bay, 10/6/19	397 vs. Minnesota, 11/10/19	330 vs. Washington, 12/26/21			302 vs. Green Bay, 1/15/17		
455 vs. Philadelphia, 12/9/18	387 at N.Y. Giants, 12/30/18	319 at Pittsburgh, 11/13/16					
450 vs. Atlanta, 9/20/20	375 vs. Las Vegas, 11/25/21	303 vs. Washington, 12/29/19					
445 at New England, 10/17/21	355 vs. Buffalo, 11/28/19	302 vs. N.Y. Giants, 10/10/21					
444 at Detroit, 11/17/19	347 vs. Philadelphia, 12/24/22	301 vs. Baltimore, 11/20/16					

### PRESCOTT'S TEAM-BY-TEAM RECORD (62-35 REG; 2-4 POST)

Team	W	L	Postseason
Arizona	1	1	.500
Atlanta	3	1	.750
Baltimore	1	0	1.000
Buffalo	0	1	.000
Carolina	1	1	.500
Chicago	2	1	.667
Cincinnati	1	0	1.000
Cleveland	1	1	.500
Denver	0	2	.000
Detroit	4	0	1.000
Green Bay	1	3	.250
Houston	1	1	.500
Indianapolis	1	1	.500
Jacksonville	1	1	.500
Kansas City	1	1	.500
LA Chargers	1	1	.500
LA Rams	1	2	.333
Miami	1	0	1.000
Minnesota	3	1	.750
New England	1	1	.500
New Orleans	2	1	.667
N.Y. Giants	10	2	.833
N.Y. Jets	0	1	.000
Oakland	1	0	1.000
Philadelphia	8	3	.727
Pittsburgh	1	0	1.000
San Francisco	2	0	1.000
Seattle	0	3	.000
Tampa Bay	2	2	.500
Tennessee	1	1	.500
Washington	9	2	.818
Green Bay	0	1	.000
L.A. Rams	0	1	.000
San Francisco	0	2	.000
Seattle	1	0	1.000
Tampa Bay	1	0	1.000

### PRESCOTT'S CAREER GAME-BY-GAME

Date	Opp	Att	Cmp	Yds	Pct	2016 (Dallas)		Int	Long	Sacks	Rating	W/L	Score
						Yds/Att	TD						
9/11	NYG	45	25	227	55.6	5.0	0	0	21	0/0	69.4	L	19-20
9/18	@ Was	30	22	292	73.3	9.7	0	0	29	4/14	103.8	W	27-23
9/25	Chi	24	19	248	79.2	10.3	1	0	47	0/0	123.6	W	31-17
10/2	@ SF	32	23	245	71.9	7.7	2	0	47	2/11	114.7	W	24-17
10/9	Cin	24	18	227	75.0	9.5	1	0	31	1/5	117.9	W	28-14
10/16	@ GB	27	18	247	66.7	9.1	3	1	42	2/14	117.4	W	30-16
10/30	Phi	39	19	287	48.7	7.4	2	1	53	2/14	79.8	W	29-23
11/6	@ Cle	27	21	247	77.8	9.1	3	0	35	0/0	141.8	W	35-10
11/13	@ Pit	32	22	319	68.8	10.0	2	0	83t	2/24	121.7	W	35-30
11/20	Bal	36	27	301	75.0	8.4	3	0	41	1/2	127.2	W	27-17
11/24	Was	24	17	195	70.8	8.1	1	0	26	1/5	108.9	W	31-26

2016 (Dallas), cont.													
Date	Opp	Att	Cmp	Yds	Pct	Yds/Att	TD	Int	Long	Sacks	Rating	W/L	Score
12/1	@ Min.....	18	12	139	66.7	7.7	1	0	56	3/15	108.3	W	17-15
12/11	@ NYG.....	37	17	165	45.9	4.5	1	2	31t	3/13	45.4	L	7-10
12/18	TB.....	36	32	279	88.9	7.8	0	0	23	3/15	99.0	W	26-20
12/26	Det.....	20	15	212	75.0	10.6	3	0	30	1/11	148.3	W	42-21
1/1/17	@ Phi.....	8	4	37	50.0	4.6	0	0	15	0/0	63.0	L	13-27
<b>Totals</b>		<b>459</b>	<b>311</b>	<b>3,667</b>	<b>67.8</b>	<b>8.0</b>	<b>23</b>	<b>4</b>	<b>83t</b>	<b>25/143</b>	<b>104.9</b>	<b>13-3</b>	

Playoffs													
1/15/17	GB.....	38	24	302	63.2	7.9	3	1	40t	2/11	103.2	L	31-34

2017 (Dallas)													
Date	Opp	Att	Cmp	Yds	Pct	Yds/Att	TD	Int	Long	Sacks	Rating	W/L	Score
9/10	NYG.....	39	24	268	61.5	6.9	1	0	35	1/5	90.5	W	19-3
9/17	@ Den.....	50	30	238	60.0	4.8	2	2	28t	2/10	68.6	L	17-42
9/25	@ Ari.....	18	13	183	72.2	10.2	2	0	53	1/9	141.7	W	28-17
10/1	LAR.....	36	20	252	55.6	7.0	3	1	36	2/1	93.8	L	30-35
10/8	GB.....	36	25	251	69.4	7.0	3	1	49	1/6	105.2	L	31-35
10/22	@ SF.....	25	16	234	64.0	9.4	3	0	72t	0/0	134.0	W	40-10
10/29	@ Was.....	22	14	143	63.6	6.5	0	0	25	2/5	82.2	W	33-19
11/5	KC.....	33	21	249	63.6	7.5	2	0	56	1/5	106.8	W	28-17
11/12	@ Atl.....	30	20	176	66.7	5.9	0	0	30	8/50	82.1	L	7-27
11/19	Phi.....	31	18	145	58.1	4.7	0	3	19	4/32	30.4	L	9-37
11/23	LAC.....	27	20	179	74.1	6.6	0	2	38	2/11	60.6	L	6-28
11/30	Was.....	22	11	102	50.0	4.6	2	0	24	1/9	93.4	W	38-14
12/10	@ NYG.....	30	20	332	66.7	11.1	3	0	81t	0/0	137.1	W	30-10
12/17	@ Oak.....	27	18	212	66.7	7.9	0	2	40	2/8	59.5	W	20-17
12/24	Sea.....	34	21	182	61.8	5.4	0	2	33	4/27	51.3	L	12-21
12/31	@ Phi.....	30	17	179	56.7	6.0	1	0	30	1/7	85.3	W	6-0
<b>Totals</b>		<b>490</b>	<b>308</b>	<b>3,324</b>	<b>62.9</b>	<b>6.8</b>	<b>22</b>	<b>13</b>	<b>81t</b>	<b>32/185</b>	<b>86.6</b>	<b>9-7</b>	

2018 (Dallas)													
Date	Opp	Att	Cmp	Yds	Pct	Yds/Att	TD	Int	Long	Sacks	Rating	W/L	Score
9/9	@ Car.....	29	19	170	65.5	5.9	0	0	20	6/32	81.1	L	8-16
9/16	NYG.....	25	16	160	64.0	6.4	1	0	64t	0/0	95.4	W	20-13
9/23	Sea.....	34	19	168	55.9	4.9	1	2	20	5/31	74.9	L	13-24
9/30	Det.....	27	17	255	63.0	9.4	2	0	38t	3/24	118.6	W	26-24
10/7	@ Hou.....	29	18	208	62.1	7.2	1	2	44	2/14	66.5	L (OT)	16-19
10/14	Jac.....	27	17	183	63.0	6.8	2	0	27	3/11	107.5	W	40-7
10/21	@ Was.....	35	22	273	62.9	7.8	1	0	49t	4/23	96.5	L	17-20
11/5	Ten.....	31	21	243	67.7	7.8	2	1	37	5/18	99.3	L	14-28
11/11	@ Phi.....	36	26	270	72.2	7.5	1	0	25	4/31	102.8	W	27-20
11/18	@ Atl.....	32	22	208	68.8	6.5	0	0	34	2/17	86.5	W	22-19
11/22	Was.....	31	22	289	71.0	9.3	2	0	90t	4/31	121.6	W	31-22
11/29	NO.....	28	24	248	85.7	8.9	1	0	40	7/40	115.5	W	13-10
12/9	Phi.....	54	42	455	77.8	8.4	3	2	75t	3/21	104.9	W (OT)	29-23
12/16	@.....	39	24	206	61.5	5.3	0	1	18t	3/26	64.7	L	0-23
12/23	TB.....	25	20	161	80.0	6.4	1	0	31t	1/9	106.8	W	27-20
12/30	@ NYG.....	44	27	387	61.4	8.8	4	0	49	4/19	120.2	W	36-35
<b>Totals</b>		<b>526</b>	<b>356</b>	<b>3,885</b>	<b>67.7</b>	<b>7.4</b>	<b>22</b>	<b>8</b>	<b>90t</b>	<b>56/347</b>	<b>96.9</b>	<b>10-6</b>	

Playoffs													
1/5/19	Sea.....	33	22	226	66.7	6.8	1	1	34	1/10	83.6	W	24-22
1/12/19	@ LAR.....	32	20	266	62.5	8.3	1	0	44	1/8	99.2	L	22-30
<b>Totals</b>		<b>65</b>	<b>42</b>	<b>492</b>	<b>64.6</b>	<b>7.6</b>	<b>2</b>	<b>1</b>	<b>44</b>	<b>2/18</b>	<b>91.3</b>	<b>1-1</b>	

2019 (Dallas)													
Date	Opp	Att	Cmp	Yds	Pct	Yds/Att	TD	Int	Long	Sacks	Rating	W/L	Score
9/8	NYG.....	32	25	405	78.1	12.7	4	0	62	0/0	158.3	W	35-17
9/15	@ Was.....	30	26	269	86.7	9.0	3	1	51t	1/8	123.5	W	31-21
9/22	Mia.....	32	19	246	59.4	7.7	2	1	37	1/5	91.4	W	31-6
9/29	@ NO.....	33	22	223	66.7	6.8	0	1	35	1/11	73.2	L	10-12
10/6	GB.....	44	27	463	61.4	10.5	2	3	53t	3/22	83.8	L	24-34
10/13	@ NYJ.....	40	28	278	70.0	7.0	0	0	23	1/8	89.4	L	22-24
10/20	Phi.....	27	21	239	77.8	8.9	1	1	44	3/26	100.5	W	37-10
11/4	@ NYG.....	35	22	257	62.9	7.3	3	1	45t	0/0	101.7	W	37-18
11/10	Min.....	46	28	397	60.9	8.6	3	1	26	1/4	101.4	L	24-28
11/17	@ Det.....	46	29	444	63.0	9.7	3	0	49	1/10	116.6	W	35-27
11/24	@ NE.....	33	19	212	57.6	6.4	0	1	59	0/0	64.2	L	9-13
11/28	Bif.....	49	32	355	65.3	7.2	2	1	35	4/32	91.8	L	15-26
12/5	@ Chi.....	49	27	334	55.1	6.8	1	0	35	2/8	83.2	L	24-31
12/15	LAR.....	23	15	212	65.2	9.2	2	0	59t	0/0	123.8	W	44-21
12/22	@ Phi.....	44	25	265	56.8	6.0	0	0	41	2/8	74.5	L	9-17
12/29	Was.....	33	23	303	69.7	9.2	4	0	48	3/9	138.0	W	47-16
<b>Totals</b>		<b>596</b>	<b>388</b>	<b>4,902</b>	<b>65.1</b>	<b>8.2</b>	<b>30</b>	<b>11</b>	<b>62</b>	<b>23/151</b>	<b>99.7</b>	<b>8-8</b>	

**PRESCOTT CAREER GAME-BY-GAME, cont.**

Date	Opp	Att	Cmp	Yds	Pct	2020 (Dallas)			Sacks	Rating	W/L	Score	
						Yds/Att	TD	Int					
9/13	@ LAR.....	39	25	266	64.1	6.8	1	0	33	3/22	92.5	L	17-20
9/20	Atl.....	47	34	450	72.3	9.6	1	0	58	1/5	109.4	W	40-39
9/27	@ Sea.....	57	37	472	64.9	8.3	3	2	52	2/11	93.6	L	31-38
10/4	Cle.....	58	41	502	70.7	8.7	4	1	43t	3/21	112.9	L	38-49
10/11	NYG.....	21	14	166	66.7	7.9	0	1	26	1/7	70.7	W	37-34
10/19	Ari.....											L	10-38
10/25	@ Was.....											L	3-25
11/1	@ Phi.....											L	9-23
11/8	Pit.....											L	19-24
11/22	@ Min.....											W	31-28
11/26	Was.....											L	16-41
12/3	@ Bal.....											L	17-34
12/13	@ Cin.....											W	30-7
12/20	SF.....											W	41-33
12/27	Phi.....											W	37-17
1/3/21	@ NYG.....											L	19-23
<b>Totals</b>		<b>222</b>	<b>151</b>	<b>1,856</b>	<b>68.0</b>	<b>8.4</b>	<b>9</b>	<b>4</b>	<b>58</b>	<b>10/66</b>	<b>99.6</b>	<b>6-10</b>	

Date	Opp	Att	Cmp	Yds	Pct	2021 (Dallas)			Sacks	Rating	W/L	Score	
						Yds/Att	TD	Int					
9/9	@ TB.....	58	42	403	72.4	6.9	3	1	31	1/12	101.4	L	29-31
9/19	@ LAC.....	27	23	237	85.2	8.8	0	1	48	2/16	87.8	W	20-17
9/27	Phi.....	26	21	238	80.8	9.2	3	0	44	4/18	143.3	W	41-21
10/3	Car.....	22	14	188	63.6	8.5	4	0	35t	0/0	130.3	W	36-28
10/10	NYG.....	32	22	302	68.8	9.4	3	1	49t	2/10	116.9	W	44-20
10/17	@ NE.....	51	36	445	70.6	8.7	3	1	35t	0/0	108.7	W (OT)	35-29
10/31	@ Min.....											W	20-16
11/7	Den.....	39	19	232	48.7	5.9	2	1	32	2/20	73.9	L	16-30
11/14	Atl.....	31	24	296	77.4	9.5	2	0	37	0/0	127.9	W	43-3
11/21	@ KC.....	43	28	216	65.1	5.0	0	2	19	5/22	57.9	L	9-19
11/25	LV.....	47	32	375	68.1	7.9	2	0	51	1/2	106.3	L (OT)	33-36
12/2	@ NO.....	40	26	238	65.0	5.9	1	1	41	1/7	79.0	W	27-17
12/12	@ Was.....	39	22	211	56.4	5.4	1	2	24	4/10	58.8	W	27-20
12/19	@ NYG.....	37	28	217	75.7	5.8	1	0	19	3/14	98.6	W	21-6
12/26	Was.....	39	28	330	71.8	8.4	4	0	40	3/11	131.4	W	56-14
1/2/22	Ari.....	38	24	226	63.2	5.9	3	0	26	1/1	105.8	L	22-25
1/9/22	@ Phi.....	27	21	295	77.8	10.9	5	0	37	1/1	151.8	W	51-26
<b>Totals</b>		<b>596</b>	<b>410</b>	<b>4,449</b>	<b>68.8</b>	<b>7.5</b>	<b>37</b>	<b>10</b>	<b>51</b>	<b>30/144</b>	<b>104.2</b>	<b>12-5</b>	

Playoffs													
1/16/22	SF.....	43	23	254	53.5	5.9	1	1	44	5/40	69.3	L	17-23

Date	Opp	Att	Cmp	Yds	Pct	2022 (Dallas)			Sacks	Rating	W/L	Score	
						Yds/Att	TD	Int					
9/9	TB.....	29	14	134	48.3	4.6	0	1	22	2/13	47.2	L	3-19
9/18	Cin.....											W	20-17
9/26	@ NYG.....											W	23-16
10/2	Was.....											W	25-10
10/9	@ LAR.....											W	22-10
10/16	@ Phi.....											L	17-26
10/23	Det.....	25	19	207	76.0	8.3	1	0	24	2/16	113.2	W	24-6
10/20	Chi.....	27	21	250	77.8	9.3	2	1	30	1/8	114.5	W	49-29
11/13	@ GB.....	46	27	265	58.7	5.8	3	2	35t	2/3	78.6	L (OT)	28-31
11/20	@ Min.....	25	22	276	88.0	11.0	2	0	68t	0/0	139.3	W	40-3
11/24	NYG.....	30	21	261	70.0	8.7	2	2	30	0/0	91.1	W	28-20
12/4	Ind.....	30	20	170	66.7	5.7	3	1	22	1/5	100.7	W	54-19
12/11	Hou.....	39	24	284	61.5	7.3	1	2	51	1/7	70.9	W	27-23
12/18	@ Jax.....	30	23	256	76.7	8.5	3	2	39	3/13	107.1	L (OT)	34-40
12/24	Phi.....	35	27	347	77.1	9.9	3	1	52	6/43	124.3	W	40-34
12/29	@ Ten.....	41	29	282	70.7	6.9	2	2	34	1/8	85.6	W	27-13
1/8/23	@ Was.....	37	14	128	37.8	3.5	1	1	15t	1/10	45.8	L	6-26
<b>Totals</b>		<b>394</b>	<b>261</b>	<b>2,860</b>	<b>66.2</b>	<b>7.3</b>	<b>23</b>	<b>15</b>	<b>68t</b>	<b>20/126</b>	<b>91.1</b>	<b>12-5</b>	

Playoffs													
1/16/23	@ TB.....	33	25	305	75.8	9.2	4	0	34	1/8	143.3	W	31-14
1/22/23	@ SF.....	37	23	206	62.2	5.6	1	2	46	1/0	63.6	L	12-19
<b>Totals</b>		<b>70</b>	<b>48</b>	<b>511</b>	<b>68.6</b>	<b>7.3</b>	<b>5</b>	<b>2</b>	<b>46</b>	<b>2/8</b>	<b>101.5</b>	<b>1-1</b>	

**SHELDRIK REDWINE****36 • Defensive Back**

6-0 • 195 • 11/6/96

Miami • FA-'22

NFL: 4th Year • Cowboys: 1st Year

Games/Starts: 2022-0/0-Ind; Career-33/8

Postseason: 2022-0/0; Career-2/1



**PRO:** The Dallas Cowboys added a defensive back with some playing experience across the secondary when they signed Sheldrick Redwine to the practice squad during the 2022 postseason. Redwine, originally a fourth round draft pick by Cleveland in the 2019 NFL Draft, has played in 33 career games and has 61 tackles, one interception and three breakups to his name. He returns to the Cowboys in 2023 with a shot to earn a roster spot amongst a young and talented Cowboys secondary.

**TRANSACTION SUMMARY:**

- 1/23/23:** Signed with Dallas as a Future.  
**1/19/23:** Signed to Dallas' practice squad.  
**3/21/22:** Signed with Miami, released (8/23), signed to Indianapolis' practice squad (1/3/23) and released (1/16/23).  
**11/16/21:** Released and signed to Miami's practice squad (11/18).  
**10/12/21:** Released, signed to Carolina's practice squad (10/14) and signed to Miami's active roster (10/26).  
**8/30/21:** Released, signed with the N.Y. Jets (9/6), released (9/21) and signed to the Jets practice squad (9/23).  
**4/27/19:** Drafted in the fourth round (119th overall) by Cleveland.

**2022 (Miami/Indianapolis/Dallas):**

- Went to camp with Miami but was released at the end and was out of football until signing to the Colts practice squad for the final game of the season.
- Released by Indianapolis on Jan. 16, 2023 and signed to Dallas' practice squad on Jan. 19.

**2021 (Cleveland/N.Y. Jets/Carolina/Miami):**

- Released at the end of training camp by Cleveland, then signed with the N.Y. Jets, playing in the first two games of the year before being released and signed to Carolina's practice squad.
- Signed with Miami's active roster off the Panthers practice squad and appeared in four games for the Dolphins, seeing time on special teams and limited defensive snaps, before signing to Miami's practice squad.
- Made his Jets debut at Carolina (9/12), recording three tackles on defense and three special teams tackles.
- Debuted for the Dolphins against Carolina (11/28), tallying one tackle and a special teams stop.

**2020 (Cleveland):**

- Started three-of-15 games, registering 22 tackles, a half sack, an interception and five special teams stops.
- Tallied his first defensive stat of the year against Indianapolis (10/11), picking off a pass in a reserve role.
- Earned his first start of the season at safety at Pittsburgh (10/18) after playing mostly on special teams units to start the year, recording six tackles and a half sack.
- Started and tallied a season-high eight tackles at the N.Y. Giants (12/20).
- Played in both postseason contests, starting the Wild Card Game at Pittsburgh (1/10/21) and making two tackles with his first career postseason interception, returning the pick 30 yards.

**2019 (Cleveland):**

- Played in 12 games - starting the final five of the season - and posted a career-high 35 tackles and two pass breakups as a rookie, adding seven special teams tackles.
- Made his NFL debut against Tennessee (9/8) making a special teams stop.
- Started his first career game at Pittsburgh (12/1), lining up at safety and had seven tackles and a pass breakup.

**COLLEGE**

- Earned All-ACC Honorable Mention recognition as a senior in 2018 at Miami, posting 64 total tackles, 3.5 tackles for loss, three sacks, three interceptions, one fumble recovery and one forced fumble.
- Started 12-of-13 games in 2017, missing one game due to injury, and finished with 59 tackles and 2.5 tackles for loss, adding six pass breakups and two interceptions.
- Played in 12 games and made five starts as a sophomore, totaling 28 tackles and two pass breakups.

**PERSONAL:**

- Rated as the No. 43 cornerback nationally and No. 56 player in state of Florida by 247Sports.com at Miami, Fla., Killian High School totaling 33 tackles and seven interceptions during his senior season.
- Earned a degree in sociology from Miami.

**REDWINE'S NFL TOTALS**

Year Team	GP-GS	DEFENSE								INTERCEPTIONS				FUMBLES REC				
		ST	AT	TT	Sks- Yds	Tkl/ Ls	QB Prs	PBU	FF	No	Yds	Avg	Lg	TD	No Yds	Avg	Lg	TD
2019 Cleveland.....	12-5	23	12	35	0.0(0)	0(0)	0	2	0	0	0	0.0	0	0	0	0.0	0	0
2020 Cleveland.....	15-3	16	6	22	0.5(-6)	0(0)	1	1	0	1	8	8.0	8	0	0	0.0	0	0
2021 N.Y. Jets.....	2-0	2	1	3	0.0(0)	0(0)	0	0	0	0	0	0.0	0	0	0	0.0	0	0
Miami.....	4-0	1	0	1	0.0(0)	0(0)	0	0	0	0	0	0.0	0	0	0	0.0	0	0
<b>Totals.....</b>	<b>33-8</b>	<b>42</b>	<b>19</b>	<b>61</b>	<b>0.5(-6)</b>	<b>0(0)</b>	<b>1</b>	<b>3</b>	<b>0</b>	<b>1</b>	<b>8</b>	<b>8.0</b>	<b>8</b>	<b>0</b>	<b>0</b>	<b>0.0</b>	<b>0</b>	<b>0</b>
<b>Playoffs</b>																		
2020 Cleveland.....	2-1	2	0	2	0.0(0)	0(0)	0	1	0	1	30	30.0	30	0	0	0.0	0	0

**ADDITIONAL STATISTICS**

Special Teams Tackles – 2019 (5-2-7); 2020 (3-2-5), 2021 (2-2-4). Totals: (10-6-16).  
 Playoffs – 2020 (0-1-1).

# COOPER RUSH

## 10 • Quarterback


6-3 • 224 • 11/21/93

Central Michigan • FA-'20

NFL: 6th Year • Cowboys: 6th Year

Games/Starts: 2022-9/5; Career-19/6

Postseason: 2022-0/0; Career-0/0



**PRO:** Cooper Rush signed with Dallas following the 2017 NFL Draft as a rookie free agent with the hopes of earning a shot as a backup quarterback, and he became the only rookie free agent in 2017 to make the active roster out of training camp. He started the season as the club's third quarterback and gameday inactive but earned his shot as the primary backup beginning in Week 7. As a rookie, Rush saw time in just two games, he played in just one game in 2018 and two in 2019 as Dak Prescott's primary backup. He was waived in May 2020, claimed off waivers by the N.Y. Giants and spent the first month of the 2020 season on the Giants practice squad. After the injury to Prescott in Week 5, Dallas added Rush to the practice squad (Oct. 30), where he spent the remainder of the season. He won the job as Prescott's primary backup for the 2021 season, and he was called upon when Prescott (calf) missed the Week 8 matchup at Minnesota (10/31), earning his first career start and leading the team to a 20-16 win over the Vikings. He again earned the backup role in 2022 and saw significant playing time when Prescott missed time with a thumb injury, starting five games and completed 94-of-162 passes for 1,051 yards with five touchdowns against three interceptions - leading the team to wins in four of those five starts and became the first quarterback in franchise history to win his first five career starts. He re-signed with Dallas on a two-year deal during the 2023 offseason.

### TRANSACTION SUMMARY:

**3/17/23:** Signed a two-year deal with Dallas through 2024.

**8/30/22:** Released, signed to Dallas' practice squad (8/31) and activated (9/17).

**1/4/21:** Signed with Dallas as a Future.

**10/30/20:** Signed to Dallas' practice squad.

**9/6/20:** Signed to the N.Y. Giants practice squad and released (9/29).

**5/5/20:** Claimed off waivers by the N.Y. Giants and waived (9/5).

**5/4/20:** Waived by Dallas.

**5/12/17:** Signed with Dallas as an undrafted free agent.

### 2022:

- Started five-of-nine games played in 2022, earning time when Prescott went down with injury, and completed 94-of-162 passes for 1,051 yards with five touchdowns and three interceptions.
- Was released after training camp in a procedural move and signed immediately to the practice squad, earning an elevation in the season opener and then was signed to the active roster for the remainder of the year after Prescott suffered a thumb injury in Week 1.
- Elevated for the opener against Tampa Bay (9/11) and was called into duty late in the fourth quarter, completing seven-of-13 passes for 64 yards in the final two offensive series of the game.
- Made the second start of his career against Cincinnati (9/18) in Week 2, engineering a six-play, 33-yard game-winning drive that culminated in a Brett Maher 50-yard field goal with no time remaining. Finished the day completing 19-of-31 passes for 235 yards and one touchdown.
- Completed 21-of-31 passes for 215 yards and a score for a 98.2 passer rating in the win at the N.Y. Giants (9/26).
- Won his third straight start of the season - fourth straight to start his career - as he passed for 223 yards with two touchdowns and a career-best 107.5 passer rating against Washington (10/2). Became the only quarterback in franchise history to win his first four career starts and became the fifth quarterback in NFL history to record at least a 90.0 passer rating in each of his first four career starts.
- Improved to 5-0 as a starter after completing 10-of-16 passes for 102 yards at the LA Rams (10/9) and became the 14th quarterback in NFL history to win his first five career starts.
- Attempted 38 passes - second most of his career - and completed 18 for 181 yards, one touchdown and three interceptions at Philadelphia (10/16), taking the first loss of his career as a starting quarterback.
- Saw time late in the games at Minnesota (11/20), against Indianapolis (12/4) and at Washington (1/8/23).
- Active as the backup quarterback for both postseason contests, but did not play.

### 2021:

- Played in five games while making his first career start and finished the season 30-of-47 for 422 yards, three touchdowns and an interception.
- Earned the backup quarterback spot out of training camp and saw his first action of the season late in the fourth quarter in the home-opening win over Philadelphia (9/27) but did not attempt a pass.
- Made the first start of his career in the game at Minnesota (10/31) with Prescott (calf) sidelined and became the 44th different quarterback to start a game for Dallas and the 26th different player to make his first career start in a Cowboys uniform. Throwing for 325 yards on 24-of-40 passes with two touchdowns and an interception, logged the second-most yards (Gary Hogeboom, 343, at LA Rams, 9/3/84) in a first start by a Cowboy. Had a 73-yard touchdown toss to Cedrick Wilson, which went down as the longest by a quarterback making his first start as a Cowboy since Roger Staubach had a 75-yarder against the St. Louis Cardinals (9/21/69).
- Saw time in the fourth quarter against Atlanta (11/14) and completed all three pass attempts for 17 yards.
- Saw time through the second half with the game against Washington (12/26) well in hand and was two-of-three for 70 yards with two kneel downs.

### 2020 (N.Y. Giants/Dallas):

- Waived by Dallas on May 4, claimed off waivers by the N.Y. Giants (5/5) but released at the end of training camp.
- Signed to New York's practice squad (9/6) but released (9/29).
- Signed to Dallas' practice squad (10/30) after Prescott's injury where he spent the remainder of the season.
- Was a standard elevation for one game - against Pittsburgh (11/8) - but did not play.

**2019:**

- Again spent the entire season as the primary backup to Prescott, seeing action in two games without attempting any passes.

**2018:**

- Active for all 16 games, seeing action in one as the primary backup to Prescott.
- Saw his first action of the season late in the fourth quarter of the win over Jacksonville (10/14).

**2017:**

- Signed with Dallas and became the only rookie free agent to make the squad out of training camp.
- Made his NFL debut, playing in the fourth quarter at San Francisco (10/22) and completed one-of-two passes for two yards and rushed twice for 13 yards.
- Played in the finale at Philadelphia (12/31) and attempted just one pass that was incomplete.

**COLLEGE:**

- Through four years at Central Michigan, completed 1,022-of-1,648 passes for 12,894 yards, 90 touchdowns and 55 interceptions.
- In his final collegiate campaign, threw for 3,450 yards, 23 touchdowns and 16 interceptions, completing 278-of-465 passes (60.0%).
- Started all 13 games as a junior and went 324-for-489 (66.3) for 3,848 yards and 25 touchdowns.
- As a sophomore, started all 13 games and named Division I CoSIDA Academic All-America second-team, completing 243-of-382 passes for 3,157 yards, 27 touchdowns and 13 interceptions.
- Won team Offensive Player of the Year and Academic All-MAC as a redshirt freshman, starting 10-of-11 games and throwing for 2,349 yards with 15 touchdowns and 15 interceptions on 117-of-312 passes (37.5).
- Redshirted as a true freshman.

**PERSONAL:**

- Three-year starter at Lansing, Mich., Catholic, leading the school to a 13-1 record as a senior, completing 242-of-362 (66.9) passes for 4,002 yards and 48 touchdowns. Added 756 yards and 16 scores on the ground.
- Had a 25-5 record in his prep career.
- Rush and his wife, Lauryn, have two daughters, Ayla and Evelyn.
- Earned his degree in actuarial science.

**COMMUNITY:**

- 2017 Rookie Club presented by Essilor USA.
- 2017-19 Dallas Cowboys U High School Camp.
- 2019, 2022-23 Dallas Cowboys Draft Day/Fan Appreciation Party.
- 2019, 2022 Early Thanksgiving Day Meal at The Salvation Army.
- 2022 My Cause My Cleats campaign.
- Annual Team Holiday Hospital Visits.
- Kick Off Luncheon and Dallas Cowboys Family Cookbook benefiting Happy Hill Farm.
- Make-A-Wish Foundation of North Texas.
- Salvation Army Angel Tree Christmas Program.

**RUSH'S NFL TOTALS**

Year Team	GP-GS	PASSING											
		Att	Cmp	Yds	Pct	Yds/Att	TD	TD%	Int	Int%	Long	Sacks	Rating
2017 Dallas	2-0	3	1	2	33.3	0.7	0	0.0	0	0.0	2	0/0	42.4
2018 Dallas	1-0	0	0	0	0.0	0.0	0	0.0	0	0.0	0	0/0	0.0
2019 Dallas	2-0	0	0	0	0.0	0.0	0	0.0	0	0.0	0	0/0	0.0
2020 N.Y. Giants	0-0												
Dallas	0-0												
2021 Dallas	5-1	47	30	422	63.8	9.0	3	6.4	1	2.1	73t	3/19	105.1
2022 Dallas	9-5	162	94	1,051	58.0	6.5	5	3.1	3	1.9	46	7/49	80.0
<b>Totals</b>	<b>19-6</b>	<b>212</b>	<b>125</b>	<b>1,475</b>	<b>59.0</b>	<b>7.0</b>	<b>8</b>	<b>3.8</b>	<b>4</b>	<b>1.9</b>	<b>73t</b>	<b>10/68</b>	<b>84.9</b>
<b>PLAYOFFS</b>													
2018 Dallas	0-0	0	0	0	0.0	0.0	0	0.0	0	0.0	0	0/0	0.0
2021 Dallas	0-0	0	0	0	0.0	0.0	0	0.0	0	0.0	0	0/0	0.0
2022 Dallas	0-0	0	0	0	0.0	0.0	0	0.0	0	0.0	0	0/0	0.0
<b>Totals</b>	<b>0-0</b>	<b>0</b>	<b>0</b>	<b>0</b>	<b>0.0</b>	<b>0.0</b>	<b>0</b>	<b>0.0</b>	<b>0</b>	<b>0.0</b>	<b>0</b>	<b>0/0</b>	<b>0.0</b>
Year Team	RUSHING					SINGLE-GAME HIGHS							
	No	Yds	Avg	Long	TD	Attempts	Completions	Completion Pct.	Yards	Touchdowns	Rating	Long	
2017 Dallas	2	13	6.5	15	0	40 at Minnesota, 10/31/21	24 at Minnesota, 10/31/21	67.7 at N.Y. Giants, 9/26/22	325 at Minnesota, 10/31/21	2 at Minnesota, 10/31/21 and vs. Washington, 10/2/22	107.5 vs. Washington, 10/2/22	73t at Minnesota, 10/31/21	
2018 Dallas	0	0	0.0	0	0								
2019 Dallas	0	0	0.0	0	0								
2020 N.Y. Giants													
Dallas													
2021 Dallas	9	-8	-0.9	2	0								
2022 Dallas	9	6	0.7	6	0								
<b>Totals</b>	<b>20</b>	<b>11</b>	<b>0.6</b>	<b>15</b>	<b>0</b>								
<b>PLAYOFFS</b>													
2018 Dallas	0	0	0.0	0	0								
2021 Dallas	0	0	0.0	0	0								
2022 Dallas	0	0	0.0	0	0								
<b>Totals</b>	<b>0</b>	<b>0</b>	<b>0.0</b>	<b>0</b>	<b>0</b>								

# TRENT SIEG (SIG)

## 44 • Long Snapper

6-4 • 255 • 5/19/95

Colorado State • FA-'23

NFL: 6th Year • Cowboys: 6th Year

Games/Starts: 2022-17/0-LV; Career-80/0

Postseason: 2022-0/0; Career-1/0



**PRO:** The Dallas Cowboys signed long snapper Trent Sieg in the 2023 offseason to provide a veteran presence and stabilizing force at the ignition point of their special teams units. Sieg originally signed with Baltimore as an undrafted rookie in 2018 but was released after training camp and caught on with the Raiders, where he served as the primary long snapper for the last five seasons. He has played in 80 games over his five-year career, and Sieg signed a one-year deal with Dallas for the 2023 season.

### TRANSACTION SUMMARY:

**3/22/23:** Signed a one-year contract with Dallas through 2023.

**3/19/23:** Released by Las Vegas.

**3/3/21:** Signed a three-year contract with Las Vegas.

**3/23/20:** Signed a one-year contract with Las Vegas.

**3/20/19:** Signed a one-year contract with Oakland.

**4/30/18:** Signed with Baltimore as an undrafted free agent, released (8/31) and signed with Oakland (9/12).

#### 2022 (Las Vegas):

- Snapped in all 17 games, recording two special teams tackles.

#### 2021 (Las Vegas):

- Played in 16 games and helped kicker Daniel Carlson set the franchise record for most points scored in a single season (150), converting 40-of-43 field goals, and provided clean snaps to Pro Bowl punter AJ Cole.

#### 2020 (Las Vegas):

- Played in 16 games and helped Carlson break his previous franchise record for single-season field goal percentage, finishing with a mark of 94.3 percent, while helping the Raiders record the fourth-most percentage of punts ending inside the 20-yard line (45.5%).

#### 2019 (Oakland):

- Appeared in all 16 games for the first time in his career, snapping to Cole and helped him register the fifth-most punts inside the 20-yard line in the NFL (33).
- Added two special teams tackles.

#### 2018 (Baltimore/Oakland):

- Played in 15 games his rookie season with the Raiders and aided Carlson to a then franchise-record 94.1 field goal percentage.
- Signed with Baltimore as an undrafted free agent, but was released after camp and signed with the Raiders.

#### COLLEGE:

- Appeared in 52 games for Colorado State, never missing a snap throughout his four-year career, and recorded six special teams tackles.
- Played in all 13 games in 2017, earning Academic All-Mountain West honors, making two tackles.
- Played in all 13 games in 2016, snapping to first-team All-Mountain West punter Hayden Hunt.
- As a sophomore, played in all 13 games, recording two tackles and snapped to Ray Guy Award finalist and All-America punter Hunt, who ranked fifth nationally with 46.0 yards-per-punt.
- Recorded two tackles and snapped in all 13 games as a redshirt freshman in 2014.
- Redshirted in 2013.

#### PERSONAL:

- Senior Captain at Eaton, Colo., High School, earning All-Colorado and all-conference honors as a linebacker, racking up 67 tackles and 10.0 sacks. Added 29 catches for 510 yards as a tight end.
- Earned academic All-Colorado honors in 2011 and 2012.
- Also lettered in baseball and basketball.
- Majored in mechanical engineering at Colorado State.
- He and his wife, Carly, have a son, Elijah.

#### COMMUNITY:

- 2023 Prison Fellowship Camp.

### SIEG'S NFL TOTALS

**GAMES/STARTS** (regular season, playoffs): 2018 (15/0-LV); 2019 (16/0-LV); 2020 (16/0-LV); 2021 (16/0, 1/0-LV); 2022 (17/0-LV). **Total: 80/0, 1/0.**

#### ADDITIONAL STATISTICS

**Special Teams Tackles** – 2019 (2-0-2), 2022 (0-2-2). **Totals: (2-2-4).**



# TYLER SMITH

73 • Tackle

6-5 • 320 • 4/3/01

Tulsa • D1-'22 (24th overall)

NFL: 2nd Year • Cowboys: 2nd Year

Games/Starts: 2022-17/17; Career-17/17

Postseason: 2022-2/2; Career-2/2



**COLLEGE:** The Dallas Cowboys addressed an immediate need while also looking to the future when they drafted Tyler Smith in the first round (24th overall) of the 2022 NFL Draft. Smith came to Dallas after three seasons at Tulsa, where he made 23 starts in 25 career games. He prepped down the road from the Cowboys facility at North Crowley High School in Fort Worth before his three-year career at Tulsa. In his rookie campaign, Smith was called to duty at left tackle after incumbent starter Tyron Smith went down with an injury at the end of training camp. Smith did not miss a beat, starting all 17 games of his rookie year - 16 at left tackle and one at left guard - and solidified the left side of the Cowboys offensive line. He will be a key cog up front for the Cowboys for years to come after an impressive start to his career.

### TRANSACTION SUMMARY:

**4/28/22:** Drafted in the first round (24th overall) by Dallas.

#### 2022:

- Started all 17 games as a rookie - 16 at left tackle and one at left guard - and both postseason contests.
- Made his NFL debut and first career start in the season opener against Tampa Bay (9/11), becoming the first rookie in team history to start a season opener at left tackle - 13th rookie offensive lineman overall in team history.
- Part of an offensive line that allowed only one sack of Cooper Rush against Cincinnati (9/18), making his second career start in place of Dak Prescott.
- Assisted the offense in scoring touchdowns on each of its first four possessions against Chicago (10/30), the first time a Cowboys team opened the game with four straight touchdowns since 2014 against Indianapolis (12/21). The offense also converted nine-of-11 third down chances, an 81.8% conversion rate that served as the highest percentage by a Cowboys team within the last 40 seasons.
- The Dallas offense registered season-highs in total net yards (458) and time of possession (37:24) and scored a touchdown or field goal on its first seven drives - the first time in team history that has occurred (since 1978 when the NFL expanded to a 16-game schedule - at Minnesota (11/20)).
- The offense helped power the team to 54 points (48 on offense) - the only team in 2022 to top 50 points and the fifth-most points in team history - and a season-high 220 rushing yards against Indianapolis (12/4).
- Named a team captain against Philadelphia (12/24) and assisted the offense as the unit totaled 419 yards, 25 first downs and 40 points - the eighth consecutive game the Cowboys scored 25-plus points to mark the longest streak in team history. Also saw Prescott post a season-best 347 passing yards and three passing scores.
- Started at left guard in his postseason debut at Tampa Bay (1/16/23), shifting to left tackle in the second quarter after Jason Peters left the game with an injury, and helped block for an offense that totaled 425 net yards, 26 first downs and a 34:34 time of possession.
- Started at left tackle in the Divisional Round at San Francisco (1/22/23).

#### COLLEGE:

- Started 23-of-25 games at Tulsa at left tackle, earning numerous accolades.
- Started 12 games at left tackle and named second-team All-AAC as a redshirt sophomore.
- Freshman All-America selection and first-team All-AAC honoree as a redshirt freshman, starting all nine games at left tackle.
- Redshirted as a true freshman, playing in the final four games with two starts at left tackle.

#### PERSONAL:

- Three-year letterwinner from North Crowley High School in Fort Worth, Texas, playing both guard and tackle.
- Earned first-team all-district as a junior.
- Majored in finance at Tulsa.

#### COMMUNITY:

- 2022 Rookie Club presented by Blockchain.com.
- 2022 Reliant Home Run Derby benefiting the Salvation Army.
- 2022 Early Thanksgiving Day Meal at The Salvation Army.
- Play 60 Week events.
- Hispanic Heritage outreach
- 2022 Early Thanksgiving at The Salvation Army.
- Read Across America Day.
- 2022 NFL My Cause My Cleats Campaign.
- 2023 Dallas Cowboys Draft Day/Fan Appreciation Party.
- Annual Team Holiday Hospital Visits.
- Make-A-Wish Foundation of North Texas.

### TYLER SMITH'S COWBOYS TOTALS

**GAMES/STARTS** (regular season, playoffs): 2022 (17/17, 2/2). **Totals:** 17/17, 2/2.

# TYRON SMITH (TIE-rin)

## 77 • Tackle

6-5 • 307 • 12/12/90

Southern California • D1-11 (9th overall)

NFL: 13th Year • Cowboys: 13th Year

Games/Starts: 2022-4/4; Career-148/148

Postseason: 2022-2/2; Career-8/8



**PRO:** For just the fourth time in team history, and first time since 1981, the Dallas Cowboys selected an offensive lineman in the first round of the draft when they chose Tyron Smith with the ninth overall pick in the 2011 NFL Draft. He also became the second-highest offensive lineman drafted in Cowboys history behind John Niland, who was selected fifth in the 1966 Draft. Smith stepped in and immediately took over the starting right tackle spot as a rookie, starting all 16 games he played to become the first rookie to start all 16 games along the offensive line since Rob Pettitt in 2005 and the third overall to do so. In his second season, Smith manned the blind side, moving to left tackle. In 2013 Smith returned as the club's starting left tackle, and he earned his first career trip to the Pro Bowl as a starter. He signed an eight-year extension during 2014 training camp and was a key part of a line that paved the way for the NFL's rushing leader (DeMarco Murray - 1,845 yards) and the second-ranked rushing attack (2,354), to earn his second straight trip to the Pro Bowl. He earned his third straight trip to the all-star game following the 2015 season after helping Darren McFadden to his second career 1,000-yard rushing season (1,089) and the first time in team history the Cowboys had two different running backs top 1,000 yards in consecutive seasons. In 2016 Smith was part of an offensive line that led the way for the league's leading rusher (Ezekiel Elliott, 1,631 yards) and the NFL's second-ranked rushing attack (149.8 yards-per-game). En route to his fourth straight Pro Bowl selection, Smith & Co. also helped rookie quarterback Dak Prescott establish league rookie records in quarterback rating (104.9) and completion percentage (67.8). In 2017 Smith was limited to 13 games, suffering from groin and knee injuries through the season, but performed at a level to earn his fifth straight Pro Bowl appearance, helping block for an offense that topped 2,000 rushing yards in consecutive seasons. Smith earned his sixth consecutive Pro Bowl appearance following the 2018 season, starting all 13 games he played on a line that helped lead the way for the league's rushing leader - Elliott, 1,434 yards - along with an NFC East Division crown. Smith had another strong performance, earning his seventh consecutive Pro Bowl appearance in 2019 to become the all-time club leader among tackles for Pro Bowl selections. Behind the line's work, Dallas led the league in total yards (6,904), tied for second in third down conversion rate (47.1), placed second in net passing yards (4,751), third in first downs (379) and was fifth in rushing yards (2,153) while allowing 23.0 sacks - the second-fewest in the NFL. The 2020 season was a disappointment for the perennial Pro Bowler as he was limited to just two games as a neck injury sidelined him for 14. After undergoing surgery and spending the season rehabbing, Smith started all 11 games he played in 2021 and returned to form in those contests, earning his eighth Pro Bowl trip to tie Emmitt Smith for the sixth-most in team history. His eight are second to Larry Allen's 10 for Cowboys offensive linemen. He missed 13 games in 2022 after suffering a hamstring injury in training camp but returned at the end of the year to start four games on the right side and both playoff contests, moving back to right tackle for the first time since his rookie season after the emergence of rookie Tyler Smith at left tackle.



Smith stepped in and immediately took over the starting right tackle spot as a rookie, starting all 16 games he played to become the first rookie to start all 16 games along the offensive line since Rob Pettitt in 2005 and the third overall to do so. In his second season, Smith manned the blind side, moving to left tackle. In 2013 Smith returned as the club's starting left tackle, and he earned his first career trip to the Pro Bowl as a starter. He signed an eight-year extension during 2014 training camp and was a key part of a line that paved the way for the NFL's rushing leader (DeMarco Murray - 1,845 yards) and the second-ranked rushing attack (2,354), to earn his second straight trip to the Pro Bowl. He earned his third straight trip to the all-star game following the 2015 season after helping Darren McFadden to his second career 1,000-yard rushing season (1,089) and the first time in team history the Cowboys had two different running backs top 1,000 yards in consecutive seasons. In 2016 Smith was part of an offensive line that led the way for the league's leading rusher (Ezekiel Elliott, 1,631 yards) and the NFL's second-ranked rushing attack (149.8 yards-per-game). En route to his fourth straight Pro Bowl selection, Smith & Co. also helped rookie quarterback Dak Prescott establish league rookie records in quarterback rating (104.9) and completion percentage (67.8). In 2017 Smith was limited to 13 games, suffering from groin and knee injuries through the season, but performed at a level to earn his fifth straight Pro Bowl appearance, helping block for an offense that topped 2,000 rushing yards in consecutive seasons. Smith earned his sixth consecutive Pro Bowl appearance following the 2018 season, starting all 13 games he played on a line that helped lead the way for the league's rushing leader - Elliott, 1,434 yards - along with an NFC East Division crown. Smith had another strong performance, earning his seventh consecutive Pro Bowl appearance in 2019 to become the all-time club leader among tackles for Pro Bowl selections. Behind the line's work, Dallas led the league in total yards (6,904), tied for second in third down conversion rate (47.1), placed second in net passing yards (4,751), third in first downs (379) and was fifth in rushing yards (2,153) while allowing 23.0 sacks - the second-fewest in the NFL. The 2020 season was a disappointment for the perennial Pro Bowler as he was limited to just two games as a neck injury sidelined him for 14. After undergoing surgery and spending the season rehabbing, Smith started all 11 games he played in 2021 and returned to form in those contests, earning his eighth Pro Bowl trip to tie Emmitt Smith for the sixth-most in team history. His eight are second to Larry Allen's 10 for Cowboys offensive linemen. He missed 13 games in 2022 after suffering a hamstring injury in training camp but returned at the end of the year to start four games on the right side and both playoff contests, moving back to right tackle for the first time since his rookie season after the emergence of rookie Tyler Smith at left tackle.

### TRANSACTION SUMMARY:

**8/31/22:** Placed on Reserve/Injured with a hamstring injury.

**10/10/20:** Placed on Reserve/Injured with a neck injury.

**12/29/17:** Placed on Reserve/Injured with a knee injury.

**7/30/14:** Signed an eight-year contract extension through 2023.

**4/28/11:** Drafted in the first round (ninth overall) by Dallas.

### 2022:

- Missed the first 13 games of the season after suffering a hamstring injury in training camp but returned to start at right tackle for the first time since his rookie season over the final four games of the regular season and both playoff contests.
- Returned to action and made his 2022 season debut at Jacksonville (12/18), starting at right tackle for the first time at that position since his rookie 2011 season.
- Assisted the offense against Philadelphia (12/24) as the unit totaled 419 yards, 25 first downs and 40 points - the eighth consecutive game that the Cowboys scored 25-plus points to mark the longest streak in team history. Also saw Prescott post a season-best 347 passing yards and three passing scores.
- Named a team captain as the offense tallied a season-high 26 first downs and 361 net yards behind the blocking of the offensive line at Tennessee (12/29), helping Elliott rush for a touchdown in his ninth straight game, joining Emmitt Smith as the only Cowboys players with a nine-game rushing touchdown streak.
- Started at right tackle in the Wild Card game at Tampa Bay (1/16/23) as the offense opened the postseason with 425 net yards, 26 first downs and a 34:34 time of possession.
- Started at right tackle in the Divisional Round at San Francisco (1/22/23).

### 2021:

- Started all 11 games he played, missing five with an ankle injury and on the COVID-19 list, and earned a trip to the Pro Bowl for the eighth time in his career - second all-time among Dallas linemen.
- After missing the final 14 games of 2020 with a neck injury, returned for the opener at Tampa Bay (9/9) and blocked for a 400-yard passer and a pair of 100-yard receivers (ninth occurrence in team history).
- Named a team captain for the win at the LA Chargers (9/19).
- The offense rushed for a season-high 245 yards with a 7.2 yard-per-carry average behind Elliott's 143-yard effort against Carolina (10/3).

- In the win against the N.Y. Giants (10/10), the offense rolled up 515 yards - 201 rushing and 314 passing - to mark the first time since 1983 the Cowboys had 200-plus rushing yards and 300-plus passing yards in a game.
- In totaling 567 yards at New England (10/17), the Cowboys compiled the most passing yards (445) against a Bill Belichick-coached team.
- Injured his ankle in the second quarter at Minnesota (10/31) and did not return. Missed games against Denver (11/7), Atlanta (11/14) and at Kansas City (11/21) before returning on Thanksgiving Day against Las Vegas (11/25) and starting at left tackle.
- Suffered an ankle injury in the third quarter at Washington (12/12) and missed the game at the N.Y. Giants (12/19) and against Washington (12/26) but returned to the field against Arizona (1/2/22).
- Landed on the Reserve/COVID-19 list for the season finale at Philadelphia (1/8/22).

**2020:**

- Limited to only two games due to a neck injury.
- After starting the season opener at the LA Rams (9/13), missed the next two games with a neck injury and returned to start against Cleveland (10/4). Helped block for the offense's 566 yards - the third straight game with more than 500 yards - a team record.
- Re-injured his neck in the game against the Browns and landed on Reserve/Injured that next week.

**2019:**

- Started all 13 games he played to earn his seventh straight trip to the Pro Bowl and pass Rayfield Wright for the most Pro Bowl selections by a Cowboys tackle.
- On the season, Dallas had a single-season franchise-best 12 400-yard games (three-500; nine-400) and the line yielded 23.0 sacks - second-fewest in the league.
- Blocked for two 100-yard runners (Elliott and Tony Pollard) twice on the season - against Miami (9/22) and the LA Rams (12/15) - the first time in Cowboys history the team had two men each top 100-yards in a single game twice in a season.
- Missed back-to-back games with an ankle injury - against Green Bay (10/6) and at the N.Y. Jets (10/13).
- Sat out the season finale against Washington (12/29) with a back injury.

**2018:**

- Tied Wright for the most Pro Bowl selections by a Cowboys offensive tackle with his sixth career trip.
- Started all 13 games he played on a line that led the way for the NFL's rushing leader - Elliott, 1,434 yards.
- Helped the offense total a season-high 414 yards, including 152 rushing yards by Elliott (240 scrimmage yards) in the win against Detroit (9/30).
- Blocked for a 100-yard rusher (Elliott-106) and 100-yard receiver (Cole Beasley-101), first since at Pittsburgh (11/13/16), and the offense scored on each of the first four possessions against Jacksonville (10/14).
- Did not play on Thanksgiving Day against Washington (11/22) and was inactive against New Orleans (11/29) with a neck injury.
- Returned to start in the win over Philadelphia (12/9), helped block for a 400-yard passer (Prescott-455) a 200-yard receiver (Cooper-217) and a 100-yard rusher (Elliott-113) for the first time in club history. The team also had a franchise-best 45:33 time of possession and 32 first downs.

**2017:**

- Selected to his fifth overall and fifth consecutive Pro Bowl, playing 13 games, missing three with injuries.
- Was placed on Reserve/Injured with a knee injury prior to the season finale at Philadelphia (12/31).
- At San Francisco (10/22) the offense totaled 501 yards, including 265 on the ground, for the 20th 500-yard game in team history.
- Played and started his 100th career game - against Kansas City (11/5).
- Missed the next two games and returned to start on Thanksgiving Day against the LA Chargers (11/23).
- Suffered a knee injury in the second half at Oakland (12/17) then was sidelined against Seattle (12/24) three plays into the game with the injury.
- Placed on Reserve/Injured with the knee injury on Dec. 29.

**2016:**

- Started all 13 games he played, missing three with a back injury, earned his fourth consecutive trip to the Pro Bowl and blocked for the league's leading rusher (Elliott, 1,631) and the second-ranked rushing attack (148.8).
- Behind the line's work, Prescott also earned Offensive Rookie of the Year honors while Elliott took home FedEx Ground Player of the Year.
- Earned AP and *Sporting News* All-Pro first-team, PFWA All-NFL and was part of a line that earned Built Ford Tough Offensive Line of the Year honors.
- Did not yield a sack in the season opener against the N.Y. Giants (9/11) as Prescott became the fourth Cowboys rookie to start a season at quarterback. Also blocked for Elliott, who became the fourth rookie rusher to start the opener for the club.
- Inactive/Injured (back) for the Sunday night win against Chicago (9/25) and at San Francisco (10/2) but returned against Cincinnati (10/9) and helped Elliott to his third straight 130-yard game - the first 100-yard rusher allowed by Cincinnati on the season.
- At Green Bay (10/16) blocked for Elliott's fourth straight 130-yard outing - first NFL rookie, 11th rusher overall to accomplish the feat - the first player to rush for over 100 yards against the Packers on the season. Also allowed Prescott to throw for a season-high three touchdown passes on 18-of-27 attempts.
- Led the way for Dallas' first 300-yard passer (Prescott-319), 100-yard receiver (Dez Bryant-116) and 100-yard rusher (Elliott-114) since 2013 as the offense racked up its seventh straight 400-yard game.
- Helped the offense tie an NFL record with eight consecutive 400-yard games as the offense finished with 417 yards against Baltimore (11/20). The club scored points on each of its final eight drives.
- Against Tampa Bay (12/18) blocked for Elliott's top rushing yard performance of the year (159 yards) as the offense rushed for 185 yards and two touchdowns on 32 runs. Also helped Prescott to the second-highest completion percentage (88.9 - minimum 30 attempts) in NFL history.
- Was inactive for the regular season finale in Philadelphia (1/1/17) and returned for the Divisional Playoff Game against Green Bay (1/15/17), helping block for an offense that had a 100-yard rusher (Elliott-125), 100-yard receiver (Bryant-132) and a 300-yard passer (Prescott-302) for only the second time in team playoff history. The club also racked up 429 yards - seventh in a game in team playoff history.

**2015:**

- Selected to play in his third straight Pro Bowl after starting all 16 games for the third straight season, fourth overall, allowing McFadden to rush for his second career 1,000-yard season (1,089). It was the first time in team history the Cowboys had two different rushers top 1,000 yards in consecutive seasons.
- Against Atlanta (9/27) blocked for an offense that averaged 6.0 yards-per-rush with four rushing touchdowns - the most by a Cowboys offense since four at Arizona (11/15/98). All four came in the first half, the second time in franchise history Dallas had four rushing touchdowns in a half - first half against the N.Y. Giants (12/1/63).
- Against Philadelphia (11/8) helped the offense rack up 411 yards as McFadden topped 100 rushing yards (117) and two receivers (Beasley-112, and Bryant-104) both topped 100 receiving yards to mark the first time since 1999 Dallas had a pair of 100-yard receivers along with a 100-yard rusher.
- Blocked for an offense that rushed for 171 yards and one touchdown on 20 carries (8.6), including long runs of 50, 45 and 22 yards at Green Bay (12/13).
- In Kellen Moore's first career start, did not yield a sack on 31 attempts as the running game averaged 4.8 yards-per-carry (25 for 121) at Buffalo (12/27).
- The season finale against Washington (1/3/16) saw the offense rack up a season-high 512 yards, including 435 passing yards by Moore - sixth in a game in team history.

**2014:**

- Started all 16 games for the league's second-ranked rushing offense, blocking for the league's rushing leader (Murray-1,845) and the most efficient quarterback (Tony Romo-113.2 passer rating) and earned his second straight Pro Bowl selection.
- Was a key component helping Murray set a league record by rushing for at least 100 yards in each of the first eight games of the season while rushing for a team-record 1,845 yards.
- Led the way for Murray to rush for 100 yards - his third straight 100-yard game to become the third Cowboy with 100 yards in each of the first three games of a season - and did not yield a sack in Dallas' all-time greatest comeback win (without overtime) at St. Louis (9/21).
- In the win over New Orleans (9/28), blocked for 190 yards and two scores on 35 runs (5.4) and allowed Murray to rush for 149 yards and both scores on 24 carries (6.5) to become the seventh NFL rusher, third Cowboy, with 100 yards in four straight games to open the season. Murray also was only the fourth rusher with four 100-yard games with at least one touchdown in each of the first four games of a season.
- At Seattle (10/12) became the first offensive lineman since Brian Waters (2004) and the first offensive tackle since Erik Williams (1992) to take home Offensive Player of the Week honors after helping Murray join Brown (1958) as the only two men in NFL history with six straight 100-yard games to open a season.
- Guided Murray to his club-record tying 11th 100-yard game of the season with 179 yards - second in his career - and a touchdown in the Thursday night win at Chicago (12/4).
- The offense had 127 yards on 40 runs and Tony Romo completed a club-record 90.0% (18-of-20) of his passes with four scores and a personal-best 151.7 rating in the NFC East-clinching win against Indianapolis (12/21).
- In the season-ending win at Washington (12/28), allowed Murray to break the club single-season rushing record (1,845) and the club record for 100-yard games (12), finishing with 100 yards and a touchdown.
- Helped block for Murray to rush for 123 yards (ninth in a postseason game in team history) and a touchdown on 25 carries (4.9) in the Divisional Playoff loss at Green Bay (1/11/15).

**2013:**

- Had a solid season as the club's starting left tackle, opening all 16 games for the second time in his career and earned his first career Pro Bowl selection.
- Helped block for Romo against Denver (10/6), who finished with a club-record 506 yards and five touchdowns, completing 25-of-36 passes for a 140.0 rating. The offense gained 522 yards and scored six touchdowns.
- Helped block for three Murray rushing touchdowns against Oakland (11/28). It was the first multi-rushing touchdown game by a Cowboys running back since Marion Barber had two at New Orleans (12/10/09) and the first three-score game since Julius Jones at Seattle (12/6/04).

**2012:**

- Made the move to left tackle and started all 15 games he played, missing one with an ankle injury.
- Helped the offense rack up 5,994 net yards - third in a season in team history - as Romo threw for a career-high and club record 4,903 yards.
- In the opener at the N.Y. Giants (9/5), started at left tackle for the first time in his career and helped block for a 100-yard rusher (Murray-131), 100-yard receiver (Kevin Ogletree-114) and a 300-yard passer (Romo-307).
- At Baltimore (10/14) helped block for 227 rushing yards, the most ever allowed by the Ravens, and the most for Dallas since rushing for 297 against St. Louis (10/23/11).
- Helped block for Romo, who threw for a then career-high 437 yards, third in team history, on a club-record 62 attempts with 36 completions - good for second in team history - against the N.Y. Giants (10/28).
- Suffered a left ankle injury in the second quarter and missed the rest of the game against Cleveland (11/18).
- Helped Romo throw for 416 yards - his third 400-yard game of the season - and four touchdowns in the overtime loss to New Orleans (12/23).

**2011:**

- Started all 16 games at right tackle as a rookie.
- Made his NFL debut at right tackle at the N.Y. Jets (9/11), helping Romo throw for 342 yards and two touchdowns on 23-of-36 passes.
- Along with fellow 2011 draft choice Bill Nagy, it was the first time in franchise history a Cowboys team started two rookies on the offensive line in the season opener. The pair also became the seventh and eighth rookie linemen to ever start a season opener and the first since Rob Petitti in 2005. Overall, they were the 38th and 39th rookies to start an opener for Dallas.
- Allowed time for Romo to throw for 345 yards and two touchdowns - his 20th straight game with a scoring toss and 28th career 300-yard game - in the overtime win at San Francisco (9/18).
- Blocked for Romo's 30th career 300-yard performance as the offense gained 377 yards of offense at New England (10/16).
- Opened holes for Murray to rush for a club-record 253 yards as the team finished with the fourth-most rushing yards in a game in team history (294) against St. Louis (10/23).
- The offense scored a touchdown on each of its first four possessions for the first time in team history and totaled 433 yards of offense while not yielding a sack in the win over Buffalo (11/13).

**COLLEGE:**

- All-America first-team selection by *The NFL Draft Report* and rated the best offensive tackle eligible for the 2011 draft as a junior.
- Recipient of the Morris Trophy, given to the top offensive lineman in the Pac-10, as voted by conference defensive lineman, a consensus All-Pac 10 first-team and named USC's Offensive Lineman of the Year.
- Started 12 games at right tackle and was the only lineman in the conference to record 100 knockdowns while adding 13 touchdown-resulting blocks and yielding just one sack the entire season.
- Saw time on special teams, blocking a pair of extra point attempts.
- Started the first 12 games of his sophomore season and was an All-American selection by *The NFL Draft Report* and honorable mention by *College Football News*.
- Earned honorable mention All-Pac 10 Conference pick helping USC average 149.5 rushing yards-per-game, along with 24 rushing touchdowns.
- Served as the backup left tackle and played on special teams as a true freshman, playing in 10 games, missing only one due to injury.

**PERSONAL:**

- Was a two-way lineman at Rancho Verde High School in Moreno Valley, Calif. and earned numerous honors as a senior, including *Parade*, *SuperPrep*, *PrepStar* and *Scout.com* All-America first-team.
- Consensus five-star pick who ranked 15th on the Rivals 100 list and as a junior made Cal-Hi Sports all-state underclassmen second-team.
- Majored in public policy, management and planning at USC.
- Has a fiancé, Holly Berens.

**COMMUNITY:**

- 2011 Rookie Club presented by UnitedHealthcare.
- 2012-16 Dallas Cowboys Draft Day/Fan Appreciation Party.
- 2012-19 Dallas Cowboys U High School Camp.
- 2014-19 Reliant Home Run Derby benefiting The Salvation Army.
- 2014-16 Albertson's All Star Gala benefiting The Salvation Army and Muscular Dystrophy Association.
- 2014 NFL Play 60 clinic, London, England.
- 2014 Fan Appreciation Pep Rally, London, England.
- 2014 Cowboys/NFL United Way Play 60 campaign.
- 2015-16 Taste of the NFL: The Ultimate Cowboys Tailgate Party host benefiting North Texas Food Bank.
- 2015-17, 2019 Dirk Nowitzki Heroes Celebrity Baseball Game (2015 MVP).
- 2016 Offensive Line Visit to North Texas Food Bank.
- 2016 Ford Firehouse Restoration.
- 2017 The Salvation Army Disaster Relief Telethon for Hurricane Harvey.
- 2017 Thanksgiving Military Family Surprise presented by Ford.
- 2022 NFL My Cause My Cleats Campaign.
- WrestleMania 32 week community event Make-a-Wish private signing at Dave & Buster's.
- Hosts youth football camp in his Moreno Valley, Calif., benefiting Rancho Verde High School.
- Annual Holiday Hospital Visits.
- Kick Off Luncheon and Dallas Cowboys Family Cookbook benefiting Happy Hill Farm.
- Make-A-Wish Foundation of North Texas.
- Salvation Army Angel Tree Christmas Program.

**TYRON SMITH'S COWBOYS TOTALS**

**GAMES/STARTS** (regular season, playoffs): 2011 (16/16); 2012 (15/15); 2013 (16/16); 2014 (16/16, 2/2); 2015 (16/16); 2016 (13/13, 1/1); 2017 (13/13); 2018 (13/13, 2/2); 2019 (13/13); 2020 (2/2); 2021 (11/11, 1/1), 2022 (4/4, 2/2).  
**Total: 148/148, 8/8.**

**TERENCE STEELE****78 • Tackle**

6-6 • 320 • 6/4/97

Texas Tech • UDFA-'20

NFL: 4th Year • Cowboys: 4th Year

Games/Starts: 2022-13/13; Career-45/40

Postseason: 2022-0/0-IR; Career-1/0



**PRO:** After signing with Dallas as a rookie free agent following the 2020 NFL Draft, Terence Steele could have been considered a long shot to make the roster, but with a rash of injuries to the offensive line through training camp and the season, the Cibolo, Texas native not only earned a roster spot, but he also took on the starting right tackle job in place of La'el Collins (hip). Steele gained valuable NFL experience as a rookie, starting 14 of the 16 games he played. His experience as a rookie, as well as a focused offseason conditioning program, paid dividends for Steele in his second season as he started 13 of the 16 games he played - seeing time at both tackle spots in 2021. With the departure of Collins, Steele took the reigns of the right tackle spot in 2022 and started 13 games on the right side of the line before a knee injury prematurely ended his breakout campaign and he went to the Reserve/Injured list for the remainder of the season. After spending the offseason rehabbing, Steele will return in 2023 looking to recapture the success he established in 2022.

**TRANSACTION SUMMARY:**

- 4/20/23: Signed a one-year contract with Dallas through 2023.
- 12/14/22: Placed on Reserve/Injured with a knee injury.
- 5/2/20: Signed with Dallas as an undrafted free agent.

**2022:**

- Started 13 games at right tackle before suffering a knee injury in Week 14 that forced him to the Reserve/Injured list and ended his season.
- Part of an offensive line that allowed only one sack of Cooper Rush against Cincinnati (9/18), making his second career start in place of Dak Prescott.
- Named a team captain and assisted the offense in scoring a touchdown on each of its first four possessions against Chicago (10/30), the first time a Cowboys team opened the game with four straight touchdowns since 2014 against Indianapolis (12/21). The offense also converted nine-of-11 third down chances, an 81.8% conversion rate, that served as the highest percentage by a Cowboys team within the last 40 seasons.
- The Dallas offense registered season-highs in total net yards (458) and time of possession (37:24) and scored a touchdown or field goal on its first seven drives - the first time in team history that has occurred (since 1978 when the NFL expanded to a 16-game schedule - at Minnesota (11/20)).
- The offense helped power the team to 54 points (48 on offense) - the only team in 2022 to top 50 points and the fifth-most points in team history - and a season-high 220 rushing yards against Indianapolis (12/4).
- Injured his knee in the second quarter against Houston (12/11) and did not return.

**2021:**

- Started 13 of the 16 games he played - seven at right tackle; six at left tackle.
- Started in place of Collins (suspension) for the Week 2 win at the LA Chargers (9/19).
- The offense rushed for a season-high 245 yards with a 7.2 yard-per-carry average behind Ezekiel Elliott's 143-yard effort against Carolina (10/3).
- In the win against the N.Y. Giants (10/10), the offense rolled up 515 yards - 201 rushing and 314 passing - to mark the first time since 1983 the Cowboys had 200-plus rushing yards and 300-plus passing yards.
- In totaling 567 yards at New England (10/17), the Cowboys compiled the most passing yards (445) against a Bill Belichick-coached team.
- Started at left tackle in place of Tyron Smith (ankle) against Denver (11/7) and against Atlanta (11/14), helping the offense rack up 37 points against the Falcons.
- Selected as an offensive captain for the game at Kansas City (11/21).
- Missed the game at New Orleans (12/2) on the COVID list, but returned as a reserve at Washington (12/12) and saw time in the second quarter in place of Collins (cramping) and again in the fourth quarter with Collins ejected.
- At the N.Y. Giants (12/19) started in place of Smith and rotated series with Ty Nsekhe.
- With a touchdown catch against Washington (12/26), became the first Dallas offensive lineman with a touchdown reception in franchise history.
- Started the finale at Philadelphia (1/8/22) in place of Tyron Smith (Reserve/COVID-19), then saw time as a reserve lineman and on special teams in his postseason debut against San Francisco (1/16/22).

**2020:**

- Was one-of-three (Rico Dowdle and Sean McKeon) rookie free agents to make the roster out of training camp and due to injuries along the line, played in all 16 games, starting 14 at right tackle.
- Made his NFL debut at the LA Rams (9/13), starting in place of Collins (hip), becoming the first Cowboys rookie to start at right tackle in a season opener since Tyron Smith in 2011. Joined Charlie Granger (right tackle, 1961) as the only Cowboys undrafted free agents to start a season-opener as a rookie.
- Also joined CeeDee Lamb and Trevon Diggs as starters to mark the first time Dallas had three rookies start a season opener since Antonio Bryant, Andre Gurode and Roy Williams in 2002.
- Moved to a reserve role at Minnesota (11/22) and against Washington (11/26), yielding the starting slot to Zack Martin.
- Called into action at right tackle after Martin (calf) was felled against Washington (11/26).
- Finished the year starting the final five games at right tackle.

**COLLEGE:**

- Four-year starter (47 games), who left Texas Tech as a two-time All-Big 12 offensive tackle and team captain.
- Started the first 37 games of his career before missing the first two games of 2019 due to injury.
- Anchored a line that only allowed 18 sacks in 2019 despite attempting the third-most passes in the nation (531).
- Showed his ability to play both sides of the line, as he rotated back and forth from right tackle to left tackle throughout his time in Lubbock.
- Started at left tackle as a redshirt freshman in 2016 for a Red Raider offense that featured reigning Super Bowl MVP Patrick Mahomes as the quarterback.
- Named to the All-Big 12 freshman team by Athlon Sports in 2016, helping the Texas Tech offense lead the nation in both passing yards and total offense.

**PERSONAL:**

- Rated a three-star prospect out of Steele High School in Cibolo, Texas.
- Second-team all-state selection by Dave Campbell's Texas Football.
- As a senior, named unanimous first-team All-District 25-6A and *San Antonio Express-News* first-team All-Area.
- Graded out at 96 percent as a senior in 2014 with 42 pancakes and 55 knockdowns.
- Earned his degree in sport management at Texas Tech.

**COMMUNITY:**

- 2020 Rookie Club Salute to Service Week.
- 2021-22 NFL My Cause My Cleats campaign.
- WrestleMania 38 Special Olympics Camp.
- Salute to Service week events.
- Annual Team Holiday Hospital Visits.

**STEELE'S COWBOYS TOTALS**

GAMES/STARTS: 2020 (16/14); 2021 (16/13, 1/0); 2022 (13/13, 0/0-IR). Totals: (45/40, 1/0).

**ADDITIONAL STATISTICS**

Receptions – 2021 (1 for 1 yard, 1 TD).

# JALEN TOLBERT

## 18 • Wide Receiver

6-1 • 200 • 2/27/99

South Alabama • D3-'22 (88th overall)

NFL: 2nd Year • Cowboys: 2nd Year

Games/Starts: 2022-8/1; Career-8/1

Postseason: 2022-0/0; Career-0/0



**COLLEGE:** Jalen Tolbert joined the Dallas Cowboys receiver ranks following the 2022 NFL Draft as the most decorated offensive player in South Alabama football history, setting program records in receptions (178), receiving yards (3,140) and touchdown catches (22) during his playing career. Originally a third round selection (88th overall), Tolbert entered his rookie season with an opportunity to seize the third receiver role but was unable to gain any traction, playing in eight games with one start and recording two catches for 12 yards. He will look to make a significant jump in his second season after a full offseason of work.

**TRANSACTION SUMMARY:****4/29/22:** Drafted in the third round (88th overall) by Dallas.**2022:**

- Played in eight games with one start, registering two catches for 12 yards.
- Inactive for the first two games of the year, making his NFL debut at the N.Y. Giants on Monday Night Football (9/26), catching one pass for four yards.
- Made his first start against Chicago (10/30) but did not record any stats.
- Caught one pass for a season-long eight yards at Minnesota (11/20).
- Was inactive for both postseason contests.

**COLLEGE:**

- Voted the Sun Belt Conference Offensive Player of the Year, the first in school history to claim the award, and was chosen first-team All-Conference by the league's head coaches and media after breaking his school records with 82 catches for 1,474 yards and eight touchdowns as a senior.
- Voted first-team All-Sun Belt Conference and was a first-team All-League selection by Pro Football Focus and *Phil Steele Publications* after starting all 11 games and setting then single-season South Alabama records with 64 catches and 1,085 receiving yards and tying the school single-season record with eight touchdown catches.
- Started all 12 contests as a sophomore and finished the year with 27 catches for 521 yards, leading the team with six touchdown receptions and an average of 19.3 yards-per-reception.
- Played in every game as a redshirt freshman and tallied five receptions for 60 yards in his first collegiate action.
- Redshirted as a true freshman after suffering an injury in preseason camp.

**PERSONAL:**

- Lettered three years at McGill-Toolen High School in Mobile, Ala., and received honorable mention all-region accolades from the *Mobile Press-Register* after his senior year, catching 37 passes for 696 yards and nine scores.
- Also earned three letters in basketball and baseball.
- Earned his undergraduate degree in sports management in May 2021.

**COMMUNITY:**

- 2022 Reliant Home Run Derby benefiting the Salvation Army.
- 2022 Rookie Club presented by Blockchain.com.
- 2022 Early Thanksgiving Day Meal at The Salvation Army.
- 2022 NFL My Cause My Cleats campaign.
- 2022 Prison Fellowship Camp.
- Play 60 Week events.
- Hispanic Heritage outreach
- Read Across America Day.
- 2023 Dallas Cowboys Draft Day/Fan Appreciation Party.
- Annual Team Holiday Hospital Visits.
- Make-A-Wish Foundation of North Texas.

**TOLBERT'S COWBOYS TOTALS**

Year Team	GP-GS	RECEIVING					RUSHING				
		No	Yds	Avg	Long	TD	No	Yds	Avg	Long	TD
2022 Dallas.....	8-1	2	12	6.0	8	0	0	0	0.0	0	0

# KAVONTAE TURPIN

9 • Wide Receiver

5-7 • 155 • 8/2/96

TCU • UDFA-'22

NFL: 2nd Year • Cowboys: 2nd Year

Games/Starts: 2022-17/0; Career-17/0

Postseason: 2022-2/0; Career-2/0



**COLLEGE:** The Dallas Cowboys signed KaVontae Turpin following his breakout season in the 2022 USFL spring football league, where he earned league MVP honors as an offensive weapon and return specialist. Turpin's first season in the NFL earned him Pro Bowl honors as a returner, after he averaged 24.2 yards on 21 kick returns and ranked fifth in the NFL by averaging 10.4 yards-per-return on 29 punt returns. He became the first Cowboys player ever to be selected to the Pro Bowl as a designated return specialist.



**TRANSACTION SUMMARY:**

**7/28/22:** Signed with Dallas as a free agent.

**2022 (USFL/Dallas):**

- Earned USFL Most Valuable Player honors in the inaugural season of the league's re-launch, leading the New Jersey Generals and the league in receiving yards (540) and yards after the catch (316) on 44 receptions with four receiving scores. Added a punt return for a touchdown and a league-best 15.3 yards-per-return.
- Signed with Dallas in July and made the roster out of training camp, serving primarily as the Cowboys return specialist for all 17 games and earning Pro Bowl accolades after averaging 24.2 yards on 21 kick returns and ranking fifth in the NFL by averaging 10.4 yards-per-return on 29 punt returns.
- Became the first Cowboys player to be selected to the Pro Bowl as a designated return specialist, and was the only player in the league with a 50-yard kick return and a 50-yard punt return on the year.
- Also caught one pass for nine yards and rushed three times for 17 yards.
- Returned four kickoffs for 120 yards to mark the fifth-most kickoff return yards in a single game in Cowboys postseason history at San Francisco (1/22/23).

**2021 (ELF/TSL/FCF):**

- Joined the Glacier Boyz of the Fan Controlled Football League (FCF) for the inaugural season and finished with 13 receptions for 223 yards and four touchdowns over the six-game season.
- Signed with the Sea Lions of The Spring League (TSL), appearing in six games and tying for second in the league with three touchdowns.
- Signed with the Panthers Wrocław of the European League of Football (ELF) in August, joining the squad midway through the season but finishing the regular season with 702 all-purpose yards and six touchdowns. The Panthers re-signed him for the 2022 season, but Turpin opted to play for the USFL.

**2020 (IFL):**

- After going undrafted in the 2019 NFL Draft, signed with the Frisco Fighters of the Indoor Football League (IFL) in 2020 but did not play a game with the team as the season was canceled because of COVID-19.

**COLLEGE:**

- Was dismissed from the TCU football team in October 2018 after playing in seven games and recording 410 receiving yards and 487 return yards.
- Played in all 14 games with three starts in 2017 and was named first-team All-Big 12 as an all-purpose player, finishing the year with 41 catches for 394 receiving yards, 86 rushing yards and 722 return yards for a total of 1,202 all-purpose yards. Also became the only player in the nation in 2017 with a touchdown by passing, rushing, receiving, punt return and kick return in the same season.
- Played in eight games with two starts in 2016, finishing the season with 986 all-purpose yards and 123.2 all purpose yards-per-game to lead the team. Was named honorable-mention Big 12 Special Teams Player of the Year, recording 17 kick returns for 482 yards (28.4) and had 10 punt returns for 125 yards (12.5).
- In 2015 as a freshman, saw action in all 13 games with five starts, earning honorable mention All-Big 12 honors as a return specialist after recording 17 punt returns for 181 yards with a score and 27 kick returns for a 27.0-yard average. Added 45 catches for 649 yards and eight scoring grabs, while tallying 20 carries for 116 yards.

**PERSONAL:**

- All-state and first-team All-Northeast Louisiana as a senior at Neville High School in Monroe, La., totaling 1,928 all-purpose yards - 904 rushing and 724 receiving - and 29 touchdowns.
- Majored in criminal justice at TCU.

**COMMUNITY:**

- 2022 Rookie Club presented by Blockchain.com.
- 2022 Early Thanksgiving Day Meal at The Salvation Army.
- 2022 NFL My Cause My Cleats campaign.
- Play 60 Week events.
- Hispanic Heritage outreach.
- Annual Team Holiday Hospital Visits.
- Make-A-Wish Foundation of North Texas.



## TURPIN'S COWBOYS TOTALS

Year Team	GP-GS	RECEIVING					RUSHING					
		No	Yds	Avg	Long	TD	No	Yds	Avg	Long	TD	
2022 Dallas	17-0	1	9	9.0	9	0	3	17	17.0	17	0	
<b>Playoffs</b>												
2022 Dallas	2-0	1	8	8.0	8	0	0	0	0.0	0	0	
Year Team		KICKOFF RETURNS					PUNT RETURNS					
		No	Yds	Avg	Long	TD	No	Yds	Avg	FC	Long	TD
2022 Dallas		21	508	24.2	63	0	29	303	10.4	26	52	0
<b>Playoffs</b>												
2022 Dallas		5	155	31.0	44	0	2	7	3.5	2	7	0

### SINGLE-GAME HIGHS

**Kickoff Returns** – 4 vs. Tampa Bay, 9/11/22  
**Kickoff Return Yards** – 96 at Philadelphia, 10/16/22  
**Long Kickoff Return** – 63 at Philadelphia, 10/16/22  
**Punt Returns** – 4, twice, at Minnesota, 11/20/22 and at Washington, 1/8/23  
**Punt Return Yards** – 66 vs. Detroit, 10/23/22  
**Long Punt Return** – 52 vs. Detroit, 10/23/22

# LEIGHTON VANDER ESCH

## 55 • Linebacker

6-4 • 255 • 2/8/96  
 Boise State • D1-'18 (19th overall)  
 NFL: 6th Year • Cowboys: 6th Year  
 Games/Starts: 2022-14/14; Career-66/60  
 Postseason: 2022-2/2; Career-5/5



**PRO:** With the selection of Leighton Vander Esch in the first round (19th overall) of the 2018 NFL Draft, the Dallas Cowboys added a rangy, athletic linebacker with a nose for the ball. Vander Esch was an impact player for Dallas as a rookie, stepping in for Sean Lee (hamstring) and started 11 of the 16 games he played. By season's end, Vander Esch led the team with a club rookie record 176 tackles (fourth in team history) and earned a Pro Bowl spot (replacement for Luke Kuechly) to become the third Cowboys rookie defender, first linebacker, to play in the game. Along the way, he took home NFC Defensive Rookie of the Month honors (November) to become the third Cowboys rookie to win the award. After a stout rookie season, Vander Esch looked to improve his dominance, but his second season was shortened to just nine games and 87 tackles - third on defense - after suffering a neck injury that put him on Reserve/Injured for the finale and led to surgery. He spent the offseason rehabbing and regaining his form and returned in 2020 to start 10 games, missing six games with a broken clavicle (four games) and an ankle injury (two). Despite the injuries, Vander Esch finished third on the defense with 73 tackles and was named the team's Ed Block Courage Award winner. In 2021 Vander Esch placed second on the defense with 86 tackles to go along with one sack, three tackles for loss, five pressures, two breakups and an interception. He signed a one-year contract with Dallas for 2022 and had a resurgent season, reaching the 100-tackle mark for the second time in his career, registering 100 takedowns (second on the defense), three tackles for loss, a sack, one breakup and one forced fumble in 14 starts. He signed a two-year deal in the 2023 offseason to keep him entrenched in the middle of the Cowboys defense for the foreseeable future.



### TRANSACTION SUMMARY:

- 3/15/23:** Signed a two-year contract with Dallas through 2024.
- 3/18/22:** Signed a one-year contract with Dallas through 2022.
- 9/15/20:** Placed on Reserve/Injured with a clavicle injury.
- 12/24/19:** Placed on Reserve/Injured with a neck injury.
- 4/26/18:** Drafted in the first round (19th overall) by Dallas.

### 2022:

- Started 14 games, missing three with a neck injury, and finished second on the team with 100 tackles - his second season reaching the 100-tackle mark - three tackles for loss, a sack, a pass breakup and a forced fumble.
- Led the defense with nine tackles in the season opener against Tampa Bay (9/11).
- Tied for the team lead with eight tackles and his lone sack of the season against Cincinnati (9/18).
- Led the team with 10 tackles against Washington (10/2), then recorded 11 tackles at Philadelphia (10/16).
- Tied a team-high with nine stops and forced a fumble that Micah Parsons returned for a score against Chicago (10/30).
- Surpassed 500 career tackles after recording eight tackles against the N.Y. Giants on Thanksgiving (11/24).
- Tallied a season-best 14 tackles and a tackle for loss against Houston (12/11), then recorded an assisted tackle at Jacksonville (12/18) before leaving the game with a neck injury.
- Returned to action for the postseason, leading the defense with 21 tackles and two breakups over two games, including a team-leading nine tackles and two breakups at Tampa Bay (1/26/23).

STAFF  
 KAVONTAE TURPIN  
 2022 SEASON  
 RECORDS  
 PLAYOFF RECORDS  
 HISTORY  
 SIDELINES

**2021:**

- Played in each game for the second time in his career, starting 16 of the 17 contests, and was second on the defense with 86 tackles while adding one sack, three tackles for loss, five pressures, two breakups and an pick.
- Started the game at the LA Chargers (9/19) and had seven tackles, one for a loss, one sack and a pressure.
- Was the defensive captain at New England (10/17) and notched four stops.
- Registered a season-best 11 tackles with one for a loss against Denver (11/7), then topped 400 career tackles at the N.Y. Giants (12/19), finishing with four.
- Made his 50th career appearance in the game against Washington (12/26) and logged five tackles and a hurry, then had a team-high 10 stops against Arizona (1/2/22).
- In the season finale at Philadelphia (1/8/22), intercepted a pass to go with six tackles, a breakup and a hurry.
- Led the team with a postseason career-high 13 tackles in the Wild Card game against San Francisco (1/16/22).

**2020:**

- Returned to the playing field after undergoing neck surgery in 2019 and started all 10 games he played, missing six to injuries.
- Third on the defense with 73 tackles, adding one tackle for loss, one sack, one breakup and a forced fumble.
- Selected as the 2020 Ed Block Courage Award winner by his teammates.
- Posted four tackles in the opener at the LA Rams (9/13) before a broken clavicle put him on Reserve/Injured.
- Returned to practice Oct. 7 and activated Oct. 19 to start against Arizona (10/19) and tallied four tackles.
- Logged a season-best 13 tackles at Washington (10/25).
- Selected as a team captain for the game at Philadelphia (11/1) and notched three tackles, his first career full sack and a forced fumble.
- Topped 300 career tackles, finishing with a team-high and season-high tying 13 at Minnesota (11/22).
- Left the game against San Francisco (12/20) with an ankle injury and was inactive/injured the final two games.

**2019:**

- Started all nine games he played, missing six with injuries, and landed on Reserve/Injured-neck for the finale.
- Despite missing seven games, finished third on the defense with 87 tackles while adding two tackles for losses, three pressures, three breakups, a forced fumble and a half sack.
- Had a half sack - his first career sack stat - and his first career forced fumble against the N.Y. Giants (9/8).
- Reached 200 career tackles in the game against Miami (9/22), posting eight.
- Led the team with a season-high 15 stops at New Orleans (9/29), then paced the unit with 12 tackles against Green Bay (10/6) and 11 at the N.Y. Jets (10/13).
- Suffered a neck injury in the game against Philadelphia (10/20), sat out at the N.Y. Giants (11/4), then returned against Minnesota (11/10) to lead the defense with a season-high tying 15 tackles.
- Played in his final contest of the season at Detroit (11/17) before a neck injury made him inactive for five games and eventually landing him on Reserve/Injured on Christmas Eve.

**2018:**

- Started 11-of-16 games played and led the team with a club rookie record 176 tackles - fourth in team history.
- Earned a Pro Bowl nod (replacement for Kuechly) - the third Dallas rookie defender, first linebacker.
- Made his NFL debut as a reserve linebacker in the opener at Carolina (9/9) and had four tackles, then was second on the team with 10 tackles at Seattle (9/23).
- Earned the first start of his career with Lee (hamstring) inactive against Detroit (9/30) and led the team with 10 tackles and his first career tackle for loss.
- Logged 18 tackles, including 12 solos, at Houston (10/7), then led the team with 12 tackles against Jacksonville (10/14) and Tennessee (11/5).
- Took home NFC Defensive Player of the Week, finishing with a single-game club rookie record 19 tackles, including 15 solos, with one for a loss, a breakup and his first career interception at Philadelphia (11/11).
- Reached 100 tackles on the season at Atlanta (11/18), finishing with 12 tackles, three breakups, an interception (second straight game with a pick) and a hurry.
- Tied the single-season club rookie tackle record (136), finishing against Philadelphia (12/9) with eight.
- Led the defense with 18 tackles (second in his career) in the NFC East-clinching win over Tampa Bay (12/23).
- Paced the defense with 12 tackles, along with a pressure, in the Wild Card game against Seattle (1/5/19.)

**COLLEGE:**

- Started all 14 games he played and led the team with 141 tackles, tied for the team lead with three interceptions, second with 8.5 tackles for loss and third with 4.0 sacks as a junior.
- Was limited to six games as a sophomore while fighting through injuries, logging 27 tackles, a sack, 3.5 stops for losses, one breakup and an interception.
- As a redshirt freshman played in 12 games as a reserve linebacker and posted 20 tackles, one tackle for a loss, two breakups and a fumble recovery. Added a rush for 10 yards on a fake punt.
- Redshirted as a true freshman.

**PERSONAL:**

- Was a three-sport athlete (football, basketball and track and field) at Salmon River High School in Riggins, Idaho.
- Helped the school to state titles in both football and basketball as a junior and senior.
- Played eight-man football, seeing time at quarterback and linebacker.
- Majored in general business at Boise State.
- He and his wife, Madalynn, were married in the spring of 2019.

**COMMUNITY:**

- 2018 Rookie Club presented by Essilor USA.
- 2018-19 Dallas Cowboys U High School Camp.
- 2020 Cowboys Draft Live virtual draft party.
- 2021 Draft-A-Thon.
- 2022 Dallas Cowboys Draft Day/Fan Appreciation Party.
- 2022-23 Reliant Home Run Derby benefiting The Salvation Army.
- 2022 NFL My Cause My Cleats campaign.
- Annual Team Holiday Hospital Visits.
- Kick Off Luncheon and Dallas Cowboys Family Cookbook benefiting Happy Hill Farm.
- Make-A-Wish Foundation of North Texas.
- Salvation Army Angel Tree Christmas Program.

## VANDER ESCH'S COWBOYS TOTALS

Year Team	GP-GS	DEFENSE							INTERCEPTIONS					FUMBLES REC				
		ST	AT	TT	Sks-Yds	Tkl/Ls	QB Prs	PBU	FF	No	Yds	Avg	Lg	TD	No	Yds	Avg	Lg
2018 Dallas	16-11	125	51	176	0.0(0)	3(-7)	5	6	0	2	56	28.0	28	0	0	0.0	0	0
2019 Dallas	9-9	58	29	87	0.5(-2)	2(-6)	3	3	1	0	0	0.0	0	0	0.0	0	0	
2020 Dallas	10-10	40	33	73	1.0(-10)	1(-1)	0	1	1	0	0	0.0	0	0	0.0	0	0	
2021 Dallas	17-16	62	24	86	1.0(-7)	3(-6)	5	2	0	1	7	7.0	7	0	0	0.0	0	
2022 Dallas	14-14	69	31	100	1.0(-4)	3(-5)	3	1	1	0	0	0.0	0	0	0.0	0	0	
<b>Totals</b>	<b>66-60</b>	<b>354</b>	<b>168</b>	<b>522</b>	<b>3.5(-23)</b>	<b>12(-25)</b>	<b>16</b>	<b>13</b>	<b>3</b>	<b>3</b>	<b>63</b>	<b>21.0</b>	<b>28</b>	<b>0</b>	<b>0</b>	<b>0.0</b>	<b>0</b>	
<b>Playoffs</b>																		
2018 Dallas	2-2	15	4	19	0.0(0)	0(0)	2	0	0	0	0	0.0	0	0	0.0	0	0	
2021 Dallas	1-1	7	6	13	0.0(0)	0(0)	0	0	0	0	0	0.0	0	0	0.0	0	0	
2022 Dallas	2-2	10	11	21	0.0(0)	0(0)	1	2	0	0	0	0.0	0	0	0.0	0	0	
<b>Totals</b>	<b>5-5</b>	<b>32</b>	<b>21</b>	<b>53</b>	<b>0.0(0)</b>	<b>0(0)</b>	<b>3</b>	<b>2</b>	<b>0</b>	<b>0</b>	<b>0</b>	<b>0.0</b>	<b>0</b>	<b>0</b>	<b>0.0</b>	<b>0</b>	<b>0</b>	

**ADDITIONAL STATISTICS**  
Special Teams Tackles – 2018 (1-2-3).

**SINGLE-GAME HIGHS**  
Total Tackles – 19 at Philadelphia, 11/11/18  
Playoffs – 13 San Francisco, 1/16/22  
Solo Tackles – 15 at Philadelphia, 11/11/18  
Playoffs – 11 vs. Seattle, 1/5/19

### VANDER ESCH'S CAREER GAME-BY-GAME DEFENSE

2018 (Dallas)							2020 (Dallas)									
Game	ST	AT	TT	Sks Yds	Tkl/ Ls	QB Prs	PBU	Game	ST	AT	TT	Sks Yds	Tkl/ Ls	QB Prs	PBU	
L-@ Car 9/9	3	1	4					L-@ LAR 9/13	2	2	4					
W-NYG 9/16	6	0	6					W-Atl 9/20	RESERVE/INJURED-Clavicle							
L-@ Sea 9/23	7	3	10		1(-1)			L-@ Sea 9/27	RESERVE/INJURED-Clavicle							
W-Det 9/30	6	4	10			1		L-Cle 10/4	RESERVE/INJURED-Clavicle							
L-@ Hou 10/7	12	6	18					W-NYG 10/11	RESERVE/INJURED-Clavicle							
W-Jac 10/14	9	3	12			1		L-Ari 10/19	2	2	4					
L-@ Was 10/21	4	1	5					L-@ Was 10/25	9	4	13					
L-Ten 11/5	10	2	12			1	1	L-@ Phi 11/1	1	2	3	1.0(-10)				
W-@ Phi 11/11	15	4	19		1(-5)		1	L-Pit 11/8	3	3	6					
W-@ Atl 11/18	6	6	12			1	3	W-@ Min 11/22	7	6	13					
W-Was 11/22	8	3	11				1	L-Was 11/26	5	5	10	1(-1)				
W-NO 11/29	7	2	9		1(-1)			L-@ Bal 12/3	4	4	8					
W-Phi 12/9	5	3	8					W-@ Cin 12/13	6	2	8				1	
L-@ Ind 12/16	7	5	12					W-SF 12/20	1	3	4					
W-TB 12/23	14	4	18					W-Phi 12/27	INACTIVE/INJURED-Ankle							
W-@ NYG 12/30	6	4	10			1		L-@ NYG 1/3/21	INACTIVE/INJURED-Ankle							
<b>Totals</b>	<b>125</b>	<b>51</b>	<b>176</b>		<b>3(-7)</b>	<b>5</b>	<b>6</b>	<b>Totals</b>	<b>40</b>	<b>33</b>	<b>73</b>	<b>1.0(-10)</b>	<b>1(-1)</b>		<b>1</b>	
<b>Playoffs</b>																
W-Sea 1/5/19	11	1	12			1										
L-@ LAR 1/12/19	4	3	7			1										
<b>Totals</b>	<b>15</b>	<b>4</b>	<b>19</b>			<b>2</b>										
<b>2019 (Dallas)</b>																
Game	ST	AT	TT	Sks Yds	Tkl/ Ls	QB Prs	PBU									
W-NYG 9/8	7	2	9	0.5(-2)		1	1									
W-@ Was 9/15	5	4	9			1										
W-Mia 9/22	6	2	8			1	1									
L-@ NO 9/29	11	4	15			1										
L-GB 10/6	6	6	12													
L-@ NYJ 10/13	6	5	11													
W-Phi 10/20	2	0	2		1(-3)											
W-@ NYG 11/4	INACTIVE/INJURED-Neck															
L-Min 11/10	11	4	15		1(-3)											
W-@ Det 11/17	4	2	6			1										
L-@ NE 11/24	INACTIVE/INJURED-Neck															
L-Buf 11/28	INACTIVE/INJURED-Neck															
L-@ Chi 12/5	INACTIVE/INJURED-Neck															
W-LAR 12/15	INACTIVE/INJURED-Neck															
L-@ Phi 12/22	INACTIVE/INJURED-Neck															
W-Was 12/29	RESERVE/INJURED-Neck															
<b>Totals</b>	<b>58</b>	<b>29</b>	<b>87</b>	<b>0.5(-2)</b>	<b>2(-6)</b>	<b>3</b>	<b>3</b>									

2021 (Dallas)															
Game	ST	AT	TT	Sks Yds	Tkl/ Ls	QB Prs	PBU								
L-@ TB 9/9	2	2	4												
W-@ LAC 9/19	4	3	7	1.0(-7)	1(-2)	1									
W-Phi 9/27	4	0	4												
W-Car 10/3	4	1	5												
W-NYG 10/10	3	2	5			1(-2)									
W-@ NE 10/17	2	2	4												
W-@ Min 10/31	3	1	4												
L-Den 11/7	9	2	11		1(-2)										
W-Atl 11/14	2	1	3												
L-@ KC 11/21	2	1	3				1								
L-LV 11/25	3	1	4												
W-@ NO 12/2	1	1	2												
W-@ Was 12/12	3	1	4				1								
W-@ NYG 12/19	3	1	4												
W-Was 12/26	3	2	5			1									
L-Ari 1/2/22	9	1	10												
W-@ Phi 1/8/22	5	1	6				1								
<b>Totals</b>	<b>62</b>	<b>24</b>	<b>86</b>	<b>1.0(-7)</b>	<b>3(-6)</b>	<b>5</b>	<b>2</b>								
<b>Playoffs</b>															
L-SF 1/16/22	7	6	13												

**VANDER ESCH'S CAREER GAME-BY-GAME, cont.**

2022 (Dallas)									2022 (Dallas), cont.								
Game	ST	AT	TT	Sks Yds	Tkl/ Ls	QB Prs	PBU		Game	ST	AT	TT	Sks Yds	Tkl/ Ls	QB Prs	PBU	
L-TB 9/11.....	7	2	9						W-Hou 12/11.....	0	1	1					
W-Cin 9/18.....	4	4	8	1.0(-4)			1		L-@ Jac 12/18.....	INACTIVE/INJURED-Neck							
W-@ NYG 9/26.....	2	1	3				1		W-Phi 12/24.....	INACTIVE/INJURED-Neck							
W-WAS 10/2.....	6	4	10						W-@ Ten 12/29.....	INACTIVE/INJURED-Neck							
W-@ LAR 10/9.....	3	3	6				1		L-@ Was 1/8/23.....	INACTIVE/INJURED-Neck							
L-@ Phi 10/16.....	4	3	7		1(-3)		1		<b>Totals.....</b>	<b>69</b>	<b>31</b>	<b>100</b>	<b>1.0(-4)</b>	<b>3(-5)</b>	<b>3</b>	<b>1</b>	
W-Det 10/23.....	11	0	11						<b>Playoffs</b>								
W-Chi 10/30.....	5	4	9						W-@ TB 1/16/23....	7	2	9				1 2	
L-@ GB 11/13.....	5	3	8		1(-1)				L-@ SF 1/22/23....	3	9	12					
W-@ Min 11/20.....	3	1	4						<b>Totals.....</b>	<b>10</b>	<b>11</b>	<b>21</b>				<b>1 2</b>	
W-NYG 11/24.....	6	2	8														
W-Ind 12/4.....	12	2	14		1(-1)												

# TRISTAN VIZCAINO

16 • Kicker


6-2 • 215 • 7/31/96

Washington • FA-'23

NFL: 2nd Year • Cowboys: 1st Year

Games/Starts: 2022-3/0; Career-10/0

Postseason: 2022-0/0; Career-0/0



**PRO:** The Cowboys added Tristan Vizcaino to the practice squad during the 2022 postseason and then signed him back during the 2023 offseason in their search for a long-term solution in the kicking game. Vizcaino has kicked in 10 games for four different teams since he entered the league in 2019, making 11-of-12 field goals and 15-of-20 PATs over his career, with a long field goal of 47 yards and a touchback percentage of 40.9% (18-of-44) on his kickoff attempts.

**TRANSACTION SUMMARY:**

- 2/22/23:** Signed with Dallas.
- 1/16/23:** Released by New England and signed to Dallas' practice squad (1/19).
- 11/12/22:** Signed with Arizona, released (11/15) and signed to New England's practice squad (11/21).
- 6/10/22:** Signed with New England, released (8/30) and signed to New England's practice squad (9/21).
- 3/5/21:** Signed with the LA Chargers, released (10/26) and signed to the Chargers practice squad (10/29).
- 1/1/21:** Signed to San Francisco's practice squad, released (1/4) and signed to Buffalo's practice squad (1/23).
- 11/21/20:** Signed to Minnesota's practice squad and released (12/15).
- 1/22/20:** Signed with Dallas, released (4/22), signed with Cincinnati (8/1) and released (8/26).
- 2/6/19:** Signed with Cincinnati and released (8/30).

**2022 (New England/Arizona/Dallas):**

- Signed with New England in June, was released after camp and signed to the Patriots practice squad. Elevated in two games for the Patriots, handling kickoff duties in both games but did not attempt a field goal.
- Signed to Arizona's active roster on Nov. 12 to replace an injured Matt Prater, kicking in one game and going two-of-two on field goals and three-of-three on PATs.
- Signed back to New England's practice squad on Nov. 21 after being released by Arizona, then signed to Dallas' practice squad on Jan. 19, 2023 prior to the Divisional Round playoff game at San Francisco (1/22/23).

**2021 (LA Chargers):**

- Signed with the LA Chargers and won the kicking battle, kicking in six games and making six-of-seven field goals and 10-of-15 PATs. Released in October and signed to the Chargers practice squad for the remainder of the year.
- Made his season debut at Washington (9/12), making both field goals (33, 27) and both PAT tries.
- Made a season-long 46-yard field goal against Dallas (9/19), connecting on three-of-four field goals in the game.

**2020 (Dallas/Cincinnati/Minnesota/San Francisco):**

- Signed with Dallas in the offseason but was released in April before signing back with Cincinnati for training camp. Released by Cincinnati at the end of camp and signed to the Vikings practice squad in November before landing with the 49ers for the final game of the season.
- Handled kicking duties for San Francisco's regular season finale against Seattle (1/3/21), making all three field goal tries (36, 47, 33) and both PATs.

**2019 (Cincinnati):**

- Signed with Cincinnati as an undrafted free agent, but was released after camp and spent the year out of football.

**COLLEGE:**

- Played in 52 games over four seasons at Washington, connecting on 12-of-20 field goals (60.0%) with a long of 44 yards. Handled the majority of kickoff duties, booting 324 kickoffs with 100 touchbacks.
- Also handled some punting duties, punting 56 times for a 40.6 average with 17 downed inside the 20-yard line, with 51 of those punts coming in his 2016 junior season.

**PERSONAL:**

- Attended Damien High school in Chino Hills, Calif., where he earned third-team all-state after converting 15 field goals in 21 attempts with a long of 47 yards in three seasons as Damien's kicker.
- Earned his degree in sociology from Washington.
- Has a fiancé, Morgan Zolferino.

VIZCAINO'S NFL TOTALS

Year Team	GP-GS	SCORING									
		FGM	FGA	Pct	Long	Blk	XPM	XPA	Pct	Blk	Points
2020 San Francisco.....	1-0	3	3	100.0	47	0	2	2	100.0	0	11
2021 LA Chargers.....	6-0	6	7	85.7	46	0	10	15	66.7	0	28
2022 Arizona.....	1-0	2	2	100.0	46	0	3	3	100.0	0	9
New England.....	2-0	0	0	0.0	0	0	0	0	0.0	0	0
<b>Totals.....</b>	<b>10-0</b>	<b>11</b>	<b>12</b>	<b>91.7</b>	<b>47</b>	<b>0</b>	<b>15</b>	<b>20</b>	<b>75.0</b>	<b>0</b>	<b>48</b>

Year Team	FIELD GOAL ACCURACY									
	10-19	Pct	20-29	Pct	30-39	Pct	40-49	Pct	50+	Pct
2020 San Francisco.....	0-0	0.0	0-0	0.0	2-2	100.0	1-1	100.0	0-0	0.0
2021 LA Chargers.....	0-0	0.0	3-3	100.0	2-2	100.0	1-2	50.0	0-0	0.0
2022 Arizona.....	0-0	0.0	0-0	0.0	1-1	100.0	1-1	100.0	0-0	0.0
New England.....	0-0	0.0	0-0	0.0	0-0	0.0	0-0	0.0	0-0	0.0
<b>Totals.....</b>	<b>0-0</b>	<b>0.0</b>	<b>3-3</b>	<b>100.0</b>	<b>5-5</b>	<b>100.0</b>	<b>3-4</b>	<b>75.0</b>	<b>0-0</b>	<b>0.0</b>

Year Team	KICKOFFS					SPECIAL TEAMS TACKLES							
	No	TB	TB%	Ret	Ret Avg.	Solo	Ast	Tot	FF	FR	BP	BFG	BX
2020 San Francisco.....	1	1	100.0	0	0.0	0	0	0	0	0	0	0	0
2021 LA Chargers.....	31	13	41.9	18	24.3	0	0	0	0	0	0	0	0
2022 Arizona.....	6	4	66.7	2	16.0	0	0	0	0	0	0	0	0
New England.....	6	0	0.0	6	20.2	0	0	0	0	0	0	0	0
<b>Totals.....</b>	<b>44</b>	<b>18</b>	<b>40.9</b>	<b>26</b>	<b>22.7</b>	<b>0</b>	<b>0</b>	<b>0</b>	<b>0</b>	<b>0</b>	<b>0</b>	<b>0</b>	<b>0</b>

# MATT WALETZKO

## 71 • Tackle


6-8 • 320 • 12/15/99

North Dakota • D5a: '22 (155th overall)

NFL: 2nd Year • Cowboys: 2nd Year

Games/Starts: 2022-3/0; Career-3/0

Postseason: 2022-0/0-IR; Career-0/0



**PRO:** The Dallas Cowboys drafted Matt Waletzko in the fifth round (155th overall) to add a big-bodied, athletic profile to their offensive line group. Waletzko played in 32 games at North Dakota over four seasons, and in his first pro season, he saw action in three games on special teams before a shoulder injury ended his season. He returns in his second year with the ideal frame and build to fight for opportunities at tackle on the Cowboys line.

**TRANSACTION SUMMARY:**

- 10/22/22:** Placed on Reserve/Injured with a shoulder injury.
- 4/30/22:** Drafted in the fifth round (155th overall) by Dallas.

**2022:**

- Played in the first three games of the season and was inactive for two before undergoing shoulder surgery and going on season-ending Reserve/Injured on Oct. 22.
- Made his NFL debut on special teams against Tampa Bay (9/11).

**COLLEGE:**

- Started 10 of the 11 games he played as a senior, missing the final contest with a shoulder injury.
- As a junior, started all seven spring games and helped North Dakota lead the nation in fewest negative plays, earning All-MVFC Academic first-team honors and All-MVFC second-team.
- Started the first six games of the season as a sophomore before a left ACL injury sidelined him for the remainder of the season.
- Played in nine games with five starts at left tackle as a true freshman.

**PERSONAL:**

- Standout lineman at Rocori High School in Cold Spring, Minn.
- Became the second student athlete from Rocori to be drafted into the NFL - Eric Decker, 2010.
- Majored in sociology at North Dakota.

**COMMUNITY:**

- 2022 Reliant Home Run Derby benefiting the Salvation Army.
- 2022 Rookie Club presented by Blockchain.com.
- 2022 Early Thanksgiving Day Meal at The Salvation Army.
- 2022 NFL My Cause My Cleats campaign.
- 2022 Prison Fellowship Camp.
- Play 60 Week events.
- Hispanic Heritage outreach.
- Annual Team Holiday Hospital Visits.
- Make-A-Wish Foundation of North Texas.

WALETZKO'S COWBOYS TOTALS

GAMES/STARTS (regular season, playoffs): 2022 (3/0, 0/0-IR). Totals: 3/0, 0/0.

# SAM WILLIAMS

54 • Defensive End

6-4 • 262 • 3/31/99  
 Mississippi • D2-'22 (56th overall)  
 NFL: 2nd Year • Cowboys: 2nd Year  
 Games/Starts: 2022-15/0; Career-15/0  
 Postseason: 2022-2/0; Career-2/0



**COLLEGE:** In the second round (56th overall) of the 2022 NFL Draft, the Dallas Cowboys selected talented edge rusher Sam Williams out of Mississippi. In three seasons with the Rebels, he collected 134 tackles, 22.5 sacks - including a school record 12.5 in 2021 - 33.5 tackles for loss, six forced fumbles, a fumble recovery, an interception and two pass breakups. He played in 15 games in his first pro season, tallying 19 tackles, a team-leading seven tackles for loss, 4.0 sacks, 20 pressures, a forced fumble and three fumble recoveries. As Williams grows into the NFL game, he will be relied on to make a bigger impact in his second season.

**TRANSACTION SUMMARY:**

**4/29/22:** Drafted in the second round (56th overall) by Dallas.

**2022:**

- Played in 15 games and tallied 19 tackles, a team-leading seven tackles for loss, 4.0 sacks, 20 pressures, a forced fumble and tied a team-high with three fumble recoveries.
- Made his NFL debut in the season opener against Tampa Bay (9/11), but did not record any stats.
- Recorded his first career stats, making a tackle and a tackle for loss against Cincinnati (9/18).
- Registered his first career sacks, picking up 2.0 against Detroit (10/23), including a strip sack that he recovered for his first career forced fumble and fumble recovery.
- Added a sack each at Green Bay (11/13) and at Washington (1/8/23).
- Picked up three tackles, a season-high two tackles for loss and four pressures at Minnesota (11/20).
- Played in both postseason contests but did not record any stats.

**COLLEGE:**

- Was a first-team All-SEC selection and All-American as a "Super Senior" after exercising an additional year of eligibility due to the COVID-19 pandemic and started all 13 games in 2021, setting the Ole Miss single-season school record with 12.5 sacks, adding 57 tackles, 16 tackles for loss, eight quarterback pressures, a pass breakup, ranked 10th nationally with four forced fumbles and returned one fumble 33 yards for a touchdown.
- Appeared in 10 games in 2020 with six starts as a senior while seeing time at linebacker and defensive end to tally 40 tackles, 4.0 sacks, a team-high eight tackles for loss, three quarterback pressures and a forced fumble.
- Played in 12 games with eight starts in his first season with Ole Miss as a junior in 2019, making 37 tackles, a team-high 6.0 sacks, 9.5 tackles for loss, five pressures, a pass breakup, an interception and a forced fumble.
- Was named a first-team NJCAA All-American and MACJC Defensive Lineman of the Year following his sophomore campaign at Northeast Mississippi Community College in 2018, totaling 75 tackles, 28.5 tackles for loss, 17.5 sacks - tied for the most in the nation - four forced fumbles and four pass breakups in nine games.
- Played in nine games and recorded 53 tackles, 3.5 sacks, 11 tackles for loss and two forced fumbles in his first season at Northeast Mississippi Community College.

**PERSONAL:**

- Attended Robert E. Lee High School in Montgomery, Ala.
- Graduated from Ole Miss with a bachelor's degree in multi-disciplinary studies.
- Has a son, Sam Jr.

**COMMUNITY:**

- 2022 Reliant Home Run Derby benefiting the Salvation Army.
- 2022 Rookie Club presented by Blockchain.com.
- 2022 Early Thanksgiving Day Meal at The Salvation Army.
- 2022 NFL My Cause My Cleats campaign.
- 2023 Dallas Cowboys Draft Day/Fan Appreciation Party.
- Play 60 Week events.
- Hispanic Heritage outreach.
- Annual Team Holiday Hospital Visits.

**WILLIAMS' COWBOYS TOTALS**

Year Team	GP-GS	DEFENSE										INTERCEPTIONS					FUMBLES REC			
		ST	AT	TT	Sks-Yds	Tkl/Ls	QB Prs	PBU	FF	No	Yds	Avg	Lg	TD	No	Yds	Avg	Lg	TD	
2022 Dallas	15-0	12	7	19	4.0(-26)	7(-15)	20	1	1	0	0	0.0	0	0	3	0	0.0	0	0	
<b>Playoffs</b>																				
2022 Dallas	2-0	0	0	0	0.0(0)	0(0)	0	0	0	0	0	0.0	0	0	0	0	0.0	0	0	

# DONOVAN WILSON

## 6 • Safety

6-0 • 205 • 2/21/95

Texas A&M • D6-'19 (213th overall)

NFL: 5th Year • Cowboys: 5th Year

Games/Starts: 2022-17/17; Career-51/30

Postseason: 2022-2/2; Career-3/3



**PRO:** Donovan Wilson was added to the mix at the safety position with the selection of the former Texas A&M product in the sixth round (213th overall) of the 2019 NFL Draft. Wilson played in 11 games as a rookie, seeing a majority of his time on special teams. In his second season, Wilson earned a starting role in Week 5 and went on to start 10 of the final 12 games, missing two to a groin injury. By season's end, he ranked fourth on the defense with 68 tackles while tying for first with two fumble recoveries, tying for second with three forced fumbles and two interceptions and tied for third with 3.5 sacks. Wilson was limited to starts in three-of-nine contests in 2021, suffering multiple injuries through the season and posted 30 tackles with one for a loss, one hurry and one breakup. Wilson had a breakout campaign in his fourth season, leading the team with a career-best 108 tackles, 5.0 sacks, four tackles for loss, nine pressures, two forced fumbles and an interception. His 5.0 sacks were tied for the most by a Cowboys defensive back in a single season since 1982 with Bill Bates, who had 5.0 in 1984. For his efforts, Wilson signed a three-year deal with the Cowboys to keep him in the secondary for the near future.

### TRANSACTION SUMMARY:

**3/14/23:** Signed a three-year deal with Dallas through 2025.

**11/24/21:** Placed on Reserve/Injured with a shoulder/chest injury, designated for return (12/15) and activated (12/25).

**4/26/19:** Drafted in the sixth round (213th overall) by Dallas.

### 2022:

- Paced the defense with a career-best 108 tackles, also logged 5.0 sacks, four tackles for loss, nine pressures, two pass breakups, two forced fumbles and an interception.
- His 5.0 sacks were tied for the most by a Cowboys defensive back in a single season since 1982 with Bill Bates, who had 5.0 in 1984.
- Started the season opener against Tampa Bay (9/11), registering seven tackles, a pressure and an interception.
- Led the defense with 10 tackles, a sack, two pressures and a pass breakup at the N.Y. Giants (9/26).
- Notched sacks in consecutive games at Philadelphia (10/16) and against Detroit (10/23).
- Logged seven tackles with one for a loss, topping 100 tackles for the first time in his career at Philadelphia (12/24).
- Played in his 50th career game at Tennessee (12/29) and posted his fifth sack of the season, tying Bill Bates for the most sacks by a Cowboys defensive back in a season since 1982 when sacks became official.
- Tied for second on the team with seven tackles and added two pass breakups in the Wild Card game at Tampa Bay (1/26/23), then had eight tackles and a hurry at San Francisco in the Divisional Round (1/22/23).

### 2021:

- Limited to three starts in nine games, injuring his groin early in the season, then a chest and shoulder injury later.
- Posted 30 tackles, one for a loss, one hurry and one breakup on the year.
- Started the season opener at Tampa Bay (9/9) and logged a hurry but was Inactive/Injured-groin for the next four games, returning to limited duty for the win at New England (10/31).
- Started at free safety for the win over Atlanta (11/14) and notched three tackles and a hurry, then served as a team captain at Kansas City (11/21).
- Suffered a chest and shoulder injury in the Chiefs game, landed on Reserve/Injured on Nov. 24 and returned to practice Dec. 15.
- Saw action against Washington (12/26) and notched three tackles.
- Started as the third safety in his postseason debut, finishing the Wild Card game against San Francisco (1/16/22) with eight tackles and a pressure.

### 2020:

- Earned a starting safety spot in Week 5 and started 10 of the remaining 12 games, missing two with a groin injury, and finished fourth on the team with 68 tackles while adding 3.5 sacks (tied for third), three forced fumbles, two fumble recoveries (tied for first) and two interceptions. Also added six special teams tackles.
- Saw extended playing time against Cleveland (10/4), replacing Darian Thompson, and finished with nine tackles and his first career sack.
- Made his first career start and tallied two tackles in the win against the N.Y. Giants (10/11), then selected as a team captain for the Week 6 game against Arizona (10/19).
- Notched his second career sack, which he forced and recovered his first career fumble, to go with four tackles at Philadelphia (11/1).
- Tallied nine tackles, a half sack, two forced fumbles and a fumble recovery at Minnesota (11/22), then selected as the special teams captain for the Thanksgiving game against Washington (11/26), finishing with nine stops.

### 2019:

- Played in 11 games as a rookie, mainly on special teams, and finished the year with three coverage tackles.
- Missed the first two games of the season with an ankle injury, then made his NFL debut on special teams against Miami (9/22).
- Had his first tackle on special teams against Minnesota (11/10).

### COLLEGE:

- A three-year starter and defensive captain for the Aggies who compiled 207 total tackles, 5.0 sacks, 21.5 tackles for loss, 16 pass breakups and eight interceptions.
- Started 11 games as a redshirt senior and led the team with two interceptions and was second with 66 tackles.
- Suffered a season-ending ankle injury during the season-opening UCLA game and received a medical redshirt.

- Posted 59 tackles in 12 games with seven starts as a junior. Also had one interception and 5.5 tackles for loss.
- Saw action in all 13 games as a sophomore, starting seven, and led the Aggies with five interceptions with 63 tackles, 8.5 tackles for a loss with 2.0 sacks, three forced fumbles and two fumble recoveries.
- As a freshman made 19 tackles and two tackles for loss in 10 games, starting one.

**PERSONAL:**

- Attended Woodlawn High School in Shreveport, La., and led the area with 13 picks while earning all-city Defensive Player of the Year (*Shreveport Times*), Class 4A all-state honors and a member of the New Orleans *Times-Picayune* "Nifty 50" as a senior.
- Also had 70 tackles and five forced fumbles, and on offense, made 57 catches for 860 yards and nine scores.
- Earned his degree in sports management from Texas A&M.

**COMMUNITY:**

- 2019 Rookie Club presented by Essilor USA.
- 2019 Reliant Home Run Derby benefiting the Salvation Army.
- 2019 Dallas Cowboys U High School Camp.
- 2019 Early Thanksgiving Day Meal at The Salvation Army.
- Annual Team Holiday Hospital Visits.
- Kick Off Luncheon and Dallas Cowboys Family Cookbook benefiting Happy Hill Farm.
- Make-A-Wish Foundation of North Texas.

**WILSON'S COWBOYS TOTALS**

Year Team	GP-GS	DEFENSE										INTERCEPTIONS					FUMBLES REC			
		ST	AT	TT	Sks-Yds	Tkl/Ls	QB Prs	PBU	FF	No	Yds	Avg	Lg	TD	No	Yds	Avg	Lg	TD	
2019 Dallas.....	11-0	0	0	0	0.0(0)	0(0)	0	0	0	0	0	0	0	0	0	0	0	0	0	0
2020 Dallas.....	14-10	49	18	67	3.5(-25)	1(-1)	2	4	3	2	5	2.5	5	0	2	0	0.0	0	0	
2021 Dallas.....	9-3	21	9	30	0.0(0)	1(-4)	1	1	0	0	0	0.0	0	0	0	0	0.0	0	0	
2022 Dallas.....	17-17	80	28	108	5.0(-35)	4(-6)	9	2	2	1	0	0.0	0	0	1	0	0.0	0	0	
<b>Totals.....</b>	<b>51-30</b>	<b>150</b>	<b>55</b>	<b>205</b>	<b>8.5(-60)</b>	<b>6(-11)</b>	<b>12</b>	<b>7</b>	<b>5</b>	<b>3</b>	<b>5</b>	<b>1.7</b>	<b>5</b>	<b>0</b>	<b>3</b>	<b>0</b>	<b>0.0</b>	<b>0</b>	<b>0</b>	
<b>Playoffs</b>																				
2021 Dallas.....	1-1	4	4	8	0.0(0)	0(0)	1	0	0	0	0	0.0	0	0	0	0	0.0	0	0	
2022 Dallas.....	2-2	9	6	15	0.0(0)	0(0)	1	2	0	0	0	0.0	0	0	0	0	0.0	0	0	
<b>Totals.....</b>	<b>3-3</b>	<b>13</b>	<b>10</b>	<b>23</b>	<b>0.0(0)</b>	<b>0(0)</b>	<b>2</b>	<b>2</b>	<b>0</b>	<b>0</b>	<b>0</b>	<b>0.0</b>	<b>0</b>	<b>0</b>	<b>0</b>	<b>0</b>	<b>0.0</b>	<b>0</b>	<b>0</b>	

**ADDITIONAL STATISTICS**

Special Teams Tackles – 2019 (2-1-3), 2020 (6-0-6). Totals: 8-1-9.

**SINGLE-GAME HIGHS**

Total Tackles – 11 vs. San Francisco, 12/20/20  
Solo Tackles – 8 vs. Washington, 10/2/22

**WILSON'S CAREER GAME-BY-GAME DEFENSE**

Game	2019 (Dallas)									
	ST	AT	TT	Sks Yds	Tkl/ Ls	QB Prs	PBU			
W-NYG 9/8.....	INACTIVE/INJURED-Ankle									
W-@ Was 9/15.....	INACTIVE/INJURED-Ankle									
W-Mia 9/22.....										
L-@ NO 9/29.....	INACTIVE									
L-GB 10/6.....										
L-@ NYJ 10/13.....										
W-Phi 10/20.....										
W-@ NYG 11/4.....										
L-Min 11/10.....										
W-@ Det 11/17.....										
L-@ NE 11/24.....	INACTIVE									
L-Buf 11/28.....										
L-@ Chi 12/5.....										
W-LAR 12/15.....										
L-@ Phi 12/22.....										
W-Was 12/29.....										
<b>Totals.....</b>										

Game	2020 (Dallas), cont.									
	ST	AT	TT	Sks Yds	Tkl/ Ls	QB Prs	PBU			
L-@ Bal 12/3.....	INACTIVE/INJURED-Groin									
W-@ Cin 12/13.....	INACTIVE/INJURED-Groin									
W-SF 12/20.....	6	5	11			1	2			
W-Phi 12/27.....	5	1	6							
L-@ NYG 1/3/21.....	3	0	3	1.0(-10)			1			
<b>Totals.....</b>	<b>49</b>	<b>18</b>	<b>67</b>	<b>3.5(-25)</b>	<b>1(-1)</b>	<b>2</b>	<b>4</b>			

Game	2020 (Dallas)									
	ST	AT	TT	Sks Yds	Tkl/ Ls	QB Prs	PBU			
L-@ LAR 9/13.....										
W-Atl 9/20.....										
L-@ Sea 9/27.....										
L-Cle 10/4.....	7	2	9	1.0(-1)	1(-1)					
W-NYG 10/11.....	1	1	2							
L-Ari 10/19.....	7	2	9							
L-@ Was 10/25.....	2	1	3							
L-@ Phi 11/1.....	4	0	4	1.0(-10)		1	1			
L-Pit 11/8.....	2	0	2							
W-@ Min 11/22.....	5	4	9	0.5(-4)						
L-Was 11/26.....	7	2	9							

Game	2021 (Dallas)									
	ST	AT	TT	Sks Yds	Tkl/ Ls	QB Prs	PBU			
L-@ TB 9/9.....										
W-@ LAC 9/19.....	INACTIVE/INJURED-Groin									
W-Phi 9/27.....	INACTIVE/INJURED-Groin									
W-Car 10/3.....	INACTIVE/INJURED-Groin									
W-NYG 10/10.....	INACTIVE/INJURED-Groin									
W-@ NE 10/17.....	1	0	1							
W-@ Min 10/31.....	2	2	4		1(-4)					
L-Den 11/7.....	5	1	6							
W-Atl 11/14.....	1	2	3							
L-@ KC 11/21.....	3	1	4				1			
L-LV 11/25.....	RESERVE/INJURED									
W-@ NO 12/2.....	RESERVE/INJURED									
W-@ Was 12/12.....	RESERVE/INJURED									
W-@ NYG 12/19.....	RESERVE/INJURED-DFR									
W-Was 12/26.....	3	0	3							
L-Ari 1/2/22.....	3	3	6							
W-@ Phi 1/8/22.....	3	0	3							
<b>Totals.....</b>	<b>21</b>	<b>9</b>	<b>30</b>		<b>1(-4)</b>	<b>1</b>	<b>1</b>			
<b>Playoffs</b>										
L-SF 1/16/22.....	4	4	8				1			



Game	2022 (Dallas)			Sks Yds	Tkl/ Ls	QB Prs	PBU
	ST	AT	TT				
L-TB 9/11.....	5	2	7			1	1
W-Cin 9/18.....	7	1	8		1(-2)	1	
W-@ NYG 9/26.....	8	2	10	1.0(-11)		2	1
W-WAS 10/2.....	8	1	9			1	
W-@ LAR 10/9.....	6	1	7				
L-@ Phi 10/16.....	3	1	4	1.0(0)			
W-Det 10/23.....	4	2	6	1.0(-10)			
W-Chi 10/30.....	7	2	9		1(-1)	2	
L-@ GB 11/13.....	5	4	9				
W-@ Min 11/20.....	2	0	2				
W-NYG 11/24.....	2	4	6			2	
W-Ind 12/4.....	7	1	8	1.0(-9)			

Game	2022 (Dallas), cont.			Sks Yds	Tkl/ Ls	QB Prs	PBU
	ST	AT	TT				
W-Hou 12/11.....	4	1	5				1(-1)
L-@ Jac 12/18.....	3	1	4				
W-Phi 12/24.....	6	1	7				1(-2)
W-@ Ten 12/29.....	1	0	1	1.0(-5)			
L-@ Was 1/8/23.....	3	3	6				
<b>Totals</b> .....	<b>80</b>	<b>28</b>	<b>108</b>	<b>5.0(-35)</b>	<b>4(-6)</b>	<b>9</b>	<b>2</b>
<b>Playoffs</b>							
W-@ TB 1/16/23.....	4	3	7				2
L-@ SF 1/22/23.....	5	3	8				1
<b>Totals</b> .....	<b>9</b>	<b>6</b>	<b>15</b>				<b>1</b>

# NAHSHON WRIGHT

(nuh-SHAWN)

## 25 • Cornerback

6-4 • 200 • 9/23/98  
 Oregon State • D3c: '21 (99th overall)  
 NFL: 3rd Year • Cowboys: 3rd Year  
 Games/Starts: 2022-7/2; Career-20/3  
 Postseason: 2022-0/0; Career-0/0



**PRO:** When the Dallas Cowboys drafted Nahshon Wright with their third selection in the third round (99th overall) of the 2021 NFL Draft, the team added a long, athletic ball-hawking cornerback. Wright came to Dallas to compete for action among a deep cornerback corps, and he has started three of the 20 games he has played, seeing a majority of time on special teams. He will return for his third season looking to build upon his experiences among a developing secondary.

#### TRANSACTION SUMMARY:

**4/30/21:** Drafted in the third round (99th overall) by Dallas.

#### 2022:

- Played in seven games with two starts, recording 22 tackles, one tackle for loss and four pass breakups along with his first career interception. Added one special teams tackle.
- Made his season debut on special teams against Chicago (10/30) after being inactive for the first seven games.
- Named a special teams captain and saw increased time on defense at Jacksonville (12/18) and made his first tackles of the season - logging four.
- Had eight tackles along with a tackle for loss and two breakups - the first of his career - against Philadelphia (12/24).
- Made his first start of the season at Tennessee (12/29) and led the defense with a career-best nine tackles, two pass breakups and his first career interception.
- Was inactive for both postseason contests.

#### 2021:

- Played in 13 games with one start, seeing time mainly on special teams. Posted seven tackles on defense and had a blocked punt return for a touchdown on the year.
- Made his NFL debut on special teams in the opener at Tampa Bay (9/9).
- Recovered a Dorance Armstrong blocked punt in the end zone for a touchdown in the win over Atlanta (11/14).
- Missed the game at New Orleans (12/2) on the COVID list and returned against Washington (12/26), seeing action mainly on special teams. Played on defense with the game in hand and recorded his first career defensive stops.
- Had his first career start with Anthony Brown (COVID-19) and Trevon Diggs (illness) out and had a season-best four tackles at Philadelphia (1/8/22).

#### COLLEGE:

- As a junior in 2020, started all six games he played and earned All-Pac-12 honorable mention from coaches, posting 30 tackles, one for a loss, one sack, two interceptions and six pass breakups.
- Started 10-of-12 games played in 2019 as a sophomore after transferring to Oregon State and tallied 34 tackles with three interceptions.
- Began his career at Laney JC in Oakland, Calif. in 2018, and tallied 17 tackles, 1.5 for losses, four interceptions - two returned for touchdowns - and seven breakups, starting 12 of the 13 games he played.
- Helped Laney take home the 2018 state championship.

#### PERSONAL:

- Was a wide receiver and cornerback at James Logan High School in Union City, Calif.
- Also lettered in basketball and track and field at James Logan.
- Majored in kinesiology at Oregon State.

#### COMMUNITY:

- 2022 Dallas Cowboys Draft Day/Fan Appreciation Party.
- 2022 Early Thanksgiving Day Meal at The Salvation Army.
- 2022 NFL My Cause My Cleats campaign.
- 2022-23 Prison Fellowship Camp.
- Annual Team Holiday Hospital Visits.
- Make-A-Wish Foundation of North Texas.

## WRIGHT'S COWBOYS TOTALS

Year Team	GP-GS	DEFENSE								INTERCEPTIONS				FUMBLES REC					
		ST	AT	TT	Sks- Yds	Tkl/ Ls	QB Prs	PBU	FF	No	Yds	Avg	Lg	TD	No	Yds	Avg	Lg	TD
2021 Dallas.....	13-1	5	2	7	0.0(0)	0(0)	0	0	0	0	0	0	0	0	0	0	0	0	0
2022 Dallas.....	7-2	16	6	22	0.0(0)	1(-1)	0	4	0	1	0	0.0	0	0	0	0	0	0	0
<b>Totals.....</b>	<b>20-3</b>	<b>21</b>	<b>8</b>	<b>29</b>	<b>0.0(0)</b>	<b>1(-1)</b>	<b>0</b>	<b>4</b>	<b>0</b>	<b>1</b>	<b>0</b>	<b>0.0</b>	<b>0</b>	<b>0</b>	<b>0</b>	<b>0</b>	<b>0</b>	<b>0</b>	<b>0</b>
<b>Playoffs</b>																			
2021 Dallas.....	0-0	0	0	0	0.0(0)	0(0)	0	0	0	0	0	0.0	0	0	0	0	0	0	0
2022 Dallas.....	0-0	0	0	0	0.0(0)	0(0)	0	0	0	0	0	0.0	0	0	0	0	0	0	0
<b>Totals.....</b>	<b>0-0</b>	<b>0</b>	<b>0</b>	<b>0</b>	<b>0.0(0)</b>	<b>0(0)</b>	<b>0</b>	<b>0</b>	<b>0</b>	<b>0</b>	<b>0</b>	<b>0.0</b>	<b>0</b>	<b>0</b>	<b>0</b>	<b>0</b>	<b>0</b>	<b>0</b>	<b>0</b>

## ADDITIONAL STATISTICS

Special Teams Tackles – 2021 (2-0-2); 2022 (1-0-1). Totals: 3-0-3.

Special Teams – 2021 (1 Blk Punt Return, 0 yards, 1 TD).

## 2023 DRAFT PICKS


## MAZI SMITH

58 • Defensive Tackle

6-3 • 328 • 6/16/01

Michigan • D1-'23 (26th overall)

NFL: Rookie • Cowboys: Rookie



**COLLEGE:** The Dallas Cowboys bolstered the interior of their defensive line with the selection of Mazi Smith in the first round (26th overall) of the 2023 NFL Draft. Smith fits the build as a quality space eater, coming in at 6'3", 325 pounds and continually displayed his strength as a run stuffer through his final two seasons at Michigan where he started all 28 games and posted 85 tackles. Smith will be counted upon to add to an improving defensive tackle spot and will fight for a starting role in his rookie season.

## TRANSACTION SUMMARY:

4/27/23: Drafted in the first round (26th overall) by Dallas.

## 2022 (Michigan):

- As a senior, earned his fourth varsity letter, team Defensive Player of the Year, All-BigTen first-team and was on the Bednarik Award watch list.
- Started all 14 games and had a career-best 48 tackles with three for loss, a half sack, a forced fumble and a fumble recovery.
- Established a career-high with eight tackles against Maryland.
- His forced fumble and fumble recovery came against TCU in the CFP Semifinal at the Fiesta Bowl.

## 2021 (Michigan):

- Academic All-Big Ten and varsity letter winner (third season), starting all 14 games at nose tackle as a junior.
- Talled 37 tackles, three tackles for losses, four pressures and four breakups.
- Earned his first career start against Western Michigan, notched a season-best six tackles at Nebraska and a career-high five solo stops at Maryland.

## 2020 (Michigan):

- As a sophomore, earned his second varsity letter and Academic All-Big Ten, seeing action in five games, posting three tackles and a tackle for loss.

## 2019 (Michigan):

- Earned his first varsity letter, playing in two games as a true freshman and notched a pair of tackles.

## PERSONAL:

- Played in the 2019 Under Armour All-American Game and earned two selections to the *Detroit News* All-State Team.
- Helped East Kentwood, Mich., High School to the state quarterfinals as a senior, finishing with 81 tackles, with 18 for loss, and three forced fumbles.
- Majored in creative writing and literature at Michigan.

## SMITH'S MICHIGAN TOTALS

Year Team	GP-GS	DEFENSE								INTERCEPTIONS				FUMBLES REC					
		ST	AT	TT	Sks- Yds	Tkl/ Ls	QB Prs	PBU	FF	No	Yds	Avg	Lg	TD	No	Yds	Avg	Lg	TD
2019 Michigan.....	2-0	0	2	2	0.0(0)	0(0)	0	0	0	0	0	0.0	0	0	0	0	0	0	0
2020 Michigan.....	5-0	1	2	3	0.0(0)	1(0)	0	0	0	0	0	0.0	0	0	0	0	0	0	0
2021 Michigan.....	14-14	15	22	37	0.0(0)	3(-5)	4	4	0	0	0	0.0	0	0	0	0	0	0	0
2022 Michigan.....	14-14	24	24	48	0.5(-4)	3(-8)	1	0	1	0	0	0.0	0	0	1	0	0.0	0	0
<b>Totals.....</b>	<b>35-28</b>	<b>40</b>	<b>50</b>	<b>90</b>	<b>0.5(-4)</b>	<b>6(-13)</b>	<b>5</b>	<b>4</b>	<b>1</b>	<b>0</b>	<b>0</b>	<b>0.0</b>	<b>0</b>	<b>0</b>	<b>1</b>	<b>0</b>	<b>0.0</b>	<b>0</b>	<b>0</b>

# LUKE SCHOONMAKER (SKOON-maker)

86 • Tight End

6-5 • 255 • 9/28/98  
 Michigan • D2-'23 (58th overall)  
 NFL: Rookie • Cowboys: Rookie




**COLLEGE:** In the second round (58th overall) of the 2023 NFL Draft, the Dallas Cowboys selected their tight end of the future in Luke Schoonmaker. The former Michigan Wolverine finished his collegiate career with 54 receptions for 637 yards and seven touchdowns while playing in 43 games with 21 starts. He had a breakout season as a fifth-year senior in 2022, finishing second on the team in catches (35) and third in receiving yards (418) and receiving touchdowns (three) - all career-highs. In Dallas, Schoonmaker will join a tight end group ripe with youth and plenty of opportunities on the field to contribute on offense.

**TRANSACTION SUMMARY:**

**4/28/23:** Drafted in the second round (58th overall) by Dallas.

**2022 (Michigan):**

- As a fifth-year senior, appeared in 12 games at tight end with 11 starts and caught 35 passes for 418 yards with three touchdowns while also playing on special teams as he earned All-BigTen third-team honors.
- Led the team against Maryland with a career-high 72 yards on seven catches along with a touchdown.
- Hauled in a career-high nine catches, totaling 67 yards and a touchdown at Indiana.
- Caught a touchdown and two-point conversion among 56 yards against Purdue in the Big Ten Championship.

**2021 (Michigan):**

- Appeared in all 14 games as a senior tight end and special teams contributor with 10 starts and caught 17 passes for 165 yards and three touchdowns.
- Was an All-Big Ten honorable mention and shared the team's Most Improved Player honors.
- Caught two touchdowns for the first time of his career in a start against Indiana.
- Collected two catches for 49 yards against Iowa in the Big Ten Championship Game.

**2020 (Michigan):**

- Appeared in all six games as a junior at tight end and on special teams but did not record any statistics.

**2019 (Michigan):**

- As a sophomore, played in 10 games and caught two passes for 54 yards and one touchdown while also contributing on special teams.
- Caught his first career pass, a 29-yard reception from Joe Milton, playing tight end against Rutgers.
- Registered his first career touchdown on a 25-yard reception at Illinois.

**2018 (Michigan):**

- Appeared in one game as a true freshman at Rutgers but did not record a catch.

**PERSONAL:**

- Attended Hamden, Conn., Hall Country Day School where he helped the team win the New England Preparatory School Athletic Council Championship in 2016 and led the team to win its regional bowl game in 2017.
- Played quarterback, wide receiver, tight end and cornerback during his high school career and accumulated 343 yards and one touchdown as a receiver, carried the ball 34 times for 306 yards and two touchdowns and threw for 201 yards and two touchdowns as a senior.
- Also was a pitcher and first baseman on the school's baseball team.
- Majored in communication and media at Michigan.

**SCHOONMAKER'S MICHIGAN TOTALS**

Year Team	GP-GS	RECEIVING					RUSHING				
		No	Yds	Avg	Long	TD	No	Yds	Avg	Long	TD
2018 Michigan	1-0	0	0	0.0	0	0	0	0	0.0	0	0
2019 Michigan	10-0	2	54	27.0	29	1	0	0	0.0	0	0
2020 Michigan	6-0	0	0	0.0	0	0	0	0	0.0	0	0
2021 Michigan	14-10	17	165	9.7	27	3	0	0	0.0	0	0
2022 Michigan	12-11	35	418	11.9	40	3	0	0	0.0	0	0
<b>Totals</b>	<b>43-21</b>	<b>54</b>	<b>637</b>	<b>11.8</b>	<b>40</b>	<b>7</b>	<b>0</b>	<b>0</b>	<b>0.0</b>	<b>0</b>	<b>0</b>

# DEMARVION OVERSHOWN

35 • Linebacker

(De-MAR-vee-on oh-ver-SHOWN)

6-3 • 230 • 8/13/00

Texas • D3-'23 (90th overall)

NFL: Rookie • Cowboys: Rookie



**COLLEGE:** A five year collegiate linebacker who utilized his extra year of eligibility, DeMarvion Overshown joins the Cowboys as a third round (90th overall) draft pick from the 2023 NFL Draft with a versatile skill set that allows defenses to maximize his athletic profile. Overshown played in 50 career games with 33 starts at Texas, earning first-team All-Big 12 honors in his final collegiate season. Over his five-year career, Overshown tallied 249 tackles, 30.5 tackles for loss, 9.0 sacks, 18 breakups, three fumble recoveries and three interceptions. He will be a valuable chess piece for Defensive Coordinator Dan Quinn to deploy across the Dallas defense in 2023 and beyond.

**TRANSACTION SUMMARY:**

**4/28/23:** Drafted in the third round (90th overall) by Dallas.

**2022 (Texas):**

- Named first-team All-Big 12 at linebacker by conference coaches and the Associated Press and a Butkus Award semifinalist after playing in 12 games with 11 starts as a super senior, establishing career-highs with 96 tackles, 10 tackles for loss and 4.0 sacks with two quarterback hurries and five pass breakups.
- Made six tackles and had one pass breakup in a shutout victory over Oklahoma in the Red River Showdown.
- Had eight tackles, two tackles for loss, one sack, one quarterback hurry and one breakup at Oklahoma State.
- Tallied 11 tackles with half a tackle for loss and half a sack against TCU.
- Made a career-best 14 tackles, two tackles for loss, one sack and two pass breakups in the regular season finale against Baylor.

**2021 (Texas):**

- Selected as a 2021 Butkus Award semifinalist and earned All-Big 12 honorable mention as a linebacker after posting a team-leading 74 tackles with 5.5 tackles for loss, 2.0 sacks, two fumble recoveries, two pressures, two pass breakups and one blocked kick in 10 starts as a senior.
- Recorded a season-high 13 tackles with a half sack in the season-opening victory against Louisiana.
- Had a standout performance against Oklahoma in the Red River Showdown with eight tackles, two tackles for loss, a sack, one fumble recovery, two quarterback hurries and a blocked punt that set up a Texas touchdown.
- Made 10 tackles with a career-high eight solo stops and had one fumble recovery at TCU.

**2020 (Texas):**

- Earned All-Big 12 honorable mention and started all 10 games to total 60 tackles, eight tackles for loss, one sack, a team-high seven pass breakups, two forced fumbles, one fumble recovery, four quarterback hurries and a team-high two interceptions.
- Recorded 11 tackles and one interception against Oklahoma.
- Posted eight tackles, two tackles for loss, one sack, a forced fumble and broke up one pass against West Virginia.
- Tallied six tackles, one interception, one fumble recovery and two quarterback hurries in the Valero Alamo Bowl versus Colorado, earning Alamo Bowl Defensive MVP honors.

**2019 (Texas):**

- Played in eight games with his first two career starts, finishing with 18 tackles, seven tackles for loss, two sacks, one forced fumble, one interception and four pass breakups as a sophomore.
- Made his first career start against Kansas and had five tackles, two tackles for loss and a sack.

**2018 (Texas):**

- Played in nine games and had one tackle as a freshman.

**PERSONAL:**

- Named first-team all-state by the Associated Press and Texas Sports Writers Association at Arp, Texas, High School, where he totaled 142 tackles, 14 tackles for loss, 5.0 sacks, five interceptions and 13 breakups.
- Tabbed Defensive MVP of District 9-3A II and first-team all-district as a senior in 2017.
- Played in the 2018 Under Armour All-America Game.
- Majored in anthropology at Texas.

**OVERSHOWN'S TEXAS TOTALS**

Year Team	GP-GS	DEFENSE										INTERCEPTIONS					FUMBLES REC			
		ST	AT	TT	Sks-Yds	Tkl/Ls	QB Prs	PBU	FF	No	Yds	Avg	Lg	TD	No	Yds	Avg	Lg	TD	
2018 Texas	9-0	0	1	1	0.0(0)	0(0)	0	0	0	0	0	0	0	0	0	0	0	0	0	
2019 Texas	8-2	17	1	18	2.0(-13)	7.0(-26)	1	4	1	1	1	0	0	0	0	0	0	0	0	
2020 Texas	10-10	32	28	60	1.0(-9)	8.0(-25)	4	7	2	2	29	14.5	29	0	1	0	0	0	0	
2021 Texas	11-10	38	36	74	2.0(-14)	5.5(-19)	2	2	0	0	0	0	0	0	2	0	0	0	0	
2022 Texas	12-11	49	47	96	4.0(-19)	10.0(-37)	2	5	0	0	0	0	0	0	0	0	0	0	0	
<b>Totals</b>	<b>50-33</b>	<b>136</b>	<b>113</b>	<b>249</b>	<b>9.0(-55)</b>	<b>30.5(107)</b>	<b>9</b>	<b>18</b>	<b>3</b>	<b>3</b>	<b>29</b>	<b>9.7</b>	<b>29</b>	<b>0</b>	<b>3</b>	<b>0</b>	<b>0.0</b>	<b>0</b>	<b>0</b>	

# VILIAMÍ FEHOKO

(villy-AH-me) (fuh-HO-ko)

## 93 • Defensive Line

6-4 • 283 • 12/16/99  
 San Jose State • D4-'23 (129th overall)  
 NFL: Rookie • Cowboys: Rookie




**COLLEGE:** With the selection of Vilami Fehoko in the fourth round (129th overall) of the 2023 NFL Draft, the Dallas Cowboys added a versatile pass rusher who is able to play on the edge and inside the tackles. After five seasons at San Jose State, Fehoko finished his career with the Spartans second in program history in tackles for loss (46) and fifth in career sacks (23.0). In Dallas Fehoko will add depth to a Cowboys defensive line that tied for third in the NFL in sacks in 2022 (54), while also contributing on John Fassel's special teams units.

**TRANSACTION SUMMARY:**

- 4/29/23:** Drafted in the fourth round (129th overall) by Dallas.
- 2022 (San Jose State):**
- Named Mountain West Defensive Player of the Year and first-team All-Mountain West after finishing fifth in the country with a career-high 19 tackles for loss and ranking third in the MWC with a career-best 9.0 sacks.
  - Notched a career-high 69 tackles, good for third on the team, while earning a spot on the *Sporting News* All-America second team.
  - Finished the season with three multi-sack games in his final six contests.
  - Named Mountain West Defensive Player of the Week after tallying career-highs in tackles (12), tackles for loss (4.5) and tying a career-high with 2.0 sacks while forcing a fumble in the win against Nevada.
- 2021 (San Jose State):**
- Earned first-team All-Mountain West honors as a junior, starting all 12 games and leading San Jose State in tackles for loss (12.5), sacks (7.0) and forced fumbles (three).
  - Finished with 37 tackles and had a pair of sacks at both Western Michigan and UNLV.
- 2020 (San Jose State):**
- First time being named first-team All-Mountain West as he started all eight games for the 2020 Mountain West Conference Champions.
  - Led the MWC and tied for 17th nationally with 12.5 tackles for loss, including a seven-game streak with at least one tackle for loss.
  - Finished second on the Spartans with 6.0 sacks and tallied a sack in four straight games.
- 2019 (San Jose State):**
- Played in all 12 games and started 11 contests, recording 44 tackles, three tackles for loss and a sack.
  - Tied for second on the team with four pass breakups, all in pass rush situations.
  - Notched his first collegiate sack against Boise State.
- 2018 (San Jose State):**
- Saw action in four conference games as a reserve defensive lineman while completing his redshirt season, recording five tackles.
  - Made his collegiate debut against San Diego State.

**PERSONAL:**

- A consensus three-star recruit out of Saint Francis High School in Mountain View, Calif.
- Named first-team All-West Coast Athletic League and *San Francisco Chronicle* honorable mention All-Metro Pick.
- A second cousin of current Tampa Bay Buccaneers defensive tackle Vita Vea.
- Speaks Tongan and can communicate effectively in sign language.
- Majored in communications at San Jose State.

**FEHOKO'S SAN JOSE STATE TOTALS**

Year Team	GP-GS	DEFENSE							INTERCEPTIONS				FUMBLES REC						
		ST	AT	TT	Sks- Yds	Tkl/ Ls	QB Prs	PBU	FF	No	Yds	Avg	Lg	TD	No	Yds	Avg	Lg	TD
2018 San Jose State...4-0		2	3	5	0.0(0)		0(0)	0	0	0	0	0	0	0	0	0	0	0	0
2019 San Jose State...12-11		16	28	44	1.0(-13)		3(-15)	2	4	0	0	0	0	0	0	0	0	0	0
2020 San Jose State...8-8		23	13	36	6.0(-47)		12.5(-65)	2	3	0	0	0	0	0	1	0	0	0	0
2021 San Jose State...12-12		21	16	37	7.0(-32)		12.5(-42)	5	6	3	0	0	0	0	0	0	0	0	0
2022 San Jose State...12-12		41	28	69	9.0(-60)		19(-89)	7	1	2	0	0	0	0	1	13	13.0	13	0
<b>Totals</b> .....	<b>48-43</b>	<b>103</b>	<b>88</b>	<b>191</b>	<b>23.0(-152)</b>		<b>47(-211)</b>	<b>16</b>	<b>17</b>	<b>5</b>	<b>0</b>	<b>0</b>	<b>0.0</b>	<b>0</b>	<b>2</b>	<b>13</b>	<b>6.5</b>	<b>13</b>	<b>0</b>

**ASIM RICHARDS** (AH-sum)

76 • Tackle

6-4 • 315 • 10/2/00

North Carolina • D5-'23 (169th overall)

NFL: Rookie • Cowboys: Rookie



**COLLEGE:** Asim Richards embarks on his NFL career after being selected in the fifth round (169th overall) of the 2023 NFL Draft. In Dallas, Richards will provide the offense with a young, athletic offensive lineman who played both left and right tackle through his four-year career at North Carolina.

**TRANSACTION SUMMARY:**

**4/29/23:** Drafted in the fifth round (169th overall) by Dallas.

**2022 (North Carolina):**

- As a senior, allowed only three sacks on the year, starting all 14 games to earn third-team All-ACC honors.
- The Tar Heels ranked second in the ACC in yards-per-game (462.8) and passing yards-per-game (309.3) and ranked third with a 34.4 point-per-game average.

**2021 (North Carolina):**

- Started all 13 games as a junior, blocking for an offense that averaged 35.2 points (19th in the NCAA, third in the ACC) and was fourth in the conference, 10th in the nation, with an average of 468.2 yards-per-game.
- North Carolina's rushing offense ranked second in the ACC (212.5) and the pass offense ranked sixth (255.7).

**2020 (North Carolina):**

- As a sophomore, started 11 of the 12 games he played, aiding an offense that established a school record (first in the conference, fifth in the NCAA) with an average of 537.3 yards-per-game, including 301.4 passing yards-per-game (second in the ACC, 18th in the country).
- North Carolina was second in the conference, ninth in the nation, averaging 41.7 points-per-outing.

**2019 (North Carolina):**

- Played in nine games along the offensive line and on special teams as a true freshman, helping the Tar Heels offense to 474.0 yards-per game (second in the ACC, 12th in the nation).

**PERSONAL:**

- Named to the All-USA Pennsylvania first-team as a senior offensive tackle at Haverford, Penn., High School.
- Also played tight end and defensive line through his prep career, posting 133 tackles, 13.0 sacks, 31 tackles for loss, three forced fumbles and three fumble recoveries in four seasons.
- Played on Haverford's basketball team.

**RICHARD'S NORTH CAROLINA TOTALS**

GAMES/STARTS (regular season, playoffs): 2019 (9/0); 2020 (11/12); 2021 (13/13); 2022 (14/14). Totals: 47/39.

**ERIC SCOTT**

37 • Cornerback

6-1 • 205 • 8/7/98

Southern Mississippi • D6a-'23 (178th overall)

NFL: Rookie • Cowboys: Rookie



**COLLEGE:** On the third day of the 2023 NFL Draft, the Dallas Cowboys moved to the top of the sixth round by trading their 2024 fifth round draft pick for the first pick of the round (178th overall) to select Southern Mississippi cornerback Eric Scott, Jr. A tall and rangy corner, Scott (6-2) possesses the physical traits that Defensive Coordinator Dan Quinn looks for in defensive backs in the mold of All-Pro, and current Cowboys, Trevon Diggs (6-1) and Stephon Gilmore (6-0). Scott concluded his collegiate career at Southern Miss with 78 tackles, 12 pass breakups, five interceptions and two fumble recoveries in 34 games and 27 starts in three collegiate seasons (2020-22) after transferring from Butler Community College (El Dorado, Kansas).

**TRANSACTION SUMMARY:**

**4/29/23:** Drafted in the fourth round (178th overall) by Dallas.

**2022 (Southern Miss):**

- Played in all 13 games as a senior, making 11 starts at defensive back, and collected 27 tackles, two tackles for loss, five pass breakups and intercepted two passes - both returned for touchdowns.
- Enjoyed standout performances against Liberty and Tulane, registering a season-high four tackles and a pick six in each contest.

**2021 (Southern Miss):**

- As a junior, played in all 12 games with 11 starts and posted 20 tackles, two interceptions, two pass breakups and the first two fumble recoveries of his career.
- Tallied a season-high three stops against both Troy and UTEP.
- Registered an interception and a fumble recovery at Middle Tennessee.

**2020 (Southern Miss):**

- Appeared in nine games as a sophomore transfer, made five starts and compiled a career-high 31 tackles, an interception and five pass breakups.
- Had four-or-more tackles in six games, including a career-high eight stops against Louisiana Tech.

**2019 (Butler CC):**

- Played in 11 games and recorded 11 tackles, five pass breakups and two interceptions - one for a score - during his freshman campaign.

**PERSONAL:**

- Attended Basehor-Linwood High School in Basehor, Kansas, where he appeared in a total of 33 games, registered 126 total tackles, five tackles for loss, nine interceptions and 13 pass deflections.
- Earned his degree in liberal arts from Southern Mississippi.


**SCOTT'S COLLEGIATE TOTALS**

Year Team	GP-GS	DEFENSE						INTERCEPTIONS				FUMBLES REC							
		ST	AT	TT	Sks- Yds	Tk/ Ls	QB Prs	PBU	FF	No	Yds	Avg	Lg	TD	No	Yds	Avg	Lg	TD
2019 Butler CC.....	11-0	7	4	11	0.0(0)	0	5	0	2	97	48.5	100t	1	0	0	0.0	0	0	0
2020 Southern Miss....	9-5	18	13	31	0.0(0)	0	5	0	1	20	20.0	20	0	0	0	0.0	0	0	0
2021 Southern Miss..	12-11	15	5	20	0.0(0)	0	2	0	2	23	11.5	23	0	2	0	0.0	0	0	0
2022 Southern Miss..	13-11	18	9	27	0.0(0)	0	5	0	2	57	28.5	32t	2	0	0	0.0	0	0	0
<b>Totals.....</b>	<b>45-27</b>	<b>58</b>	<b>31</b>	<b>89</b>	<b>0.0(0)</b>	<b>0.0(0)</b>	<b>0</b>	<b>17</b>	<b>0</b>	<b>7</b>	<b>197</b>	<b>28.1</b>	<b>100t</b>	<b>3</b>	<b>2</b>	<b>0</b>	<b>0.0</b>	<b>0</b>	<b>0</b>

# DEUCE VAUGHN

## 42 • Running Back

5-5 • 180 • 11/2/01  
 Kansas State • D6b-23 (212th overall)  
 NFL: Rookie • Cowboys: Rookie



**COLLEGE:** The Dallas Cowboys drafted one of the most decorated players in college football when they selected Deuce Vaughn in the sixth round (212th overall) of the 2023 NFL Draft. Vaughn left Kansas State with school records for receptions (116) and receiving yards (1,280) by a running back, ranked second in career rushing yards (3,604), rushing attempts (651), 100-yard rushing games (21) and was the first player in school history with 1,000 rushing yards and 1,000 receiving yards in a career. Vaughn's production at a Power Five collegiate program and his athletic traits should provide a road map for an explosive playmaker in the NFL.

**TRANSACTION SUMMARY:**

**4/29/22:** Drafted in the sixth round (212th overall) by Dallas.

**2022 (Kansas State):**

- Named a consensus All-American for a second-straight season - the second player in school history to pick up the honor twice in a career - and earned first-team All-America honors as an all-purpose player from the Associated Press after ranking eighth nationally in total rushing yards (1,558), fourth among running backs in receiving yards (378), scoring 12 total touchdowns and led the nation in scrimmage yards (1,936) in 14 starts as a junior.
- His 2022 season totals also ranked third in school history in rushing yards (1,558) and all-purpose yards (1,936), tied for second in 100-yard rushing games (nine), fourth in rushing attempts (293), and he was the fastest to 1,000 rushing yards in a season (177th attempt).
- Set a career-high with 170 rushing yards against Texas Tech.
- Named the MVP of the Big 12 Championship game after rushing for 130 yards and a score in the win over TCU.
- Set the school's bowl record with a career-long 88-yard run in the Sugar Bowl against Alabama, the longest rush of his career and tied for the longest overall play in school bowl history, finishing the day with 133 rushing yards and the score.

**2021 (Kansas State):**

- Earned first-team All-America honors as an all-purpose player from the Associated Press and was the 11th player in school history to be named a consensus All-American and the first since 2014 (Tyler Lockett).
- Finished his sophomore campaign with 235 rush attempts for 1,404 yards and 18 rushing scores, adding 49 receptions for 468 yards and four receiving touchdowns. Was one-of-three players in the nation with 1,000 rushing yards and 400 receiving yards, ranked fourth nationally with 22 total touchdowns and fifth in scrimmage yards-per-game (144.0).
- Had 10 receptions against Oklahoma, tied for the most by a Kansas State running back/fullback in the Big 12 era (Darren Sproles against Texas Tech, 2004).
- Ended the season by rushing for 146 yards and three touchdowns in the win over LSU in the Texas Bowl, also hauling in a receiving touchdown as his 24 points scored set a new team bowl record.

**2020 (Kansas State):**

- Rushed for 642 yards and seven touchdowns on 123 carries, caught 25 passes for 434 yards and two touchdowns, and he returned seven kickoffs for 145 yards as a true freshman, leading the team in rushing yards, receiving yards and all-purpose yards.
- Named the Big 12 Offensive Freshman of the Year by the league's coaches, while he was a second-team All-Big 12 selection by both the league's coaches and Associated Press, becoming the first Wildcat true freshman in the Big 12 era (since 1996) to earn First or Second Team All-Big 12 honors on offense.
- One of only three players in the nation to tally at least 600 rushing yards and 400 receiving yards on the year, joining fellow running backs Travis Etienne (Clemson) and Najee Harris (Alabama).
- Talled 125 rushing yards and 221 all-purpose yards against Texas, the most all-purpose yards by a Wildcat true freshman since Tyler Lockett at Oklahoma State in 2011 (315).

**PERSONAL:**

- Played at Cedar Ridge High School in Round Rock, Texas, where he accumulated 5,472 career all-purpose yards with 50 touchdowns, rushing for 4,405 yards and 38 scores to go along with 914 receiving yards and 11 receiving touchdowns. Also returned four kicks for 153 yards and a touchdown.
- Set school records for single-season rushing yardage (1,940) and single-game rushing yards (406).
- Also lettered three years in track and field.
- Father, Chris, is the assistant director of college scouting for the Dallas Cowboys.
- Majored in marketing at Kansas State.

**VAUGHN'S KANSAS STATE TOTALS**

Year Team	GP-GS	RUSHING					RECEIVING				
		No	Yds	Avg	Long	TD	No	Yds	Avg	Long	TD
2020 Kansas State .....	10-10	123	642	5.2	38	7	25	434	17.4	77t	2
2021 Kansas State .....	13-13	235	1,404	6.0	80t	18	49	468	9.6	55	4
2022 Kansas State .....	14-14	293	1,558	5.3	88t	9	42	378	9.0	80t	3
<b>Totals .....</b>	<b>37-37</b>	<b>651</b>	<b>3,604</b>	<b>5.5</b>	<b>88t</b>	<b>34</b>	<b>116</b>	<b>1,280</b>	<b>11.0</b>	<b>80t</b>	<b>9</b>

**JALEN BROOKS****83 • Wide Receiver**

6-1 • 203 • 1/9/97

South Carolina • D7-23 (244th overall)

NFL: Rookie • Cowboys: Rookie



**COLLEGE:** With their last selection in the 2023 NFL Draft (seventh round, 244th overall), the Dallas Cowboys selected wide receiver Jalen Brooks out of South Carolina. Brooks started his collegiate career at Division II Wingate (N.C.) and also had a brief stint at Tarleton State before spending his final three seasons with South Carolina. After joining the Gamecocks in the fall of 2020, Brooks started 22-of-24 games at the Division I level and logged 58 career receptions for 785 yards and two touchdowns. Brooks is a strong, physical wideout who will compete for a role.

**TRANSACTION SUMMARY:****4/29/23:** Drafted in the seventh round (244th overall) by Dallas.**2022 (South Carolina):**

- Started all 12 regular season games as a super senior and ranked second on the team in both receptions (33) and receiving yards (504), both of which were career-highs, along with a receiving touchdown while helping South Carolina (eight wins) to its highest win total since 2017.
- Had the best game of his Division I career with four catches for 88 yards in the season-opening win.
- Recognized with the Overcoming Adversity Award and earned the Community Service Award from coaches.

**2021 (South Carolina):**

- Started each of the first six games and caught 14 passes for 181 yards with a touchdown before missing the second half of the season due to personal reasons.
- Hauled in four receptions for a season-high 63 yards and a touchdown in the win over Kentucky.

**2020 (Tarleton State/South Carolina):**

- Transferred to Tarleton State for the spring semester before transferring to South Carolina in the fall.
- Did not gain eligibility until the fifth game of the season and played in each of the Gamecocks final six contests, starting the final four. Finished the season with 11 receptions for 100 yards.
- Made his first Division I start at Ole Miss and recorded three receptions for a season-high 47 yards.

**2019 (Wingate):**

- Appeared in 12 games where he earned first-team All-South Atlantic Conference honors after reeling in 35 receptions for 751 yards and six touchdowns.
- Had a season-high 121-yard performance, with a career-long 66-yard catch and two scores against UVA Wise.
- Finished the season with three different 100-yard receiving performances, tops on the team.

**2018 (Wingate):**

- Played in all 12 games as a freshman, catching 17 passes for 297 yards and four touchdowns while leading Wingate to the second round of the NCAA Division II playoffs.
- His best game as a freshman was at West Georgia, tallying five catches, 91 yards and two touchdowns.



**PERSONAL:**

- Graduated from Hickory Ridge High School in Harrisburg, N.C., and caught 44 passes for 771 yards and nine touchdowns during his senior season.
- Member of the Wingate track and field team as a freshman, competing in sprints and jumps.
- Majored in sports and entertainment management at South Carolina.

**COMMUNITY:**

- 2023 Prison Fellowship Camp.

**BROOKS' COLLEGIATE TOTALS**

Year Team	GP-GS	RECEIVING					RUSHING				
		No	Yds	Avg	Long	TD	No	Yds	Avg	Long	TD
2018 Wingate .....	12-1	17	297	17.5	40	4	1	4	4.0	4	0
2019 Wingate .....	12-10	35	751	21.5	66	6	2	36	18.0	29	0
2020 South Carolina.....	6-4	11	100	9.1	27	0	0	0	0.0	0	0
2021 South Carolina.....	6-6	14	181	12.9	36	1	0	0	0.0	0	0
2022 South Carolina.....	12-12	33	504	15.3	54	1	4	51	12.8	24	1
<b>Totals .....</b>	<b>48-33</b>	<b>110</b>	<b>1,833</b>	<b>16.7</b>	<b>66</b>	<b>12</b>	<b>7</b>	<b>91</b>	<b>13.0</b>	<b>29</b>	<b>1</b>

**ROOKIE FREE AGENTS AND FIRST-YEAR**

# ISAAC ALARCON

(ahl-are-CONE)

60 • Defensive Line

6-6 • 315 • 7/27/98

Monterrey Tech • IPP-'20

NFL: 1st Year • Cowboys: 1st Year

Games/Starts: 2021-0/0-PS; Career-0/0

Postseason: 2021-0/0-PS; Career-0/0

**TRANSACTION SUMMARY:**

- 1/26/23:** Signed with Dallas as a Future.
- 8/30/22:** Waived and signed to Dallas' Exempt/Practice Squad (8/31).
- 1/17/22:** Signed with Dallas as a Future.
- 8/31/21:** Waived and signed to Dallas' Exempt/Practice Squad (9/1).
- 1/4/21:** Signed with Dallas as a Future.
- 9/5/20:** Waived and signed to Dallas' Exempt/Practice Squad (9/6).
- 7/25/20:** Signed with Dallas as part of the NFL International Player Pathway.

**2022:**

- A season-long member of Dallas' practice squad as part of the NFL's International Player Pathway program.
- Saw action during the preseason before landing on the practice squad.

**2021:**

- Again spent the season on Dallas' practice squad as part of the NFL's International Player Pathway program.
- Saw action through the preseason before landing on the practice squad.

**2020:**

- Spent the entire 2020 season on Dallas' practice squad after being acquired via the NFL's International Player Pathway program.

**COLLEGE:**

- Standout offensive lineman, guiding his team to the 2019 CONADEIP National Championship and selected to play in the Aztec Bowl.
- In 2018 was a top conference and Harbin University (China) selection for the World University Championships.
- Selected to the Stars Bowl for the second straight time in 2017 which pits the CONADEIP All-Star Team against the American NCAA Division III All-Star Team, known as Team Stars & Stripes.
- Earned a spot on the 2016 U-19 Mexican select team for the annual World University Championships in Harbin, China and a spot on the Stars Bowl roster.
- Helped his school to a 2015 National Championship.

**PERSONAL:**

- Attended UANL High School No. 9 in Monterrey, Mexico, where he earned a football scholarship from ITESM (Monterrey Tech).
- Selected by the Cowboys as part of the International Player Pathway program.
- Studied automotive design engineering at Monterrey Tech.

**COMMUNITY:**

- 2020 Rookie Club Salute to Service Week.
- 2022 NFL My Cause My Cleats campaign.
- 2023 Dallas Cowboys Draft Day/Fan Appreciation Party.
- 2022-23 Prison Fellowship Camp.
- Character Conversations with Character Playbook.
- Annual Team Holiday Hospital Visits.
- Make-A-Wish Foundation of North Texas.

# JOSE BARBON (bar-BONE)

Wide Receiver

6-0 • 193 • 4/16/00  
Temple • UDFA-'23  
NFL: Rookie • Cowboys: Rookie



**TRANSACTION SUMMARY:**

5/12/23: Signed with Dallas as a rookie free agent.

**COLLEGE:**

- Left Temple with the most career 100-yard outings (six) while placing fifth on the school's all-time receptions chart (137) and 14th on the receiving yards list (1,600), playing in 42 games with 30 starts.
- Earned All-AAC Honorable Mention as a junior in 2022, starting all 12 games he played and led the team in receptions (72) and yards (918) with two touchdowns.
- As a redshirt sophomore due to COVID exemptions in 2021, notched 10 starts in 12 games played to catch 39 passes for 431 yards and the first two touchdowns of his career.
- As a sophomore, started two of the five games he played and registered 82 yards on eight catches.
- Played in 13 games with six starts as a redshirt freshman and caught 18 passes for 168 yards.
- Redshirted as a true freshman and twice earned Scout Team Player of the Week (once on offense, once on special teams).

**PERSONAL:**

- Born in Havana, Cuba, played receiver and defensive back at Conestoga Valley High School in Lancaster, Penn.
- Was a three-year letterman and twice earned first-team receiver and defensive back honors, recording 68 catches for 1,041 yards and 16 touchdowns as a senior. Added three touchdowns on seven interceptions and had a kick return and two punt return scores.
- Also participated on Conestoga's track and field team.
- Majored in communications studies at Temple.

# T.J. BASS

Guard

6-5 • 315 • 3/31/99  
Oregon • UDFA-'23  
NFL: Rookie • Cowboys: Rookie



**TRANSACTION SUMMARY:**

5/12/23: Signed with Dallas as a rookie free agent.

**COLLEGE:**

- Started 34 straight games over three seasons at Oregon, playing 2,211 total snaps in that span at left tackle (1,379) and left guard (824), and earned first-team All-Pac-12 honors from the league's coaches in 2022 and 2021.
- Played 894 offensive snaps - 879 at left tackle, seven at left guard and eight as an inline tight end - as a super senior - and allowed just 20 total pressures and one sack in 435 total pass-blocking opportunities as he was named the Pac-12 Offensive Lineman of the Week multiple times.
- Started all 14 games as a junior for an offense that ranked in the top-25 nationally with 202.3 rushing yards-per-game and tied for sixth with 36 rushing touchdowns and was named first-team All-Pac-12.
- Started all seven games at left guard for Oregon during the pandemic-shortened 2020 season and was a Coaches Pac-12 All-Conference honorable mention.
- Played his first two collegiate seasons at Butte (Calif.) College, where he was a first-team CCCFCA All-American, selected to the NorCal All-Conference team as a sophomore, and was named first-team CCCFCA All-America and earned first-team All-California Region I honors as a freshman.

**PERSONAL:**

- Was a three-year letterwinner at Mt. Baker High School in Deming, Wash.
- Named the Northwest Conference 1A co-MVP as a senior as he paved the way as an offensive lineman for a Mt. Baker rushing attack that averaged 285.5 yards per game and scored 61 touchdowns on the ground in 13 games while also recording 13.0 sacks, 23.5 tackles for loss and three forced fumbles on defense.
- Majored in general social sciences at Oregon.

# EARL BOSTICK

Tackle

6-6 • 315 • 12/31/98

Kansas • UDFA-'23

NFL: Rookie • Cowboys: Rookie



## TRANSACTION SUMMARY:

**5/12/23:** Signed with Dallas as a rookie free agent.

## COLLEGE:

- In his final year of eligibility in 2022, was the Jayhawks starting left tackle.
- As a senior, started all 12 games at left tackle for a unit that allowed just 16 sacks in 12 games.
- As a redshirt junior in 2020, started seven-of-nine games he played, mainly at right tackle.
- As a junior in 2019, played in the final four games.
- Played in eight games as sophomore, seeing time on the offensive line in the game against Oklahoma State.
- As a true freshman, started four of the 10 games he played at tight end and caught one pass for an eight-yard touchdown.

## PERSONAL:

- Helped Barnwell, S.C., High School to a 12-2 mark and an appearance in the South Carolina Class 2A state semifinals as an all-area defensive lineman as a senior.
- Finished his senior campaign with 80 tackles, 17 for losses, while catching seven passes for 247 yards and four touchdowns on offense.
- Majored in pre-business while at Kansas.

# MYLES BROOKS

Cornerback

6-1 • 200 • 1/2/01

Louisiana Tech • UDFA-'23

NFL: Rookie • Cowboys: Rookie



## TRANSACTION SUMMARY:

**5/12/23:** Signed with Dallas as a rookie free agent.

## COLLEGE:

- As a senior transfer to Louisiana Tech, started 10 of the 12 games he played at cornerback and registered 29 tackles, three interceptions and a team-best eight breakups.
- Began his collegiate career at Stephen F. Austin (2019-21), playing in 31 games and tallying 65 tackles, 17 breakups and six interceptions.
- As a sophomore in 2021, played in 12 games and tied for the team lead with four picks while totaling six breakups and 25 tackles.
- During the 2020 COVID season, played in nine games and added 40 tackles, 13 breakups and two interceptions.
- As a true freshman in 2019, played in 10 games and notched 23 tackles, seven breakups and an interception.

## PERSONAL:

- Earned all-district and all-Central Texas honors as a three-time letterwinning safety and cornerback at Hendrickson High School in Pflugerville, Texas.
- Also lettered three times for Hendrickson's basketball team.
- Majored in kinesiology.

# TYLER COYLE

31 • Safety

6-1 • 215 • 7/27/98

Purdue • UDFA-'21

NFL: 1st Year • Cowboys: 1st Year

Games/Starts: 2022-1/0; Career-3/0

Postseason: 2022-0/0-PS; Career-0/0



### TRANSACTION SUMMARY:

- 1/24/23: Signed with Dallas as a Future.
- 8/30/22: Waived and signed to Dallas' practice squad (8/31).
- 1/17/22: Signed with Dallas as a Future.
- 8/31/21: Waived and signed to Dallas' practice squad (9/1).
- 5/14/21: Signed with Dallas as a rookie free agent.

### 2022:

- Went to camp with Dallas but was released and signed to the practice squad.
- Elevated for the season finale at Washington (1/8/23), recording four tackles on defense and two on special teams.

### 2021:

- Elevated as a COVID-19 replacement for the Thursday night win at New Orleans (12/2), making his NFL debut on special teams.
- Again elevated as a COVID-19 replacement for the season finale at Philadelphia (1/8/22) and logged his first career statistics - two tackles on defense and one on special teams.

### COLLEGE:

- Transferred to Purdue as a graduate student after a four-year stint at UConn, where he played in 35 games and tallied 260 tackles, 7.5 tackles for loss, three interceptions and 18 pass breakups.
- Played in four games as a graduate transfer for Purdue in the COVID-19 shortened 2020 Big Ten season, tallying 13 tackles and a pass breakup.
- Appeared in 11 games for UConn as a senior in 2019 and led the Huskies with 86 tackles while adding 3.5 tackles for loss, nine pass breakups, an interception and two forced fumbles.
- Played in all 12 games, starting 10, as a junior in 2018, finishing fourth in the AAC with 107 total tackles in addition to one tackle for loss and a fumble recovery.
- Started nine-of-12 games as a redshirt freshman in 2017 and led the Huskies with two interceptions while finishing second on the team with seven pass breakups in addition to 67 tackles.
- Redshirted in 2016 as a true freshman.

### PERSONAL:

- Named to the All-Hartford Courant team out of Windsor, Conn., High School where he caught 12 touchdown passes on 29 receptions for 741 yards in his senior season, as the team posted a 10-1 record.
- An outstanding track athlete, ran the second leg of the 4x200 relay that won the high school national championship as a senior in 2016 and was part of the New England champion 4x100 relay team in 2015.
- Has a daughter, Tylani.
- Graduated with a degree in economics from UConn.

### COMMUNITY:

- Annual Team Holiday Hospital Visits.

### COYLE'S COWBOYS TOTALS

Year Team	GP-GS	DEFENSE								INTERCEPTIONS					FUMBLES REC				
		ST	AT	TT	Sks-Yds	Tkl/Ls	QB Prs	PBU	FF	No	Yds	Avg	Lg	TD	No	Yds	Avg	Lg	TD
2021 Dallas	2-0	2	0	–	2	0.0(0)	0(0)	0	0	0	0	0	0	0	0	0	0.0	0	0
2022 Dallas	1-0	4	0	–	4	0.0(0)	0(0)	0	0	0	0	0	0	0	0	0.0	0	0	
<b>Totals</b>	<b>3-0</b>	<b>6</b>	<b>0</b>	<b>–</b>	<b>6</b>	<b>0.0(0)</b>	<b>0(0)</b>	<b>0</b>	<b>0</b>	<b>0</b>	<b>0</b>	<b>0</b>	<b>0</b>	<b>0</b>	<b>0</b>	<b>0.0</b>	<b>0</b>	<b>0</b>	
<b>Playoffs</b>		<b>PRACTICE SQUAD</b>								<b>PRACTICE SQUAD</b>					<b>PRACTICE SQUAD</b>				
2021 Dallas	0-0	PRACTICE SQUAD								PRACTICE SQUAD					PRACTICE SQUAD				
2022 Dallas	0-0	PRACTICE SQUAD								PRACTICE SQUAD					PRACTICE SQUAD				
<b>Totals</b>	<b>0-0</b>	<b>0</b>	<b>0</b>	<b>–</b>	<b>0</b>	<b>0.0(0)</b>	<b>0(0)</b>	<b>0</b>	<b>0</b>	<b>0</b>	<b>0</b>	<b>0</b>	<b>0</b>	<b>0</b>	<b>0</b>	<b>0.0</b>	<b>0</b>	<b>0</b>	

### ADDITIONAL STATISTICS

Special Teams Tackles – 2021 (0-1-1); 2022 (0-2-2). Totals (0-3-3).

**DONTARIO DRUMMOND**

Wide Receiver

(don-tare-EE-oh)

6-1 • 214 • 8/22/97

Mississippi • UDFA-'22

NFL: 1st Year • Cowboys: 1st Year

Games/Starts: 2022-0/0-PS; Career-0/0

Postseason: 2022-0/0-PS; Career-0/0

**TRANSACTION SUMMARY:**

- 1/23/22:** Signed with Dallas as a Future.  
**8/30/22:** Waived and signed to Dallas' practice squad (8/31).  
**5/13/22:** Signed with Dallas as a rookie free agent.

**2022:**

- Spent the entire season on Dallas' practice squad.

**COLLEGE:**

- Started his collegiate career at East Mississippi Community College before transferring to Ole Miss, where he played in 34 games and totaled 114 receptions, 1,633 yards and 15 touchdowns through the air, adding 40 rushing yards and a touchdown on the ground.
- Started 12 games at wide receiver in 2021 and tallied 76 catches for a team-leading 1,028 yards - becoming just the fifth player in Ole Miss history to reach 1,000 receiving yards in a season - with eight total touchdowns.
- Saw action in all 10 games, registering nine starts at wide receiver to haul in 25 catches for 417 yards and seven touchdowns, the second-most on the team.
- Appeared in all 12 games at wide receiver, with nine starts in 2019 and was third on the team with 13 catches for 188 yards in his first season at Ole Miss.
- Was named a first-team NJCAA All-American following his sophomore campaign at East Mississippi Community College, where he totaled 95 receptions, 1,466 receiving yards and 21 touchdowns in two seasons. Left the school as the all-time leader in receptions and receiving yards and led the team to a national title in the 2017 and 2018 JUCO Championship Games.
- Spent his freshman and sophomore years (2017-18) at East Mississippi Community College.

**PERSONAL:**

- Totaled 3,474 all-purpose yards through four years at Laurel, Miss., High School, finishing with 1,568 receiving yards and 17 touchdowns his senior year in 2016.
- Helped Laurel win state championships in both football and basketball.
- Earned his degree in general studies from Mississippi.

**COMMUNITY:**

- 2022 Reliant Home Run Derby benefiting the Salvation Army.
- 2022 Rookie Club presented by Blockchain.com.
- 2022 Early Thanksgiving Day Meal at The Salvation Army.
- Play 60 Week events.
- Hispanic Heritage outreach.
- Annual Team Holiday Hospital Visits.

**DAVID DURDEN**

Wide Receiver

6-1 • 208 • 12/26/98

West Florida • UDFA-'23

NFL: Rookie • Cowboys: Rookie

**TRANSACTION SUMMARY:**

- 5/12/23:** Signed with Dallas as a rookie free agent.

**COLLEGE:**

- Played his final two collegiate seasons at West Florida, recording 88 catches for 1,915 yards and a program record-tying 23 touchdowns.
- Started 12-of-13 games as a senior in 2022, leading the Argonauts with 1,128 receiving yards on 54 catches and established a single-season record with 13 touchdowns while adding 248 punt return yards with a touchdown to earn Associated Press first-team All-America honors.
- Named first-team All-Gulf South Conference as a junior in 2021, starting nine games and leading the team with 787 yards on 34 catches with 10 touchdowns - second in the GSC in receiving yards and third in touchdowns.
- West Florida did not compete in the Fall or Spring due to the COVID-19 pandemic in 2020.

- As a sophomore at Mercer, started eight-of-nine games played and named first-team All-SoCon, returning 29 kicks for 750 yards. Also named second-team All-SoCon at receiver, totaling 45 catches for 647 yards and four scores.
- Started his collegiate career at Mercer in 2018, starting 10 games and scoring seven total touchdowns (five receiving, one passing and one kick return) while catching 18 passes for 407 yards for a team-best 22.6 yards-per-catch and setting a school record with a 95-yard kick return touchdown.

**PERSONAL:**

- Attended Emanuel County Institute in Midville, Ga., where he was a standout baseball player, leading the team to a 78-34 record over four seasons and a state title in 2015 and earned Regional Player of the Year honors as a senior in 2017.
- Drafted in the 20th round by the Boston Red Sox in 2017 and played one season of minor league baseball, batting .220 with seven runs and nine RBI in 30 career games.
- Majored in communications at West Florida.

**PRINCETON FANT**

Tight End

6-2 • 250 • 3/11/99  
Tennessee • UDFA-'23  
NFL: Rookie • Cowboys: Rookie

**TRANSACTION SUMMARY:**

**5/12/23:** Signed with Dallas as a rookie free agent.

**COLLEGE:**

- Played six seasons for Tennessee, starting 14-of-46 games played and caught 52 passes for 579 yards and five scores, moving to tight end from running back prior to 2019. Had five rushing scores and one passing.
- Accounted for nine total touchdowns - five rushing, three receiving, one passing - as a super senior in 2022, catching 22 passes for 241 yards and rushing six times for 17 yards - leading all SEC tight ends in rushing scores.
- Played in all 13 games with seven starts at tight end in 2021, catching 16 passes for 220 yards.
- As a redshirt junior in 2020, played in all 10 games and made three starts, totaling 12 receptions for 103 yards and a touchdown.
- Appeared in eight games as a reserve tight end and finished with two receptions for 19 yards in 2019 after switching from running back prior to the season.
- Played in two games as a redshirt freshman in 2018 and had three carries for seven yards.
- Redshirted his freshman 2017 season and did not play.

**PERSONAL:**

- Rated a three star recruit at LaVergne High School in La Vergne, Tenn., serving as a captain for all four years of high school despite missing his junior and senior seasons after undergoing surgeries for a torn ACL.
- Cousin Noah Fant plays tight end for the Seattle Seahawks.
- Earned his degree in sociology from Tennessee in 2021.
- Has a daughter, Aaliyah.

**COMMUNITY:**

- 2023 Prison Fellowship Camp.

**SETH GREEN**

47 • Tight End

6-4 • 255 • 2/14/98  
Houston • FA-'22  
NFL: 1st Year • Cowboys: 1st Year  
Games/Starts: 2022-0/0-PS; Career-0/0  
Postseason: 2022-0/0-PS; Career-0/0

**TRANSACTION SUMMARY:**

**1/26/23:** Signed with Dallas as a Future.

**8/30/22:** Waived by Houston, signed to Dallas' practice squad (10/11) and waived (12/21).

**5/13/22:** Signed with Houston as a rookie free agent.

**2022 (Houston/Dallas):**

- Signed with the Houston Texans as an undrafted free agent following the 2022 NFL Draft but was waived at the final cut date.
- Signed to Dallas' practice squad (10/11) but was released two months later.

**COLLEGE:**

- Transferred to Houston after a five-year stint at Minnesota, playing 33 games as a wildcat quarterback and receiver, recording 388 rushing yards and 15 rushing touchdowns on 388 carries.
- Moved to tight end in his lone season at Houston, appearing in all 12 games and setting career-highs with 13 receptions and 157 receiving yards.
- In his final year at Minnesota, a shortened season in 2020, rushed for seven yards and two touchdowns while catching three passes for 38 yards.
- Played in 12 games in 2019 and rushed 29 times for 99 yards and five touchdowns. His lone completion was a one-yard touchdown pass in the Outback Bowl win over Auburn.
- Had his best season at Minnesota as a redshirt sophomore in 2018, rushing for 282 yards and eight touchdowns on 76 carries. Also completed four-of-five passes for two touchdowns.
- Played in one game as a redshirt freshman, as a reserve at quarterback against Middle Tennessee.
- Redshirted in 2016 as a true freshman.

**PERSONAL:**

- Attended nearby Allen, Texas, High School and helped lead the Eagles to a 14-1 record and a state championship berth in his senior season as a dual-threat quarterback, completing 81 passes for 1,481 yards and 19 touchdowns while rushing 99 times for 865 yards and 10 scores.
- Before moving to North Texas, spent three years at East Ridge High School in Woodbury, Minn., where he completed 142 passes for 1,850 yards and 20 touchdowns as a junior.
- Also played basketball at East Ridge High School.

**COMMUNITY:**

- 2022 Rookie Club presented by Blockchain.com.
- 2022 Early Thanksgiving at The Salvation Army.
- 2022 My Cause My Cleats campaign.
- Character Conversations with Character Playbook.
- Read Across America Day.
- Annual Team Holiday Hospital Visits.

# BROCK HOFFMAN

67 • Guard

6-4 • 315 • 7/2/99

Virginia Tech • FA-'22

NFL: 1st Year • Cowboys: 1st Year

Games/Starts: 2022-3/0; Career-0/0

Postseason: 2022-1/0; Career-1/0

**TRANSACTION SUMMARY:**

- 1/23/23:** Signed with Dallas as a Future.  
**11/7/22:** Waived by Cleveland and signed to Dallas' practice squad (11/16).  
**8/30/22:** Waived and signed to Cleveland's practice squad (8/31).  
**5/13/22:** Signed with Cleveland as a rookie free agent.

**2022 (Cleveland/Dallas):**

- Signed with Cleveland as an undrafted free agent but was waived at the final cut date.
- Signed to Dallas' practice squad in November and was elevated for three games in December, playing mostly on special teams.
- Made his postseason debut at San Francisco (1/22/23) to play on special teams.

**COLLEGE:**

- Played his first two seasons at Coastal Carolina (2017-18) before transferring to Virginia Tech (2019-21), and over the course of his collegiate career, started in 46-of-47 games played.
- Named All-ACC honorable mention in 2021 after starting 11-of-12 games (10 at center and one at left guard).
- Also moved to right tackle in-game at West Virginia (9/18) to replace the Hokies injured right tackle.
- Started all 11 games at center in 2020 and helped the Hokies lead the ACC in rushing (240.1 yards-per-game).
- Redshirted in 2019 after transferring to Virginia Tech from Coastal Carolina.
- Started all 12 games at right guard on the offensive line for Coastal Carolina in 2018 and was a member of the Team Leadership Council.
- Became the first true freshman to start at center in Coastal Carolina's history (since 2003) while starting all 12 games in 2017.

**PERSONAL:**

- Played for Statesville, N.C., High School, earning first-team NCPreps.com all-state honors his senior year.
- Earned his degree in communication science and social inquiry from Virginia Tech.

**COMMUNITY:**

- 2022 Rookie Club presented by Blockchain.com.
- 2022 Early Thanksgiving at The Salvation Army.
- Play 60 Week events.
- Annual Team Holiday Hospital Visits.
- Hispanic Heritage outreach.

**HOFFMAN'S COWBOYS TOTALS**

GAMES/STARTS (regular season, playoffs): 2022 (3/0, 1/0). Totals: 3/0, 1/0.

# DENNIS HOUSTON

## 17 • Wide Receiver

6-1 • 202 • 4/24/99  
Western Illinois • UDFA-'22  
NFL: 1st Year • Cowboys: 1st Year  
Games/Starts: 2022-2/0; Career-2/0  
Postseason: 2022-0/0; Career-0/0



### TRANSACTION SUMMARY:

**1/25/23:** Signed with Dallas as a Future.  
**5/12/22:** Signed with Dallas as a rookie free agent, released (9/20) and signed to Dallas' practice squad (9/22).

### 2022:

- Made the active roster out of camp, catching two passes for 16 yards in two games before being released and signed to Dallas' practice squad for the remainder of the year.
- Made his NFL debut against Tampa Bay (9/11), catching two passes for 16 yards.
- Played on offense and special teams against Cincinnati (9/18) but did not record any stats.

### COLLEGE:

- Caught 169 passes for 2,031 yards with 11 touchdowns in 25 games played in three seasons (2019-21) for the Leathernecks. Also rushed 20 times for 151 yards and two scores.
- As a senior in 2021, named first-team All-Missouri Valley Conference and third-team FCS All-America after hauling in 90 passes for 1,015 yards and six scores. Ran five times for 63 yards and two scores, starting all 11 games.
- Named first-team All-Missouri Valley Conference after appearing in all six games in 2020-21 to lead the team with 43 receptions for 477 yards and two touchdowns. Also rushed six times for 32 yards.
- Played in eight games with six starts as a sophomore transfer to lead the offense with 539 receiving yards on 36 receptions and three touchdowns. Additionally, he rushed for 56 yards on nine carries.
- Played in 10 games as a sophomore at Fullerton College, catching 26 passes for 360 yards and three scores.
- As a freshman at Houston Baptist, caught 33 passes for 362 yards.

### PERSONAL:

- Attended Warren High School in San Antonio, Texas, and racked up 69 receptions for 1,267 yards and 12 touchdowns as a senior.
- Earned his degree in general studies from Western Illinois.

### COMMUNITY:

- 2022 Reliant Home Run Derby benefiting the Salvation Army.
- 2022 Rookie Club presented by Blockchain.com.
- 2022 Early Thanksgiving at The Salvation Army.
- 2022 My Cause My Cleats campaign.
- 2022 Prison Fellowship Camp.
- Play 60 Week events.
- Annual Team Holiday Hospital Visits.
- Hispanic Heritage outreach.

### HOUSTON'S COWBOYS TOTALS

Year Team	GP-GS	RECEIVING					RUSHING				
		No	Yds	Avg	Long	TD	No	Yds	Avg	Long	TD
2022 Dallas.....	2-0	2	16	8.0	11	0	0	0	0.0	0	0
<b>Playoffs</b>											
2022 Dallas.....	0-0										

PRACTICE SQUAD

PRACTICE SQUAD

# DURRELL JOHNSON (DUH-rell)

## Defensive End

6-3 • 260 • 6/26/98  
Liberty • UDFA-'23  
NFL: Rookie • Cowboys: Rookie



### TRANSACTION SUMMARY:

**5/12/23:** Signed with Dallas as a rookie free agent.

### COLLEGE:

- Played 32 games over three years at Liberty, totaling 120 tackles, 17.5 sacks, 44 tackles for loss, two interceptions, six breakups and three fumble recoveries.
- Appeared in 13 games as a senior in 2022, recording 58 tackles, 9.0 sacks, an NCAA-leading 27.5 tackles for loss, three fumble recoveries and an interception.



- Saw playing time in nine games, starting seven contests, after battling through injuries in 2021, finishing the season with 25 tackles and six tackles for loss with a pass breakup.
- Started all 11 games at defensive end and led the team with 11.5 tackles for loss and 8.5 sacks, adding 38 tackles, six pressures and an interception in his first year at Liberty in 2020.
- Was a two-time all-conference honoree and JUCO All-American at ASA College in Brooklyn, N.Y., prior to transferring to Liberty.

**PERSONAL:**

- Attended Overlea High School in Baltimore, Md., where he was named a Super 22 Athlete and BTC All-Star.
- Graduated from Liberty with a degree in interdisciplinary studies in May 2022 and is pursuing a master's degree in interdisciplinary studies.

**ISAIAH LAND**

Linebacker

6-3 • 245 • 2/5/00

Florida A&amp;M • UDFA-'23

NFL: Rookie • Cowboys: Rookie

**TRANSACTION SUMMARY:****5/12/23:** Signed with Dallas as a rookie free agent.**COLLEGE:**

- Three-year standout performer for Florida A&M, finishing his career with 89 tackles, 42.5 tackles for loss, 29.0 sacks, seven pass breakups, four forced fumbles, two fumble recoveries and an interception over 29 games.
- Played eight games as a senior while battling through injuries in 2022, recording 23 tackles, 12 tackles for loss, 8.0 sacks, two breakups, one forced fumble and a fumble recovery.
- Led the nation with 19.0 sacks and 25.5 tackles for loss to earn AP first-team All-America honors and the 2021 Buck Buchanan Award as the best defensive player in FCS as a junior in 2021, adding 43 tackles, three breakups and three fumble recoveries over 12 starts.
- Did not play in 2020 as the FCS forfeited the season due to the COVID-19 pandemic.
- Played in nine games as a redshirt freshman in 2019, making 23 tackles and adding five tackles for loss, 2.0 sacks and his lone career interception.
- Made an appearance in one game then redshirted his 2018 freshman campaign.

**PERSONAL:**

- Attended Grayson High School in Loganville, Ga.
- Earned his degree in interdisciplinary studies from Florida A&M.

**COMMUNITY:**

- 2023 Prison Fellowship Camp.

**ALEC LINDSTROM**

65 • Center

6-3 • 300 • 7/7/97

Boston College • UDFA-'22

NFL: 1st Year • Cowboys: 1st Year

Games/Starts: 2022-0/0-PS; Career-0/0

Postseason: 2022-0/0-PS; Career-0/0

**TRANSACTION SUMMARY:****1/23/23:** Signed with Dallas as a Future.**8/30/22:** Released and signed to Dallas' practice squad (8/31).**5/12/22:** Signed with Dallas as a rookie free agent.**2022:**

- Went to camp with Dallas as a rookie free agent, was released at the end and signed to Dallas' practice squad.
- Elevated to the active roster for the game against Cincinnati (9/18), but did not play.

**COLLEGE:**

- Started 36-of-47 games played at Boston College, earning All-ACC first-team honors in his final two seasons.
- Named All-ACC first-team as a senior in 2021 and was on the preseason watch list for the Lombardi Award, Rimington Trophy and Outland Trophy, starting all 11 games.
- All-ACC first-team honors and Rimington Award watch list after starting 11 games at center on a team that rushed for 1,119 yards on the season with 11 rushing touchdowns in 2020.
- Started all 13 games at center and was an All-ACC third-team selection as a sophomore in 2019.
- Played in 11 games and started one in his 2018 redshirt freshman campaign, playing mostly on special teams - including long snapper in eight games.
- Earned a medical redshirt as a true freshman in 2017.



**PERSONAL:**

- Two-way lineman for his father, Chris Lindstrom Sr., at Shepherd Hill Regional High School in Dudley, Mass., where he was a *USA Today* All-Massachusetts first-team all-state selection on the offensive line as a senior.
- His father was a Hall of Fame lineman at Boston University and spent three seasons in the NFL, while his brother Chris was a first round draft pick and currently plays for the Atlanta Falcons.
- Earned his undergraduate degree in management and leadership from Boston College.

**COMMUNITY:**

- 2022 Reliant Home Run Derby benefiting the Salvation Army.
- 2022 Rookie Club presented by Blockchain.com.
- 2022 Early Thanksgiving at The Salvation Army.
- 2022 My Cause My Cleats campaign.
- 2022 Prison Fellowship Camp.
- Play 60 Week events.
- Annual Team Holiday Hospital Visits.
- Hispanic Heritage outreach.

**HUNTER LUEPKE** (LIP-key)  
Fullback  
6-1 • 245 • 2/28/00  
North Dakota State • UDFA-'23  
NFL: Rookie • Cowboys: Rookie

**TRANSACTION SUMMARY:**

5/12/23: Signed with Dallas as a rookie free agent.

**COLLEGE:**

- Completed his collegiate career at North Dakota State rushing for 1,665 yards and 24 touchdowns on 274 carries and caught 38 passes for 494 yards and nine touchdowns.
- As a senior, recorded 817 total yards from scrimmage (621 rush; 196 receiving) and 13 total touchdowns, earning All-American and first-team All-Missouri Valley Football Conference honors at fullback in 10 games played.
- Was named an All-American and first team All-MVFC at fullback as a junior after rushing 87 times for 543 yards and eight touchdowns with nine catches for 165 yards and three scores, playing in 13 games with four starts.
- As a sophomore earned All-American and first team All-MVFC honors after adding 458 yards and six touchdowns on 84 carries and 37 yards and a score on four receptions while playing in six games with five starts.
- Played in 14 games with two starts at fullback as a redshirt freshman and had 43 yards and a touchdown on five rushes and caught 11 passes for 96 yards and a score to earn All-MVFC honorable mention.
- Redshirted as a true freshman.

**PERSONAL:**

- Attended Spencer, Wisc., High School where he was a four-year starter, a two-year captain, three-time all-conference first team running back, two-time Conference Offensive Player of the Year (2015 and 2017) and 2017 Regional Offensive Player of the Year who played running back, linebacker, defensive end and returned kicks.
- Racked up 5,770 all-purpose yards and 95 touchdowns in his career, including 4,452 rushing yards and 82 touchdowns and had 171 career tackles and 10.0 sacks on defense.
- Two-time state champion in wrestling (2017-18), three-time all-conference center fielder in baseball and conference champion in the 100-meter dash.
- Graduated from NDSU in December 2022 with a bachelor's degree in finance.
- Married to Sadie Luepke.

**D'ANGELO MANDELL**  
Defensive Back  
6-0 • 195 • 12/27/98  
BYU • UDFA-'23  
NFL: Rookie • Cowboys: Rookie




**TRANSACTION SUMMARY:**

5/12/23: Signed with Dallas as a rookie free agent.

**COLLEGE:**

- Appeared in 53 career collegiate games with 24 starts at BYU and logged 79 tackles, three tackles for loss, a quarterback hurry and four pass breakups.
- As a senior in 2022 tallied 18 tackles, a half tackle for loss and a pass breakup.

- Started all 13 games in 2021 and had a career-high 36 tackles and four pass breakups.
- As a junior in a COVID-shortened 2020, started one-of-eight games played and had six tackles.
- Played in 13 games with five starts in 2019 and had 21 total tackles and two tackles for loss.
- As a redshirt freshman in 2018 played in 13 games with four starts and had nine tackles.
- Redshirted as a true freshman in 2017.

**PERSONAL:**

- Played on offense and defense at Del Norte High School in San Diego, Calif., where he was a three-time All-CIF, four-time first-team all-league selection and three-time first-team North County selection.
- Totaled 44 tackles with one interception, caught 23 balls for 323 yards and returned kicks as a senior.
- Also ran track, including the 100, 200 and 400-meter events.

## JALEN MORENO-CROPPER

### Wide Receiver

5-11 • 180 • 5/3/01  
Fresno State • UDFA-'23  
NFL: Rookie • Cowboys: Rookie



**TRANSACTION SUMMARY:**

**5/12/23:** Signed with Dallas as a rookie free agent.

**COLLEGE:**

- Spent four years at Fresno State, where he played in 42 games and finished fifth in Bulldogs record books in career receptions (220). He also caught a pass in his last 37 collegiate games dating back to his freshman season, the second-longest streak in program history.
- Named first-team All-Mountain West as a senior in 2022, leading the league with 83 catches and ranked second with 1,086 receiving yards. Became the first Bulldog to have 1,000 receiving yards in a season since 2018.
- Appeared in all 13 games in 2021 and started 10, leading the team in receiving in all categories. Totaled 85 receptions for 899 yards and 11 touchdowns, tied for the second-most receiving touchdowns in the MWC.
- Started five-of-six games in a shortened 2020 season and had three consecutive 100-yard games to close out the season, the first Bulldog with three consecutive 100-yard receiving games since 2017.
- Appeared in 10 games and made five starts as a true freshman, finishing second on the team with 652 all-purpose yards while playing both receiver and running back. Had two of the longest plays of the season for Fresno State with 79 and 82-yard rushes.

**PERSONAL:**

- Rated a four-star recruit by ESPN and lined up at wide receiver, running back, quarterback and defensive back throughout his high school career at Buchanan High School (2018) in Clovis, Calif., and Sanger, Calif., High School (2015-17).
- Primarily a wide receiver in his senior year at Buchanan, caught 22 passes for 565 yards and three touchdowns while rushing for 179 yards and four touchdowns on 25 carries.
- Majored in sociology at Fresno State.

## JOHN STEPHENS

### Tight End

6-6 • 245 • 9/23/99  
Louisiana • UDFA-'23  
NFL: Rookie • Cowboys: Rookie



**TRANSACTION SUMMARY:**

**5/12/23:** Signed with Dallas as a rookie free agent.

**COLLEGE:**

- Transferred to Louisiana for two seasons after spending his first three years at TCU. In his two seasons with the Ragin' Cajuns, played in 27 games and caught 27 passes for 451 yards with seven touchdowns.
- In 2022 recorded 14 receptions for 284 yards and three touchdowns, including a career-long 55-yard catch.
- Caught 13 passes for 167 yards and four touchdowns in his first season at Louisiana.
- In his final season with TCU, appeared in all 12 games in 2019 and totaled 11 receptions for 157 yards.
- Played in eight games as a true freshman and had two receptions for 58 yards, with one of those receptions a 47-yard catch against Oklahoma.

**PERSONAL:**

- Ranked as the top athlete in Louisiana by 247Sports.com out of Logansport, La., High School, tallying 1,001 yards and 17 touchdowns as senior season, adding 64 tackles and 12 tackles for loss as a defensive lineman.
- Earned his degree in general studies.

**ALEX TAYLOR-PRIOLEAU** (PRAY-low)

72 • Tackle

6-8 • 320 • 4/21/97

South Carolina State • FA-'22

NFL: 1st Year • Cowboys: 1st Year

Games/Starts: 2022-1/0; Career-4/0

Postseason: 2022-0/0-PS; Career-0/0

**TRANSACTION SUMMARY:**

- 1/25/23: Signed with Dallas as a Future.  
 9/20/22: Released and signed to Dallas' practice squad (11/9).  
 1/10/22: Signed with Cleveland as a Future, released (8/30) and signed to Cleveland's practice squad (8/31).  
 10/7/21: Released and signed to Cleveland's practice squad (10/12).  
 1/18/21: Signed with Cleveland as a Future, released (8/31) and signed to Chicago's practice squad (9/15).  
 5/5/20: Signed with Cleveland as a rookie free agent, waived (9/16) and signed to Cleveland's practice squad (10/26).

**2022 (Cleveland/Dallas):**

- Went to camp with Cleveland, released at the end and signed to the Browns practice squad for a month before being released and signing to the Cowboys practice squad for the remainder of the season.
- Elevated from Dallas' practice squad for the finale at Washington (1/8/23) and appeared on special teams.

**2021 (Cleveland/Chicago):**

- Went to training camp with Cleveland, was released at the end and signed to Chicago's practice squad. Was released by Chicago in October and re-signed to Cleveland's practice squad for the remainder of the year.
- Elevated by Chicago against Cincinnati (9/18), but was inactive, then released from the Bears practice squad in October and signed back with Cleveland.
- Elevated for the Browns against Arizona (10/17) and against Denver (10/21), playing on special teams.

**2020 (Cleveland):**

- Signed with Cleveland as an undrafted free agent, went to training camp with the team and was released at the cutoff date. Signed to the Browns practice squad, seeing action in one game as a COVID-19 elevation.
- Elevated as a COVID-19 replacement for the regular season finale against Pittsburgh (1/3/21), seeing time on special teams units.

**COLLEGE:**

- Spent two years at Appalachian State, playing offensive line from (2015-16), before transferring to South Carolina State to play basketball. Moved back to football at South Carolina State after one year.
- Started all 11 games at left tackle as a senior in 2019.
- Played in 11 games at right tackle as a junior in 2018.
- In 2017, spent the year as a member of the Bulldogs basketball team before being discovered by the school's offensive line coach, Na'Shan Goddard.
- Played offensive line at Appalachian State (2015-16) before transferring to South Carolina State for basketball.

**PERSONAL:**

- Attended Berkeley High School in Moncks Corber, S.C., where he played basketball and football.
- Only player invited to 2020 NFL combine from an HBCU.
- Uncle, Pierson Prioleau, won Super Bowl XLIV with the New Orleans Saints as a safety.
- Earned a degree in family consumer sciences from South Carolina State.

**TAYLOR-PRIOLEAU'S NFL TOTALS**

GAMES/STARTS (regular season, playoffs): 2020 (1/0, 0/0-Cle); 2021 (2/0, 0/0-Cle); 2022 (3/0, 1/0). **Totals: 4/0, 0/0.**

**JUANYEH THOMAS** (ONE-yay)

30 • Safety

6-1 • 215 • 6/24/00

Georgia Tech • UDFA-'22

NFL: 1st Year • Cowboys: 1st Year

Games/Starts: 2022-0/0-PS; Career-0/0

Postseason: 2022-0/0-PS; Career-0/0

**TRANSACTION SUMMARY:**

- 1/23/22: Signed with Dallas as a Future.  
 8/30/22: Waived and signed to Dallas' practice squad (8/31).  
 5/12/22: Signed with Dallas as a rookie free agent.

**2022:**

- Spent the entire season on Dallas' practice squad.

**COLLEGE:**

- Played in 47 games with 33 starts in his Georgia Tech career, recording 215 tackles, eight tackles for loss, five forced fumbles, four interceptions and 16 pass breakups over four seasons.
- Earned All-ACC honorable mention honors in 2021, starting all 12 games at safety and finishing third on the team with 81 tackles while adding four tackles for loss, six breakups and two forced fumbles.
- Started all 10 games in 2020, leading all defensive backs and finishing third overall on Georgia Tech's defense with 59 tackles to go along with an interception, three pass breakups and two forced fumbles.
- Started 11-of-12 games in 2019, finishing fourth on the defense with 60 tackles and recording four breakups and 2.5 tackles for loss - helping Georgia Tech hold five of its opponents to 200 passing yards-or-less.
- Named true freshman All-American as a kick returner by 247Sports and earned first-team All-ACC recognition as a kick returner from Pro Football Focus in 2018, scoring three non-offensive touchdowns in the form of a 95-yard interception return and two kick return touchdowns. Set five school records for kickoff returns in his first season, appearing in 13 games and leading the team with 12 special teams tackles.

**PERSONAL:**

- Rated as a three-star prospect by ESPN out of Niceville, Fla., High School, where he was a three-time all-state honoree. Teams avoided throwing the ball at him in his senior campaign after he returned interceptions for touchdowns in five consecutive games (a national high school record) and finished his junior season with a school-record eight interceptions overall.
- Earned his degree in literature, media and communications from Georgia Tech.

**COMMUNITY:**

- 2022 Reliant Home Run Derby benefiting the Salvation Army.
- 2022 Rookie Club presented by Blockchain.com.
- 2022 Early Thanksgiving at The Salvation Army.
- 2022 My Cause My Cleats campaign.
- 2023 Prison Fellowship Camp.
- Play 60 Week events.
- Annual Team Holiday Hospital Visits.
- Hispanic Heritage outreach.

# TYRUS WHEAT

(TIE-russ)

## Defensive End

6-2 • 263 • 12/8/99

Mississippi State • UDFA-'23

NFL: Rookie • Cowboys: Rookie


**TRANSACTION SUMMARY:**

**5/12/23:** Signed with Dallas as a rookie free agent.

**COLLEGE:**

- Played three seasons at Mississippi State after transferring from Copiah-Lincoln Community College in Wesson, Miss., where he was ranked the No. 1 junior college inside linebacker per 247Sports.
- Named second-team All-SEC in 2022 after starting all 12 games and totaling 53 tackles, 10.5 tackles for loss and a team-leading 6.0 sacks.
- Started all 13 games in 2021 and registered 46 tackles, 10.5 tackles for loss and a career-high 7.5 sacks.
- As a junior, and in his first season with Mississippi State, appeared in nine games with eight starts. Tied for 12th in the FBS and ranked second in the SEC with two fumble recoveries.
- In 19 career games played for Copiah-Lincoln CC, totaled 104 tackles, including eight for loss, two forced fumbles, three fumble recoveries and five interceptions.
- As a sophomore posted 39 tackles, six tackles for loss and a team-high three interceptions, one for a score.
- Registered 65 tackles with two tackles for loss and two interceptions in his freshman campaign.

**PERSONAL:**

- Rated a consensus three-star prospect out of Amite, La., High School, where he earned All-District 8-2A honors as a senior.
- Earned a degree in interdisciplinary studies from Mississippi State.

**COMMUNITY:**

- 2023 Prison Fellowship Camp.

## 2023 Rookie and First-Year Roster

NO	NAME	POS	HGT	WGT	AGE	NFL EXP	COLLEGE	HOW ACQ.
14	Jose Barbon	WR	6-0	185	23	R	Temple	UDFA-'23
16	Jalen Moreno-Cropper	WR	6-0	180	22	R	Fresno State	UDFA-'23
17	Dennis Houston	WR	6-1	202	24	1	Western Illinois	UDFA-'22
19	Dontario Drummond	WR	6-1	212	25	1	Mississippi	UDFA-'22
30	Juanyeh Thomas	S	6-1	215	22	1	Georgia Tech	UDFA-'22
35	DeMarvion Overshown	LB	6-4	220	22	R	Texas	D3-'23
37	Eric Scott	CB	6-2	202	24	R	Southern Miss	D6-'23
38	D'Angelo Mandell	DB	6-1	192	24	R	BYU	UDFA-'23
39	Myles Brooks	CB	6-2	198	22	R	Louisiana Tech	UDFA-'23
42	Deuce Vaughn	RB	5-6	176	21	R	Kansas State	D6b-'23
43	Hunter Luepke	FB	6-1	236	23	R	North Dakota State	UDFA-'23
47	Seth Green	TE	6-4	240	25	1	Houston	FA-'22
48	Princeton Fant	TE	6-2	245	24	R	Tennessee	UDFA-'23
49	John Stephens	TE	6-5	232	23	R	Louisiana	UDFA-'23
51	Durrell Johnson	DE	6-3	240	24	R	Liberty	UDFA-'23
53	Isaiah Land	LB	6-4	215	23	R	Florida A&M	UDFA-'23
58	Mazi Smith	DT	6-3	325	21	R	Michigan	D1-'23
60	Isaac Alarcon	DL	6-6	315	24	1	Monterrey Tech	IPP-'20
64	Earl Bostick	T	6-6	310	24	R	Kansas	UDFA-'23
65	Alec Lindstrom	C	6-3	300	25	1	Boston College	UDFA-'22
66	T.J. Bass	T	6-4	325	24	R	Oregon	UDFA-'23
76	Asim Richards	T	6-5	315	22	R	North Carolina	D5-'23
83	Jalen Brooks	WR	6-2	205	23	R	South Carolina	D7-'23
85	David Dudren	WR	6-2	200	24	R	West Florida	UDFA-'23
86	Luke Schoonmaker	TE	6-6	250	24	R	Michigan	D2-'23
91	Tyrus Wheat	DE	6-2	260	23	R	Mississippi State	UDFA-'23
93	Viliami Fehoko	DL	6-4	263	23	R	San Jose State	D4-'23

2023 Dallas Cowboys Draft Class



## 2023 Veterans Roster

STAFF

VETERAN  
ROSTER

2022 SEASON

RECORDS

PLAYOFF  
RECORDS

HISTORY

SIDELINES

NO	NAME	POS	HGT	WGT	AGE	NFL EXP	COLLEGE	HOW ACQ.
1	Kelvin Joseph	CB	5-11	200	23	3	Kentucky	D2-'21
2	Jourdan Lewis	CB	5-10	190	27	7	Michigan	D3-'17
3	Brandin Cooks	WR	5-10	183	29	11	Oregon State	T(Hou)-'23
4	Dak Prescott	QB	6-2	228	29	8	Mississippi State	D4b-'16
5	Bryan Anger	P	6-3	214	34	12	California	FA-'21
6	Donovan Wilson	S	6-0	205	28	5	Texas A&M	D6-'19
7	Trevon Diggs	CB	6-1	204	24	4	Alabama	D2-'20
9	KaVontae Turpin	WR	5-7	158	26	2	TCU	FA-'22
10	Cooper Rush	QB	6-3	224	29	6	Central Michigan	FA-'20
11	Micah Parsons	LB	6-3	248	23	3	Penn State	D1-'21
13	Michael Gallup	WR	6-1	205	27	6	Colorado State	D3-'18
14	Jabril Cox	LB	6-3	240	25	3	Louisiana State	D4a-'21
15	Will Grier	QB	6-1	215	28	5	West Virginia	W(Car)-'20
16	Tristan Vizcaino	K	6-2	205	26	2	Washington	FA-'22
18	Jalen Tolbert	WR	6-1	200	24	2	South Alabama	D3-'22
20	Tony Pollard	RB	6-0	212	26	5	Memphis	D4a-'19
21	Stephon Gilmore	CB	6-0	190	32	12	South Carolina	T(Ind)-'23
23	Rico Dowdle	RB	5-11	215	24	4	South Carolina	UDFA-'20
24	Israel Mukuamu	S	6-4	215	23	3	South Carolina	D6b-'21
25	Nahshon Wright	CB	6-4	190	24	3	Oregon State	D3c-'21
26	DaRon Bland	CB	6-0	200	23	2	Fresno State	D5b-'22
27	Jayron Kearse	S	6-4	227	29	8	Clemson	FA-'21
28	Malik Hooker	S	6-1	215	27	7	Ohio State	FA-'21
29	C.J. Goodwin	CB	6-3	195	33	8	California (PA)	PS(Cin)-'18
32	Ronald Jones	RB	5-11	205	25	6	Southern California	UFA(KC)-'23
33	Damone Clark	LB	6-2	245	22	2	Louisiana State	D5c-'22
34	Malik Davis	RB	5-10	205	24	2	Florida	UDFA-'22
36	Sheldrick Redwine	DB	6-0	195	26	4	Miami	FA-'22
41	Marquese Bell	S	6-2	215	24	2	Florida A&M	UDFA-'22
44	Trent Sieg	LS	6-3	240	27	6	Colorado State	FA-'23
46	Malik Jefferson	LB	6-2	235	26	4	Texas	FA-'22
50	Devin Harper	LB	6-0	240	25	2	Oklahoma State	D6-'22
54	Sam Williams	DE	6-4	270	24	2	Mississippi	D2-'22
55	Leighton Vander Esch	LB	6-4	255	27	6	Boise State	D1-'18
56	Dante Fowler	DE	6-3	260	28	9	Florida	FA-'22
63	Tyler Biadasz	C	6-4	316	25	4	Wisconsin	D4b-'20
68	Matt Farniok	C	6-5	316	25	3	Nebraska	D7-'21
70	Zack Martin	G	6-4	315	32	10	Notre Dame	D1-'14
71	Chuma Edoga	T	6-3	308	25	5	Southern California	UFA(Atl)-'23
73	Tyler Smith	G/T	6-5	320	22	2	Tulsa	D1-'22
75	Josh Ball	T	6-8	320	25	3	Marshall	D4b-'21
77	Tyron Smith	T	6-5	307	32	13	Southern California	D1-'11
78	Terence Steele	T	6-6	320	25	4	Texas Tech	UDFA-'20
79	Matt Waletzko	T	6-8	320	23	2	North Dakota	D5a-'22
80	Tyron Johnson	WR	6-1	193	24	5	Oklahoma State	FA-'23
81	Simi Fehoko	WR	6-4	218	25	3	Stanford	D5-'21
84	Sean McKeon	TE	6-5	255	25	4	Michigan	UDFA-'20
87	Jake Ferguson	TE	6-5	252	24	2	Wisconsin	D4-'22
88	CeeDee Lamb	WR	6-2	197	24	4	Oklahoma	D1-'20
89	Payton Hendershot	TE	6-4	250	24	2	Indiana	UDFA-'22
90	DeMarcus Lawrence	DE	6-3	255	31	10	Boise State	D2-'14
92	Dorance Armstrong	DE	6-3	270	25	6	Kansas	D4a-'18
94	Ben Banogu	DE	6-3	252	27	5	Texas Christian	FA-'23
95	Johnathan Hankins	DT	6-3	320	31	11	Ohio State	FA-'23
96	Neville Gallimore	DT	6-2	315	26	4	Oklahoma	D3-'20
97	Osa Odighizuwa	DT	6-2	294	24	3	UCLA	D3a-'21
98	Quinton Bohanna	DT	6-4	330	24	3	Kentucky	D6a-'21
99	Chauncey Golston	DE	6-5	285	25	3	Iowa	D3b-'21

# Cowboys All-Time Roster

## HEAD COACHES

Coach	Seasons	Years	— Regular Season —				— Postseason —			— Total —			
			Won	Lost	Tied	Pct	Won	Lost	Pct	Won	Lost	Tied	Pct
Tom Landry .....	29	1960-88	250	162	6	.605	20	16	.556	270	178	6	.601
Jimmy Johnson .....	5	1989-93	44	36	0	.550	7	1	.875	51	37	0	.580
Barry Switzer .....	4	1994-97	40	24	0	.625	5	2	.714	45	26	0	.634
Chan Gailey .....	2	1998-99	18	14	0	.563	0	2	.000	18	16	0	.529
Dave Campo .....	3	2000-02	15	33	0	.313	0	0	.000	15	33	0	.313
Bill Parcells .....	4	2003-06	34	30	0	.531	0	2	.000	34	32	0	.515
Wade Phillips .....	4	2007-10	34	22	0	.607	1	2	.333	35	24	0	.593
Jason Garrett .....	9	2010-19*	85	67	0	.559	2	3	.400	87	70	0	.554
Mike McCarthy .....	3	2020-22	30	20	0	.600	1	2	.333	31	22	0	.585
<b>Totals .....</b>	<b>63</b>	<b>1960-2022</b>	<b>550</b>	<b>408</b>	<b>6</b>	<b>.574</b>	<b>36</b>	<b>30</b>	<b>.545</b>	<b>574</b>	<b>433</b>	<b>6</b>	<b>.570</b>

\*2010 interim season, 5-3 record

## ASSISTANT COACHES

<b>A</b>	Alexander, Hubbard ..Receivers .....	1989-97	
	Alexander, Paul .....	Offensive Line .....	2018
	Allen, Ermal .....	Offensive Backfield .....	1962-69
		Special Assistant .....	1970-79
		Research and Development .....	1980-83
	Amato, Ken .....	Defensive Assistant/Linebackers .....	2018-19
	Armstrong, Neill .....	Research and Development .....	1982-89
	Avezzano, Joe .....	Special Teams .....	1990-00, 2002
		Special Teams/Tight Ends .....	2001
<b>B</b>	Baker, Brian .....	Defensive Line .....	2011-12
	Baker, Joe .....	Assistant Secondary .....	2012-14
		Safeties .....	2015
		Secondary .....	2016-17
	Bates, Bill .....	Special Teams/	
		Defensive Assistant .....	1998-99
		Defensive Backs .....	2000
		Defensive Nickel Package/	
		Assistant Special Teams .....	2001-02
	Bates, Jim .....	Linebackers .....	1996-97
		Assistant Head Coach/	
		Defensive Line .....	1998-99
	Bech, Brett .....	Strength and Conditioning .....	2011-19
	Berry, Raymond .....	Offensive Ends .....	1968-69
	Bisaccia, Rich .....	Special Teams .....	2013-14
		Asst. Head Coach/Special Teams .....	2015-17
	Blake, John .....	Defensive Line .....	1993-95
	Blasko, Jeff .....	Assistant Offensive Line .....	2020-22
	Bloom, Ben .....	Defensive Quality Control/	
		Linebackers .....	2011-13
		Assistant Defensive Line/Ends .....	2014
		Defensive Ends .....	2015
		Asst. Coach/Special Projects .....	2016-17
		Linebackers .....	2018-19
	Boller, Craig .....	Defensive Tackles .....	1996-97
	Boniol, Chris .....	Asst. Special Teams/Kickers .....	2011-13
	Borgonzi, Dave .....	Offensive/Defensive Assistant .....	2012-13
	Bowles, Todd .....	Secondary .....	2005-07
	Brodsky, Joe .....	Running Backs .....	1989-97
	Brown, Gary .....	Running Backs .....	2013-19
	Brown, Stephen .....	Offensive Asst./Running Backs .....	2016-19
	Brown, Vincent .....	Inside Linebackers .....	2006
<b>C</b>	Callahan, Bill .....	Offensive Coordinator/	
		Offensive Line .....	2012-14
	Campo, Dave .....	Defensive Assistant .....	1989-90
		Defensive Backs .....	1991-94
		Defensive Coordinator .....	1995-99
		Secondary .....	2008-11
	Carberry, Kevin .....	Offensive Assistant .....	2014-15
	Carthon, Maurice .....	Offensive Coordinator/	
		Running Backs .....	2003-04
		Receivers .....	2000-02
	Chandler, Wes .....	Assistant Special Teams .....	2018
	Colman, Doug .....	Offensive Assistant .....	2015
	Colombo, Marc .....	Assistant Offensive Line .....	2016-18
		Offensive Line .....	2019
	Coslet, Bruce .....	Offensive Coordinator .....	2002
<b>D</b>	Dahms, Tom .....	Defensive Line .....	1960-62
	Daniels, Matt .....	Assistant Special Teams .....	2020-21
	Davis, Butch .....	Defensive Line .....	1989-92
		Defensive Coordinator/Linebackers .....	1993
		Defensive Coordinator .....	1994
	Davis, Rob .....	Assistant Head Coach .....	2020-22
	DeCamillis, Joe .....	Special Teams Coordinator .....	2009-12
	DeHaven, Bruce .....	Special Teams .....	2003-06
	Dimancheff, Boris (Babe) .....	Backfield .....	1960-61
	Ditka, Mike .....	Receivers/Tight Ends .....	1973-74
		Special Teams/	
		Tight Ends .....	1975-76, 1980
		Special Teams/Receivers .....	1977-79, 1981
	Dooley, Derek .....	Wide Receivers .....	2013-17
	Durde, Aden .....	Defensive Line .....	2021-22
<b>E</b>	Eberflus, Matt .....	Linebackers .....	2011-15
		Linebackers/Passing Game Coord. .....	2016-17
	Ecklund, Brad .....	Offensive Line .....	1960-61
		Defensive Line .....	1962-63
	Eddy, Jim .....	Defensive Assistant .....	1993
		Linebackers .....	1994-95
	Edwards, George .....	Linebackers .....	1998-01
		Senior Defensive Assistant .....	2020-22
	Erkenbeck, Jim .....	Offensive Line .....	1987-88
<b>F</b>	Fassel, John .....	Special Teams Coordinator .....	2020-22
	Feder, Ryan .....	Quality Control/Analytics .....	2020-22
	Ford, Robert .....	Tight Ends .....	1991-97
	Franklin, Bobby .....	Defensive Backfield .....	1968-71
		Special Teams .....	1972
<b>G</b>	Garrett, Jason .....	Offensive Coordinator .....	2007
		Asst. Head Coach/Off. Coordinator .....	2008-10
	Garrett, John .....	Tight Ends .....	2007-10
		Tight Ends/Pass Game Coord. ....	2011-12
	Garrett, Judd .....	Dir. Advance Scouting Asst. WR .....	2019
	Geis, Wayne "Buddy" .....	Quarterbacks .....	1998-99
		Offensive Nickel Package .....	2000
	Gibbs, Gary .....	Linebackers .....	2002-05
	Gillman, Sid .....	Special Assistant .....	1972
	Grantham, Todd .....	Defensive Line .....	2008-09
<b>H</b>	Hackett, Paul .....	Offensive Coordinator/	
		Quarterbacks/Receivers .....	1986
		Offensive Coordinator/	
		Quarterbacks .....	1987-88
	Haley, Todd .....	Receivers .....	2004-05
		Receivers/Pass Game Coordinator .....	2006
	Hall, Galen .....	Running Backs .....	2002
	Harris, Al .....	Defensive Backs .....	2020-22
	Hart, Tommy .....	Defensive Ends .....	1996-97
	Haslett, Chase .....	Quality Control/Offense .....	2020-22
	Henderson, Jerome .....	Secondary .....	2012-15
	Henry, Adam .....	Wide Receivers .....	2020-21



Herring, Reggie.....	Linebackers.....	2008-10
Hickey, Howard (Red).....	Offensive Ends.....	1964-65
Hoffman, Steve.....	Kickers/Quality Control.....	1989-04
Houck, Hudson.....	Offensive Line.....	1993-01, 2008-10
	Offensive Line/Run Game Coord.....	2011
Hughes, Ed.....	Offensive Backfield.....	1973-74, 1976
	Quarterbacks/Receivers.....	1975

## J

Jackson, Greg.....	Safeties.....	2016-19
Jeffcoat, Jim.....	Defensive Line Assistant.....	1998-99
	Defensive Ends.....	2000-04
Juraszek, Joe.....	Strength and Conditioning.....	1997-10

## K

Kiffin, Monte.....	Defensive Coordinator.....	2013-14
Kitchens, Freddie.....	Tight Ends.....	2006
King, Bobby.....	Asst. Linebackers/Def. Qual. Control.....	2010
Kitna, Jon.....	Quarterbacks.....	2019
Kleffner, Adam.....	Assistant Offensive Line.....	2019

## L

Lal, Sanjay.....	Wide Receivers.....	2018-19
Lavan, Al.....	Running Backs.....	1980-88
Lee, David.....	Offensive Assistant.....	2003-04, 2006
	Quarterbacks.....	2005
Lett, Leon.....	Assistant Defensive Line.....	2011-13
	Assistant Defensive Line/Tackles.....	2014
	Defensive Tackles.....	2015-19
	Assistant Defensive Line.....	2020-22
Linehan, Scott.....	Passing Game Coordinator.....	2014
	Offensive Coordinator.....	2015-18
Linguist, Maurice.....	Defensive Backs.....	2020
Loney, Steve.....	Assistant Offensive Line.....	2015
	Senior Offensive Assistant.....	2016
	Tight Ends.....	2017
Lowry, Alan.....	Special Teams.....	1982-86
	Receivers.....	1987-88
	Special Teams/Tight Ends.....	1989
	Tight Ends.....	1990
Lynn, Anthony.....	Running Backs.....	2005-06

## M

MacIntyre, Mike.....	Assistant Secondary.....	2003-06
Mackovic, John.....	Quarterbacks.....	1981-82
Marinelli, Rod.....	Defensive Line.....	2013
	Defensive Coordinator/DL.....	2014-19
Matthews, Cannon.....	Quality Control/Defense.....	2020-22
Maxie, Brett.....	Assistant Secondary.....	2008
	Secondary/Safeties.....	2010
	Secondary.....	2011
McCurley, Scott.....	Linebackers.....	2020-22
McNulty, John.....	Wide Receivers.....	2003
Meeks, Ron.....	Defensive Assistant.....	1991
Miles, Les.....	Tight Ends.....	1998-00
Moore, Kellen.....	Quarterbacks.....	2018
	Offensive Coordinator.....	2019-22
Myers, Jim.....	Offensive Line.....	1962-72
	Offensive Coordinator.....	1973-74
	Offensive Coordinator/ Offensive Line.....	1975-76
	Assistant Head Coach/ Offensive Line.....	1977-86

## N

Nash, Harold.....	Asst. Strength and Conditioning.....	2020
	Strength and Conditioning Coord.....	2021-22
Nguyen, Dat.....	Asst. Linebackers/Def. Asst.....	2007-09
Nolan, Dick.....	Defensive Backfield.....	1962-67
	Receivers.....	1982-85
	Defensive Backs.....	1986-90
Nolan, Mike.....	Defensive Coordinator.....	2020
Nussmeier, Doug.....	Tight Ends.....	2018-19
	Quarterbacks.....	2020-22

## O

O'Quinn, Keith.....	Off. Asst./Off. Qual. Control.....	2010
	Off. Qual Control/Wide Receivers.....	2011-13
	Assistant Special Teams.....	2014-17
	Special Teams Coordinator.....	2018-19

## P

Painter, Dwain.....	Receivers.....	1998-99
Palmer, Chris.....	Quarterbacks.....	2006
Pasqualoni, Paul.....	Tight Ends.....	2005
	Linebackers.....	2006-07
	Defensive Line.....	2010
Patterson, Andre.....	Defensive Tackles.....	2000-02
Paul, Markus.....	Strength and Conditioning.....	2018-19
	Strength and Conditioning Coord.....	2020
Payton, Sean.....	Asst. Head Coach/QBs.....	2003-04
	Assistant Head Coach/ Passing Game Coordinator.....	2005
	Running Backs.....	2007-12, 2020-22
Pendergast, Clancy.....	Defensive Asst./Quality Control.....	1996-99
	Defensive Nickel Package.....	2000
	Defensive Backs.....	2001-02
Philbin, Joe.....	Offensive Line.....	2020-22
Phillips, Wes.....	Quality Control/Off. Asst.....	2007-10
	Assistant Offensive Line.....	2011-12
	Tight Ends.....	2013
Polk, Carlos.....	Assistant Special Teams.....	2019
Pollack, Frank.....	Asst. Offensive Line.....	2013-14
	Offensive Line.....	2015-17
Pope, Michael.....	Tight Ends.....	2014-16
Prince, Robert.....	Wide Receivers.....	2022

## Q

Quinn, Dan.....	Defensive Coordinator.....	2021-22
-----------------	----------------------------	---------

## R

Read, Bruce.....	Special Teams.....	2007-08
Reeves, Dan.....	Offensive Backfield.....	1970-72, 1975
	Special Teams Coach.....	1974
	Quarterbacks/Receivers.....	1976
	Offensive Coordinator/ Offensive Backs.....	1977-79
	Offensive Coordinator/ Quarterbacks/Receivers.....	1980
Reilly, Jack.....	Quarterbacks.....	1997
	Offensive Coordinator.....	2000-01
Renfro, Ray.....	Passing Offense.....	1968-72
Rhome, Jerry.....	Quarterbacks.....	1989
Richard, Kris.....	Passing Game Coordinator/DBs.....	2018-19
Robinson, Jimmy.....	Asst. Head Coach/ Wide Receivers.....	2011-12
Robinson, Tommie.....	Offensive Assistant.....	1998-99
	Special Teams Assistant.....	2000
Rodgers, Kacy.....	Defensive Tackles.....	2003-04
	Defensive Line.....	2005-07
Roy, Alvin.....	Strength and Conditioning.....	1973-75
Ryan, Rob.....	Defensive Coordinator.....	2011-12

## S

Seamon, Greg.....	Tight Ends.....	2002
Shelmon, Clarence.....	Running Backs.....	1998-01
Sherman, Ray.....	Wide Receivers.....	2007-10
Shofner, Jim.....	Quarterbacks.....	1983-85
Shula, Dave.....	Offensive Coordinator.....	1989
	Offensive Coordinator/ Quarterbacks.....	1990
Simonelli, Eric.....	Quality Control/Analytics.....	2020-22
Slowik, Bob.....	Defensive Assistant.....	1992
Smith, Cedric.....	Asst. Strength and Conditioning.....	2021-22
Smith, Glenn.....	Offensive Assistant.....	2000-01
Smith, Kendall.....	Asst. Strength and Conditioning.....	2013-22
Solari, Mike.....	Special Teams.....	1987-88
Sparano, Tony.....	Tight Ends.....	2003-04
	Offensive Line/ Running Game Coordinator.....	2005-06
	Asst. Head Coach/Off. Line.....	2007
Stallings, Gene.....	Defensive Backfield Coach.....	1972-85
Stautner, Ernie.....	Defensive Line.....	1966-72
	Defensive Coordinator.....	1973-74
	Defensive Coordinator/ Defensive Line.....	1975-88
Stewart, Brian.....	Defensive Coordinator.....	2007-08
Stewart, Rayna.....	Asst. Special Teams.....	2022

## T

Tolzien, Scott.....	Offensive Assistant.....	2020-22
Tomsula, Jim.....	Defensive Line.....	2020

**T, cont.**

Tubbs, Jerry.....Linebackers.....1966-88  
Turner, Norv.....Offensive Coordinator/  
Quarterbacks.....1991-93

**V**

Valero, Kyle.....Assistant Wide Receivers.....2014-18  
Assistant Tight Ends.....2019  
Quality Control/Analytics.....2020-22  
Verducci, Frank.....Offensive Line.....2002

**W**

Wannstedt, Dave.....Defensive Coordinator/  
Linebackers.....1989-92

Ward, Bob.....Strength and Conditioning.....1976-89  
Warhop, George.....Offensive Line.....2003-04  
Wells, Lunda.....Tight Ends.....2020-22  
West, Turner.....Defensive Assistant.....2014-16  
Williams, Walt.....Asst. Strength and Conditioning..2011-12  
Whitt, Joe.....Secondary/Pass Game Coord.....2021-22  
Wilson, Wade.....Quarterbacks.....2000-02, 2007-17  
Wise, Tony.....Offensive Line.....1989-92  
Woicik, Mike.....Strength and Conditioning..1990-96, 2011-19

**Z**

Zampese, Ernie.....Offensive Coordinator.....1994-97  
Zimmer, Mike.....Defensive Assistant.....1994  
Defensive Backs.....1995-99  
Defensive Coordinator.....2000-06

## PLAYERS

**A**

50 **Abrams, Bobby**, LB, Michigan, 1992-93  
21 **Adams, David**, RB, Arizona, 1987  
76 **Adams, Flozell**, G/T, Michigan State, 1998-09  
51/53 **Adams, Keith**, LB, Clemson, 2001-02  
24 **Adams, Vashone**, S, Eastern Michigan, 1999  
26 **Adderley, Herb**, CB, Michigan State, 1970-72  
23 **Adkins, Margene**, WR, Henderson J.C., 1970-71  
34 **Agee, Tommie**, FB, Auburn, 1990-94  
23 **Agnew, Vince**, CB, Central Michigan, 2012  
8 **Aikman, Troy**, QB, UCLA, 1989-00  
29 **Akins, Chris**, S, Arkansas-Pine Bluff, 1999-00  
55 **Albright, Alex**, LB, Boston College, 2011-12  
36 **Albritton, Vince**, S/LB, Washington, 1984-91  
36 **Alexander, Mackensie**, CB, Clemson, 2022  
87 **Alexander, Ray**, WR, Florida A&M, 1988-89  
63 **Alford, Darnell**, T, Boston College, 2002  
31 **Allen, Gary**, RB, Hawaii, 1983-84  
73 **Allen, Larry**, G/T, Sonoma State, 1994-05  
26 **Allen, Will**, S, Ohio State, 2013  
19 **Alworth, Lance**, WR, Arkansas, 1971-72  
56 **Anae, Bradlee**, DE, Utah, 2020-21  
96 **Anderson, Antonio**, DT, Syracuse, 1997-98  
34 **Anderson, Deon**, FB, Connecticut, 2007-10  
58 **Anderson, James**, LB, Virginia Tech, 2014  
20 **Anderson, Richie**, FB, Penn State, 2003-04  
66 **Andrie, George**, DE, Marquette, 1962-72  
5 **Ankou, Eli**, DT, UCLA, 2020  
95 **Anger, Bryan**, P, California, 2021-22  
81 **Ankrom, Scott**, WR, Texas Christian, 1989  
62 **Arkin, David**, G, Missouri State, 2011-13  
13 **Armstrong, Anthony**, WR, West Texas A&M, 2012  
92 **Armstrong, Dorance**, DE, Kansas, 2018-22  
10/35 **Armstrong, Jimmy**, DB, Appalachian State, 1987  
41 **Armstrong, Ray-Ray**, LB, Miami, 2019  
81 **Armstrong, Tjiji**, TE, Mississippi, 1996  
64 **Arneson, Jim**, C/G, Arizona, 1973-74  
76 **Ash, Richard**, DE, Western Michigan, 2016  
78 **Asher, Bob**, T, Vanderbilt, 1970  
76 **Aughtman, Dowe**, OL, Auburn, 1984  
90 **Austin, Marvin**, DT, North Carolina, 2013  
14/19 **Austin, Miles**, WR, Monmouth University, 2006-13  
10 **Austin, Tavon**, WR, West Virginia, 2018-19  
89 **Awalt, Rob**, TE, San Diego St., 1990-91  
24/33 **Awuzie, Chidobe**, CB, Colorado, 2017-20  
50/51 **Ayodele, Akin**, LB, Purdue, 2006-07  
92 **Ayodele, Remi**, NT, Oklahoma, 2007

**B**

33 **Babb, Gene**, LB/RB, Austin College, 1960-61  
53 **Babinecz, John**, LB, Villanova, 1972-73  
5 **Bailey, Dan**, K, Oklahoma State, 2011-17  
23 **Bailey, Robert**, CB, Miami, Fla., 1995  
66 **Baker, Jesse**, DE, Jacksonville State, 1986  
10 **Baker, Jon**, K, Arizona State, 1995  
38 **Baker, Sam**, P/K, Oregon State, 1962-63  
62 **Baldinger, Brian**, OL, Duke, 1982-84, 1986-87  
20 **Ball, Alan**, CB, Illinois, 2007-11  
75 **Ball, Josh**, T, Marshall, 2021-22  
87 **Banks, Gordon**, WR, Stanford, 1985-87  
24 **Barber III, Marion**, RB, Minnesota, 2005-10  
80 **Barksdale, Rod**, WR, Arizona, 1987  
31 **Barnes, Benny**, DB, Stanford, 1972-82  
36 **Barnes, Darian**, FB, Hampton, 2004

80 **Barnes, Gary**, WR, Clemson, 1963  
56 **Barnes, Reggie**, LB, Oklahoma, 1995  
56 **Barnes, Rodrigo**, LB, Rice, 1973-74  
42 **Barr, Anthony**, LB, UCLA, 2022  
71 **Barron, Alex**, T, Florida State, 2010  
48 **Barrow, Micheal**, LB, Miami, Fla., 2005  
93 **Basham, Tarell**, DE, Ohio, 2021-22  
79 **Bass, Ben**, DT, Texas A&M, 2012-13  
81 **Bateman, Marv**, P, Utah, 1972-74  
40 **Bates, Bill**, S, Tennessee, 1983-97  
29 **Bates, Michael**, WR/KR, Arizona, 2003  
68 **Batiste, Michael**, DT/G, Tulane, 1995  
35 **Battle, Tra**, CB, Georgia, 2008  
46 **Baynham, Craig**, RB, Georgia Tech, 1967-69  
11 **Beasley, Cole**, WR, Southern Methodist, 2012-18  
11 **Belden, Bob**, QB, Notre Dame, 1969-70  
80 **Bell, Blake**, TE, Oklahoma, 2020  
75 **Bell, Byron**, T, New Mexico, 2017  
33 **Bell, Jason**, CB, UCLA, 2001  
41 **Bell, Markquese**, S, Florida A&M, 2022  
68 **Benenoch, Caleb**, G, UCLA, 2019  
80 **Bennett, Martellus**, TE, Texas A&M, 2008-11  
79 **Bennett, Michael**, DL, Texas A&M, 2019  
91 **Benson, Darren**, DT, Trinity Valley C.C., 1995-98  
23 **Benwikere, Bené**, CB, San Jose State, 2017  
20 **Berchik, Bob**, S, Michigan State, 1960-61  
67 **Berger, Joe**, G, Michigan Tech, 2006-08  
73 **Bernadeau, Mackenzey**, G, Bentley, 2012-15  
44/53 **Bernard, Francis**, LB, Utah, 2020-21  
76 **Bethea, Larry**, DL, Michigan State, 1978-83  
7 **Beuerlein, Steve**, QB, Notre Dame, 1991-92  
63 **Biadasz, Tyler**, C, Wisconsin, 2020-22  
46 **Bickerstaff, Erik**, RB, Wisconsin, 2003  
36 **Bielski, Dick**, TE, Maryland, 1960-61  
29 **Billups, Terry**, CB, North Carolina, 1998  
44 **Bishop, Don**, CB, LACC, 1960-65  
66 **Bishop, Ken**, NT, Northern Illinois, 2014-15  
86 **Bjornson, Eric**, TE, Washington, 1995-99  
24 **Blackwell, Alois**, RB, Houston, 1978-79  
89 **Blackwell, Kelly**, TE, Texas Christian, 1993  
99 **Blade, Willie**, DT, Mississippi State, 2003  
46 **Blake, Ricky**, RB, Alabama A&M, 1991  
26 **Bland, DaRon**, CB, Fresno State, 2022  
11 **Bledsoe, Drew**, QB, Washington State, 2005-06  
28 **Blount, Alvin**, RB, Maryland, 1987  
79 **Boatright, Kenneth**, DE, Southern Illinois, 2014  
68 **Boeke, Jim**, T, Heidelberg, 1964-67  
98 **Bohanna, Quinton**, DT, Kentucky, 2021-22  
5 **Bollinger, Brooks**, QB, Wisconsin, 2008  
18 **Boniol, Chris**, K, Louisiana Tech, 1994-96  
87 **Borden, Nate**, DE, Indiana, 1960-61  
84 **Borresen, Rich**, TE, Northwestern, 1987  
58 **Bosworth, Kyle**, LB, UCLA, 2013  
58 **Bowden, Joe**, LB, Oklahoma, 2000  
72 **Bowen, Stephen**, DE, Hofstra, 2006-10  
51 **Braatz, Tom**, LB, Marquette, 1960  
77 **Bradford, Byron**, T, Southern Mississippi, 1960-61  
1 **Brady, Kerry**, K, Hawaii, 1987  
82/85 **Brazzell, Chris**, WR, Angelo State, 1999-00  
92 **Brent, Josh**, NT, Illinois, 2010-12, 2014  
53 **Breunig, Bob**, LB, Arizona State, 1975-84  
79 **Brewster, Robert**, T, Ball State, 2009-10  
21/23/29 **Brice, Alundis**, CB, Mississippi, 1995-96  
43 **Briggs, Greg**, S, Texas Southern, 1995

63 **Brinkley, Lester**, DL, Mississippi, 1990  
63 **Brinson, Larry**, RB, Florida, 1977-79  
77 **Brock, Clyde**, DT, Utah State, 1962-63  
71 **Brooking, Keith**, LB, Georgia Tech, 2009-11  
50 **Brooks, Ethan**, T, Williams College, 2005  
50 **Brooks, Jamal**, LB, Hampton, 2001-03  
92 **Brooks, Jermaine**, DT, Arkansas, 2003  
99 **Brooks, Kevin**, DT, Michigan, 1985-88  
44 **Brooks, Michael**, S, No. Carolina St., 1990  
62 **Brotzki, Bob**, T, Syracuse, 1988  
79 **Broughton, Willie**, DT, Miami, Fla., 1989-90  
3/30 **Brown, Anthony**, CB, Purdue, 2016-22  
78 **Brown, Charles**, T, Southern California, 2015  
27 **Brown, Courtney**, S, Cal Poly, 2007-08  
33 **Brown, Eric**, DB, Savannah State, 1989  
71 **Brown, Everette**, DE, Florida State, 2013  
59 **Brown, Guy**, LB, Houston, 1977-82  
2 **Brown, Kris**, K, Nebraska, 2010  
36 **Brown, Kyron**, CB, Akron, 2021  
24/34 **Brown, Larry**, CB, Texas Christian, 1991-95, 1998  
85 **Brown, Noah**, WR, Ohio State, 2017-22  
31 **Brown, Otto**, DB, Prairie View, 1969  
59/50 **Brownlow, Darrick**, LB, Illinois, 1991, 1994  
88 **Bryant, Antonio**, WR, Pittsburgh, 2002-04  
88 **Bryant, Dez**, WR, Oklahoma State, 2010-17  
83 **Bryant, Ventell**, WR, Temple, 2019-20  
60 **Brymer, Chris**, C/G, Southern Cal, 1999  
18 **Buehler, David**, K, Southern Cal, 2009-11  
22 **Bullocks, Amos**, RB, Southern Illinois, 1962-64  
49 **Bunting, Ian**, TE, California, 2021  
15/89/82 **Burbage, Cornell**, WR, Kentucky, 1987-89  
60 **Burkett, Jackie**, LB, Auburn, 1968-69  
57 **Burnett, Kevin**, LB, Tennessee, 2005-08  
73 **Burnette, Dave**, T, Central Arkansas, 1987  
33 **Burton, Deante**, CB, Kansas State, 2019-20, 2021  
57 **Burton, Ron**, LB, North Carolina, 1987-89  
22 **Butler, Bill**, S, Tenn. Chattanooga, 1960  
19 **Butler, Brice**, WR, San Diego State, 2015-17, 2018  
31 **Butler, Mario**, CB, Georgia Tech, 2012  
36 **Butler, Quincy**, S, Texas Christian, 2006, 2008  
57 **Butler, Victor**, LB, Oregon State, 2009-12

## C

60 **Caffey, Lee Roy**, LB, Texas A&M, 1971  
72 **Callaway, Robert**, DT, Saginaw Valley, 2012  
86 **Campbell, Dan**, TE, Texas A&M, 2003-05  
20 **Campbell, Ibrahim**, S, Northwestern, 2018  
57 **Campos, Alan**, LB, Louisville, 1996  
31 **Canady, Maurice**, CB, Virginia, 2021  
52 **Cannon, Billy**, LB, Texas A&M, 1984  
10 **Cantrell, Barry**, P, Fordham, 2000  
99 **Canty, Chris**, DE, Virginia, 2005-08  
59 **Capone, Warren**, LB, Louisiana State, 1975  
18 **Carano, Glenn**, QB, Nevada-Las Vegas, 1977-83  
17 **Carmichael, Harold**, WR, Southern, 1984  
54 **Carpenter, Bobby**, LB, Ohio State, 2006-09  
39 **Carr, Brandon**, CB, Grand Valley State, 2012-16, 2020  
10 **Carrell, Duane**, P, Florida State, 1974  
24 **Carroll, Nolan**, CB, Maryland, 2017  
91 **Carson, Leonardo**, DT, Auburn, 2003-04  
54 **Carter, Bruce**, LB, North Carolina, 2011-14  
92 **Carter, David**, DT, North Carolina, 2013  
75 **Carter, Jon**, DT, Pittsburgh, 1989  
17 **Carter, Quincy**, QB, Georgia, 2001-03  
97 **Carter, Ron'Dell**, DE, James Madison, 2020  
96/98 **Carver, Shante**, DE, Arizona State, 1994-97  
25 **Case, Scott**, S, Oklahoma, 1995  
75 **Casillas, Tony**, DT, Oklahoma, 1991-93, 1996-97  
23 **Cason, Avelton**, RB, Illinois State, 2003  
16 **Cassel, Matt**, QB, Southern California, 2015  
54 **Caver, Quinton**, LB, Arkansas, 2005  
59 **Cerqua, Marc**, LB, Carson-Newman, 2001  
74 **Cesario, Sal**, G, Cal. Poly SLO, 1987  
35 **Chancey, Robert**, RB, no college, 1999  
86 **Chandler, Scott**, TE, Iowa, 2010  
85/89 **Chandler, Thornton**, TE, Alabama, 1986-89  
45 **Chapas, Shaun**, FB, Georgia, 2011  
97 **Charlton, Taco**, DE, Michigan, 2017-19  
72 **Cheek, Louis**, OL, Texas A&M, 1990  
95 **Chevrier, Randy**, DT, McGill, 2001  
85 **Chiaverini, Darrin**, WR, Colorado, 2001  
72 **Childress, Ray**, DT, Texas A&M, 1996

23 **Choice, Tashard**, RB, Georgia Tech, 2008-11  
46 **Chunn, Jordan**, RB, Troy, 2019  
42 **Church, Barry**, S, Toledo, 2010-16  
77 **Cisowski, Steve**, T, Santa Clara, 1987  
42 **Clack, Darryl**, RB, Arizona State, 1986-89  
33 **Clark, Damone**, LB, Louisiana State, 2022  
24 **Claiborne, Morris**, CB, Louisiana State, 2012-16  
73 **Clark, Jeremy**, DE, Alabama, 2010  
83/17 **Clark, Mike**, K, Texas A&M, 1968-71, 1973  
73 **Clark, Monte**, T, Southern California, 1962  
37 **Clark, Phil**, DB, Northwestern, 1967-69  
82 **Clarke, Frank**, TE/WR, Colorado, 1960-67  
83 **Clay, Hayward**, TE, Texas A&M, 1998-99  
95 **Claybrooks, DeVone**, DT, East Carolina, 2004  
63 **Cleary, Emmett**, T, Boston College, 2016  
32 **Clement, Corey**, RB, Wisconsin, 2021  
47 **Clinkscale, Dextor**, S, South Carolina State, 1980, 1982-85  
44 **Clutts, Tyler**, FB, Fresno State, 2013-15  
52 **Coakley, Dexter**, LB, Appalachian State, 1997-04  
59 **Cobb, Garry**, LB, Southern California, 1988-89  
18 **Cobb, Randall**, WR, Kentucky, 2019  
87 **Cochart, Colin**, TE, South Dakota State, 2012  
92 **Coe, Michael**, CB, Alabama State, 2012  
92 **Cohen, Landon**, DT, Ohio, 2013  
63 **Cole, Larry**, DL, Hawaii, 1968-80  
30 **Coleman, Alonzo**, RB, Hampton, 2008  
41 **Coleman, Anthony**, DB, Baylor, 1987  
60 **Coleman, Davon**, DT, Arizona State, 2014-15  
93/99 **Coleman, Kenyon**, DE, UCLA, 2003-06, 2011-12  
44 **Coleman, Lincoln**, RB, Baylor, 1993-94  
32 **Coleman, Marcus**, S, Texas Tech, 2006  
86 **Coleman, Ralph**, LB, North Carolina A&T, 1972  
10 **Collier, Reggie**, QB, Southern Mississippi, 1986  
76 **Collins, Aviante**, T, Texas Christian, 2022  
70 **Collins, Javier**, DT/T, Northwestern, 2001-03  
71 **Collins, La'el**, G/T, Louisiana State, 2015-21  
96 **Collins, Maliek**, DT, Nebraska, 2016-19  
75 **Colombo, Marc**, C, Boston College, 2005-10  
77 **Colvin, Jim**, DT, Houston, 1964-66  
61 **Conaty, Bill**, C, Virginia Tech, 2003  
46 **Condo, Jon**, LS, Maryland, 2005  
31 **Cone, Fred**, K, Clemson, 1960  
54/53 **Connelly, Mike**, C, Utah State, 1960-67  
52 **Connor, Dan**, LB, Penn State, 2012  
40 **Conrad, Bobby Joe**, WR, Texas A&M, 1969  
63 **Cook, Ryan**, G/C, New Mexico, 2012-13  
19 **Cooper, Amari**, WR, Alabama, 2018-21  
94 **Cooper, Chris**, DT, Nebraska-Omaha, 2004  
61 **Cooper, Jim**, OL, Temple, 1977-86  
64 **Cooper, Jonathan**, G, North Carolina, 2017  
93 **Cooper, Reggie**, LB, Nebraska, 1991  
18 **Copper, Terrance**, WR, East Carolina, 2004-05  
68 **Cornish, Frank**, C, UCLA, 1992-94  
85 **Cornwell, Fred**, TE, Southern California, 1984-85  
2 **Cortez, Jose**, K, Oregon State, 2005  
57 **Coryatt, Quentin**, LB, Texas A&M, 1999  
84 **Cosbie, Doug**, TE, Santa Clara, 1979-88  
67 **Costa, Phil**, C, Maryland, 2010-13  
44/81 **Courville, Vince**, WR, Rice, 1987  
59 **Covington, Chris**, LB, Indiana, 2018-19  
95 **Covington, Christian**, DT, Rice, 2019  
14 **Cox, Jabril**, LB, Louisiana State, 2021-22  
31/39 **Coyle, Tyler**, S, Purdue, 2021-22  
84 **Crayton, Patrick**, WR, Northwestern Oklahoma, 2004-09  
58 **Crawford, Jack**, DE, Penn State, 2014-16  
70/98 **Crawford, Tyrone**, DL, Boise State, 2012-20  
90 **Crockett, Willis**, LB, Georgia Tech, 1990  
32 **Crockett, Zack**, RB, Florida State, 2007  
85 **Cronin, Gene**, LB, Pacific, 1960  
5 **Cummings, Kenwin**, LB, Wingate, 2010  
3 **Cundiff, Billy**, K, Drake, 2002-05  
7 **Cunningham, Randall**, QB, Nevada-Las Vegas, 2000  
3 **Cunningham, Richie**, K, SW Louisiana, 1997-99  
89 **Curtis, Tony**, TE, Portland State, 2006-08  
62 **Cvercko, Andy**, G, Northwestern, 1961-62

## D

14 **Dalton, Andy**, QB, Texas Christian, 2020  
81 **Daniel, Tim**, WR, Florida A&M, 1993  
45/21 **Daniels, Dick**, S, Pacific, Ore., 1966-68  
29 **Dantzier, Woodrow**, RB, Clemson, 2002  
87 **Davis, Billy**, WR, Pittsburgh, 1995-98

STAFF

ALL-TIME  
ROSTER

2022 SEASON

RECORDS

PLAYOFF  
RECORDS

HISTORY

SIDELINES

## D, cont.

- 89 **Davis, Donnie**, WR, Southern, 1962  
 40/29 **Davis, Keith**, S, Sam Houston, 2002, 2004-08  
 57 **Davis, Kyle**, C, Oklahoma, 1975  
 70 **Davis, Leonard**, G, Texas, 2007-10  
 34 **Davis, Malik**, RB, Florida, 2022  
 77/99 **Davis, Nathan**, DT, Indiana, 1998-99  
 75 **Davis, Ryan**, DE, Bethune-Cookman, 2016  
 88 **Davis, Sonny**, LB, Baylor, 1961  
 35 **Davis, Wendell**, CB, Oklahoma, 1996-99  
 26 **Davison, Andrew**, CB, Kansas, 2003  
 90 **Dawkins, Everett**, DT, Florida State, 2013  
 49 **Dean, Kent**, TE, Kansas State, 1988  
 34 **Decoud, Treston**, CB, Oregon State, 2018  
 55 **Del Rio, Jack**, LB, Southern California, 1989-91  
 41 **Dennis, Pat**, CB, Louisiana-Monroe, 2001  
 21 **Dennison, Doug**, RB, Kutztown State, 1974-78  
 55 **DeOssie, Steve**, LB, Boston College, 1984-88  
 83 **Deters, Harold**, K, No. Carolina State, 1967  
 26 **Dial, Buddy**, WR, Rice, 1964-66  
 64 **Diaz, Jorge**, G, Texas A&M-Kingsville, 2000  
 51 **Dickerson, Anthony**, LB, Southern Methodist, 1980-84  
 71 **Dickson, Paul**, T, Baylor, 1960  
 76 **Diehl, John**, DT, Virginia, 1965  
 7/27 **Diggs, Trevon**, CB, Alabama, 2020-22  
 63 **DiNapoli, Gennaro**, C, Virginia Tech, 2003  
 7 **DiNucci, Ben**, QB, James Madison, 2020  
 89 **DiTka, Mike**, TE, Pittsburgh, 1969-72  
 86/21 **Dixon, James**, WR/RB, Houston, 1989-91  
 24/25 **Dixon, Tony**, S, Alabama, 2001-05  
 56 **Dobbins, Tim**, LB, Iowa State, 2014  
 75/76 **Dockery, Derrick**, G, Texas, 2011-12  
 34 **Doelling, Fred**, S, Pennsylvania, 1960  
 53 **Donaldson, Ray**, C, Georgia, 1995-96  
 83 **Dorsey, Doug**, WR, Ohio State, 1981-84  
 62 **Donohue, Leon**, G, Cal. State San Jose, 1965-67  
 67 **Donovan, Pat**, T, Stanford, 1975-83  
 83 **Doran, Jim**, WR, Iowa State, 1960-61  
 33 **Dorsett, Tony**, RB, Pittsburgh, 1977-87  
 79 **Dorsey, Char-ron**, T, Florida State, 2001-02  
 34 **Douglas, Merrill**, RB, Utah, 1961  
 30 **Dowdle, Mike**, RB/LB, Texas, 1960-62  
 23/34 **Dowdle, Rico**, RB, South Carolina, 2020-22  
 26 **Downs, Michael**, S, Rice, 1981-88  
 86 **Duckett, Kenny**, WR, Wake Forest, 1985  
 89 **Dugan, Fred**, WR, Dayton, 1960  
 52 **Duliban, Chris**, LB, Texas, 1987  
 25 **Dunbar, Lance**, RB, North Texas, 2012-16  
 37 **Dunn, Perry Lee**, RB, Mississippi, 1964-65  
 45 **Dupre, L.G.**, RB, Baylor, 1960-61  
 89 **DuPree, Billy Joe**, TE, Michigan State, 1973-83  
 52 **Durant, Justin**, LB, Hampton, 2013-14, 2016-17  
 78 **Dutton, John**, DL, Nebraska, 1979-86  
 71 **Dwyer, Mike**, DT, Massachusetts, 1987

## E

- 42 **Easmon, Ricky**, DB, Florida, 1985  
 79/77 **East, Ron**, DT, Montana State, 1967-70  
 99 **Eaton, Chad**, DT, Washington State, 2004  
 52 **Edwards, Dave**, LB, Auburn, 1963-75  
 58 **Edwards, Dixon**, LB, Michigan State, 1991-95  
 78 **Edwards, Kadeem**, T, Tennessee State, 2017-18  
 81/87 **Edwards, Kelvin**, WR, Liberty, 1987-88  
 95 **Edwards, Lavar**, DE, Louisiana State, 2014  
 27 **Edwards, Mario**, CB, Florida State, 2000-03  
 79 **Ehinger, Parker**, G, Cincinnati, 2018  
 52 **Eidson, Jim**, G/C, Mississippi State, 1976  
 96 **Ekuban, Ebenezer**, DE, North Carolina, 1999-03  
 37/26 **Elam, Abram**, S, Kent State, 2006, 2011  
 53 **Elam, Orny**, LB, Tennessee State, 1989  
 21 **Elliott, Ezekiel**, RB, Ohio State, 2016-22  
 5 **Elliott, Jayrone**, LB, Toledo, 2017  
 2 **Elliott, Lin**, K, Texas Tech, 1992-93  
 98 **Ellis, Greg**, DE/LB, North Carolina, 1998-08  
 75 **Erving, Cameron**, DT, Florida State, 2020  
 89 **Escobar, Gavin**, TE, San Diego State, 2013-16  
 92 **Evans, Demetric**, DE, Georgia, 2001-02  
 31/27 **Everett, Thomas**, S, Baylor, 1992-93

## F

- 69 **Fabini, Jason**, T, Cincinnati, 2006  
 63 **Falls, Mike**, G, Minnesota, 1960-61

- 58 **Faoliu, Austin**, DE, Oregon, 2021  
 68 **Farniok, Matt**, G, Nebraska, 2021-22  
 80 **Fasano, Anthony**, TE, Notre Dame, 2006-07  
 81 **Fehoko, Simi**, WR, Stanford, 2021-22  
 27 **Fellows, Ron**, CB, Missouri, 1981-86  
 87 **Ferguson, Jake**, TE, Wisconsin, 2022  
 95 **Ferguson, Jason**, DT, Georgia, 2005-07  
 24 **Fiammetta, Tony**, FB, Syracuse, 2011  
 54 **Fieldings, Anthony**, LB, Morningside College, 1995  
 97 **Fields, Aaron**, DE, Troy State, 2000  
 10 **Filipovic, Filip**, P, South Dakota, 2002  
 46 **Fishback, Joe**, S, Carson-Newman, 1993-94  
 73 **Fisher, Ray**, T, Eastern Illinois, 1960  
 62 **Fitzgerald, John**, C, Boston College, 1971-80  
 55 **Flaherty, Harry**, LB, Holy Cross, 1987  
 63 **Flannery, John**, G, Syracuse, 1996-97  
 75 **Fleming, Cameron**, T, Stanford, 2018-19  
 82 **Fleming, Cory**, WR, Tennessee, 1994-95  
 45 **Flowers, Richmond**, S, Tennessee, 1969-71  
 6 **Folk, Nick**, K, Arizona, 2007-09  
 80/83 **Folkins, Lee**, TE, Washington, 1962-64  
 85 **Folsom, Steve**, TE, Utah, 1987-90  
 80 **Fontenot, Chris**, TE, McNeese State, 2000  
 3 **Forbath, Kai**, K, UCLA, 2019  
 80 **Ford, Bernard**, WR, Central Florida, 1989  
 56 **Fowler, Dante**, DE, Florida, 2022  
 55 **Fowler, Ryan**, LB, Duke, 2004-06  
 46 **Fowler, Todd**, FB, Stephen F. Austin, 1985-88  
 27 **Frampton, Eric**, S, Washington State, 2012  
 38 **Francis, Ron**, CB, Baylor, 1987-90  
 32 **Franckhauser, Tom**, CB, Purdue, 1960-61  
 76 **Frank, Bill**, T, Colorado, 1964  
 23 **Frazier, Derrick**, CB, Texas A&M, 1996  
 35 **Frazier, Kavon**, S, Central Michigan, 2016-19  
 30 **Frazier, Lance**, CB, West Virginia, 2004  
 71 **Frederick, Andy**, T, New Mexico, 1977-81  
 72 **Frederick, Travis**, C, Wisconsin, 2013-19  
 68 **Free, Doug**, T, Northern Illinois, 2007-16  
 69/66 **Fricke, Ben**, G/C, Houston, 1999-01  
 90 **Frisch, Byron**, LB, BYU, 2001  
 15 **Fritsch, Toni**, K, Vienna, Austria, 1971-73, 1975  
 79 **Frost, Ken**, DT, Kentucky, 1961-62  
 75 **Fry, Bob**, T, Kentucky, 1960-64  
 84 **Fugett, Jean**, TE, Amherst, 1972-75  
 50 **Fujita, Scott**, LB, California, 2005

## G

- 52 **Gachkar, Andrew**, LB, Missouri, 2015-16  
 80 **Gadsden, Oronde**, WR, Winston-Salem, 1995  
 27 **Gaechter, Mike**, S, Oregon, 1962-69  
 39 **Gainer, Derrick**, RB, Florida A&M, 1992-93  
 89 **Galbraith, Scott**, TE, Southern California, 1993-94, 1997  
 96 **Gallimore, Neville**, DT, Oklahoma, 2020-22  
 84 **Galloway, Joey**, WR, Ohio State, 2000-03  
 13 **Gallup, Michael**, WR, Colorado State, 2018-22  
 29 **Gant, Kenneth**, CB, Albany St., 1990-94  
 63 **Gardner, Ben**, DE, Stanford, 2014  
 61 **Garmon, Kelvin**, G, Baylor, 2000-02  
 17 **Garrett, Jason**, QB, Princeton, 1993-99  
 32 **Garrison, Walt**, RB, Oklahoma State, 1966-74  
 80 **Gathers, Rico**, TE, Baylor, 2018  
 80 **Gay, Everett**, WR, Texas, 1988  
 66/96 **Geathers, Clifton**, DE, South Carolina, 2010-11  
 35 **Gent, Pete**, WR/TE, Michigan State, 1964-68  
 27 **George, Eddie**, RB, Ohio State, 2004  
 67/63 **Gesek, John**, G, Cal. St.-Sacramento, 1990-93  
 11 **Gibbs, Sonny**, QB, Texas Christian, 1963  
 63 **Gibson, Aaron**, T, Wisconsin, 2001-02  
 57 **Gifford, Luke**, LB, Nebraska, 2019-22  
 3 **Gilbert, Garrett**, QB, Southern Methodist, 2020  
 26 **Glenn, Aaron**, CB, Texas A&M, 2005-06  
 83 **Glenn, Terry**, WR, Ohio State, 2003-07  
 97 **Glover, La'Roi**, DT, San Diego State, 2002-05  
 78 **Glymph, Junior**, DE, Carson-Newman, 2005-06  
 56 **Godfrey, Randall**, LB, Georgia, 1996-99  
 66 **Gogan, Kevin**, T, Washington, 1987-93  
 99/59 **Golston, Chauncey**, DE, Iowa, 2021-22  
 76 **Gonzaga, John**, DE, No college, 1960  
 9 **Gonzalez, Daniel**, QB, East Carolina, 1998  
 83 **Gonzalez, Leon**, WR, Bethune, Cookman, 1985  
 23 **Goodrich, Dwayne**, CB, Tennessee, 2000-02  
 29 **Goodwin, C.J.**, CB, California (PA), 2018-22

27 **Gordon, Cletis**, CB, Jackson State, 2009  
 44 **Gowdy, Cornell**, DB, Morgan State, 1986  
 4 **Gowin, Toby**, P, North Texas, 1997-99, 2003  
 7 **Gramatica, Martin**, K, Kansas State, 2006  
 21 **Granger, Charley**, T, Southern, 1961  
 78 **Granger, Norm**, RB, Iowa, 1984  
 56 **Grant, Orantes**, LB, Georgia, 2000-01  
 58 **Grau, Jeff**, LS, UCLA, 2002  
 29/48 **Green, Alex**, CB, Indiana, 1987  
 61 **Green, Allen**, P/K, Mississippi, 1961  
 79 **Green, Chaz**, OL, Florida, 2015-17  
 34 **Green, Cornell**, DB, Utah State, 1962-74  
 10 **Green, Skyler**, WR, Louisiana State, 2006  
 33 **Greenwood, Chris**, CB, Albion College, 2013  
 79 **Gregg, Forrest**, G/T, Southern Methodist, 1971  
 77 **Gregory, Bill**, DL, Wisconsin, 1971-77  
 21 **Gregory, Glynn**, WR/DB, Southern Methodist, 1961-62  
 94 **Gregory, Randy**, DE, Nebraska, 2015-16, 2018, 2020-21  
 14 **Greisen, Chris**, QB, Northwest Missouri State, 2010, 2011  
 15 **Grier, Will**, QB, West Virginia, 2021-22  
 97 **Griffen, Everson**, DE, Southern California, 2020  
 44 **Gronkowski, Chris**, FB, Arizona, 2010  
 64 **Grottkau, Bob**, G, Oregon, 1961  
 65 **Gurode, Andre**, G/C, Colorado, 2002-10  
 60 **Guy, Buzz**, G, Duke, 1960

## H

64 **Hagen, Halvor**, C/G, Weber State, 1969-70  
 3 **Hajrullahu, Lirim**, K, Western Ontario, 2021  
 94 **Haley, Charles**, DE, James Madison, 1992-96  
 38 **Hall, Chris**, S, East Carolina, 1993  
 55 **Hall, Lemanski**, LB, Alabama, 1999  
 54 **Hambrick, Darren**, LB, South Carolina, 1998-01  
 35/42 **Hambrick, Troy**, RB, Savannah State, 2000-03  
 60 **Hamel, Dean**, DT, Tulsa, 1989-90  
 23 **Hamilton, Jakar**, S, South Carolina State, 2013-14  
 79/99 **Hamilton, Justin**, DT, Louisiana, 2019, 2020, 2021  
 26 **Hamlin, Ken**, S, Arkansas, 2007-09  
 36 **Hamlin, Michael**, S, Clemson, 2009-10  
 95 **Hankins, Johnathan**, DT, Ohio State, 2022  
 84 **Hanna, James**, TE, Oklahoma, 2012-17  
 44 **Hannah, Rodney**, TE, Houston, 2008  
 86 **Hannam, Ryan**, TE, Northern Iowa, 2006  
 52 **Hansen, Wayne**, LB, Texas Wesleyan, 1960  
 56 **Hardy, Darryl**, LB, Tennessee, 1995, 1997  
 74 **Hardy, Greg**, DE, Mississippi, 2015  
 37 **Hardy, JaQuan**, RB, Tiffin, 2021  
 51 **Hardy, Kevin**, LB, Illinois, 2002  
 80/82 **Harper, Alvin**, WR, Tennessee, 1991-94, 1999  
 50 **Harper, Dave**, LB, Humboldt State, 1990  
 50 **Harper, Devin**, LB, Oklahoma State, 2022  
 24 **Harper, Roger**, S, Ohio State, 1996  
 43 **Harris, Cliff**, S, Ouachita, 1970-79  
 86 **Harris, Durriel**, WR, New Mexico State, 1984  
 17 **Harris, Dwayne**, WR, East Carolina, 2011-14  
 88 **Harris, Jackie**, TE, Northeast Louisiana, 2000-01  
 40 **Harris, Jim**, S, Oklahoma, 1961  
 80 **Harris, Rod**, WR, Texas A&M, 1990  
 97 **Hatcher, Jason**, DE, Grambling, 2006-13  
 71 **Hawkins, Donald**, T, Texas, 2014  
 38 **Hawthorne, Duane**, CB, Northern Illinois, 1999-02  
 96 **Hayden, Nick**, DT, Wisconsin, 2013-15  
 22 **Hayes, Bob**, WR, Florida A&M, 1965-74  
 33 **Hayes, Wendell**, RB, Humboldt State, 1963  
 27 **Haynes, Tommy**, S, Southern California, 1987  
 56 **Hays, Harold**, LB, Southern Mississippi, 1963-67  
 62/78 **Healy, Don**, DT, Maryland, 1960-61  
 38 **Heath, Jeff**, S, Saginaw Valley State, 2013-19  
 69 **Hegamin, George**, T, North Carolina State, 1994-97  
 58 **Hegman, Mike**, LB, Tennessee State, 1976-88  
 11 **Heinrich, Don**, QB, Washington, 1960  
 62/70 **Hellestrae, Dale**, OL, Southern Methodist, 1990-00  
 58 **Hemsley, Nate**, LB, Syracuse, 1997-99  
 89 **Hendershot, Peyton**, TE, Indiana, 2022  
 56 **Henderson, Thomas**, LB, Langston, 1975-79  
 58/50 **Hendrickson, Steve**, LB, California, 1989  
 45 **Hendrix, Manny**, CB, Utah, 1986-91  
 85 **Hendrix, Tim**, TE, Tennessee, 1987  
 95 **Hennings, Chad**, DT, Air Force, 1992-00  
 42 **Henry, Anthony**, CB, South Florida, 2005-08  
 62 **Henry, Marcus**, C, Boise State, 2020  
 7 **Henson, Drew**, QB, Michigan, 2004-05

72 **Herchman, Bill**, DT, Texas Tech, 1960-61  
 1 **Herrera, Efen**, K, UCLA, 1974, 1976-77  
 81 **Hervey, Edward**, WR, Southern Cal, 1995  
 21 **Higgs, Mark**, RB, Kentucky, 1988  
 32 **Highsmith, Alonzo**, FB, Miami, Fla., 1990-91  
 9 **Hilbert, Jon**, K, Louisville, 2001  
 31 **Hill, Bill**, CB, Rutgers, 1987  
 35 **Hill, Calvin**, RB, Yale, 1969-74  
 25 **Hill, Rod**, CB, Kentucky State, 1982-83  
 80 **Hill, Tony**, WR, Stanford, 1977-86  
 60/90 **Hill, Tony**, DE, Tenn. Chattanooga, 1991-92  
 67 **Hills, Tony**, T, Texas, 2014  
 97/72 **Hill, Trysten**, DT, Central Florida, 2019-22  
 16 **Hilton, T.Y.**, WR, Florida International, 2022  
 59 **Hiitichens, Anthony**, LB, Iowa, 2014-17  
 16 **Hodge, Damon**, WR, Alabama State, 2000  
 10 **Hodson, Tommy**, QB, Louisiana State, 1994  
 67 **Hoffman, Brock**, C, Virginia Tech, 2022  
 14 **Hogeboom, Gary**, QB, Central Michigan, 1980-85  
 64 **Holland, Montrae**, G, Florida State, 2008-11  
 16 **Holley, Jesse**, WR, North Carolina, 2010-11  
 57 **Holloman, DeVonte**, LB, South Carolina, 2013-14  
 23 **Holloway, Johnny**, CB, Kansas, 1986  
 15 **Holmes, Andre**, WR, Hillsdale, 2011-12  
 47 **Holmes, Clayton**, CB, Carson-Newman, 1992-95  
 30 **Holt, Issiac**, CB, Alcorn State, 1989-92  
 24 **Homan, Dennis**, WR, Alabama, 1968-70  
 28 **Hooker, Malik**, S, Ohio State, 2021-22  
 9 **Hoopes, Mitch**, P, Arizona, 1975  
 20 **Horton, Ray**, S, Washington, 1989-92  
 67 **Houser, John**, C/G, Redlands, 1960-61  
 86 **Houston, Bill**, WR, Jackson State, 1974  
 17 **Houston, Dennis**, WR, Western Illinois, 2022  
 21 **Howard, Carl**, CB, Rutgers, 1984  
 99 **Howard, David**, LB, Cal. St. Long Beach, 1989-90  
 81 **Howard, Percy**, WR, Austin Peay, 1975  
 87 **Howard, Ron**, TE, Seattle, 1974-75  
 54 **Howley, Chuck**, LB, West Virginia, 1961-73  
 81 **Howton, Bill**, WR, Rice, 1960-63  
 51 **Hoym, Lynn**, C/G, Cal. St. Long Beach, 1962-63  
 46/53 **Hoyle, Oliver**, FB/LB, North Carolina State, 2006-07  
 49 **Huggins, Johnny**, TE, Alabama State, 2001  
 42 **Hughes, Randy**, S, Oklahoma, 1975-80  
 32 **Hughes, Tyrone**, CB, Nebraska, 1998  
 11 **Humphrey, Buddy**, QB, Baylor, 1961  
 79 **Hunt, John**, G/T, Florida, 1984  
 34 **Hunter, Monty**, S, Salem, 1982  
 47 **Hunter, Pete**, CB, Virginia Union, 2002-04  
 52/58 **Hurd, Jeff**, LB, Kansas State, 1987  
 17 **Hurd, Sam**, WR, Northern Illinois, 2006-10  
 17 **Hurns, Allen**, WR, Miami, 2018  
 40 **Hurt, Eric**, CB, Cal. State San Jose, 1980  
 66 **Husmann, Ed**, DT, Nebraska, 1960  
 59 **Hutcherson, Ken**, LB, Livingston State, 1974  
 7 **Hutchinson, Chad**, QB, Stanford, 2002-03  
 57/55 **Huther, Bruce**, LB, New Hampshire, 1977-80, 1983  
 66 **Hutson, Tony**, G, N.E. Oklahoma St., 1996-99  
 65 **Hyatt, Mitch**, T, Clemson, 2019-21  
 51 **Hyder, Kerry**, DT, Texas Tech, 2019

## I

69 **Irvin, Corvey**, DT, Georgia, 2013  
 88 **Irvin, Michael**, WR, Miami, Fla., 1988-99  
 95 **Irving, David**, DE, Iowa State, 2015-18  
 60 **Isbell, Joe Bob**, G, Houston, 1962-65  
 81 **Ismail, Raghib**, WR, Notre Dame, 1999-01

## J

71 **Jackson, Al**, G, Louisiana State, 2000-01  
 34/26 **Jackson, Darius**, RB, Eastern Michigan, 2016, 2018  
 56 **Jackson, Joe**, DE, Miami, 2019  
 32 **Jackson, Tim**, S, Nebraska, 1984  
 83 **Jackson, Willie**, WR, Florida, 1994  
 56 **James, Bradie**, LB, Louisiana State, 2003-11  
 80 **James, Cedric**, WR, Texas Christian, 2003  
 68 **Jamison, Vontrell**, DE, Clemson, 2005  
 89 **Jarwin, Blake**, TE, Oklahoma State, 2017-21  
 53 **Jax, Garth**, LB, Florida State, 1986-88  
 77 **Jeffcoat, Jim**, DE, Arizona State, 1983-94  
 81 **Jeffers, Patrick**, WR, Virginia, 1998  
 96 **Jelks, Jalen**, DE, Oregon, 2019  
 31/21 **Jenkins, Mike**, CB, South Florida, 2008-12

STAFF

ALL-TIME  
ROSTER

2022 SEASON

RECORDS

PLAYOFF  
RECORDS

HISTORY

SIDELINES

## J, cont.

- 84 Jennings, Keith, TE, Clemson, 1989  
 37 Jensen, Jim, RB, Iowa, 1993  
 19 Jett, John, P, East Carolina, 1993-96  
 62/62 Johnson, Al, C, Wisconsin, 2003-06  
 14 Johnson, Brad, QB, Florida State, 2007-08  
 86 Johnson, Butch, WR, Calif.-Riverside, 1976-83  
 98 Johnson, Curtis, LB, Clark Atlanta, 2009  
 81 Johnson, Jon'Vea, WR, Toledo, 2019  
 19 Johnson, Keyshawn, WR, Southern California, 2004-05  
 15 Johnson, Manuel, WR, Oklahoma, 2010  
 37 Johnson, Matt, S, Eastern Washington, 2012-13  
 23 Johnson, Mike, CB, Kansas, 1966-69  
 64 Johnson, Mitch, G, UCLA, 1965  
 66/95 Johnson, Tank, NT, Washington, 2007-08  
 92 Johnson, Thomas, DT, Middle Tennessee St., 2005  
 58 Johnson, Tre'von, LB, Weber State, 2017  
 29 Johnson, Udra, RB, West Virginia, 1989  
 91 Johnson, Walter, DT, Pittsburgh, 1987  
 48 Johnston, Daryl, FB, Syracuse, 1989-99  
 21 Jones, Adam, CB, West Virginia, 2008  
 31 Jones, Byron, CB, Connecticut, 2015-19  
 6 Jones, Chris, P, Carson Newman, 2011-20  
 51 Jones, Dale, LB, Tennessee State, 1987  
 56 Jones, Datone, DT, UCLA, 2017-18  
 55 Jones, Edgar, DE, Southeast Missouri State, 2013  
 39 Jones, E.J., RB, Kansas, 1987  
 72 Jones, Ed, DE, Tennessee State, 1974-78, 1980-89  
 28 Jones, Felix, RB, Arkansas, 2008-12  
 23 Jones, James, RB, Mississippi State, 1980-82, 1984-85  
 25 Jones, Jermaine, CB, Northwestern State (LA), 2002  
 97 Jones, Jimmie, DL, Miami, Fla., 1990-93  
 26 Jones, Josh, S, North Carolina State, 2019  
 21 Jones, Julius, RB, Notre Dame, 2004-07  
 33 Jones, Nathan, CB, Rutgers, 2004-07  
 55 Jones, Robert, LB, East Carolina, 1992-95  
 55 Jordan, Lee Roy, LB, Alabama, 1963-76  
 24/1 Joseph, Kelvin, CB, Kentucky, 2021-22

## K

- 43/54 Kamara, Azur, LB/DE, Kansas, 2020-21  
 20 Kaiser, Jason, S, Culver-Stockton, 1999  
 18 Kazez, Damontae, S, San Diego State, 2021  
 70 Kearse, Frank, DT, Alabama A&M, 2013  
 27 Kearse, Jayron, S, Clemson, 2021-22  
 57 Keller, Mike, LB, Michigan, 1972  
 60 Kennard, Derek, G, Nevada-Reno, 1994-96  
 68 Ker, Crawford, G, Florida, 1985-90  
 60 Killian, Gene, G, Tennessee, 1974  
 27 Kincaide, Keylon, RB, Southern Methodist, 2006  
 60 Kiner, Steve, LB, Tennessee, 1970  
 57 King, Angelo, LB, South Carolina State, 1981-83  
 63 Kiselak, Michael, C/G, Maryland, 1998-99  
 3 Kitna, Jon, QB, Central Washington, 2009-11, 2013  
 73 Kitson, Syd, G, Wake Forest, 1984  
 79 Klein, Dick, T, Iowa, 1960  
 69 Knight, Brandon, G, Indiana, 2019-21  
 4 Knorr, Micah, P, Utah State, 2000-02  
 18 Kosar, Bernie, QB, Miami, Fla., 1993  
 63 Kosier, Kyle, G, Arizona State, 2006-11  
 35 Kowalczyk, Walt, RB, Michigan State, 1960  
 60 Kowalski, Kevin, C/G, Toledo, 2011-12  
 9 Kupp, Craig, QB, Pacific-Lutheran, 1991  
 67 Kupp, Jake, G, Washington, 1964-65  
 25 Kyle, Aaron, CB, Wyoming, 1976-79

## L

- 81 Ladouceur, Louis-Philippe, LS, California, 2005-20  
 99 LaFleur, David, TE, Louisiana State, 1997-00  
 35 Laidlaw, Scott, RB, Stanford, 1975-79  
 88 Lamb, CeeDee, WR, Oklahoma, 2020-22  
 38 Lang, David, RB, Northern Arizona, 1995  
 41 Larrimore, Kareem, CB, West Texas A&M, 2000-01  
 15 Laufenberg, Babe, QB, Indiana, 1989-90  
 25 Lassic, Derrick, RB, Alabama, 1993-94  
 29 Lavette, Robert, RB, Georgia Tech, 1985-87  
 66 Lawless, Burton, G, Florida, 1975-79  
 53 Lawrence, Cameron, LB, Mississippi State, 2013-14  
 90 Lawrence, DeMarcus, DE, Boise State, 2014-22  
 16 Leaf, Ryan, QB, Washington State, 2001  
 65 Leary, Ronald, G, Memphis, 2012-16  
 14 LeBaron, Eddie, QB, Pacific, 1960-63

- 32 Lee, ReShard, RB, Middle Tennessee St., 2004  
 50 Lee, Sean, LB, Penn State, 2010-20  
 68 Lehr, Matt, C/G, Virginia Tech, 2001-04  
 58/98 Lemon, Orié, LB, Oklahoma State, 2012, 2013  
 14 Lenoir, Lance, WR, Western Illinois, 2017, 2018  
 34 Lester, Tim, FB, Eastern Kentucky, 1999  
 78 Lett, Leon, DL, Emporia State, 1991-00  
 50 Lewis, D.D., LB, Mississippi State, 1968, 1970-81  
 2/26/27 Lewis, Jourdan, CB, Michigan, 2017-22  
 23 Lewis, LeQuan, CB, Arizona State, 2012  
 23 Lewis, Woodley, WR, Oregon, 1960  
 64 Light, Alex, T, Richmond, 2020  
 64/67 Lilja, George, C, Michigan, 1987  
 74 Lilly, Bob, DL, Texas Christian, 1961-74  
 97 Lilly, Kevin, DT, Tulsa, 1989  
 65 Lindstrom, Alec, C, Boston College, 2022  
 72/64 Liscio, Tony, T, Tulsa, 1963-64, 1966-71  
 95 Lissemore, Sean, DE, William & Mary, 2010-12  
 71 Livings, Nate, G, Louisiana State, 2012  
 20 Livingston, Bruce, DB, Arkansas Tech, 1987  
 41 Livingston, Warren, CB, Arizona, 1961-66  
 35 Lockett, J.W., RB, Central Oklahoma, 1961-62  
 56 Lockhart, Eugene, LB, Houston, 1984-90  
 25 Logan, Obert, S, Trinity Tex., 1965-66  
 56 Long, Bob, LB, UCLA, 1962  
 70 Long, Jerome, DT, San Diego State, 2013  
 19 Longley, Clint, QB, Abilene Christian, 1974-75  
 73 Looney, Joe, C, Wake Forest, 2016-20  
 70 Loper, Daniel, G, Texas Tech, 2011  
 18 Lothridge, Billy, P/QB, Georgia Tech, 1964  
 84/86 Lucky, Mike, TE, Arizona, 1999-02

## M

- 58 Mackey, Louis, LB, Akron, 2001-02  
 19/2 Maher, Brett, K, Nebraska, 2018-19, 2022  
 51 Manders, Dave, C, Michigan State, 1964-66, 1968-74  
 22 Manning, Wade, CB, Ohio State, 1979  
 53/59 March, Justin, LB, Akron, 2017-20  
 31 Marion, Brock, S, Nevada-Reno, 1993-97  
 31 Marsh, Amos, RB, Oregon State, 1961-64  
 78 Marten, James, T, Boston College, 2007  
 79 Martin, Harvey, DE, East Texas State, 1973-83  
 34 Martin, Jamar, FB, Ohio State, 2002-03  
 83 Martin, Kelvin, WR, Boston College, 1987-92, 1996  
 70 Martin, Zack, G, Notre Dame, 2014-22  
 67 Maryland, Russell, DT, Miami, Fla., 1991-95  
 25 Mathews, Ray, WR, Clemson, 1960  
 23 Mathis, Kevin, CB, Texas A&M-Commerce, 1997-99  
 85 Mayle, Vince, WR, Washington State, 2015-16  
 93 Mayowa, Benson, DE, Idaho, 2016-17  
 1 McBriar, Mat, P, Hawaii, 2004-11  
 37 McCann, Bryan, CB, Southern Methodist, 2010-11  
 55 McClain, Rolando, LB, Alabama, 2014-15  
 97 McClain, Terrell, DT, South Florida, 2014-16  
 99 McCormack, Hurvin, DT, Indiana, 1994-98  
 40 McCray, Danny, S, Louisiana State, 2010-13, 2015  
 70 McCreary, Bob, T, Wake Forest, 1961  
 80 McDaniels, David, WR, Mississippi Valley, 1968  
 14 McDonald, Paul, QB, Southern California, 1986-87  
 25 McDonald, Tommy, WR, Oklahoma, 1964  
 20 McFadden, Darren, RB, Arkansas, 2015-17  
 23 McFadden, Leon, CB, San Diego State, 2016  
 79 McFadden, Marques, T, Arizona, 2002  
 83 McGarity, Wade, WR, Texas, 1999-01  
 7 McGee, Stephen, QB, Texas A&M, 2009-11  
 82 McGee, Tony, TE, Michigan, 2002-03  
 66 McGovern, Connor, G, Penn State, 2019-22  
 42 McIlhenny, Don, RB, Southern Methodist, 1960-61  
 90 McIntosh, Toddrick, DT, Florida State, 1994  
 67 McIver, Everett, G, Elizabeth City State, 1998-99  
 84 McKeon, Sean, TE, Michigan, 2020-22  
 35 McKie, Jason, FB, Temple, 2002  
 59 McKinley, Takk, LB, UCLA, 2022  
 66 McKinney, Jeremy, G/T, Iowa, 2002  
 85 McKinnon, Dennis, WR, Florida St., 1990  
 82 McKnight, James, WR, Liberty, 1999-00  
 52 McLean, Scott, LB, Florida State, 1983  
 47 McNeil, Ryan, CB, Miami, Fla., 2000  
 44 McQuaide, Jake, LS, Ohio State, 2021-22  
 77 McQuistan, Pat, T, Weber State, 2006-09  
 56 McSurdy, Caleb, LB, Montana, 2012  
 35 McSwain, Chuck, RB, Clemson, 1983-84

69 **Melton, Henry**, DT, Texas, 2014  
70 **Memmelaar, Dale**, G, Wyoming, 1962-63  
17 **Meredith, Don**, QB, Southern Methodist, 1960-68  
78 **Meyers, John**, DT, Washington, 1962-63  
30 **Michael, Christine**, RB, Texas A&M, 2015  
83 **Mickey, Joey**, TE, Oklahoma, 1993  
7 **Millen, Hugh**, QB, Washington, 1993  
83 **Miller, Anthony**, WR, Tennessee, 1997  
3 **Miller, Jim**, P, Mississippi, 1983-84  
35 **Miller, Lonyae**, RB, Fresno State, 2010  
67 **Miller, Wyatt**, T, Central Florida, 2019  
85 **Mills, Ernie**, WR, Florida, 1998-99  
78 **Mills, Jordan**, T, Louisiana Tech, 2015, 2020  
92 **Mincey, Jeremy**, DE, Florida, 2014-15  
72 **Missouri, Dwayne**, DE, Northwestern, 2001  
34 **Mitchell, Aaron**, CB, Nevada-Las Vegas, 1979-80  
82 **Mitchell, Johnny**, TE, Nebraska, 1996  
21 **Mitchell, Terrance**, CB, Oregon, 2015  
7 **Mobley, Singor**, S, Washington State, 1997-99  
47 **Moegle, Dick**, S, Rice, 1961  
23 **Montgomery, Mike**, RB/WR, Kansas State, 1972-73  
58 **Moore, Damontre'**, DE, Texas A&M, 2017  
17 **Moore, Kellen**, QB, Boise State, 2015-17  
30/26 **Moore, Sterling**, CB, Southern Methodist, 2012, 2013-14  
76 **Moore, Zach**, DE, Concordia-St. Paul, 2016  
2 **Moorman, Brian**, P, Pittsburg State, 2012  
2 **Mooty, Jim**, CB, Arkansas, 1960  
37 **Morgan, Dennis**, RB, Western Illinois, 1974  
81 **Morgan, Quincy**, WR, Kansas State, 2004  
46 **Morris, Alfred**, RB, Florida Atlantic, 2016-17  
23 **Morris, Sammy**, RB, Texas Tech, 2011  
14 **Morton, Craig**, QB, California, 1965-74  
24/38 **Mukuamu, Israel**, S, South Carolina, 2021-22  
37 **Mullen, Trayvon**, CB, Clemson, 2022  
80 **Murchison, Ola Lee**, WR, Pacific, 1961  
29 **Murray, DelMarco**, RB, Oklahoma, 2011-14  
3 **Murray, Eddie**, K, Tulane, 1993, 1999  
9 **Murrell, Adrian**, RB, West Virginia, 2003  
29 **Myers, Greg**, S, Colorado State, 2000  
94 **Myers, Michael**, DL, Alabama, 1998-03  
98 **Myles, Godfrey**, LB, Florida, 1991-96  
62 **Myslinski, Tom**, G/C, Tennessee, 1999

**N**

61 **Nagy, Bill**, G, Wisconsin, 2011  
42 **Neal, Keanu**, LB, Florida, 2021  
73 **Neely, Ralph**, G/T, Oklahoma, 1965-77  
39 **Neufeld, Ryan**, FB, UCLA, 1999  
70 **Nevis, Drake**, DT, Louisiana State, 2013  
44 **Newhouse, Robert**, FB, Houston, 1972-83  
41 **Newman, Terence**, CB, Kansas State, 2003-11  
30 **Newsome, Timmy**, RB, Winston-Salem, 1980-88  
67/61 **Newton, Nate**, G/T, Florida A&M, 1986-98  
59 **Nguyen, Dat**, LB, Texas A&M, 1999-05  
76 **Niland, John**, G, Iowa, 1966-74  
1/7 **Niswander, Hunter**, P, Northwestern, 2020-21  
60 **Nix, John**, DT, Southern Miss, 2001-02  
75 **Noble, Brandon**, DT, Penn State, 1999-02  
25 **Nolan, Dick**, S, Maryland, 1962  
60 **Noli, Ben**, G, Pennsylvania, 2004-05  
73 **Noonan, Danny**, DL, Nebraska, 1987-92  
84 **Norman, Pettis**, TE, J.C. Smith, 1962-70  
25 **Norton, Jerry**, S, Southern Methodist, 1962  
51 **Norton, Ken**, LB, UCLA, 1988-93  
84 **Novacek, Jay**, TE, Wyoming, 1990-96  
79 **Nsekhe, Ty**, T, Texas State, 2021  
2 **Nugent, Mike**, K, Ohio State, 2017  
7 **Nutting, Ed**, T, Georgia Tech, 1963  
61 **Nye, Blaine**, G, Stanford, 1968-76  
53 **Nzeocha, Mark**, LB, Wyoming, 2015-16

**O**

53 **Octavien, Steve**, LB, Nebraska, 2008-09  
97 **Odighizuwa, Osa**, DT, UCLA, 2021-22  
90 **Ogbogu, Eric**, DE, Maryland, 2003-05  
82 **Ogden, Jeff**, WR, Eastern Washington, 1998-99  
23 **Oglesby, Evan**, CB, North Alabama, 2007  
85 **Ogletree, Kevin**, WR, Virginia, 2009-12  
76 **Okoye, Amobi**, DT, Louisville, 2014  
29 **Olatoye, Deji**, CB, North Carolina AT&T, 2015  
49 **Olawale, Jamize**, FB, North Texas, 2018-19  
30 **Ollison, Qadree**, RB, Pittsburgh, 2022

45 **Olonilua, Sewo**, FB, Texas Christian, 2020-21  
99 **Olshansky, Igor**, DE, Oregon, 2009-10  
32 **Olumba, Donovan**, CB, Portland State, 2019  
54 **O'Neil, Keith**, LB, Northern Arizona, 2003-04  
18 **Orton, Kyle**, QB, Purdue, 2012-13  
62 **Oswald, Paul**, G, Kansas, 1988  
76 **Otto, Bob**, DL, Idaho State, 1986  
20 **Overton, Jerry**, S, Utah, 1963  
45 **Overton, Matt**, LS, Western Washington, 2022  
31 **Owens, Billy**, DB, Pittsburgh, 1988  
81 **Owens, Terrell**, WR, Tennessee-Chattanooga, 2006-08  
27/11 **Owusu-Ansah, Akwasi**, S/WR, Indiana (PA), 2010-11

**P**

55 **Paea, Stephen**, DT, Oregon State, 2017  
62 **Page, Craig**, C, Georgia Tech, 2000  
77 **Page, Solomon**, G/T, West Virginia, 1999-02  
26 **Palmer, Paul**, RB, Temple, 1989  
93 **Palmore, Walter**, DT, 2020  
60 **Parker, J'vonne**, DT, Rutgers, 2006  
40 **Parker, Steven**, S, Oklahoma, 2020  
21 **Parks, Billy**, WR, Cal. St. Long Beach, 1972  
78 **Parnell, Jermei**, T, Mississippi, 2010-14  
62 **Parrish, James**, T, Temple, 1993-94  
34 **Parrish, Tony**, S, Washington, 2006  
11 **Parsons, Micah**, LB, Penn State, 2021-22  
56 **Patera, Jack**, LB, Oregon, 1960-61  
20/26 **Patmon, Tyler**, CB, Oklahoma State, 2014-15  
43 **Patterson, Elvis**, CB, Kansas, 1993  
2 **Paulescu, Sam**, P, Oregon State, 2008  
88 **Pearson, Drew**, WR, Tulsa, 1973-83  
26 **Pearson, Preston**, RB, Illinois, 1975-80  
9 **Peete, Rodney**, QB, Southern California, 1994  
31 **Pellerin, Micah**, S, Hampton, 2013, 2014  
16 **Pelluer, Steve**, QB, Washington, 1984-88  
59 **Penn, Jesse**, LB, Virginia Tech, 1985-87  
22 **Peoples, George**, RB, Auburn, 1982  
26 **Peprah, Charlie**, S, Alabama, 2012  
33 **Perceival, Mac**, K, Texas Tech, 1974  
43 **Perkins, Don**, RB, New Mexico, 1961-68  
92 **Perkins, Ray**, DE, Virginia, 1987  
39 **Perryman, Robert**, FB, Michigan, 1990  
72 **Peterman, Stephen**, G, Louisiana State, 2004-05  
71 **Peters, Jason**, T, Arkansas, 2022  
65 **Petersen, Kurt**, G, Missouri, 1980-85  
58 **Peterson, Calvin**, LB, UCLA, 1974-75  
79 **Petitti, Rob**, T, Pittsburgh, 2005  
89 **Phillips, John**, TE, Virginia, 2009-12  
81 **Phillips, Kirk**, WR, Tulsa, 1984  
49/88 **Pierce, Brett**, TE, Stanford, 2004-05  
20 **Pile, Willie**, S, Virginia Tech, 2005  
33 **Pinder, Cyril**, RB, Illinois, 1973  
97 **Pittman, Kavika**, DE, McNeese St., 1996-99  
73 **Ploeger, Kurt**, DL, Gustavus Adolphus, 1986  
90 **Poe, Dontari**, DT, Memphis, 2020  
62 **Poimboeuf, Lance**, K, Southwest Louisiana, 1963  
39 **Polite, Lousaka**, FB, Pittsburgh, 2004-06  
52 **Polk, Carlos**, LB, Nebraska, 2008  
20 **Pollard, Tony**, RB, Memphis, 2019-22  
97 **Ponder, David**, DT, Florida State, 1985  
86 **Porterfield, Garry**, DE, Tulsa, 1965  
81 **Powe, Karl**, WR, Alabama State, 1985-86  
25 **Powell, Jemeel**, CB, California, 2003  
98 **Poppinga, Brady**, LB, Brigham Young, 2012  
75 **Pozderac, Phil**, T, Notre Dame, 1982-87  
4 **Prescott, Dak**, QB, Mississippi State, 2016-22  
62 **Preston, Duke**, C, Illinois, 2009  
99 **Price, Brian**, DT, Texas-San Antonio, 2017  
89 **Price, Jim**, TE, Stanford, 1993  
70 **Price, Marcus**, T, Louisiana State, 2005  
81 **Price, Peerless**, WR, Tennessee, 2005  
71 **Procter, Cory**, G, Montana, 2005-09  
52 **Pruitt, Mickey**, LB, Colorado, 1991-92  
75 **Pugh, Jethro**, DT, Elizabeth City, 1965-78  
61 **Putnam, Duane**, G, Pacific, 1960

**Q**

11 **Quinn, Mike**, QB, Stephen F. Austin, 1998-99  
58 **Quinn, Robert**, DE, North Carolina, 2019

**R**

64 **Rafferty, Tom**, G/C, Penn State, 1976-89  
46 **Ralston, Nick**, FB, Louisiana, 2021

STAFF

ALL-TIME  
ROSTER

2022 SEASON

RECORDS

PLAYOFF  
RECORDS

HISTORY

SIDELINES

## R, cont.

- 87 **Rambo, Ken-Yon**, WR, Ohio State, 2001-02  
 60 **Randall, Tom**, G, Iowa State, 1978  
 21 **Randle, Joseph**, RB, Oklahoma State, 2013-15  
 88 **Randle, Sonny**, WR, Virginia, 1988  
 66/90 **Ratliff, Jay**, NT/DE, Auburn, 2005-13  
 95 **Rayford, Caesar**, DE, Washington, 2013  
 85 **Rector, Jamaica**, WR, Northwest Missouri State, 2006  
 61/51 **Redmond, Adam**, C, Harvard, 2018-20  
 82 **Reece, Beasley**, CB/WR, North Texas, 1976  
 68 **Reese, Guy**, DT, Southern Methodist, 1962-63  
 43 **Reese, Izell**, S, Alabama-Birmingham, 1998-01  
 30 **Reeves, Dan**, RB/QB, South Carolina, 1965-72  
 35 **Reeves, Jacques**, CB, Purdue, 2004-07  
 51 **Reid, Carauan**, DT, Princeton, 2018  
 20 **Renfro, Mel**, DB/RB, Oregon, 1964-77  
 82 **Renfro, Mike**, WR, Texas Christian, 1984-87  
 19 **Rentzel, Lance**, WR, Oklahoma, 1967-70  
 76 **Reynolds, Jerry**, T, Nevada-Las Vegas, 1994  
 39 **Rhodes, Xavier**, CB, Florida State, 2022  
 13 **Rhyme, Jerry**, QB, Tulsa, 1965-68  
 27 **Richards, Curvin**, RB, Pittsburgh, 1991-92  
 83 **Richards, Golden**, WR, Hawaii, 1973-78  
 70 **Richards, Howard**, G/T, Missouri, 1981-86  
 31 **Richardson, Gloster**, WR, Jackson State, 1971  
 88 **Ridgway, Colin**, P/K, Lamar Tech, 1965  
 95 **Ridgway, John**, DT, Arkansas, 2022  
 42 **Ridlon, Jim**, S, Syracuse, 1963-64  
 30 **Riley, Earl**, S, Washington State, 2000  
 68 **Ringo, Christian**, DT, Louisiana, 2018  
 62 **Rivera, Marco**, G, Penn State, 2005-06  
 12 **Roach, John**, QB, Southern Methodist, 1964  
 87 **Roberts, Alfredo**, TE, Miami, Fla., 1991-92  
 85 **Robinson, Jeff**, TE, Idaho, 2002-04  
 45 **Robinson, Larry**, RB, Tennessee, 1973  
 81 **Robinson, Laurent**, WR, Illinois State, 2011  
 28 **Robinson, Rashard**, CB, Louisiana State, 2020  
 41 **Robinson, Reggie**, CB, Tulsa, 2020-21  
 23 **Robinson, Tyree**, S, Oregon  
 56 **Roe, Bill**, LB, Colorado, 1980  
 79 **Rogers, Jacob**, T, Southern California, 2004  
 90 **Rogers, Justin**, LB, Southern Methodist, 2007-08  
 50 **Rohrer, Jeff**, LB, Yale, 1982-87  
 9 **Romo, Tony**, QB, Eastern Illinois, 2003-16  
 56 **Roper, John**, LB, Texas A&M, 1993  
 68/93 **Ross, Daniel**, DT, N.E. Mississippi C.C., 2017-19  
 20/21 **Ross, Derek**, CB, Ohio State, 2002-03  
 36 **Ross, Dominique**, RB, Valdosta State, 1995-96  
 68 **Ross, Oliver**, T, Iowa State, 1998  
 20 **Rossum, Allen**, CB, Notre Dame, 2009  
 83 **Rucker, Martin**, TE, Missouri, 2010-11  
 88 **Rucker, Reggie**, WR, Boston University, 1970-71  
 71/0 **Rush, Cooper**, QB, Central Michigan, 2017-19, 2022-2022  
 99 **Russell, Ryan**, DE, Purdue, 2015  
 9 **Ruzek, Roger**, K, Weber State, 1987-89  
 80 **Ryan, Sean**, TE, Boston College, 2004-05
- S**
- 66 **Saddler-McQueen, Jimmy**, DE, Texas A&M-Kingsville, 2010  
 87 **Saldi, Jay**, TE, South Carolina, 1976-82  
 89 **Salonen, Brian**, TE/LB, Montana, 1984-85  
 26 **Sanchez, Jeff**, CB, Tulane, 2003  
 3 **Sanchez, Mark**, QB, Southern California, 2016  
 70 **Sandeman, Bill**, DT, Pacific, 1966  
 21 **Sanders, Deion**, CB/WR, Florida State, 1995-99  
 80 **Santiago, O.J.**, TE, Kent, 2000  
 39 **Sargent, Broderick**, FB, Baylor, 1989  
 8 **Sawyer, Buzz**, P, Baylor, 1987  
 4 **Saxon, Mike**, P, San Diego St., 1985-92  
 32 **Scandrick, Orlando**, CB, Boise State, 2008-17  
 68 **Scarlett, Noel**, DT, Langston, 2000  
 77 **Schaefering, Brian**, DT, Lindenwood, 2012  
 78 **Schaum, Greg**, DE, Michigan State, 1976  
 65 **Schoenke, Ray**, T, Southern Methodist, 1963-64  
 66 **Schultz, Chris**, T, Arizona, 1983, 1985  
 86 **Schultz, Dalton**, TE, Stanford, 2018-22  
 52 **Schwartz, Jim**, LB, Purdue, 1994-96  
 77 **Scifres, Steve**, OL, Wyoming, 1997  
 47 **Scott, Chuck**, WR, Vanderbilt, 1987  
 85 **Scott, Darnay**, WR, San Diego State, 2002  
 68 **Scott, Herb**, G, Virginia Union, 1975-84  
 35 **Scott, Kevin**, RB, Stanford, 1989

- 21/38 **Scott, Lynn**, S, Northwestern Oklahoma, 2001-05  
 52 **Scott, Sean**, LB, Maryland, 1988  
 22 **Scott, Victor**, DB, Colorado, 1984-88  
 10 **Secules, Scott**, QB, Virginia, 1988  
 6 **Seder, Tim**, K, Ashland, 2000-01  
 88 **Sellers, Ron**, WR, Florida State, 1972  
 99 **Selvie, George**, DE, South Florida, 2013-14  
 64 **Senat, Greg**, T, Wagner, 2020  
 36 **Sendejo, Andrew**, S, Rice, 2010  
 43 **Sensabaugh, Gerald**, S, North Carolina, 2009-12  
 1 **Septien, Rafael**, K, Southwest Louisiana, 1978-86  
 58 **Shanle, Scott**, LB, Nebraska, 2003-05  
 94/53 **Shannon, Randy**, LB, Miami, Fla., 1989-90  
 52 **Shaw, Robert**, C, Tennessee, 1979-81  
 67 **Shearin, Joe**, C, Texas, 1987  
 87/82 **Shepard, Derrick**, WR, Oklahoma, 1989-91  
 64 **Shepley, Dakoda**, G, British Columbia, 2022  
 86 **Sherer, Dave**, P, Southern Methodist, 1960  
 86 **Sherrard, Mike**, WR, UCLA, 1986  
 63 **Shields, Joe**, OL, Portland State, 1987  
 50 **Shiver, Clay**, C, Florida State, 1996-98  
 7/28 **Showers, Jameil**, QB, Texas-El Paso, 2015, 2018  
 46/25 **Shy, Les**, RB, Cal. St. Long Beach, 1966-69  
 95 **Siaviv, Junior**, NT, Oregon, 2009  
 36 **Silva, Mana**, S, Hawaii, 2011-12  
 82 **Simmons, Cleo**, TE, Jackson State, 1983  
 53 **Simmons, Dave**, LB, Georgia Tech, 1968  
 53 **Simmons, Victor**, LB, Central State, Ohio, 1987  
 59 **Sims, Ernie**, LB, Florida State, 2012-13  
 51 **Singleton, Al**, LB, Temple, 2003-06  
 65 **Slaton, Tony**, G, Southern Cal., 1990  
 42 **Smagala, Stan**, DB, Notre Dame, 1990-91  
 60 **Smerek, Don**, DL, Nevada-Reno, 1981-87  
 58 **Smith, Aldon**, DE, Missouri, 2020  
 87 **Smith, Andre**, TE, Virginia Tech, 2013  
 93 **Smith, Artie**, DT, Louisiana Tech, 1998  
 59 **Smith, Darrin**, LB, Miami, Fla., 1993-96  
 75/79 **Smith, Daryle**, T, Tennessee, 1987-88  
 15 **Smith, Devin**, WR, Ohio State, 2019  
 39 **Smith, Donald**, S, Liberty, 1991  
 22 **Smith, Emmitt**, RB, Florida, 1990-02  
 67 **Smith, Eric**, T, Virginia, 2020  
 43 **Smith, Ito**, RB, Southern Mississippi, 2021  
 24 **Smith, J.D.**, RB, North Carolina A&T, 1965-66  
 81 **Smith, Jackie**, TE, Northwest Louisiana, 1978  
 9/54 **Smith, Jaylon**, LB, Notre Dame, 2016-21  
 64 **Smith, Jim Ray**, G/T, Baylor, 1963-64  
 82 **Smith, Jimmy**, WR, Jackson State, 1992  
 56/57/41 **Smith, Keith**, LB/FB, San Jose State, 2014-17  
 26 **Smith, Kevin**, CB, Texas A&M, 1992-99  
 43 **Smith, Malcolm**, LB, Southern California, 2019  
 57 **Smith, Myron**, LB, Louisiana Tech, 1998  
 53 **Smith, Rashad**, LB, Florida Atlantic, 2020  
 45 **Smith, Rod**, RB/FB, Ohio State, 2015-18  
 14 **Smith, Rodney**, WR, Florida State, 2015  
 32 **Smith, Saivion**, CB, Alabama, 2020  
 67 **Smith, Sean**, DT, Grambling, 1989  
 36 **Smith, Tarik**, RB, California, 1998-99  
 33 **Smith, Timmy**, RB, Texas Tech, 1990  
 85 **Smith, Tody**, DL, Southern California, 1971-72  
 73 **Smith, Tyler**, T, Tulsa, 2022  
 77 **Smith, Tyron**, T, Southern California, 2011-22  
 57 **Smith, Vinson**, LB, East Carolina, 1990-92, 1997  
 86 **Smith, Waddell**, WR, Kansas, 1984  
 87 **Smith, Zurief**, LB, Hampton, 2003  
 18 **Snyder, Loren**, QB, Northern Colorado, 1987  
 54 **Solomon, Jesse**, LB, Florida State, 1989-90  
 46 **Solomon, Roland**, S, Utah, 1980  
 45 **Soiwold, Mike**, TE, Wisconsin, 2001  
 20 **Sparks, Phillippi**, CB, Arizona State, 2000  
 96/98 **Spears, Marcus**, DE, Louisiana State, 2005-12  
 90 **Spellman, Alonzo**, DT, Ohio State, 1999-00  
 93 **Spencer, Anthony**, LB, Purdue, 2007-14  
 37 **Spillman, C.J.**, S, Marshall, 2014  
 80 **Spivey, Sebron**, WR, Southern Illinois, 1987  
 55 **Spradlin, Danny**, LB, Tennessee, 1981-82  
 20 **Springs, Ron**, RB, Ohio State, 1979-84  
 87 **Sprinkle, Jeremy**, TE, Arkansas, 2021  
 15 **Spurlock, Micheal**, WR, Mississippi, 2013  
 65 **Stalls, Dave**, DE, Northern Colorado, 1977-79  
 86 **Stanback, Isaiah**, WR, Washington, 2007-08  
 12 **Staubach, Roger**, QB, Navy, 1969-79



55 **Steele, Markus**, LB, Southern California, 2001-03  
 81/82 **Steele, Robert**, WR, Northern Alabama, 1978  
 78 **Steele, Terence**, T, Texas Tech, 2020-22  
 79/77 **Stephens, Larry**, DE, Texas, 1963-67  
 70/53 **Stepnoski, Mark**, G/C, Pittsburgh, 1989-94, 1999-01  
 28 **Stewart, Curtis**, RB, Auburn, 1989  
 64 **Stewart, Daleroy**, DT, Southern Miss, 2002-04  
 40 **Stiger, Jim**, RB, Washington, 1963-65  
 83 **Still, Bryan**, WR, Virginia Tech, 1999  
 56 **Stincic, Tom**, LB, Michigan, 1969-71  
 5 **Stoerner, Clint**, QB, Arkansas, 2000-02  
 31 **Stokes, Sim**, WR, Northern Arizona, 1967  
 36 **Stone, Daren**, S, Maine, 2008  
 65 **Stone, Ron**, T, Boston College, 1993-95  
 18 **Stoudt, Cliff**, QB, Youngstown St., 1990-91  
 24 **Stoutmire, Omar**, S, Fresno State, 1997-98  
 82 **Stowe, Otto**, WR, Iowa State, 1973  
 15 **Street, Devin**, WR, Pittsburgh, 2014-15  
 96 **Stubbs, Daniel**, DE, Miami, Fla., 1990-91  
 30 **Studstill, Darren**, S, West Virginia, 1994  
 90 **Sturgis, Oscar**, DE, North Carolina, 1995  
 40 **Strayhorn, Les**, RB, East Carolina, 1973-74  
 55 **Strickland, Fred**, LB, Purdue, 1996-98  
 87 **Stynchula, Andy**, DE, Penn State, 1968  
 45 **Sualua, Nicky**, FB, Ohio State, 1997-98  
 76 **Su'a-Filo, Xavier**, G, UCLA, 2018-19  
 4 **Suisham, Shaun**, K, Bowling Green, 2005-06, 2009  
 72 **Sullivan, Mike**, T, Miami, Fla., 1991  
 87 **Swaim, Geoff**, TE, Texas, 2015-18  
 51/57 **Swan, Russ**, LB, Virginia, 1987  
 28 **Swanson, Dax**, CB, Sam Houston State, 2016  
 19 **Sweeney, Kevin**, QB, Cal. St. Fresno, 1987-88  
 61 **Sweet, William**, T, North Carolina, 2020  
 80 **Swinton, Reggie**, WR, Murray State, 2001-03  
 10 **Switzer, Ryan**, WR, North Carolina, 2017

## T

71/72 **Talbert, Don**, DE/OT, Texas, 1962, 1965, 1971  
 34 **Tanner, Phillip**, RB, Middle Tennessee State, 2011-13  
 79 **Tapper, Charles**, DE, Oklahoma, 2016-17  
 25 **Tautalatasi, Junior**, RB, Washington State, 1989  
 36 **Taylor, Tony**, RB, Northwestern Louisiana, 2001  
 30/31 **Teague, George**, S, Alabama, 1996, 1998-01  
 89 **Tennell, Derek**, TE, UCLA, 1992  
 16 **Testaverde, Vinny**, QB, Miami, Fla., 2004  
 32 **Thomas, Anthony**, RB, Michigan, 2005  
 27 **Thomas, Bill**, RB, Boston College, 1972  
 32 **Thomas, Blair**, RB, Penn State, 1994  
 51 **Thomas, Broderick**, LB, Nebraska, 1996-98  
 41 **Thomas, Dave**, CB, Tennessee, 1993-94  
 33 **Thomas, Duane**, RB, West Texas State, 1970-71  
 37 **Thomas, Ike**, CB, Bishop, 1971  
 48 **Thomas, Joe**, LB, South Carolina State, 2018-20  
 26 **Thomas, Josh**, CB, Buffalo, 2015  
 59/44 **Thomas, Robert**, LB/FB, Henderson State, 1998-02  
 55 **Thomas, Zach**, LB, Texas Tech, 2008  
 67 **Thompson, Broderick**, G, Kansas, 1985  
 20/23 **Thompson, Darian**, S, Boise State, 2018-21  
 15 **Thompson, Deonte**, WR, Florida, 2018  
 28 **Thompson, Tyson**, RB, San Jose State, 2005-07  
 77 **Thorn, Andy**, TE, Northern Iowa, 2006  
 77 **Thornton, Bruce**, DL, Illinois, 1979-81  
 25 **Thornton, Bruce**, CB, Georgia, 2004  
 92 **Thornton, Cedric**, DT, Southern Arkansas, 2016  
 53 **Thornton, Kalen**, LB, Texas, 2004-05  
 32 **Thurman, Dennis**, DB, Southern California, 1978-85  
 59 **Timmer, Kirk**, LB, Montana State, 1987  
 98 **Tippins, Ken**, LB, Middle Tennessee St., 1989  
 63 **Titensor, Glen**, G, Brigham Young, 1981-86, 1988  
 53/50 **Tolbert, Brandon**, LB, Georgia, 1998-00  
 18 **Tolbert, Jalen**, WR, Southern Alabama, 2022  
 62/92 **Tolbert, Tony**, DL, Texas-El Paso, 1989-97  
 67 **Toomay, Pat**, DE, Vanderbilt, 1970-74  
 56 **Toomer, Korey**, LB, Idaho, 2014  
 71 **Townes, Willie**, DE, Tulsa, 1966-68  
 27 **Tremble, Greg**, S, Georgia, 1995  
 77 **Truax, Billy**, TE, Louisiana State, 1971-73  
 50 **Tubbs, Jerry**, LB, Oklahoma, 1960-67  
 87 **Tucker, Jason**, WR, Texas Christian, 1999-00  
 69 **Tucker, Ross**, G, Princeton, 2002  
 77 **Tucker, Torrin**, T, Southern Mississippi, 2003-05  
 71 **Tuinei, Mark**, OT/DL, Hawaii, 1983-97

23 **Turbin, Robert**, RB, Utah State, 2015  
 57 **Turner, Jimmie**, LB, Presbyterian, 1984  
 17 **Turner, Malik**, WR, Illinois, 2020-21  
 9 **Turpin, KaVontae**, WR, Texas Christian, 2022

## U

93 **Ulufale, Mike**, DT, Brigham Young, 1996  
 91 **Underwood, Dimitrius**, DL, Michigan State, 2000-01  
 95 **Urban, Brent**, DT, Virginia, 2021

## V

91 **Vanderbeek, Matt**, LB/DE, Michigan State, 1993-94  
 13 **Vanderjagt, Mike**, K, West Virginia, 2006  
 55 **Vander Esch, Leighton**, LB, Boise State, 2018-22  
 30 **Van Raaphorst, Dick**, K, Ohio State, 1964  
 10 **Vaughan, Dustin**, QB, West Texas A&M, 2014  
 37 **Vaughn, Lee**, DB, Wyoming, 1997  
 56 **Vega, Jason**, DE, Northeastern, 2013  
 76 **Veingrad, Alan**, OL, E. Texas St., 1991-92  
 47 **Vickers, Lawrence**, FB, Colorado, 2012  
 71 **Villanueva, Danny**, P/K, New Mexico State, 1965-67  
 88 **Vollers, Kurt**, T, Notre Dame, 2002-04

## W

95 **Walen, Mark**, DT, UCLA, 1987-88  
 79 **Waletzko, Matt**, T, North Dakota, 2022  
 63 **Walker, Casey**, DT, Oklahoma, 2015  
 25 **Walker, Frank**, CB, Tuskegee, 2011  
 67 **Walker, Gary**, OL, Boston University, 1987  
 34 **Walker, Herschel**, RB, Georgia, 1986-89, 1996-97  
 57 **Walker, Louie**, LB, Colorado State, 1974  
 57 **Walker, Malcolm**, C, Rice, 1966-69  
 71 **Wallace, Rodney**, G/T, New Mexico, 1971-73  
 24 **Walls, Everson**, CB, Grambling, 1981-89  
 3 **Walsh, Steve**, QB, Miami, Fla., 1989-90  
 59 **Walter, Mike**, LB, Oregon, 1983  
 71 **Walter, Tyson**, OL, Ohio State, 2002-04  
 78 **Walton, Bruce**, G, UCLA, 1973-75  
 87 **Ward, Dedic**, WR, Northern Iowa, 2004  
 94 **Ware, DeMarcus**, LB, Troy, 2005-13  
 89 **Ware, Derek**, TE, Central Oklahoma, 1996  
 42 **Warren, Chris**, RB, Ferrum, 1998-00  
 5 **Warren, John**, P, Tennessee, 1983-84  
 31 **Washington, Chauncey**, RB, Southern California, 2009, 2011  
 37 **Washington, James**, S, UCLA, 1990-94  
 83 **Washington, James**, WR, Oklahoma State, 2022  
 46 **Washington, Mark**, CB, Morgan State, 1970-78  
 64 **Waters, Brian**, G, North Texas, 2013  
 41 **Waters, Charlie**, DB, Clemson, 1970-78, 1980-81  
 91 **Watkins, Carlos**, DT, Clemson, 2021-22  
 83 **Watkins, Kendall**, TE, Mississippi State, 1995  
 25 **Watkins, Patrick**, S, Florida State, 2006-09  
 56 **Watson, Dekoda**, LB, Florida State, 2014  
 94 **Watts, Randy**, DE, Catawba, 1987  
 33 **Wayt, Russell**, LB, Rice, 1965  
 95 **Weatherington, Colston**, DE, Central Missouri State, 2002  
 20 **Webb, B.W.**, CB, William & Mary, 2013  
 3 **Weeden, Brandon**, QB, Oklahoma State, 2014-15  
 75 **Weems, Darrion**, T, Oregon, 2012-15  
 42 **Welch, Claxton**, RB, Oregon, 1969-71  
 66 **Wells, Norm**, G, Northwestern, 1980  
 65 **Westberry, Gary**, C, Hampton, 1979-81  
 30 **Westbrook, Bryant**, CB, Texas, 2002  
 39/31 **Westry, Chris**, CB, Kentucky, 2019-20  
 46/82/83/81 **Whalen, James**, TE, Kentucky, 2000-03  
 30 **Wheaton, Kenny**, CB, Oregon, 1997-99  
 65/70 **White, Bob**, OL, Rhode Island, 1987-89  
 92 **White, Chris**, DE, Southern, 2000  
 23 **White, Corey**, CB, Samford, 2015  
 11 **White, Danny**, QB/P, Arizona State, 1976-88  
 37 **White, Gerald**, FB, Michigan, 1987  
 27 **White, Marvin**, S, Texas Christian, 2009  
 3 **White, Mike**, QB, Western Kentucky, 2018  
 54 **White, Randy**, DT/LB, Maryland, 1975-88  
 42 **Whitfield, A.D.**, RB, North Texas, 1965  
 13 **Whitehead, Lucky**, WR, Florida Atlantic, 2015-16  
 53 **Whittingham, Fred**, LB, Cal. Poly SLO, 1969  
 12/10 **Widby, Ron**, P, Tennessee, 1968-71  
 78 **Widell, Dave**, T, Boston College, 1988-89  
 51 **Wilber, Kyle**, LB, Wake Forest, 2012-17  
 65 **Wilbur, John**, T, Stanford, 1966-69  
 27 **Wilcox, J.J.**, S, Georgia Southern, 2013-16

STAFF

ALL-TIME  
ROSTER

2022 SEASON

RECORDS

PLAYOFF  
RECORDS

HISTORY

SIDELINES

## W, cont.

75 **Wiley, Marcellus**, DE, Columbia, 2004  
 32 **Wiley, Michael**, RB, Ohio State, 2000-02  
 59 **Williams, Brandon**, LB, Texas Tech, 2010  
 42/25 **Williams, Charlie**, S, Bowling Green, 1995-00  
 52 **Williams, Connor**, G, Texas, 2018-21  
 79 **Williams, Erik**, T, Central (OH) State, 1991-00  
 58 **Williams, Jason**, LB, Western Illinois, 2009-10  
 36 **Williams, Joe**, RB, Wyoming, 1971  
 38 **Williams, John**, FB, Wisconsin, 1985  
 85 **Williams, Kevin**, WR, Miami, Fla., 1993-96  
 52 **Williams, Leon**, LB, Miami, 2010  
 89 **Williams, Randal**, WR, New Hampshire, 2001-04  
 23 **Williams, Robert**, CB, Baylor, 1987-93  
 31 **Williams, Roy**, S, Oklahoma, 2002-08  
 11 **Williams, Roy**, WR, Texas, 2008-10  
 54 **Williams, Sam**, DE, Mississippi, 2022  
 20 **Williams, Sherman**, RB, Alabama, 1995-99  
 80 **Williams, Stepfret**, WR, Northeast Louisiana, 1996-97  
 10 **Williams, Teddy**, WR, Texas-San Antonio, 2010  
 83 **Williams, Terrance**, WR, Baylor, 2013-18  
 28/34 **Williams, Trey**, RB, Texas A&M, 2015, 2017  
 86 **Williams, Tyrone**, WR, Western Ontario, 1993  
 37 **Williams, Tyrone**, CB, Nebraska, 2004  
 1 **Willis, Ken**, K, Kentucky, 1990-91  
 98 **Willis, Mitch**, DT, Southern Methodist, 1990  
 11/11/16 **Wilson, Cedrick**, WR, Boise State, 2018-21  
 57 **Wilson, Damien**, LB, Minnesota, 2015-18  
 6/37 **Wilson, Donovan**, S, Texas A&M, 2019-22  
 56 **Wilson, Martez**, DE, Illinois, 2013  
 42 **Wilson, Robert**, FB, Texas A&M, 1994  
 81/45 **Wilson, Steve**, WR/CB, Howard, 1979-81

11/18 **Wilson, Wade**, QB, East Texas State, 1995-97  
 84 **Wisener, Gary**, WR, Baylor, 1960  
 48 **Witherspoon, Terry**, FB, Clemson, 2001  
 82 **Witten, Jason**, TE, Tennessee, 2003-17, 2019  
 99 **Woods, Antwaun**, DT, Southern California, 2018-20  
 25 **Woods, Xavier**, S, Louisiana Tech, 2017-20  
 28 **Woodson, Darren**, S, Arizona State, 1992-03  
 45 **Woolsey, Rolly**, DB, Boise State, 1975  
 28 **Worley, Daryl**, CB, West Virginia, 2020  
 57 **Wortham, Barron**, LB, Texas-El Paso, 2000  
 81 **Wright, Alexander**, WR, Auburn, 1990-92  
 2 **Wright, Anthony**, QB, South Carolina, 2000-01  
 15 **Wright, Brad**, QB, New Mexico, 1982  
 41 **Wright, Charles**, DB, Tulsa, 1988  
 25 **Wright, Nahshon**, CB, Oregon State, 2021-22  
 85/70 **Wright, Rayfield**, TE/T, Fort Valley State, 1967-79  
 73 **Wright, Steve**, T, Northern Iowa, 1981-82  
 92 **Wynn, Jarius**, DE, Georgia, 2013

## Y

78 **Youmans, Maury**, DE, Syracuse, 1964-65  
 30 **Young, Charles**, RB, North Carolina State, 1974-76  
 75 **Young, Ryan**, T, Kansas State, 2003  
 76 **Young, Sam**, T, Notre Dame, 2010

## Z

93 **Zellner, Peppi**, DE, Fort Valley State, 1999-02  
 6 **Zendejas, Luis**, K, Arizona State, 1987-89  
 62 **Zentic, Mike**, C, Oklahoma State, 1987  
 76 **Zimmerman, Jeff**, G, Florida, 1987-90  
 2 **Zuerlein, Greg**, K, Missouri Western, 2020-21

## Cowboys All-Time Roster by Number

## 1

**Herrera, Efen**, K, 1974, 1976-77  
**Septien, Rafael**, K, 1978-86  
**Brady, Kerry**, K, 1987  
**Willis, Ken**, K, 1990-91  
**McBriar, Mat**, P, 2004-11  
**Niswander, Hunter**, P, 2020-21  
 (Niswander also wore #7)  
**Wilson, Cedrick**, WR, 2018-21  
 (Wilson also wore #11 and #16)  
**Joseph, Kelvin**, CB, 2021-22  
 (Joseph also wore #24)

## 2

**Elliott, Lin**, K, 1992-93  
**Wright, Anthony**, QB, 2000-01  
**Cortez, Jose**, K, 2005  
**Brown, Kris**, K, 2011  
**Moorman, Brian**, P, 2012  
**Nugent, Mike**, K, 2017  
**Maher, Brett**, K, 2018-19, 2022  
 (Maher also wore #19)  
**Zuerlein, Greg**, K, 2020-21  
**Lewis, Jourdan**, CB, 2017-22  
 (Lewis also wore #26 and #27)

## 3

**Miller, Jim**, P, 1983-84  
**Walsh, Steve**, QB, 1989-90  
**Murray, Eddie**, K, 1993, 1999  
**Cunningham, Richie**, K, 1997-99  
**Cundiff, Billy**, K, 2002-05  
**Kitna, Jon**, QB, 2009-11, 2013  
**Weeden, Brandon**, QB, 2014-15  
**Sanchez, Mark**, QB, 2016  
**White, Mike**, QB, 2018  
**Forbath, Kai**, K, 2019  
**Gilbert, Garrett**, QB, 2020  
**Hajrullahu, Lirim**, K, 2021  
**Brown, Anthony**, CB, 2016-22  
 (Brown also wore #30)

## 4

**Saxon, Mike**, P, 1985-92  
**Gowin, Toby**, P, 1997-99, 2003  
**Knorr, Micah**, P, 2000-02  
**Suisham, Shaun**, K, 2005-06, 2009  
**Prescott, Dak**, QB, 2016-22

## 5

**Warren, John**, P, 1983-84  
**Stoerner, Clint**, QB, 2000-02  
**Bollinger, Brooks**, QB, 2008  
**Bailey, Dan**, K, 2011-17  
**Anger, Bryan**, P, 2021-22

## 6

**Zendejas, Luis**, K, 1987-89  
**Seder, Tim**, K, 2000-01  
**Folk, Nick**, K, 2007-09  
**Jones, Chris**, P, 2011-20  
**Wilson, Donovan**, S, 2019-22  
 (Wilson also wore #37)

## 7

**Beuerlein, Steve**, QB, 1991-92  
**Millen, Hugh**, QB, 1993  
**Cunningham, Randall**, QB, 2000  
**Hutchinson, Chad**, QB, 2002-03  
**Henson, Drew**, QB, 2004-05  
**Gramatica, Martin**, K, 2006  
**McGee, Stephen**, QB, 2009-11  
**Showers, Jameil**, QB/S, 2015, 2018  
 (Showers also wore #28)  
**Rush, Cooper**, QB, 2017-19, 2020-22  
 (Rush also wore #10)

## 8

**DiNucci, Ben**, QB, 2020  
**Niswander, Hunter**, P, 2020-21  
**Diggs, Trevon**, CB, 2021-22  
 (Diggs also wore #27)

## 8

**Sawyer, Buzz**, P, 1987  
**Aikman, Troy**, QB, 1989-00

## 9

**Hoopes, Mitch**, P, 1975  
**Ruzek, Roger**, K, 1987-89  
**Kupp, Craig**, QB, 1991  
**Peete, Rodney**, QB, 1994  
**Gonzalez, Daniel**, QB, 1998  
**Hilbert, Jon**, K, 2001  
**Romo, Tony**, QB, 2003-16  
**Smith, Jaylon**, LB, 2016-21  
 (Smith also wore #54)  
**Turpin, KaVontae**, WR, 2022

## 10

**Widby, Ron**, P, 1968-71  
 (Widby also wore #12)  
**Carrell, Duane**, P, 1974  
**Collier, Reggie**, QB, 1986  
**Armstrong, Jimmy**, DB, 1987  
 (Armstrong also wore #35)  
**Secules, Scott**, QB, 1988  
**Hodson, Tommy**, QB, 1994  
**Baker, Jon**, K, 1995  
**Cantrell, Barry**, P, 2000  
**Filipovic, Filip**, P, 2002  
**Williams, Teddy**, WR, 2010  
**Vaughan, Dustin**, QB, 2014  
**Switzer, Ryan**, WR, 2017  
**Austin, Tavon**, WR, 2018-19  
**Rush, Cooper**, QB, 2017-19, 2020-22  
 (Rush also wore #7)

## 11

**Heinrich, Don**, QB, 1960  
**Humphrey, Buddy**, QB, 1961  
**Gibbs, Sonny**, QB, 1963  
**Villanueva, Danny**, P/K, 1965-67  
**Belden, Bob**, QB, 1969-70  
**White, Danny**, QB/P, 1976-88  
**Wilson, Wade**, QB, 1995-97  
 (Wilson also wore #18)  
**Quinn, Mike**, QB, 1998-99  
**Bledsoe, Drew**, QB, 2005-06  
**Williams, Roy**, WR, 2008-10  
**Owusu-Ansah, Akwasi**, S, WR, 2010  
 (Owusu-Ansah also wore #27)  
**Beasley, Cole**, WR, 2012-18  
**Wilson, Cedrick**, WR, 2018-20  
 (Wilson also wore #16)  
**Parsons, Micah**, LB, 2021-22

## 12

**Roach, John**, QB, 1964  
**Widby, Ron**, P, 1968-71  
 (Widby also wore #10)  
**Staubach, Roger**, QB, 1969-79

## 13

**Rhyme, Jerry**, QB, 1965-68  
**Vanderjagt, Mike**, K, 2006

Armstrong, Anthony, WR, 2012  
Whitehead, Lucky, WR, 2015-16  
Gallup, Michael, WR, 2018-22

#### 14

LeBaron, Eddie, QB, 1960-63  
Morton, Craig, QB, 1965-74  
Hogeboom, Gary, QB, 1980-85  
McDonald, Paul, QB, 1986-87  
Austin, Miles, WR, 2006-13  
(Austin also wore #19)  
Johnson, Brad, QB, 2007-08  
Greisen, Chris, QB, 2010, 2011  
Smith, Rodney, WR, 2015  
Lenoir, Lance, WR, 2017, 2018  
Dalton, Andy, QB, 2020  
Cox, Jabrili, LB, 2021-22

#### 15

Fritsch, Toni, K, 1971-73, 1975  
Wright, Brad, QB, 1982  
Burbage, Cornell, WR, 1987-89  
(Burbage also wore #89 and #82)  
Laufenberg, Babe, QB, 1989-90  
Johnson, Manuel, WR, 2010  
Holmes, Andre, WR, 2011-12  
Spurlock, Micheal, WR, 2013  
Street, Devin, WR, 2014-15  
Thompson, Deonte, WR, 2018  
Smith, Devin, WR, 2019  
Grier, Will, QB, 2021-22

#### 16

Pelluer, Steve, QB, 1984-88  
Hodge, Damon, WR, 2000  
Leaf, Ryan, QB, 2001  
Testaverde, Vinny, QB, 2004  
Holley, Jesse, WR, 2010-11  
Cassel, Matt, QB, 2015  
Mayle, Vince, WR, 2015, 2016  
(Mayle also wore #85)  
Wilson, Cedrick, WR, 2018-21  
(Wilson also wore #11 and #1)  
Hilton, T.Y., WR, 2022

#### 17

Meredith, Don, QB, 1960-68  
Clark, Mike, K, 1968-71, 1973  
(Clark also wore #83)  
Carmichael, Harold, WR, 1984  
Garrett, Jason, QB, 1993-99  
Carter, Quincy, QB, 2001-03  
Hurd, Sam, WR, 2006-10  
Harris, Dwayne, WR, 2011-14  
Moore, Kellen, QB, 2015-17  
Hurns, Allen, WR, 2018  
Turner, Malik, WR, 2020-21  
Houston, Dennis, WR, 2022

#### 18

Lothridge, Billy, P/QB, 1964  
Carano, Glenn, QB, 1977-83  
Snyder, Loren, QB, 1987  
Stoudt, Cliff, QB, 1990-91  
Kosar, Bernie, QB, 1993  
Boniol, Chris, K, 1994-96  
Wilson, Wade, QB, 1995-97  
(Wilson also wore #11)  
Copper, Terrance, WR, 2004-05  
Buehler, David, K, 2009-11  
Orton, Kyle, QB, 2012-13  
Kazee, Damontae, S, 2021  
Tolbert, Jalen, WR, 2022

#### 19

Rentzel, Lance, WR, 1967-70  
Alworth, Lance, WR, 1971-72  
Longley, Clint, QB, 1974-75  
Sweeney, Kevin, QB, 1987-88  
Jett, John, P, 1993-96  
Johnson, Keyshawn, WR, 2004-05  
Austin, Miles, WR, 2006-13  
(Austin also wore #14)  
Butler, Brice, WR, 2015-17, 2018  
Cooper, Amari, WR, 2018-21  
Maher, Brett, K, 2018-19, 2022  
(Maher also wore #2)

#### 20

Bercich, Bob, S, 1960-61  
Overton, Jerry, S, 1963  
Renfro, Mel, DB/RB, 1964-77  
Springs, Ron, RB, 1979-84  
Livingston, Bruce, DB, 1987  
Horton, Ray, S, 1989-92  
Williams, Sherman, RB, 1995-99  
Kaiser, Jason, S, 1999  
Sparks, Phillippi, CB, 2000  
Ross, Derek, CB, 2002-03  
(Ross also wore #21)  
Anderson, Richie, RB, 2003-04  
Pile, Willie, S, 2005  
Ball, Alan, CB, 2007-11  
Coe, Michael, CB, 2012  
Webb, B.W., CB, 2013  
Patmon, Tyler, CB, 2014-15  
(Patmon also wore #26)  
McFadden, Darren, RB, 2015-17  
Campbell, Ibrahim, S, 2018  
Thompson, Darian, S, 2018-20, 2021  
(Thompson also wore #23)  
Pollard, Tony, RB, 2019-22

#### 21

Gregory, Glynn, WR/DB, 1961-62  
Daniels, Dick, S, 1966-68  
(Daniels also wore #45)  
Parks, Billy, WR, 1972  
Dennison, Doug, RB, 1974-78  
Howard, Carl, CB, 1984  
Adams, David, RB, 1987  
Higgs, Mark, RB, 1988  
Dixon, James, WR/RB, 1989-91  
(Dixon also wore #86)  
Brice, Alundis, CB, 1995-96  
(Brice also wore #23 and #29)  
Sanders, Deion, CB/WR, 1995-99  
Scott, Lynn, S, 2001-05  
(Scott also wore #38)  
Ross, Derek, CB, 2002-03  
(Ross also wore #20)  
Jones, Julius, RB, 2004-07  
Jones, Adam, CB, 2008  
Jenkins, Mike, CB, 2008-12  
(Jenkins also wore #31)  
Randle, Joseph, RB, 2013-15  
Mitchell, Terrance, CB, 2015  
Elliott, Ezekiel, RB, 2016-22

#### 22

Butler, Bill, S, 1960  
Bullocks, Amos, RB, 1962-64  
Hayes, Bob, WR, 1965-74  
Manning, Wade, CB, 1979  
Peoples, George, RB, 1982  
Scott, Victor, DB, 1984-88  
Smith, Emmitt, RB, 1990-02

#### 23

Lewis, Woodley, WR, 1960  
Johnson, Mike, CB, 1966-69  
Adkins, Margene, WR, 1970-71  
Montgomery, Mike, RB/WR, 1972-73  
Jones, James, RB, 1980-82, 1984-85  
Holloway, Johnny, CB, 1986  
Williams, Robert, CB, 1987-93  
Bailey, Robert, CB, 1995  
Brice, Alundis, CB, 1995-96  
(Brice also wore #21 and #29)  
Frazier, Derrick, CB, 1996  
Mathis, Kevin, CB, 1997-99  
Goodrich, Dwayne, CB, 2000-02  
Cason, Aveion, RB, 2003  
Oglesby, Evan, CB, 2007  
Choice, Tashard, RB, 2008-11  
Morris, Sammy, RB, 2011  
Lewis, LeQuan, CB, 2012  
Agnew, Vince, CB, 2012  
Hamilton, Jakar, S, 2013-14  
White, Corey, CB, 2015  
Turbin, Robert, RB, 2015

McFadden, Leon, CB, 2016  
Benwikere, Bené, CB, 2017  
Robinson, Tyree, S, 2018  
Thompson, Darian, S, 2018-20, 2021  
(Thompson also wore #20)  
Dowdle, Rico, RB, 2020-22  
(Dowdle also wore #34)

#### 24

Mooty, Jim, CB, 1960  
Smith, J.D., RB, 1965-66  
Homan, Dennis, WR, 1968-70  
Blackwell, Alois, RB, 1978-79  
Walls, Everson, CB, 1981-89  
Brown, Larry, CB, 1991-95, 1998  
(Brown also wore #34)  
Harper, Roger, S, 1996  
Stoutmire, Omar, S, 1997-98  
Adams, Vashone, S, 1999  
Dixon, Tony, S, 2001-05  
(Dixon also wore #25)  
Barber III, Marion, RB, 2005-10  
Flammetta, Tony, FB, 2011  
Claiborne, Morris, CB, 2012-16  
Carroll, Nolan, CB, 2017  
Awuzie, Chidobe, CB, 2017-20  
(Awuzie also wore #33)  
Joseph, Kelvin, CB, 2021-22  
(Joseph also wore #1)  
Mukuamu, Israel, S, 2021-22

#### 25

Mathews, Ray, WR, 1960  
Nolan, Dick, S, 1962  
Norton, Jerry, S, 1962  
McDonald, Tommy, WR, 1964  
Logan, Obert, S, 1965-66  
Shy, Les, RB, 1966-69  
(Shy also wore #46)  
Kyle, Aaron, CB, 1976-79  
Hill, Rod, CB, 1982-83  
Tautalatasi, Junior, RB, 1989  
Lassic, Derrick, RB, 1993-94  
Case, Scott, S, 1995  
Williams, Charlie, S, 1995-00  
(Williams also wore #42)  
Jones, Jermaine, CB, 2002  
Powell, Jemeel, CB, 2003  
Thornton, Bruce, CB, 2004  
Dixon, Tony, S, 2001-05  
(Dixon also wore #24)  
Watkins, Patrick, S, 2006-09  
Walker, Frank, CB, 2011  
Dunbar, Lance, RB, 2012-16  
Woods, Xavier, S, 2017-20  
Wright, Nahshon, CB, 2021-22

#### 26

Dial, Buddy, WR, 1964-66  
Alderley, Herb, CB, 1970-72  
Pearson, Preston, RB, 1975-80  
Downs, Michael, S, 1981-88  
Palmer, Paul, RB, 1989  
Smith, Kevin, CB, 1992-99  
Sanchez, Jeff, CB, 2003  
Davison, Andrew, CB, 2003  
Glenn, Aaron, CB, 2005-06  
Hamlin, Ken, S, 2007-09  
Elam, Abram, S, 2006, 2011  
(Elam also wore #37)  
Peprah, Charlie, S, 2012  
Allen, Will, S, 2013  
Moore, Sterling, S, 2012, 2013-14  
(Moore also wore #30)  
Patmon, Tyler, CB, 2014-15  
(Patmon also wore #20)  
Thomas, Josh, CB, 2015  
Jackson, Darius, RB, 2018  
Jones, Josh, S, 2019  
Lewis, Jourdan, CB, 2017-22  
(Lewis also wore #2 and #27)  
Bland, DaRon, CB, 2022

STAFF

ALL-TIME  
ROSTER

2022 SEASON

RECORDS

PLAYOFF  
RECORDS

HISTORY

SIDELINES

**27**  
**Gaechter, Mike**, S, 1962-69  
**Thomas, Bill**, RB, 1972  
**Fellows, Ron**, CB, 1981-86  
**Haynes, Tommy**, S, 1987  
**Richards, Curvin**, RB, 1991-92  
**Everett, Thomas**, S, 1992-93  
 (Everett also wore #31)  
**Tremble, Greg**, S, 1995  
**Mobley, Singor**, S, 1997-99  
**Edwards, Mario**, CB, 2000-03  
**George, Eddie**, RB, 2004  
**Brown, Courtney**, S, 2007-08  
**White, Marvin**, S, 2009  
**Gordon, Cletis**, CB, 2009  
**Owusu-Ansah, Akwasi**, S, WR, 2010  
 (Owusu-Ansah also wore #11)  
**Frampton, Eric**, S, 2012  
**Wilcox, J.J.**, S, 2013-16  
**Lewis, Jourdan**, CB, 2017-22  
 (Lewis also wore #2 and #26)  
**Diggs, Trevon**, CB, 2020-22  
 (Diggs also wore #7)  
**Kearse, Jayron**, S, 2021-22

**28**  
**Granger, Norm**, RB, 1984  
**Blount, Alvin**, RB, 1987  
**Stewart, Curtis**, RB, 1989  
**Woodson, Darren**, S, 1992-03  
**Thompson, Tyson**, RB, 2005-07  
**Jones, Felix**, RB, 2008-12  
**Williams, Trey**, RB, 2015, 2017  
 (Williams also wore #34)  
**Swanson, Dax**, CB, 2016  
**Showers, Jameill**, S/QB, 2015, 2018  
 (Showers also wore #7)  
**Worley, Daryl**, CB, 2020  
**Robinson, Rashard**, CB, 2020  
**Hooker, Malik**, S, 2021-22

**29**  
**Lavette, Robert**, RB, 1985-87  
**Green, Alex**, CB, 1987  
 (Green also wore #48)  
**Johnson, Undra**, RB, 1989  
**Gant, Kenneth**, CB, 1990-94  
**Brice, Alundis**, CB, 1995-96  
 (Brice also wore #21 and #23)  
**Billups, Terry**, CB, 1998  
**Akins, Chris**, S, 1999-00  
**Myers, Greg**, S, 2000  
**Dantzier, Woodrow**, RB, 2002  
**Murrell, Adrian**, RB, 2003  
**Bates, Michael**, WR/KR, 2003  
**Davis, Keith**, S, 2002, 2004-08  
 (Davis also wore #40)  
**Murray, DeMarco**, RB, 2011-14  
**Olatoye, Deji**, CB, 2015  
**Goodwin, C.J.**, CB, 2018-22

**30**  
**Dowdle, Mike**, RB/LB, 1960-62  
**Van Raaphorst, Dick**, K, 1964  
**Reeves, Dan**, RB/QB, 1965-72  
**Young, Charles**, RB, 1974-76  
**Newsome, Timmy**, RB, 1980-88  
**Holt, Issiac**, CB, 1989-92  
**Studstill, Darren**, S, 1994  
**Teague, George**, S, 1996, 1998-01  
 (Teague also wore #31)  
**Wheaton, Kenny**, CB, 1997-99  
**Riley, Earl**, S, 2000  
**Westbrook, Bryant**, CB, 2002  
**Frazier, Lance**, CB, 2004  
**Coleman, Alonzo**, RB, 2008  
**Rossum, Allen**, CB, 2009  
**Washington, Chauncey**, RB, 2009, 2011  
 (Washington also wore #31)  
**Moore, Sterling**, S, 2012, 2013-14  
 (Moore also wore #28)  
**Michael, Christine**, RB, 2015

**Brown, Anthony**, CB, 2016-22  
 (Brown also wore #3)  
**Olison, Qadree**, RB, 2022

**31**  
**Cone, Fred**, K, 1960  
**Marsh, Amos**, RB, 1961-64  
**Stokes, Sim**, WR, 1967  
**Brown, Otto**, DB, 1969  
**Richardson, Gloster**, WR, 1971  
**Barnes, Benny**, DB, 1972-82  
**Allen, Gary**, RB, 1983-84  
**Hill, Bill**, CB, 1987  
**Owens, Billy**, DB, 1988  
**Everett, Thomas**, S, 1992-93  
 (Everett also wore #27)  
**Marion, Brock**, S, 1993-97  
**Teague, George**, S, 1996, 1998-01  
 (Teague also wore #30)  
**Williams, Roy**, S, 2002-08  
 (Williams also wore #38)  
**Jenkins, Mike**, CB, 2008-12  
 (Jenkins also wore #21)  
**Washington, Chauncey**, RB, 2009, 2011  
 (Washington also wore #30)  
**Butler, Mario**, CB, 2012  
**Pellerin, Micah**, S, 2013, 2014  
**Jones, Byron**, CB, 2015-19  
**Westry, Chris**, CB, 2019-20  
 (Westry also wore #39)  
**Canady, Maurice**, CB, 2021  
**Coyle, Tyler**, S, 2022  
 (Coyle also wore #39)

**32**  
**Franckhauser, Tom**, CB, 1960-61  
**Garrison, Walt**, RB, 1966-74  
**Thurman, Dennis**, DB, 1978-85  
**Jackson, Tim**, S, 1989  
**Highsmith, Alonzo**, FB, 1990-91  
**Thomas, Blair**, RB, 1994  
**Hughes, Tyrone**, CB, 1998  
**Wiley, Michael**, RB, 2000-02  
**Lee, ReShard**, RB, 2004  
**Thomas, Anthony**, RB, 2005  
**Coleman, Marcus**, S, 2006  
**Crockett, Zack**, RB, 2007  
**Scandrick, Orlando**, CB, 2008-17  
**Olumba, Donovan**, CB, 2019  
**Smith, Saivion**, CB, 2020  
**Clement, Corey**, RB, 2021

**33**  
**Babb, Gene**, LB/RB, 1960-61  
**Hayes, Wendell**, RB, 1963  
**Wayt, Russell**, LB, 1965  
**Thomas, Duane**, RB, 1970-71  
**Pinder, Cyril**, RB, 1973  
**Percival, Mac**, K, 1974  
**Dorsett, Tony**, RB, 1977-87  
**Brown, Eric**, DB, 1989  
**Smith, Timmy**, RB, 1990  
**Bell, Jason**, CB, 2001  
**Jones, Nathan**, CB, 2004-07  
**Greenwood, Chris**, CB, 2013  
**Awuzie, Chidobe**, CB, 2017-20  
 (Awuzie also wore #24)  
**Burton, Deante**, CB, 2019, 2020, 2021  
**Clark, Damone**, LB, 2022

**34**  
**Doelling, Fred**, S, 1960  
**Douglas, Merrill**, RB, 1961  
**Green, Cornell**, DB, 1962-74  
**Mitchell, Aaron**, CB, 1979-80  
**Hunter, Monty**, S, 1982  
**Walker, Herschel**, RB, 1986-89,  
 1996-97  
**Agee, Tommie**, FB, 1990-94  
**Brown, Larry**, CB, 1991-95, 1998  
 (Brown also wore #24)  
**Lester, Tim**, FB, 1999

**Martin, Jamar**, FB, 2002-03  
**Parrish, Tony**, S, 2006  
**Anderson, Deon**, FB, 2007-09  
**Tanner, Phillip**, RB, 2011-13  
**Jackson, Darius**, RB, 2016  
 (Jackson also wore #26)  
**Williams, Trey**, RB, 2015, 2017  
 (Williams also wore #28)  
**Decoud, Treston**, CB, 2018  
**Dowdle, Rico**, RB, 2020-22  
 (Dowdle also wore #23)  
**Davis, Malik**, RB, 2022

**35**  
**Kowalczyk, Walt**, RB, 1960  
**Lockett, J.W.**, RB, 1961-62  
**Gent, Pete**, WR/TE, 1964-68  
**Hill, Calvin**, RB, 1969-74  
**Laidlaw, Scott**, RB, 1975-79  
**McSwain, Chuck**, RB, 1983-84  
**Armstrong, Jimmy**, DB, 1987  
 (Armstrong also wore #10)  
**Scott, Kevin**, RB, 1989  
**Davis, Wendell**, CB, 1996-99  
**Chancey, Robert**, RB, 1999  
**Hambbrick, Troy**, RB, 2000-03  
 (Hambbrick also wore #42)  
**McKie, Jason**, FB, 2002  
**Reeves, Jacques**, CB, 2004-07  
**Battle, Tra**, S, 2008  
**Miller, Lonyae**, RB, 2010  
**Frazier, Kavon**, S, 2016-19

**36**  
**Bielski, Dick**, TE, 1960-61  
**Williams, Joe**, RB, 1971  
**Brinson, Larry**, RB, 1977-79  
**Albritton, Vince**, S/LB, 1984-91  
**Ross, Dominique**, RB, 1995-96  
**Smith, Tarik**, RB, 1998-99  
**Taylor, Tony**, RB, 2001  
**Barnes, Darian**, FB, 2004  
**Butler, Quincy**, CB, 2006, 2008  
**Stone, Darren**, S, 2008  
**Hamlin, Michael**, S, 2009-10  
**Sendejo, Andrew**, S, 2010  
**Silva, Mana**, S, 2011-12  
**Brown, Kyron**, CB, 2021  
**Alexander, Mackensie**, CB, 2022

**37**  
**Dunn, Perry Lee**, RB, 1964-65  
**Clark, Phil**, DB, 1967-69  
**Thomas, Ike**, CB, 1971  
**Morgan, Dennis**, RB, 1974  
**Jensen, Jim**, RB, 1976  
**White, Gerald**, FB, 1987  
**Washington, James**, S, 1990-94  
**Vaughn, Lee**, DB, 1997  
**Williams, Tyrone**, CB, 2004  
**Elam, Abram**, S, 2006, 2011  
**McCann, Bryan**, CB, 2010-11  
**Wilson, Matt**, S, 2012-13  
**Spillman, C.J.**, S, 2014  
**Wilson, Donovan**, S, 2019-22  
 (Wilson also wore #6)  
**Mullen, Trayvon**, CB, 2022

**38**  
**Baker, Sam**, P/K, 1962-63  
**Williams, John**, FB, 1985  
**Francis, Ron**, CB, 1987-90  
**Hall, Chris**, S, 1993  
**Lang, David**, RB, 1995  
**Hawthorne, Duane**, CB, 1999-02  
**Scott, Lynn**, S, 2001-05  
 (Scott also wore #21)  
**Williams, Roy**, S, 2002-08  
 (Williams also wore #31)  
**Heath, Jeff**, S, 2013-19  
**Mukuamu, Israel**, S, 2021-22  
 (Mukuamu also wore #24)

**39**  
**Jones, E.J.**, RB, 1987  
**Sargent, Broderick**, FB, 1989  
**Perryman, Robert**, FB, 1990  
**Smith, Donald**, S, 1991  
**Gainer, Derrick**, RB, 1992-93  
**Neufeld, Ryan**, FB, 1999  
**Polite, Lousaka**, FB, 2004-06  
**Carr, Brandon**, CB, 2012-16, 2020  
**Westry, Chris**, S, 2019-20  
 (Westry also wore #31)  
**Coyle, Tyler**, S, 2021-22  
 (Coyle also wore #31)  
**Rhodes, Xavier**, CB, 2022

**40**  
**Harris, Jim**, S, 1961  
**Stiger, Jim**, RB, 1963-65  
**Conrad, Bobby Joe**, WR, 1969  
**Strayhorn, Les**, RB, 1973-74  
**Hurt, Eric**, CB, 1980  
**Bates, Bill**, S, 1983-97  
**Davis, Keith**, S, 2002, 2004-08  
 (Davis also wore #29)  
**McCray, Danny**, S, 2010-13, 2015  
**Parker, Steven**, S, 2020

**41**  
**Livingston, Warren**, CB, 1961-66  
**Waters, Charlie**, DB, 1970-78, 1980-81  
**Coleman, Anthony**, DB, 1987  
**Wright, Charles**, DB, 1988  
**Thomas, Dave**, CB, 1993-94  
**Larrimore, Kareem**, CB, 2000-01  
**Dennis, Pat**, CB, 2001  
**Newman, Terence**, CB, 2003-11  
**Smith, Keith**, LB/FB, 2014-17  
 (Smith also wore #56 and #57)  
**Armstrong, Ray-Ray**, LB, 2019  
**Robinson, Reggie**, S, 2020-21  
**Bell, Marquese**, S, 2022

**42**  
**McIlhenny, Don**, RB, 1960-61  
**Ridlon, Jim**, S, 1963-64  
**Whitfield, A.D.**, RB, 1965  
**Welch, Claxton**, RB, 1969-71  
**Hughes, Randy**, S, 1975-80  
**Easmon, Ricky**, DB, 1985  
**Clack, Darryl**, RB, 1986-89  
**Smagala, Stan**, DB, 1990-91  
**Wilson, Robert**, FB, 1994  
**Williams, Charlie**, S, 1995-00  
 (Williams also wore #25)  
**Warren, Chris**, RB, 1998-00  
**Hambrick, Troy**, RB, 2000-03  
 (Hambrick also wore #35)  
**Henry, Anthony**, CB, 2005-08  
**Church, Barry**, S, 2010-16  
**Neal, Keanu**, LB, 2021  
**Barr, Anthony**, LB, 2022

**43**  
**Perkins, Don**, RB, 1961-68  
**Harris, Cliff**, S, 1970-79  
**Patterson, Elvis**, CB, 1993  
**Briggs, Greg**, S, 1995  
**Reese, Izell**, S, 1998-01  
**Sensabaugh, Gerald**, S, 2009-12  
**Smith, Malcolm**, LB, 2019  
**Kamara, Azur**, LB, 2020-21  
 (Kamara also wore #54)  
**Smith, Ito**, RB, 2021

**44**  
**Bishop, Don**, CB, 1960-65  
**Newhouse, Robert**, FB, 1972-83  
**Gowdy, Cornell**, DB, 1986  
**Courville, Vince**, WR, 1987  
 (Courville also wore #81)  
**Brooks, Michael**, S, 1990  
**Coleman, Lincoln**, RB, 1993-94  
**Thomas, Robert**, LB/FB, 1998-02  
 (Thomas also wore #59)

**Hannah, Rodney**, TE, 2008  
**Gronkowski, Chris**, FB, 2010  
**Clutts, Tyler**, FB, 2013-15  
**Bernard, Francis**, LB, 2020-21  
 (Bernard also wore #53)  
**McQuaide, Jake**, LS, 2021-22

**45**  
**Dupre, L.G.**, RB, 1960-61  
**Daniels, Dick**, S, 1966-68  
 (Daniels also wore #21)  
**Flowers, Richmond**, S, 1969-71  
**Robinson, Larry**, RB, 1973  
**Woolsey, Rolly**, DB, 1975  
**Wilson, Steve**, WR/CB, 1979-81  
 (Wilson also wore #81)  
**Hendrix, Manny**, CB, 1986-91  
**Sualua, Nicky**, FB, 1997-98  
**Solwold, Mike**, TE, 2001  
**Chapas, Shaun**, FB, 2011  
**Smith, Rod**, RB, 2015-18  
**Olonilua, Sewo**, FB, 2020-21  
**Overton, Matt**, LS, 2022

**46**  
**Shy, Les**, RB, 1966-69  
 (Shy also wore #25)  
**Baynham, Craig**, RB, 1967-69  
**Washington, Mark**, CB, 1970-78  
**Solomon, Roland**, S, 1980  
**Fowler, Todd**, FB, 1985-88  
**Blake, Ricky**, RB, 1991  
**Fishback, Joe**, S, 1993-94  
**Whalen, James**, TE, 2000-03  
 (Whalen also wore #81, #82, #83)  
**Bickerstaff, Erik**, RB, 2003  
**Condo, Jon**, LS, 2005  
**Hoyle, Oliver**, FB/LB, 2006-07  
 (Hoyle also wore #53)  
**Morris, Alfred**, RB, 2016-17  
**Chunn, Jordan**, RB, 2019  
**Ralston, Nick**, FB, 2021

**47**  
**Moegle, Dick**, S, 1961  
**Clinkscale, Dextor**, S, 1980, 1982-85  
**Scott, Chuck**, WR, 1987  
**Holmes, Clayton**, CB, 1992-95  
**McNeil, Ryan**, CB, 2000  
**Hunter, Pete**, CB, 2002-04  
**Vickers, Lawrence**, FB, 2012

**48**  
**Green, Alex**, CB, 1987  
 (Green also wore #29)  
**Johnston, Daryl**, FB, 1989-99  
**Witherspoon, Terry**, FB, 2001  
**Barrow, Micheal**, LB, 2005  
**Thomas, Joe**, LB, 2018-20

**49**  
**Dean, Kent**, TE, 1988  
**Huggins, Johnny**, TE, 2001  
**Pierce, Brett**, TE, 2004-05  
 (Pierce also wore #88)  
**Olawale, Jamize**, FB, 2018-19  
**Bunting, Ian**, TE, 2021

**50**  
**Tubbs, Jerry**, LB, 1960-67  
**Lewis, D.D.**, LB, 1968, 1970-81  
**Rohrer, Jeff**, LB, 1982-87  
**Hendrickson, Steve**, LB, 1989  
 (Hendrickson also wore #58)  
**Harper, Dave**, LB, 1990  
**Brownlow, Darrick**, LB, 1991, 1994  
 (Brownlow also wore #59)  
**Abrams, Bobby**, LB, 1992-93  
**Shiver, Clay**, C, 1996-98  
**Tolbert, Brandon**, LB, 1998-00  
 (Tolbert also wore #53)  
**Brooks, Jamal**, LB, 2001-03  
**Fujita, Scott**, LB, 2005  
**Ayodele, Akin**, LB, 2006-07  
 (Ayodele also wore #51)

**Rogers, Justin**, LB, 2007-08  
**Lee, Sean**, LB, 2010-20  
**Harper, Devin**, LB, 2022

**51**  
**Braatz, Tom**, LB, 1960  
**Hoyem, Lynn**, C/G, 1962-63  
**Manders, Dave**, C, 1964-66, 1968-74  
**Dickerson, Anthony**, LB, 1980-84  
**Jones, Dale**, LB, 1987  
**Swan, Russ**, LB, 1987  
 (Swan also wore #57)  
**Norton, Ken**, LB, 1988-93  
**Thomas, Broderick**, LB, 1996-98  
**Adams, Keith**, LB, 2001-02  
 (Adams also wore #53)  
**Hardy, Kevin**, LB, 2002  
**Singleton, Al**, LB, 2003-06  
**Ayodele, Akin**, LB, 2006-07  
 (Ayodele also wore #50)  
**Brooking, Keith**, LB, 2009-11  
**Wilber, Kyle**, LB, 2012-17  
**Reid, Carraun**, DT, 2018  
**Hyder, Kerry**, DT, 2019  
**Redmond, Adam**, C, 2018-20  
 (Redmond also wore #61)

**52**  
**Hansen, Wayne**, LB, 1960  
**Edwards, Dave**, LB, 1963-75  
**Eidson, Jim**, G/C, 1976  
**Shaw, Robert**, C, 1979-81  
**McLean, Scott**, LB, 1983  
**Cannon, Billy**, LB, 1984  
**Duliban, Chris**, LB, 1987  
**Hurd, Jeff**, LB, 1987  
 (Hurd also wore #58)  
**Scott, Sean**, LB, 1988  
**Pruitt, Mickey**, LB, 1991-92  
**Schwartz, Jim**, LB, 1994-96  
**Coakley, Dexter**, LB, 1997-04  
**Johnson, Al**, C, 2003-06  
 (Johnson also wore #62)  
**Polk, Carlos**, LB, 2008  
**Williams, Leon**, LB, 2010  
**Connor, Dan**, LB, 2012  
**Durant, Justin**, LB, 2013-14, 2016, 2017  
 (Durant also wore #56)  
**Gachkar, Andrew**, LB, 2015-16  
**Williams, Connor**, G, 2018-21

**53**  
**Connelly, Mike**, C, 1960-67  
 (Connelly also wore #54)  
**Simmons, Dave**, LB, 1968  
**Whittingham, Fred**, LB, 1969  
**Babinecz, John**, LB, 1972-73  
**Breunig, Bob**, LB, 1975-84  
**Jax, Garth**, LB, 1986-88  
**Simmons, Victor**, LB, 1987  
**Elam, Onzy**, LB, 1989  
**Shannon, Randy**, LB, 1989-90  
 (Shannon also wore #94)  
**Stepnoski, Mark**, C, 1989-94, 1999-01  
 (Stepnoski also wore #70)  
**Donaldson, Ray**, C, 1995-96  
**Tolbert, Brandon**, LB, 1998-00  
 (Tolbert also wore #50)  
**Adams, Keith**, LB, 2001-02  
 (Adams also wore #51)  
**Thornton, Kalen**, LB, 2004-05  
**Glymph, Junior**, LB, 2005-06  
 (Glymph also wore #78)  
**Hoyle, Oliver**, FB/LB, 2006-07  
 (Hoyle also wore #46)  
**Octavien, Steve**, LB, 2008-09  
**Lawrence, Cameron**, LB, 2013-14  
**Nzeocha, Mark**, LB, 2015-16  
**March, Justin**, LB, 2017-20  
 (March also wore #59)  
**Smith, Rashad**, LB, 2020  
**Bernard, Francis**, LB, 2020-21  
 (Bernard also wore #44)

STAFF

ALL-TIME  
 ROSTER

2022 SEASON

RECORDS

PLAYOFF  
 RECORDS

HISTORY

SIDELINES

54

**Connelly, Mike**, C, 1960-67  
(Connelly also wore #53)  
**Howley, Chuck**, LB, 1961-73  
**White, Randy**, DT/LB, 1975-88  
**Solomon, Jesse**, LB, 1989-90  
**Fieldings, Anthony**, LB, 1995  
**Hardy, Darryl**, LB, 1995, 1997  
**Hambrick, Darren**, LB, 1998-01  
**Cerqua, Marc**, LB, 2001  
**O'Neil, Keith**, LB, 2003-04  
**Caver, Quinton**, LB, 2005  
**Carpenter, Bobby**, LB, 2006-09  
**Cummings, Kenwin**, LB, 2010  
**Carter, Bruce**, LB, 2011-14  
**Smith, Jaylon**, LB, 2016-20  
(Smith also wore #9)  
**Kamara, Azur**, DE, 2020-21  
(Kamara also wore #43)  
**Williams, Sam**, DE, 2022

55

**Jordan, Lee Roy**, LB, 1963-76  
**Huther, Bruce**, LB, 1977-80, 1983  
(Huther also wore #57)  
**Spradlin, Danny**, LB, 1981-82  
**DeOssie, Steve**, LB, 1984-88  
**Flaherty, Harry**, LB, 1987  
**Del Rio, Jack**, LB, 1989-91  
**Jones, Robert**, LB, 1992-95  
**Strickland, Fred**, LB, 1996-98  
**Hall, Lemanski**, LB, 1999  
**Steele, Markus**, LB, 2001-03  
**Fowler, Ryan**, LB, 2004-06  
**Thomas, Zach**, LB, 2008  
**Albright, Alex**, LB, 2011-12  
**Jones, Edgar**, DE, 2013  
**McClain, Rolando**, LB, 2014-15  
**Paea, Stephen**, DT, 2017  
**Vander Esch, Leighton**, LB, 2018-22

56

**Patera, Jack**, LB, 1960-61  
**Long, Bob**, LB, 1962  
**Hays, Harold**, LB, 1963-67  
**Stincic, Tom**, LB, 1969-71  
**Barnes, Rodrigo**, LB, 1973-74  
**Henderson, Thomas**, LB, 1975-79  
**Roe, Bill**, LB, 1980  
**Lockhart, Eugene**, LB, 1984-90  
**Roper, John**, LB, 1993  
**Barnes, Reggie**, LB, 1995  
**Godfrey, Randall**, LB, 1996-99  
**Grant, Orantes**, LB, 2000-01  
**James, Bradie**, LB, 2003-11  
**McSurdy, Caleb**, LB, 2012  
**Vega, Jason**, DE, 2013  
**Wilson, Martez**, DE, 2013  
**Toomer, Corey**, LB, 2014  
**Dobbins, Tim**, LB, 2014  
**Watson, Dekoda**, LB, 2014  
**Durant, Justin**, LB, 2013-14, 2016, 2017  
(Durant also wore #52)  
**Smith, Keith**, LB/FB, 2014-17  
(Smith also wore #41 and #57)  
**Elliott, Jayrone**, LB, 2017  
**Jones, Datone**, DT, 2017-18  
**Jackson, Joe**, DE, 2019  
**Anae, Bradlee**, DE, 2020-21  
**Fowler, Dante**, DE, 2022

57

**Walker, Malcolm**, C, 1966-69  
**Keller, Mike**, LB, 1972  
**Walker, Louie**, LB, 1974  
**Davis, Kyle**, C, 1975  
**Huther, Bruce**, LB, 1977-80, 1983  
(Huther also wore #55)  
**King, Angelo**, LB, 1981-83  
**Turner, Jimmie**, LB, 1984  
**Burton, Ron**, LB, 1987-89  
**Swan, Russ**, LB, 1987  
(Swan also wore #51)

**Smith, Vinson**, LB, 1990-92, 1997  
**Campos, Alan**, LB, 1996  
**Smith, Myron**, LB, 1998  
**Coryatt, Quentin**, LB, 1999  
**Wortham, Barron**, LB, 2000  
**Mackey, Louis**, LB, 2001-02  
(Mackey also wore #58)  
**Burnett, Kevin**, LB, 2005-08  
**Butler, Victor**, LB, 2009-12  
**Holloman, DeVonte**, LB, 2013-14  
**Smith, Keith**, LB/FB, 2014-17  
(Smith also wore #41 and #56)  
**Wilson, Damien**, LB, 2015-18  
**Gifford, Luke**, LB, 2019-22

58

**Peterson, Calvin**, LB, 1974-75  
**Hegman, Mike**, LB, 1976-88  
**Hurd, Jeff**, LB, 1987  
(Hurd also wore #52)  
**Hendrickson, Steve**, LB, 1989  
(Hendrickson also wore #50)  
**Edwards, Dixon**, LB, 1991-95  
**Hemsley, Nate**, LB, 1997-99  
**Bowden, Joe**, LB, 2000  
**Mackey, Louis**, LB, 2001-02  
(Mackey also wore #57)  
**Grau, Jeff**, LS, 2002  
**Shanle, Scott**, LB, 2003-05  
**Williams, Jason**, LB, 2009-10  
**Lemon, Orié**, LB, 2012, 2013  
(Lemon also wore #98)  
**Bosworth, Kyle**, LB, 2013  
**Anderson, James**, LB, 2014  
**Crawford, Jack**, DE, 2014-16  
**Moore, Damontre**, DE, 2017  
**Johnson, Tre'von**, LB, 2017  
**Quinn, Robert**, DE, 2019  
**Smith, Aldon**, DE, 2020  
**Faoliu, Austin**, DE, 2021

59

**Hutcherson, Ken**, LB, 1974  
**Capone, Warren**, LB, 1975  
**Brown, Guy**, LB, 1977-82  
**Walter, Mike**, LB, 1983  
**Penn, Jesse**, LB, 1985-87  
**Timmer, Kirk**, LB, 1987  
**Cobb, Garry**, LB, 1988-89  
**Brownlow, Darrick**, LB, 1991, 1994  
(Brownlow also wore #50)  
**Smith, Darrin**, LB, 1993-96  
**Thomas, Robert**, LB/FB, 1998-02  
(Thomas also wore #44)  
**Nguyen, Dat**, LB, 1999-05  
**Williams, Brandon**, LB, 2010  
**Sims, Ernie**, LB, 2012-13  
**Hitchens, Anthony**, LB, 2014-17  
**Covington, Chris**, LB, 2018-19  
**March, Justin**, LB, 2017-20  
(March also wore #53)  
**Golston, Chauncey**, DE, 2021-22  
(Golston also wore #99)  
**McKinley, Takk**, LB, 2022

60

**Guy, Buzz**, G, 1960  
**Isbell, Joe Bob**, G, 1962-65  
**Burkett, Jackie**, LB, 1968-69  
**Kiner, Steve**, LB, 1970  
**Caffey, Lee Roy**, LB, 1971  
**Killian, Gene**, G, 1974  
**Randall, Tom**, G, 1978  
**Smerek, Don**, DL, 1981-87  
**Hamel, Dean**, DT, 1989-90  
**Hill, Tony**, DE, 1991-92  
(Hill also wore #90)  
**Kennard, Derek**, G, 1994-96  
**Brymer, Chris**, C/G, 1999  
**Nix, John**, DT, 2001-02  
**Noll, Ben**, G, 2004-05  
**Parker, J'vonne**, DT, 2006  
**Stanley, Montavious**, DT, 2006

**Kowalski, Kevin**, C/G, 2011-12  
**Coleman, Davon**, DT, 2014-15

61

**Putnam, Duane**, G, 1960  
**Green, Allen**, P/K, 1961  
**Nye, Blaine**, G, 1968-76  
**Cooper, Jim**, OL, 1977-86  
**Newton, Nate**, G/T, 1986-98  
(Newton also wore #67)  
**Garmon, Kelvin**, G, 2000-02  
**Conaty, Bill**, C, 2003  
**Nagy, Bill**, G, 2011  
**Redmond, Adam**, C, 2018-20  
(Redmond also wore #51)  
**Sweet, William**, T, 2020

62

**Healy, Don**, DT, 1960-61  
(Healy also wore #78)  
**Cverck, Andy**, G, 1961-62  
**Poimboeuf, Lance**, K, 1963  
**Donohue, Leon**, G, 1965-67  
**Fitzgerald, John**, C, 1971-80  
**Baldinger, Brian**, OL, 1982-84,  
1986-87  
**Zentic, Mike**, C, 1987  
**Brotzki, Bob**, T, 1988  
**Oswald, Paul**, G, 1988  
**Tolbert, Tony**, DL, 1989-97  
(Tolbert also wore #92)  
**Hellestrae, Dale**, OL, 1990-00  
(Hellestrae also wore #70)  
**Parrish, James**, T, 1993-94  
**Myslinski, Tom**, G/C, 1999  
**Page, Craig**, C, 2000  
**Johnson, Al**, C, 2003-06  
(Johnson also wore #52)  
**Rivera, Marco**, G, 2005-06  
**Arkin, David**, G, 2011-13  
**Henry, Marcus**, C, 2020

63

**Falls, Mike**, G, 1960-61  
**Cole, Larry**, DL, 1968-80  
**Titensor, Glen**, G, 1981-86, 1988  
**Shields, Joe**, OL, 1987  
**Brinkley, Lester**, DL, 1990  
**Gesek, John**, G, 1990-93  
(Gesek also wore #67)  
**Flannery, John**, G, 1996-97  
**Kiselak, Michael**, C/G, 1998-99  
**Gibson, Aaron**, T, 2001-02  
**Alford, Darnell**, T, 2002  
**DiNapoli, Gennaro**, C, 2003  
**Kosier, Kyle**, G, 2006-11  
**Cook, Ryan**, G/C, 2012  
**Gardner, Ben**, DE, 2014  
**Walker, Casey**, DT, 2015  
**Clary, Emmett**, T, 2016  
**Biadasz, Tyler**, C, 2020-22

64

**Grottkau, Bob**, G, 1961  
**Liscio, Tony**, T, 1963-64, 1966-71  
(Liscio also wore #72)  
**Smith, Jim Ray**, G/T, 1963-64  
**Johnson, Mitch**, G, 1965  
**Hagen, Halvor**, C/G, 1969-70  
**Arneson, Jim**, C/G, 1973-74  
**Rafferty, Tom**, G/C, 1976-89  
**Lilja, George**, C, 1987  
(Lilja also wore #67)  
**Diaz, Jorge**, G, 2000  
**Stewart, Daleroy**, DT, 2002-04  
**Hollard, Montrae**, G, 2008-11  
**Waters, Brian**, G, 2013  
**Cooper, Jonathan**, G, 2016-17  
**Light, Alex**, T, 2020  
**Senat, Greg**, T, 2020  
**Shepley, Dakota**, G, 2022

**65**  
Schoenke, Ray, T, 1963-64  
Wilbur, John, T, 1966-69  
Stalls, Dave, DE, 1977-79  
Petersen, Kurt, G, 1980-85  
Westberry, Gary, C, 1987  
White, Bob, OL, 1987-89  
(White also wore #70)  
Slaton, Tony, G, 1990  
Stone, Ron, T, 1993-95  
Gurode, Andre, G/C, 2002-10  
Leary, Ronald, G, 2012-16  
Hyatt, Mitch, T, 2019-21  
Lindstrom, Alec, C, 2022

**66**  
Husmann, Ed, DT, 1960  
Andrie, George, DE, 1962-72  
Lawless, Burton, G, 1975-79  
Wells, Norm, G, 1980  
Schultz, Chris, T, 1983, 1985  
Baker, Jesse, DE, 1986  
Gogan, Kevin, T, 1987-93  
Hutson, Tony, G, 1996-99  
Fricke, Ben, C, 1999-01  
(Fricke also wore #69)  
McKinney, Jeremy, G/T, 2002  
Ratliff, Jay, DE, 2005-13  
(Ratliff also wore #90)  
Johnson, Tank, NT, 2007-08  
(Johnson also wore #95)  
Saddler-McQueen, Jimmy, DE, 2010  
Geathers, Clifton, DE, 2010-11  
(Geathers also wore #96)  
Schaefering, Brian, DT, 2012  
Bishop, Ken, NT 2014-15  
(Bishop also wore #93)  
McGovern, Connor, G, 2019-22

**67**  
Houser, John, C/G, 1960-61  
Kupp, Jake, G, 1964-65  
Toomay, Pat, DE, 1970-74  
Donovan, Pat, T, 1975-83  
Thompson, Broderick, G, 1985  
Newton, Nate, G/T, 1986-98  
(Newton also wore #61)  
Lilja, George, C, 1987  
(Lilja also wore #64)  
Walker, Gary, OL, 1987  
Shearin, Joe, C, 1987  
Smith, Sean, DT, 1989  
Gesek, John, G, 1990-93  
(Gesek also wore #63)  
Maryland, Russell, DT, 1991-95  
McIver, Everett, G, 1998-99  
Berger, Joe, G, 2006-08  
Costa, Phil, C, 2010-13  
Hills, Tony, T, 2014  
Mills, Jordan, T, 2015, 2020  
(Mills also wore #68)  
Miller, Wyatt, T, 2019  
Smith, Eric, T, 2020  
Hoffman, Brock, C, 2022

**68**  
Reese, Guy, DT, 1962-63  
Boeke, Jim, T, 1964-67  
Scott, Herb, G, 1975-84  
Ker, Crawford, G, 1985-90  
Cornish, Frank, C, 1992-94  
Batiste, Michael, DT/G, 1995  
Ross, Oliver, T, 1998  
Scarlett, Noel, DT, 2000  
Lehr, Matt, G/C, 2001-04  
Jamison, Vontrell, DE, 2005  
Free, Doug, T, 2007-16  
Ross, Daniel, DT, 2017-19  
(Ross also wore #93)  
Benenoch, Caleb, G, 2019  
Mills, Jordan, T, 2020  
(Mills also wore #67)  
Farniok, Matt, G, 2021-22

**69**  
Gegamin, George, T, 1994-97  
Fricke, Ben, G/C, 1999-01  
(Fricke also wore #66)  
Tucker, Ross, G, 2002  
Fabini, Jason, T, 2006  
Preston, Duke, C, 2009  
Irvin, Corvey, DT, 2013  
Melton, Henry, DT, 2014  
Knight, Brandon, G, 2019-21

**70**  
McCreary, Bob, T, 1961  
Memmelaar, Dale, G, 1962-63  
Sandeman, Bill, DT, 1966  
Wright, Rayfield, TE/T, 1967-79  
(Wright also wore #85)  
Richards, Howard, G/T, 1981-86  
White, Bob, OL, 1987-89  
(White also wore #65)  
Stepnoski, Mark, C, 1989-94, 1999-01  
(Stepnoski also wore #53)  
Hellestrae, Dale, OL, 1990-00  
(Hellestrae also wore #62)  
Collins, Javier, DT/T, 2001-03  
Brooks, Ethan, T, 2005  
Price, Marcus, T, 2005  
Davis, Leonard, T, 2007-10  
Loper, Daniel, G, 2011  
Crawford, Tyrone, DT, 2012-20  
(Crawford also wore #98)  
Long, Jerome, DT, 2013  
Nevis, Drake, DT, 2013  
Kearse, Frank, DT, 2013  
Martin, Zack, G, 2014-22

**71**  
Dickson, Paul, T, 1960  
Granger, Charlie, T, 1961  
Talbert, Don, DE/OT, 1962, 1965, 1971  
(Talbert also wore #72)  
Townes, Willie, DE, 1966-68  
Wallace, Rodney, G/T, 1971-73  
Frederick, Andy, T, 1977-81  
Tuinei, Mark, OT/DL, 1983-97  
Dwyer, Mike, DT, 1987  
Jackson, Alcender, G, 2000-01  
Walter, Tyson, OL, 2002-04  
Procter, Cory, G, 2005-09  
Barron, Alex, T, 2010  
Livings, Nate, G, 2012  
Brown, Everette, DE, 2013  
Hawkins, Donald, T, 2014  
Collins, La'el, G/T, 2015-21  
Peters, Jason, T, 2022

**72**  
Herchman, Bill, DT, 1960-61  
Talbert, Don, DE/OT, 1962, 1965, 1971  
(Talbert also wore #71)  
Liscio, Tony, T, 1963-64, 1966-71  
(Liscio also wore #64)  
Jones, Ed, DE, 1974-78, 1980-89  
Cheek, Louis, OL, 1990  
Sullivan, Mike, T, 1991  
Childress, Ray, DT, 1996  
Missouri, Dwayne, DE, 2001  
Peterman, Stephen, G, 2004-05  
Bowen, Stephen, DE, 2006-10  
Callaway, Robert, DT, 2012  
Frederick, Travis, C, 2013-19  
Hill, Trysten, DT, 2019-22  
(Hill also wore #97)

**73**  
Fisher, Ray, T, 1960  
Clark, Monte, T, 1962  
Neely, Ralph, G/T, 1965-77  
Wright, Steve, T, 1981-82  
Kitson, Syd, G, 1984  
Ploeger, Kurt, DL, 1986  
Burnette, Dave, T, 1987  
Noonan, Danny, DL, 1987-92  
Allen, Larry, G/T, 1994-05

Clark, Jeremy, DE, 2010  
Bernadeau, Mackenzy, G, 2012-15  
Looney, Joe, C, 2016-20  
Smith, Tyler, T, 2022

**74**  
Lilly, Bob, DL, 1961-74

**75**  
Fry, Bob, T, 1960-64  
Pugh, Jethro, DT, 1965-78  
Pozderac, Phil, T, 1982-87  
Smith, Daryle, T, 1987-88  
(Smith also wore #79)  
Carter, Jon, DT, 1989  
Casillas, Tony, DT, 1991-93, 1996-97  
Noble, Brandon, DT, 1999-02  
Young, Ryan, T, 2003  
Wiley, Marcellus, DE, 2004  
Colombo, Marc, T, 2005-10  
Dockery, Derrick, G, 2011-12  
(Dockery also wore #76)  
Weems, Darrion, T, 2012-14  
Davis, Ryan, DE, 2016  
Bell, Byron, T, 2017  
Fleming, Cameron, T, 2018-19  
Erving, Cam, T, 2020  
Ball, Josh, T, 2021-22

**76**  
Gonzaga, John, DE, 1960  
Nutting, Ed, T, 1963  
Frank, Bill, T, 1964  
Diehl, John, DT, 1965  
Niland, John, G, 1966-74  
Bethea, Larry, DL, 1978-83  
Aughtman, Dowe, OL, 1984  
Otto, Bob, DL, 1986  
Zimmerman, Jeff, G, 1987-90  
Veingrad, Alan, OL, 1991-92  
Reynolds, Jerry, T, 1994  
Adams, Flozell, G/T, 1998-09  
Young, Sam, T, 2010  
Dockery, Derrick, G, 2011-12  
(Dockery also wore #75)  
Hardy, Greg, DE, 2015  
Moore, Zach, DE, 2016  
Ash, Richard, DE, 2018  
Su'a-Filo, Xavier, G, 2018-19  
Collins, Aviante, T, 2022

**77**  
Bradfute, Byron, T, 1960-61  
Brock, Clyde, DT, 1962-63  
Stephens, Larry, DE, 1963-67  
(Stephens also wore #79)  
Colvin, Jim, DT, 1964-66  
East, Ron, DT, 1967-70  
(East also wore #79)  
Gregory, Bill, DL, 1971-77  
Thornton, Bruce, DL, 1979-81  
Jeffcoat, Jim, DE, 1983-94  
Cisowski, Steve, T, 1987  
Scifres, Steve, OL, 1997  
Davis, Nathan, DT, 1998-99  
(Davis also wore #99)  
Page, Solomon, G/T, 1999-02  
Tucker, Torrin, T, 2003-05  
McQuistan, Pat, T, 2006-09  
Smith, Tyron, T, 2011-22

**78**  
Healy, Don, DT, 1960-61  
(Healy also wore #62)  
Meyers, John, DT, 1962-63  
Youmans, Maury, DE, 1964-65  
Asher, Bob, T, 1970  
Walton, Bruce, G, 1973-75  
Schaum, Greg, DE, 1976  
Dutton, John, DL, 1979-86  
Widell, Dave, T, 1988-89  
Lett, Leon, DL, 1991-00  
Vollers, Kurt, T, 2002-04

STAFF

ALL-TIME  
ROSTER

2022 SEASON

RECORDS

PLAYOFF  
RECORDS

HISTORY

SIDELINES

## #78, cont.

**Glymph, Junior**, LB, 2005-06  
(Glymph also wore #53)  
**Marten, James**, T, 2007  
**Parnell, Jermey**, T, 2010-14  
**Brown, Charles**, T, 2015  
**Edwards, Kadeem**, G, 2017-18  
**Wichmann, Cody**, G, 2019  
**Steele, Terence**, T, 2020-22

## 79

**Klein, Dick**, T, 1960  
**Frost, Ken**, DT, 1961-62  
**Stephens, Larry**, DE, 1963-67  
(Stephens also wore #77)  
**East, Ron**, DT, 1967-70  
(East also wore #77)  
**Gregg, Forrest**, G/T, 1971  
**Martin, Harvey**, DE, 1973-83  
**Hunt, John**, G/T, 1984  
**Cesario, Sal**, G, 1987  
**Smith, Daryle**, T, 1987-88  
(Smith also wore #75)

**Broughton, Willie**, DT, 1989-90  
**Williams, Erik**, T, 1991-00  
**Dorsey, Char-ron**, T, 2001-02  
**McFadden, Marques**, T, 2002  
**Rogers, Jacob**, T, 2004  
**Petitti, Rob**, T, 2005  
**Brewster, Robert**, T, 2009-10  
**Bass, Ben**, DT, 2012  
**Boatright, Kenneth**, DE, 2014  
**Green, Chaz**, OL, 2015-17  
**Ehinger, Parker**, G, 2018  
**Hamilton, Justin**, DT, 2019, 2020, 2021  
**Bennett, Michael**, DL, 2019  
**Nsekhe, Ty**, T, 2021  
**Waletzko, Matt**, T, 2022

## 80

**Murchison, Ola Lee**, WR, 1961  
**Folkins, Lee**, TE, 1962-64  
(Folkins also wore #83)  
**Barnes, Gary**, WR, 1963  
**McDaniels, David**, WR, 1968  
**Hill, Tony**, WR, 1977-86  
**Barksdale, Rod**, WR, 1987  
**Spivey, Sebron**, WR, 1987  
**Gay, Everett**, WR, 1988  
**Ford, Bernard**, WR, 1989  
**Harris, Rod**, WR, 1990  
**Harper, Alvin**, WR, 1991-94, 1999  
(Harper also wore #82)  
**Gadsden, Oronde**, WR, 1995  
**Williams, Stepfret**, WR, 1996-97  
**Santiago, O.J.**, TE, 2000  
**Fontenot, Chris**, TE, 2000  
**Swinton, Reggie**, WR, 2001-03  
**McGee, Tony**, TE, 2002-03  
(McGee also wore #82)  
**James, Cedric**, WR, 2003  
**Ryan, Sean**, TE, 2004-05  
**Fasano, Anthony**, TE, 2006-07  
**Bennett, Martellus**, TE, 2008-11  
**Gathers, Rico**, TE, 2017-18  
**Bell, Blake**, TE, 2020

## 81

**Howton, Bill**, WR, 1960-63  
**Bateman, Marv**, P, 1972-74  
**Howard, Percy**, WR, 1975  
**Steele, Robert**, WR, 1978  
(Steele also wore #82)  
**Smith, Jackie**, TE, 1978  
**Wilson, Steve**, WR/CB, 1979-81  
(Wilson also wore #45)  
**Phillips, Kirk**, WR, 1984  
**Powe, Karl**, WR, 1985-86  
**Courville, Vince**, WR, 1987  
(Courville also wore #44)  
**Edwards, Kelvin**, WR, 1987-88  
(Edwards also wore #87)  
**Ankrom, Scott**, WR, 1989  
**Wright Alexander**, WR, 1990-92

**Daniel, Tim**, WR, 1993  
**Galbraith, Scott**, TE, 1993-94, 1997  
(Galbraith also wore #89)  
**Hervey, Edward**, WR, 1995  
**Armstrong, Tyji**, TE, 1996  
**Jeffers, Patrick**, WR, 1998  
**Ismail, Raghib**, WR, 1999-01  
**Whalen, James**, TE, 2000-03  
(Whalen also wore #46, #82, #83)  
**Morgan, Quincy**, WR, 2004  
**Price, Peerless**, WR, 2005  
**Owens, Terrell**, WR, 2006-08  
**Robinson, Laurent**, WR, 2011  
**Johnson, Jon'Vea**, WR, 2019  
**Fehoko, Simi**, WR, 2021-22

## 82

**Clarke, Frank**, TE/WR, 1960-67  
**Stowe, Otto**, WR, 1973  
**Reece, Beasley**, CB/WR, 1976  
**Steele, Robert**, WR, 1978  
(Steele also wore #81)  
**Simmons, Cleo**, TE, 1983  
**Renfro, Mike**, WR, 1984-87  
**Burbage, Cornell**, WR, 1987-89  
(Burbage also wore #15 and #89)  
**Shepard, Derrick**, WR, 1989-91  
(Shepard also wore #87)  
**Harper, Alvin**, WR, 1991-94, 1999  
(Harper also wore #80)  
**Smith, Jimmy**, WR, 1992  
**Fleming, Cory**, WR, 1994-95  
**Mitchell, Johnny**, TE, 1996  
**Ogden, Jeff**, WR, 1998-99  
**Brazzell, Chris**, WR, 1999-00  
(Brazzell also wore #85)  
**McKnight, James**, WR, 1999-00  
**Whalen, James**, TE, 2000-03  
(Whalen also wore #46, #81, #83)  
**McGee, Tony**, TE, 2002-03  
(McGee also wore #80)  
**Witten, Jason**, TE, 2003-17, 2019

## 83

**Doran, Jim**, WR, 1960-61  
**Folkins, Lee**, TE, 1962-64  
(Folkins also wore #80)  
**Deters, Harold**, K, 1967  
**Clark, Mike**, K, 1968-71, 1973  
(Clark also wore #17)  
**Richards, Golden**, WR, 1973-78  
**Donley, Doug**, WR, 1981-84  
**Gonzalez, Leon**, WR, 1985  
**Martin, Kelvin**, WR, 1987-92, 1996  
**Mickey, Joey**, TE, 1993  
**Jackson, Willie**, WR, 1994  
**Watkins, Kendall**, TE, 1995  
**Miller, Anthony**, WR, 1997  
**Clay, Hayward**, TE, 1998-99  
**Still, Bryan**, WR, 1999  
**McGarity, Wane**, WR, 1999-01  
**Whalen, James**, TE, 2000-03  
(Whalen also wore #46, #81, #82)  
**Glenn, Terry**, WR, 2003-07  
**Rucker, Martin**, TE, 2010-11  
**Williams, Terrance**, WR, 2013-18  
**Bryant, Ventell**, WR, 2019-20  
**Washington, James**, WR, 2022

## 84

**Wisener, Gary**, WR, 1960  
**Norman, Pettis**, TE, 1962-70  
**Fugett, Jean**, TE, 1972-75  
**Cosbie, Doug**, TE, 1979-88  
**Borresen, Rich**, TE, 1987  
**Jennings, Keith**, TE, 1989  
**Novacek, Jay**, TE, 1990-96  
**Lucky, Mike**, TE, 1999-02  
(Lucky also wore #86)  
**Galloway, Joey**, WR, 2000-03  
**Crayton, Patrick**, WR, 2004-09  
**Hanna, James**, TE, 2012-16  
**McKeon, Sean**, TE, 2020-22

## 85

**Ronin, Gene**, LB, 1960  
**Wright, Rayfield**, TE/T, 1967-79  
(Wright also wore #70)  
**Smith, Tody**, DL, 1971-72  
**Cornwell, Fred**, TE, 1984-85  
**Chandler, Thornton**, TE, 1986-89  
(Chandler also wore #89)  
**Folsom, Steve**, TE, 1987-90  
**Hendrix, Tim**, TE, 1987  
**McKinnon, Dennis**, WR, 1990  
**Williams, Kevin**, WR, 1993-96  
**Mills, Ernie**, WR, 1998-99  
**Brazzell, Chris**, WR, 1999-00  
(Brazzell also wore #82)  
**Chiaverini, Darren**, WR, 2001  
**Scott, Darnay**, WR, 2002  
**Robinson, Jeff**, TE, 2002-04  
**Rector, Jamaica**, WR, 2006  
**Ogletree, Kevin**, WR, 2009-12  
**Mayle, Vince**, WR, 2015-2016  
(Mayle also wore #16)  
**Brown, Noah**, WR, 2017-22

## 86

**Sherer, Dave**, P, 1960  
**Porterfield, Garry**, DE, 1965  
**Coleman, Ralph**, LB, 1972  
**Houston, Bill**, WR, 1974  
**Johnson, Butch**, WR, 1976-83  
**Harris, Duriel**, WR, 1984  
**Smith, Waddell**, WR, 1984  
**Duckett, Kenny**, WR, 1985  
**Sherrard, Mike**, WR, 1986  
**Dixon, James**, WR/RB, 1989-91  
(Dixon also wore #21)  
**Williams, Tyrone**, WR, 1993  
**Bjornson, Eric**, TE, 1995-99  
**Lucky, Mike**, TE, 1999-02  
(Lucky also wore #84)  
**Campbell, Dan**, TE, 2003-05  
**Hannam, Ryan**, TE, 2006  
**Stanback, Isalah**, WR, 2007-08  
**Chandler, Scott**, TE, 2010  
**Schultz, Dalton**, TE, 2018-22

## 87

**Borden, Nate**, DE, 1960-61  
**Stynchula, Andy**, DE, 1968  
**Truax, Billy**, TE, 1971-73  
**Howard, Ron**, TE, 1974-75  
**Saldi, Jay**, TE, 1976-82  
**Banks, Gordon**, WR, 1985-87  
**Edwards, Kelvin**, WR, 1987-88  
(Edwards also wore #81)  
**Alexander, Ray**, WR, 1988-89  
**Shepard, Derrick**, WR, 1989-91  
(Shepard also wore #82)  
**Roberts, Alfredo**, TE, 1991-92  
**Davis, Billy**, WR, 1995-98  
**Tucker, Jason**, WR, 1999-00  
**Rambo, Ken-Yon**, WR, 2001-02  
**Smith, Zuriel**, WR, 2003  
**Ward, Dedic**, WR, 2004  
**Thorn, Andy**, TE, 2006  
**Smith, Andre**, TE, 2013  
**Swaim, Geoff**, TE, 2015-18  
**Sprinkle, Jeremy**, TE, 2021  
**Ferguson, Jake**, TE, 2022

## 88

**Davis, Sonny**, LB, 1961  
**Ridgway, Colin**, P/K, 1965  
**Randle, Sonny**, WR, 1968  
**Rucker, Reggie**, WR, 1970-71  
**Sellers, Ron**, WR, 1972  
**Pearson, Drew**, WR, 1973-83  
**Irvin, Michael**, WR, 1988-99  
**Harris, Jackie**, TE, 2000-01  
**Bryant, Antonio**, WR, 2002-04  
**Pierce, Brett**, TE, 2004-05  
(Pierce also wore #49)  
**Bryant, Dez**, WR, 2010-17  
**Lamb, CeeDee**, WR, 2020-22



**89**  
**Dugan, Fred**, WR, 1960  
**Davis, Donnie**, WR, 1962  
**Ditka, Mike**, TE, 1969-72  
**DuPree, Billy Joe**, TE, 1973-83  
**Salonen, Brian**, TE/LB, 1984-85  
**Chandler, Thornton**, TE, 1986-89  
 (Chandler also wore #85)  
**Burbage, Cornell**, WR, 1987-89  
 (Burbage also wore #15 and #82)  
**Awalt, Rob**, TE, 1990-91  
**Tennell, Derek**, TE, 1992  
**Blackwell, Kelly**, TE, 1993  
**Galbraith, Scott**, TE, 1993-94, 1997  
 (Galbraith also wore #81)  
**Price, Jim**, TE, 1993  
**Ware, Derek**, TE, 1996  
**LaFleur, David**, TE, 1997-00  
**Williams, Randal**, WR, 2001-04  
**Curtis, Tony**, TE, 2007-08  
**Phillips, John**, TE, 2009-12  
**Escobar, Gavin**, TE, 2013-16  
**Jarwin, Blake**, TE, 2017-21  
**Hendershot, Peyton**, TE, 2022

**90**  
**Crockett, Willis**, LB, 1990  
**Hill, Tony**, DE, 1991-92  
 (Hill also wore #60)  
**McIntosh, Toddrick**, DT, 1994  
**Sturgis, Oscar**, DE, 1995  
**Spellman, Alonzo**, DT, 1999-00  
**Frisch, Byron**, DE, 2001  
**Ogbogu, Eric**, DE, 2003-05  
**Ratliff, Jay**, DE, 2005-13  
 (Ratliff also wore #66)  
**Austin, Marvin**, DT, 2013  
**Dawkins, Everett**, DE, 2013  
**Lawrence, DeMarcus**, DE, 2014-22

**91**  
**Johnson, Walter**, DT, 1987  
**Vanderbeek, Matt**, LB/DE, 1993-94  
**Benson, Darren**, DT, 1995-98  
**Underwood, Dimitrios**, DL, 2000-01  
**Carson, Leonardo**, DT, 2003-04  
**Ladouceur, Louis-Philippe**, LS, 2005-20  
**Watkins, Carlos**, DT, 2021-22

**92**  
**Perkins, Ray**, DE, 1987  
**Tolbert, Tony**, DL, 1989-97  
 (Tolbert also wore #62)  
**White, Chris**, DE, 2000  
**Evans, Demetric**, DE, 2001-02  
**Brooks, Jermaine**, DT, 2003  
**Johnson, Thomas**, DT, 2005  
**Ayodele, Remi**, NT, 2007  
**Brent, Josh**, NT, 2010-12, 14  
 (Brent also wore #95)

**Cohen, Landon**, DT, 2013  
**Carter, David**, DT, 2013  
**Wynn, Jarius**, DE, 2013  
**Mincey, Jeremy**, DE, 2014-15  
**Thornton, Cedric**, DT, 2016  
**Price, Brian**, DT, 2017  
**Armstrong, Dorance**, DE, 2018-22

**93**  
**Cooper, Reggie**, LB, 1991  
**Ulufale, Mike**, DT, 1996  
**Smith, Artie**, DT, 1998  
**Zellner, Peppi**, DE, 1999-02  
**Coleman, Kenyon**, DE, 2003-06, 11-12  
 (Coleman also wore #99)  
**Spencer, Anthony**, LB, 2007-14  
**Bishop, Ken**, DT, 2014-15  
 (Bishop also wore #66)  
**Mayowa, Benson**, DE, 2016-17  
**Ross, Daniel**, DT, 2017-19  
 (Ross also wore #68)  
**Palmore, Walter**, DT, 2020  
**Basham, Tarell**, DE, 2021-22

**94**  
**Watts, Randy**, DE, 1987  
**Shannon, Randy**, LB, 1989-90  
 (Shannon also wore #53)  
**Haley, Charles**, DE, 1992-96  
**Myers, Michael**, DL, 1998-03  
**Cooper, Chris**, DT, 2004  
**Ware, DeMarcus**, LB, 2005-13  
**Gregory, Randy**, DE, 2015-16, 18, 2020-21

**95**  
**Walen, Mark**, DT, 1987-88  
**Hennings, Chad**, DT, 1992-00  
**Chevrier, Randy**, DT, 2001  
**Weatherington, Colston**, DE, 2002  
**Claybrooks, DeVone**, DT, 2004  
**Ferguson, Jason**, DT, 2005-07  
**Johnson, Tank**, NT, 2007-08  
 (Johnson also wore #66)  
**Siavii, Junior**, NT, 2009  
**Lisemore, Sean**, DE, 2010-12  
**Rayford, Caesar**, DE, 2013  
**Brent, Josh**, NT, 2010-12, 14  
 (Brent also wore #92)  
**Irving, David**, DE, 2015-18  
**Covington, Christian**, DT, 2019  
**Poe, Dontari**, DT, 2020  
**Urban, Brent**, DT, 2021  
**Ridgeway, John**, DT, 2022  
**Hankins, Johnathan**, DT, 2022

**96**  
**Stubbs, Daniel**, DE, 1990-91  
**Carver, Shante**, DE, 1994-97  
 (Carver also wore #98)  
**Anderson, Antonio**, DT, 1997-98

**Ekuban, Ebenezer**, DE, 1999-03  
**Spears, Marcus**, DE, 2005-12  
 (Spears also wore #98)  
**Hayden, Nick**, DT, 2013-15  
**Collins, Maliek**, DT, 2016-19  
**Jelks, Jalen**, DE, 2019  
**Gallimore, Neville**, DT, 2020-22

**97**  
**Ponder, David**, DT, 1985  
**Lilly, Kevin**, DT, 1989  
**Jones, Jimmie**, DL, 1990-93  
**Pittman, Kavika**, DE, 1996-99  
**Fields, Aaron**, DE, 2000  
**Glover, La'Roi**, DT, 2002-05  
**Hatcher, Jason**, DE, 2006-13  
**McClain, Terrell**, DT, 2014-16  
**Charlton, Taco**, DE, 2017-18  
**Hill, Trysten**, DT, 2019-22  
 (Hill also wore #72)  
**Griffen, Everson**, DE, 2020  
**Carter, Ron Dell**, DT, 2020  
**Odighizuwa, Osa**, DT, 2021-22

**98**  
**Tippins, Ken**, LB, 1989  
**Willis, Mitch**, DT, 1990  
**Myles, Godfrey**, LB, 1991-96  
**Carver, Shante**, DE, 1994-97  
 (Carver also wore #96)  
**Ellis, Greg**, DE/LB, 1998-08  
**Johnson, Curtis**, LB, 2009  
**Spears, Marcus**, DE, 2005-12  
 (Spears also wore #96)  
**Poppinga, Brady**, LB, 2012  
**Lemon, Orié**, LB, 2012, 2013  
 (Lemon also wore #58)  
**Crawford, Tyrone**, DT, 2012-20  
 (Crawford also wore #70)  
**Bohanna, Quinton**, DT, 2021-22

**99**  
**Brooks, Kevin**, DT, 1985-88  
**Howard, David**, LB, 1989-90  
**McCormack, Hurvin**, DT, 1994-98  
**Davis, Nathan**, DT, 1998-99  
 (Davis also wore #77)  
**Blade, Willie**, DT, 2003  
**Eaton, Chad**, DT, 2004  
**Canty, Chris**, DE, 2005-08  
**Olshansky, Igor**, DE, 2009-10  
**Coleman, Kenyon**, DE, 2003-06, 11-12  
 (Coleman also wore #93)  
**Selvie, George**, DE, 2013-14  
**Russell, Ryan**, DE, 2015  
**Tapper, Charles**, DE, 2016-17  
**Woods, Antwaun**, DT, 2018-20  
**Hamilton, Justin**, DT, 2019, 2020, 2021  
 (Hamilton also wore #79)  
**Golston, Chaucey**, DE, 2021-22



## Cowboys All-Time Honor Roll

## ALL-TIME PRO BOWL SELECTIONS

Name, Position	Total Selections	Consecutive Strake
Bob Lilly, DT	11	10 (1964-73)
Jason Witten, TE	11	7 (2004-10, 12-14)
Larry Allen, G/T	10	7 (1995-01)
Mel Renfro, S/CB	10	10 (1964-73)
Randy White, DT	9	9 (1977-85)
Emmitt Smith, RB	8	6 (1990-95)
<b>Zack Martin, G</b>	<b>8</b>	<b>6 (2014-19)</b>
<b>Tyron Smith, T</b>	<b>8</b>	<b>7 (2013-19)</b>
DeMarcus Ware, LB	7	7 (2006-12)
Troy Aikman, QB	6	6 (1991-96)
Cliff Harris, S	6	6 (1974-79)
Chuck Howley, LB	6	5 (1965-69)
Nate Newton, G	6	5 (1992-96)
John Niland, G	6	6 (1968-73)
Don Perkins, RB	6	3 (1961-63, 66-68)
Roger Staubach, QB	6	5 (1975-79)
Rayfield Wright, T	6	6 (1971-76)
Flozell Adams, T	5	3 (2006-08)
George Andrie, DE	5	5 (1965-69)
Travis Frederick, C	5	4 (2014-17)
Cornell Green, CB/S	5	3 (1965-67)
Andre Gurode, C	5	5 (2006-10)
Michael Irvin, WR	5	5 (1991-95)
Lee Roy Jordan, LB	5	3 (1967-69)
Jay Novacek, TE	5	5 (1991-95)
Roy Williams, S	5	5 (2003-07)
Darren Woodson, S	5	5 (1994-98)
Pat Donovan, T	4	4 (1979-82)
Tony Dorsett, RB	4	3 (1981-83)
La'Roi Glover, DT	4	4 (2002-05)
Calvin Hill, RB	4	3 (1972-74)
Harvey Martin, DE	4	4 (1976-79)
Jay Ratliff, NT	4	4 (2008-11)
Tony Romo, QB	4	2 (2006-07)
Deion Sanders, CB/KR	4	4 (1996-99)
Everson Walls, CB	4	3 (1981-83)
Erik Williams, T	4	2 (1996-97)

## PRO BOWL

1960 (1) -	Jim Doran, WR (1)
1961 (2) -	Dick Bielski, TE (1)
#	<b>Don Perkins, RB (1)</b>
1962 (5) -	Don Bishop, CB (1)
	Eddie LeBaron, QB (1)
	Bob Lilly, DE (1)
	Don Perkins, RB (2)
	<b>Jerry Tubbs, LB (1)</b>
1963 (3) -	Sam Baker, P (1)
	Lee Folkins, TE (1)
	Don Perkins, RB (3)
1964 (2) -	<b>Bob Lilly, DT (2)</b>
#	<b>Mel Renfro, S (1)</b>
1965 (6) -	George Andrie, DE (1)
	Cornell Green, CB (1)
#	Bob Hayes, WR (1)
	Chuck Howley, LB (1)
	<b>Bob Lilly, DT (3)</b>
	<b>Mel Renfro, S (2)</b>
1966 (9) -	George Andrie, DE (2)
	Cornell Green, CB (2)
	Bob Hayes, WR (2)
	Chuck Howley, LB (2)
	<b>Bob Lilly, DT (4)</b>
	Dave Manders, C (1)
	Don Meredith, QB (1)
	Don Perkins, RB (4)
	Mel Renfro, S (3)
1967 (10) -	George Andrie, DE (3)
	Cornell Green, CB (3)
	Bob Hayes, WR (3)
	Chuck Howley, LB (3)
	Lee Roy Jordan, LB (1)
	<b>Bob Lilly, DT (5)</b>
	Don Meredith, QB (2)
	Ralph Neely, T (1)
	Don Perkins, RB (5)
	Mel Renfro, S (4)
1968 (8) -	George Andrie, DE (4)
	Chuck Howley, LB (4)
	Lee Roy Jordan, LB (2)
	<b>Bob Lilly, DT (6)</b>
	Don Meredith, QB (3)
	John Niland, G (1)
	Don Perkins, RB (6)
	Mel Renfro, CB (5)
1969 (8) - a	George Andrie, DE (5)
#	Calvin Hill, RB (1)
	Chuck Howley, LB (5)
	Lee Roy Jordan, LB (3)
	<b>Bob Lilly, DT (7)</b>
	Ralph Neely, T (2)
	John Niland, G (2)
	Mel Renfro, CB (6)
1970 (3) -	<b>Bob Lilly, DT (8)</b>
	John Niland, G (3)
1971 (8) - b	<b>Mel Renfro, CB (7)</b>
	Cornell Green, S (4)
	Chuck Howley, LB (6)
	<b>Bob Lilly, DT (9)</b>
	John Niland, G (4)
	Mel Renfro, S (8)
	<b>Roger Staubach, QB (1)</b>
	Ron Widby, P (1)
	Rayfield Wright, T (1)
	Walt Garrison, RB (1)
1972 (7) -	<b>Cornell Green, S (5)</b>
	Calvin Hill, RB (2)
*	Bob Lilly, DT (10)
	<b>John Niland, G (5)</b>
	Mel Renfro, CB (9)
1973 (6) -	<b>Rayfield Wright, T (2)</b>
*	Calvin Hill, RB (3)
*	Lee Roy Jordan, LB (4)
*	Bob Lilly, DT (11)
	<b>John Niland, G (6)</b>
	<b>Mel Renfro, CB (10)</b>
	<b>Rayfield Wright, T (3)</b>
1974 (6) -	Cliff Harris, S (1)
	Calvin Hill, RB (4)
	Lee Roy Jordan, LB (5)
	Blaine Nye, G (1)
	<b>Drew Pearson, WR (1)</b>
	<b>Rayfield Wright, T (4)</b>
1975 (3) -	<b>Cliff Harris, S (2)</b>
*	Roger Staubach, QB (2)
	Rayfield Wright, T (5)
1976 (8) -	<b>Billy Joe DuPree, TE (1)</b>
	Cliff Harris, S (3)
	Harvey Martin, DE (1)
	Blaine Nye, G (2)
	<b>Drew Pearson, WR (2)</b>
	<b>Roger Staubach, QB (3)</b>
	Charlie Waters, S (1)
	Rayfield Wright, T (6)
1977 (8) -	<b>Billy Joe DuPree, TE (2)</b>
	<b>Cliff Harris, S (4)</b>
	Efren Herrera, K (1)
	<b>Harvey Martin, DE (2)</b>
	<b>Drew Pearson, WR (3)</b>
*	Roger Staubach, QB (4)
	<b>Charlie Waters, S (2)</b>
	Randy White, DT (1)
1978 (9) -	<b>Tony Dorsett, RB (1)</b>
	<b>Billy Joe DuPree, TE (3)</b>
	<b>Cliff Harris, S (5)</b>
	Thomas Henderson, LB (1)

Tony Hill, WR (1)  
 \* Harvey Martin, DE (3)  
**Roger Staubach, QB (5)**  
**Charlie Waters, S (3)**  
 Randy White, DT (2)  
 1979 (8) - Bob Breunig, LB (1)  
**Pat Donovan, T (1)**  
 Cliff Harris, S (6)  
 Tony Hill, WR (2)  
**Harvey Martin, DE (4)**  
 Herb Scott, G (1)  
**Roger Staubach, QB (6)**  
**Randy White, DT (3)**  
 1980 (4) - **Bob Breunig, LB (2)**  
 Pat Donovan, T (2)  
**Herb Scott, G (2)**  
**Randy White, DT (4)**  
 1981 (7) - **Pat Donovan, T (3)**  
**Tony Dorsett, RB (2)**  
**Ed Jones, DE (1)**  
**Herb Scott, G (3)**  
 Rafael Septien, K (1)  
 # Everson Walls, CB (1)  
**Randy White, DT (5)**  
 1982 (7) - Bob Breunig, LB (3)  
**Pat Donovan, T (4)**  
**Tony Dorsett, RB (3)**  
**Ed Jones, DE (2)**  
**Everson Walls, CB (2)**  
 Danny White, QB (1)  
**Randy White, DT (6)**  
 1983 (5) - Doug Cosbie, TE (1)  
 Tony Dorsett, RB (4)  
**Ed Jones, DE (3)**  
**Everson Walls, CB (3)**  
**Randy White, DT (7)**  
 1984 (3) - Bill Bates, ST (1)  
 Doug Cosbie, TE (2)  
 Randy White, DT (8)  
 1985 (4) - **Doug Cosbie, TE (3)**  
 Tony Hill, WR (3)  
**Everson Walls, CB (4)**  
**Randy White, DT (9)**  
 1987 (1) - Herschel Walker, RB (1)  
 1988 (1) - **Herschel Walker, RB (2)**  
 1990 (1) - # Emmitt Smith, RB (1)  
 1991 (4) - Troy Aikman, QB (1)  
 @ **Michael Irvin, WR (1)**  
**Jay Novacek, TE (1)**  
**Emmitt Smith, RB (2)**  
 1992 (6) - Troy Aikman, QB (2)  
 Michael Irvin, WR (2)  
 Nate Newton, G (1)  
**Jay Novacek, TE (2)**  
**Emmitt Smith, RB (3)**  
 Mark Stepnoski, C (1)  
 1993 (11) - %\* **Troy Aikman, QB (3)**  
 \* Thomas Everett, S (1)  
**Michael Irvin, WR (3)**  
 Daryl Johnston, FB (1)  
 Russell Maryland, DT (1)  
**Nate Newton, G (2)**  
 Ken Norton, LB (1)  
**Jay Novacek, TE (3)**  
 \* **Emmitt Smith, RB (4)**  
 \* **Mark Stepnoski, C (2)**  
**Erik Williams, T (1)**  
 1994 (11) - Troy Aikman, QB (4)  
**Charles Haley, DE (1)**  
 Michael Irvin, WR (4)  
 Daryl Johnston, FB (2)  
**Leon Lett, DT (1)**  
**Nate Newton, G (3)**  
 Jay Novacek, TE (4)  
 \* **Emmitt Smith, RB (5)**  
**Mark Stepnoski, C (3)**  
 Mark Tuinei, T (1)  
**Darren Woodson, S (1)**  
 1995 (10) - \* Troy Aikman, QB (5)  
 Larry Allen, G (1)

\* Ray Donaldson, C (1)  
**Charles Haley, DE (2)**  
 Michael Irvin, WR (5)  
**Nate Newton, G (4)**  
**Jay Novacek, TE (5)**  
**Emmitt Smith, RB (6)**  
 Mark Tuinei, T (2)  
**Darren Woodson, S (2)**  
 1996 (9) - \* Troy Aikman, QB (6)  
**Larry Allen, G (2)**  
 \* Ray Donaldson, C (2)  
 Nate Newton, G (5)  
 \* **Deion Sanders, CB (1)**  
 Jim Schwantz, ST (1)  
**Tony Tolbert, DE (1)**  
**Erik Williams, T (2)**  
 Darren Woodson, S (3)  
 1997 (4) - \* **Larry Allen, G (3)**  
**Deion Sanders, CB (2)**  
 Erik Williams, T (3)  
 \* Darren Woodson, S (4)  
 1998 (6) - **Larry Allen, T (4)**  
 Leon Lett, DT (2)  
 Nate Newton, G (6)  
**Deion Sanders, CB/KR (3)**  
 Emmitt Smith, RB (7)  
 Darren Woodson, S (5)  
 1999 (5) - \* **Larry Allen, G (5)**  
 Dexter Coakley, LB (1)  
 \* **Deion Sanders, CB (4)**  
 Emmitt Smith, RB (8)  
 Erik Williams, T (4)  
 2000 (1) - **Larry Allen, G (6)**  
 2001 (2) - \* **Larry Allen, G (7)**  
 Dexter Coakley, LB (2)  
 2002 (1) - **La'Roi Glover, DT, (1)**  
 2003 (5) - **Flozell Adams, T (1)**  
**Larry Allen, G (8)**  
 Dexter Coakley, LB (3)  
**La'Roi Glover, DT (2)**  
**Roy Williams, S (1)**  
 Flozell Adams, T (2)  
 2004 (5) - **Larry Allen, G (9)**  
**La'Roi Glover, DT (3)**  
 Roy Williams, S (2)  
 Jason Witten, TE (1)  
**Larry Allen, G (10)**  
 La'Roi Glover, DT (4)  
**Roy Williams, S (3)**  
 Jason Witten, TE (2)  
 Flozell Adams, T (3)  
 2006 (7) - Andre Gurode, C (1)  
 Mat McBriar, P (1)  
 Tony Romo, QB (1)  
**DeMarcus Ware, LB (1)**  
 Roy Williams, S (4)  
 Jason Witten, TE (3)  
 2007 (13) - **Flozell Adams, T (4)**  
 Marion Barber III, RB (1)  
**Leonard Davis, G (1)**  
 Greg Ellis, LB (1)  
 # **Nick Folk, K (1)**  
**Andre Gurode, C (2)**  
**Ken Hamlin, S (1)**  
 Terrence Newman, CB (1)  
**Terrell Owens, WR (1)**  
**Tony Romo, QB (2)**  
**DeMarcus Ware, LB (2)**  
 Roy Williams, S (5)  
**Jason Witten, TE (4)**  
 2008 (6) - **Flozell Adams, T (5)**  
 \* Leonard Davis, G (2)  
**Andre Gurode, C (3)**  
**Jay Ratliff, NT (1)**  
**DeMarcus Ware, LB (3)**  
 Jason Witten, TE (5)  
 2009 (9) - **Miles Austin, WR (1)**  
**Leonard Davis, G (3)**

## STAFF

## ALL-TIME HONORS

## 2022 SEASON

## RECORDS

## PLAYOFF RECORDS

## HISTORY

## SIDELINES

## Pro Bowl, cont.

- 2009 \* Andre Gurode, C (4)  
Mike Jenkins, CB (1)  
Terence Newman, CB (2)  
Jay Ratliff, NT (2)  
Tony Romo, QB (3)  
**DeMarcus Ware, LB (4)**  
Jason Witten, TE (6)  
Miles Austin, WR (2)  
**Andre Gurode, C (5)**  
**Mat McBriar, P (2)**  
Jay Ratliff, NT (3)  
**DeMarcus Ware, LB (5)**  
Jason Witten, TE (7)  
2010 (6) - Jay Ratliff, NT (4)  
**DeMarcus Ware, LB (6)**  
2011 (2) - **DeMarcus Ware, LB (7)**  
Anthony Spencer, LB (1)  
Jason Witten, TE (8)  
2012 (3) - \* **DeMarcus Ware, LB (7)**  
Jason Witten, TE (8)  
2013 (5) - **Dez Bryant, WR (1)**  
Jason Hatcher, DT (1)  
DeMarco Murray, RB (1)  
Tyron Smith, T (1)  
Jason Witten, TE (9)  
2014 (8) - \* **Dez Bryant, WR (2)**  
Travis Frederick, C (1)  
Louis-Philippe Ladouceur, LS (1)  
# Zack Martin, G (1)  
**DeMarco Murray, RB (2)**  
Tony Romo, QB (4)  
Tyron Smith, T (2)  
Jason Witten, TE (10)  
Dan Bailey, K (1)  
2015 (5) - Travis Frederick, C (2)  
Sean Lee, LB (1)  
Zack Martin, G (2)  
Tyron Smith, T (3)  
Bryant, Dez, WR (3)  
# Ezekiel Elliott, RB (1)  
Travis Frederick, C (3)  
Sean Lee, LB (2)  
Zack Martin, G (3)  
# Dak Prescott, QB (1)  
Tyron Smith, T (4)  
2016 (6) - Travis Frederick, C (4)  
\* Zack Martin, G (4)  
**DeMarcus Lawrence, DE (1)**  
\* Tyron Smith, T (5)  
Jason Witten, TE (11)  
2017 (5) - Amari Cooper, WR (1)  
Ezekiel Elliott, RB (2)  
Byron Jones, CB (1)  
**DeMarcus Lawrence, DE (2)**  
Zack Martin, G (5)  
Dak Prescott, QB (2)  
Tyron Smith, T (6)  
# Leighton Vander Esch, LB (1)  
2018 (8) - Amari Cooper, WR (2)  
Ezekiel Elliott, RB (3)  
Zack Martin, G (6)  
Travis Frederick, C (5)  
Jaylon Smith, LB (1)  
Tyron Smith, T (7)  
2019 (6) - Bryan Anger, P (1)  
Trevon Diggs, CB (1)  
Zack Martin, G (7)  
CeeDee Lamb (1)  
# Micah Parsons, LB (1)  
Tyron Smith, T (8)  
2020 (8) - Tyler Biadasz, C (1)  
Trevon Diggs, CB (2)  
CeeDee Lamb, WR (2)  
DeMarcus Lawrence, DE (3)  
Zack Martin, G (8)  
Micah Parsons, LB (2)  
Tony Pollard, RB (1)  
# KaVontae Turpin, KR/PR (1)

BOLD starter

\* selected but did not play

# rookie

@ most valuable player

a named outstanding lineman

b named outstanding back

% top vote getter

## ALL-PRO

- 1962 (2) - Don Perkins, RB (1, AP, NEA)  
Jerry Tubbs, LB (1, TSN)  
1963 (1) - Chuck Howley, LB (1, TSN)  
1964 (3) - Frank Clarke, TE (1, AP)  
Bob Lilly, DT (1, AP, UPI, NEA)  
Jim Riddle, DB (1, TSN)  
Bob Hayes, WR (1, TSN)  
1965 (3) - # Bob Lilly, DT (2, AP, UPI, NEA, TSN)  
Mel Renfro, S (1, NEA, TSN)  
1966 (7) - Cornell Green, CB (1, AP, NEA, TSN)  
Bob Hayes, WR (2, AP, UPI, NEA, TSN)  
Chuck Howley, LB (2, AP, UPI, NEA)  
Lee Roy Jordan, LB (1, TSN)  
Bob Lilly, DT (3, AP, UPI, NEA, TSN)  
Ralph Neely, T (1, TSN)  
Dan Reeves, RB (1, TSN)  
1967 (7) - George Andrie, DE (1, TSN)  
Cornell Green, CB (2, AP, UPI, NEA, TSN)  
Bob Hayes, WR (3, TSN)  
Chuck Howley, LB (3, AP, TSN)  
Bob Lilly, DT (4, AP, UPI, NEA, TSN)  
Ralph Neely, T (2, AP, UPI, TSN)  
Mel Renfro, S (2, TSN)  
1968 (5) - Cornell Green, CB (3, NEA)  
Bob Hayes, WR (4, AP)  
Chuck Howley, LB (4, AP, NEA)  
Bob Lilly, DT (5, AP, UPI, NEA)  
Ralph Neely, T (3, AP, UPI, NEA)  
Cornell Green, CB (4, UPI)  
1969 (7) - # Calvin Hill, RB (1, AP, UPI)  
Chuck Howley, LB (5, AP, UPI, NEA)  
Bob Lilly, DT (6, AP, NEA)  
Ralph Neely, T (4, AP, UPI, NEA)  
John Niland, G (1, AP)  
Mel Renfro, S (3, NEA)  
1970 (1) - Chuck Howley, LB (6, AP, PFWA)  
1971 (4) - Bob Lilly, DT (7, AP, PFWA, NEA)  
John Niland, G (2, AP, PFWA)  
Mel Renfro, S (4, AP, NEA)  
Rayfield Wright, T (1, AP, PFWA)  
1972 (3) - John Niland, G (3, AP)  
Blaine Nye, CB (1, NEA)  
Rayfield Wright, T (2, AP, UPI, PFWA, NEA)  
1973 (4) - Calvin Hill, RB (2, PFWA)  
Lee Roy Jordan, LB (2, NEA, PFWA)  
Mel Renfro, CB (5, NEA, PFW, PFWA)  
Rayfield Wright, T (3, AP, PFWA)  
1974 (1) - Drew Pearson, WR (1, AP, PFWA)  
1975 (2) - Cliff Harris, S (1, NEA)  
Rayfield Wright, T (4, NEA)  
1976 (2) - Cliff Harris, S (2, AP, PFWA, NEA)  
Drew Pearson, WR (2, AP, PFWA)  
1977 (5) - Cliff Harris, S (3, AP, PFWA, NEA)  
Efen Herrera, K (1, AP, PFWA, NEA)  
Harvey Martin, DE (1, AP, PFWA, NEA)  
Drew Pearson, WR (3, AP, PFWA, NEA)  
Charlie Waters, S (1, PFWA)  
1978 (3) - Cliff Harris, S (4, AP, PFWA)  
Charlie Waters, S (2, PFWA, NEA)  
Randy White, DT (1, AP, PFWA, NEA)  
Randy White, DT (2, AP, PFWA, NEA)  
1979 (1) - Herb Scott, G (1, AP, NEA)  
1980 (2) - Randy White, DT (3, PFWA, NEA)  
Tony Dorsett, RB (1, AP, PFWA, NEA)  
1981 (5) - Ed Jones, DE (1, NEA)  
Herb Scott, G (2, AP)  
Rafael Septien, K (1, AP, PFWA)  
Randy White, DT (4, AP, PFWA, NEA)  
1982 (3) - Ed Jones, DE (2, AP)  
Everson Walls, CB (1, PFWA)  
Randy White, DT (5, AP, PFWA, NEA)  
1983 (2) - Everson Walls, CB (2, AP)  
Randy White, DT (6, AP, PFWA)  
1984 (2) - Michael Downs, S (PFWA)  
Randy White, DT (7, AP, PFWA, NEA)  
1985 (2) - Everson Walls, CB (3, PFWA)  
Randy White, DT (8, AP, NEA)

1989 (1) - Eugene Lockhart, LB (1, TSN)  
 1991 (2) - Michael Irvin, WR (1, AP, PFWA, NEA, TSN)  
 Jay Novacek, TE (1, CPFN)  
 1992 (4) - Kelvin Martin, PR (1, PFW, PFWA)  
 Jay Novacek, TE (2, AP, PFW, PFWA, CPFN)  
 Emmitt Smith, RB (1, AP, PFW, PFWA,  
 NEA, TSN, CPFN, FD)  
 Mark Stepnoski, C (1, NEA)  
 Troy Aikman, QB (1, TSN)  
 1993 (3) - Emmitt Smith, RB  
 (2, AP, PFWA, PFW, TSN, CPFN, FD)  
 Erik Williams, T  
 (1, AP, PFWA, PFW, TSN, CPFN, FD)  
 Charles Haley, DE  
 (1, AP, PFWA, PFW, TSN, CPFN, FD)  
 Nate Newton, G  
 (1, AP, PFWA, PFW, CPFN, FD)  
 Emmitt Smith, RB  
 (3, AP, PFWA, PFW, TSN, CPFN, FD)  
 Darren Woodson, S  
 (1, AP, PFWA, PFW, TSN, CPFN, FD)  
 1995 (6) - Larry Allen, G (1, TSN, CPFN, FD)  
 Nate Newton, G  
 (2, AP, PFWA, PFW, TSN, FD)  
 Deion Sanders, CB (1, TSN)  
 Emmitt Smith, RB  
 (4, AP, PFWA, PFW, TSN, CPFN, FD)  
 Erik Williams, T (2, TSN)  
 Darren Woodson, S  
 (2, AP, PFWA, PFW, TSN, CPFN, FD)  
 1996 (5) - Larry Allen, G (2, AP, PFWA,  
 PFW, TSN, CPFN, FD)  
 Deion Sanders, CB (2, AP, PFWA, PFW, TSN)  
 Jim Schwantz, ST (1, PFWA, PFW)  
 Erik Williams, T (3, AP)  
 Darren Woodson, S (3, AP, PFWA,  
 PFW, TSN, CPFN, FD)  
 1997 (3) - Larry Allen, G (3, AP, PFWA, PFW, TSN,  
 CPFN, FD)  
 Richie Cunningham, K (1, AP, TSN)  
 Deion Sanders, CB (3, AP, PFWA, PFW, TSN)  
 1998 (3) - Larry Allen, T (4, AP, PFW, TSN)  
 Deion Sanders, CB (4, AP, PFW, TSN, FD)  
 KR (1, PFW)  
 Darren Woodson, S (4, TSN)  
 Larry Allen, G (5, AP, PFW, TSN, PFN)  
 Deion Sanders, CB (4, TSN)  
 2000 (1) - Larry Allen, G (6, AP, PFW, CPFN, TSN)  
 2001 (1) - Larry Allen, G (7, AP, PFW, FD, CPFN, TSN)  
 2002 (1) - La'Roi Glover, DT (1, FW, CPFN, TSN)  
 2003 (1) - Roy Williams, S (1, AP, PFW, FD, TSN)  
 2007 (4) - Andre Gurode, C (1, TSN)  
 Terrell Owens, WR (1, AP, PFW, PFWA)  
 DeMarcus Ware, LB (1, AP, PFW, PFWA, TSN)  
 Jason Witten, TE (1, AP, PFW, PFWA, TSN)  
 DeMarcus Ware, LB (2, AP, SI, TSN)  
 Jason Witten, TE (2, PFW, PFWA)  
 2009 (2) - DeMarcus Ware, LB (3, AP, PFW, PFWA)  
 Jay Ratliff, NT (1, AP)  
 Jason Witten, TE (3, AP, PFW, PFWA, TSN)  
 2010 (1) - DeMarcus Ware, LB (4, AP, PFW, PFWA, SI, TSN)  
 2011 (1) - DeMarcus Ware, LB (5, TSN)  
 2012 (2) - Jason Witten, TE (4, TSN, SI)  
 Tyron Smith, T (1, TSN, SI)  
 2013 (1) - Dez Bryant, WR (1, AP, MMQB, PFWA)  
 2014 (5) - Travis Frederick, C (1, PFWA, MMQB, TSN)  
 # Zack Martin, G (1, AP)  
 DeMarco Murray, RB (1, AP, MMQB, PFWA, TSN)  
 Tyron Smith, T (2, AP, TSN)  
 2015 (2) - Zack Martin, G (2, PFWA, TSN)  
 Tyron Smith, T (3, PFWA, TSN)  
 2016 (5) - # Ezekiel Elliott, RB (1, AP, TSN)  
 Travis Frederick, C (2, AP, TSN)  
 Sean Lee, LB (1, AP)  
 Zack Martin, G (3, AP)  
 Tyron Smith, T (4, AP, TSN)  
 2017 (1) - Zack Martin, G (4, PFWA, TSN)  
 2018 (3) - Ezekiel Elliott, RB (2, PFWA)  
 Zack Martin, G (5, AP, PFWA, TSN)  
 Tyron Smith, T (4, TSN)

2019 (1) - Zack Martin, G (6, AP, TSN)  
 2021 (3) - Trevon Diggs, CB (1, AP, PFWA)  
 Zack Martin, G (7, AP, PFWA)  
 # Micah Parsons, LB (1, AP, PFWA)  
 2022 (3) - Zack Martin, G (8, AP, PFWA, TP)  
 Micah Parsons, LB (2, AP, PFWA, TSN)  
 KaVontae Turpin, KR/PR (1, TP)

### ALL-NFC

1970 (3) - Chuck Howley, LB (AP, UPI)  
 John Niland, G (UPI)  
 Mel Renfro, CB (AP)  
 1971 (1) - Roger Staubach, QB (AP, PFW, TSN)  
 1972 (3) - Bob Lilly, DT (AP, UPI)  
 John Niland, G (AP, UPI)  
 Rayfield Wright, T (AP, UPI)  
 Calvin Hill, RB (AP, UPI)  
 1973 (5) - Lee Roy Jordan, LB (AP, UPI)  
 John Niland, G (AP, UPI)  
 Mel Renfro, CB (AP, UPI)  
 Rayfield Wright, T (AP, UPI)  
 Cliff Harris, S (AP, UPI)  
 1974 (3) - Drew Pearson, WR (AP, UPI)  
 Rayfield Wright, T (AP, UPI)  
 Billy Joe DuPree, TE (AP, UPI)  
 Cliff Harris, S (AP, UPI)  
 Blaine Nye, G (AP)  
 Drew Pearson, WR (AP, UPI)  
 Roger Staubach, QB (AP, TSN)  
 1977 (5) - Cliff Harris, S (UPI)  
 Efren Herrera, K (UPI)  
 Harvey Martin, DE (UPI)  
 Drew Pearson, WR (UPI)  
 Roger Staubach, QB (PFW, TSN, UPI)  
 1978 (6) - Tony Dorsett, RB (UPI)  
 Billy Joe DuPree, TE (UPI)  
 Cliff Harris, S (UPI)  
 Herb Scott, G (UPI)  
 Roger Staubach, QB (PFW)  
 Charlie Waters, S (UPI)  
 Randy White, DT (UPI)  
 1979 (6) - Bob Breunig, LB (PFW)  
 Pat Donovan, T (UPI, PFW, TSN)  
 Cliff Harris, S (TSN)  
 Herb Scott, G (UPI, TSN)  
 Roger Staubach, QB (UPI, PFW, TSN)  
 Randy White, DT (UPI, PFW)  
 1980 (4) - Bob Breunig, LB (UPI)  
 Pat Donovan, T (UPI)  
 Herb Scott, G (UPI)  
 Randy White, DT (UPI, PFW, TSN)  
 1981 (5) - Tony Dorsett, RB (UPI)  
 Herb Scott, G (UPI)  
 Ed Jones, DE (UPI)  
 Rafael Septien, K (UPI)  
 Randy White, DT (UPI)  
 1982 (5) - Bob Breunig, LB (UPI)  
 Pat Donovan, T (UPI)  
 Tony Dorsett, RB (UPI)  
 Everson Walls, CB (UPI)  
 Randy White, DT (UPI)  
 1983 (4) - Bob Breunig, LB (UPI)  
 Ed Jones, DE (UPI, PFW)  
 Everson Walls, CB (PFW)  
 Randy White, DT (UPI, PFW)  
 1984 (4) - Bill Bates, S (PFW)  
 Michael Downs, S (UPI)  
 Everson Walls, CB (UPI)  
 Randy White, DT (UPI, FN)  
 Doug Cosbie, TE (UPI)  
 1985 (5) - Michael Downs, S (UPI)  
 Tony Hill, WR (FN)  
 Everson Walls, CB (UPI, FN)  
 Randy White, DT (UPI, FN)  
 Randy White, DT (FN)  
 1986 (1) - Herschel Walker, RB (PFW)  
 1987 (1) - Herschel Walker, RB (PFW)  
 1988 (1) - Herschel Walker, RB (UPI)

STAFF

ALL-TIME  
HONORS

2022 SEASON

RECORDS

PLAYOFF  
RECORDS

HISTORY

SIDELINES

## All-NFC, cont.

1991 (3) -	Michael Irvin, WR (UPI, FN) Jay Novacek, TE (UPI, FN, PFW) Emmitt Smith, RB (UPI, FN, PFW)
1992 (4) -	Nate Newton, G (UPI, FN) Jay Novacek, TE (UPI, FN) Emmitt Smith, RB (UPI, FN) Mark Stepnoski, C (UPI, FN)
1993 (5) -	Troy Aikman, QB (FN) Ken Norton, LB (FN) Emmitt Smith, RB (UPI, FN) Mark Stepnoski, C (UPI, FN) Erik Williams, T (UPI, FN)
1994 (6) -	Charles Haley, DE (UPI, FN) Leon Lett, DT (UPI, FN) Nate Newton, G (UPI, FN) Emmitt Smith, RB (UPI, FN) Mark Stepnoski, C (UPI, FN) Darren Woodson, S (UPI, FN)
1995 (5) -	Larry Allen, G (FN) Nate Newton, G (UPI) Jay Novacek, TE (UPI) Emmitt Smith, RB (UPI, FN) Darren Woodson, S (UPI, FN)
1996 (4) -	Larry Allen, G (UPI, FN) Deion Sanders, CB (UPI, FN) Tony Tolbert, DE (UPI, FN) Darren Woodson, S (UPI, FN)
1997 (2) -	Larry Allen, G (PFW, PFWA, FN) Deion Sanders, CB (PFW, PFWA, FN)
1998 (2) -	Larry Allen, T (PFW, FN) Deion Sanders, CB (PFW, FN) KR (PFW, FN)
1999 (3) -	Larry Allen, G (PFW, FN) Deion Sanders, CB (PFW, FN) Erik Williams, T (FN)
2000 (1) -	Larry Allen, G (PFW, FN)
2001 (1) -	Larry Allen, G (PFW, FN)
2002 (1) -	La'Roi Glover, DT (PFW)
2003 (3) -	La'Roi Glover, DT (PFW) Dat Nguyen, LB (PFW) Roy Williams, S (PFW)
2004 (1) -	Jason Witten, TE (PFW)
2006 (2) -	DeMarcus Ware, LB (PFW, PFWA) Mat McBriar, P (PFW, PSFA)
2007 (5) -	Flozell Adams, T (PFW, PFWA) # Nick Folk, K (PFW, PFWA) Terrell Owens, WR (PFW, PFWA) DeMarcus Ware, LB (PFW, PFWA) Jason Witten, TE (PFW, PFWA)
2008 (3) -	Jay Ratliff, NT (PFW, PFWA) DeMarcus Ware, LB (PFW, PFWA) Jason Witten, TE (PFW, PFWA)
2009 (3) -	Andre Gurode, C (PFWA) Jay Ratliff, DT (PFWA) DeMarcus Ware, LB (PFWA)
2010 (3) -	Mat McBriar, P (PFWA) DeMarcus Ware, LB (PFWA) Jason Witten, TE (PFWA)
2011 (1) -	DeMarcus Ware, LB (PFWA)
2012 (2) -	Dwayne Harris, PR (PFWA) Jason Witten, TE (PFWA)
2014 (6) -	Dan Bailey, K (PFWA) Dez Bryant, WR (PFWA) Travis Frederick, C (PFWA) # Zack Martin, G (PFWA) DeMarco Murray, RB (PFWA) Tyron Smith, T (PFWA)
2015 (2) -	Zack Martin, G (PFWA) Tyron Smith, T (PFWA)
2016 (4) -	# Ezekiel Elliott, RB (PFWA) Travis Frederick, C (PFWA) Zack Martin, G (PFWA) Tyron Smith, T (PFWA)
2017 (2) -	DeMarcus Lawrence, DE (PFWA) Zack Martin, G (PFWA)
2018 (4) -	Ezekiel Elliott, RB (PFWA) Byron Jones, CB (PFWA) DeMarcus Lawrence, DE (PFWA) Zack Martin, G (PFWA)

2021 (4) -	Bryan Anger, P (PFWA) Trevon Diggs, CB (PFWA) Zack Martin, G (PFWA) Micah Parsons, LB (PFWA)
2022 (2) -	Zack Martin, G (PFWA) Micah Parsons, LB (PFWA)

## ALL-ROOKIE

1974 -	Efren Herrera, K (PFWA) Ed Jones, DE (PFWA)
1975 -	Burton Lawless, G (PFWA) Randy White, LB (PFWA)
1977 -	Tony Dorsett, RB (PFWA)
1979 -	Aaron Mitchell, CB (UPI)
1981 -	Everson Walls, CB (PFWA, UPI)
1983 -	Bill Bates, S (PFWA, UPI, PFW)
1984 -	Eugene Lockhart, LB (PFWA, UPI, PFW, FD)
1987 -	Roger Ruzek, K (UPI, PFW)
1988 -	Michael Irvin, WR (FD)
1989 -	Troy Aikman, QB (PFWA, UPI, PFW, CPFN) James Dixon, KR (UPI, PFW)
1990 -	Jimmie Jones, DT (PFWA, UPI, PFW) Emmitt Smith, RB (PFWA, UPI, FN, PFW, FD, CPFN)
1991 -	Larry Brown, CB (PFWA, PFW, FD, FN) Darrick Brownlow, LB (PFWA) Russell Maryland, DT (PFWA, CPFN, PFW)
1992 -	Robert Jones, LB (PFWA, PFW, CPFN, FN) Darren Woodson, ST (PFW, PFWA)
1993 -	Darrin Smith, LB (PFWA, CPFN, PFW, FN, FD) Kevin Williams, WR (FN)
1994 -	Larry Allen, T (PFWA, PFW, CPFN, FN) Chris Boniol, K (PFWA, PFW)
1997 -	Antonio Anderson, DT (PFW) Dexter Coakley, LB (PFW, FN)
1998 -	Flozell Adams, G (FD) Greg Ellis, DE (FN, FD)
1999 -	Ebenezer Ekuban, DE (PFW, FN) Dat Nguyen, ST (FD) Peppi Zellner, LB (CPFN)
2002 -	Antonio Bryant, WR (PFW) Derek Ross, CB (PFW) Roy Williams, S (PFW)
2003 -	Terence Newman, CB (PFW) Zurief Smith, PR (PFW) Jason Witten, TE (PFW) Julius Jones, RB (PFW)
2004 -	Marcus Spears, DE (PFW)
2005 -	Nick Folk, K (PFW, PFWA)
2007 -	Dez Bryant, WR (PFW, PFWA, TSN)
2010 -	Dan Bailey, K (PFW, PFWA)
2011 -	DeMarco Murray, RB (PFW, PFWA) Tyron Smith, T (PFW, PFWA)
2013 -	Travis Frederick, C (PFW, PFWA)
2014 -	Zack Martin, G (PFWA)
2016 -	Ezekiel Elliott, RB (PFWA) Dak Prescott, QB (PFWA)
2017 -	Ryan Switzer, KR (PFWA)
2018 -	Leighton Vander Esch, LB (PFWA)
2021 -	Micah Parsons, LB (PFWA)
2022 -	Tyler Smith, T (PFWA)

## ALL-DECADE

1960s -	Bob Lilly, DE Ralph Neely, T
1970s -	Cliff Harris, S Bob Lilly, DT Harvey Martin, DE Drew Pearson, WR Roger Staubach, QB Rayfield Wright, T
1980s -	Randy White, DT
1990s -	Larry Allen, G Michael Irvin, WR Deion Sanders, CB and PR Emmitt Smith, RB Mark Stepnoski, C

- 2000s - Larry Allen, G  
La'Roi Glover, DT  
Terrell Owens, WR  
DeMarcus Ware, LB
- 2010s - Zack Martin, G  
Tyron Smith, T

## OTHER HONORS

### NFL COACH OF THE YEAR

- 1966 - Tom Landry (AP)  
1990 - Jimmy Johnson (AP)  
1991 - Jimmy Johnson (FD)  
2016 - Jason Garrett (AP, PFWA, MMQB)

### NFC COACH OF THE YEAR

- 1966 - Tom Landry (UPI)  
1975 - Tom Landry (UPI)  
1978 - Tom Landry (FN)  
1990 - Jimmy Johnson (UPI, CPFN)

### EXECUTIVE OF THE YEAR

- 1977 - Tex Schramm (TSN)  
2003 - Jerry Jones (FD)  
2009 - Jerry Jones (SBJ)  
2014 - Jerry Jones (PFWA)

### ASSISTANT COACH OF THE YEAR

- 2021 - Dan Quinn (AP, PFWA)

### NFL MOST VALUABLE PLAYER

- 1993 - Emmitt Smith (AP, PFWA, TSN, PFW, FD)

### SPORTS FACILITY OF THE YEAR AWARD

- 2010 - AT&T Stadium (SBJ)

### BERT BELL AWARD

(presented by Maxwell Club to NFL Player of the Year)

- 1966 - Don Meredith, QB  
1971 - Roger Staubach, QB  
1993 - Emmitt Smith, RB

### NFC PLAYER OF THE YEAR

- 1971 - Roger Staubach  
1981 - Tony Dorsett (UPI)  
1993 - Emmitt Smith (FN)

### NFL OFFENSIVE PLAYER OF THE YEAR

- 1993 - Emmitt Smith (UPI, PFW, CPFN)  
2014 - DeMarco Murray (AP, PFWA)

### NFL DEFENSIVE PLAYER OF THE YEAR

- 1977 - Harvey Martin (AP, UPI, PFW)  
1994 - Charles Haley (FD)

### NFC DEFENSIVE PLAYER OF THE YEAR

- 1994 - Charles Haley (UPI)

### NFC OFFENSIVE LINEMAN OF THE YEAR

- 1996 - Larry Allen (NFLPA)  
1997 - Larry Allen (NFLPA)

### NFC DEFENSIVE BACK OF THE YEAR

- 1997 - Deion Sanders (NFLPA)

### NFL SPECIAL TEAMS PLAYER OF THE YEAR

- 1984 - Bill Bates (USA Today, NFLPA)

### NFC KICKER OF THE YEAR

- 1997 - Richie Cunningham (NFLPA)

### NFL DEFENSIVE BACK OF THE YEAR

- 1982 - Everson Walls (NFL Alumni)

### NFL DEFENSIVE LINEMAN OF THE YEAR

- 1982 - Randy White (NFL Alumni)

### NFL OFFENSIVE LINEMAN OF THE YEAR

- 1994 - Nate Newton (NFL Alumni)  
1997 - Larry Allen (NFL Alumni)

### NFL QUARTERBACK OF THE YEAR

- 1993 - Troy Aikman (NFL Alumni)

### NFL RUNNING BACK OF THE YEAR

- 1992 - Emmitt Smith (NFL Alumni)  
1993 - Emmitt Smith (NFL Alumni)  
1995 - Emmitt Smith (NFL Alumni)

### NFL WIDE RECEIVER OF THE YEAR

- 1991 - Michael Irvin (NFL Alumni)

### NFL TIGHT END OF THE YEAR

- 1993 - Jay Novacek (NFL Alumni)  
2010 - Jason Witten (NFL Alumni)

### NFL SPECIAL TEAMS PLAYER OF THE YEAR

- 1983 - # Bill Bates (NFL Alumni)  
1984 - Bill Bates (NFL Alumni)  
1996 - Jim Schwartz (NFL Alumni)  
1998 - Deion Sanders (NFL Alumni)

### GOLDEN TOE TROPHY (PFW) (top placekicker)

- 1981 - Rafael Septien

### NFL ROOKIE OF THE YEAR

- 1977 - Tony Dorsett (NEA, PFWA, TSN)  
2016 - Ezekiel Elliott (PFWA, MMQB, TSN)  
2021 - Micah Parsons (PFWA)

### NFC ROOKIE OF THE YEAR

- 1977 - Tony Dorsett (UPI, TSN)  
1992 - Robert Jones, (UPI)

### NFL OFFENSIVE ROOKIE OF THE YEAR

- 1969 - Calvin Hill, RB (AP)  
1970 - Duane Thomas, RB (FN, PFG)  
1977 - Tony Dorsett, RB (AP, PFW, FD)  
1990 - Emmitt Smith, RB (AP, PFW, FN)  
2016 - Ezekiel Elliott (PFWA)  
Dak Prescott (AP)

### NFL DEFENSIVE ROOKIE OF THE YEAR

- 2021 - Micah Parsons (AP, PFWA)

### NFL MAN OF THE YEAR

- 1978 - Roger Staubach  
1997 - Troy Aikman  
2012 - Jason Witten (Walter Payton MOY)  
2022 - Dak Prescott (Walter Payton MOY)

### FOOTBALL NEWS MAN OF THE YEAR

- 1981 - Tom Landry

### BART STARR AWARD

- 2001 - Darren Woodson  
2012 - Jason Witten

### NFL COMEBACK PLAYER OF THE YEAR

- 2007 - Greg Ellis

### NFL MOST IMPROVED PLAYER OF THE YEAR

- 2012 - Dez Bryant (PFW/PFWA)  
2021 - Trevon Diggs (PFWA)\* Co w/ Cordarrelle Patterson

### NFL PLAYER OF THE WEEK

- 1993 - Michael Irvin, vs. SF, 10/17 (PFWA)  
Emmitt Smith, @ Phi, 10/31 (PFWA)  
Emmitt Smith, @ NYG, 1/2/94 (PFWA)  
1994 - Jason Garrett, vs. GB, 11/24 (PFHOF)  
1995 - Emmitt Smith, @ NYG., 9/4 (PFHOF)  
Emmitt Smith, @ Min, 9/17 (PFHOF)  
1998 - Deion Sanders, @ NYG, 9/21 (PFHOF)  
1999 - Troy Aikman, @ Was, 9/12 (PFHOF)  
Dexter Coakley, vs. Mia, 11/25 (PFHOF)

### NFC DEFENSIVE PLAYER OF THE WEEK

- 1984 - Randy White, vs. GB, 9/23  
Randy White, @ Phi, 12/2  
1985 - Jim Jeffcoat, @ Was, 11/10  
Jim Jeffcoat, vs. NYG, 12/15

STAFF

ALL-TIME  
HONORS

2022 SEASON

RECORDS

PLAYOFF  
RECORDS

HISTORY

SIDELINES

## NFC DEFENSIVE PLAYER OF THE WEEK, cont.

1986	-	Ed Jones, @ SD, 11/16
1987	-	Bill Bates, @ NYG, 9/20
		Ed Jones, vs. NYG, 11/2
1988	-	Ed Jones, vs. Atl, 9/25
1990	-	Issiac Holt, @ TB, 10/7
		James Washington, vs. Pho, 12/16
1993	-	Kevin Smith, @ NYJ, 12/18
1994	-	Charles Haley, @ Pit, 9/4
		Darren Woodson, @ Phi, 12/4
		Darrin Smith, @ NO, 12/19
1995	-	Charles Haley, vs. Den, 9/10
1996	-	Leon Lett, @ Phi, 9/30
		George Teague, vs. Min, 12/28
1999	-	Dexter Coakley, vs. Mia, 11/25
2003	- #	Terence Newman, @ Was 12/14
2005	-	Anthony Henry, vs. NYG, 10/16
	#	DeMarcus Ware, @ Car, 12/24
2007	-	Anthony Henry, @ Chi, 9/23
2008	-	DeMarcus Ware, vs. NYG., 12/14
2009	-	DeMarcus Ware, @ NO, 12/19
		Anthony Spencer, vs. Phi, 1/3/10
2010	-	DeMarcus Ware, @ Hou, 9/26
	#	Bryan McCann, @ NYG., 11/14
	#	Sean Lee, @ Ind, 12/5
2012	-	Brandon Carr, vs. Pit, 12/16
2013	-	Sean Lee, @ Phi, 10/20
2015	-	Sean Lee, @ Phi, 9/20
2016	-	David Irving, @ GB, 10/16
2018	- #	Leighton Vander Esch, @ Phi, 11/11
2019	-	Xavier Woods, @ NYG, 11/4
2021	-	Trevon Diggs, vs. Car, 10/3
	#	Micah Parsons, @ Min, 10/31
2022	-	Micah Parsons, @ LA Rams, 10/9

## NFC OFFENSIVE PLAYER OF THE WEEK

1985	-	Tony Dorsett, vs. Pit, 10/13
		Danny White, vs. StL, 11/28
1987	-	Kevin Edwards, vs. Phi, 10/11
		Herschel Walker, vs. StL, 12/27
1988	- #	Michael Irvin, @ Was, 12/11
1991	-	Emmitt Smith, @ Pho, 9/22
		Troy Aikman, vs. NYG, 9/29
		Michael Irvin, vs. Atl, 12/22
1992	-	Emmitt Smith, vs. Was, 9/7
		Michael Irvin, vs. Pho, 9/20
		Emmitt Smith, @ LARai, 10/25
		Erik Williams, vs. Phi, 11/1
		Emmitt Smith, vs. Chi, 12/27
		Troy Aikman, vs. Phi, 1/10/93
		Troy Aikman, @ SF, 1/17/93
1993	-	Troy Aikman, vs. GB, 10/3
		Michael Irvin, vs. SF, 10/17
		Emmitt Smith, @ Phi, 10/31
		Emmitt Smith, @ NYG, 1/2/94
1994	-	Troy Aikman, vs. Ari, 10/9
		Alvin Harper, @ Cin, 10/30
		Jason Garrett, vs. GB, 11/24
		Troy Aikman, vs. GB, 1/8/95
1995	-	Emmitt Smith, @ NYG, 9/4
		Emmitt Smith, @ Min, 9/17
		Emmitt Smith, vs. GB, 1/14/96
1996	-	Troy Aikman, @ Mia, 10/27
1997	-	Troy Aikman, @ Pitt, 8/31
1998	-	Emmitt Smith, vs. NYG, 11/8
1999	-	Troy Aikman, @ Was, 9/12
2001	- #	Quincy Carter, vs. SF, 12/30
2002	-	Emmitt Smith, vs. Sea, 10/27
2005	-	Drew Bledsoe, @ SD, 9/11
		Drew Bledsoe, vs. KC, 12/11
2006	-	Tony Romo, @ Ari, 11/12
		Tony Romo, vs. TB, 11/23
2007	-	Tony Romo, vs. NYG, 9/9
		Terrell Owens, vs. Was, 11/18
		Tony Romo, vs. GB, 11/29
2009	-	Miles Austin, @ KC, 10/11
2011	-	Tony Romo, @ SF, 9/18
2014	-	Tyron Smith, @ Sea, 10/12
		Dez Bryant, @ Phi, 12/14

2016	-	Ezekiel Elliott, @ Pit, 11/13
2018	-	Amarri Cooper, vs. Was, 11/22
		Amarri Cooper, vs. Phi, 12/9
		Blake Jarwin, @ NYG, 12/30
2019	-	Dak Prescott, vs. NYG, 9/8
		Dak Prescott, @ Det, 11/17
2020	-	Dak Prescott, vs. Atl, 9/20
2021	-	Dak Prescott, @ NE, 10/17
		Dak Prescott, Was, 12/26
		Dak Prescott, @ Phi, 1/8/22
2022	-	Tony Pollard, @ Min, 11/20

## NFC SPECIAL TEAMS PLAYER OF THE WEEK

1993	- #	Kevin Williams, vs. NYG, 11/7
		Eddie Murray, @ Min, 12/12
1994	-	Bill Bates, vs. Phi, 10/16
		Kevin Williams, vs. Was, 11/20
		Brock Marion, vs. GB, 1/8/95
1995	-	John Jett, vs. GB, 10/8
		Chris Boniol, vs. NYG, 12/17
1996	-	Herschel Walker, vs. Atl, 10/20
		Chris Boniol, vs. GB, 11/18
		Chris Boniol, vs. Min, 12/28
1999	-	Toby Gowin, vs. Was, 10/24
2001	-	Tim Seder, vs. Was, 10/15
2002	- #	Billy Cundiff, @ StL, 9/29
2003	-	Billy Cundiff, @ NYG, 9/15
		Billy Cundiff, vs. NYG, 12/21
2006	- #	Sam Hurd, Car, 10/29
		Mat McBriar, vs. Ind, 11/19
2007	- #	Nick Folk, @ Buf, 10/8
2008	- #	Felix Jones, vs. Phi, 9/15
2009	-	Patrick Crayton, vs. Atl, 10/25
2010	- #	Bryan McCann, vs. Det, 11/21
2011	- #	Dan Bailey, vs. Was, 9/26
2012	-	Dwayne Harris, @ Phi, 11/11
		Dan Bailey, vs. Cle, 11/18
2013	-	Dwayne Harris, vs. NYG, 9/8
		Dwayne Harris, vs. Was 10/13
2015	-	Dan Bailey, @ Was, 12/7
2017	-	Tyrone Crawford, @ Was, 10/29
2018	-	Brett Maher, vs. Det, 9/30
		Brett Maher, vs. TB, 12/23
2019	-	Brett Maher, vs. Phi, 10/20

## NFC PRIME TIME PLAYER OF THE WEEK

1998	-	Deion Sanders, @ NYG, 9/21
------	---	----------------------------

## NFC OFFENSIVE PLAYER OF THE MONTH

1991	-	Emmitt Smith, RB, December
1992	-	Emmitt Smith, RB, November
		Emmitt Smith, RB, December
1993	-	Troy Aikman, QB, October
		Emmitt Smith, RB, December
1995	-	Emmitt Smith, RB, September
2006	-	Tony Romo, QB, November
2007	-	Tony Romo, QB, September
		Terrell Owens, WR, November
2009	-	Tony Romo, QB, November
2014	-	DeMarco Murray, RB, September
		DeMarco Murray, RB, October
		Tony Romo, QB, December

## NFC DEFENSIVE PLAYER OF THE MONTH

2011	-	Sean Lee, LB, September
2013	-	Sean Lee, LB, October
2017	-	DeMarcus Lawrence, DE, September
2021	-	Trevon Diggs, CB, September

## NFC SPECIAL TEAMS PLAYER OF THE MONTH

1996	-	Chris Boniol, K, November
1997	-	Richie Cunningham, K, September
1999	-	Jason Tucker, KR, December

## NFL OFFENSIVE ROOKIE OF THE MONTH

2004	-	Julius Jones, RB, November
2011	-	DeMarco Murray, RB, November
2016	-	Ezekiel Elliott, RB, October
		Dak Prescott, QB, November



**NFL DEFENSIVE ROOKIE OF THE MONTH**

1997	-	Dexter Coakley, LB, October
2005	-	DeMarcus Ware, LB, October
2018	-	Leighton Vander Esch, LB, November
2021	-	Micah Parsons, LB, November
	-	Micah Parsons, LB, December

**SUPER BOWL MOST VALUABLE PLAYER**

SB V	-	Chuck Howley, LB
SB VI	-	Roger Staubach, QB
SB XII	-	Harvey Martin, DE
	-	Randy White, DT/LB
SB XXVII	-	Troy Aikman, QB
SB XXVIII	-	Emmitt Smith, RB
SB XXX	-	Larry Brown, CB

**FEDEX GROUND PLAYER OF THE YEAR**

2016	-	Ezekiel Elliott
------	---	-----------------

**BUILT FORD TOUGH OFFENSIVE LINE OF THE YEAR**

2016	-	T. Smith, R. Leary, T. Frederick, Z. Martin, D. Free
------	---	--

**ED BLOCK COURAGE AWARD**

(nominee from each NFL team for courage in battling injuries)

1984	-	James Jones, RB
1985	-	Howard Richards, OL
1986	-	Tony Dorsett, RB
1987	-	Brian Baldinger, OL
1988	-	Randy White, DT
1989	-	Ed Jones, DE
1990	-	Kelvin Martin, WR
1991	-	Ken Norton, LB
1992	-	Daryl Johnston, FB
1993	-	Bill Bates, S
1994	-	Mark Stepnoski, C
1995	-	Erik Williams, T
1996	-	Kevin Smith, CB
1997	-	Tony Tolbert, DE
1998	-	Darren Woodson, S
1999	-	Ernie Mills, WR
2000	-	Greg Ellis, DE
2001	-	Mike Lucky, TE
2002	-	Dat Nguyen, LB
2003	-	Jamar Martin, FB
2004	-	# Julius Jones, RB
2005	-	Dan Campbell, TE
2006	-	Flozell Adams, T
2007	-	Jay Ratliff, NT
2008	-	Keith Davis, S
2009	-	Kyle Kosier, G
	-	Coach Joe DeCamillis, Special Courage Award
2010	-	Sam Hurd, WR
2011	-	Tony Romo, QB
2012	-	Jason Witten, TE
2013	-	Barry Church, S
2014	-	Tyrone Crawford, DT
2015	-	Sean Lee, LB
2016	-	Terrell McClain, DT
2017	-	Jaylon Smith, LB
2018	-	Zack Martin, G
2019	-	Travis Frederick, C
2020	-	Leighton Vander Esch, LB
2021	-	Dak Prescott, QB
2022	-	Michael Gallup, WR

**BOB LILLY AWARD** (voted by Cowboys fans for sportsmanship, dedication, leadership and achievement)

1985	-	Randy White, DT
1986	-	Randy White, DT
1987	-	Danny White, QB
1988	-	Ed Jones, DE
1989	-	Ed Jones, DE
1990	-	Bill Bates, S
1991	-	Bill Bates, S
1992	-	Troy Aikman, QB
1993	-	Bill Bates, S
1994	-	Bill Bates, S
1995	-	Troy Aikman, QB

1996	-	Emmitt Smith, RB
1997	-	Troy Aikman, QB
1998	-	Troy Aikman, QB
1999	-	Emmitt Smith, RB
2001	-	Emmitt Smith, RB
2002	-	Emmitt Smith, RB
2003	-	Darren Woodson, S
2004	-	Jason Witten, TE
2005	-	Drew Bledsoe, QB
2006	-	Tony Romo, QB
2007	-	Tony Romo, QB
2008	-	Jason Witten, TE
2009	-	DeMarcus Ware, LB
2010	-	Dez Bryant, WR
2011	-	DeMarcus Ware, LB
2012	-	Jason Witten, TE
2013	-	Barry Church, S
2014	-	Jason Witten, TE
2015	-	Jason Witten, TE
2016	-	Jason Witten, TE
2017	-	Jason Witten, TE
2018	-	Leighton Vander Esch, LB
2019	-	Dak Prescott, QB
2020	-	Dak Prescott, QB
2021	-	Dak Prescott, QB
2022	-	Dak Prescott, QB

**SPORTSMAN OF THE YEAR**

1994	-	Emmitt Smith (TSN)
------	---	--------------------

**DASA PRO ATHLETE OF THE YEAR**

1991	-	Michael Irvin, WR
	-	Emmitt Smith, RB
1993	-	Troy Aikman, QB
	-	Emmitt Smith, RB

**DASA BIG "D" AWARD**

1990	-	Jimmy Johnson
1991	-	Jerry Jones
1992	-	Emmitt Smith
2001	-	Troy Aikman
2004	-	Jerry Jones

**DASA FIELD SCOVELL AWARD**

1970	-	Dallas Cowboys
1971	-	Bob Lilly
1975	-	Roger Staubach
1977	-	Tom Landry
1980	-	Randy White
1981	-	Tony Dorsett
1992	-	Dallas Cowboys
1994	-	Troy Aikman
1995	-	Emmitt Smith
2001	-	Gil Brandt

**DASA COACH OF THE YEAR**

1995	-	Barry Switzer
2004	-	Bill Parcells

**DASA LEGENDS AWARD**

1993	-	Tom Landry
2001	-	Gene Stallings
2004	-	Herschel Walker

**DASA GARY BRIDELL COURAGE AWARD**

1994	-	Bill Bates
------	---	------------

**DASA ROLE MODEL AWARD**

1997	-	Daryl Johnston
1999	-	Darren Woodson
2002	-	Emmitt Smith

**PFWA GOOD GUY AWARD**

2009	-	Roy Williams (WR)
2010	-	Jon Kitna
2011	-	Marcus Spears
2012	-	Jason Witten
2013	-	Dez Bryant

STAFF

ALL-TIME  
HONORS

2022 SEASON

RECORDS

PLAYOFF  
RECORDS

HISTORY

SIDELINES

## PFWA GOOD GUY AWARD, cont.

2014	-	Jeremy Mincey
2015	-	Jeremy Mincey
2016	-	Brandon Carr
2017	-	Dak Prescott
2018	-	Tyrone Crawford
2019	-	Dak Prescott
2020	-	Ezekiel Elliott
2021	-	# Micah Parsons
2022	-	Jayron Kearse

NFL MAN OF THE YEAR (Walter Payton Man of the Year)  
(Dallas nominees, Club winner underlined when selected **BOLD** League winner)

1970	-	Bob Lilly, John Niland, Pettis Norman
1971	-	John Niland, Jethro Pugh, Roger Staubach
1972	-	John Niland, Jethro Pugh, Roger Staubach
1973	-	Calvin Hill, John Niland, Roger Staubach
1975	-	John Fitzgerald, Bill Gregory, Roger Staubach
1976	-	Ralph Neely, Roger Staubach, Mark Washington
1978	-	<b>Roger Staubach</b>
1980	-	Billy Joe DuPree, D.D. Lewis, <u>Drew Pearson</u>
1981	-	Billy Joe DuPree, <u>D.D. Lewis</u> , Robert Newhouse
1982	-	Bob Breunig, Tony Dorsett, Bill Joe DuPree
1983	-	Bob Breunig, Butch Johnson, <u>Danny White</u>
1984	-	Bob Breunig, <u>Doug Cosbie</u> , Howard Richards
1985	-	Bill Bates
1986	-	Jim Jeffcoat
1987	-	Jim Jeffcoat
1988	-	Herschel Walker
1989	-	Evenson Walls
1990	-	Jim Jeffcoat
1991	-	Troy Aikman

1992	-	<u>Troy Aikman</u> , Jim Jeffcoat, James Washington
1993	-	<u>Troy Aikman</u> , Russell Maryland, James Washington
1994	-	Troy Aikman
1995	-	<u>Troy Aikman</u> , Daryl Johnston, Russell Maryland
1996	-	<u>Troy Aikman</u> , Bill Bates, Daryl Johnston
1997	-	<u>Troy Aikman</u> , Daryl Johnston, Emmitt Smith
1998	-	Richie Cunningham, <u>Daryl Johnston</u> , Emmitt Smith
1999	-	Emmitt Smith
2000	-	Ebenezer Ekuban, Chad Hennings, <u>Darren Woodson</u>
2001	-	<u>Ebenezer Ekuban</u> , Emmitt Smith, Darren Woodson
2002	-	Ebenezer Ekuban, Joey Galloway, Kelvin Garmon, <u>Emmitt Smith</u> , Darren Woodson
2003	-	Ebenezer Ekuban, Joey Galloway, Dat Nguyen, Roy Williams, <u>Darren Woodson</u>
2004	-	Keyshawn Johnson, Dat Nguyen, <u>Roy Williams</u>
2005	-	La'Roi Glover, <u>Keyshawn Johnson</u> , Roy Williams
2006	-	Terence Newman, DeMarcus Ware, <u>Roy Williams</u>
2007	-	DeMarcus Ware, Roy Williams, <u>Jason Witten</u>
2008	-	Bradie James, DeMarcus Ware, <u>Jason Witten</u>
2009	-	Bradie James, DeMarcus Ware, Jason Witten
2010	-	Terence Newman, DeMarcus Ware, <u>Jason Witten</u>
2011	-	<u>Bradie James</u> , DeMarcus Ware, Jason Witten
2012	-	Miles Austin, Brandon Carr, <u>Jason Witten</u>
2013	-	<u>Brandon Carr</u> , DeMarcus Ware, Jason Witten
2014	-	DeMarco Murray
2015	-	Brandon Carr
2016	-	Sean Lee
2017	-	Travis Frederick
2018	-	Dak Prescott
2019	-	Travis Frederick
2020	-	Jaylon Smith
2021	-	Dak Prescott
2022	-	<b>Dak Prescott</b>

AP - Associated Press; CPFN - College & Pro Football Newsweekly; DASA - Dallas All Sports Association; FD - Football Digest; FN - Football News; NEA - Newspaper Enterprise Association; PFG - Pro Football Guide; PFHF - Pro Football Hall of Fame; PFW - Pro Football Weekly; PFWA - Pro Football Writers of America; SBJ - Sports Business Journal; TP - The Players vote; TSN - The Sporting News; UPI - United Press International



Four members of the Dallas Cowboys have won the prestigious NFL Man of the Year Award - Roger Staubach (1978), Troy Aikman (1997), Jason Witten (2012) and Dak Prescott (2022). In 1999 the award was re-named the Walter Payton NFL Man of the Year Award.



# Cowboys All-Time Draft By College

**A**

Air Force.....	1
Akron.....	1
Alabama.....	12
Alabama-Birm.....	1
Alabama State.....	1
Albany State.....	3
Amherst.....	1
Appalachian State.....	1
Arizona.....	9
Arizona State.....	14
Arkansas.....	3
Auburn.....	7

**B**

Ball State.....	3
Baylor.....	8
Bethune-Cookman.....	3
Bishop.....	1
Boise State.....	7
Boston College.....	10
Boston University.....	1
Bowling Green.....	1
Brigham Young.....	5
Buffalo.....	1

**C**

California.....	8
Cal-Lutheran.....	1
Cal Poly SLO.....	2
Carson-Newman.....	1
Catawba.....	1
Central Florida.....	2
Central Michigan.....	2
Central Missouri St.....	1
Central State.....	2
Central Washington St.....	1
Cincinnati.....	6
Clemson.....	8
Coffeyville, JC (Kansas).....	1
Colgate.....	1
Colorado.....	11
Colorado State.....	5
Connecticut.....	2

**D**

Dade, JC.....	1
Dayton.....	2
Delaware.....	1
Delaware State.....	1
Duke.....	1

**E**

East Carolina.....	5
East Texas State.....	1
Eastern Illinois.....	1
Eastern Michigan.....	2
Eastern Washington.....	1
Edward Waters College.....	1
Elizabeth City State.....	1
Emory & Henry.....	1
Emporia State.....	1
Evansville.....	1

**F**

Findlay (Ohio).....	1
Florida.....	16
Florida A&M.....	3
Florida State.....	12
Fort Valley State.....	2
Fresno State.....	4

**G**

Geneva, Pa.....	1
Georgia.....	10
Georgia Southern.....	1
Georgia Tech.....	6
Gambling.....	3
Gustavus Adolphus.....	1

**H**

Hampton.....	1
Harvard.....	1
Hawaii.....	4
Henderson J.C.....	1
Holy Cross.....	1
Houston.....	7
Howard Payne.....	1
Humboldt State.....	1

**I**

Idaho State.....	1
Illinois.....	5
Illinois Wesleyan.....	1
Indiana.....	6
Indiana (PA).....	1
Indiana State.....	1
Iowa.....	9
Iowa State.....	4

**J**

Jackson State.....	1
James Madison.....	2
Johnson C. Smith.....	1

**K**

Kansas.....	5
Kansas State.....	3
Kentucky.....	7
Kentucky State.....	1
Kilgore, JC.....	1

**L**

Lane College.....	1
Langston.....	1
Lewis & Clark.....	1
Liberty.....	3
Livingstone College.....	1
Livingston State.....	1
Long Beach State.....	2
Louisiana State.....	8
Louisiana Tech.....	1
Louisville.....	3

**M**

Maine.....	2
Marquette.....	2
Marshall.....	1
Maryland.....	7
McMurry.....	1
McNeese State.....	1
Memphis.....	2
Miami, Fla.....	11
Miami, Ohio.....	1
Michigan.....	11
Michigan State.....	12
Mid. Tennessee St.....	2
Millersville State.....	1
Minnesota.....	3
Mississippi.....	6
Mississippi State.....	6
Mississippi Valley.....	1
Missouri.....	9
Missouri State.....	1
Montana.....	3
Montana State.....	1
Morehead State.....	1
Morgan State.....	1

**N**

Navy.....	1
Nebraska.....	12
Nebraska-Omaha.....	1
Nevada-Las Vegas.....	2
Nevada-Reno.....	2
New Mexico.....	4
No College.....	1
Norfolk State.....	2
North Carolina.....	10
North Carolina A&T.....	2
North Carolina Central.....	1
North Carolina State.....	5
North Dakota.....	2
North Texas.....	1
Northeast Louisiana.....	1
Northern Arizona.....	2
Northern Colorado.....	1
Northern Illinois.....	2
Northern Michigan.....	4
Northwestern.....	3
NW Louisiana.....	1
NW Oklahoma.....	1
Notre Dame.....	10

**O**

Ohio.....	1
Ohio State.....	13
Oklahoma.....	15
Oklahoma State.....	5
Oregon.....	11
Oregon State.....	8

**P**

Pacific.....	5
Penn State.....	11
Pittsburgh.....	8
Pomona-Pitzer.....	1
Prairie View A&M.....	2
Purdue.....	5

**R**

Rice.....	4
Rutgers.....	2

**S**

Sacred Heart.....	1
Salem.....	1
San Diego State.....	4
San Francisco State.....	2
San Jose State.....	2
Santa Clara.....	1
Sonoma State.....	1
South Alabama.....	1
South Carolina.....	6
Southern.....	1
Southern California.....	14
Southern Illinois.....	2
Southern Methodist.....	2
Southern Mississippi.....	6
Stanford.....	9
Stephen F. Austin.....	1
Syracuse.....	3

**T**

Tarleton State.....	1
Temple.....	2
Tennessee.....	17
Tennessee-Chat.....	2
Tennessee A&I.....	1
Tennessee State.....	2
Texas.....	12
Texas-El Paso.....	1
Texas A&M.....	7
Texas Christian.....	4

Texas Southern.....	3
Texas Tech.....	8
Texas Western.....	1
Trinity Valley CC.....	1
Troy.....	1
Tulsa.....	10

**U**

UCLA.....	17
UC-Riverside.....	1
Utah.....	4
Utah State.....	1

**V**

Virginia Military Institute.....	1
Vanderbilt.....	4
Villanova.....	1
Virginia.....	3
Virginia State.....	1
Virginia Tech.....	6
Virginia Union.....	2
VPI.....	1

**W**

Wake Forest.....	2
Washington.....	12
Washington State.....	2
Weber State.....	3
West Texas A&M.....	3
West Virginia.....	5
West Virginia Tech.....	1
Western Illinois.....	2
Western Kentucky.....	1
William & Mary.....	2
Winston-Salem.....	1
Wisconsin.....	8
Wittenberg.....	1
Wyoming.....	6

**Y**

Yale.....	3
Youngstown State.....	2

## TOP SCHOOLS

Tennessee.....	17
UCLA.....	17
Florida.....	16
Oklahoma.....	15
Arizona State.....	14
Southern California.....	14
Ohio State.....	13
Alabama.....	12
Florida State.....	12
Michigan State.....	12
Nebraska.....	12
Texas.....	12
Washington.....	12
Colorado.....	11
Miami.....	11
Michigan.....	11
Oregon.....	11
Penn State.....	11
Boston College.....	10
Georgia.....	10
North Carolina.....	10
Notre Dame.....	10
Tulsa.....	10

STAFF

ALL-TIME DRAFT  
BY COLLEGE

2022 SEASON

RECORDS

PLAYOFF  
RECORDS

HISTORY

SIDELINES

## Cowboys All-Time Draft

## 1960

EXPANSION DRAFT			
Player	Pos.	College	
<b>FROM BALTIMORE</b>			
L.G. DUPRE	RB	Baylor	
RAY KROUSE	DE	Maryland	
DAVE SHERER	WR/P	Southern Methodist	
<b>FROM CHICAGO</b>			
DON HEALY	DT	Maryland	
JACK JOHNSON	RB	Miami, Fla.	
PETE JOHNSON	RB	V.M.I.	
<b>FROM CLEVELAND</b>			
LEROY BOLDEN	RB	Michigan State	
FRANK CLARKE	WR/TE	Colorado	
ED MODZELEWSKI	RB	Maryland	
<b>FROM DETROIT</b>			
CHARLES ANE	C	Southern California	
GENE CRONIN	LB	Pacific	
JIM DORAN	WR	Iowa State	
<b>FROM GREEN BAY</b>			
NATE BORDEN	DE	Indiana	
BILL BUTLER	S	Tenn. Chattanooga	
DON McILHENNY	RB	Southern Methodist	
<b>FROM L.A. RAMS</b>			
TOM FRANCKHAUSER	CB	Purdue	
BOB FRY	T	Kentucky	
DUANE PUTNAM	G	Pacific	
<b>FROM N.Y. GIANTS</b>			
AL BARRY	G	Southern California	
MELWOOD "BUZ" GUY	G	Duke	
DON HEINRICH	QB	Washington	
<b>FROM PHILADELPHIA</b>			
DICK BIELSKI	TE	Maryland	
GERRY DeLUCCA	T	Mid. Tennessee St.	
BILL STRIEGEL	LB	Pacific	
<b>FROM PITTSBURGH</b>			
RAY FISHER	T/DT	Eastern Illinois	
BOBBY LUNA	RB	Alabama	
RAY MATHEWS	WR	Clemson	
<b>FROM ST. LOUIS</b>			
BOB CROSS	T	Kilgore J.C.	
ED HUSMANN	DT	Nebraska	
JACK PATERA	LB	Oregon	
<b>FROM SAN FRANCISCO</b>			
FRED DUGAN	WR	Dayton	
JOHN GONZAGA	DE	no college	
JERRY TUBBS	LB	Oklahoma	
<b>FROM WASHINGTON</b>			
TOM BRAATZ	LB	Marquette	
JOE NICELY	C	West Virginia	
DOYLE NIX	RB	Southern Methodist	

## 1961

(Drafted 2nd)			
Rd.	Player	Pos.	College Sel. #
1.	(A) No Choice – Traded along with sixth round choice to Washington for Eddie LeBaron.		
1.	(B) BOB LILLY	DT	Texas Christian ..... 13
	Choice from Cleveland for first round pick in 1962.		
2.	E.J. HOLUB	LB	Texas Tech ..... 16
	(went to AFL)		
3.	STEW BARBER	G	Penn State ..... 30
	(went to AFL)		
4.	SONNY DAVIS	WR	Baylor ..... 44
5.	No Choice – Traded to San Francisco for Gene Babb.		
6.	No Choice – Traded, along with first round choice, to Washington for LeBaron.		
7.	ART GIMORE	HB	Oregon State ..... 66
8.	DON TALBERT*	T	Texas ..... 100
9.	GLYNN GREGORY	HB	Southern Methodist 114

BOLD Indicates Made Active Roster

10.	No Choice – Traded to Green Bay for Fred Cone.		
11.	NORRIS STEVENSON	HB	Missouri ..... 142
12.	LOWNDES SHINGLER	QB	Clemson ..... 156
13.	DON GOODMAN	HB	Florida ..... 170
14.	BILL SHAW	G	Georgia Tech ..... 184
	(went to AFL)		
15.	JULIUS VARNADO	T	San Francisco State 198
	(went to AFL)		
16.	JERRY STEFFEN	HB	Colorado ..... 212
17.	EVERETT CLOUD	HB	Maryland ..... 226
18.	RANDY WILLIAMS	HB	Indiana ..... 240
19.	LYNN HOYEM*	C	Long Beach State .. 254
20.	JERRY MORGAN	QB	Iowa State ..... 268

## 1962

(Drafted 4th)			
Rd.	Player	Pos.	College Sel. #
1.	No Choice – Traded to Cleveland for first round pick in 1961.		
2.	SONNY GIBBS*	QB	Texas Christian ..... 18
3.	(A) No Choice – Traded to Chicago for Don Meredith.		
3.	(B) BOBBY PLUMMER	G	Texas Christian ..... 39
	Choice from Cleveland for Duane Putnam.		
4.	No Choice – Traded to San Francisco for Bill Herchman.		
5.	No Choice – Traded to Los Angeles for Jimmy Harris.		
6.	(A) DONNIE DAVIS	TE	Southern University ... 74
6.	(B) GEORGE ANDRIE	DE	Marquette ..... 82
	Choice and Allen Green from New York for Fred Dugan.		
7.	No Choice – Traded to Los Angeles for John Houser.		
8.	KEN TUREAUD	RB	Michigan ..... 102
9.	No Choice – Traded to Baltimore for Don Perkins.		
10.	JOHN M. LONGMEYER	G	Southern Illinois ..... 130
11.	LARRY HUDAS	WR	Michigan State ..... 144
12.	No Choice – Traded to Green Bay for Steve Meilinger.		
13.	ROBERT MOSES	TE	Texas ..... 172
14.	HAROLD HAYS*	G	Southern Mississippi. 186
15.	GUY REESE	T	Southern Methodist .. 200
16.	ROBERT JOHNSTON	T	Rice ..... 214
17.	RAY JACOBS	DT	Howard Payne ..... 228
	(went to AFL)		
18.	DAVE CLOUTIER*	RB	Maine ..... 242
	(went to AFL)		
19.	PAUL HOLMES	T	Georgia ..... 256
20.	AMOS BULLOCKS	RB	Southern Illinois ..... 270

## 1963

(Drafted 6th)			
Rd.	Player	Pos.	College Sel. #
1.	LEE ROY JORDAN	LB	Alabama ..... 6
2.	No Choice – Traded along with ninth round choice to Chicago for Chuck Howley.		
3.	JIM PRICE	LB	Auburn ..... 34
4.	WHALEY HALL*	G	Mississippi ..... 48
5.	No Choice – Traded to New York for Dick Nolan.		
6.	No Choice – Traded to Green Bay for John Sutro.		
7.	MARV CLOTHIER	G	Kansas ..... 90
8.	No Choice – Traded to Green Bay for Lee Folkins.		
9.	No Choice – Traded along with second round choice to Chicago for Chuck Howley.		
10.	ROD SCHEYER	T	Washington ..... 132
11.	RAY SCHOENKE	C	Southern Methodist .. 146
12.	BILL PERKINS	FB	Iowa ..... 160
13.	PAUL WICKER*	T	Fresno State ..... 174
14.	LOU CIOCI	LB	Boston College ..... 188
15.	JERRY OVERTON	WR	Utah ..... 202
16.	DENNIS GOLDEN	T	Holy Cross ..... 216
17.	ERNEST PARKS*	G	McMurry ..... 230
	(went to AFL)		
18.	BILL FRANK	T	Colorado ..... 244
19.	JIM STIGER	RB	Washington ..... 258
20.	TOMMY LUCAS	TE	Texas ..... 272

1964

(Drafted 4th)

Rd.	Player	Pos.	College	Sel. #
1.	SCOTT APPLETON	DT	Texas	4
2.	MEL RENFRO	DB	Oregon	17
3.	No Choice	-	Traded to L.A. Rams for Bob Long and John Meyers.	
4.	PERRY LEE DUNN	DB	Mississippi	45
5.	No Choice	-	Traded to Green Bay for Gary Barnes	
6.	(A) BILLY LOTHRIDGE	K-QB	Georgia Tech	73
6.	(B) JIM CURRY	WR	Cincinnati	82
			Choice from Cleveland for Andy Cvercko.	
6.	(C) JIMMY EVANS	WR	Texas Western	83
			Choice from Green Bay for Jerry Norton.	
7.	BOB HAYES*	WR	Florida A&M	88
8.	AL GEVERINK	RB	UCLA	101
9.	JAKE KUPP	G	Washington	116
10.	ROGER STAUBACH*	QB	Navy	129
11.	BOBBY CRENSHAW	G	Baylor	144
			(went to AFL)	
12.	JOHNNY NORMAN	WR	NW Louisiana	157
13.	JERRY RHOME*	QB	Tulsa	172
14.	JIM WORDEN	LB	Wittenberg	185
15.	BILL VAN BURKLEO	WR	Tulsa	200
16.	PAUL CERCEL	C	Pittsburgh	213
17.	HARRY ABELL*	LB	Missouri	228
			(went to AFL)	
18.	No Selection	-	Player chosen not eligible.	
19.	H.D. MURPHY	DB	Oregon	256
20.	JOHN HUGHES	LB	Southern Methodist	269

1965

(Drafted 6th)

Rd.	Player	Pos.	College	Sel. #
1.	CRAIG MORTON	QB	California	5
2.	MALCOLM WALKER	LB	Rice	19
3.	No Choice	-	Traded to Green Bay	
4.	(A) JIM SIDLE	FB	Auburn	47
4.	(B) BOB SVIHUS	T	Southern California	53
			(went to AFL) Choice from Detroit for Sonny Gibbs.	
5.	ROGER PETTEE	LB	Florida	61
6.	SONNY UTZ	RB	VPI	75
7.	BRIG OWENS	DB	Cincinnati	89
8.	RUSSELL WAYT	LB	Rice	103
9.	JIM ZANIOS	FB	Texas Tech.	117
10.	GAYLON MCCOLLOUGH	C	Alabama	131
11.	JETHRO PUGH	DT	Elizabeth City State	145
12.	ERNE KELLERMAN	QB	Miami, OH	159
13.	JACK SCHRAUB	TE	California	173
14.	GARRY PORTERFIELD	DE	Tulsa	187
15.	GENE FOSTER	RB	Arizona State	201
			(went to AFL)	
16.	DOUG McDOUGAL	E	Oregon State	215
17.	MITCH JOHNSON	T	UCLA	229
18.	MARTIN AMSLER	DT	Evansville	243
19.	MERV RETTENMUND	HB	Ball State	257
20.	RON BARLOW*	T	Kansas State	271

1966

(Drafted 5th)

Rd.	Player	Pos.	College	Sel. #
1.	JOHN NILAND	G	Iowa	5
2.	WILLIE TOWNES*	DE	Tulsa	22
3.	No Choice	-	Traded to San Francisco for Leon Donohue.	
4.	No Choice	-	Traded to Baltimore for Ralph Neely.	
5.	(A) No Choice	-	Traded to San Francisco for J.D. Smith.	
5.	(B) WALT GARRISON	RB	Oklahoma State	79
			Choice from Baltimore through Detroit for Amos Marsh.	
6.	BOB DUNLEVY	WR	West Virginia	86
7.	ART ROBINSON	TE	Florida A&M	100
8.	DON KUNIT	RB	Penn State	116
9.	DARRELL ELAM	FL	West Virginia Tech	130
10.	MASON MITCHELL	RB	Washington	146
11.	AUSTIN DENNEY*	TE	Tennessee	160
12.	(A) LES SHY	RB	Long Beach State	173
			Choice from Pittsburgh for Lee Folkins.	

12.	(B) CRAIG BAYNHAM*	RB	Georgia Tech	176
13.	RONNIE LAMB	RB	South Carolina	190
14.	LEWIS TURNER	RB	Norfolk State	206
15.	MARK GARTUNG*	DT	Oregon State	220
16.	TOM PIGGEE	RB	San Francisco State	236
17.	GEORGE ALLEN	T	West Texas State	250
			(went to AFL)	

18.	STEVE ORR	DT	Washington	266
18.	BYRON JOHNSON	T	Central Wash, St.	280
20.	LOU HUDSON	FL	Minnesota	296

1967

(Drafted 23rd)

Rd.	Player	Pos.	College	Sel. #
1.	No Choice	-	Given along with second- and two fifth round choices, to Houston for Ralph Neely.	
2.	No Choice	-	Given along with first- and two fifth round choices to Houston for Ralph Neely.	
3.	PHIL CLARK	DB	Northwestern	76
4.	CURTIS MARKER	G	Northern Michigan	103
5.	(A) No Choice	-	Choice and Jim Steffen from Washington for Brig Owens, Mitch Johnson, and Jake Kupp; given along with first, second and fifth round choices to Houston for Ralph Neely.	
5.	(B) No Choice	-	From Cleveland for Joe Bob Isbell; given along with first, second and fifth round choices to Houston for Ralph Neely.	
5.	(C) No Choice	-	Traded to Green Bay for Henry Gremminger.	
6.	SIMS STOKES	DB	Northern Arizona	157
7.	RAYFIELD WRIGHT	DE	Fort Valley State	182
8.	STEVE LAUB	QB	Illinois Wesleyan	208
9.	BYRON MORGAN	DB	Findlay (Ohio)	234
10.	EUGENE BOWENS	RB	Tennessee A&I	260
11.	PAT RILEY	WR	Kentucky	285
12.	HAROLD DETERS	K	North Carolina State	312
13.	AL KERKIAN	DE	Akron	338
14.	TOM BOYD	G	Tarleton State	364
15.	LEAVIE DAVIS	DB	Edward Waters Col.	390
16.	PAUL BROTHERS	HB	Oregon State	416
17.	GEORGE ADAMS	LB	Morehead State	442

1968

(Drafted Alternately 20th, 19th, 21st)

Rd.	Player	Pos.	College	Sel. #
1.	DENNIS HOMAN	FL	Alabama	20
2.	DAVID McDANIELS	WR	Mississippi Valley	45
3.	(A) No Choice	-	Traded to Minnesota for Lance Rentzel.	
3.	(B) ED HARMON	LB	Louisville	71
			Choice from Chicago for Austin Denney and Mac Percival.	
4.	(A) No Choice	-	Traded to New Orleans for Larry Stephens.	
4.	(B) JOHN DOUGLAS	LB	Missouri	97
			Choice from New York for Jim Colvin.	
5.	BLAINE NYE	G	Stanford	130
6.	D.D. LEWIS	LB	Mississippi State	159
7.	BOB TAUCHER	T	Nebraska	185
8.	FRANK BROWN	DE	Albany State	211
9.	KEN KMIEC	DB	Illinois	241
10.	BEN OLISON	FL	Kansas	266
11.	RON SHOTTS	RB	Oklahoma	292
12.	WILSON WHITTY	LB	Boston University	321
13.	CARTER LORD	TE	Harvard	347
14.	RON WILLIAMS	DB	West Virginia	373
15.	TOMMY LUNCEFORD	P	Auburn	402
16.	LARRY COLE	DE	Hawaii	428
17.	GEORGE NORDGREN	RB	Houston	454

1969

(Drafted Alternately 24th, 23rd, 22nd)

Rd.	Player	Pos.	College	Sel. #
1.	CALVIN HILL	RB	Yale	24
2.	RICHMOND FLOWERS	WR	Tennessee	49
3.	(A) TOM STINCIC	LB	Michigan	68
3.	(B) HALVOR HAGEN	DE	Weber State	74
			Choice from San Francisco for Harold Hayes.	
4.	No Choice	-	Traded to New Orleans for Dave Simmons.	
5.	(A) No Choice	-	Traded to Baltimore for Andy Stynchula.	

## 1969 Draft, cont.

5.	(B) CHUCK KYLE.....	LB.....	Purdue.....	125
	Choice from Los Angeles for Coy Bacon.			
6.	RICH SHAW.....	FL.....	Arizona State.....	152
7.	LARRY BALES.....	WR.....	Emory & Henry.....	180
8.	ELMER BENHARDT.....	LB.....	Missouri.....	205
9.	CLAXTON WELCH.....	RB.....	Oregon.....	230
10.	STUART GOTTlieb.....	G.....	Weber State.....	258
11.	CLARENCE WILLIAMS.....	DT.....	Prairie View A&M.....	283
12.	BOB BELDEN.....	QB.....	Notre Dame.....	308
13.	RENE MATISON.....	WR.....	New Mexico.....	336
14.	GERALD LUTRI.....	T.....	Northern Michigan.....	361
15.	BILL JUSTUS.....	DB.....	Tennessee.....	386
16.	FLOYD KERR.....	DB.....	Colorado State.....	414
17.	BILL BAILEY.....	DT.....	Lewis & Clark.....	439

## 1970

(Drafted 23rd)

Rd.	Player	Pos.	College	Sel. #
1.	DUANE THOMAS.....	RB.....	West Texas.....	23
2.	(A) BOB ASHER.....	T.....	Vanderbilt.....	27
	Choice from Chicago for Craig Baynham and Phil Clark.			
2.	(B) MARGENE ADKINS.....	WR.....	Henderson J.C.....	49
3.	(A) CHARLIE WATERS.....	CB.....	Clemson.....	66
	Choice from Houston through Cleveland for Jerry Rhome.			
3.	(B) STEVE KINER.....	LB.....	Tennessee.....	73
	Choice from Cleveland for Jerry Rhome.			
3.	(C) DENTON FOX.....	S.....	Texas Tech.....	75
4.	JOHN FITZGERALD.....	T.....	Boston College.....	101
	No Choice – Traded to St. Louis for Bobby Joe Conrad.			
6.	PAT TOOMAY.....	DE.....	Vanderbilt.....	153
7.	DON ABBEY.....	LB.....	Penn State.....	179
8.	JERRY DOSSEY.....	G.....	Arkansas.....	205
9.	ZENON ANDRUSYSHYN.....	K.....	UCLA.....	231
10.	PETE ATHAS.....	S.....	Dade J.C.....	257
11.	IVAN SOUTHERLAND.....	DT.....	Clemson.....	283
12.	JOE WILLIAMS.....	RB.....	Wyoming.....	309
13.	MARK WASHINGTON.....	CB.....	Morgan State.....	335
14.	JULIAN MARTIN.....	WR.....	N. Carolina Central.....	361
15.	KEN DeLONG.....	TE.....	Tennessee.....	387
16.	SEABERN HILL.....	CB.....	Arizona State.....	411
17.	GLENN PATTERSON.....	C.....	Nebraska.....	438

## 1971

(Drafted 25th)

Rd.	Player	Pos.	College	Sel. #
1.	TODY SMITH.....	DE.....	Southern California.....	25
2.	ISAAC THOMAS.....	CB.....	Bishop.....	51
3.	(A) SAM SCARBER.....	RB.....	New Mexico.....	69
	Choice from St. Louis for John Wilbur.			
3.	(B) BILL GREGORY.....	DE.....	Wisconsin.....	77
4.	(A) JOE CARTER.....	TE.....	Grambling.....	80
	Choice from New Orleans for Willie Townes.			
4.	(B) BUDDY MITCHELL.....	T.....	Mississippi.....	103
5.	RON KADZIEL.....	LB.....	Stanford.....	129
6.	STEVE MAIER.....	WR.....	Northern Arizona.....	155
7.	BILL GRIFFIN.....	T-G.....	Catawba.....	181
8.	RON JESSIE.....	WR.....	Kansas.....	206
9.	HONOR JACKSON.....	WR.....	Pacific.....	233
10.	RODNEY WALLACE.....	DT.....	New Mexico.....	259
11.	ERNEST BONWELL.....	LB.....	Lane College.....	285
12.	STEVE GOEPEL.....	QB.....	Colgate.....	311
13.	JAMES FORD.....	RB.....	Texas Southern.....	337
14.	TYRONE COUEY.....	DB.....	Utah State.....	363
15.	BOB YOUNG.....	TE.....	Delaware.....	389
16.	JOHN BRENNAN.....	T.....	Boston College.....	415
17.	JOHN BOMER.....	C.....	Memphis State.....	440

## 1972

(Drafted 26th)

Rd.	Player	Pos.	College	Sel. #
1.	BILL THOMAS.....	RB.....	Boston College.....	26
2.	(A) ROBERT NEWHOUSE.....	RB.....	Houston.....	35
	Choice from New England for Halvor Hagen and Honor Jackson.			

2.	(B) JOHN BABINECZ.....	LB.....	Villanova.....	39
	Choice from New Orleans for Margene Adkins.			
2.	(C) CHARLES MCKEE.....	WR.....	Arizona.....	52
3.	(A) MIKE KELLER.....	LB.....	Michigan.....	64
	Choice from New England for Halvor Hagen and Honor Jackson.			
3.	(B) MARV BATEMAN.....	P-K.....	Utah.....	78
4.	(A) TIM KEARNEY.....	LB.....	Northern Michigan.....	83
	Choice from New Orleans for Joe Williams.			
4.	(B) ROBERT WEST.....	WR.....	San Diego State.....	90
	Choice from New England for Steve Kiner.			
4.	(C) CHARLES ZAPIEC.....	LB.....	Penn State.....	93
	Choice from Detroit for Ron Jessie.			
4.	(D) No Choice – Traded to New Orleans for Don Talbert.			
5.	No Choice – Traded to San Diego for Tony Liscio.			
6.	CHARLES BOLDEN.....	DB.....	Iowa.....	156
7.	No Choice – Traded to Chicago for Lee Roy Caffey.			
8.	RALPH COLEMAN.....	LB.....	North Carolina A&T.....	208
9.	ROY BELL.....	RB.....	Oklahoma.....	234
10.	RICHARD AMMAN.....	DE.....	Florida State.....	260
11.	LONNIE LEONARD.....	T-G.....	North Carolina A&T.....	286
12.	JIMMY HARRIS.....	WR.....	Ohio State.....	312
13.	JEAN FUGETT.....	TE.....	Amherst.....	338
14.	ALAN THOMPSON.....	RB.....	Wisconsin.....	363
15.	CARLOS ALVAREZ.....	WR.....	Florida.....	390
16.	GORDON LONGMIRE.....	QB.....	Utah.....	416
17.	ALFONSO CAIN.....	DT.....	Bethune-Cookman.....	442

## 1973

(Drafted Alternately 20th, 22nd, 21st)

Rd.	Player	Pos.	College	Sel. #
1.	BILLY JOE DuPREE.....	TE.....	Michigan State.....	20
1.	(A) GOLDEN RICHARDS.....	WR.....	Hawaii.....	46
	Choice from Green Bay for Ron Widby and Ike Thomas.			
2.	(B) No Choice – To Chicago as compensation for signing Jack Cannon.			
3.	(A) HARVEY MARTIN.....	DT.....	East Texas State.....	53
	Choice from Houston through New Orleans for Tom Stincic.			
3.	(B) No Choice – Traded to New England for Tom Sellers.			
4.	DRANE SCRIVENER.....	DB.....	Tulsa.....	98
5.	BRUCE WALTON.....	T.....	UCLA.....	126
6.	BOB LEYEN.....	G.....	Yale.....	151
7.	RODRIGO BARNES.....	LB.....	Rice.....	176
8.	DAN WERNER.....	QB.....	Michigan State.....	204
9.	MIKE WHITE.....	CB.....	Minnesota.....	229
10.	CARL JOHNSON.....	LB.....	Tennessee.....	254
11.	GERALD CASWELL.....	G.....	Colorado State.....	282
12.	JIM ARNESON.....	G.....	Arizona.....	307
13.	JOHN SMITH.....	WR.....	UCLA.....	332
14.	BOB THORNTON.....	G-C.....	North Carolina.....	360
15.	WALT BAISY.....	LB.....	Grambling.....	385
16.	JOHN CONLEY.....	TE.....	Hawaii.....	410
17.	LES STRAYHORN.....	RB.....	East Carolina.....	438

## 1974

(Drafted Alternately 22nd, 21st, 20th, 23rd)

Rd.	Player	Pos.	College	Sel. #
1.	(A) ED JONES.....	DE.....	Tennessee State.....	1
	Choice from Houston for Tody Smith and Billy Parks.			
1.	(B) CHARLES YOUNG.....	RB.....	North Carolina State.....	22
2.	No Choice – Choice and Ron Sellers to Miami for Otto Stowe.			
3.	(A) DANNY WHITE.....	QB.....	Arizona State.....	53
	Choice from Houston for Tody Smith and Billy Parks.			
3.	(B) CALVIN PETERSON.....	LB.....	UCLA.....	72
4.	(A) KEN HUTCHERSON.....	LB.....	Livingston State.....	97
	Choice from Oakland for Gloster Richardson.			
4.	(B) ANDY ANDRADE.....	RB-DB.....	Northern Michigan.....	101
5.	JOHN KELSEY.....	T.....	Missouri.....	126
6.	JIM BRIGHT.....	DB.....	UCLA.....	151
7.	RAYMOND NESTER.....	LB.....	Michigan State.....	176
8.	MIKE HOLT.....	DB.....	Michigan State.....	205
9.	BILL DULIN.....	T.....	Johnson C. Smith.....	230
10.	DENNIS MORGAN.....	DB.....	Western Illinois.....	255
11.	HARVEY McGEE.....	WR.....	Southern Mississippi.....	280
12.	KEITH BOBO.....	QB.....	Southern Methodist.....	309

13.	FRED LIMA.....K.....	Colorado.....	334
14.	DOUG RICHARDS.....DB.....	Brigham Young.....	359
15.	BRUCE CRAFT.....DT.....	Geneva, Pa.....	384
16.	GENE KILLIAN.....T.....	Tennessee.....	413
17.	LAWRIE SKOLOOD.....T.....	North Dakota.....	438

## 1975

(Drafted 18th)

Rd.	Player	Pos.	College	Sel. #
1.	(A) RANDY WHITE.....DE.....	Maryland.....	2	
	Choice from N.Y. Giants for Craig Morton.			
1.	(B) THOMAS HENDERSON.....LB.....	Langston.....	18	
2.	BURTON LAWLESS.....G.....	Florida.....	44	
3.	BOB BREUNIG.....LB.....	Arizona State.....	70	
4.	(A) PAT DONOVAN.....DE.....	Stanford.....	90	
	Choice from Houston for Mike Montgomery.			
4.	(B) RANDY HUGHES.....DB.....	Oklahoma.....	96	
5.	(A) KYLE DAVIS.....C.....	Oklahoma.....	113	
	Choice from Green Bay for Jack Concannon.			
5.	(B) No Choice - Traded to Cincinnati for Clint Longley.			
6.	ROLLY WOOLSEY.....DB.....	Boise State.....	148	
7.	MICHAEL HEGMAN.....LB.....	Tennessee State.....	173	
8.	MITCH HOOPES.....P.....	Arizona.....	200	
9.	ED JONES.....DB.....	Rutgers.....	226	
10.	DENNIS BOOKER.....RB.....	Millersville State.....	252	
11.	GREG KRPALEK.....C.....	Oregon State.....	278	
12.	CHUCK BLAND.....DB.....	Cincinnati.....	304	
13.	HERB SCOTT.....G.....	Virginia Union.....	330	
14.	SCOTT LAIDLAW.....RB.....	Stanford.....	356	
15.	WILLIE HAMILTON.....RB.....	Arizona.....	382	
16.	PETE CLARK.....TE.....	Colorado State.....	407	
17.	JIM TESTERMAN.....TE.....	Dayton.....	434	

## 1976

(Drafted 23th)

Rd.	Player	Pos.	College	Sel. #
1.	AARON KYLE.....DB.....	Wyoming.....	27	
2.	(A) JIM JENSEN.....RB.....	Iowa.....	40	
	Choice from N.Y. Giants for Craig Morton.			
2.	(B) JIM EIDSON.....G.....	Mississippi State.....	55	
3.	(A) DUKE FERGERSON.....WR.....	San Diego State.....	73	
	Choice from San Francisco for Bob Hayes.			
3.	(B) JOHN SMITH.....RB.....	Boise State.....	75	
	Choice from Denver for Otto Stowe.			
3.	(C) BUTCH JOHNSON.....WR.....	UC-Riverside.....	87	
4.	TOM RAFFERTY.....G.....	Penn State.....	119	
5.	WALLY PESUIT.....T.....	Kentucky.....	151	
6.	GREG MCGUIRE.....T.....	Indiana.....	181	
7.	(A) GREG SCHAUM.....DT.....	Michigan State.....	186	
	Choice from San Diego for Ken Hutcherson.			
7.	(B) DAVID WILLIAMS.....RB.....	Colorado.....	208	
8.	HENRY LAWS.....DB.....	South Carolina.....	236	
9.	BEASLEY REECE.....DB.....	North Texas.....	264	
10.	LEROY COOK.....DE.....	Alabama.....	290	
11.	CORNELIUS GREEN.....QB.....	Ohio State.....	317	
12.	CHARLES McSHANE.....LB.....	Cal Lutheran.....	346	
13.	MARK DRISCOLL.....QB.....	Colorado State.....	374	
14.	LARRY MUSHINSKIE.....TE.....	Nebraska.....	402	
15.	DALE CURRY.....LB.....	UCLA.....	430	
16.	RICH COSTANZO.....T.....	Nebraska.....	458	
17.	STAN WOODFILL.....K.....	Oregon.....	486	

## 1977

(Drafted Alternately 24th, 25th, 26th)

Rd.	Player	Pos.	College	Sel. #
1.	TONY DORSETT.....RB.....	Pittsburgh.....	2	
	Choice from Seattle for Cowboys first round choice and three second round choices.			
2.	GLENN CARANO.....QB.....	Nevada-Las Vegas.....	54	
	Choice from Seattle for Duke Ferguson.			
3.	(A) TONY HILL.....WR.....	Stanford.....	62	
	Choice from Philadelphia for John Niland.			

3.	(B) VAL BELCHER.....G.....	Houston.....	81
4.	GUY BROWN.....LB.....	Houston.....	108
5.	ANDY FREDERICK.....OL.....	New Mexico.....	137
6.	JIM COOPER.....T.....	Temple.....	164
7.	DAVID STALLS.....DT.....	Northern Colorado.....	191
8.	(A) AL CLEVELAND.....DL.....	Pacific.....	208

Choice from San Diego for Mitch Hoopes.

8.	(B) FRED WILLIAMS.....RB.....	Arizona State.....	221
9.	MARK CANTRELL.....C.....	North Carolina.....	248
10.	STEVE DeBERG.....QB.....	San Jose State.....	275
11.	DON WARDLOW.....TE.....	Washington.....	305
12.	GREG PETERS.....OL.....	California.....	332

## 1978

(Drafted 28th)

Rd.	Player	Pos.	College	Sel. #
1.	LARRY BETHEA.....DL.....	Michigan State.....	28	
2.	TODD CHRISTENSEN.....RB-TE.....	Brigham Young.....	56	
3.	DAVID HUDDGENS.....OL.....	Oklahoma.....	84	
4.	ALOIS BLACKWELL.....RB.....	Houston.....	112	
5.	RICH ROSEN.....G.....	Syracuse.....	140	
6.	HAROLD RANDOLPH.....LB.....	East Carolina.....	168	
7.	TOM RANDALL.....DT.....	Iowa State.....	196	
8.	HOMER BUTLER.....WR.....	UCLA.....	224	
9.	RUSS WILLIAMS.....DB.....	Tennessee.....	252	
10.	BARRY TOMASETTI.....OL.....	Iowa.....	280	
11.	DENNIS THURMAN.....S.....	Southern California.....	308	
12.	LEE WASHBURN.....OL.....	Montana State.....	336	

## 1979

(Drafted 27th)

Rd.	Player	Pos.	College	Sel. #
1.	ROBERT SHAW.....C.....	Tennessee.....	27	
2.	AARON MITCHELL.....CB.....	Nevada-Las Vegas.....	55	
3.	DOUG COSSIE.....TE.....	Santa Clara.....	76	
	Swapped choices with Seattle in Bill Gregory trade.			
4.	RALPH DeLOACH.....DE.....	California.....	109	
5.	(A) BOB HUKILL.....OL.....	North Carolina.....	121	
	Choice from Chicago for Golden Richards.			
5.	(B) CURTIS ANDERSON.....DE.....	Central State (OH).....	128	
	Choice from Seattle for Efen Herrera.			
5.	(C) RON SPRINGS.....RB.....	Ohio State.....	136	
6.	(A) TIM LAVENDER.....CB.....	Southern California.....	155	
	Choice from Seattle for Bill Gregory.			
6.	(B) MIKE SALZANO.....OL.....	North Carolina.....	160	
	Choice from Denver for Jim Jensen.			
6.	(C) CHRIS DeFRANCE.....WR.....	Arizona State.....	164	
7.	GREG FITZPATRICK.....LB.....	Youngstown.....	191	
8.	BRUCE THORNTON.....DT.....	Illinois.....	219	
9.	GARRY COBB.....LB.....	Southern California.....	247	
10.	MIKE CALHOUN.....DT.....	Notre Dame.....	274	
	No Choice - Traded to Detroit for Skip Butler.			
12.	QUENTIN LOWRY.....LB.....	Youngstown.....	329	

## 1980

(Drafted Alternately 23rd, 24th, 25th)

Rd.	Player	Pos.	College	Sel. #
1.	No Choice - Traded along with second round choice to Baltimore for John Dutton.			
2.	No Choice - Traded along with first round choice to Baltimore for John Dutton.			
3.	(A) BILL ROE.....LB.....	Colorado.....	78	
	Choice from Chicago for Golden Richards.			
3.	(B) JAMES JONES.....RB.....	Mississippi State.....	81	
4.	KURT PETERSEN.....DL.....	Missouri.....	107	
5.	GARY HOGEBROOM.....QB.....	Central Michigan.....	135	
6.	TIMMY NEWSOME.....RB.....	Winston-Salem State.....	165	
7.	LESTER BROWN.....RB.....	Clemson.....	192	
8.	LARRY SAVAGE.....LB.....	Michigan State.....	219	
9.	JACKIE FLOWERS.....WR.....	Florida State.....	249	
10.	MATTHEW TEAGUE.....DE.....	Prairie View A&M.....	276	
11.	GARY PADJEN.....LB.....	Arizona State.....	303	
12.	NORM WELLS.....DT.....	Northwestern.....	333	

STAFF

ALL-TIME  
DRAFT

2022 SEASON

RECORDS

PLAYOFF  
RECORDS

HISTORY

SIDELINES

## 1981

(Drafted Alternately 25th and 26th)

Rd.	Player	Pos.	College	Sel. #
1.	HOWARD RICHARDS	T	Missouri	26
2.	DOUG DONLEY	WR	Ohio State	52
3.	GLEN TITENSOR	DL	Brigham Young	83
4.	(A) SCOTT PELLUER	LB	Washington State	92
Choice from San Francisco for Thomas Henderson.				
4.	(B) DERRIE NELSON	LB	Nebraska	109
5.	DANNY SPRADLIN	LB	Tennessee	138
6.	VINCE SKILLINGS	DB	Ohio State	165
7.	(A) RON FELLOWS	DB	Missouri	175
Choice from Tampa Bay for Dave Stalls.				
7.	(B) KEN MILLER	DB	East Michigan	194
8.	PAUL PIUROWSKI	LB	Florida State	221
9.	MIKE WILSON	WR	Washington State	250
10.	PAT GRAHAM	DT	California	277
11.	TIM MORRISON	G	Georgia	303
12.	NATE LUNDY	WR	Indiana	330

## 1982

(Drafted 26th)

Rd.	Player	Pos.	College	Sel. #
1.	ROD HILL	CB	Kentucky State	25
2.	JEFF ROHRER	LB	Yale	54
3.	JIM ELIOPULOS	LB	Wyoming	82
4.	(A) BRIAN CARPENTER	CB	Michigan	102
Choice from Tampa Bay for Dave Stalls.				
4.	(B) MONTY HUNTER	S	Salem College	110
5.	PHIL POZDERAC	T	Notre Dame	138
6.	(A) KEN HAMMOND	G	Vanderbilt	144
Choice from Cleveland for Bruce Huther.				
6.	(B) CHARLES DAUM	DL	Cal Poly-SLO	166
7.	BILL PURIFOY	DL	Tulsa	194
8.	(A) GEORGE PEOPLES	RB	Auburn	217
Choice from Denver through Buffalo for Wade Manning.				
8.	(B) DWIGHT SULLIVAN	RB	North Carolina State	222
9.	JOE GARY	DL	UCLA	250
10.	TODD ECKERSON	T	North Carolina State	278
11.	(A) GEORGE THOMPSON	WR	Albany State	297
Choice from Tampa Bay for Aaron Mitchell.				
11.	(B) MICHAEL WHITING	RB	Florida State	306
12.	RICH BURTNES	G	Montana	334

## 1983

(Drafted Alternately 23rd, 24th, 21st, 22nd)

Rd.	Player	Pos.	College	Sel. #
1.	JIM JEFFCOAT	DE	Arizona State	23
2.	MIKE WALTER	LB	Oregon	50
3.	BRYAN CALDWELL	DE	Arizona State	77
4.	CHRIS FAULKNER	TE	Florida	108
5.	CHUCK McSWAIN	RB	Clemson	135
6.	REGGIE COLLIER	QB	Southern Mississippi	162
7.	CHRIS SCHULTZ	T	Arizona	179
8.	LAWRENCE RICKS	RB	Michigan	210
9.	AL GROSS	S	Arizona	237
10.	ERIC MORAN	T	Washington	264
11.	DAN TAYLOR	T	Idaho State	291
12.	LORENZO BOUIER	RB	Maine	322

## 1984

(Drafted Alternately 25th and 26th)

Rd.	Player	Pos.	College	Sel. #
1.	BILLY CANNON	LB	Texas A&M	25
2.	(A) VICTOR SCOTT	DB	Colorado	40
Choice from Houston thru Minnesota for Butch Johnson.				
2.	(B) No Choice	-	Traded to Houston for Mike Renfro.	
3.	FRED CORNWELL	TE	Southern California	81
4.	STEVE DeOSSIE	LB	Boston College	110
5.	(A) STEVE PELLUER	QB	Washington	113
Choice from Tampa Bay for Danny Spradlin.				

5.	(B) NORM GRANGER	RB	Iowa	137
6.	(A) EUGENE LOCKHART	LB	Houston	152
Choice from Chicago for Jay Saldi.				
6.	(B) JOE LEVELIS	G	Iowa	166
7.	ED MARTIN	LB	Indiana State	193
8.	MIKE REVELL	RB	Bethune-Cookman	222
9.	(A) JOHN HUNT	OL	Florida	232
Choice from Indianapolis for Raul Allegre.				
9.	(B) NEAL MAUNE	OL	Notre Dame	249
10.	BRIAN SALONEN	TE	Montana	278
11.	DOWE AUGHTMAN	DL	Auburn	304
12.	CARL LEWIS	WR	Houston	334

## U.S.F.L. SUPPLEMENTAL DRAFT

(Drafted Alternately 25th and 26th)

Rd.	Player	Pos.	College	Sel. #
1.	TODD FOWLER	FB	Stephen F. Austin	25
From Houston Gamblers.				
2.	MALCOLM MOORE	WR	Southern California	54
From Los Angeles Express.				
3.	JEFF SPEK	TE	San Diego State	81
From New Jersey Generals.				

## 1985

(Drafted Alternately 17th, 16th, 20th, 19th, 18th)

Rd.	Player	Pos.	College	Sel. #
1.	KEVIN BROOKS	DE	Michigan	17
2.	JESSE PENN	LB	Virginia Tech	44
3.	CRAWFORD KER	G	Florida	76
4.	ROBERT LAVETTE	RB	Georgia Tech	103
5.	(A) HERSCHEL WALKER	RB	Georgia	114
Choice from Houston for Butch Johnson.				
5.	(B) MATT DARWIN	C/G	Texas A&M	119
Choice from Cleveland thru Buffalo for Rod Hill.				
6.	(A) KURT PLOEGER	DT	Gustavus Adolphus	144
Choice from Indianapolis for Steve Wright.				
6.	(B) MATT MORAN	C/G	Stanford	157
7.	(A) KARL POWE	WR	Alabama State	178
Choice from San Diego thru Kansas City for Lawrence Ricks.				
7.	(B) JIM HERRMANN	DE	Brigham Young	184
8.	LEON GONZALEZ	WR	Bethune-Cookman	216
9.	SCOTT STRASBURGER	LB	Nebraska	243
10.	JOE JONES	TE	Virginia Tech	270
11.	NEAL DELLOCONO	LB	UCLA	297
12.	KARL JORDAN	LB	Vanderbilt	324

## 1986

(Drafted Alternately 21st, 20th, 19th, 18th)

Rd.	Player	Pos.	College	Sel. #
1.	(A) MIKE SHERRARD	WR	UCLA	18
Choice from San Francisco for Cowboys first and fifth round choices.				
1.	(B) No Choice	-	Traded to San Francisco along with fifth round choice for San Francisco's first round choice.	
2.	DARRYL CLACK	RB	Arizona State	33
Traded to from Indianapolis for Gary Hogeboom.				
3.	MARK WALEN	DT	UCLA	74
4.	MAX ZENDEJAS	K	Arizona	100
5.	No Choice	-	Traded to San Francisco along with first round choice for San Francisco's first round choice.	
6.	(A) THORNTON CHANDLER	TE	Alabama	140
Choice from Buffalo for Rod Hill.				
6.	(B) STAN GELBAUGH	QB	Maryland	150
Choice from Detroit for Angelo King.				
6.	(C) LLOYD YANCEY	G	Temple	158
7.	JOHNNY HOLLOWAY	DB	Kansas	185
8.	TOPPER CLEMONS	RB	Wake Forest	212
9.	JOHN IONATA	G	Florida State	242
10.	BRYAN CHESTER	G	Texas	269
11.	GARTH JAX	LB	Florida State	296
12.	(A) CHRIS DULIBAN	LB	Texas	307
Choice from Buffalo for Rod Hill.				
12.	(B) TONY FLACK	DB	Georgia	322



**1987**

(Drafted Alternately 12th and 11th)

Rd.	Player	Pos.	College	Sel. #
1.	DANNY NOONAN	DT	Nebraska	12
2.	RON FRANCIS	CB	Baylor	39
3.	JEFF ZIMMERMAN	OL	Florida	68
4.	KELVIN MARTIN	WR	Boston College	95
5.	EVERETT GAY	WR	Texas	124
6.	JOE ONOSAI	OL	Hawaii	151
7.	KEVIN SWEENEY	OB	Fresno State	180
8.	KEVIN GOGAN	T	Washington	206
9.	ALVIN BLOUNT	RB	Maryland	235
10.	DALE JONES	LB	Tennessee	262
11.	JEFF WARD	K	Texas	291
12.	SCOTT ARMSTRONG	LB	Florida	318

**1988**

(Drafted Alternately 11th, 14th, 13th, 12th)

Rd.	Player	Pos.	College	Sel. #
1.	MICHAEL IRVIN	WR	Miami, Fla.	11
2.	KEN NORTON, JR.	LB	UCLA	41
3.	MARK HUTSON	G	Oklahoma	67
4.	DAVE WIDELL	T	Boston College	94
5.	No Choice	-	Traded to Seattle for Ron Essink.	
6.	SCOTT SECULES	QB	Virginia	151
7.	OWEN HOOVEN	T	Oregon State	178
8.	MARK HIGGS	RB	Kentucky	205
9.	BRIAN BEDFORD	WR	California	232
10.	BILLY OWENS	DB	Pittsburgh	263
11.	CHAD HENNINGS	DE	Air Force	290
12.	BEN HUMMEL	LB	UCLA	317

**1989**

(Drafted 1st)

Rd.	Player	Pos.	College	Sel. #
1.	TROY AIKMAN	QB	UCLA	1
2.	(A) Steve Wisniewski	G	Penn State	29
			Traded along with sixth round choice to L.A. Raiders for their second, third and fifth round choices for	
2.	(B) DARYL JOHNSTON	FB	Syracuse	39
			Choice from L.A. Raiders along with third and fifth round choices for Cowboys second and sixth round choices	
3.	(A) MARK STEPANOSKI	OL	Pittsburgh	57
3.	(B) RHONDY WESTON	DE	Florida	68
			Choice from L.A. Raiders along with second and fifth round choices for Cowboys second and sixth round choices.	
4.	TONY TOLBERT	DE	Texas-El Paso	85
5.	(A) KEITH JENNINGS	TE	Clemson	113
5.	(B) WILLIS CROCKETT	LB	Georgia Tech	119
			Choice from L.A. Raiders along with second and third-round choices for Cowboys second and sixth round choices.	
5.	(C) JEFF ROTH	DT	Florida	125
			Choice from Denver for Tony Dorsett.	
6.	No Choice	-	Traded to L.A. Raiders along with second round choice for Raiders second, third and fifth round choices.	
7.	KEVIN PETERSON	LB	Northwestern	168
8.	CHARVEZ FOGER	RB	Nevada-Reno	196
9.	TIM JACKSON	DB	Nebraska	224
10.	ROD CARTER	LB	Miami, Fla.	252
11.	RANDY SHANNON	LB	Miami, Fla.	280
12.	SCOTT ANKROM	WR	Texas Christian	308

**1990**

(Drafted 1st)

Rd.	Player	Pos.	College	Sel. #
1.	(A) No Choice	-	Used to select Steve Walsh in the 1989 supplemental draft.	
1.	(B) EMMITT SMITH	RB	Florida	17
			Choice from Pittsburgh for first round choice obtained from Minnesota and third choice obtained from San Francisco.	
2.	ALEXANDER WRIGHT	WR	Auburn	26
3.	(A) No Choice	-	Traded to Minnesota in Herschel Walker deal.	

3.	(B) JIMMIE JONES	DT	Miami, Fla.	64
			Choice from New England along with sixth and eighth round choices for third choice obtained from Denver, fifth round choice obtained from Miami and Cowboys seventh round choice.	
4.	No Choice	-	Traded to Denver along with Kevin Brooks for third round choice.	
5.	(A) No Choice	-	Traded to Washington for Dean Hamel.	
5.	(B) STAN SMAGALA	CB	Notre Dame	123
			Choice from L.A. Raiders for sixth round choice obtained from Minnesota, eighth round choice obtained from New England, ninth round choice obtained from Seattle, 10th round choice obtained from Indianapolis and 11th round choice obtained from San Francisco.	
6.	No Choice	-	Traded to San Diego along with sixth round choice obtained from New England and sixth round choice obtained from N.Y. Giants for San Diego's third choice in 1991.	
7.	No Choice	-	Traded to New England along with third choice obtained from Denver and fifth round choice obtained from Miami for New England's third, sixth and eighth round choices.	
8.	No Choice	-	Traded to Detroit for Paul Palmer.	
9.	KENNETH GANT	CB	Albany State	221
10.	No Choice	-	Traded to Minnesota in Herschel Walker deal.	
11.	DAVE HARPER	LB	Humboldt State	277
12.	No Choice	-	Used to select Mike Lowman in the 1989 supplemental draft.	

**1991**

(Drafted Alternately 13th and 14th)

Rd.	Player	Pos.	College	Sel. #
1.	(A) RUSSELL MARYLAND	DT	Miami, Fla.	1
			Choice from New England for first round choice obtained from Minnesota, second round choice, Ron Francis, David Howard and Eugene Lockhart.	
1.	(B) ALVIN HARPER	WR	Tennessee	12
2.	(A) DIXON EDWARDS	LB	Michigan State	37
			Choice from Detroit for first round choice obtained from Washington.	
2.	(B) No Choice	-	To New England along with first round choice obtained from Minnesota, Ron Francis, David Howard and Eugene Lockhart for New England's first round choice.	
3.	(A) GODFREY MYLES	LB	Florida	62
			Choice obtained from San Diego for 1990 draft choices.	
3.	(B) JAMES RICHARDS	G	California	64
			Choice obtained from Detroit for first round choice obtained from Washington.	
3.	(D) ERIK WILLIAMS	T	Central St. (OH)	70
			Choice obtained from New Orleans in Steve Walsh trade.	
4.	(A) CURVIN RICHARDS	RB	Pittsburgh	97
4.	(B) BILL MUSGRAVE	QB	Oregon	106
			Choice obtained from Kansas City in Steve Pelluer trade.	
4.	(C) TONY HILL	DE	Tenn.-Chattanooga	108
			Choice obtained from Detroit for first round choice obtained from Washington.	
4.	(D) KEVIN HARRIS	DE	Texas Southern	110
			Choice obtained from New England for first round pick obtained from Minnesota.	
5.	(A) No Choice	-	Traded to L.A. Raiders for John Gesek.	
5.	(B) DARRICK BROWNLOW	LB	Illinois	132
			Choice from Washington for first round choice obtained from New England.	
6.	MIKE SULLIVAN	OL	Miami, Fla.	153
7.	(A) LEON LETT	DE	Emporia (KS) St.	173
			Choice from Denver for Dave Widell.	
7.	(B) No Choice	-	Traded to L.A. Raiders for Dale Hellestrae.	
8.	No Choice	-	Traded to Phoenix for Rob Awalt.	
9.	DAMON MAYS	WR	Missouri	235
10.	SEAN LOVE	G	Penn State	264
11.	TONY BOLES	RB	Michigan	291
12.	LARRY BROWN	CB	Texas Christian	320

**1992**

(Drafted Alternately 24th, 23rd, 22nd, 21st)

Rd.	Player	Pos.	College	Sel. #
1.	(A) KEVIN SMITH	CB	Texas A&M	17
			Choice from Atlanta along with fifth round choice for first and fourth round choices obtained from New England.	

## 1992 Draft, cont.

- (B) ROBERT JONES .....LB..... East Carolina ..... 24
- (A) JIMMY SMITH .....WR ..... Jackson State ..... 36  
Choice from Cleveland along with fifth round choice for second round choice obtained from New Orleans, eighth round choice obtained from Denver and the Cowboys third, sixth and twelfth-round choices.
- (B) DARREN WOODSON .....S ..... Arizona State ..... 37  
Choice from New England along with first and fourth round choices for first and third choices obtained from Minnesota.
- (C) No Choice – Traded to Atlanta along with eighth round choice for Tony Casillas
- (A) CLAYTON HOLMES .....CB ..... Carson-Newman ..... 58  
Choice from Washington along with second round choice for second and third choices obtained from Kansas City.
- (B) No Choice – Traded to Cleveland along with second round choice obtained from New Orleans, eighth round choice obtained from Denver and the Cowboys sixth and twelfth-round choices for second and fifth round choices.
- (C) JAMES BROWN .....T ..... Virginia State ..... 82  
Choice from Detroit along with fourth and ninth round choices for second round choice obtained from Washington.
- (A) No Choice – Traded to L.A. Raiders for Steve Beuerlein.
- (B) TOM MYSLINSKI .....G ..... Tennessee ..... 109  
Choice from Detroit along with third and ninth round choices for second round choice obtained from Washington.
- (A) GREG BRIGGS .....S ..... Texas Southern ..... 120  
Choice from Atlanta along with first round choice for first and fourth round choices obtained from New England.
- (B) ROD MILSTEAD .....G ..... Delaware State ..... 121  
Choice from Cleveland along with second round choice for second round choice obtained from New Orleans, eighth round choice obtained from Denver and the Cowboys third, sixth, and twelfth-round choices.
- (C) No Choice – Traded to Houston along with second round choice in 1991 obtained from Minnesota for Alonzo Highsmith.
- (A) FALLON WACASEY .....TE ..... Tulsa ..... 149  
Choice from New England for Jesse Solomon.
- (B) No Choice – Traded to Cleveland along with second round choice obtained from New Orleans, eighth round choice obtained from Denver and the Cowboys third and twelfth-round choices for second and fifth round choices.
- No Choice – Traded to L.A. Raiders for Garry Lewis.
- No Choice – Traded to Atlanta along with second round choice for Tony Casillas.
- (A) NATE KIRTMAN .....S ..... Pomona-Pitzer ..... 248
- (B) CHRIS HALL .....S ..... East Carolina ..... 250  
Choice from Detroit along with third and fourth round choices for second round choice obtained from Washington.
- JOHN TERRY .....G ..... Livingstone College .. 275
- TIM DANIEL .....WR ..... Florida A&M ..... 302
- (A) DONALD HARRIS .....S ..... Texas Tech ..... 317  
Choice from New England for Rich Gicewicz.
- (B) No Choice – Traded to Cleveland along with second round choice obtained from New Orleans, the Cowboys third and sixth round choices and the eighth round choice obtained from Denver for second and fifth round choices.

## 1993

(Drafted 28th)

Rd.	Player	Pos.	College	Sel. #
1.	No Choice – Traded to Green Bay along with fourth round choice for two seconds, a fourth and an eighth round choice.			
2.	(A) KEVIN WILLIAMS .....WR ..... Miami, Fla. .... 46 Choice from Green Bay along with second, fourth and eighth round choices for first and fourth choices.			
2.	(B) DARRIN SMITH .....LB ..... Miami, Fla. .... 54 Choice from Green Bay along with second, fourth and eighth round choices for first and fourth round choices.			
2.	(C) No Choice – Traded to San Francisco along with third choice in 1994 for Charles Haley.			
3.	MIKE MIDDLETON .....S ..... Indiana ..... 84			
4.	(A) DERRICK LASSIC .....RB ..... Alabama ..... 94 Choice from Green Bay along with two second round choices and an eighth round choice for first and fourth round choices.			
4.	(B) RON STONE .....T ..... Boston College ..... 96 Choice from L.A. Raiders for Alexander Wright.			

- (C) No Choice – Traded to Green Bay along with first round choice for two second, a fourth and eighth round choices.
- No Choice – Traded to Pittsburgh for Thomas Everett.
- BARRY MINTER .....LB ..... Tulsa ..... 168
- BROCK MARION .....S ..... Nevada-Reno ..... 196
- (A) DAVE THOMAS .....CB ..... Tennessee ..... 203  
Choice from Tampa Bay for Gary Lewis and an eighth round choice.
- (B) REGGIE GIVENS .....S ..... Penn State ..... 213  
Choice from Green Bay along with two second round choices and a fourth round choice for first and fourth round choices.
- (C) No Choice – Traded to Tampa Bay along with Gary Lewis for an eighth round choice.

## 1994

(Drafted 28th)

Rd.	Player	Pos.	College	Sel. #
1.	(A) SHANTE CARVER .....DE ..... Arizona State ..... 23 Choice from San Francisco along with seventh round choice for Cowboys first and second round choices.			
1.	(B) No Choice – Traded to San Francisco along with second round choice for first and seventh round choice.			
2.	(A) LARRY ALLEN .....OL ..... Sonoma State ..... 46 Compensatory choice			
2.	(B) No Choice – Traded to San Francisco along with first round choice for first and seventh round choice.			
3.	(A) No Choice – Traded to San Francisco along with second round choice in 1993 for Charles Haley.			
3.	(B) GEORGE HEGAMIN .....T ..... North Carolina State .. 102 Compensatory choice			
4.	(A) WILLIE JACKSON .....WR ..... Florida ..... 109 Choice from Tampa Bay in Thomas Everett trade.			
4.	(B) DEWAYNE DOTSON .....LB ..... Mississippi ..... 131			
5.	No Choice – Traded to L.A. Raiders along with seventh round choice obtained from San Francisco for Elvis Patterson and L.A. Raiders seventh round choice.			
6.	(A) No Choice – Traded to L.A. Rams for Jim Price.			
6.	(B) DARREN STUDTILL .....DB ..... West Virginia ..... 191 Choice from L.A. Rams for fourth round choice in 1995.			
7.	(A) TODDRICK MCINTOSH .....DL ..... Florida State ..... 216 Choice from L.A. Raiders along with Elvis Patterson for Cowboys fifth round choice and seventh round choice obtained from San Francisco.			
7.	(B) No Choice – Traded to New England for Hugh Millen.			

## 1995

(Drafted Alternately 28th and 27th)

Rd.	Player	Pos.	College	Sel. #
1.	(A) No Choice – Traded to Tampa Bay for two second round choices.			
2.	(A) SHERMAN WILLIAMS .....RB ..... Alabama ..... 46 Choice from Atlanta along with fourth round choice for a second round choice obtained from Tampa Bay.			
2.	(B) KENDELL WATKINS .....TE ..... Mississippi State ..... 59			
2.	(C) SHANE HANNAH .....G ..... Michigan State ..... 63 Choice from Tampa Bay along with second round choice for first round choice.			
3.	CHARLIE WILLIAMS .....S ..... Bowling Green ..... 92			
4.	(A) ERIC BJORNSON .....TE ..... Washington ..... 110 Choice from Atlanta along with second round choice for a second round choice obtained from Tampa Bay.			
4.	(B) No Choice – Traded to St. Louis for 1994 sixth round choice.			
4.	(C) ALUNDIS BRICE .....CB ..... Mississippi ..... 129 Compensatory choice			
4.	(D) LINC HARDEN .....LB ..... Oklahoma State ..... 130 Compensatory choice			
5.	(A) No Choice – Used to select John Davis in the 1994 supplemental draft.			
5.	(B) EDWARD HERVEY .....WR ..... Southern California... 166 Compensatory choice			
5.	(C) DANA HOWARD .....LB ..... Illinois ..... 168 Compensatory choice			
6.	No Choice – Traded to Chicago along with Vinson Smith and Barry Minter for Kelly Blackwell, Markus Paul and John Roper.			
7.	OSCAR STURGIS .....DE ..... North Carolina ..... 236			

## 1996

(Drafted 30th)

Rd.	Player	Pos.	College	Sel. #
1.	No Choice – Traded to Washington for a second and third choices.			
2.	(A) <b>KAVIKA PITTMAN</b> ..... DE ..... McNeese State ..... 37 Choice from Washington along with third choice for first round choice.			
2.	(B) <b>RANDALL GODFREY</b> ..... LB ..... Georgia ..... 49 Choice from Miami for second round choice and fourth round choice obtained from N.Y. Giants as compensation for signing Ron Stone.			
2.	(C) No Choice – Traded to Miami along with fourth round choice obtained from N.Y. Giants as compensation for signing of Ron Stone for second round choice.			
3.	(A) <b>CLAY SHIVER</b> ..... C ..... Florida State ..... 67 Choice from Washington along with second round choice for first round choice.			
3.	(B) No Choice – Used to select Darren Benson in the 1995 supplemental draft.			
3.	(C) <b>STEFRET WILLIAMS</b> .... WR ..... N.E. Louisiana ..... 94 Compensatory choice			
3.	(D) <b>MIKE ULUFALE</b> ..... DL ..... Brigham Young ..... 95 Compensatory choice			
4.	No Choice – Traded to Atlanta along with fifth round choice for Roger Harper.			
5.	(A) <b>KENNETH McDANIEL</b> .. G ..... Norfolk State ..... 157 Choice from Baltimore for fourth round choice in 1997.			
5.	(B) No Choice – Traded to Atlanta along with fourth round choice for Roger Harper.			
5.	(C) <b>ALAN CAMPOS</b> ..... LB ..... Louisville ..... 167 Compensatory choice			
6.	(A) No Choice – Traded to Chicago for Jim Schwantz.			
6.	(B) <b>WENDELL DAVIS</b> ..... CB ..... Oklahoma ..... 207 Compensatory choice			
7.	<b>RYAN WOOD</b> ..... FB ..... Arizona State ..... 243			

## 1997

(Drafted Alternately 25th, 24th, 23rd, 22nd)

Rd.	Player	Pos.	College	Sel. #
1.	(A) <b>DAVID LaFLEUR</b> ..... TE ..... Louisiana State ..... 22 Choice from Philadelphia for first round choice, fifth round choice and third choice in 1998.			
1.	(B) No Choice – Traded to Philadelphia along with fifth round choice and third choice in 1998 for first round choice.			
2.	No Choice – Traded to Detroit for third and fourth round choices.			
3.	(A) <b>DEXTER COAKLEY</b> ..... LB ..... Appalachian State ..... 65 Choice from Detroit along with fourth round choice for second round choice.			
3.	(B) <b>STEVE SCIFRES</b> ..... G/T ..... Wyoming ..... 83			
3.	(C) <b>KENNY WHEATON</b> ..... CB ..... Oregon ..... 94 Compensatory Choice			
4.	(A) <b>ANTONIO ANDERSON</b> .... DT ..... Syracuse ..... 101 Choice from Detroit along with third for second round choice.			
4.	(B) No Choice – Traded to Baltimore for 1996 fifth round choice.			
4.	(C) <b>MACEY BROOKS</b> ..... WR ..... James Madison ..... 127 Compensatory Choice			
4.	(D) <b>NICKY SUALUA</b> ..... FB ..... Ohio State ..... 129 Compensatory Choice			
5.	No Choice – Traded to Philadelphia along with first round choice and third choice in 1998 for first round choice.			
6.	<b>LEE VAUGHN</b> ..... CB ..... Wyoming ..... 187			
7.	<b>OMAR STOUTMIRE</b> ..... S ..... Fresno State ..... 224			

## 1998

(Drafted Alternately 8th, 7th, 9th)

Rd.	Player	Pos.	College	Sel. #
1.	<b>GREG ELLIS</b> ..... DE ..... North Carolina ..... 8			
2.	<b>FLOZELL ADAMS</b> ..... T ..... Michigan State ..... 38			
3.	No Choice – Traded to Philadelphia along with first round choice and fifth round choice in 1997 for first round choice in 1997.			
4.	<b>MICHAEL MYERS</b> ..... DL ..... Alabama ..... 100			
5.	(A) <b>DARREN HAMBRICK</b> .... LB ..... South Carolina ..... 130			
5.	(B) <b>OLIVER ROSS</b> ..... OL ..... Iowa State ..... 138 Choice from Seattle for sixth and seventh round choices in 1998.			

- (A) No Choice – Traded to Seattle along with seventh round choice for fifth round choice.
- (B) **IZELL REESE** ..... S ..... Alabama-Birmingham 188  
Compensatory Choice
- (A) No Choice – Traded to Seattle along with sixth round choice for fifth round choice.
- (B) **TARIK SMITH** ..... RB ..... California ..... 223  
Compensatory Choice.
- (C) **ANTONIO FLEMING** .. G ..... Georgia ..... 227  
Compensatory Choice
- (D) **ROD MONROE** ..... TE ..... Cincinnati ..... 237  
Compensatory Choice

## 1999

(Drafted Alternately 22nd, 23rd, 24th)

Rd.	Player	Pos.	College	Sel. #
1.	(A) <b>EBENEZER EKUBAN</b> .... DE ..... North Carolina ..... 20			
1.	(B) No Choice – Traded to Seattle along with fifth round choice obtained from Carolina as compensation for the signing of Patrick Jeffers for first round choice.			
2.	<b>SOLOMON PAGE</b> ..... T ..... West Virginia ..... 55			
3.	<b>DAT NGUYEN</b> ..... LB ..... Texas A&M ..... 85			
4.	(A) <b>WANE McGARITY</b> ..... WR ..... Texas ..... 118			
4.	(B) <b>PEPPI ZELLNER</b> ..... DE ..... Fort Valley State ..... 132 Compensatory Choice			
5.	No Choice – Traded to Denver for past considerations.			
6.	<b>MARTAY JENKINS</b> ..... WR ..... Nebraska-Omaha ..... 193			
7.	(A) <b>MIKE LUCKY</b> ..... TE ..... Arizona ..... 229			
7.	(B) <b>KELVIN GARMON</b> ..... OL ..... Baylor ..... 243 Compensatory Choice			

## 2000

(Drafted Alternately 19th, 18th, 17th, 16th, 15th, 14th, 13th)

Rd.	Player	Pos.	College	Sel. #
1.	No Choice – Traded to Seattle along with first round choice in 2001 for Joey Galloway.			
2.	<b>DWAYNE GOODRICH</b> ..... CB ..... Tennessee ..... 49			
3.	No Choice – Traded to Seattle for James McKnight.			
4.	<b>KAREEM LARRIMORE</b> .... CB ..... West Texas A&M ..... 109			
5.	<b>MICHAEL WILEY</b> ..... RB ..... Ohio State ..... 144			
6.	<b>MARIO EDWARDS</b> ..... CB ..... Florida State ..... 180			
7.	<b>ORANTES GRANT</b> ..... LB ..... Georgia ..... 219			

## 2001

(Drafted Alternately 7th, 6th, 8th)

Rd.	Player	Pos.	College	Sel. #
1.	No Choice – Traded to Seattle along with first round choice in 2000 for Joey Galloway.			
2.	(A) No Choice – Traded to Indianapolis for second round and third draft choices.			
2.	(B) <b>QUINCY CARTER</b> ..... QB ..... Georgia ..... 53 Choice from New Orleans for third draft choice and third draft choice obtained from Indianapolis.			
2.	(C) <b>TONY DIXON</b> ..... S ..... Alabama ..... 56 Choice from Miami along with fourth round draft choice for second round draft choice obtained from Indianapolis.			
3.	(A) No Choice – Traded to New Orleans along with third draft choice obtained from Indianapolis for second round draft choice.			
3.	(B) <b>WILLIE BLADE</b> ..... DT ..... Mississippi State ..... 93 Compensatory Choice			
4.	(A) No Choice – Traded to Atlanta along with seventh round choice in 2002 for O.J. Santiago.			
4.	(B) <b>MARKUS STEELE</b> ..... LB ..... Southern California ... 122 Choice from Miami along with second round choice for second round choice.			
5.	<b>MATT LEHR</b> ..... G ..... Virginia Tech ..... 137			
6.	<b>DALEROY STEWART</b> ..... DT ..... Southern Mississippi. 171			
7.	(A) <b>COLSTON WEATHERINGTON</b> .. DE ..... Central Missouri St. ... 207			
7.	(B) <b>JOHN NIX</b> ..... DT ..... Southern Mississippi. 240 Compensatory Choice			
7.	(C) <b>CHAR-RON DORSEY</b> .... T ..... Florida State ..... 242 Compensatory Choice			

## 2002

(Drafted Alternately 6th, 5th, 7th)

Rd.	Player	Pos.	College	Sel. #
1.	(A) No Choice – Traded to Kansas City for first and third round choices in 2002 and sixth round choice in 2003.			
1.	(B) ROY WILLIAMS	S	Oklahoma	8
	Choice from Kansas City along with third round choice in 2002 and sixth round choice in 2003 for first round choice.			
2.	(A) ANDRE GURODE	G	Colorado	37
2.	(B) ANTONIO BRYANT	WR	Pittsburgh	63
	Choice from Chicago along with fourth round choice for third, fourth and fifth round choices.			
3.	No Choice – Traded to Chicago along with fourth and fifth round choices for second and fourth round choices.			
3.	DEREK ROSS	CB	Ohio State	75
	Choice from Kansas City along with first round choice in 2002 and sixth round choice in 2003 for first round choice.			
4.	(A) No Choice – Traded to Chicago along with third and fifth round choices for second and fourth round choices.			
4.	(B) JAMAR MARTIN	FB	Ohio State	129
	Choice from Chicago along with second round choice for third, fourth and fifth round choices.			
5.	(A) No Choice – Traded to Chicago along with third and fourth round choices for second and fourth round choices.			
5.	(B) PETE HUNTER	CB	Virginia Union	168
	Compensatory Choice			
	Choice from New England for seventh round choice in 2002 obtained from Miami and fifth round choice in 2003.			
6.	(A) TYSON WALTER	T	Ohio State	179
6.	(B) DeVEREN JOHNSON	WR	Sacred Heart	208
	Compensatory Choice			
6.	(C) BOB SLOWIKOWSKI	TE	Virginia Tech	211
	Compensatory Choice			
7.	No Choice – Traded to Atlanta along with fourth round choice in 2001 for O.J. Santiago.			

## 2003

(Drafted Alternately 5th and 6th)

Rd.	Player	Pos.	College	Sel. #
1.	TERENCE NEWMAN	CB	Kansas State	5
2.	AL JOHNSON	C	Wisconsin	38
3.	JASON WITTEN	TE	Tennessee	69
4.	BRADIE JAMES	LB	Louisiana State	103
5.	No Choice – Traded to New England along with seventh round choice in 2002 obtained from Miami for fifth round choice in 2002.			
6.	(A) B.J. TUCKER	CB	Wisconsin	178
6.	(B) ZURIEL SMITH	WR	Hampton	186
	Choice from Kansas City along with first- and third-round choices in 2002 for first round choice in 2002.			
7.	JUSTIN BATES	G	Colorado	219

## 2004

(Drafted Alternately 22nd, 21st, 20th, 25th, 24th, 23rd)

Rd.	Player	Pos.	College	Sel. #
1.	No Choice – Traded to Buffalo for second and fifth round choices in 2004 and first round choice in 2005.			
2.	(A) JULIUS JONES	RB	Notre Dame	43
	Choice from Buffalo along with fifth round choice and first round choice in 2005 for first round choice.			
2.	(B) JACOB ROGERS	T	Southern California	52
3.	STEPHEN PETERMAN	G	Louisiana State	83
4.	BRUCE THORNTON	CB	Georgia	121
5.	(A) SEAN RYAN	TE	Boston College	144
	Choice from Buffalo along with second round choice and first round choice in 2005 for first round choice.			
5.	(B) No Choice – Traded to New Orleans for sixth and seventh round choices.			
6.	No Choice – Traded to Green Bay for Terry Glenn			
7.	(A) NATHAN JONES	CB	Rutgers	205
	Choice from Oakland along with another seventh round choice for sixth round choice.			
7.	(B) PATRICK CRAYTON	WR	NW Oklahoma	216
	Choice from Tampa Bay along with Darian Barnes for seventh round choice.			

7. (C) JACQUES REEVES.....CB.....Purdue.....223  
Choice from Oakland along with another seventh round choice for a sixth round choice. Pick was originally traded by Dallas to Oakland for Kenyon Coleman.

## 2005

(Drafted Alternately 11th, 10th, 9th, 8th, 12th)

Rd.	Player	Pos.	College	Sel. #
1.	(A) DeMARCUS WARE	DE	Troy	11
1.	(B) MARCUS SPEARS	DE	Louisiana State	20
	Choice from Buffalo along with second and fifth round choices in 2004 for first round choice in 2004.			
2.	KEVIN BURNETT	LB	Tennessee	42
3.	No Choice – Traded to Houston for Drew Henson			
4.	(A) MARION BARBER III	RB	Minnesota	109
4.	(B) CHRIS CANTY	DE	Virginia	132
	Choice from Philadelphia along with sixth round choice in 2006 or fifth round choice in 2005 and fourth round choice in 2006.			
5.	No Choice – Traded to Philadelphia along with fourth round choice in 2006 for fourth round choice in 2005 and sixth round choice in 2006.			
6.	(A) No Choice – Traded to Oakland along with seventh round choice in 2004 for Kenyon Coleman.			
6.	(B) JUSTIN BERIAULT	S	Ball State	208
	Compensatory Choice			
6.	(C) ROB PETITTI	T	Pittsburgh	209
	Compensatory Choice			
7.	JAY RATLIFF	DT	Auburn	224

## 2006

(Drafted alternately 18th, 17th, 16th, 19th)

Rd.	Player	Pos.	College	Sel. #
1.	BOBBY CARPENTER	LB	Ohio State	18
2.	(A) No Choice – Traded to N.Y. Jets for second, sixth and seventh round choices.			
2.	(B) ANTHONY FASANO	TE	Notre Dame	53
	Choice from N.Y. Jets along with sixth and seventh round choices for second round choice.			
3.	(A) No Choice – Traded to Jacksonville for third and fourth round choices.			
3.	(B) JASON HATCHER	DE	Grambling	92
	Choice from Jacksonville along with fourth round choice for third round choice.			
4.	(A) No Choice – Traded to Philadelphia along with fifth round choice in 2005 for fourth round choice in 2005 and sixth round choice in 2006.			
4.	(B) SKYLER GREEN	WR	Louisiana State	125
	Choice from Jacksonville along with third round choice for third round choice.			
5.	(A) PAT WATKINS	S	Florida State	138
	Choice from N.Y. Jets for fifth and sixth round choices.			
5.	(B) No Choice – Traded to N.Y. Jets along with sixth round choice for fifth round choice.			
6.	(A) MONTAVIOUS STANLEY	DT	Louisville	182
	Choice from Philadelphia along with fourth round choice in 2005 for fifth round choice in 2005 and fourth round choice in 2006.			
6.	(B) No Choice – Traded to Kansas City for Scott Fujita.			
7.	(A) PAT McQUISTAN	T	Weber State	211
	Choice from N.Y. Jets along with second and sixth round choices for second round choice.			
7.	(B) E.J. WHITLEY	G	Texas Tech	224

## 2007

(Drafted Alternately 22nd, 21st, 24th, 23rd)

Rd.	Player	Pos.	College	Sel. #
1.	(A) No Choice – Traded to Cleveland for second round choice and first round choice in 2008.			
1.	(B) ANTHONY SPENCER	DE	Purdue	26
	Choice from Philadelphia for second round choice from Cleveland and third and fifth round choices.			
2.	No Choice – Traded to Cleveland along with sixth round choice for third, fourth and sixth round choices.			
3.	(A) JAMES MARTEN	T	Boston College	67
	Choice from Cleveland along with fourth and sixth round choices for second and sixth round choices.			

3. (B) No Choice – Traded to Philadelphia along with second round choice from Cleveland and fifth for first round choice.
4. (A) **ISAIAH STANBACK**.....WR..... Washington.....103  
Choice from Cleveland along with third and sixth round choices for second and sixth round choices.
4. (B) **DOUG FREE**.....T..... Northern Illinois.....122  
No Choice – Traded to Philadelphia along with second round choice from Cleveland and third for first round choice.
6. (A) **NICK FOLK**.....K..... Arizona.....178  
Choice from Cleveland along with third and fourth round choices for second and sixth round choices.
6. (B) **DEON ANDERSON**.....FB..... Connecticut.....195  
Choice reacquired from Cleveland for sixth round choice from N.Y. Jets in Pete Hunter trade and seventh round choice.
7. (A) **COURTENY BROWN**.....CB..... Cal Poly-SLO.....212  
Choice from N.Y. Jets for Sean Ryan.
7. (B) No Choice – Traded to Cleveland along with sixth round choice for sixth round choice.
7. (C) **ALAN BALL**.....CB..... Illinois.....237  
Choice from New Orleans for Scott Shanley.

## 2008

(Drafted Alternately 28th, 30th, 29th)

Rd.	Player	Pos.	College	Sel. #
1.	(A) <b>FELIX JONES</b> .....RB..... Arkansas.....22 Choice from Cleveland along with second round choice in 2007 for first round choice in 2007.			
1.	(B) <b>MIKE JENKINS</b> .....CB..... South Florida.....25 Choice from Seattle for first, fifth and seventh round choices.			
2.	<b>MARTELLUS BENNETT</b> .....TE..... Texas A&M.....61			
3.	No Choice – Traded to Detroit for fourth round choice and fourth round choice in 2009.			
4.	(A) No Choice – Traded to Oakland for fourth and seventh round choices. Pick was originally traded by Miami to Dallas for Akin Ayodele and Anthony Fasano.			
4.	(B) No Choice – Traded to Cleveland for fourth and fifth round choices. Pick was originally obtained from Oakland.			
4.	(C) No Choice – Traded to Cleveland for third round choice in 2009. Pick was originally obtained from Detroit.			
4.	(D) <b>TASHARD CHOICE</b> .....RB..... Georgia Tech.....122 Choice from Cleveland along with fifth round choice for fourth round choice.			
4.	(E) No Choice – Traded to Tennessee for Adam Jones.			
5.	(A) <b>ORLANDO SCANDRICK</b> .....CB..... Boise State.....143 Choice from Jacksonville for fifth and seventh round choices.			
6.	(A) <b>ERIK WALDEN</b> .....LB..... Middle Tennessee St. 167 Choice from Miami along with sixth round choice in 2009 for Jason Ferguson and sixth round choice.			
6.	(B) No Choice – Traded to Miami for Jason Ferguson for sixth choice and sixth round choice in 2009.			
7.	(A) No Choice – Traded to Jacksonville along with fifth round choice for fifth round choice.			
7.	(B) No Choice – Traded to Seattle along with first and fifth round choice for first round choice.			

## 2009

(Drafted Alternately 20th, 19th, 18th, 17th)

Rd.	Player	Pos.	College	Sel. #
1.	No choice – traded to Detroit along with third and sixth round choice for Roy Williams and seventh round choice.			
2.	No choice – traded to Buffalo for third and fourth round choices.			
3.	(A) <b>JASON WILLIAMS</b> .....LB..... Western Illinois.....69 Choice from Cleveland for fourth round choice in 2008.			
3.	(B) <b>ROBERT BREWSTER</b> .....T..... Ball State.....75 Choice from Buffalo along with fourth round choice for second round choice.			
3.	(C) No choice – traded to Detroit along with first and sixth round choices for Roy Williams and seventh round choice.			
4.	(A) <b>STEPHEN MCGEE</b> .....QB..... Texas A&M.....101 Choice from Detroit along with a fourth round choice in 2008 for third round choice in 2008.			
4.	(B) <b>VICTOR BUTLER</b> .....LB..... Oregon State.....110 Choice from Buffalo along with third round choice for second round choice.			

4. (C) No choice – traded to Tampa Bay for fourth round choice and seventh round choice.
4. (D) **BRANDON WILLIAMS**.....LB..... Texas Tech.....120  
Choice from Tampa Bay along with seventh round choice for fourth round choice.
5. (A) **DeANGELO SMITH**.....CB..... Cincinnati.....143  
Choice from Atlanta for fifth round choice and seventh round choice.
5. (B) **MICHAEL HAMLIN**.....S..... Clemson.....166  
Choice from Tennessee for Adam Jones and fourth round choice in 2008.
5. (C) **DAVID BUEHLER**.....K..... Southern California....172  
Compensatory Choice
6. (A) No choice – traded to Detroit along with first and third round choice for Roy Williams and seventh round choice.
6. (B) **STEPHEN HODGE**.....LB..... Texas Christian.....197  
Choice from Miami along with sixth round choice in 2008 for Jason Ferguson along with sixth round choice in 2008.
6. (C) **JOHN PHILLIPS**.....TE..... Virginia.....208  
Compensatory Choice
7. (A) **MIKE MICKENS**.....CB..... Cincinnati.....227
7. (B) **MANUEL JOHNSON**.....WR..... Oklahoma.....229  
Choice from Tampa Bay along with fourth round choice for fourth round choice.

## 2010

(Drafted 27th)

Rd.	Player	Pos.	College	Sel. #
1.	<b>DEZ BRYANT</b> .....WR..... Oklahoma State.....24 Choice from New England along with fourth round choice in 2010 for first and third round choice in 2010.			
2.	<b>SEAN LEE</b> .....LB..... Penn State.....55 Choice from Philadelphia for second and fourth round choices.			
3.	No Choice – Traded to New England for first and fourth round choice in 2010 along with first round choice in 2010.			
4.	<b>AKWASI OWUSU-ANSAH</b> .....S..... Indiana (PA).....126 Choice from San Diego along with sixth round choice for fourth round choice.			
5.	No Choice - Traded to Denver for Monroe Holland.			
6.	(A) <b>SAM YOUNG</b> .....T..... Notre Dame.....179 Choice from San Diego along with fourth round choice for fourth round choice.			
6.	(B) <b>JAMAR WALL</b> .....CB..... Texas Tech.....196			
7.	<b>SEAN LISSEMORE</b> .....DL..... William & Mary.....234			

## 2011

(Drafted Alternately 9th, 8th 7th)

Rd.	Player	Pos.	College	Sel. #
1.	<b>TYRON SMITH</b> .....T..... Southern California.....9			
2.	<b>BRUCE CARTER</b> .....LB..... North Carolina.....40			
3.	<b>DeMARCO MURRAY</b> .....RB..... Oklahoma.....71			
4.	<b>DAVID ARKIN</b> .....G..... Missouri State.....110			
5.	<b>JOSH THOMAS</b> .....CB..... Buffalo.....143			
6.	<b>DWAYNE HARRIS</b> .....WR..... East Carolina.....176			
7.	No Choice – Selected Josh Brent in the 2010 Supplemental Draft.			
7.	(A) <b>SHAUN CHAPAS</b> .....FB..... Georgia.....220 Choice from San Diego for Patrick Crayton.			
7.	(B) <b>BILL NAGY</b> .....C..... Wisconsin.....252 Compensatory Choice			

## 2012

(Drafted Alternately 14th, 13th 19th, 18th, 17th, 16th, 15th)

Rd.	Player	Pos.	College	Sel. #
1.	<b>MORRIS CLAIBORNE</b> .....CB..... Louisiana State.....6 Choice from St. Louis through Washington for first and second round choice.			
2.	No Choice – traded to St. Louis along with first round choice for first round choice.			
3.	<b>TYRONE CRAWFORD</b> .....DE..... Boise State.....81			
4.	(A) <b>KYLE WILBER</b> .....LB..... Wake Forest.....113			
4.	(B) <b>MATT JOHNSON</b> .....S..... Eastern Washington ..135 Compensatory Choice			
5.	<b>DANNY COALE</b> .....WR..... Virginia Tech.....152			
6.	<b>JAMES HANNA</b> .....TE..... Oklahoma.....286			
7.	<b>CALEB McSURDY</b> .....LB..... Montana.....222			

STAFF

ALL-TIME DRAFT

2022 SEASON

RECORDS

PLAYOFF RECORDS

HISTORY

SIDELINES

## 2013

(Drafted Alternately 18th, 17th)

Rd.	Player	Pos.	College	Sel. #	
1.	(A) No Choice – Traded to San Francisco for first and third round choices in 2013.				
1.	(B) TRAVIS FREDERICK...C/G.....	Wisconsin	.....	31	
	Choice from San Francisco along with third round choice in 2013 for first round choice in 2013.				
2.	GAVIN ESCOBAR.....	TE	San Diego State	.....	47
3.	(A) TERRANCE WILLIAMS..WR.....	Baylor	.....	74	
	Choice from San Francisco along with first round choice in 2013 for first round choice in 2013.				
3.	(B) J.J. WILCOX.....	S	Georgia Southern	.....	80
4.	B.W. WEBB.....	CB	William & Mary	.....	114
5.	JOSEPH RANDLE.....	RB	Oklahoma State	.....	151
6.	DeVONTE HOLLOMAN.....	LB	South Carolina	.....	185
7.	No Choice – traded to Miami for Ryan Cook.				

## 2014

(Drafted Alternately 16th, 15th, 14th, 19th, 18th, 17th)

Rd.	Player	Pos.	College	Sel. #	
1.	ZACK MARTIN.....	G	Notre Dame	.....	16
2.	DeMARCUS LAWRENCE..DE.....	Boise State	.....	34	
	Choice from Washington for second round third round choices in 2014.				
3.	No Choice – traded to Washington along with second round choice for second round choice.				
4.	ANTHONY HITCHENS.....	LB	Iowa	.....	119
5.	DEVIN STREET.....	WR	Pittsburgh	.....	146
	Choice from Detroit for fifth and seventh round choices in 2014.				
7.	(A) BEN GARDNER.....	DE	Stanford	.....	231
7.	(B) WILL SMITH.....	LB	Texas Tech	.....	238
7.	(C) AHMAD DIXON.....	S	Baylor	.....	248
	Compensatory Choice				
7.	(D) KEN BISHOP.....	NT	Northern Illinois	.....	251
	Compensatory Choice				
7.	(E) TERRANCE MITCHELL..CB.....	Oregon	.....	254	
	Compensatory Choice				

## 2015

(Drafted Alternately 27th, 28th)

Rd.	Player	Pos.	College	Sel. #	
1.	BYRON JONES.....	CB	Connecticut	.....	27
2.	RANDY GREGORY.....	DE	Nebraska	.....	60
3.	CHAZ GREEN.....	T	Florida	.....	91
4.	DAMIEN WILSON.....	LB	Minnesota	.....	127
5.	RYAN RUSSELL.....	DE	Purdue	.....	163
6.	No Choice – Traded to Baltimore for Rolando McClain.				
7.	(A) MARK NZEocha.....	LB	Wyoming	.....	236
	Choice from San Diego for Sean Lissemore.				
7.	(B) LAURENCE GIBSON...T.....	Virginia Tech	.....	243	
	Choice from Baltimore for Rolando McClain.				
7.	(C) GEOFF SWAIM.....	TE	Texas	.....	246
	Choice from San Francisco for a sixth round choice in 2016.				

## 2016

(Drafted Alternately 4th, 3rd)

Rd.	Player	Pos.	College	Sel. #	
1.	EZEKIEL ELLIOTT.....	RB	Ohio State	.....	4
2.	JAYLON SMITH.....	LB	Notre Dame	.....	34
3.	MALIEK COLLINS.....	DT	Nebraska	.....	67
4.	(A) CHARLES TAPPER.....	DE	Oklahoma	.....	101
4.	(B) DAK PRESCOTT.....	QB	Mississippi State	.....	135
	Compensatory Choice				
5.	No Choice – traded to Oakland for Brice Butler and sixth round choice in 2016.				
6.	(A) ANTHONY BROWN.....	CB	Purdue	.....	189
	Choice from Oakland with Brice Butler.				
6.	(B) KAVON FRAZIER.....	S	Central Michigan	.....	212
	Compensatory Choice				

- (C) DARIUS JACKSON.....RB..... Eastern Michigan.....216  
Compensatory Choice
- (D) RICO GATHERS.....TE..... Baylor.....217  
Compensatory Choice
- No Choice – Traded to Seattle for Christine Michael.

## 2017

(Drafted 28th)

Rd.	Player	Pos.	College	Sel. #	
1.	TACO CHARLTON.....	DE	Michigan	.....	28
2.	CHIDOBE AWUZIE.....	CB	Colorado	.....	60
3.	JOURDAN LEWIS.....	CB	Michigan	.....	92
4.	RYAN SWITZER.....	WR	North Carolina	.....	133
5.	No Choice – traded to Buffalo for Matt Cassell and 2017 seventh round choice				
6.	(A) XAVIER WOODS.....	S	Louisiana Tech	.....	191
	Choice from N.Y. Jets for fifth round choice in 2018				
6.	(B) No Choice – traded to New England for a sixth round choice in 2017 and a seventh round choice in 2017				
6.	(C) MARQUEZ WHITE.....	CB	Florida State	.....	216
	Choice from New England for sixth round choice in 2017 Compensatory Choice				
7.	(A) JOEY IVIE.....	DT	Florida	.....	228
7.	(B) NOAH BROWN.....	WR	Ohio State	.....	239
	Choice from New England for sixth round choice in 2017				
7.	(C) JORDAN CARRELL.....	DT	Colorado	.....	246
	Choice from Buffalo along with Matt Cassell for 2017 fifth round choice				

## 2018

(Drafted Alternately 19th, 18th, 17th, 16th)

Rd.	Player	Pos.	College	Sel. #	
1.	LEIGHTON VANDER ESCH..LB.....	Boise State	.....	19	
2.	CONNOR WILLIAMS.....	G	Texas	.....	50
3.	MICHAEL GALLUP.....	WR	Colorado State	.....	81
4.	(A) DORANCE ARMSTRONG..DE.....	Kansas	.....	116	
4.	(B) JORDAN SCHULTZ.....	TE	Stanford	.....	137
	Compensatory Choice				
5.	(A) No Choice - traded to New England for sixth round pick in 2017 (Xavier Woods).				
5.	(B) MIKE WHITE.....	QB	Western Kentucky	.....	171
	Compensatory Choice				
5.	(C) No Choice - traded to Oakland for fifth round pick in 2018 for Jamize Olawale and a sixth round pick in 2018. Compensatory Choice				
6.	(A) No Choice - traded to L.A. Rams for Tavon Austin. Choice from Oakland for Jamize Olawale and a 2018 fifth round choice				
6.	(B) CHRIS COVINGTON.....	LB	Indiana	.....	193
6.	(C) CEDRICK WILSON.....	WR	Boise State	.....	208
7.	BO SCARBROUGH.....	RB	Alabama	.....	236

## 2019

(Drafted Alternately 27th, 26th)

- No Choice – Traded to Oakland for Amari Cooper.
- TRYSTEN HILL.....DT..... Central Florida.....58
- CONNOR MCGOVERN.....G..... Penn State.....90
- (A) TONY POLLARD.....RB..... Memphis.....128
- (B) No Choice - traded to Cincinnati for fifth round pick in 2019 and sixth round pick in 2019.  
Compensatory Choice
- (A) No Choice - traded to Oakland for fifth round pick in 2019 and seventh round pick in 2019.  
Choice from Cincinnati for fourth round choice in 2019.
- (B) MIKE JACKSON.....CB..... Miami.....158  
Choice from Oakland for a fifth round choice in 2019.
- (C) JOE JACKSON.....DE..... Miami.....165
- (A) No Choice – Traded to Cincinnati for Bené Benwikere.
- (B) DONOVAN WILSON.....S..... Texas A&M.....213  
Choice from Cincinnati for fourth round choice in 2019.
- (A) MIKE WEBER.....RB..... Ohio State.....218  
Choice from Oakland for a fifth round choice in 2019.
- (B) JALEN JELKS.....DE..... Oregon.....241

## 2020

- (Drafted Alternately 17th, 19th, 18th)
1. **CEEDEE LAMB**.....WR.....Oklahoma .....17
  2. **TREVON DIGGS**.....CB.....Alabama .....51
  3. **NEVILLE GALLIMORE**.....DT.....Oklahoma .....82
  4. **(A) REGGIE ROBINSON**...CB.....Tulsa .....123
  4. **(B) TYLER BIADASZ**.....C.....Wisconsin .....146
- Choice from Philadelphia for a fifth round choice in 2020 and a fifth round choice in 2021.  
Compensatory choice
5. (A) No choice – traded to Philadelphia with a fifth round in 2021 for a fourth round in 2020.
  5. **(B) BRADLEE ANAE**.....DE.....UTAH .....179
- Compensatory choice
6. No choice - traded to New England for Michael Bennett.
  7. **BEN DINUCCI**.....QB.....James Madison .....231

## 2021

- (Drafted Alternately 10th, 12th, 11th)
1. **MICAH PARSONS**.....LB.....Penn State .....10
- Choice from Philadelphia along with a third round choice in 2021 for a first round choice in 2021
2. **KELVIN JOSEPH**.....CB.....Kentucky .....44
  3. **(A) OSA ODIGHIZUWA**.....DT.....UCLA .....75
  3. **(B) CHAUNCEY GOLSTON**..DE.....Iowa .....84
- Choice from Philadelphia along with a first round choice in 2021 for a first round choice in 2021
3. **(C) NAHSHON WRIGHT**...CB.....Oregon State .....99
- Compensatory choice
4. **(A) JABRIL COX**.....LB.....Louisiana State .....115
  4. **(B) JOSH BALL**.....T.....Marshall .....138
- Compensatory choice
5. (A) No Choice – traded to Philadelphia with a fifth round choice in 2020 for a fourth round choice in 2020.
  5. **(B) SIMI FEHOKO**.....WR.....Stanford .....178
- Compensatory choice
6. **(A) QUINTON BOHANNA**..DT.....Kentucky .....194
- Choice from Detroit for Everson Griffen
6. **(B) ISRAEL MUKUAMU**...FS.....South Carolina .....227
- Compensatory choice
7. **MATT FARNIOK**.....G.....Nebraska .....238

## 2022

- (Drafted 24th)
1. **TYLER SMITH**.....OT.....Tulsa .....24
  2. **SAM WILLIAMS**.....DE.....Mississippi .....56
  3. **JALEN TOLBERT**.....WR.....South Alabama .....88
  4. **JAKE FERGUSON**.....TE.....Wisconsin .....129
  4. **(A) MATT WALETZKO**.....OT.....North Dakota .....155
- Choice from Cleveland along with a sixth round choice in 2022 for Amari Cooper
5. **(B) DaRON BLAND**.....CB.....Fresno State .....167
  5. **(C) DAMONE CLARK**.....LB.....Louisiana State .....176
- Compensatory choice
5. **(D) JOHN RIDGEWAY**.....DT.....Arkansas .....178
- Compensatory choice
6. **DEVIN HARPER**.....LB.....Oklahoma State .....193
- Choice from Cleveland along with a fifth round choice in 2022 for Amari Cooper
7. No choice – traded to Houston for Eli Anku in 2020.

## 2023

- (Drafted 26th in the first round and 27th in each additional round)
1. **MAZI SMITH**.....DT.....Michigan .....26
  2. **LUKE SCHOONMAKER**.....TE.....Michigan .....58
  3. **DeMARVION OVERSHOWN**..LB.....Texas .....90
  4. **VILIAMI FEHOKO**.....DE.....San Jose State .....129
- (A) No Choice – traded to Houston for Brandin Cooks
5. **(B) ASIM RICHARDS**.....T.....North Carolina .....169
- Compensatory choice
5. **(C) No Choice** – traded to Indianapolis for Stephon Gilmore
- Compensatory choice
6. **(A) ERIC SCOTT**.....CB.....Southern Mississippi..178
- Choice from Kansas City for fifth round choice in 2024
6. **(B) No Choice** – traded to Las Vegas for Johnathan Hankins
- Compensatory choice
6. **(C) DEUCE VAUGHN**.....RB.....Kansas State .....212
- Compensatory choice
7. **JALEN BROOKS**.....WR.....South Carolina .....244



### 2023 Draft Picks

Top row: Mazi Smith (1st round), Luke Schoonmaker (2nd round), DeMarvion Overshown (3rd round), Viliami Fehoko (4th round).  
Second row: Asim Richards (5th round), Eric Scott (6th round), Deuce Vaughn (6th round), Jalen Brooks (7th round).

**1989****PLAN B****PLAYERS SIGNED (5):**  
C Eric Coyle(from Washington)  
DB Ray Horton  
(from Cincinnati)TE Anthony Jones  
(from San Diego)LB Eric Naposki  
(from New England)RB Kevin Scott  
(from San Diego)**PLAYERS LOST (6):**C Bob Brotzki  
(by Atlanta)TE Doug Cosbie  
(by Denver)RB Mark Higgs  
(by Philadelphia)LB Garth Jax  
(by Phoenix)WR Mike Sherrard  
(by San Francisco)QB Kevin Sweeney  
(by San Francisco)**1990****PLAN B****PLAYERS SIGNED (16):**  
FB Tommie Agee

(from Kansas City)

T Louis Cheek  
(from Miami)LB Terrence Cooks  
(from New England)DB Antonio Gibson  
(from New Orleans)WR Rod Harris  
(from New Orleans)OL Greg Johnson  
(from Miami)LB Walter Johnson  
(from New Orleans)RB Keith Jones  
(from Cleveland)WR Dennis McKinnon  
(from Chicago)TE Jay Novacek  
(from Phoenix)DE Lybrant Robinson  
(from Washington)G Tony Slaton  
(from L.A. Rams)LB Vinson Smith  
(from Pittsburgh)DE Anthony Spears  
(from Houston)S James Washington  
(from L.A. Rams)WR Mike Williams  
(from Detroit)**PLAYERS LOST (4):**  
WR Cornell Burbage

(by Minnesota)

WR Bernard Ford  
(by Houston)RB Paul Palmer  
(by Cincinnati)C Bob White  
(by New England)**Cowboys and Free Agency****1991****PLAN B****PLAYERS SIGNED (4):**  
DB Odie Harris

(from Tampa Bay)

TE Craig Hudson  
(from Green Bay)TE Alfredo Roberts  
(from Kansas City)OL Alan Veingard  
(from Green Bay)**PLAYERS LOST (2):**G Crawford Ker  
(by Denver)FB Robert Perryman  
(by Denver)**1992****PLAN B****PLAYERS SIGNED (4):**  
LB Bernard Clark

(from Cincinnati)

G/C Frank Cornish  
(from San Diego)K Brad Daluiso  
(from Buffalo)CB Brian Mitchell  
(from Atlanta)**PLAYERS LOST (6):**TE Rob Awalt  
(by Denver)LB Darrick Brownlow  
(by Buffalo)LB Jack Del Rio  
(by Minnesota)CB Manny Hendrix  
(by San Francisco)S Stan Smagala  
(by Pittsburgh)K Ken Willis  
(by Tampa Bay)**1993****PLAYERS SIGNED (0):****PLAYERS LOST (2):**QB Steve Beuerlein  
(by Phoenix)WR Kelvin Martin  
(by Seattle)**1994****PLAYERS SIGNED (2):**G Derek Kennard  
(from New Orleans)QB Rodney Peete  
(from Detroit)**PLAYERS LOST (8):**DT Tony Casillas  
(by Kansas City)G/C Frank Cornish  
(by Minnesota)G John Gesek  
(by Washington)G/T Kevin Gogan  
(by L.A. Raiders)DT Jimmie Jones  
(by L.A. Rams)QB Bernie Kosar  
(by Miami)K Eddie Murray  
(by Philadelphia)LB Ken Norton  
(by San Francisco)**1995****PLAYERS SIGNED (3):**C Ray Donaldson  
(from Seattle)RB David Lang  
(from St. Louis)CB Deion Sanders  
(from San Francisco)**PLAYERS LOST (11):**LB Darrick Brownlow  
(by Washington)G/C Frank Cornish  
(by Jacksonville)TE Scott Galbraith  
(by Washington)S Kenneth Gant  
(by Tampa Bay)WR Alvin Harper  
(by Tampa Bay)DE Jim Jeffcoat  
(by Buffalo)QB Rodney Peete  
(by Philadelphia)C Mark Stepnoski  
(by Houston)RB Blair Thomas  
(by Atlanta)LB Matt Vanderbeek  
(by Washington)S James Washington  
(by Washington)**1996****PLAYERS SIGNED (2):**LB Fred Strickland  
(from Green Bay)CB Robert Bailey  
(by Miami)**PLAYERS LOST (5):**CB Larry Brown  
(by Oakland)LB Dixon Edwards  
(by Minnesota)LB Robert Jones  
(by St. Louis)DT Russell Maryland  
(by Oakland)G/T Ron Stone\*  
(by N.Y. Giants)**1997****PLAYERS SIGNED (0):****PLAYERS LOST (6):**  
K Chris Boniol\*

(by Philadelphia)

P John Jett  
(by Detroit)LB Godfrey Myles  
(by Denver)LB Jim Schwantz\*  
(by San Francisco)LB Darrin Smith  
(by Philadelphia)S George Teague  
(by Miami)**1998****PLAYERS SIGNED (1):**G Everett McIver  
(from Miami)**PLAYERS LOST (3):**G/C John Flannery  
(by St. Louis)G/T George Hegamin  
(by Philadelphia)S Brock Marion  
(by Miami)**1999****PLAYERS SIGNED (2):**WR Raghib Ismail  
(from Carolina)C Mark Stepnoski  
(from Tennessee)**PLAYERS LOST (3):**WR Patrick Jeffers\*  
(by Carolina)C Clay Shiver  
(by Denver)DT Artie Smith  
(by Kansas City)**2000****PLAYERS SIGNED (4):**LB Joe Bowden  
(from Tennessee)TE Jackie Harris  
(from Tennessee)QB Paul Justin  
(from St. Louis)CB Ryan McNeil  
(from Cleveland)**PLAYERS LOST (8):**TE Eric Bjornson  
(by New England)RB Robert Chancey\*  
(by San Diego)QB Jason Garrett  
(by N.Y. Giants)LB Randall Godfrey  
(by Tennessee)P Toby Gowin\*  
(by New Orleans)LB Lemanski Hall  
(by Minnesota)G/C Tom Myslinski  
(by Pittsburgh)DE Kavika Pittman  
(by Denver)**2001****PLAYERS SIGNED (0):****PLAYERS LOST (3):**QB Randall Cunningham\*  
(by Baltimore)DT Leon Lett  
(by Denver)WR James McKnight  
(by Miami)



**2002**

**PLAYERS SIGNED (4):**  
 DT La'Roi Glover  
 (from New Orleans)  
 LB Kevin Hardy  
 (from Jacksonville)  
 TE Jeff Robinson  
 (from St. Louis)  
 CB Bryant Westbrook  
 (Detroit)

**PLAYERS LOST (1):**  
 S Izell Reese  
 (by Denver)

**2003**

**PLAYERS SIGNED (6):**  
 FB Richie Anderson  
 (from N.Y. Jets)  
 TE Dan Campbell  
 (from N.Y. Giants)  
 P Toby Gowin  
 (from New Orleans)  
 CB Donald Mitchell  
 (from Tennessee)  
 LB Al Singleton  
 (from Tampa Bay)  
 T Ryan Young  
 (from Houston)

**PLAYERS LOST (3):**  
 LB Kevin Hardy  
 (by Cincinnati)  
 DT Brandon Noble  
 (by Washington)  
 DE Peppi Zellner  
 (by Washington)

**2004**

**PLAYERS SIGNED (0):**

**PLAYERS LOST (2):**  
 CB Mario Edwards  
 (by Tampa Bay)  
 DE Ebenezer Ekuban  
 (by Cleveland)

**2005**

**PLAYERS SIGNED (4):**  
 DT Jason Ferguson  
 (from N.Y. Jets)  
 CB Anthony Henry  
 (from Cleveland)  
 G Marco Rivera  
 (from Green Bay)  
 RB Anthony Thomas  
 (from Chicago)

**LOST (0):**

**2006**

**PLAYERS SIGNED (6):**  
 LB Akin Ayodele  
 (from Jacksonville)  
 LB Rocky Boiman  
 (from Tennessee)  
 T Jason Fabin  
 (from N.Y. Jets)  
 TE Ryan Hannam  
 (from Seattle)  
 G Kyle Kosier  
 (from Detroit)  
 K Mike Vanderjagt  
 (from Indianapolis)

**PLAYERS LOST (3):**

TE Dan Campbell  
 (by Detroit)  
 LB Scott Fujita  
 (by New Orleans)  
 T Torrin Tucker\*  
 (by Tampa Bay)

**2007**

**PLAYERS SIGNED (2):**  
 T Leonard Davis  
 (from Arizona)  
 S Ken Hamlin  
 (from Seattle)

**PLAYERS LOST (3):**

DE Kenyon Coleman  
 (by N.Y. Jets)  
 LB Ryan Fowler  
 (by Tennessee)  
 C Al Johnson  
 (by Arizona)

**2008**

**PLAYERS SIGNED (0):**

**PLAYERS LOST (4):**  
 S Keith Davis  
 (by Miami)  
 RB Julius Jones  
 (by Seattle)  
 CB Nathan Jones  
 (by Miami)  
 CB Jacques Reeves  
 (by Houston)

**2009**

**PLAYERS SIGNED (3):**  
 LB Keith Brooking  
 (from Atlanta)  
 DE Igor Olshansky  
 (from San Diego)  
 S Gerald Sensabaugh  
 (from Jacksonville)

**PLAYERS LOST (6):**

G Joe Beger  
 (by Miami)  
 LB Kevin Burnett  
 (by San Diego)  
 DE Chris Canty  
 (by N.Y. Giants)  
 S Keith Davis  
 (by Oakland)  
 NT Tank Johnson  
 (by Cincinnati)  
 LB Zach Thomas  
 (by Kansas City)

**2010**

**PLAYERS SIGNED (0):**

**PLAYERS LOST (2):**  
 S Ken Hamlin  
 (by Baltimore)  
 G Cory Procter  
 (by Miami)

**2011**

**PLAYERS SIGNED (1):**  
 DE Kenyon Coleman  
 (Cleveland)

**PLAYERS LOST (2):**  
 DE Stephen Bowen  
 (by Washington)  
 WR Sam Hurd  
 (by Chicago)

**2012**

**PLAYERS SIGNED (7):**  
 G Mackenzy Bernadeau  
 (Carolina)  
 CB Brandon Carr  
 (Kansas City)  
 LB Dan Connor  
 (Carolina)  
 G Nate Livings  
 (Cincinnati)  
 QB Kyle Orton  
 (Kansas City)  
 S Brodney Pool  
 (N.Y. Jets)  
 FB Lawrence Vickers  
 (Houston)

**PLAYERS LOST (6):**

CB Alan Ball  
 (Houston)  
 TE Martellus Bennett  
 (N.Y. Giants)  
 S Abram Elam  
 (Kansas City)  
 FB Tony Fiammetta  
 (New England)  
 LB Bradie James  
 (Houston)  
 WR Laurent Robinson  
 (Jacksonville)

**2013**

**PLAYERS SIGNED (2):**  
 S Will Allen  
 (Pittsburgh)  
 LB Justin Durant  
 (Detroit)

**PLAYERS LOST (5):**

LB Victor Butler  
 (New Orleans)  
 DE Kenyon Coleman  
 (New Orleans)  
 CB Mike Jenkins  
 (Oakland)  
 WR Kevin Ogletree  
 (Tampa Bay)  
 TE John Phillips  
 (San Diego)

**2014**

**PLAYERS SIGNED (2):**  
 DT Henry Melton  
 (Chicago)  
 DE Jeremy Mincey  
 (Denver)

**PLAYERS LOST (3):**  
 DT Jason Hatcher  
 (Washington)  
 S Danny McCray  
 (Chicago)  
 DE Jarius Wynn  
 (Buffalo)

**2015**

**PLAYERS SIGNED (4)**  
 LB Jasper Brinkley  
 (Minnesota)  
 LB Andrew Gachkar  
 (San Diego)  
 DE Greg Hardy  
 (Carolina)  
 RB Darren McFadden  
 (Oakland)

**PLAYERS LOST (8)**

LB Bruce Carter  
 (Tampa Bay)  
 LB Justin Durant  
 (Atlanta)  
 WR Dwyane Harris  
 (N.Y. Giants)  
 DT Henry Melton  
 (Tampa Bay)  
 RB DeMarco Murray  
 (Philadelphia)  
 T Jermye Parnell  
 (Jacksonville)  
 DE George Selvie  
 (N.Y. Giants)  
 LB Anthony Spencer  
 (New Orleans)

**2016**

**PLAYERS SIGNED (4)**  
 G Joe Looney  
 (Tennessee)  
 DE Benson Mayowa\*  
 (Oakland)  
 RB Alfred Morris  
 (Washington)  
 DE Cedric Thornton  
 (Philadelphia)

**PLAYERS LOST (3)**

G Mackenzy Bernadeau  
 (Jacksonville)  
 QB Matt Cassel  
 (Tennessee)  
 RB Robert Turbin  
 (Indianapolis)

**2017**

**PLAYERS SIGNED (5)**  
 T Byron Bell  
 (Tennessee)  
 S Robert Blanton  
 (Buffalo)  
 CB Nolan Carroll  
 (Philadelphia)  
 DE Damontre Moore  
 (Seattle)  
 DT Stephen Paea  
 (Cleveland)

**PLAYERS LOST (11)**

CB Brandon Carr  
 (Baltimore)  
 S Barry Church  
 (Jacksonville)  
 CB Morris Claiborne  
 (N.Y. Jets)  
 DE Jack Crawford  
 (Atlanta)  
 DE Ryan Davis  
 (Buffalo)  
 RB Lance Dunbar  
 (L.A. Rams)

STAFF

FREE  
AGENCY

2022 SEASON

RECORDS

PLAYOFF  
RECORDS

HISTORY

SIDELINES

**2017, cont.**

TE Gavin Escobar  
(Kansas City)  
G Ronald Leary  
(Denver)  
DT Terrell McClain  
(Washington)  
QB Mark Sanchez  
(Chicago)  
S J.J. Wilcox  
(Tampa Bay)

**2018****PLAYERS SIGNED (4)**

WR Deonte Thompson  
(Buffalo)  
G Marcus Martin  
(Cleveland)  
T Cameron Fleming  
(New England)  
DE Kony Ealy  
(N.Y. Jets)

**PLAYERS LOST (6)**

CB Bené Benwikere  
(Arizona)  
WR Brice Butler  
(Arizona)  
G Jonathan Cooper  
(San Francisco)  
LB Anthony Hitchens  
(Kansas City)  
FB Keith Smith\*  
(Oakland)  
LB Kyle Wilber  
(Oakland)

**2019****PLAYERS SIGNED (3)**

WR Randall Cobb  
(Green Bay)  
DT Christian Covington  
(Houston)  
S George Iloka  
(Minnesota)

**PLAYERS LOST (3)**

WR Cole Beasley  
(Buffalo)  
TE Geoff Swaim  
(Jacksonville)  
LB Damien Wilson  
(Kansas City)

**2020****PLAYERS SIGNED (5)**

TE Blake Bell  
(Kansas City)  
CB Maurice Canady  
(N.Y. Jets)  
S Ha Ha Clinton-Dix  
(Chicago)  
DT Gerald McCoy  
(Carolina)  
K Greg Zuerlein  
(LA Rams)

**PLAYERS LOST (8)**

WR Randall Cobb  
(Houston)  
DT Maliek Collins  
(Las Vegas)

**2020, cont.**

S Jeff Heath  
(Las Vegas)  
DE Kerry Hyder  
(San Francisco)  
CB Byron Jones  
(Miami)  
DE Robert Quinn  
(Chicago)  
G Xavier Su'a-Filo  
(Cincinnati)  
TE Jason Witten  
(Las Vegas)

**2021****PLAYERS SIGNED (8)**

LB Tarell Basham  
(N.Y. Jets)  
S Damontae Kazee  
(Atlanta)  
LS Jake McQuaide  
(LA Rams)  
LB Keanu Neal  
(Atlanta)  
T Ty Nsekhe  
(Buffalo)  
TE Jeremy Sprinkle  
(Washington)  
DT Brent Urban  
(Chicago)  
DE Carlos Watkins  
(Houston)

**PLAYERS LOST (8)**

CB Chidobe Awuzie  
(Cincinnati)

**2021, cont.**

TE Blake Bell  
(Kansas City)  
QB Andy Dalton  
(Chicago)  
T Cameron Erving  
(Carolina)  
T Greg Senat\*  
(Cleveland)  
DE Aldon Smith  
(Seattle)  
LB Joe Thomas  
(Houston)  
S Xavier Woods  
(Minnesota)

**2022****PLAYERS SIGNED (3)**

DE Dante Fowler  
(Atlanta)  
RB Ryan Nall  
(Chicago)  
WR James Washington  
(Pittsburgh)

**PLAYERS LOST (5)**

DE Randy Gregory  
(Denver)  
LB Keanu Neal  
(Tampa Bay)  
WR Malik Turner  
(San Francisco)  
G Connor Williams  
(Miami)  
WR Cedrick Wilson  
(Miami)

**2023****PLAYERS SIGNED (2)**

T Chuma Edoga  
(Atlanta)  
RB Ronald Jones  
(Kansas City)

**PLAYERS LOST (6)**

WR Noah Brown  
(Houston)  
G Connor McGovern  
(Buffalo)  
LB Luke Gifford  
(Tennessee)  
LS Jake McQuaide  
(Detroit)  
TE Dalton Schultz  
(Houston)  
DT Carlos Watkins  
(Arizona)

**2023 Free Agency**

Left to Right: Chuma Edoga (Atlanta - pictured with the N.Y. Jets), Ronald Jones (Kansas City)

2022 SEASON



CEEDEE LAMB

DALLAS COWBOYS

DALLAS COWBOYS

DALLAS COWBOYS DALLAS COWBOYS DALLAS COWBOYS

## 2022 Regular Season Statistics

**SECOND PLACE, NFC EAST**  
**HEAD COACH: MIKE MCCARTHY**

PRESEASON (2-1)			Att.
DATE	W/L	SCORE	OPPONENT

REGULAR SEASON (12-5)			Att.
9/11	L	3-19	TAMPA BAY
9/18	W	20-17	CINCINNATI
9/26	W	23-16	@ N.Y. Giants
10/2	W	25-10	WASHINGTON
10/9	W	22-10	@ LA Rams
10/16	L	17-26	@ Philadelphia
10/23	W	24-6	DETROIT
10/30	W	49-29	CHICAGO
11/6			- Bye -
11/13	L	28-31	@ Green Bay (OT)
11/20	W	40-3	@ Minnesota
11/24	W	28-20	N.Y. GIANTS
12/4	W	54-19	INDIANAPOLIS
12/11	W	27-23	HOUSTON
12/18	L	34-40	@ Jacksonville (OT)
12/24	W	40-34	PHILADELPHIA
12/29	W	27-13	@ Tennessee
1/8/23	L	6-26	@ Washington

AT&T Stadium configuration  
\* - All Open      # - All Closed  
^ - Only Doors Open      % - Only Roof Open

RUSHING	ATT	YDS	AVG	LG	TD
Pollard	193	1,007	5.2	57	9
Elliott	231	876	3.8	27	12
Prescott	45	182	4.0	25	1
Davis	38	161	4.2	23	1
Lamb	10	47	4.7	14	0
Turpin	3	17	5.7	11	0
Rush	9	6	0.7	6	0
Hendershot	1	2	2.0	2	1
Anger	1	0	0.0	0	0
Team	531	2,298	4.3	57	24
Opponents	497	2,198	4.4	36	9

RECEIVING	REC	YDS	AVG	LG	TD
Lamb	107	1,359	12.7	39	9
Schultz	57	577	10.1	30	3
N. Brown	43	555	12.9	51	5
Gallup	39	424	10.9	27	4
Pollard	39	371	9.5	68	3
Ferguson	19	174	9.2	30	2
Elliott	17	92	5.4	31	0
Hendershot	11	103	9.4	29	2
Hilton	7	121	17.3	52	0
Davis	6	63	10.5	18	0
Fehoko	3	24	8.0	12	0
Houston	2	16	8.0	11	0
Tolbert	2	12	6.0	8	0
McKeon	2	11	5.5	10	0
Turpin	1	9	9.0	9	0
Team	355	3,911	11.0	68	28
Opponents	345	3,767	10.9	75	23

INTERCEPTIONS	NO	YDS	AVG	LG	TD
Bland	5	19	3.8	15	0
Diggs	3	10	3.3	7	0
Hooker	3	29	9.7	26	0
Kearse	1	2	2.0	2	0
Lewis	1	0	0.0	0	0
Mukuamu	1	0	0.0	0	0
Wilson	1	0	0.0	0	0
Wright	1	0	0.0	0	0
Team	16	60	3.8	26	0
Opponents	18	354	19.7	52	3

PUNTING NO	YDS	AVG	TB	IN20	LG	BL	NET
Anger	68	3,291	48.4	6	27	83	0 42.8
Cowboys	68	3,291	48.4	6	27	83	0 42.8
Opps	71	3,273	46.1	6	29	63	1 40.1

PUNT RETURNS	NO	YDS	AVG	FC	LG	TD
Turpin	29	303	10.4	26	52	0
Cowboys	29	303	10.4	26	52	0
Opponents	32	258	8.1	23	20	0

KICKOFF RETURNS	NO	YDS	AVG	LG	TD
Turpin	21	508	24.2	63	0
Hendershot	1	18	18.0	18	0
Cowboys	22	526	23.9	63	0
Opponents	21	509	24.2	34	0

SCORE BY QUARTERS	1	2	3	4	OT	T
Cowboys	91	133	106	137	0	467
Opponents	58	129	79	67	9	342

PASSING	ATT	COMP	YDS	PCT	AVG	TD	INT	PCT	PCT	LG	SKS/YDS	RATING
Prescott	394	261	2,860	66.2	7.3	23	5.8	15	3.8	68	20/126	91.1
Rush	162	94	1,051	58.0	6.5	5	3.1	3	1.9	46	7/49	80.0
Cowboys	556	355	3,911	63.8	7.0	28	5.0	18	3.2	68	27/175	87.9
Opponents	550	345	3,767	62.7	6.8	23	4.2	16	2.9	75	54/352	84.7

FIELD GOALS	11-19	20-29	30-39	40-49	50+
Maher	0-0	9-9	5-5	6-7	9-11
Cowboys	0-0	9-9	5-5	6-7	9-11
Opponents	0-0	8-8	6-8	11-12	9-12

Maher: (51), (54,50), (26,28,59M,44), (53,45,28,29), (33,40,36), (30,59M), (22), (1), (1), (27,53,60,50), (46M), (1), (33,53), (24,53), (21,44,48,26), (36,45), (1), (45), (29,51M), (51,34), (40,53), (36), (54M,29), (25), (57,57), (52,34), (43,50,54), (33,48), (25,47), (37,29), (31M,52M,29,22).

SCORING	TDR	TDP	TDR2P	PT	FG	PAT	S	TP	
Maher	0	0	0	0	0	0	29/32	50/53	0 137
Elliott	12	0	0	0	0	0	0	0	0 72
Pollard	9	3	0	0	0	0	0	0	0 72
Lamb	0	9	0	0	0	0	0	0	0 54
Schultz	0	5	0	0	0	0	0	0	0 30
Gallup	0	4	0	0	0	0	0	0	0 24
N. Brown	0	3	0	0	0	0	0	0	0 18
Hendershot	1	2	0	0	0	0	0	0	0 18
Ferguson	0	2	0	0	0	0	0	0	0 12
Davis	1	0	0	0	0	0	0	0	0 6
Hooker	0	1a	0	0	0	0	0	0	0 6
Lawrence	0	1b	0	0	0	0	0	0	0 6
Parsons	0	1c	0	0	0	0	0	0	0 6
Prescott	1	0	0	0	0	0	0	0	0 6
Team	24	28	3	1	29/32	50/53	0	467	
Opponents	9	23	3*	1	34/40	28/29	0	342	

2-pt Conversions: Dallas 0-2, Opponents 1-5

a- 38-yd fumble return vs. Ind 12/4  
b- 19-yd fumble return at LAR 10/9  
c- 36-yd fumble return vs. Chi 10/30

\*- R. Jenkins 52-yd INT return at Jac 12/18  
J. Sweat 42-yd INT return vs. Phi 12/24  
K. Fuller 52-yd INT return at Was 1/8/23

### USUAL STARTERS

WR <b>CeeDee Lamb</b>	DE <b>DeMarcus Lawrence</b> (17)
LT <b>Tyler Smith</b> (16)	DT <b>Osa Odighizuwa</b> (17)
Jason Peters (1)	Neville Gallimore (4)
LG <b>Connor McGovern</b> (14)	DT <b>Quinton Bohanna</b> (9)
Matt Farniok (2)	Carlos Watkins (9)
C <b>Tyler Biadasz</b> (16)	Johnathan Hankins (3)
RG <b>Zack Martin</b>	DE <b>Michah Parsons</b> (12)
RT <b>Terence Steele</b> (13)	Dorance Armstrong (5)
Tyron Smith (4)	OLB <b>Michah Parsons</b> (5)
TE <b>Dalton Schultz</b> (15)	Anthony Barr (10)
WR <b>Noah Brown</b> (13)	MLB <b>L. Vander Esch</b> (14)
WR <b>Michael Gallup</b> (11)	Damone Clark (3)
QB <b>Dak Prescott</b> (12)	LCB <b>Trevon Diggs</b> (17)
Cooper Rush (5)	NCB <b>Jourdan Lewis</b> (4)
RB <b>Ezekiel Elliott</b> (14)	DeRon Bland (8)
<b>Tony Pollard</b> (4)	RCB <b>Anthony Brown</b> (12)
K <b>Brett Maher</b>	S <b>Jayron Kearse</b> (14)
P <b>Bryan Anger</b>	S <b>Danore Wilson</b> (17)
<b>Pro Bowlers in Bold</b>	S <b>Malik Hooker</b> (6)

## 2022 Regular Season Defensive Statistics

	Tackles			Sks/ Yds	Tkl/ Loss	QB Pres.	FR	FF	INT/Yds	PD
	Solo	Asst.	Total							
1. Wilson, Donovan.....	80	- 28	- 108	5.0/-35	4/6	9	1	2	1/0	2
2. Vander Esch, Leighton.....	69	- 31	- 100	1.0/-4	3/5	3		1		1
3. Kearse, Jayron.....	59	- 24	- 83	2.0/-12	5/-10	6		1	1/2	5
4. Hooker, Malik.....	46	- 21	- 67		3/7		1		3/29	3
5. Lawrence, DeMarcus.....	49	- 12	- 61	6.0/-35	6/-9	45	2	3		3
Barr, Anthony.....	38	- 23	- 61	1.0/-9	1/4	6	2			1
7. Diggs, Trevon.....	54	- 5	- 59				1		3/10	14
8. Bland, DaRon.....	40	- 16	- 56		1/-2	2			5/19	7
9. Parsons, Micah.....	34	- 20	- 54	13.5/-89	5/-10	69	3	3		3
10. Clark, Damone.....	32	- 18	- 50		1/3	1		2		
11. Brown, Anthony.....	35	- 9	- 44		1/-1			1		7
12. Odighizuwa, Osa.....	24	- 16	- 40	4.0/-27	5/-15	16		1		
13. Gallimore, Neville.....	18	- 15	- 33	1.0/-9	1/-2	6				1
14. Watkins, Carlos.....	13	- 17	- 30		2/-3	4		1		
15. Armstrong, Dorance.....	15	- 13	- 28	8.5/-55	2/-6	25	2	1		
16. Lewis, Jourdan.....	21	- 6	- 27	1.0/0					1/0	1
17. Wright, Nahshon.....	16	- 6	- 22		1/-1				1/0	4
Golston, Chauncey.....	13	- 9	- 22	1.0/-2	1/-2	7				1
19. Fowler, Dante.....	17	- 3	- 20	6.0/-49	3/-11	29		2		2
Bohanna, Quinton.....	6	- 14	- 20		3/-2	2				
21. Williams, Sam.....	12	- 7	- 19	4.0/-26	7/-15	20	3	1		1
22. Mukuamu, Israel.....	13	- 3	- 16			1			1/0	1
23. Joseph, Kelvin.....	11	- 2	- 13					1		2
24. Hanks, Johnathan.....	11	- 1	- 12		1/3	2				
25. Hill, Trysten.....	4	- 2	- 6		1/4	4				
26. Gifford, Luke.....	2	- 3	- 5					1		
27. Coyle, Tyler.....	4	- 0	- 4							
Cox, Jabril.....	2	- 2	- 4							
29. Mullen, Trayvon.....	3	- 0	- 3							
30. Alexander, Mackensie.....	1	- 0	- 1							
Bell, Markquese.....	1	- 0	- 1							
32. Basham, Tarrell.....						1				

## 2022 Regular Season Special Teams Statistics

	Tackles			Fumbles For.-Rec.	Block Kick
	Solo	Asst.	Total		
1. Gifford, Luke.....	8	- 4	- 12		1-0
2. Goodwin, C.J.....	4	- 5	- 9		1-0
3. Joseph, Kelvin.....	6	- 1	- 7		
4. Overton, Matt.....	2	- 3	- 5		
5. Hendershot, Peyton.....	3	- 1	- 4		
Brown, Noah.....	2	- 2	- 4		
7. Clark, Damone.....	2	- 1	- 3		
8. Bland, DaRon.....	2	- 0	- 2		
Davis, Malik.....	2	- 0	- 2		
Mukuamu, Israel.....	2	- 0	- 2		
Olison, Quadree.....	2	- 0	- 2		
Wilson, Donovan.....	2	- 0	- 2		
13. Cox, Jabril.....	1	- 1	- 2		
14. Coyle, Tyler.....	0	- 2	- 2		
15. Dowdle, Rico.....	1	- 0	- 1		
Ferguson, Jake.....	1	- 0	- 1		
Pollard, Tony.....	1	- 0	- 1		
Turpin, KaVontae.....	1	- 0	- 1		
Wright, Nahshon.....	1	- 0	- 1		
20. McKeon, Sean.....	0	- 1	- 1		0-1
21. Armstrong, Dorance.....					2

## 2022 Postseason Statistics

**SECOND PLACE, NFC EAST**  
**HEAD COACH: MIKE MCCARTHY**

**2022 NFC WILD CARD GAME**

**DATE** W/L SCORE OPPONENT **Att.**  
1/16/23 W 31-14 @ Tampa Bay 69,145

**2022 NFC DIVISIONAL GAME**

**DATE** W/L SCORE OPPONENT **Att.**  
1/22/23 L 12-19 @ San Francisco 71,888

**TEAM STATISTICS**

	DALLAS	OPP
FIRST DOWNS	41	45
Rushing	13	11
Passing	25	31
Penalty	3	3
Third Down-Made/Att	12/28	17/32
Third Down Efficiency	42.9	53.1
Fourth Down-Made/Att	4/4	1/3
TOTAL NET YARDS	707	698
Avg. Per Game	353.5	349.0
Total Plays	129	143
Avg. Per Play	5.5	4.9
NET YARDS RUSHING	204	165
Avg. Per Game	102.0	82.5
Total Rushes	57	44
Avg. Per Rush	3.6	3.8
NET YARDS PASSING	503	533
Avg. Per Game	251.5	266.5
Sacked/Yards Lost	2/8	4/32
Gross Yards	511	565
Attempts/Completions	70/48	95/54
Pct. of Completions	68.6	56.8
Had Intercepted	2	1
PUNTS/AVERAGE	8/47.0	9/45.4
Net Punting Average	40.6	40.2
PUNT RET./AVG.	2/3.5	5/10.2
KICKOFF RET./AVG.	5/31.0	4/27.8
INT. RET./AVG.	1/0.0	2/11.0
PENALTIES/YARDS	9/65	6/64
FUMBLES/BALL LOST	0/0	3/1
TOUCHDOWNS	6	3
Rushing	1	1
Passing	5	2
Returns	0	0
EXTRA POINTS/ATTEMPTS	1/6	1/1
TWO POINT CON/ATT	0/0	1/2
FIELD GOALS/ATTEMPTS	2/2	4/4
AVG. TIME OF POSS.	30:51	29:10

RUSHING	ATT	YDS	AVG	LG	TD
Pollard	21	99	4.7	18	0
Elliott	23	53	2.3	9	0
Prescott	11	46	4.2	11	1
Lamb	2	6	3.0	4	0
Team	57	204	3.6	18	1
Opponents	44	165	3.8	13	1

FIELD GOALS	11-19	20-29	30-39	40-49	50+
Maher	0-0	1-1	0-0	1-1	0-0
Cowboys	0-0	1-1	0-0	1-1	0-0
Opponents	0-0	2-2	0-0	1-1	1-1

Maher: (1; (25,43)  
Opp: (1; (26,47,50,28)

RECEIVING	REC	YDS	AVG	LG	TD
Lamb	14	185	13.2	46	1
Schultz	12	122	10.2	26	3
Gallup	5	46	9.2	15	1
Pollard	5	23	4.6	8	0
N. Brown	4	39	9.8	18	0
Hilton	3	38	12.7	15	0
Elliott	3	16	5.3	9	0
Ferguson	1	34	34.0	34	0
Turpin	1	8	8.0	8	0
Team	48	511	10.6	46	5
Opponents	54	565	10.5	31	2

SCORING	TDR	TDP	TDR1	2Pt	FG	PAT	S	TP
Schultz	0	3	0	0	0/0	0/0	0	18
Maher	0	0	0	0	2/2	1/6	0	7
Gallup	0	1	0	0	0/0	0/0	0	6
Lamb	0	1	0	0	0/0	0/0	0	6
Prescott	1	0	0	0	0/0	0/0	0	6
Team	1	5	0	0	2/2	1/6	0	43
Opponents	1	2	0	1	4/4	1/1	0	33

2-pt Conversions: Dallas 0/0, Opponents 1/2

**DEFENSIVE STATS**

INTERCEPTIONS	NO	YDS	AVG	LG	TD
Kearse	1	0	0.0	0	0
Team	1	0	0.0	0	0
Opponents	2	22	11.0	16	0

PUNTING	NO	YDS	AVG	TB	IN20	LG	BL	NET
Anger	8	376	47.0	0	4	56	0	40.6
Cowboys	8	376	47.0	0	4	56	0	40.6
Opps	9	409	45.4	2	4	54	0	40.2

PUNT RETURNS	NO	YDS	AVG	FC	LG	TD
Turpin	2	7	3.5	2	7	0
Cowboys	2	7	3.5	2	7	0
Opponents	5	51	10.2	2	14	0

KICKOFF RETURNS	NO	YDS	AVG	LG	TD
Turpin	5	155	31.0	44	0
Cowboys	5	155	31.0	44	0
Opponents	4	111	27.8	53	0

SCORE BY	1	2	3	4	OT	T
QUARTERS						
Cowboys	6	18	9	10	-	43
Opponents	3	6	6	18	-	33

SOLO Tackles			
	SOLO	ASST.	TOTAL
1. Vander Esch, Leighton	10	-	11
2. Bland, DaRon	10	-	10
3. Wilson, Donovan	9	-	9
4. Hooker, Malik	8	-	8
5. Kearse, Jayron	6	-	6
6. Barr, Anthony	5	-	5
7. Parsons, Micah	4	-	4
8. Diggs, Israel	3	-	3
Mukuamu, Israel	3	-	3
Odighizuwe, Osa	3	-	3
11. Armstrong, DORANCE	4	-	4
12. Lawrence, DeMarco	3	-	3
13. Hanks, Johnathan	3	-	3
Rhodes, Xavier	3	-	3
15. Watkins, Carlos	2	-	2
16. Golston, Chauncey	0	-	0
17. Fowler, Dante	1	-	1
Gallimore, Neville	1	-	1

**SPECIAL TEAMS**

SOLO Tackles			
	SOLO	ASST.	TOTAL
1. Gifford, Luke	1	-	1
2. Joseph, Kelvin	1	-	1
McKeon, Sean	1	-	1
4. Bland, DaRon	1	-	1
Brown, Noah	1	-	1
Ferguson, Jake	1	-	1
Hendershot, Peyton	1	-	1
8. Clark, Damone	0	-	0
Goodwin, C.J.	0	-	0

PASSING	ATT	COMP	YDS	PCT	AVG	TD	PCT	INT	PCT	LG	SKS/YDS	RATING
Prescott	70	48	511	68.6	7.3	5	7.1	2	2.9	46	2/8	101.5
Cowboys	70	48	511	68.6	7.3	5	7.1	2	2.9	46	2/8	101.5
Opponents	95	54	565	56.8	5.9	2	2.1	1	1.1	31	4/32	76.9



STAFF

PLAYERS

2022 SEASON

RECORDS

PLAYOFF RECORDS

HISTORY

SIDELINES

## 2022 Preseason Statistics

### RECORD: 2-1

#### PRESEASON (2-1)

DATE	W/L	SCORE	OPPONENT	Att.
8/13	L	7-17	at Denver	76,476
8/20	W	32-18	at LA Chargers	69,047
8/26	W	27-26	SEATTLE	81,598#

AT&T Stadium configuration

^ - All Open      # - All Closed

^ - Only Doors Open      % - Only Roof Open

#### TEAM STATISTICS

	DALLAS	OPP
FIRST DOWNS	54	60
Rushing	19	7
Passing	29	39
Penalty	6	14
Third Down-Made/Att.	13/42	14/41
Third Down Efficiency	31.0	34.1
Fourth Down-Made/Att.	2/7	3/7
TOTAL NET YARDS	844	948
Avg. Per Game	281.3	316.0
Total Plays	193	198
Avg. Per Play	4.4	4.8
NET YARDS RUSHING	384	237
Avg. Per Game	128.0	79.0
Total Rushes	97	78
Avg. Per Rush	4.0	3.0
NET YARDS PASSING	460	711
Avg. Per Game	153.3	237.0
Sacked/Yards Lost	6/43	4/40
Gross Yards	503	751
Attempts/Completions	90/51	116/66
Pct. of Completions	56.7	56.9
Had Intercepted	1	5
PUNTS/AVERAGE	15/47.4	12/46.8
Net Punting Average	38.6	36.7
PUNT RET./AVG.	4/25.3	6/12.0
KICKOFF RET./AVG.	5/42.4	2/13.0
INT./AVG. RET.	5/12.2	1/0.0
PENALTIES/YARDS	35/296	19/156
FUMBLES/BALL LOST	3/0	2/2
TOUCHDOWNS	8	6
Rushing	2	1
Passing	4	5
Returns	2	0
EXTRA POINTS/ATTEMPTS	7/7	5/5
TWO POINT CONV./ATTS.	1/1	1/1
FIELD GOALS/ATTEMPTS	3/6	6/6
AVG. TIME OF POSS.	29:43	30:17

RUSHING	ATT	YDS	AVG	LG	TD
M. Davis	31	132	4.3	16	1
Shampkln	28	106	3.8	16	0
Dowdle	22	80	3.6	15	1
Grier	6	35	5.8	16	0
DiNucci	8	15	1.9	6	0
Rush	1	9	9.0	9	0
Turpin	1	7	7.0	7	0
Team	97	384	4.0	16	2
Opponents	78	237	3.0	27	1

RECEIVING	ATT	YDS	AVG	LG	TD
Ferguson	7	76	10.9	24	0
B. Smith	6	118	19.7	40	1
Hendershot	6	52	8.7	15	1
Tolbert	6	44	7.3	19	0
Fehoko	5	37	7.4	12	2
M. Davis	5	27	5.4	9	0
Houston	3	43	14.3	18	0
Drummond	3	38	12.7	22	0
Turpin	3	20	6.7	8	0
Vasher	2	20	10.0	11	0
Sprinkle	2	16	8.0	10	0
Dowdle	1	8	8.0	8	0
McKeon	1	4	4.0	4	0
Shampkln	1	0	0.0	0	0
Team	51	503	9.9	40	4
Opponents	66	751	11.4	42	5

INTERCEPTIONS	NO	YDS	AVG	LG	TD
Mukuamu	2	6	3.0	6	0
Bell	1	30	30.0	30	0
Wright	1	22	22.0	22	0
Thomas	1	3	3.0	3	0
Team	5	61	12.2	30	0
Opponents	1	0	0.0	0	0

PUNTING	NO	YDS	AVG	TB	INT	LG	BL	NET
Anger	15	711	47.4	3	5	59	0	38.6
Cowboys	15	711	47.4	3	5	59	0	38.6
Opps	12	561	46.8	1	5	62	0	36.7

PUNT RETURNS	NO	YDS	AVG	FC	LG	TD
Turpin	2	96	48.0	4	86	1
Drummond	2	5	2.5	2	5	0
Cowboys	4	101	25.3	6	86	1
Opponents	6	72	12.0	3	27	0

KICKOFF RETURNS	NO	YDS	AVG	LG	TD
Turpin	3	145	48.3	98	1
Thomas	1	35	35.0	35	0
Davis	1	32	32.0	32	0
Cowboys	5	212	42.4	98	1
Opponents	2	26	13.0	22	0

SCORE BY QUARTERS	1	2	3	4	OT	T
Cowboys	7	32	10	17	-	66
Opponents	13	27	7	14	-	61

PASSING	ATT	COMP	YDS	PCT	AVG	TD	PCT	PCT	LG	SKS/YDS	RATING
Gilbert	32	18	186	56.3	5.8	2	6.3	0	0.0	4/22	64.0
DiNucci	27	16	181	59.3	6.7	2	7.4	0	0.0	40	1/9 104.1
Rush	31	17	136	54.8	4.4	0	0.0	1	3.2	19	1/12 52.6
Cowboys	90	51	503	56.7	5.6	4	4.4	1	1.1	40	6/43 82.8
Opponents	116	66	751	56.9	6.5	5	4.3	5	4.3	42	4/40 72.9

FIELD GOALS	11-19	20-29	30-39	40-49	50+
Niswander	0-0	1-2	3-3	0-0	0-1
Zuerlein	0-0	0-0	0-0	0-0	0-0
Hajrullahu	0-0	0-0	0-0	0-0	0-0
Cowboys	0-0	1-2	3-3	0-0	0-2
Opponents	0-0	0-2	3-3	3-5	0-0

Niswander: (29,29B,52M), (36,38,36),(0,0).

Zuerlein: (0, 0, 0), (56M).

Hajrullahu: (0, 0, 0, 0).

Opp: (49M,49), (33,28,48,47), (38,24),(45,34).

SCORING	TDR	TDP	TDRt2Pt	FG	PAT	S	TP
Fehoko	0	2	0	0/0	0/0	0	12
Maher	0	0	0	2/4	6/6	0	0
Turpin	0	0	2	0/0	0/0	0	12
B. Smith	0	1	0	0/0	0/0	0	6
Davis	1	0	0	0/0	0/0	0	6
Hendershot	0	1	0	0/0	0/0	0	6
Dowdle	1	0	0	0/0	0/0	0	6
Hajrullahu	0	0	0	1/2	1/1	0	4
Ferguson	0	0	0	1/0	0/0	0	2
Team	2	4	2	3/6	7/7	0	66
Opponents	1	5	0	1/6	5/5	0	61

2-pt Conversions: Dallas 1/1, Opponents 1/1

#### DEFENSIVE STATS

	Tackles		TOTAL
	SOLO	ASST.	
1. Wright, Nahshon	13	3	16
2. Harper, Devin	10	6	16
3. Bell, Markquese	9	1	10
4. Jackson, Storey	5	5	10
5. Cox, Jabril	8	1	9
6. Bland, DaRon	8	1	9
7. Bronson, Josiah	2	7	9
8. Coyle, Tyler	5	3	8
9. Taylor-Stuart, Isaac	4	3	7
10. Joseph, Kelvin	3	4	7
11. Williams, Sam	3	4	7
12. Bohanna, Quinton	3	3	6
Ridgeway, John	3	3	6
13. Hill, Trysten	4	1	5
Golston, Chauncey	4	1	5
Moseley, Quandre	4	1	5
Thomas, Juanyeh	4	1	5
17. Jefferson, Malik	3	2	5
18. Mukuamu, Israel	2	3	5
19. Sam, Christian	2	2	4
20. Tafua, Mika	2	1	3
21. Basham, Tarrell	2	0	2
Brown, Kyron	2	0	2
Gifford, Luke	2	0	2
Goodwin, C.J.	2	0	2
25. Bryant, Markaviest	1	1	2
Fowler, Dante	1	1	2
27. Facliu, Austin	1	0	1
Gallimore, Neville	1	0	1

STAFF

PLAYERS

2022 SEASON

RECORDS

PLAYOFF RECORDS

HISTORY

SIDELINES





# 2022 Game-by-Game

## COWBOYS DEFENSE

	FIRST DOWNS			TOTAL OFF. YDS	PLAYS	RUSHING		PASSING			INT BY/DAL		PUNTS			PUNT RETURNS			NO RETURNS			PEN. NO-YDS	FUM IN/OUT	SCORING																	
	T	R	Pa			Pe	YDS	ATT	YDS	SK/YD	ATT	COM	NO	YDS	TD	NO	YDS	FC	TD	NO	YDS			TD	NO	YDS	TD	TD	TDr	TdP	Tdrt	PAI	2-PT	FG	T.O.P.						
Tampa Bay	18	9	9	0	347	62	152	33	195	2/17	27	18	1	15	0	3-50.7	3	28	1	0	0	0	0	5-25	0/0	1	0	1	0	1/1	0/0	4/5	32:42								
Cincinnati	19	3	13	3	254	67	89	25	165	6/34	36	24	0	0	0	5-47.2	1	20	3	0	0	0	7-35	0/0	1	0	1	0	1/1	0/0	3/3	33:48									
@ N.Y. Giants	22	10	8	4	336	67	167	25	169	5/27	37	20	1	0	0	3-45.0	2	1	1	0	0	0	8-57	0/0	1	0	1	0	1/1	0/0	3/4	27:18									
Washington	17	6	10	1	297	71	142	27	155	2/15	45	25	2	0	0	6-45.0	2	7	2	0	1	18	11-136	1/0	1	0	1	0	1/1	0/0	1/1	35:06									
@ LA Rams	14	2	10	2	323	64	38	15	285	5/35	44	29	1	0	0	6-37.2	3	19	2	0	0	0	3-25	2/2	1	0	1	0	1/1	0/0	1/2	30:30									
@ Philadelphia	22	9	9	4	268	68	136	39	155	4/23	25	15	0	3	13	0	4-46.8	1	14	0	0	0	2-10	1/0	3	1	2	0	2/2	0/1	2/2	34:30									
Detroit	18	6	11	1	312	56	117	25	195	5/33	26	21	2	0	0	3-48.0	1	13	3	0	0	0	8-59	4/3	0	0	0	0	0/0	0/0	2/2	31:14									
Chicago	22	15	4	3	371	71	240	43	131	4/25	24	18	0	1	21	0	4-50.8	1	9	0	0	1	6-45	1/1	4	2	2	0	2/2	0/2	1/1	35:04									
@ Green Bay	20	9	8	3	415	61	207	39	208	2/16	20	14	0	2	68	0	4-40.0	4	32	1	0	5	6-40	3/2	4	1	3	0	4/4	0/0	1/2	35:55									
@ Minnesota	16	3	10	3	183	54	73	17	110	7/49	30	17	0	0	0	7-48.3	1	3	0	0	2	48	7-59	2/1	0	0	0	0	0/0	0/0	1/1	22:36									
N.Y. Giants	21	6	11	4	300	59	90	21	210	3/18	35	21	0	2	18	0	4-48.3	1	3	0	0	0	7-66	1/0	2	1	1	0	2/2	0/0	2/2	25:51									
Indianapolis	18	5	12	1	309	70	106	30	203	3/30	37	21	3	1	31	0	3-39.7	1	4	2	0	8	6-88	2/2	2	0	2	0	1/1	0/1	2/2	31:19									
Houston	16	6	10	0	327	64	114	37	213	0/0	27	20	1	2	33	0	4-49.3	3	36	0	0	0	4-25	1/1	2	1	1	0	2/2	0/0	3/3	33:14									
@ Jacksonville	26	13	13	0	503	70	192	27	311	1/7	42	27	1	2	54	1	3-53.3	1	13	2	0	0	4-37	2/2	5	0	4	1	4/4	0/0	2/2	27:42									
Philadelphia	25	4	19	2	442	69	87	29	355	0/0	40	24	2	1	42	1	0-0.0	0	0	1	0	2	54	0	3/2	4	1	3	0	4/4	0/0	2/2	27:42								
@ Tennessee	17	6	11	0	317	65	97	24	220	2/12	39	20	1	2	30	0	5-47.4	0	0	2	0	1	25	0	1/0	1	0	1	0	1/1	0/0	2/2	26:34								
@ Washington	16	7	6	3	309	63	151	41	158	3/11	19	11	1	1	29	1	7-45.6	7	55	3	0	1	27	0	2/0	3	1	1	1	2/3	0/0	2/4	36:12								
<b>2022 Totals</b>	<b>327</b>	<b>119</b>	<b>174</b>	<b>34</b>	<b>5,613</b>	<b>1,101</b>	<b>2,198</b>	<b>497</b>	<b>3,438</b>	<b>54/352</b>	<b>553</b>	<b>345</b>	<b>16</b>	<b>18</b>	<b>354</b>	<b>3</b>	<b>71</b>	<b>46</b>	<b>1</b>	<b>32</b>	<b>257</b>	<b>23</b>	<b>0</b>	<b>21</b>	<b>509</b>	<b>0</b>	<b>98</b>	<b>851</b>	<b>26</b>	<b>17</b>	<b>35</b>	<b>9</b>	<b>24</b>	<b>2</b>	<b>28</b>	<b>290</b>	<b>4</b>	<b>34</b>	<b>38</b>	<b>30</b>	<b>39</b>

### THIRD DOWN EFFICIENCY

9/11 TAMPA BAY	10/16 @ Philadelphia	6/14	42.9%	11/20 @ Minnesota	1/11	9.1%	12/18 @ Jacksonville	8/12	66.7%
9/18 CINCINNATI	10/23 DETROIT	3/9	33.3%	11/24 N.Y. GIANTS	3/11	27.3%	12/24 PHILADELPHIA	8/14	57.1%
9/26 @ N.Y. Giants	10/30 CHICAGO	6/15	40.0%	12/4 INDIANAPOLIS	4/13	30.8%	1/2/29 @ Tennessee	7/16	43.8%
10/2 WASHINGTON	11/13 @ Green Bay	6/13	46.2%	12/11 HOUSTON	7/15	46.7%	1/8/23 @ Washington	3/14	21.4%
10/9 @ LA Rams		6/17	35.3%						

## Individual Game-by-Game Rushing

	Tony Pollard					Ezekiel Elliott					Dak Prescott				
	No	Yds	Avg	Lg	TD	No	Yds	Avg	Lg	TD	No	Yds	Avg	Lg	TD
9/11 TAMPA BAY	6	8	1.3	9	0	10	52	5.2	7	0	2	11	5.5	12	0
9/18 CINCINNATI	9	43	4.8	17	1	15	53	3.5	11	0	INACTIVE/INJURED				
9/26 @ N.Y. Giants	13	105	8.1	46	0	15	73	4.9	27	1	INACTIVE/INJURED				
10/2 WASHINGTON	8	6	0.8	9	0	19	49	2.6	7	0	INACTIVE/INJURED				
10/9 @ LA Rams	8	86	10.8	57t	1	22	78	3.5	12	0	INACTIVE/INJURED				
10/16 @ Philadelphia	11	44	4.0	15	0	13	81	6.2	14t	1	INACTIVE/INJURED				
10/23 DETROIT	12	83	6.9	28	0	15	57	3.8	18	2	3	0	0.0	2	0
10/30 CHICAGO	14	131	9.4	54t	3	INACTIVE/INJURED					5	34	6.8	25	1
11/13 @ Green Bay	22	115	5.2	14	1	INACTIVE/INJURED					4	6	1.5	2	0
11/20 @ Minnesota	15	80	5.3	20	0	15	42	2.8	8	2	3	16	5.3	11	0
11/24 N.Y. GIANTS	18	60	3.3	13	0	16	92	5.8	22	1	2	4	2.0	5	0
12/4 INDIANAPOLIS	12	91	7.6	30t	2	17	77	4.5	22	1					
12/11 HOUSTON	10	42	4.2	18	1	15	62	4.1	25	1	6	23	3.8	9	0
12/18 @ Jacksonville	19	75	3.9	21	0	16	58	3.6	10t	1	5	20	4.0	12	0
12/24 PHILADELPHIA	9	19	2.1	8	0	16	55	3.4	22	1	6	41	6.8	16	0
12/29 @ Tennessee	INACTIVE/INJURED					19	37	1.9	6	1	3	11	3.7	9	0
1/8/23 @ Washington	7	19	2.7	5	0	8	10	1.3	4	0	6	16	2.7	9	0
<b>2022 Totals</b>	<b>193</b>	<b>1,007</b>	<b>5.2</b>	<b>57t</b>	<b>9</b>	<b>231</b>	<b>876</b>	<b>3.8</b>	<b>27</b>	<b>12</b>	<b>45</b>	<b>182</b>	<b>4.0</b>	<b>25</b>	<b>1</b>

	Malik Davis					CeeDee Lamb					KaVontae Turpin				
	No	Yds	Avg	Lg	TD	No	Yds	Avg	Lg	TD	No	Yds	Avg	Lg	TD
9/11 TAMPA BAY	PRACTICE SQUAD														
9/18 CINCINNATI	PRACTICE SQUAD														
9/26 @ N.Y. Giants	PRACTICE SQUAD														
10/2 WASHINGTON	PRACTICE SQUAD														
10/9 @ LA Rams	PRACTICE SQUAD														
10/16 @ Philadelphia	PRACTICE SQUAD														
10/23 DETROIT	PRACTICE SQUAD														
10/30 CHICAGO	8	23	2.9	8	0	1	1	1.0	1	0	1	11	11.0	11	0
11/13 @ Green Bay	5	38	7.6	17	0										
11/20 @ Minnesota	7	13	1.9	9	0										
11/24 N.Y. GIANTS															
12/4 INDIANAPOLIS	3	29	9.7	23t	1	2	23	11.5	14	0					
12/11 HOUSTON															
12/18 @ Jacksonville															
12/24 PHILADELPHIA															
12/29 @ Tennessee	10	39	3.9	23	0										
1/8/23 @ Washington	5	19	3.8	7	0										
<b>2022 Totals</b>	<b>38</b>	<b>161</b>	<b>4.2</b>	<b>23t</b>	<b>1</b>	<b>10</b>	<b>47</b>	<b>4.7</b>	<b>14</b>	<b>0</b>	<b>3</b>	<b>17</b>	<b>5.7</b>	<b>11</b>	<b>0</b>

	Cooper Rush					Peyton Hendershot				
	No	Yds	Avg	Lg	TD	No	Yds	Avg	Lg	TD
9/11 TAMPA BAY										
9/18 CINCINNATI	1	2	2.0	2	0					
9/26 @ N.Y. Giants	2	-2	-1.0	-1	0					
10/2 WASHINGTON	2	7	3.5	6	0					
10/9 @ LA Rams	4	-1	-0.3	2	0					
10/16 @ Philadelphia										
10/23 DETROIT	DID NOT PLAY									
10/30 CHICAGO	DID NOT PLAY									
11/13 @ Green Bay	DID NOT PLAY									
11/20 @ Minnesota										
11/24 N.Y. GIANTS	DID NOT PLAY									
12/4 INDIANAPOLIS										
12/11 HOUSTON	DID NOT PLAY									
12/18 @ Jacksonville	DID NOT PLAY									
12/24 PHILADELPHIA	DID NOT PLAY									
12/29 @ Tennessee	DID NOT PLAY									
1/8/23 @ Washington										
<b>2022 Totals</b>	<b>9</b>	<b>6</b>	<b>0.7</b>	<b>6</b>	<b>0</b>	<b>1</b>	<b>2</b>	<b>2.0</b>	<b>2t</b>	<b>1</b>



# Individual Game-by-Game Receiving

	CeeDee Lamb					Dalton Schultz					Noah Brown				
	No	Yds	Avg	Lg	TD	No	Yds	Avg	Lg	TD	No	Yds	Avg	Lg	TD
9/11 TAMPA BAY	2	29	14.5	16	0	7	62	8.9	14	0	5	68	13.6	22	0
9/18 CINCINNATI	7	75	10.7	24	0	2	18	9.0	9	0	5	91	18.2	28	1
9/26 @ N.Y. Giants	8	87	10.9	26	1	INACTIVE/INJURED					5	54	10.8	19	0
10/2 WASHINGTON	6	97	16.2	30t	1						3	61	20.3	45	0
10/9 @ LA Rams	5	53	10.6	16	0						1	5	5.0	5	0
10/16 @ Philadelphia	5	68	13.6	24	0	INACTIVE					1	10	10.0	10	0
10/23 DETROIT	4	70	17.5	24	0	5	49	9.8	15	0	5	50	10.0	15	0
10/30 CHICAGO	5	77	15.4	22	1	6	74	12.3	30	0	INACTIVE/INJURED				
11/13 @ Green Bay	11	150	13.6	35t	2	6	54	9.0	16	1	1	3	3.0	3	0
11/20 @ Minnesota	5	45	9.0	27	0	3	22	7.3	12	0	4	42	21.0	35	0
11/24 N.Y. GIANTS	6	106	17.7	25	0	4	31	7.8	15t	2					
12/4 INDIANAPOLIS	5	71	14.2	22	1	2	33	16.5	22	0	2	15	7.5	9	0
12/11 HOUSTON	5	33	6.6	13	0	6	87	14.5	22	0	4	85	21.3	51	0
12/18 @ Jacksonville	7	126	18.0	39	0	2	15	7.5	9	0	6	49	8.2	14	2
12/24 PHILADELPHIA	10	120	12.0	36t	2	3	43	14.3	21	0	1	5	5.0	5	0
12/29 @ Tennessee	11	100	9.1	34	0	7	56	8.0	13	2	1	7	7.0	7	0
1/8/23 @ Washington	5	52	10.4	15t	1	4	33	8.3	12	0	1	10	10.0	10	0
<b>2022 Totals</b>	<b>107</b>	<b>1,359</b>	<b>12.7</b>	<b>39</b>	<b>9</b>	<b>57</b>	<b>577</b>	<b>10.1</b>	<b>30</b>	<b>5</b>	<b>43</b>	<b>555</b>	<b>12.9</b>	<b>51</b>	<b>3</b>

	Michael Gallup					Tony Pollard					Jake Ferguson				
	No	Yds	Avg	Lg	TD	No	Yds	Avg	Lg	TD	No	Yds	Avg	Lg	TD
9/11 TAMPA BAY	INACTIVE/INJURED					2	14	7.0	10	0					
9/18 CINCINNATI	INACTIVE/INJURED					4	55	13.8	46	0					
9/26 @ N.Y. Giants	INACTIVE/INJURED										2	13	6.5	8	0
10/2 WASHINGTON	2	24	12.0	15	1	1	2	2.0	2	0	1	7	7.0	7	0
10/9 @ LA Rams	4	44	11.0	27	0										
10/16 @ Philadelphia	2	18	9.0	9	0	2	8	4.0	8	0	4	40	10.0	22	1
10/23 DETROIT						2	26	13.0	19	0	1	7	7.0	7	0
10/30 CHICAGO	4	49	12.3	17	0	1	16	16.0	16	0	1	1	1.0	1t	1
11/13 @ Green Bay	4	35	8.8	23	0	3	13	4.3	9	0					
11/20 @ Minnesota	3	41	13.7	19	0	6	109	18.2	68t	2	2	15	7.5	11	0
11/24 N.Y. GIANTS	5	63	12.6	25	0	2	1	0.5	2	0	3	57	19.0	30	0
12/4 INDIANAPOLIS	4	23	5.8	13t	2	2	15	7.5	10	0	2	-1	-0.5	4	0
12/11 HOUSTON	2	40	20.0	24	0	4	20	5.0	10t	1					
12/18 @ Jacksonville	1	2	2.0	2	0	4	31	7.8	11	0	INACTIVE/INJURED				
12/24 PHILADELPHIA	4	36	9.0	12t	1	6	61	10.2	13	0	1	24	24.0	24	0
12/29 @ Tennessee	3	39	13.0	14	0	INACTIVE/INJURED					1	7	7.0	7	0
1/8/23 @ Washington	1	10	10.0	10	0						1	4	4.0	4	0
<b>2022 Totals</b>	<b>39</b>	<b>424</b>	<b>10.9</b>	<b>27</b>	<b>4</b>	<b>39</b>	<b>371</b>	<b>9.5</b>	<b>68t</b>	<b>3</b>	<b>19</b>	<b>174</b>	<b>9.2</b>	<b>30</b>	<b>2</b>

	T.Y. Hilton					Peyton Hendershot					Ezekiel Elliott				
	No	Yds	Avg	Lg	TD	No	Yds	Avg	Lg	TD	No	Yds	Avg	Lg	TD
9/11 TAMPA BAY											1	-3	-3.0	-3	0
9/18 CINCINNATI											1	-4	-4.0	-4	0
9/26 @ N.Y. Giants						3	43	14.3	29	0	1	2	2.0	2	0
10/2 WASHINGTON											2	32	16.0	31	0
10/9 @ LA Rams															
10/16 @ Philadelphia						2	22	11.0	11	0	1	5	5.0	5	0
10/23 DETROIT						2	5	2.5	3	1					
10/30 CHICAGO						2	15	7.5	11	0	INACTIVE/INJURED				
11/13 @ Green Bay											INACTIVE/INJURED				
11/20 @ Minnesota						1	-2	-2.0	-2	0	1	5	5.0	5	0
11/24 N.Y. GIANTS											1	3	3.0	3	0
12/4 INDIANAPOLIS											3	14	4.7	11	0
12/11 HOUSTON	SIGNED 12/12										3	19	6.3	8	0
12/18 @ Jacksonville	INACTIVE					1	20	20.0	20t	1	2	13	6.5	7	0
12/24 PHILADELPHIA	1	52	52.0	52	0						1	6	6.0	6	0
12/29 @ Tennessee	4	50	12.5	28	0										
1/8/23 @ Washington	2	19	9.5	11	0										
<b>2022 Totals</b>	<b>7</b>	<b>121</b>	<b>17.3</b>	<b>52</b>	<b>0</b>	<b>11</b>	<b>103</b>	<b>9.4</b>	<b>29</b>	<b>2</b>	<b>17</b>	<b>92</b>	<b>5.4</b>	<b>31</b>	<b>0</b>

## Individual Game-by-Game Receiving, cont.

	Malik Davis					Simi Fehoko					Dennis Houston				
	No	Yds	Avg	Lg	TD	No	Yds	Avg	Lg	TD	No	Yds	Avg	Lg	TD
9/11 TAMPA BAY	PRACTICE SQUAD					2	12	6.0	7	0	2 16 8.0 11 0				
9/18 CINCINNATI	PRACTICE SQUAD										PRACTICE SQUAD				
9/26 @ N.Y. Giants	PRACTICE SQUAD					1	12	12.0	12	0	PRACTICE SQUAD				
10/2 WASHINGTON	PRACTICE SQUAD										PRACTICE SQUAD				
10/9 @ LA Rams	PRACTICE SQUAD										PRACTICE SQUAD				
10/16 @ Philadelphia	PRACTICE SQUAD					RESERVE/INJURED					PRACTICE SQUAD				
10/23 DETROIT	PRACTICE SQUAD					RESERVE/INJURED					PRACTICE SQUAD				
10/30 CHICAGO	2	18	9.0	10	0	RESERVE/INJURED					PRACTICE SQUAD				
11/13 @ Green Bay						RESERVE/INJURED					PRACTICE SQUAD				
11/20 @ Minnesota	2	22	11.0	14	0	RESERVE/INJURED					PRACTICE SQUAD				
11/24 N.Y. GIANTS						RESERVE/INJURED					PRACTICE SQUAD				
12/4 INDIANAPOLIS						RESERVE/INJURED					PRACTICE SQUAD				
12/11 HOUSTON						RESERVE/INJURED					PRACTICE SQUAD				
12/18 @ Jacksonville						RESERVE/INJURED					PRACTICE SQUAD				
12/24 PHILADELPHIA						RESERVE/INJURED					PRACTICE SQUAD				
12/29 @ Tennessee	2	23	11.5	18	0	RESERVE/INJURED					PRACTICE SQUAD				
1/8/23 @ Washington						RESERVE/INJURED					PRACTICE SQUAD				
<b>2022 Totals</b>	<b>6</b>	<b>63</b>	<b>10.5</b>	<b>18</b>	<b>0</b>	<b>3</b>	<b>24</b>	<b>8.0</b>	<b>12</b>	<b>0</b>	<b>2</b>	<b>16</b>	<b>8.0</b>	<b>11</b>	<b>0</b>

	Jalen Tolbert					Sean McKeon					KaVontae Turpin				
	No	Yds	Avg	Lg	TD	No	Yds	Avg	Lg	TD	No	Yds	Avg	Lg	TD
9/11 TAMPA BAY	INACTIVE					PRACTICE SQUAD					PRACTICE SQUAD				
9/18 CINCINNATI	INACTIVE					PRACTICE SQUAD					PRACTICE SQUAD				
9/26 @ N.Y. Giants	1	4	4.0	4	0	PRACTICE SQUAD					PRACTICE SQUAD				
10/2 WASHINGTON	INACTIVE					PRACTICE SQUAD					PRACTICE SQUAD				
10/9 @ LA Rams	INACTIVE					PRACTICE SQUAD					PRACTICE SQUAD				
10/16 @ Philadelphia						PRACTICE SQUAD					PRACTICE SQUAD				
10/23 DETROIT						PRACTICE SQUAD					PRACTICE SQUAD				
10/30 CHICAGO															
11/13 @ Green Bay						1	1	1.0	1	0	1 9 9.0 9 0				
11/20 @ Minnesota	1	8	8.0	8	0										
11/24 N.Y. GIANTS															
12/4 INDIANAPOLIS															
12/11 HOUSTON	INACTIVE														
12/18 @ Jacksonville	INACTIVE														
12/24 PHILADELPHIA	INACTIVE														
12/29 @ Tennessee	INACTIVE														
1/8/23 @ Washington	INACTIVE														
<b>2022 Totals</b>	<b>2</b>	<b>12</b>	<b>6.0</b>	<b>8</b>	<b>0</b>	<b>1</b>	<b>1</b>	<b>1.0</b>	<b>1</b>	<b>0</b>	<b>1</b>	<b>9</b>	<b>9.0</b>	<b>9</b>	<b>0</b>



## Individual Game-by-Game Passing

### Dak Prescott

	Att	Cmp	Yds	Pct.	TD	Int	Long	Sk/Yd	Rating
9/11 TAMPA BAY	29	14	134	48.3	0	1	22	2/13	47.2
9/18 CINCINNATI				INACTIVE/INJURED-Thumb					
9/26 @ N.Y. Giants				INACTIVE/INJURED-Thumb					
10/2 WASHINGTON				INACTIVE/INJURED-Thumb					
10/9 @ LA Rams				INACTIVE/INJURED-Thumb					
10/16 @ Philadelphia				INACTIVE/INJURED-Thumb					
10/23 DETROIT	25	19	207	76.0	1	0	24	2/16	113.2
10/30 CHICAGO	27	21	250	77.8	2	1	30	1/8	114.5
11/13 @ Green Bay	46	27	265	58.7	3	2	35t	2/3	78.6
11/20 @ Minnesota	25	22	276	88.0	2	0	68t	0/0	139.3
11/24 N.Y. GIANTS	30	21	261	70.0	2	2	30	0/0	91.1
12/4 INDIANAPOLIS	30	20	170	66.7	3	1	22	1/5	100.7
12/11 HOUSTON	39	24	284	61.5	1	2	51	1/7	70.9
12/18 @ Jacksonville	30	23	256	76.7	3	2	39	3/13	107.1
12/24 PHILADELPHIA	35	27	347	77.1	3	1	52	6/43	124.3
12/29 @ Tennessee	41	29	282	70.7	2	2	34	1/8	85.6
1/8/23 @ Washington	37	14	128	37.8	1	1	15t	1/10	45.8
<b>2022 Totals</b>	<b>394</b>	<b>261</b>	<b>2,860</b>	<b>66.2</b>	<b>23</b>	<b>15</b>	<b>68t</b>	<b>20/126</b>	<b>91.1</b>

### Cooper Rush

	Att	Cmp	Yds	Pct.	TD	Int	Long	Sk/Yd	Rating
9/11 TAMPA BAY	13	7	64	53.8	0	0	17	2/12	67.5
9/18 CINCINNATI	31	19	235	61.3	1	0	46	1/5	95.5
9/26 @ N.Y. Giants	31	21	215	67.7	1	0	29	0/0	98.2
10/2 WASHINGTON	27	15	223	55.6	2	0	45	1/6	107.5
10/9 @ LA Rams	16	10	102	62.5	0	0	27	3/26	80.7
10/16 @ Philadelphia	38	18	181	47.4	1	3	24	0/0	37.3
10/23 DETROIT				DID NOT PLAY					
10/30 CHICAGO				DID NOT PLAY					
11/13 @ Green Bay				DID NOT PLAY					
11/20 @ Minnesota	5	4	31	80.0	0	0	14	0/0	92.5
11/24 N.Y. GIANTS				DID NOT PLAY					
12/4 INDIANAPOLIS				DID NOT PLAY					
12/11 HOUSTON				DID NOT PLAY					
12/18 @ Jacksonville				DID NOT PLAY					
12/24 PHILADELPHIA				DID NOT PLAY					
12/29 @ Tennessee				DID NOT PLAY					
1/8/23 @ Washington	1	0	0	0.0	0	0	0	0/0	39.6
<b>2022 Totals</b>	<b>162</b>	<b>94</b>	<b>1,051</b>	<b>58.0</b>	<b>5</b>	<b>3</b>	<b>46</b>	<b>7/49</b>	<b>80.0</b>



## Individual Game-by-Game Kickoff Returns

	KaVontae Turpin					Payton Hendershot				
	No	Yds	Avg	Lg	TD	No	Yds	Avg	Lg	TD
9/11 TAMPA BAY	4	77	19.3	22	0					
9/18 CINCINNATI										
9/26 @ N.Y. Giants	1	24	24.0	24	0					
10/2 WASHINGTON										
10/9 @ LA Rams										
10/16 @ Philadelphia	3	96	32.0	63	0					
10/23 DETROIT										
10/30 CHICAGO	1	21	21.0	21	0					
11/13 @ Green Bay	2	47	23.5	36	0	1	18	18.0	18	0
11/20 @ Minnesota										
11/24 N.Y. GIANTS										
12/4 INDIANAPOLIS	3	64	21.3	27	0					
12/11 HOUSTON	1	27	27.0	27	0					
12/18 @ Jacksonville	3	70	23.3	38	0					
12/24 PHILADELPHIA	1	31	31.0	31	0					
12/29 @ Tennessee										
1/8/23 @ Washington	2	51	25.5	29	0					
<b>2022 Totals</b>	<b>21</b>	<b>508</b>	<b>24.2</b>	<b>63</b>	<b>0</b>	<b>1</b>	<b>18</b>	<b>18.0</b>	<b>18</b>	<b>0</b>

## Individual Game-by-Game Punt Returns

	KaVontae Turpin					
	No	Yds	Avg	FC	Lg	TD
9/11 TAMPA BAY	1	3	3.0	1	3	0
9/18 CINCINNATI	2	34	17.0	3	20	0
9/26 @ N.Y. Giants	1	28	28.0	1	28	0
10/2 WASHINGTON	1	-3	-3.0	2	-3	0
10/9 @ LA Rams	1	12	12.0	3	12	0
10/16 @ Philadelphia	3	36	12.0	0	15	0
10/23 DETROIT	2	66	33.0	0	52	0
10/30 CHICAGO	2	15	7.5	1	13	0
11/13 @ Green Bay	2	11	5.5	2	11	0
11/20 @ Minnesota	4	34	8.5	3	20	0
11/24 N.Y. GIANTS	0	0	0.0	2	0	0
12/4 INDIANAPOLIS	0	0	0.0	3	0	0
12/11 HOUSTON	2	9	4.5	0	9	0
12/18 @ Jacksonville	1	16	16.0	2	16	0
12/24 PHILADELPHIA						
12/29 @ Tennessee	3	29	9.7	1	13	0
1/8/23 @ Washington	4	13	3.3	2	7	0
<b>2022 Totals</b>	<b>29</b>	<b>303</b>	<b>10.4</b>	<b>26</b>	<b>52</b>	<b>0</b>



## Individual Game-by-Game Punting and Field Goals

	Bryan Anger							Brett Maher							
	No	Yds	Avg	TB	20	Lg	Blk	Net	FGM	FGA	1-19	20-29	30-39	40-49	50+
9/11 TAMPA BAY	5	254	50.8	0	2	58	0	45.2	1	1	0-0	0-0	0-0	0-0	1-1
9/18 CINCINNATI	5	217	43.4	0	4	51	0	39.4	2	2	0-0	0-0	0-0	0-0	2-2
9/26 @ N.Y. Giants	4	178	44.5	1	2	54	0	39.3	3	4	0-0	2-2	0-0	1-1	0-1
10/2 WASHINGTON	6	256	42.7	0	2	58	0	41.3	4	4	0-0	2-2	0-0	1-1	1-1
10/9 @ LA Rams	6	288	47.8	1	3	67	0	41.5	3	3	0-0	0-0	2-2	1-1	0-0
10/16 @ Philadelphia	2	119	59.5	1	0	60	0	42.5	1	2	0-0	0-0	1-1	0-0	0-1
10/23 DETROIT	5	243	48.6	1	0	56	0	42.0	1	1	0-0	1-1	0-0	0-0	0-0
10/30 CHICAGO	2	142	71.0	1	0	83	0	56.5							
11/13 @ Green Bay	5	246	49.2	0	3	58	0	42.8							
11/20 @ Minnesota	2	101	50.5	0	2	53	0	49.0	4	4	0-0	1-1	0-0	0-0	3-3
11/24 N.Y. GIANTS	1	51	51.0	0	0	51	0	48.0	0	1	0-0	0-0	0-0	0-1	0-0
12/4 INDIANAPOLIS	4	198	49.5	1	1	60	0	43.5							
12/11 HOUSTON	3	157	52.3	0	0	62	0	40.3	2	2	0-0	0-0	1-1	0-0	1-1
12/18 @ Jacksonville	4	185	46.3	0	2	52	0	43.0	2	2	0-0	1-1	0-0	0-0	1-1
12/24 PHILADELPHIA	1	57	57.0	0	0	57	0	57.0	4	4	0-0	2-2	0-0	2-2	0-0
12/29 @ Tennessee	3	121	40.3	0	3	42	0	40.3	2	2	0-0	0-0	1-1	1-1	0-0
1/8/23 @ Washington	10	478	47.8	0	3	59	0	42.3							
<b>2022 Totals</b>	<b>68</b>	<b>3,291</b>	<b>48.4</b>	<b>6</b>	<b>27</b>	<b>83</b>	<b>0</b>	<b>42.8</b>	<b>29</b>	<b>32</b>	<b>0-0</b>	<b>9-9</b>	<b>5-5</b>	<b>6-7</b>	<b>9-11</b>

# Individual Game-by-Game Tackles

	Mackensie Alexander				Dorance Armstrong				Anthony Barr								
	Solo	Asst.	Total	Sacks	Solo	Asst.	Total	Sacks	Solo	Asst.	Total	Sacks					
9/11 TAMPA BAY					3	-	1	-	4	1	-	2	-	3			
9/18 CINCINNATI									2.0	5	-	1	-	6			
9/26 @ N.Y. Giants									1.0								
10/2 WASHINGTON					3	-	0	-	3	4	-	1	-	5			
10/9 @ LA Rams					1	-	0	-	1	1.0	5	-	2	-	7		
10/16 @ Philadelphia					0	-	1	-	1	1.0	0	-	3	-	3		
10/23 DETROIT					0	-	2	-	2		4	-	1	-	5		
10/30 CHICAGO					1	-	1	-	2		3	-	0	-	3		
11/13 @ Green Bay					0	-	1	-	1		INACTIVE/INJURED						
11/20 @ Minnesota					1	-	1	-	2	2.0	INACTIVE/INJURED						
11/24 N.Y. GIANTS									1.0	INACTIVE/INJURED							
12/4 INDIANAPOLIS		SIGNED TO PS 12/7			1	-	1	-	2		1	-	0	-	1	1.0	
12/11 HOUSTON		PRACTICE SQUAD			1	-	0	-	1		1	-	1	-	2		
12/18 @ Jacksonville		PRACTICE SQUAD									6	-	2	-	8		
12/24 PHILADELPHIA	1	-	0	-	1		0	-	1	-	4	-	3	-	7		
12/29 @ Tennessee		PRACTICE SQUAD			1	-	2	-	3		2	-	2	-	4		
1/8/23 @ Washington		PRACTICE SQUAD			3	-	2	-	5	0.5	2	-	5	-	7		
<b>2022 Totals</b>	<b>1</b>	<b>-</b>	<b>0</b>	<b>-</b>	<b>1</b>	<b>15</b>	<b>-</b>	<b>13</b>	<b>-</b>	<b>28</b>	<b>8.5</b>	<b>38</b>	<b>-</b>	<b>23</b>	<b>-</b>	<b>61</b>	<b>1.0</b>

	Markquese Bell				DaRon Bland				Quinton Bohanna						
	Solo	Asst.	Total	Sacks	Solo	Asst.	Total	Sacks	Solo	Asst.	Total	Sacks			
9/11 TAMPA BAY		INACTIVE							0	-	1	-	1		
9/18 CINCINNATI		INACTIVE							0	-	2	-	2		
9/26 @ N.Y. Giants	1	-	0	-	1										
10/2 WASHINGTON					3	-	1	-	4		2	-	1	-	3
10/9 @ LA Rams		INACTIVE							INACTIVE/INJURED						
10/16 @ Philadelphia		INACTIVE							0	-	1	-	1		
10/23 DETROIT		INACTIVE			1	-	0	-	1						
10/30 CHICAGO					2	-	2	-	4		1	-	0	-	1
11/13 @ Green Bay		INACTIVE			3	-	1	-	4		2	-	2	-	4
11/20 @ Minnesota		INACTIVE			2	-	0	-	2		INACTIVE				
11/24 N.Y. GIANTS		INACTIVE			5	-	0	-	5		0	-	1	-	1
12/4 INDIANAPOLIS		INACTIVE			5	-	3	-	8		INACTIVE/INJURED				
12/11 HOUSTON		INACTIVE			4	-	2	-	6		1	-	1	-	2
12/18 @ Jacksonville					6	-	1	-	7		0	-	1	-	1
12/24 PHILADELPHIA		INACTIVE			3	-	2	-	5		0	-	2	-	2
12/29 @ Tennessee		INACTIVE			4	-	3	-	7		0	-	2	-	2
1/8/23 @ Washington		INACTIVE			2	-	1	-	3		INACTIVE				
<b>2022 Totals</b>	<b>1</b>	<b>-</b>	<b>0</b>	<b>-</b>	<b>1</b>	<b>40</b>	<b>-</b>	<b>16</b>	<b>-</b>	<b>56</b>	<b>6</b>	<b>-</b>	<b>14</b>	<b>-</b>	<b>20</b>

	Anthony Brown				Damone Clark				Jabril Cox						
	Solo	Asst.	Total	Sacks	Solo	Asst.	Total	Sacks	Solo	Asst.	Total	Sacks			
9/11 TAMPA BAY	5	-	2	-	7		RESERVE/NFI			INACTIVE					
9/18 CINCINNATI	3	-	1	-	4		RESERVE/NFI		INACTIVE						
9/26 @ N.Y. Giants	7	-	0	-	7		RESERVE/NFI								
10/2 WASHINGTON	4	-	0	-	4		RESERVE/NFI								
10/9 @ LA Rams	3	-	2	-	5		RESERVE/NFI								
10/16 @ Philadelphia	3	-	0	-	3		RESERVE/NFI								
10/23 DETROIT	2	-	0	-	2		RESERVE/DFR		INACTIVE						
10/30 CHICAGO	0	-	2	-	2	3	-	3	-	6		INACTIVE			
11/13 @ Green Bay	0	-	1	-	1	1	-	0	-	1		INACTIVE			
11/20 @ Minnesota	3	-	0	-	3	3	-	1	-	4	1	-	1	-	2
11/24 N.Y. GIANTS	2	-	1	-	3	6	-	1	-	7					
12/4 INDIANAPOLIS	3	-	0	-	3	2	-	0	-	2		INACTIVE			
12/11 HOUSTON		RESERVE/INJURED			2	-	3	-	5		INACTIVE				
12/18 @ Jacksonville		RESERVE/INJURED			6	-	5	-	11		INACTIVE				
12/24 PHILADELPHIA		RESERVE/INJURED			2	-	3	-	5						
12/29 @ Tennessee		RESERVE/INJURED			4	-	2	-	6		1	-	1	-	2
1/8/23 @ Washington		RESERVE/INJURED			3	-	0	-	3						
<b>2022 Totals</b>	<b>35</b>	<b>-</b>	<b>9</b>	<b>-</b>	<b>44</b>	<b>32</b>	<b>-</b>	<b>18</b>	<b>-</b>	<b>50</b>	<b>2</b>	<b>-</b>	<b>2</b>	<b>-</b>	<b>4</b>

## Individual Game-by-Game Tackles, cont.

	Trevon Diggs				Dante Fowler				Neville Gallimore								
	Solo	Asst.	Total	Sacks	Solo	Asst.	Total	Sacks	Solo	Asst.	Total	Sacks					
9/11 TAMPA BAY	3	-	0	-	3					1	-	0	-	1			
9/18 CINCINNATI	5	-	0	-	5	1	-	0	-	1	1.0	0	-	1	-	1	
9/26 @ N.Y. Giants	1	-	0	-	1					1	-	0	-	1			
10/2 WASHINGTON									1.0					1.0			
10/9 @ LA Rams	6	-	0	-	6	1	-	0	-	1	2	-	0	-	2		
10/16 @ Philadelphia	1	-	1	-	2	1	-	0	-	1	1.0	3	-	0	-	3	
10/23 DETROIT	1	-	1	-	2	2	-	1	-	3				INACTIVE			
10/30 CHICAGO	6	-	2	-	8	4	-	0	-	4	1.0	1	-	1	-	2	
11/13 @ Green Bay	4	-	1	-	5	3	-	0	-	3	3	-	0	-	3		
11/20 @ Minnesota	3	-	0	-	3	1	-	0	-	1	1.0	2	-	1	-	3	
11/24 N.Y. GIANTS	7	-	0	-	7	1	-	0	-	1		0	-	1	-	1	
12/4 INDIANAPOLIS	1	-	0	-	1							1	-	2	-	3	
12/11 HOUSTON	5	-	0	-	5	2	-	1	-	3	0	-	2	-	2	-	3
12/18 @ Jacksonville	7	-	0	-	7	1	-	0	-	1	1	-	2	-	3		
12/24 PHILADELPHIA	2	-	0	-	2						1	-	1	-	2		
12/29 @ Tennessee	1	-	0	-	1	0	-	1	-	1	1.0	1	-	1	-	2	
1/8/23 @ Washington	1	-	0	-	1							1	-	3	-	4	
<b>2022 Totals</b>	<b>54</b>	<b>-</b>	<b>5</b>	<b>-</b>	<b>59</b>	<b>17</b>	<b>-</b>	<b>3</b>	<b>-</b>	<b>20</b>	<b>6.0</b>	<b>18</b>	<b>-</b>	<b>15</b>	<b>-</b>	<b>33</b>	<b>1.0</b>

	Luke Gifford				Chauncey Golston				Johnathan Hankins							
	Solo	Asst.	Total	Sacks	Solo	Asst.	Total	Sacks	Solo	Asst.	Total	Sacks				
9/11 TAMPA BAY																
9/18 CINCINNATI																
9/26 @ N.Y. Giants				INACTIVE	1	-	1	-	2							
10/2 WASHINGTON					0	-	1	-	1							
10/9 @ LA Rams																
10/16 @ Philadelphia					2	-	0	-	2	1.0						
10/23 DETROIT													ACQUIRED 10/25			
10/30 CHICAGO	0	-	1	-	1	0	-	1	-	1	4	-	0	-	4	
11/13 @ Green Bay											1	-	0	-	1	
11/20 @ Minnesota	0	-	1	-	1	1	-	0	-	1	0	-	1	-	1	
11/24 N.Y. GIANTS					2	-	0	-	2					INACTIVE/INJURED		
12/4 INDIANAPOLIS					1	-	0	-	1	5	-	0	-	5		
12/11 HOUSTON											1	-	0	-	1	
12/18 @ Jacksonville														RESERVE/INJURED		
12/24 PHILADELPHIA	1	-	0	-	1									RESERVE/INJURED		
12/29 @ Tennessee					0	-	1	-	1					RESERVE/INJURED		
1/8/23 @ Washington	1	-	1	-	2	6	-	5	-	11				RESERVE/INJURED		
<b>2022 Totals</b>	<b>2</b>	<b>-</b>	<b>3</b>	<b>-</b>	<b>5</b>	<b>13</b>	<b>-</b>	<b>9</b>	<b>-</b>	<b>22</b>	<b>1.0</b>	<b>11</b>	<b>-</b>	<b>1</b>	<b>-</b>	<b>12</b>

	Trysten Hill				Malik Hooker				Kelvin Joseph						
	Solo	Asst.	Total	Sacks	Solo	Asst.	Total	Sacks	Solo	Asst.	Total	Sacks			
9/11 TAMPA BAY	1	-	1	-	2	2	-	2	-	4					
9/18 CINCINNATI					3	-	2	-	5						
9/26 @ N.Y. Giants	1	-	0	-	1	4	-	0	-	4					
10/2 WASHINGTON	1	-	0	-	1	5	-	3	-	8					
10/9 @ LA Rams	0	-	1	-	1	1	-	2	-	3					
10/16 @ Philadelphia	1	-	0	-	1	12	-	1	-	13					
10/23 DETROIT					2	-	1	-	3						
10/30 CHICAGO					INACTIVE						0	-	1	-	1
11/13 @ Green Bay					RELEASED 11/1	1	-	2	-	3	4	-	1	-	5
11/20 @ Minnesota											1	-	0	-	1
11/24 N.Y. GIANTS					1	-	0	-	1					INACTIVE	
12/4 INDIANAPOLIS					2	-	1	-	3	1	-	0	-	1	
12/11 HOUSTON					2	-	1	-	3	4	-	0	-	4	
12/18 @ Jacksonville					3	-	2	-	5	1	-	0	-	1	
12/24 PHILADELPHIA					4	-	1	-	5						
12/29 @ Tennessee					2	-	1	-	3						
1/8/23 @ Washington					2	-	2	-	4						
<b>2022 Totals</b>	<b>4</b>	<b>-</b>	<b>2</b>	<b>-</b>	<b>6</b>	<b>46</b>	<b>-</b>	<b>21</b>	<b>-</b>	<b>67</b>	<b>11</b>	<b>-</b>	<b>2</b>	<b>-</b>	<b>13</b>



## Individual Game-by-Game Tackles, cont.

	Jayron Kearse				DeMarcus Lawrence				Jourdan Lewis			
	Solo	Asst.	Total	Sacks	Solo	Asst.	Total	Sacks	Solo	Asst.	Total	Sacks
9/11 TAMPA BAY	4	3	7		3	0	3		5	0	5	
9/18 CINCINNATI	INACTIVE/INJURED				5	2	7		4	0	4	
9/26 @ N.Y. Giants	INACTIVE/INJURED				3	0	3	3.0	7	0	7	
10/2 WASHINGTON	INACTIVE/INJURED				1	3	4		DID NOT PLAY			
10/9 @ LA Rams	3	1	4		2	0	2		3	1	4	1.0
10/16 @ Philadelphia	4	1	5		7	0	7		0	3	3	
10/23 DETROIT	7	1	8		3	0	3		2	2	4	
10/30 CHICAGO	7	2	9	1.0	2	1	3	1.0	RESERVE/INJURED			
11/13 @ Green Bay	4	2	6		4	2	6	1.0	RESERVE/INJURED			
11/20 @ Minnesota	3	2	5	1.0	1	0	1	1.0	RESERVE/INJURED			
11/24 N.Y. GIANTS	3	2	5		2	0	2		RESERVE/INJURED			
12/4 INDIANAPOLIS	7	1	8		3	0	3		RESERVE/INJURED			
12/11 HOUSTON	1	3	4		5	0	5		RESERVE/INJURED			
12/18 @ Jacksonville	6	1	7		1	0	1		RESERVE/INJURED			
12/24 PHILADELPHIA	2	3	5		2	2	4		RESERVE/INJURED			
12/29 @ Tennessee	5	2	7		3	2	5		RESERVE/INJURED			
1/8/23 @ Washington	3	0	3		2	0	2		RESERVE/INJURED			
<b>2022 Totals</b>	<b>59</b>	<b>24</b>	<b>83</b>	<b>2.0</b>	<b>49</b>	<b>12</b>	<b>61</b>	<b>6.0</b>	<b>21</b>	<b>6</b>	<b>27</b>	<b>1.0</b>

	Israel Mukuamu				Trayvon Mullen				Osa Odighizuwa				
	Solo	Asst.	Total	Sacks	Solo	Asst.	Total	Sacks	Solo	Asst.	Total	Sacks	
9/11 TAMPA BAY	INACTIVE								2	0	2		
9/18 CINCINNATI	1	1	2						1	1	2		
9/26 @ N.Y. Giants	2	0	2						2	0	2		
10/2 WASHINGTON	5	1	6						2	2	4		
10/9 @ LA Rams													1.0
10/16 @ Philadelphia									1	1	2		
10/23 DETROIT									2	0	2		
10/30 CHICAGO	3	0	3						0	2	2	1.0	
11/13 @ Green Bay									1	2	3		
11/20 @ Minnesota	0	1	1						1	0	1		
11/24 N.Y. GIANTS									1	2	3		
12/4 INDIANAPOLIS	1	0	1						2	2	4	1.0	
12/11 HOUSTON					CLAIMED 12/14				3	1	4		
12/18 @ Jacksonville									1	0	1		
12/24 PHILADELPHIA	1	0	1		INACTIVE				0	1	1		
12/29 @ Tennessee					INACTIVE				0	1	1		
1/8/23 @ Washington	INACTIVE				3	0	3		5	1	6	1.0	
<b>2022 Totals</b>	<b>13</b>	<b>3</b>	<b>16</b>		<b>3</b>	<b>0</b>	<b>3</b>		<b>24</b>	<b>16</b>	<b>40</b>	<b>4.0</b>	

	Micah Parsons				Leighton Vander Esch				Carlos Watkins			
	Solo	Asst.	Total	Sacks	Solo	Asst.	Total	Sacks	Solo	Asst.	Total	Sacks
9/11 TAMPA BAY	2	1	3	2.0	7	2	9		PRACTICE SQUAD			
9/18 CINCINNATI	2	0	2	2.0	4	4	8	1.0	PRACTICE SQUAD			
9/26 @ N.Y. Giants	1	0	1		2	1	3		PRACTICE SQUAD			
10/2 WASHINGTON	3	1	4		6	4	10		PRACTICE SQUAD			
10/9 @ LA Rams	1	2	3	2.0	3	3	6					
10/16 @ Philadelphia	4	3	7		4	3	7		PRACTICE SQUAD			
10/23 DETROIT	3	1	4	2.0	11	0	11		1	2	3	
10/30 CHICAGO	3	1	4		5	4	9		2	2	4	
11/13 @ Green Bay	6	1	7		5	3	8		0	1	1	
11/20 @ Minnesota	2	0	2	2.0	3	1	4		0	1	1	
11/24 N.Y. GIANTS	0	1	1	2.0	6	2	8		1	1	2	
12/4 INDIANAPOLIS	0	2	2		1	1	2		1	1	2	
12/11 HOUSTON	4	1	5		12	2	14		2	3	5	
12/18 @ Jacksonville	0	3	3	1.0	0	1	1		2	1	3	
12/24 PHILADELPHIA	3	1	4		INACTIVE/INJURED				1	1	2	
12/29 @ Tennessee	0	1	1		INACTIVE/INJURED				2	3	5	
1/8/23 @ Washington	0	1	1	0.5	INACTIVE/INJURED				1	1	2	
<b>2022 Totals</b>	<b>34</b>	<b>20</b>	<b>54</b>	<b>13.5</b>	<b>69</b>	<b>31</b>	<b>100</b>	<b>1.0</b>	<b>13</b>	<b>17</b>	<b>30</b>	

## Individual Game-by-Game Tackles, cont.

	Sam Williams				Donovan Wilson				Nahshon Wright			
	Solo	Asst.	Total	Sacks	Solo	Asst.	Total	Sacks	Solo	Asst.	Total	Sacks
9/11 TAMPA BAY					5	2	7					INACTIVE
9/18 CINCINNATI	1	0	1		7	1	8					INACTIVE
9/26 @ N.Y. Giants	2	0	2		8	2	10	1.0				INACTIVE
10/2 WASHINGTON	1	1	2		8	1	9					INACTIVE
10/9 @ LA Rams	1	0	1		6	1	7					INACTIVE
10/16 @ Philadelphia					3	1	4	1.0				INACTIVE
10/23 DETROIT	1	0	1	2.0	4	2	6	1.0				INACTIVE
10/30 CHICAGO	INACTIVE/INJURED				7	2	9					
11/13 @ Green Bay	1	0	1	1.0	5	4	9					INACTIVE
11/20 @ Minnesota	3	0	3		2	0	2					INACTIVE
11/24 N.Y. GIANTS					2	4	6					
12/4 INDIANAPOLIS	1	1	2		7	1	8	1.0				INACTIVE
12/11 HOUSTON	0	4	4		4	1	5					
12/18 @ Jacksonville	0	1	1		3	1	4		3	1	4	
12/24 PHILADELPHIA	INACTIVE/INJURED				6	1	7		6	2	8	
12/29 @ Tennessee					0	1	1	1.0	6	3	9	
1/8/23 @ Washington	1	0	1	1.0	3	3	6		1	0	1	
<b>2022 Totals</b>	<b>12</b>	<b>7</b>	<b>19</b>	<b>4.0</b>	<b>80</b>	<b>28</b>	<b>108</b>	<b>5.0</b>	<b>16</b>	<b>6</b>	<b>22</b>	



DALLAS COWBOYS DALLAS



**RECORDS**

**MICAH PARSONS**

DALLAS COWBOYS

DALLAS COWBOYS

# Cowboys All-Time Leaders

STAFF

PLAYERS

2022 SEASON

ALL-TIME LEADERS

PLAYOFF RECORDS

HISTORY

SIDELINES

## RUSHING (yards)

PLAYER	ATT.	YARDS	AVG.	LONG	TD
1. Smith, Emmitt (1990-2002).....	4,052	17,162	4.2	75t	153
2. Dorsett, Tony (1977-87).....	2,755	12,036	4.4	99t	72
3. Elliott, Ezekiel (2016-22).....	1,881	8,262	4.4	60t	68
4. Perkins, Don (1961-68).....	1,500	6,217	4.2	59	42
5. Hill, Calvin (1969-74).....	1,166	5,009	4.3	55	39
6. Newhouse, Robert (1972-83).....	1,160	4,784	4.1	54	31
7. Murray, DeMarco (2011-14).....	934	4,526	4.9	91t	28
8. Barber, Marion (2005-10).....	1,042	4,358	4.2	54	47
9. Garrison, Walt (1966-74).....	899	3,886	4.3	41	30
10. Walker, Herschel (1986-89, 1996-97).....	818	3,491	4.3	84t	27
11. Jones, Julius (2004-07).....	885	3,484	3.9	77t	18
12. Jones, Felix (2008-12).....	569	2,728	4.8	60t	11
13. Pollard, Tony (2019-22).....	510	2,616	5.1	58t	17
14. Staubach, Roger (1969-79).....	410	2,264	5.5	33t	20
15. Springs, Ron (1979-84).....	604	2,180	3.6	46t	28

## RECEIVING (yards)

PLAYER	REC.	YARDS	AVG.	LONG	TD
1. Witten, Jason (2003-17, 2019).....	1,215	12,977	10.7	69	72
2. Irvin, Michael (1988-99).....	750	11,904	15.9	87t	65
3. Hill, Tony (1977-86).....	479	7,988	16.7	75t	51
4. Pearson, Drew (1973-83).....	489	7,822	16.0	67	48
5. Bryant, Dez (2010-17).....	531	7,459	14.0	85t	73
6. Hayes, Bob (1965-74).....	365	7,295	20.0	95t	71
7. Clarke, Frank (1960-67).....	281	5,214	18.6	80t	50
8. Austin, Miles (2006-13).....	301	4,481	14.9	69t	34
9. Cooper, Amari (2018-21).....	292	3,893	13.3	90t	27
10. Cosbie, Doug (1979-88).....	300	3,728	12.4	61t	30
11. Owens, Terrell (2006-08).....	235	3,587	15.3	75t	38
12. Novacek, Jay (1990-96).....	339	3,576	10.5	49	22
13. DuPree, Billy Joe (1973-83).....	267	3,565	13.4	42t	41
14. Rentzel, Lance (1967-70).....	183	3,521	19.2	86t	31
15. Dorsett, Tony (1977-87).....	382	3,432	9.0	91t	13

## PASSING (rating - min. 1,500 att.)

PLAYER	ATT.	COMP.	PCT.	YARDS	TD	INT	LONG	RATING
1. Prescott, Dak (2016-22).....	3,283	2,185	66.6	24,943	166	65	90t	97.8
2. Romo, Tony (2003-16).....	4,335	2,829	65.3	34,183	248	117	85t	97.1
3. Staubach, Roger (1969-79).....	2,958	1,685	57.0	22,700	153	109	91t	83.4
4. White, Danny (1976-88).....	2,950	1,761	59.7	21,959	155	132	80t	81.7
5. Aikman, Troy (1989-2000).....	4,715	2,898	61.5	32,942	165	141	90t	81.6
6. Meredith, Don (1960-68).....	2,308	1,170	50.7	17,199	135	111	95t	74.8

## SCORING

PLAYER	TD	2PT	PAT	FG	TP
1. Smith, Emmitt (1990-2002).....	164	1	-	-	986
2. Septien, Rafael (1978-86).....	-	-	388	162	874
3. Bailey, Dan (2011-17).....	-	-	276	186	834
4. Dorsett, Tony (1977-87).....	86	-	-	-	516
5. Elliott, Ezekiel (2016-22).....	80	4	-	-	488
6. Hayes, Bob (1965-74).....	76	-	-	-	456
7. Bryant, Dez (2010-17).....	75	1	-	-	452
8. Witten, Jason (2003-17, 2019).....	72	3	-	-	438
9. Irvin, Michael (1988-99).....	65	1	-	-	392
10. Clark, Mike (1968-71, 73).....	-	-	180	69	387

## FIELD GOAL PCT. (min. 75 made)

PLAYER	ATT.	MADE	PCT.	LONG
1. Bailey, Dan (2011-17).....	211	186	.882	56
2. Boniol, Chris (1994-96).....	93	81	.871	52
3. Cunningham, Richie (1997-99).....	94	75	.798	54
4. Brett Maher (2018-19, 2022).....	98	78	.796	63
5. Septien, Rafael (1978-86).....	226	162	.717	53

## PUNTING (net, min. 300 punts)

PLAYER	NO.	YDS.	AVG.	TB	IN20	LONG	BLK	NET
1. Jones, Chris (2011-20)	483	21,478	44.5	24	187	66	4	40.1
2. McBriar, Mat (2004-11)	494	22,369	45.3	54	175	75	3	38.1
3. Gowin, Toby (1997-99, 2003)	338	14,099	41.7	41	106	72	1	35.5
4. Saxon, Mike (1985-92)	591	24,542	41.5	68	166	64	4	34.8
5. White, Danny (1976-88)	612	24,571	40.1	74	144	73	5	34.1

## INTERCEPTIONS

PLAYER	NO.	YARDS	AVG.	LONG	TD
1. Renfro, Mel (1964-77)	52	626	12.0	90t	3
2. Walls, Everson (1981-89)	44	391	8.9	37	0
3. Waters, Charlie (1970-78, 80-81)	41	584	14.2	56	2
4. Thurman, Dennis (1978-85)	36	562	15.6	96t	4
5. Downs, Michael (1981-88)	34	433	12.7	31	1
Green, Cornell (1962-74)	34	552	16.2	59	2
7. Jordan, Lee Roy (1963-76)	32	472	14.8	49t	3
Newman, Terence (2003-11)	32	345	10.8	70	3
9. Harris, Cliff (1970-79)	29	281	9.7	60	1
10. Howley, Chuck (1961-73)	24	395	16.5	58	2
11. Woodson, Darren (1992-2003)	23	271	11.8	94t	2
12. Bishop, Don (1960-65)	22	364	16.5	57	0
13. Gaechter, Mike (1962-69)	21	420	20.0	100t	1
14. Williams, Roy (2002-08)	19	307	16.2	86t	3
Smith, Kevin (1992-99)	19	190	10.0	32t	1

## TACKLES

PLAYER	NO.	PLAYER	NO.
1. Woodson, Darren (1992-03)	1,350	10. Downs, Michael (1981-88)	820
2. Jordan, Lee Roy (1963-76)	1,236	11. Ware, DeMarcus (2005-13)	710
3. White, Randy (1975-88)	1,104	12. Bates, Bill (1983-97)	701
4. Coakley, Dexter (1997-04)	1,046	13. Jeffcoat, Jim (1983-94)	698
5. Jones, Ed (1974-78, 1980-89)	1,032	14. Tolbert, Tony (1989-97)	684
6. Breunig, Bob (1975-84)	1,016	15. Nguyen, Dat (1999-05)	665
7. James, Bradie (2003-11)	1,009	16. Hegman, Mike (1976-88)	649
8. Lee, Sean (2010-20)	995	Walls, Everson (1981-89)	649
9. Lockhart, Eugene (1984-90)	897		

\* Tackles are based off of coaching film

## SACKS

PLAYER	NO.	PLAYER	NO.
1. Ware, DeMarcus (2005-13)	117.0	9. Ellis, Greg (1998-08)	77.0
2. Martin, Harvey (1973-83)	114.0	10. Cole, Larry (1968-80)	60.0
3. White, Randy (1975-88)	111.0	11. Tolbert, Tony (1989-97)	59.0
4. Jones, Ed (1974-78, 1980-89)	106.0	<b>12. Lawrence, DeMarcus (2014-22)</b>	<b>54.5</b>
5. Andrie, George (1962-72)	97.0	13. Haley, Charles (1992-96)	34.0
6. Pugh, Jethro (1965-78)	95.5	14. Spencer, Anthony (2007-14)	33.0
7. Jeffcoat, Jim (1983-94)	94.5	15. Toomay, Pat (1970-74)	31.5
8. Lilly, Bob (1961-74)	94.0		

\*Sacks did not become an official stat until 1982

## SPECIAL TEAMS TACKLES

PLAYER	NO.	PLAYER	NO.
1. Bates, Bill (1983-97)	216	9. Burnett, Kevin (2005-08)	64
2. Woodson, Darren (1992-2003)	134	Davis, Billy (1995-98)	64
3. Davis, Keith (2002, 2004-08)	97	11. Coakley, Dexter (1997-2004)	62
4. Williams, Charlie (1995-2000)	81	12. Hellestrae, Dale (1990-2000)	61
5. McCray, Danny (2010-13, 15)	78	13. Schwantz, Jim (1994-96)	60
6. Gant, Kenneth (1990-94)	77	14. Reese, Izell (1998-2001)	57
7. Hurd, Sam (2006-10)	72	15. Watkins, Patrick (2006-09)	56
8. Marion, Brock (1993-97)	70		

\* Special teams tackles since 1988

\*Current Players in **Bold**

### PUNT RETURNS (avg. - min. 75 returns)

	PLAYER	NO.	YARDS	AVG.	LONG	TD
1.	Sanders, Deion (1995-99).....	89	1,184	13.3	83t	4
2.	Hayes, Bob (1965-74).....	104	1,158	11.1	90	3
3.	Harris, Dwayne (2011-14).....	87	965	11.1	86t	2
4.	Martin, Kelvin (1987-92, 1996).....	179	1,803	10.1	85t	3
5.	Williams, Kevin (1993-96).....	95	913	9.6	83t	3
6.	Crayton, Patrick (2004-09).....	111	1,066	9.6	82t	2
7.	Johnson, Butch (1976-83).....	146	1,313	9.0	55	0
8.	Jones, James (1980-82, 1984-85).....	87	736	8.5	52	0
9.	Renfro, Mel (1964-77).....	109	842	7.7	69t	1

### KICKOFF RETURNS (avg. - min. 75 returns)

	PLAYER	NO.	YARDS	AVG.	LONG	TD
1.	Harris, Dwayne (2011-14).....	77	2,040	26.5	90	0
2.	Renfro, Mel (1964-77).....	85	2,246	26.4	100t	2
3.	Walker, Herschel (1986-89, 1996-97)....	77	1,946	25.3	89	0
4.	Thompson, Tyson (2005-07).....	98	2,416	24.7	72	0
5.	Austin, Miles (2006-13).....	89	2,146	24.1	60	0
6.	Swinton, Reggie (2001-03).....	87	2,089	24.0	100t	1
7.	Williams, Kevin (1993-96).....	144	3,416	23.7	87t	1
8.	Johnson, Butch (1976-83).....	79	1,832	23.2	74	0
9.	Dixon, James (1989-91).....	101	2,315	22.9	97t	1
10.	Clack, Darryl (1986-89).....	83	1,802	21.7	51	0

### COMBINED YARDAGE

	PLAYER	TOTAL	RUSH	REC.	INT. RET.	PUNT RET.	KICK RET.	FUM. RET.
1.	Smith, Emmitt (1990-2002).....	20,174	17,162	3,012	0	0	0	0
2.	Dorsett, Tony (1977-87).....	15,501	12,036	3,432	0	0	0	33
3.	Witten, Jason (2003-17, 2019)....	12,977	0	12,977	0	0	0	0
4.	Irvin, Michael (1988-99).....	11,910	6	11,904	0	0	0	0
5.	Elliott, Ezekiel (2016-22).....	10,591	8,262	2,336	0	0	0	-7
6.	Hayes, Bob (1965-74).....	9,104	70	7,295	0	1,158	581	0
7.	Hill, Tony (1977-86).....	8,436	84	7,988	0	268	96	0
8.	Pearson, Drew (1973-83).....	8,208	190	7,822	0	13	155	28
9.	Bryant, Dez (2010-17).....	8,188	-3	7,459	0	384	348	0
10.	Perkins, Don (1961-68).....	7,997	6,217	1,310	0	8	443	19



**Emmitt Smith**, the NFL's all-time leading rusher (18,355 yards), also holds the Dallas Cowboys all-time combined yardage record (20,174).

STAFF

PLAYERS

2022 SEASON

ALL-TIME LEADERS

PLAYOFF RECORDS

HISTORY

SIDELINES

# COWBOYS OFFENSE YEAR-BY-YEAR

YEAR	1ST DOWNS			PEN	NET OFFENSE		RUSHING		PASSING			PENALTIES		FUMBLES		POINTS	NFC RANK TOT-RU/PA	NFL RANK TOT-RU/PA
	TOTAL	RUSH	PASS		YDS-PLYS	YDS-ATT	NET	SACKS	GROSS	ATT	COMP	INT	NO-YDS	NO-LOST	TDs			
1960	180	57	105	18	3,153-698	1,049-311	2,104	33/284	2,388	354	163	33	62-600	21-17	23	177	12-13-5	
1961	239	100	130	9	4,480-863	1,819-414	2,661	27/257	1,819	422	215	27	47-427	46-21	29	236	8-10-6	
1962	246	101	136	9	4,912-843	2,040-434	2,872	29/243	3,115	380	200	17	62-639	32-19	51	398	2-3-7	
1963	248	105	132	11	4,263-839	1,795-420	2,468	44/331	2,799	375	200	21	67-627	29-15	40	305	9-6-9	
1964	230	89	119	22	3,704-893	1,691-421	2,031	68/503	2,516	404	192	24	97-952	39-19	30	250	14-8-13	
1965	211	87	108	16	3,995-833	1,608-416	2,387	55/369	2,756	362	168	18	78-710	31-17	40	325	10-8-9	
1966	287	124	139	24	5,145-926	2,122-471	3,023	42/308	3,331	413	214	14	83-824	23-10	56	445	1-2-1	
1967	261	109	141	11	4,699-936	1,900-477	2,799	42/294	3,093	417	210	28	81-785	25-13	45	342	5-5-6	
1968	297	135	143	19	5,117-913	2,071-480	3,026	34/269	3,295	399	217	18	77-751	21-15	54	431	1-2-1	
1969	275	133	125	17	5,122-931	2,276-532	2,846	44/366	3,212	355	189	18	81-840	28-12	44	369	1-1-4	
1970	229	119	95	15	4,449-858	2,300-522	2,149	39/296	2,445	297	149	16	87-934	29-12	35	299	2-1-9	
1971	288	135	144	9	5,035-905	2,249-512	2,786	32/251	3,037	361	206	14	94-952	30-21	50	406	1-2-1	
1972	256	118	126	12	4,466-897	2,124-499	2,342	31/238	2,580	367	196	23	90-841	27-15	36	319	2-4-5	
1973	281	139	127	15	4,751-906	2,418-542	2,333	43/269	2,602	321	192	16	83-762	25-12	46	382	3-2-6	
1974	295	147	129	19	4,983-974	2,454-542	2,529	47/327	2,856	385	206	15	86-703	31-16	38	297	1-1-3	
1975	288	132	142	14	5,025-986	2,432-571	2,593	39/242	2,835	376	207	17	94-715	25-18	41	350	1-1-3	3-5-4
1976	269	111	140	18	4,884-958	2,147-538	2,737	30/230	2,967	390	222	13	94-761	26-16	34	296	2-6-2	4-12-5
1977	272	118	136	18	4,812-969	2,369-564	2,443	33/246	2,689	372	215	10	106-865	26-14	42	345	1-3-2	1-4-4
1978	342	146	167	29	5,959-1,107	2,783-625	3,176	33/229	3,405	449	251	17	96-816	36-18	48	384	1-1-2	2-3-3
1979	339	122	195	22	5,968-1,122	2,375-578	3,593	41/290	3,883	503	287	13	100-845	33-21	45	371	1-7-2	2-10-4
1980	337	143	171	23	5,488-1,075	2,346-594	3,104	31/252	3,356	449	265	25	107-908	27-14	60	454	5-5-9	9-6-14
1981	321	137	158	26	5,880-1,100	2,711-630	3,169	31/245	3,414	439	241	15	103-839	45-20	40	367	2-2-7	5-2-15
1982	180	70	99	11	3,199-579	1,313-296	1,886	25/264	2,150	258	160	14	42-304	29-12	28	226	2-1-6	5-5-9
1983	342	109	205	28	5,959-1,110	2,117-519	3,842	37/314	4,156	554	346	25	99-847	30-14	59	479	4-9-2	5-15-4
1984	323	93	202	22	5,320-1,121	1,714-469	3,606	48/389	3,995	604	322	26	100-947	35-17	34	308	7-12-4	11-20-6
1985	336	95	208	33	5,602-1,093	1,741-462	3,861	44/375	4,236	587	344	25	100-759	29-16	43	357	4-9-1	8-17-3
1986	325	98	199	28	5,474-1,054	1,969-447	3,505	60/498	4,003	547	319	24	111-931	44-17	43	346	4-8-4	6-11-12
1987	293	93	176	24	5,056-1,017	1,865-465	3,191	52/403	3,594	500	288	20	131-1,091	30-20	38	340	5-9-5	11-16-11
1988	311	112	175	24	5,483-1,059	1,995-469	3,488	35/239	3,727	555	307	27	141-1,148	22-13	32	265	6-7-5	9-16-7
1989	246	78	145	23	4,294-896	1,409-355	2,885	30/239	3,124	513	266	27	100-771	29-15	25	204	14-12-13	27-24-27
1990	250	88	135	27	4,081-991	1,500-393	2,581	43/317	2,898	475	254	24	98-729	27-9	27	244	14-13-13	28-23-27

Year	Playoff Records										2022 Season										Players			Staff		
	History					Offense Year-by-Year					2022 Season					Players			Staff							
	Total	1st Downs	Net Offense	Rushing	Passing	Sacks	Gross	Att	Comp	Int	Penalties	Fumbles	TDs	Points	NFC Rank	TOT-RU-PA	NFL Rank	TOT-RU-PA	TOT-RU-PA							
1991	304	89	191	24	5,101-971	1,711-433	3,390	38/273	3,663	500	305	12	74-610	23-12	37	342	4-7-5	9-13-8								
1992	324	119	183	22	5,606-1,014	2,121-500	3,485	29/112	3,597	491	314	15	91-650	16-9	48	409	2-3-3	4-5-5								
1993	322	120	172	30	5,615-994	2,161-490	3,454	29/163	3,617	475	317	6	94-744	33-16	41	376	2-2-3	4-2-7								
1994	322	136	160	26	5,321-1,018	1,953-550	3,368	20/93	3,461	448	282	14	100-895	22-10	50	414	4-2-7	8-5-12T								
1995	364	141	195	28	5,824-1,007	2,201-495	3,623	18/118	3,741	494	322	10	90-695	24-13	51	435	4-1-9	5-2-13								
1996	286	105	163	18	4,763-981	1,641-475	3,122	19/127	3,249	487	307	14	103-832	24-15	27	286	11-8-10	24-18-20								
1997	279	82	170	27	4,778-1,015	1,637-423	3,141	39/313	3,454	553	314	12	116-1,058	23-11	29	304	8-11-10	20-20-20								
1998	308	125	154	29	5,450-992	2,014-499	3,436	19/110	3,546	474	279	8	128-1,108	18-7	42	381	5-4-5	8-8-9								
1999	295	129	139	27	5,178-1,024	2,051-493	3,127	24/151	3,278	507	295	13	136-1,196	22-10	42	352	8-3-12	16-6T-24								
2000	276	116	128	32	4,475-943	1,953-463	2,522	35/249	2,771	445	255	21	108-963	31-18	31	294	13-5-15	25-12-28								
2001	247	114	110	23	4,402-952	2,184-505	2,218	34/190	2,408	413	210	20	91-744	25-14	26	246	14-2-15	29-3-31								
2002	237	87	129	21	4,375-948	1,754-423	2,621	54/399	3,020	471	252	16	105-974	33-18	26	217	15-10-16	30-19-31								
2003	286	115	149	22	5,161-1,062	1,999-515	3,162	37/185	3,347	510	294	21	98-837	26-8	31	289	8-8-9	15-12-17								
2004	296	101	171	24	5,197-1,004	1,769-449	3,428	36/208	3,636	519	308	23	105-867	26-14	33	293	7-7-9	14-20-15								
2005	318	97	177	44	5,202-1,071	1,861-521	3,341	50/298	3,639	500	300	17	99-739	36-14	38	325	7-6-8	13-13-15								
2006	336	107	199	32	5,772-1,015	1,936-472	3,836	37/231	4,067	506	310	21	100-939	16-6	52	425	3-6-4	5-13-5								
2007	332	83	217	22	5,851-975	1,746-419	4,105	25/185	4,290	531	342	19	104-813	21-5	54	455	2-7-3	3-17-4								
2008	291	102	171	18	5,512-980	1,723-401	3,789	31/199	3,988	539	336	20	120-957	29-13	43	362	8-9-5	13-2-9								
2009	335	110	203	22	6,390-1,020	2,103-436	4,287	34/196	4,483	550	347	9	115-892	20/10	43	361	2-3-2	2-7-6								
2010	327	104	201	22	5,828-1,035	1,786-428	4,042	31/166	4,208	576	379	19	109-863	28/11	46	394	4-7-3	7-16-6								
2011	327	91	219	17	6,008-1,017	1,807-409	4,201	39/252	4,453	570	376	12	112-802	24/9	39	369	8-8-5	11-18-7								
2012	338	76	237	25	5,994-1,049	1,265-355	4,746	36/263	4,992	658	434	19	118-853	19/10	41	376	4-15-3	6-31-3								
2013	325	80	213	32	5,458-957	1,504-336	3,954	35/272	4,226	586	375	12	102-867	18/8	51	439	10-13-8	16-24-14								
2014	342	106	205	31	6,138-1,014	2,354-508	3,784	30/224	4,008	476	328	11	105-839	22/14	56	467	4-2-10	7-2-16								
2015	307	94	175	38	5,361-969	1,890-408	3,471	33/206	3,677	528	334	22	112-879	18/11	26	275	12-7-13	22-9-27								
2016	361	142	191	25	6,027-1,010	2,396-499	3,631	28/168	3,799	483	325	6	105-879	22/19	49	418	4-1-13	5-2-23								
2017	314	127	162	25	5,311-1,005	2,170-480	3,141	32/185	3,326	493	309	13	97-939	11/9	42	354	9-1-14	14-2-26								
2018	322	113	184	25	5,501-1,022	1,963-439	3,538	56/347	3,885	527	356	8	104-885	23/9	36	339	13-5-13	22-10-23								
2019	379	120	229	30	6,904-1,069	2,153-449	4,751	23/151	4,902	597	388	11	109-1,008	15/7	49	434	1-3-2	1-5-2								
2020	371	115	231	25	5,949-1,113	1,788-430	4,161	44/350	4,511	639	413	13	96-849	19/13	42	395	4-9-3	9-17-8								
2021	390	111	248	31	6,919-1,153	2,119-473	4,637	33/163	4,800	647	444	11	127-1,103	26/9	64	530	1-3-2	1-9-2								
2022	347	129	194	24	6,034-1,114	2,298-531	3,736	27/175	3,911	556	355	18	104-842	14/5	55	467	5-6-7	11-9-14								



# COWBOYS DEFENSE YEAR-BY-YEAR

YEAR	1ST DOWNS			NET OFFENSE			RUSHING			PASSING			PENALTIES			FUMBLES			NFC RANK		NFL RANK	
	TOTAL	RUSH	PASS	YDS-PLYS	YDS-ATT	NET	SACKS	GROSS	ATT	COMP	INT	NO-YDS	NO-LOST	TDS	POINTS	TOT-RU-PA	TOT-RU-PA	TOT-RU-PA	TOT-RU-PA	TOT-RU-PA	TOT-RU-PA	
1960	216	106	97	4,372-858	2,242-445	2,130	20/175	2,305	393	146	15	72-671.5	21-11	44	369					13-13-8		
1961	254	122	120	4,592-787	2,161-439	2,431	22/204	2,635	326	168	25	38-362	30-18	49	380					10-12-7		
1962	274	93	166	5,184-848	1,510-386	3,674	25/230	3,904	437	233	20	56-569	33-16	52	402					13-4-14		
1963	266	114	139	5,325-878	2,094-455	3,231	20/161	3,392	403	202	26	52-479	23-11	48	378					13-14-13		
1964	211	71	121	3,750-860	1,504-438	2,246	45/325	2,571	377	172	18	75-781	26-20	34	289					2-2-4		
1965	240	80	138	4,192-885	1,444-422	2,748	39/315	3,063	424	205	18	50-483	37-20	33	280					6-2-9		
1966	211	64	140	3,558-873	1,176-356	2,382	60/420	2,802	457	212	17	63-778	23-14	29	239					2-1-7		
1967	236	64	145	3,874-866	1,094-339	2,790	45/377	3,167	482	260	29	64-707	28-18	35	268					7-1-11		
1968	202	61	123	3,633-863	2,071-480	2,530	51/400	2,838	428	220	26	54-657	21-15	23	186					4-1-11		
1969	203	52	141	3,707-826	1,050-313	2,657	55/452	3,109	458	235	24	58-680	23-11	28	223					3-1-11		
1970	205	87	105	3,959-855	1,656-415	1,913	41/313	2,226	399	193	24	70-732	25-14	24	221					4-9-3		
1971	200	59	125	3,468-817	1,144-353	2,324	43/336	2,660	421	209	26	61-647	40-25	25	222					3-2-19		
1972	217	81	113	3,755-842	1,515-428	2,240	32/268	2,508	382	187	16	59-586	40-17	28	240					7-1-19		
1973	208	83	106	3,466-827	1,471-435	1,995	40/306	2,301	352	187	18	52-516	44-23	23	203					2-2-8		
1974	199	63	110	3,463-803	1,344-417	2,529	47/327	2,856	349	178	13	69-657	31-13	28	235					3-2-8		
1975	234	100	113	3,739-888	1,699-474	2,040	41/288	2,328	373	162	25	63-639	43-19	33	268					3-3-3		
1976	246	113	111	3,730-919	1,821-484	1,909	44/327	2,236	391	187	16	71-643	32-12	25	194					5-3-5		
1977	205	88	94	3,213-880	1,651-457	1,562	53/429	1,991	370	154	21	78-731	22-10	26	212					1-1-2		
1978	232	83	128	4,009-967	1,721-477	2,288	58/442	2,730	432	202	23	95-783	27-13	25	208					2-1-3		
1979	259	105	135	5,276-978	2,115-500	2,471	43/362	2,883	435	207	13	70-704	30-20	38	313					8-11-3		
1980	296	98	160	5,279-996	2,069-469	3,205	43/358	3,563	484	231	27	106-989	23-10	38	311					7-7-7		
1981	287	107	160	5,419-1,021	2,049-468	3,370	42/347	3,717	511	236	37	104-837	43-16	34	277					13-8-13		
1982	163	57	95	2,753-581	1,011-260	1,742	32/260	2,002	289	152	15	52-431	20-10	17	145					7-7-5		
1983	286	82	181	5,427-1,025	1,499-410	3,928	57/437	4,365	558	299	27	100-873	31-21	42	360					10-2-13		
1984	283	106	155	5,036-1,094	2,226-510	2,810	57/390	3,200	527	250	28	93-854	35-16	36	308					3-11-3		
1985	312	98	193	5,608-1,076	1,853-465	3,755	62/459	4,214	549	279	33	108-990	24-15	40	333					11-6-13		
1986	286	118	148	4,985-1,017	2,200-500	2,785	53/364	3,149	464	226	17	90-817	29-18	41	337					7-11-3		
1987	294	85	175	5,061-1,012	1,617-459	3,444	51/337	3,781	502	269	23	100-857	29-20	42	348					9-4-13		
1988	297	93	180	5,414-1,023	1,856-454	3,565	46/327	3,883	523	264	10	92-772	24-9	44	381					12-10-12		
1989	321	116	183	5,556-1,060	1,991-543	3,565	29/183	3,748	488	301	7	102-723	22-10	44	393					9-10-8		
1990	280	109	153	4,615-988	1,976-482	2,639	36/292	2,931	470	271	11	104-911	32-19	36	308					4-9-1		

SIDELINES				HISTORY				PLAYOFF RECORDS				DEFENSE YEAR-BY-YEAR				2022 SEASON				PLAYERS				STAFF								
YEAR	TOTAL		1ST DOWNS		NET OFFENSE		RUSHING		NET		PASSING		ATT		COMP		INT		PENALTIES		FUMBLES		TDs		POINTS		NFC RANK		AFC RANK		NFL RANK	
	RUSH	PASS	YDS	PLYS	YDS	ATT	YDS	ATT	SACKS	GROSS	GROSS	ATT	COMP	INT	NO	YDS	NO	LOST	NO	YDS	NO	LOST	NO	LOST	NO	LOST	NO	LOST	NO	LOST		
1991	299	103	180	16	5,066	963	1,571	400	3,495	23/151	3,646	540	320	12	97	801	23	11	97	801	23	11	32	310	12	6	13	17	8	23		
1992	241	68	147	26	3,933	873	1,244	345	2,689	44/347	3,036	484	263	17	94	727	25	14	94	727	25	14	29	243	1	1	2	1	1	5		
1993	297	94	176	27	4,767	1,012	1,651	423	3,116	34/231	3,347	555	334	14	87	653	22	14	87	653	22	14	23	229	7	5	7	10	11	10		
1994	273	86	157	30	4,313	1,006	1,561	437	2,752	47/299	3,051	522	269	22	102	826	15	9	102	826	15	9	27	248	1	5	1	1	10	1		
1995	303	113	165	25	5,044	1,001	1,772	442	3,272	36/219	3,491	523	293	19	112	913	16	6	112	913	16	6	32	291	4	9	1	4	9	16	8	
1996	260	89	144	27	4,382	958	1,576	437	2,806	37/219	3,025	484	271	19	94	717	26	14	94	717	26	14	24	250	2	5	2	3	10	2		
1997	281	104	139	38	4,516	1,022	1,994	511	2,522	38/195	2,717	473	253	7	99	757	27	12	99	757	27	12	36	314	2	12	1	2	24	1		
1998	276	84	162	30	5,164	988	1,619	401	3,545	34/222	3,767	553	290	14	120	917	23	12	120	917	23	12	32	275	9	6	12	18	12	22		
1999	266	81	154	31	4,840	997	1,442	417	3,398	35/217	3,615	545	297	24	107	862	23	9	107	862	23	9	28	276	3	3	4	9	6	13		
2000	309	137	145	27	5,329	1,021	2,636	538	2,693	25/189	2,882	458	277	16	108	999	23	9	108	999	23	9	41	361	9	15	2	19	31	3		
2001	272	90	160	22	4,599	985	1,710	472	2,889	24/130	3,019	489	287	9	69	634	29	16	69	634	29	16	37	338	2	6	2	4	13	3		
2002	291	90	178	23	5,267	1,079	1,818	481	3,449	24/137	3,586	574	334	19	119	919	23	11	119	919	23	11	35	325	9	8	10	18	15	19		
2003	228	67	127	33	4,056	937	1,425	413	2,631	32/189	2,820	492	239	13	88	763	24	12	88	763	24	12	28	260	1	1	1	1	3	1		
2004	297	88	180	29	5,285	962	1,764	425	3,521	33/197	3,718	502	310	13	104	879	20	9	104	879	20	9	49	405	7	3	11	16	10	21		
2005	256	87	150	19	4,814	946	1,731	414	3,083	37/236	3,319	495	271	15	142	1,015	21	11	142	1,015	21	11	35	308	7	8	7	10	15	11		
2006	294	88	179	27	5,165	974	1,659	429	3,506	34/223	3,729	511	301	18	93	895	26	13	93	895	26	13	40	350	6	4	10	13	10	24		
2007	304	86	195	23	4,922	1,008	1,513	381	3,409	46/319	3,728	581	342	19	85	785	26	10	85	785	26	10	36	325	4	3	4	9	6	13		
2008	276	85	163	28	4,709	969	1,706	402	3,003	59/374	3,877	508	308	8	97	601	28	14	97	601	28	14	36	365	5	6	3	8	12	5		
2009	286	74	186	26	5,064	962	1,449	365	3,615	42/259	3,874	572	344	11	92	763	21	9	92	763	21	9	28	250	4	3	9	9	4	20		
2010	309	84	200	25	5,626	977	1,734	402	3,892	35/257	4,151	540	348	20	79	641	20	10	79	641	20	10	51	436	13	6	14	23	12	26		
2011	305	78	199	28	5,488	972	1,585	385	3,903	42/246	4,149	545	336	15	87	664	20	10	87	664	20	10	38	347	6	4	10	14	7	23		
2012	317	92	195	30	5,687	986	2,003	441	3,695	34/211	3,895	496	311	7	91	786	18	9	91	786	18	9	45	400	11	12	10	19	22	19		
2013	388	122	231	35	6,645	1,094	2,056	437	4,589	34/246	4,835	623	403	15	112	875	16	13	112	875	16	13	51	432	16	14	14	32	27	30		
2014	315	86	195	34	5,681	978	1,650	392	4,031	28/156	4,193	558	371	18	104	861	20	13	104	861	20	13	43	352	8	4	11	19	8	26		
2015	317	113	172	32	5,570	998	1,934	461	3,636	31/229	3,890	506	330	8	113	898	11	3	113	898	11	3	41	374	9	10	3	17	22	15		
2016	330	79	226	25	5,503	1,009	1,336	340	4,167	36/209	4,376	632	425	9	90	784	28	11	90	784	28	11	34	306	7	1	12	14	1	26		
2017	312	96	181	35	5,089	1,000	1,664	403	3,425	38/321	3,746	559	371	10	107	880	26	11	107	880	26	11	40	332	5	5	5	8	8	11		
2018	309	89	193	27	5,268	981	1,513	400	3,755	39/229	3,984	542	367	9	89	681	21	11	89	681	21	11	35	324	3	3	7	7	5	13		
2019	327	101	188	38	5,232	1,015	1,656	407	3,576	39/303	3,879	569	370	7	102	855	19	10	102	855	19	10	35	321	3	5	3	9	11	10		
2020	359	142	180	37	6,183	1,054	2,541	510	3,642	31/178	3,820	513	328	10	91	733	21	13	91	733	21	13	57	473	13	16	7	23	31	11		
2021	327	99	191	37	5,967	1,082	1,918	429	3,752	41/297	4,049	612	364	26	127	1,103	14	8	127	1,103	14	8	39	358	10	8	10	19	16	20		
2022	327	119	174	34	5,613	1,101	2,198	497	3,415	54/352	3,767	553	345	16	98	851	26	17	98	851	26	17	35	342	6	9	5	12	22	8		

# Cowboys Leaders By Years

## RUSHING (yards)

Year	Player	Att.	Yards	Avg.	Long	TD	NFL/NFC	
							Rank	Rank
1960	Dupre, L.G.	104	362	3.5	18	3		20
1961	* Perkins, Don	200	815	4.1	47	4		6
1962	Perkins, Don	222	945	4.3	35	7		5
1963	Perkins, Don	149	614	4.1	19t	7		10
1964	Perkins, Don	174	768	4.4	59	6		5
1965	Perkins, Don	177	690	3.9	43	0		7
1966	Reeves, Dan	175	757	4.3	67t	8		6
1967	Perkins, Don	201	823	4.1	30	6		6
1968	Perkins, Don	191	836	4.4	28t	4		6
1969	* Hill, Calvin	204	942	4.6	55	8		2
1970	* Thomas, Duane	151	803	5.3	47t	5		8/5
1971	Thomas, Duane	175	793	4.5	56t	11		11/7
1972	Hill, Calvin	245	1,036	4.2	26	6		7/3
1973	Hill, Calvin	273	1,142	4.2	21	6		3/2
1974	Hill, Calvin	185	844	4.6	27	7		8/3
1975	Newhouse, Robert	209	930	4.4	29	2		9/4
1976	Dennison, Doug	153	542	3.5	14	6		35/18
1977	* Dorsett, Tony	208	1,007	4.8	84t	12		9/4
1978	Dorsett, Tony	290	1,325	4.6	63t	7		3/2
1979	Dorsett, Tony	250	1,107	4.4	41	6		11/8
1980	Dorsett, Tony	278	1,185	4.3	56	11		6/6
1981	Dorsett, Tony	342	1,646	4.8	75t	4		2/2
1982	Dorsett, Tony	177	745	4.2	99t	5		2/1
1983	Dorsett, Tony	289	1,321	4.6	77	8		6/5
1984	Dorsett, Tony	302	1,189	3.9	31t	8		7/7
1985	Dorsett, Tony	305	1,307	4.3	60t	7		6/4
1986	Dorsett, Tony	184	748	4.1	33	5		19/11
1987	Walker, Herschel	209	891	4.3	60t	7		6/3
1988	Walker, Herschel	361	1,514	4.2	38	5		2/1
1989	Palmer, Paul	112	446	4.0	63t	2		39/18
1990	* Smith, Emmitt	241	937	3.9	48t	11		10/5
1991	Smith, Emmitt	365	1,563	4.3	75t	12		1/1
1992	Smith, Emmitt	373	1,713	4.6	68t	18		1/1
1993	Smith, Emmitt	283	1,486	5.3	62t	9		1/1
1994	Smith, Emmitt	368	1,484	4.0	46	21		3/2
1995	Smith, Emmitt	377	1,773	4.7	60t	25		1/1
1996	Smith, Emmitt	327	1,204	3.7	42	12		8/4
1997	Smith, Emmitt	261	1,074	4.1	44	4		12/5
1998	Smith, Emmitt	319	1,332	4.2	32	13		5/4
1999	Smith, Emmitt	329	1,397	4.2	63t	11		4/2
2000	Smith, Emmitt	294	1,203	4.1	52	9		13/4
2001	Smith, Emmitt	261	1,021	3.9	44	3		15/7
2002	Smith, Emmitt	254	975	3.8	30t	5		20/8
2003	Hambrick, Troy	275	972	3.5	42	5		19/8
2004	* Jones, Julius	197	819	4.2	53	7		28/14
2005	Jones, Julius	257	993	3.9	51	5		17/8
2006	Jones, Julius	267	1,084	4.1	77t	4		17/10
2007	Barber, Marion	204	975	4.8	54	10		18/8
2008	Barber, Marion	238	885	3.7	35	7		21/12
2009	Barber, Marion	214	932	4.4	35	7		17/7
2010	Jones, Felix	185	800	4.3	34	1		23/9
2011	* Murray, DeMarco	164	897	5.5	91t	2		22/9
2012	Murray, DeMarco	161	663	4.1	48	4		29/15
2013	Murray, DeMarco	217	1,121	5.2	43	9		10/8
2014	Murray, DeMarco	392	1,845	4.7	51	13		1/1
2015	McFadden, Darren	239	1,089	4.6	50	3		4/4
2016	* Elliott, Ezekiel	322	1,631	5.1	60t	15		1/1
2017	Elliott, Ezekiel	242	983	4.1	30	7		10/4
2018	Elliott, Ezekiel	304	1,434	4.7	41	6		1/1
2019	Elliott, Ezekiel	301	1,357	4.5	33t	12		4/2
2020	Elliott, Ezekiel	244	979	4.0	31	6		11/4
2021	Elliott, Ezekiel	237	1,002	4.2	47	10		7/3
2022	Pollard, Tony	193	1,007	5.2	57t	9		16/10

## PASSING (rating)

Year	Player	Att.	Comp.	Pct.	Yards	TD	Int.	Rating	NFL/NFC	
									Rank	Rank
1960	LeBaron, Eddie	225	111	49.3	1,736	12	25	53.4		8
1961	LeBaron, Eddie	236	120	50.8	1,741	14	16	66.5		9
1962	LeBaron, Eddie	166	95	57.2	1,436	16	9	95.3		3
1963	Meredith, Don	310	167	53.9	2,381	17	18	73.2		10
1964	Meredith, Don	323	158	48.9	2,143	9	16	67.3		15
1965	Meredith, Don	305	141	46.2	2,415	22	13	79.7		8
1966	Meredith, Don	344	177	51.5	2,805	24	12	87.7		4
1967	Meredith, Don	255	128	50.2	1,834	16	16	68.6		8
1968	Meredith, Don	309	171	55.3	2,500	21	12	88.3		2

## STAFF

## PLAYERS

## 2022 SEASON

LEADERS  
BY YEARSPLAYOFF  
RECORDS

## HISTORY

## SIDELINES

## PASSING, CONT.

Year	Player	Att.	Comp.	Pct.	Yards	TD	Int.	Rating	NFL/NFC
									Rank
1969	Morton, Craig .....	302	162	53.6	2,619	21	15	85.4	5
1970	Morton, Craig .....	207	102	49.3	1,819	15	7	89.7	5/4
1971	Staubach, Roger .....	211	126	59.7	1,882	15	4	104.8	1/1
1972	Morton, Craig .....	339	185	54.6	2,396	15	21	65.9	15/7
1973	Staubach, Roger .....	286	179	62.6	2,428	23	15	94.6	1/1
1974	Staubach, Roger .....	360	190	52.8	2,552	11	15	68.5	14/7
1975	Staubach, Roger .....	348	198	56.9	2,666	17	16	78.6	8/2
1976	Staubach, Roger .....	369	208	56.4	2,715	14	11	79.9	8/5
1977	Staubach, Roger .....	361	210	58.2	2,620	18	9	87.1	2/1
1978	Staubach, Roger .....	413	231	55.9	3,190	25	16	84.9	1/1
1979	Staubach, Roger .....	461	267	57.9	3,586	27	11	92.4	1/1
1980	White, Danny .....	436	260	59.6	3,287	28	25	80.8	9/7
1981	White, Danny .....	391	223	57.0	3,098	22	13	87.5	5/2
1982	White, Danny .....	247	156	63.2	2,079	16	12	91.1	4/2
1983	White, Danny .....	533	334	62.7	3,980	29	23	85.6	9/6
1984	White, Danny .....	233	126	54.1	1,580	11	11	71.5	22/11
1985	White, Danny .....	450	267	59.3	3,157	21	17	80.6	9/4
1986	Pelluer, Steve .....	378	215	56.9	2,727	8	17	67.9	20/9
1987	White, Danny .....	362	215	59.4	2,617	12	17	73.2	19/9
1988	Pelluer, Steve .....	435	245	56.3	3,139	17	19	73.9	16/9
1989	* Aikman, Troy .....	293	155	52.9	1,749	9	18	55.7	27/14
1990	Aikman, Troy .....	399	226	56.6	2,579	11	18	66.6	27/14
1991	Aikman, Troy .....	363	237	65.3	2,754	11	10	86.7	6/4
1992	Aikman, Troy .....	473	302	63.8	3,445	23	14	89.5	3/3
1993	Aikman, Troy .....	392	271	69.1	3,100	15	6	99.0	2/2
1994	Aikman, Troy .....	361	233	64.5	2,676	13	12	84.9	6/4
1995	Aikman, Troy .....	432	280	64.8	3,304	16	7	93.6	3/2
1996	Aikman, Troy .....	465	296	63.7	3,126	12	13	80.1	12/5
1997	Aikman, Troy .....	518	292	56.4	3,283	19	12	78.0	17/8
1998	Aikman, Troy .....	315	187	59.4	2,330	12	5	88.5	8/4
1999	Aikman, Troy .....	442	263	59.5	2,964	17	12	81.1	14/8
2000	Aikman, Troy .....	262	156	59.5	1,632	7	14	64.3	32/16
2001	* Carter, Quincy .....	176	90	51.1	1,072	5	7	63.0	DNQ
2002	* Hutchinson, Chad .....	250	127	50.8	1,555	7	8	66.3	29/14
2003	Carter, Quincy .....	505	292	57.8	3,302	17	21	71.4	24/11
2004	Testaverde, Vinny .....	495	297	60.0	3,532	17	20	76.4	26/13
2005	Bledsoe, Drew .....	499	300	60.1	3,639	23	17	83.7	17/8
2006	Romo, Tony .....	337	220	65.3	2,903	19	13	95.1	5/3
2007	Romo, Tony .....	520	335	64.4	4,211	36	19	97.4	5/1
2008	Romo, Tony .....	450	276	61.3	3,448	26	14	91.4	8/4
2009	Romo, Tony .....	550	347	63.1	4,483	26	9	97.6	8/4
2010	Kitna, Jon .....	318	209	65.7	2,365	16	12	88.9	14/6
2011	Romo, Tony .....	522	346	66.3	4,184	31	10	102.5	4/2
2012	Romo, Tony .....	648	425	65.6	4,903	28	19	90.5	10/6
2013	Romo, Tony .....	535	342	63.9	3,828	31	10	96.7	8/6
2014	Romo, Tony .....	435	304	69.9	3,705	34	9	113.2	1/1
2015	Weeden, Brandon .....	98	71	72.4	738	2	2	92.1	DNQ
2016	* Prescott, Dak. ....	459	311	67.8	3,667	23	4	104.9	3/2
2017	Prescott, Dak. ....	490	308	62.9	3,324	22	13	86.6	17/11
2018	Prescott, Dak. ....	526	356	67.7	3,885	22	8	96.9	14/9
2019	Prescott, Dak. ....	596	388	65.1	4,902	30	11	99.7	10/6
2020	Dalton, Andy .....	333	216	64.9	2,170	14	8	87.3	25/12
2021	Prescott, Dak. ....	596	410	68.8	4,449	37	10	104.2	3/2
2022	Prescott, Dak. ....	394	261	66.2	2,860	23	15	91.1	15/8

## RECEIVING (receptions)

Year	Player	No.	Yards	Avg.	Long	TD	NFL/NFC
							Rank
1960	Doran, Jim .....	31	554	17.9	75t	3	21
1961	Howton, Billy .....	56	785	14.0	53	4	6
1962	Howton, Billy .....	49	706	14.4	69t	6	15
1963	Clarke, Frank .....	43	833	19.4	75t	10	3
1964	Clarke, Frank .....	65	973	15.0	49	5	3
1965	* Hayes, Bob .....	46	1,003	21.8	82t	12	13
1966	Hayes, Bob .....	64	1,232	19.3	95t	13	4
1967	Rentzel, Lance .....	58	996	17.2	74t	8	6
1968	Rentzel, Lance .....	54	1,009	18.7	65t	6	3
1969	Rentzel, Lance .....	43	960	22.3	75t	12	20
1970	Hayes, Bob .....	34	889	26.1	89t	10	45/26
1971	Garrison, Walt .....	40	396	9.9	36	1	23/10
1972	Hill, Calvin .....	43	364	8.5	33t	3	18/9
1973	Hill, Calvin .....	32	290	9.1	29	0	36/21
1974	Pearson, Drew .....	62	1,087	17.9	50t	2	3/2
1975	Pearson, Drew .....	46	822	17.9	46t	8	16/9
1976	Pearson, Drew .....	58	806	13.9	54	6	4/1
1977	Pearson, Drew .....	48	870	18.1	67	2	9/3
1978	Pearson, Preston .....	47	526	11.2	34	0	26/15
1979	Hill, Tony .....	60	1,062	17.7	75t	10	12/6
1980	Hill, Tony .....	60	1,055	17.6	58t	8	16/9

1981	Hill, Tony	46	953	20.7	63t	4	47/26
	Spring, Ron	46	359	7.8	32t	2	
1982	Hill, Tony	35	526	15.0	47	1	22/8
1983	Spring, Ron	73	589	8.1	80t	1	9/4
1984	Cosbie, Doug	60	789	13.2	36	4	28/12
1985	Hill, Tony	74	1,113	15.0	53t	7	9/3
1986	Walker, Herschel	76	837	11.0	84t	2	9/4
1987	Walker, Herschel	60	715	11.9	44	1	5/4
1988	Alexander, Ray	54	788	14.6	50t	6	34/21
1989	Martin, Kelvin	46	644	14.0	46	2	53/26
1990	Martin, Kelvin	64	732	11.4	45	0	17/9
1991	Irvin, Michael	93	1,523	16.4	66t	8	2/1
1992	Irvin, Michael	78	1,396	17.9	87t	7	7/4
1993	Irvin, Michael	88	1,390	15.1	61t	7	3/3
1994	Irvin, Michael	79	1,241	15.7	65t	6	13/8
1995	Irvin, Michael	111	1,603	14.4	50	10	5/5
1996	Irvin, Michael	64	962	15.0	61	2	27/15
1997	Irvin, Michael	75	1,180	15.7	55	9	12/7
1998	Irvin, Michael	74	1,057	14.3	51	1	14/6
1999	Ismail, Raghib	80	1,097	13.7	76t	6	12/8
2000	McKnight, James	52	926	17.8	48	2	61/31
2001	Ismail, Raghib	53	834	15.7	80t	2	54/24
2002	Galloway, Joey	61	908	14.9	80t	6	39/18
2003	Anderson, Richie	69	493	7.1	37	4	21/10
2004	Witten, Jason	87	980	11.3	42t	6	11/7
2005	Johnson, Keyshawn	71	839	11.8	34	6	23/9
2006	Owens, Terrell	85	1,180	13.9	56t	13	13/6
2007	Witten, Jason	96	1,145	11.9	53	7	10/3
2008	Witten, Jason	81	952	11.8	42	4	14/6
2009	Witten, Jason	94	1,030	11.0	69	2	9/3
2010	Witten, Jason	94	1,002	10.7	33	9	3/2
2011	Witten, Jason	79	942	11.9	64	5	15t/11t
2012	Witten, Jason	110	1,039	9.4	36	3	5/3
2013	Bryant, Dez	93	1,233	13.3	79	13	7/3
2014	Bryant, Dez	88	1,320	15.0	68	16	12/8
2015	Witten, Jason	77	713	9.3	35	3	25t/12t
2016	Beasley, Cole	75	833	11.1	47	5	28t/16t
2017	Bryant, Dez	69	838	12.1	50t	6	24t/12
2018	Elliott, Ezekiel	77	567	7.4	38t	3	22t/14t
2019	Cooper, Amari	79	1,189	15.1	53t	8	8/5
2020	Cooper, Amari	92	1,114	12.1	69	5	14/9
2021	Lamb, CeeDee	79	1,102	13.9	49t	6	22/8
2022	Lamb, CeeDee	107	1,359	12.7	39	9	5t/2

### PUNTING (net)

Year	Player	No.	Yards	Avg.	TB	IN20	Long	Had Blk	NET	NFL/NFC Rank
1960	Sherer, Dave	57	2,420	42.5	4	15	67	0	39.5	7
1961	* Green, Allen	60	2,236	37.3	3	6	53	1	32.5	14
1962	Baker, Sam	57	2,589	45.4	4	13	72	0	40.7	3
1963	Baker, Sam	71	3,138	44.2	4	13	64	0	40.6	7
1964	* Lothridge, Billy	62	2,501	40.3	5	17	75	0	38.1	15
1965	Villanueva, Danny	60	2,505	41.8	8	11	58	0	37.9	10
1966	Villanueva, Danny	64	2,551	39.9	3	14	58	1	36.7	13
1967	Villanueva, Danny	67	2,707	40.4	4	9	57	0	35.2	9
1968	Widby, Ron	59	2,415	40.9	7	17	84	0	36.4	5
1969	Widby, Ron	63	2,729	43.3	4	9	62	0	37.2	2
1970	Widby, Ron	68	2,847	41.9	6	10	59	1	35.4	10/2
1971	Widby, Ron	55	2,329	42.3	6	8	59	1	35.3	8/3
1972	* Bateman, Marv	51	1,949	38.2	3	4	61	0	36.2	24/13
1973	Bateman, Marv	53	2,290	43.2	5	14	62	2	37.1	11/7
1974	* Carrell, Duane	40	1,591	39.8	5	15	59	0	31.4	11/5
1975	* Hoopes, Mitch	67	2,676	39.9	8	15	55	1	33.2	16/9
1976	White, Danny	70	2,690	38.4	12	13	54	2	30.5	20/9
1977	White, Danny	80	3,171	39.6	10	25	57	1	33.2	12/8
1978	White, Danny	76	3,076	40.5	11	16	56	1	33.1	8/5
1979	White, Danny	76	3,168	41.7	9	21	73	0	36.0	4/2
1980	White, Danny	71	2,903	40.9	11	17	58	0	34.9	10/5
1981	White, Danny	81	3,284	40.8	7	19	60	0	36.0	14/8
1982	White, Danny	37	1,542	41.7	2	6	56	0	37.4	8/5
1983	White, Danny	38	1,543	40.6	3	6	50	1	32.9	DNQ
1984	White, Danny	82	3,151	38.4	8	21	54	0	34.6	28/14
1985	Saxon, Mike	81	3,396	41.9	10	20	57	1	35.5	13/8
1986	Saxon, Mike	86	3,498	40.7	10	28	58	1	34.5	15/9
1987	Saxon, Mike	68	2,685	39.5	5	20	63	0	34.2	20/10
1988	Saxon, Mike	80	3,271	40.9	15	24	55	0	34.2	10/4
1989	Saxon, Mike	79	3,233	40.9	6	19	56	2	34.3	10/6
1990	Saxon, Mike	79	3,413	43.2	8	20	62	0	35.6	4/2
1991	Saxon, Mike	57	2,426	42.6	5	16	64	0	36.8	11/6
1992	Saxon, Mike	61	2,620	43.0	9	19	58	0	33.5	9/5
1993	* Jett, John	56	2,342	41.8	3	22	59	0	37.7	21/10
1994	Jett, John	70	2,935	41.9	4	26	58	0	35.4	14/6

STAFF  
PLAYERS  
2022 SEASON  
LEADERS BY YEARS  
PLAYOFF RECORDS  
HISTORY  
SIDELINES

## STAFF

## PLAYERS

## 2022 SEASON

LEADERS  
BY YEARSPLAYOFF  
RECORDS

## HISTORY

## SIDELINES

## PUNTING, CONT.

Year	Player	No.	Yards	Avg.	TB	IN20	Long	Had Blk	NET	NFL/NFC Rank
1995	Jett, John	53	2,166	40.9	6	17	58	0	34.5	24/12
1996	Jett, John	74	3,150	42.6	9	22	60	0	36.8	18/8
1997	* Gowin, Toby	86	3,592	41.8	9	26	72	0	35.4	27/13
1998	Gowin, Toby	77	3,342	43.4	14	31	65	1	36.6	17/7
1999	Gowin, Toby	81	3,500	43.2	10	24	64	0	35.1	7/2
2000	* Knorr, Micah	58	2,485	42.8	8	12	60	0	35.8	11/4
2001	Knorr, Micah	78	3,135	40.2	6	25	57	3	31.1	27/15
2002	Knorr, Micah	47	1,928	41.0	4	11	56	0	35.1	21/12
2003	Gowin, Toby	94	3,665	39.0	8	25	59	0	34.9	28/15
2004	McBriar, Mat	75	3,182	42.4	7	22	68	0	35.1	14/7
2005	McBriar, Mat	81	3,439	42.5	9	28	63	0	37.1	20/8
2006	McBriar, Mat	56	2,697	48.2	10	22	75	0	38.6	4/1
2007	McBriar, Mat	63	2,970	47.1	7	17	64	0	38.5	4/3
2008	Paulescu, Sam	53	2,213	41.8	5	14	70	0	35.2	26/11
2009	McBriar, Mat	72	3,249	45.1	3	38	63	0	39.9	10/5
2010	McBriar, Mat	65	3,115	47.9	8	22	65	1	41.7	1/1
2011	McBriar, Mat	58	2,542	43.8	7	21	68	1	36.1	29/14
2012	Moorman, Brian	56	2,497	44.6	3	22	64	0	38.9	21/10t
2013	Jones, Chris	77	3,467	45.0	6	30	62	0	39.1	20/11
2014	Jones, Chris	57	2,586	45.4	2	21	64	1	39.8	14/6
2015	Jones, Chris	69	3,117	45.2	1	27	61	0	42.5	3/2
2016	Jones, Chris	58	2,661	45.9	4	25	66	1	40.5	13/8
2017	Jones, Chris	66	2,908	44.1	5	34	62	0	41.4	8/5
2018	Jones, Chris	60	3,670	44.5	2	17	63	0	39.6	18/12
2019	Jones, Chris	50	2,079	41.6	2	18	58	1	37.0	31/15
2020	* Niswander, Hunter	26	1,228	47.2	2	10	58	0	42.0	DNQ
2021	Anger, Bryan	65	3,143	48.4	4	24	63	0	44.6	1/1
2022	Anger, Bryan	68	3,291	48.4	6	27	83	0	42.8	8/4

## SCORING

Year	Player	TD	PAT	TWO PT.	FG	Tot.	NFL/NFC Rank
1960	Cone, Fred	0	21	-	6	39	27
1961	Clarke, Frank	9	0	-	0	54	22
1962	Baker, Sam	0	50	-	14	92	6
1963	Baker, Sam	0	38	-	9	65	14
1964	* Van Raaphorst, Dick	0	28	-	14	70	13
1965	Villaneuva, Danny	0	37	-	16	85	10
1966	Villaneuva, Danny	0	56	-	17	107	2
1967	Hayes, Bob	11	0	-	0	66	16
	Reeves, Dan	11	0	-	0	66	
1968	Clark, Mike	0	54	-	17	105	2
1969	Clark, Mike	0	43	-	20	103	2
1970	Clark, Mike	0	35	-	18	89	12/8
1971	Clark, Mike	0	47	-	13	86	13/7
1972	Fritsch, Toni	0	36	-	21	99	7/3
1973	Fritsch, Toni	0	43	-	18	97	11/7
1974	* Herrera, Efren	0	33	-	8	57	26/9
1975	Fritsch, Toni	0	38	-	22	104	3/2
1976	Herrera, Efren	0	34	-	18	88	6/4
1977	Herrera, Efren	0	39	-	18	93	3/2
1978	Septien, Rafael	0	46	-	16	94	5/2
1979	Septien, Rafael	0	40	-	19	97	8/3
1980	Septien, Rafael	0	59	-	11	92	13/6
1981	Septien, Rafael	0	40	-	27	121	1/1
1982	Septien, Rafael	0	28	-	10	58	11/5
1983	Septien, Rafael	0	57	-	22	123	5/5
1984	Septien, Rafael	0	33	-	23	102	13/6
1985	Septien, Rafael	0	42	-	19	99	17/8
1986	Septien, Rafael	0	43	-	15	88	20/9
1987	Ruzek, Roger	0	26	-	22	92	5/3
1988	Ruzek, Roger	0	27	-	12	63	36/17
1989	Ruzek, Roger	0	14	-	5	29	DNQ
1990	* Willis, Ken	0	26	-	18	80	25/13
1991	Willis, Ken	0	37	-	27	118	3/2
1992	* Elliott, Lin	0	47	-	24	119	4/3
1993	Murray, Eddie	0	38	-	28	122	6/3
1994	Smith, Emmitt	22	0	-	0	132	2/1
1995	Smith, Emmitt	25	0	0	0	150	1/1
1996	Boniol, Chris	0	24	0	32	120	6/4
1997	Cunningham, Richie	0	24	0	34	126	2/1
1998	Cunningham, Richie	0	40	0	29	127	5/3
1999	Smith, Emmitt	13	0	0	0	78	31/15
2000	* Seder, Tim	1	27	0	25	108	14/7
2001	Seder, Tim	1	12	0	11	51	53/23
2002	* Cundiff, Billy	0	25	0	12	61	43/20
2003	Cundiff, Billy	0	30	0	23	99	23/12
2004	Cundiff, Billy	0	31	0	20	91	26/12
2005	Cortez, Jose	0	13	0	12	49	58/28

2006	Barber, Marion	16	0	0	0	96	31/1t
2007	* Folk, Nick	0	53	0	26	131	4/2
2008	Folk, Nick	0	42	0	20	102	4/2
2009	Folk, Nick	0	36	0	18	90	23/9
2010	Buehler, David	0	42	0	24	114	10/4
2011	* Bailey, Dan	0	39	0	32	135	5t/4
2012	Bailey, Dan	0	37	0	29	124	10/6
2013	Bailey, Dan	0	47	0	28	131	9t/4
2014	Bailey, Dan	0	56	0	25	131	8/4
2015	Bailey, Dan	0	25	0	30	115	12/7
2016	Bailey, Dan	0	46	0	27	127	8t/6
2017	Bailey, Dan	0	26	0	15	71	33/17
2018	Maher, Brett	0	32	0	29	119	11/6
2019	Maher, Brett	0	36	0	20	96	24t/14t
2020	Zuerlein, Greg	0	33	0	34	135	7/3
2021	Zuerlein, Greg	0	42	0	29	129	13/6
2022	Maher, Brett	0	50	0	29	137	2/2

### FIELD GOALS (made)

Year	Player	Att.	Made	Pct.	Long	NFL/NFC Rank
1960	Cone, Fred	13	6	.462	45	12
1961	Bielski, Dick	9	6	.667	42	13
1962	Baker, Sam	27	14	.519	53	3
1963	Baker, Sam	20	9	.450	53	12
1964	* Van Raaphorst, Dick	29	14	.483	43	8
1965	Villaneuva, Danny	27	16	.593	41	7
1966	Villaneuva, Danny	31	17	.548	37	8
1967	Villaneuva, Danny	23	9	.391	34	14
1968	Clark, Mike	29	17	.586	50	7
1969	Clark, Mike	36	20	.555	47	5
1970	Clark, Mike	27	18	.667	43	7/4
1971	Clark, Mike	25	13	.520	48	19/9
1972	Fritsch, Toni	36	21	.583	54	18/8
1973	Fritsch, Toni	28	18	.643	37	12/4
1974	* Herrera, Efren	13	6	.615	39	11/5
1975	Fritsch, Toni	35	22	.629	43	14/8
1976	Herrera, Efren	23	18	.783	46	1/1
1977	Herrera, Efren	29	18	.621	52	12/1
1978	Septien, Rafael	26	16	.615	48	17/9
1979	Septien, Rafael	29	19	.655	51	9/4
1980	Septien, Rafael	17	11	.647	52	13/7
1981	Septien, Rafael	35	27	.771	47	4/3
1982	Septien, Rafael	14	10	.714	53	13/6
1983	Septien, Rafael	27	22	.815	47	7/3
1984	Septien, Rafael	29	23	.793	52	4/3
1985	Septien, Rafael	28	19	.679	53	18/9
1986	Septien, Rafael	21	15	.714	50	11/5
1987	Ruzek, Roger	25	22	.880	49	2/1
1988	Ruzek, Roger	22	12	.546	50	25/14
1989	Zendejas, Luis	9	5	.556	47	DNQ
1990	* Willis, Ken	25	18	.720	49	17/8
1991	Willis, Ken	39	27	.692	54	21/11
1992	* Elliott, Lin	35	24	.686	53	18/10
1993	Murray, Eddie	33	28	.848	52	5/3
1994	* Boniol, Chris	29	22	.759	47	18/6
1995	Boniol, Chris	28	27	.964	45	1/1
1996	Boniol, Chris	36	32	.889	52	1/2
1997	Cunningham, Richie	37	34	.919	53	2/1
1998	Cunningham, Richie	35	29	.829	54	11/5
1999	Cunningham, Richie	22	12	.545	47	30/15
2000	* Seder, Tim	33	25	.758	48	20/11
2001	Hilbert, Jon	15	11	.733	43	31/15
	Seder, Tim	17	11	.647	46	
2002	* Cundiff, Billy	19	12	.632	48	30/15
2003	Cundiff, Billy	29	23	.793	52	16/6
2004	Cundiff, Billy	26	20	.769	49	25/12
2005	Cortez, Jose	16	12	.750	45	31/15
2006	Vanderjagt, Mike	18	13	.722	50	
2007	* Folk, Nick	31	26	.839	53	20/9
2008	Folk, Nick	22	20	.909	52	26t/14t
2009	Folk, Nick	28	18	.643	51	23t/11
2010	Buehler, David	32	24	.750	53	13t/7t
2011	* Bailey, Dan	37	32	.865	51	3t/2
2012	Bailey, Dan	31	29	.935	51	8t/5t
2013	Bailey, Dan	30	28	.933	53	12/5
2014	Bailey, Dan	29	25	.862	56	17t/8t
2015	Bailey, Dan	32	30	.938	54	5t/3t
2016	Bailey, Dan	32	27	.844	56	13t/8
2017	Bailey, Dan	20	15	.750	56	27t/13t
2018	Maher, Brett	36	29	.806	62	7/4
2019	Maher, Brett	30	20	.667	63	24t/15

## STAFF

## FIELD GOALS, CONT.

Year	Player	Att.	Made	Pct.	Long	NFL/NFC Rank
2020	Zuerlein, Greg .....	41	34	.829	59	3/2
2021	Zuerlein, Greg .....	29	35	.829	56	11t/6t
2022	Maher, Brett .....	29	32	.906	60	11t/5t

## PLAYERS

## 2022 SEASON

## LEADERS BY YEARS

## PLAYOFF RECORDS

## HISTORY

## SIDELINES

## KICKOFF RETURNS (avg.)

Year	Player	No.	Yards	Avg.	Long	TD	NFL/NFC Rank
1960	Franckhauser, Tom .....	25	509	19.8	46	0	19
1961	* Marsh, Amos .....	26	667	25.7	79	0	13
1962	Marsh, Amos .....	29	725	25.0	101t	1	10
1963	* Stiger, Jim .....	18	432	24.0	66	0	12
1964	* Renfro, Mel .....	40	1,017	25.4	65	0	7
1965	Renfro, Mel .....	21	630	30.0	100t	1	4
1966	Renfro, Mel .....	19	487	25.6	87t	1	9
1967	Garrison, Walt .....	20	366	18.3	36	0	23
1968	Baynham, Craig .....	23	590	25.7	40	0	7
1969	* Flowers, Richmond .....	11	283	25.7	30	0	29
1970	* Thomas, Duane .....	19	416	21.9	33	0	23/10
1971	Harris, Cliff .....	29	823	28.4	77	0	4/4
1972	Harris, Cliff .....	26	615	23.7	44	0	23/11
1973	Montgomery, Mike .....	6	175	29.2	63	0	DNQ
1974	* Morgan, Dennis .....	35	823	23.5	43	0	21/11
1975	Pearson, Preston .....	16	391	24.4	42	0	13/7
1976	* Johnson, Butch .....	28	693	24.8	74	0	11/5
1977	Johnson, Butch .....	22	536	24.4	64	0	9/5
1978	Johnson, Butch .....	29	603	20.8	56	0	27/12
1979	* Springs, Ron .....	38	780	20.5	70	0	25/12
1980	* Jones, James .....	32	720	22.5	41	0	11/6
1981	Jones, James .....	27	517	19.1	33	0	36/17
1982	Fellows, Ron .....	16	359	22.4	35	0	16/9
1983	Fellows, Ron .....	43	855	19.9	53	0	26/12
1984	Allen, Gary .....	33	666	20.2	34	0	24/11
1985	* Lavette, Robert .....	34	682	20.1	34	0	27/13
1986	Lavette, Robert .....	36	699	19.4	37	0	27/12
1987	Clack, Darryl .....	29	635	21.9	48	0	9/7
1988	Burbage, Cornell .....	20	448	22.4	53	0	9/2
1989	* Dixon, James .....	47	1,181	25.1	97t	1	5/2
1990	Dixon, James .....	36	736	20.4	47	0	13/7
1991	Wright, Alexander .....	21	514	24.5	102t	1	3/2
1992	Martin, Kelvin .....	24	503	21.0	59	0	13/10
1993	* Williams, Kevin .....	31	689	22.2	49	0	8/6
1994	Williams, Kevin .....	43	1,148	26.7	87t	1	4/3
1995	Williams, Kevin .....	49	1,108	22.6	43	0	16/6
1996	Walker, Herschel .....	27	779	28.9	89	0	2/2
1997	Walker, Herschel .....	50	1,167	23.3	49	0	16/10
1998	Mathis, Kevin .....	25	621	24.8	42	0	13/6
1999	Tucker, Jason .....	22	613	27.9	79	0	2/2
2000	Tucker, Jason .....	51	1,099	21.5	90	0	27/13
2001	Swinton, Reggie .....	56	1,327	23.7	77	0	9/7
2002	Swinton, Reggie .....	28	697	24.9	100t	1	10/6
2003	* Smith, Zuriel .....	23	495	21.5	54	0	26/14
2004	Lee, ReShard .....	41	964	23.5	62	0	13/7
2005	* Thompson, Tyson .....	57	1,399	24.5	49	0	9/4
2006	* Austin, Miles .....	29	753	26.0	37	0	9/3
2007	Austin, Miles .....	24	612	25.5	60	0	9/4
2008	Austin, Miles .....	29	624	21.5	36	0	33/18
2009	Jones, Felix .....	30	678	22.6	41	0	26/13
2010	* Owusu-Ansah, Akwasi .....	25	543	21.7	41	0	30/14
2011	* Harris, Dwayne .....	8	231	28.9	51	0	DNQ
2012	* Dunbar, Lance .....	12	261	21.8	44	0	DNQ
2013	Harris, Dwayne .....	28	857	30.6	90	0	2/2
2014	Harris, Dwayne .....	30	742	24.7	42	0	12/7
2015	* Whitehead, Lucky .....	16	452	28.3	79	0	DNQ
2016	Whitehead, Lucky .....	17	394	23.2	33	0	DNQ
2017	* Switzer, Ryan .....	24	600	25.0	61	0	3/3
2018	Thompson, Deonte .....	6	147	24.5	35	0	DNQ
2019	Pollard, Tony .....	14	245	17.5	30	0	DNQ
2020	Pollard, Tony .....	32	766	23.9	67	0	8/3
2021	Pollard, Tony .....	17	489	28.8	100t	1	DNQ
2022	* Turpin, KaVontae .....	21	508	24.2	63	0	DNQ

## PUNT RETURNS (avg.)

Year	Player	No.	Yards	Avg.	Long	TD	NFL/NFC Rank
1960	Butler, Bill .....	13	131	10.1	46	0	2
1961	* Marsh, Amos .....	14	71	5.1	19	0	14
1962	Lockett, J.W. ....	8	45	5.6	17	0	14
1963	* Stiger, Jim .....	14	141	10.1	45	0	6



1964	* Renfro, Mel.....	32	418	13.1	69t	1	3
1965	Renfro, Mel.....	24	145	6.0	35	0	9
1966	Hayes, Bob.....	17	106	6.2	18	0	7
1967	Hayes, Bob.....	24	276	11.5	69t	1	2
1968	Hayes, Bob.....	15	312	20.8	90t	2	1
1969	Hayes, Bob.....	18	179	9.9	50	0	3
1970	Hayes, Bob.....	15	116	7.7	34	0	20/7
1971	Harris, Cliff.....	17	129	7.6	35	0	11/4
1972	Harris, Cliff.....	19	78	4.1	21	0	21/11
1973	* Richards, Golden.....	21	139	6.6	46	0	23/10
1974	* Morgan, Dennis.....	19	287	15.1	98t	1	3/2
1975	Richards, Golden.....	28	288	10.3	43t	1	12/5
1976	* Johnson, Butch.....	45	489	10.9	55	0	8/4
1977	Johnson, Butch.....	50	423	8.5	38	0	20/7
1978	Johnson, Butch.....	51	401	7.9	23	0	18/9
1979	* Wilson, Steve.....	35	236	6.8	13	0	20/7
1980	* Jones, James.....	54	548	10.1	52	0	5/4
1981	Jones, James.....	33	188	5.7	17	0	28/14
1982	Fellows, Ron.....	25	189	7.6	17	0	18/8
1983	Hill, Rod.....	30	232	7.7	37	0	20/10
1984	Allen, Gary.....	54	446	8.3	18	0	16/8
1985	Bates, Bill.....	22	152	6.9	21	0	20/8
1986	Banks, Gordon.....	27	160	5.9	20	0	22/11
1987	* Martin, Kelvin.....	22	216	9.8	38	0	12/7
1988	Martin, Kelvin.....	44	360	8.2	21	0	17/7
1989	Shepard, Derrick.....	24	160	6.7	17	0	-
1990	Shepard, Derrick.....	20	121	6.1	13	0	20/13
1992	Martin, Kelvin.....	42	532	12.7	79t	2	2/2
1991	Martin, Kelvin.....	21	244	11.6	85t	1	3/3
1993	* Williams, Kevin.....	36	381	10.6	64t	2	8/3
1994	Williams, Kevin.....	39	349	8.9	83t	1	13/6
1995	Williams, Kevin.....	18	166	9.2	30	0	DNQ
1996	Martin, Kelvin.....	41	373	9.1	22	0	16/7
1997	Sanders, Deion.....	33	407	12.3	83t	1	5/3
1998	Sanders, Deion.....	24	375	15.6	69t	2	1/1
1999	Sanders, Deion.....	30	344	11.5	76	1	7/4
2000	McGarity, Wane.....	30	353	11.8	64t	2	8/3
2001	Swinton, Reggie.....	31	414	13.4	65t	1	3/2
2002	Galloway, Joey.....	15	181	12.1	71	0	DNQ
2003	Galloway, Joey.....	20	178	8.9	36	0	20/8
2004	* Frazier, Lance.....	24	229	9.5	55	0	11/5
2005	Crayton, Patrick.....	23	166	7.2	25	0	19/10
2006	Newman, Terence.....	20	202	10.1	56t	1	12/5
2007	Crayton, Patrick.....	22	201	9.1	49	0	14/5
2008	Jones, Adam.....	21	95	4.5	18	0	26/3
2009	Crayton, Patrick.....	36	437	12.1	82t	2	3/2
2010	* Bryant, Dez.....	15	215	14.3	93t	2	DNQ
2011	Bryant, Dez.....	15	103	6.9	20	0	DNQ
2012	Harris, Dwayne.....	22	354	16.1	78t	1	2/1
2013	Harris, Dwayne.....	20	256	12.8	86t	1	2/2
2014	Harris, Dwayne.....	30	275	9.2	38	0	9t/6
2015	* Whitehead, Lucky.....	19	110	5.8	28	0	DNQ
2016	Whitehead, Lucky.....	25	195	7.8	39	0	15/8
2017	* Switzer, Ryan.....	29	256	8.8	83t	1	12/8
2018	Austin, Tavon.....	10	58	5.8	22	0	DNQ
2019	Austin, Tavon.....	17	84	4.9	15	0	DNQ
2020	Lamb, CeeDee.....	24	172	7.2	27	0	11/2
2021	Lamb, Ceedee.....	14	139	9.9	21	0	DNQ
2022	* Turpin, KaVontae.....	29	303	10.4	52	0	5/3

STAFF  
PLAYERS  
2022 SEASON  
LEADERS BY YEARS  
PLAYOFF RECORDS  
HISTORY  
SIDELINES

### INTERCEPTIONS

Year	Player	No.	Yards	Avg.	Long	TD	NFL/NFC Rank
1960	Bishop, Don.....	3	13	4.3	13	0	25
	Franckhauser, Tom.....	3	11	3.7	9	0	
1961	Bishop, Don.....	8	172	21.5	57	0	2
1962	Bishop, Don.....	6	134	22.3	44	0	9
1963	Green, Cornell.....	7	211	30.1	55	0	6
1964	* Renfro, Mel.....	7	110	15.7	39t	1	4
1965	Green, Cornell.....	3	49	16.3	43	0	27
	Livingston, Warren.....	3	5	1.7	5	0	
	* Logan, Obert.....	3	5	1.7	3	0	
1966	Green, Cornell.....	4	88	22.0	41	1	21
1967	Green, Cornell.....	7	52	7.4	28	0	7
	Renfro, Mel.....	7	38	5.4	30	0	
1968	Howley, Chuck.....	6	115	19.2	58	1	11
1969	Renfro, Mel.....	10	118	11.8	41	0	1
1970	* Waters, Charlie.....	5	45	9.0	20	0	16/9
1971	Adderley, Herb.....	6	182	30.3	46	0	9/4
1972	Waters, Charlie.....	6	132	22.0	56t	1	7/3
1973	Jordan, Lee Roy.....	6	78	13.0	31t	1	4/2
1974	Harris, Cliff.....	3	8	2.7	8	0	42/20

**INTERCEPTIONS, CONT.**

Year	Player	No.	Yards	Avg.	Long	TD	NFL/NFC	
								Rank
1975	Jordan, Lee Roy	6	80	13.3	38	0		7/4
1976	Washington, Mark	4	49	12.3	22	0		24/11
1977	Harris, Cliff	5	7	1.4	7	0		16/7
1978	Barnes, Benny	5	72	14.4	38	0		25/14
1979	Hughes, Randy	2	91	45.5	68	0		93/45
	Harris, Cliff	2	35	17.5	20	0		
	Barnes, Benny	2	20	10.0	11	0		
	Lewis, D.D.	2	8	4.0	5	0		
	Kyle, Aaron	2	0	0.0	0	0		
1980	Thurman, Dennis	5	114	22.8	78t	1		24/10
	Waters, Charlie	5	78	15.6	29	0		
1981	* Walls, Everson	11	133	12.1	33	0		1/1
1982	Walls, Everson	7	61	8.7	37	0		1/1
1983	Thurman, Dennis	6	49	8.2	34	0		15/8
1984	Downs, Michael	7	126	18.0	27t	1		4/2
1985	Walls, Everson	9	31	3.4	19	0		1/1
1986	Downs, Michael	6	54	9.0	31	0		11/7
1987	Walls, Everson	5	38	7.6	30	0		7/4
1988	Williams, Robert	2	18	9.0	12	0		81/47
	Downs, Michael	2	3	1.5	3	0		
	Walls, Everson	2	0	0.0	0	0		
1989	Lockhart, Eugene	2	14	7.0	12	0		81/41
1990	Holt, Issiac	3	72	24.0	64t	1		33/17
	Washington, James	3	24	8.0	13	0		
1991	Holt, Issiac	4	2	0.5	2	0		23/13
1992	Washington, James	3	31	10.3	16	0		43/20
	Gant, Kenneth	3	19	6.3	11	0		
1993	Smith, Kevin	6	56	9.3	32t	1		7/2
1994	Woodson, Darren	5	140	28.0	94t	1		10/5
	Washington, James	5	43	8.6	25	0		
1995	Brown, Larry	6	124	20.7	65t	2		5/4
	Marion, Brock	6	40	6.7	32t	1		
1996	Smith, Kevin	5	45	9.0	24	0		11/6
	Woodson, Darren	5	43	8.6	21	0		
1997	Sanders, Deion	2	81	40.5	50t	1		51/34
	* Stoutmire, Omar	2	8	4.0	8	0		
1998	Sanders, Deion	5	153	30.6	71t	1		14/5
1999	Coakley, Dexter	4	119	29.8	46t	1		25/12
2000	Sparks, Phlipppi	5	59	11.8	43	0		17/9
2001	Woodson, Darren	3	11	3.7	6	0		35/21
2002	* Williams, Roy	5	90	18.0	85t	2		10/4
	* Ross, Derek	5	17	3.4	12	0		
2003	* Newman, Terence	4	23	5.8	25	0		21/10
2004	Newman, Terence	4	31	7.8	21	0		21/10
2005	Glenn, Aaron	4	10	2.5	10	0		19/9
2006	Williams, Roy	5	33	6.6	27	0		10t/4t
2007	Henry, Anthony	6	81	13.5	28t	1		5t/3
2008	Newman, Terence	4	2	0.5	2	0		14t/7t
2009	Jenkins, Mike	5	0	0.0	0	0		12t/8t
2010	Sensabaugh, Gerald	5	26	5.2	10	0		
	Newman, Terence	5	16	3.2	30	0		10t/5t
	Lee, Sean	4	87	21.8	37	0		
	Newman, Terence	4	80	20.0	43t	1		12t/8t
2012	Carr, Brandon	3	120	40.0	47t	1		29t/17t
2013	Lee, Sean	4	174	43.5	74	1		11t/8t
2014	Carter, Bruce	5	72	14.4	35	1		3t/2t
2015	Heath, Jeff	2	19	9.5	19	0		48t/23t
2016	Church, Barry	2	14	7.0	14	0		47t/23t
2017	Heath, Jeff	3	20	6.7	14	0		26t/10t
2018	* Vander Esch, Leighton	2	56	28.0	28	0		53t/25t
	Woods, Xavier	2	15	7.5	15	0		
2019	Woods, Xavier	2	38	19.0	29	0		21t/44t
	Lewis, Jourdan	2	20	10.0	20	0		
2020	* Diggs, Trevon	3	43	14.3	33	0		16t/7t
2021	Diggs, Trevon	11	142	12.9	59t	2		1/1
2022	* Bland, DaRon	5	19	3.8	15	0		5t/3t

**TACKLES**

Year	Player	Solo	Asst	Total	Year	Player	Solo	Asst	Total
1977	Breunig, Bob	73	57	130	1988	Bates, Bill	85	39	124
1978	Breunig, Bob	71	64	135	1989	Lockhart, Eugene	154	68	222
1979	Breunig, Bob	81	86	167	1990	Lockhart, Eugene	72	67	139
1980	Breunig, Bob	69	60	129	1991	Del Rio, Jack	77	53	130
1981	Breunig, Bob	63	51	114	1992	Norton, Ken	64	56	120
1982	Downs, Michael	49	21	70	1993	Norton, Ken	93	66	159
1983	Breunig, Bob	69	57	126	1994	Jones, Robert	83	79	162
1984	Downs, Michael	96	40	136	1995	Woodson, Darren	90	54	144
1985	Lockhart, Eugene	69	59	128	1996	Strickland, Fred	87	66	153
1986	Lockhart, Eugene	77	44	121	1997	Marion, Brock	92	66	158
1987	Downs, Michael	58	28	86	1998	Woodson, Darren	74	62	136

1999	Godfrey, Randall.....	95	-	48	-	143
2000	Hambrick, Darren.....	78	-	76	-	154
2001	Nguyen, Dat.....	104	-	68	-	172
2002	Coakley, Dexter.....	99	-	74	-	173
2003	Nguyen, Dat.....	93	-	47	-	140
2004	Nguyen, Dat.....	93	-	42	-	135
2005	James, Bradie.....	72	-	37	-	109
2006	James, Bradie.....	67	-	65	-	132
2007	James, Bradie.....	80	-	50	-	130
2008	James, Bradie.....	85	-	117	-	202
2009	James, Bradie.....	89	-	92	-	181
2010	James, Bradie.....	86	-	77	-	163

2011	Lee, Sean.....	91	-	40	-	131
2012	Spencer, Anthony.....	78	-	28	-	106
2013	Church, Barry.....	100	-	47	-	147
2014	Church, Barry.....	75	-	35	-	110
2015	Lee, Sean.....	109	-	47	-	156
2016	Lee, Sean.....	120	-	54	-	174
2017	Lee, Sean.....	91	-	27	-	118
2018	* Vander Esch, Leighton.....	125	-	51	-	176
2019	Smith, Jaylon.....	116	-	52	-	168
2020	Smith, Jaylon.....	105	-	56	-	161
2021	Kearse, Jayron.....	62	-	30	-	92
2022	Wilson, Donovan.....	80	-	28	-	108

Tackles based on coaches film since 1977

**SACKS**

Year	Player	Sacks
1960	Gonzaga, John.....	2.0
1961	Borden, Nate.....	3.0
	Howley, Chuck.....	3.0
	Lilly, Bob.....	3.0
1962	Lilly, Bob.....	10.0
1963	Lilly, Bob.....	5.0
1964	Andrie, George.....	12.5
1965	Andrie, George.....	14.5
1966	Andrie, George.....	18.5
1967	Andrie, George.....	11.5
1968	Pugh, Jethro.....	15.5
1969	Pugh, Jethro.....	13.0
1970	Pugh, Jethro.....	13.5
1971	Pugh, Jethro.....	13.0
1972	Pugh, Jethro.....	7.5
1973	Toomay, Pat.....	10.5
1974	Martin, Harvey.....	7.5
1975	Martin, Harvey.....	9.5
1976	Martin, Harvey.....	14.5
1977	Martin, Harvey.....	16.0
1978	White, Randy.....	23.0
1979	Martin, Harvey.....	8.5
1980	Martin, Harvey.....	12.0

Year	Player	Sacks
1981	Jones, Ed.....	9.5
1982	Martin, Harvey.....	8.0
1983	White, Randy.....	12.5
1984	White, Randy.....	12.5
1985	Jones, Ed.....	13.0
1986	Jeffcoat, Jeff.....	14.0
1987	Jones, Ed.....	10.0
1988	Cobb, Reggie.....	7.5
	Noonan, Danny.....	7.5
1989	Jeffcoat, Jim.....	11.5
1990	Stubbs, Daniel.....	7.5
	*Jones, Jimmie.....	7.5
1991	Tolbert, Tony.....	7.0
1992	Jeffcoat, Jim.....	10.5
1993	Tolbert, Tony.....	7.5
1994	Haley, Charles.....	12.5
1995	Haley, Charles.....	10.5
1996	Tolbert, Tony.....	12.0
1997	Carver, Shante.....	6.0
1998	Pittman, Kavika.....	6.0
1999	Ellis, Greg.....	7.5
2000	Ekuban, Ebenezer.....	6.5
2001	Ellis, Greg.....	6.0

Year	Player	Sacks
2002	Ellis, Greg.....	7.5
2003	Ellis, Greg.....	8.0
2004	Ellis, Greg.....	9.0
2005	Ellis, Greg.....	8.0
	*Ware, DeMarcus.....	8.0
2006	Ware, DeMarcus.....	11.5
2007	Ware, DeMarcus.....	14.0
2008	Ware, DeMarcus.....	20.0
2009	Ware, DeMarcus.....	11.0
2010	Ware, DeMarcus.....	15.5
2011	Ware, DeMarcus.....	19.5
2012	Ware, DeMarcus.....	11.5
2013	Hatcher, Jason.....	11.0
2014	Mincey, Jeremy.....	6.0
2015	Lawrence, DeMarcus.....	8.0
2016	Lawrence, DeMarcus.....	6.0
2017	Lawrence, DeMarcus.....	14.5
2018	Lawrence, DeMarcus.....	10.5
2019	Quinn, Robert.....	11.5
2020	Lawrence, DeMarcus.....	6.5
2021	*Parsons, Micah.....	13.0
2022	Parsons, Micah.....	13.5

Sacks became an official stat in 1982

**SPECIAL TEAMS TACKLES**

Year	Player	Solo	Asst	Total		
1988	Jax, Garth.....	13	-	11	-	24
1989	Bates, Bill.....	14	-	5	-	19
1990	Bates, Bill.....	15	-	8	-	23
1991	Gant, Kenneth.....	18	-	7	-	25
1992	* Woodson, Darren.....	14	-	5	-	19
1993	Bates, Bill.....	9	-	16	-	25
1994	Brownlow, Darrick.....	18	-	9	-	27
1995	* Lang, David.....	17	-	13	-	30
1996	Schwartz, Jim.....	24	-	8	-	32
1997	Williams, Charlie.....	16	-	10	-	26
1998	* Reese, Izell.....	12	-	9	-	21
1999	* Nguyen, Dat.....	11	-	7	-	18
2000	Reese, Izell.....	12	-	10	-	22
2001	* Bell, Jason.....	15	-	6	-	21
2002	Mackey, Louis.....	10	-	8	-	18
2003	Dixon, Tony.....	11	-	9	-	20
2004	James, Bradie.....	6	-	18	-	24
2005	Davis, Keith.....	12	-	4	-	16

\* Rookie

Year	Player	Solo	Asst	Total		
2006	Fowler, Ryan.....	10	-	14	-	24
2007	Watkins, Patrick.....	14	-	11	-	25
2008	Davis, Keith.....	14	-	6	-	20
2009	Hurd, Sam.....	17	-	2	-	19
2010	* McCray, Danny.....	25	-	3	-	28
2011	McCray, Danny.....	13	-	6	-	19
2012	Frampton, Eric.....	18	-	3	-	21
2013	* Heath, Jeff.....	11	-	2	-	13
2014	Harris, Dwayne.....	11	-	7	-	18
2015	Heath, Jeff.....	6	-	3	-	9
2016	Jones, Byron.....	9	-	1	-	10
2017	Jones, Byron.....	9	-	2	-	11
2018	Olawale, Jamize.....	12	-	1	-	13
2019	Goodwin, C.J.....	7	-	3	-	10
2020	Goodwin, C.J.....	10	-	0	-	10
2021	Goodwin, C.J.....	7	-	3	-	10
2022	Gifford, Luke.....	8	-	4	-	12



# Cowboys Individual Records

1960 — 12 games; 1961-77 — 14 games; 1978-2020 — 16 games; 2021-22 — 17 games.

NOTE: The 1982 regular season was reduced to nine games and the 1987 season to 15 games due to players' strikes.

## SERVICE

### Most Seasons

16	Louis-Philippe Ladouceur, 2005-20
16	Jason Witten 2003-17, 2019
15	Ed Jones, 1974-78, 1980-89
15	Bill Bates, 1983-97
15	Mark Tuinei, 1983-97
14	Bob Lilly, 1961-74
14	Lee Roy Jordan, 1963-76
14	Mel Renfro, 1964-77
14	Jethro Pugh, 1965-78
14	Randy White, 1975-88
14	Tom Rafferty, 1976-89
14	Tony Romo, 2003-16

### Most Games Played

255	Jason Witten, 2003-17, 2019
253	Louis-Philippe Ladouceur, 2005-20
224	Ed Jones, 1974-78, 1980-89

### Most Consecutive Games Played

253	Louis-Philippe Ladouceur, 2005-20
235	Jason Witten, 2003-17
196	Bob Lilly, 1961-74

### Most Games Started

245	Jason Witten, 2003-17, 2019
203	Ed Jones, 1974-78, 1980-89
199	Emmitt Smith, 1990-2002

### Most Consecutive Games Started

179	Jason Witten, 2003-17
154	Lee Roy Jordan, 1966-76
145	Cornell Green, 1964-74

## SCORING

### Most Seasons Leading Team

9	Rafael Septien, 1978-86
7	Dan Bailey, 2011-17
4	Mike Clark, 1968-71

### Most Consecutive Seasons Leading Team

9	Rafael Septien, 1978-86
7	Dan Bailey, 2011-17
4	Mike Clark, 1968-71

## POINTS

### Career

986	Emmitt Smith, 1990-2002 (164-td, 1-2pt)
874	Rafael Septien, 1978-86 (388-pat, 162-fg)
834	Dan Bailey, 2011-17 (276-pat, 186-fg)

### Season

150	Emmitt Smith, 1995 (25-td)
137	Brett Maher, 2022 (50-pat, 29 fg)
135	Dan Bailey, 2011 (39-pat, 32 fg)
135	Greg Zuerlein, 2020 (33-pat, 34 fg)

### Most Seasons, 100 or More Points

6	Dan Bailey, 2011-16
3	Rafael Septien, 1981, 1983-84
3	Emmitt Smith, 1992, 1994-95
3	Chris Boniol, 1994-96

### Season, Rookie

135	Dan Bailey, 2011 (39-pat, 32 fg)
131	Nick Folk, 2007 (53-pat, 26-fg)
126	Richie Cunningham 1997 (34-pat, 24-fg)

### Game

24	Dan Reeves, vs. Atlanta, 11/5/67 (4 TDs)
24	Bob Hayes, vs. Houston, 12/20/70 (4 TDs)
24	Calvin Hill, @ Buffalo, 9/19/71 (4 TDs)
24	Duane Thomas, vs. St. Louis, 12/18/71 (4 TDs)
24	Emmitt Smith, vs. Phoenix, 12/16/90 (4 TDs)
24	Emmitt Smith, @ N.Y. Giants, 9/4/95 (4 TDs)
24	Terrell Owens, vs. Washington, 11/18/07 (4 TDs)

### Game, Opponent

24	Dick James, @ Washington, 12/17/61
24	Harold Jackson, @ LA Rams, 10/14/73
24	Sterling Sharpe, vs. Green Bay, 11/24/94
24	Aaron Jones, vs. Green Bay, 10/6/19

### Most Consecutive Games Scoring

111	Rafael Septien, 1978-85
102	Dan Bailey, 2011-17
48	Chris Boniol, 1994-96

## TOUCHDOWNS

### Most Seasons Leading Team

11	Emmitt Smith, 1990-96, 1998-2001
7	Tony Dorsett, 1977-78, 1980, 1982-85
7	Ezekiel Elliott, 2016-22

### Most Consecutive Seasons Leading Team

7	Emmitt Smith, 1990-96
7	Ezekiel Elliott, 2016-22
4	Tony Dorsett, 1982-85
4	Herschel Walker, 1986-89
4	Emmitt Smith, 1998-2001

### Career

164	Emmitt Smith, 1990-2002 (153-r, 11-rec.)
86	Tony Dorsett, 1977-87 (72-r, 13-p, 1-rec.)
80	Ezekiel Elliott, 2016-22 (68-r, 12-rec.)

### Season

25	Emmitt Smith, 1995 (25-r)
22	Emmitt Smith, 1994 (21-r, 1-p)
19	Emmitt Smith, 1992 (18-r, 1p)

### Season, Rookie

16	Ezekiel Elliott, 2016 (15-r, 1-p)
13	Bob Hayes, 1965 (1-r, 12-p)
13	Tony Dorsett, 1977 (12-r, 1-p)

### Game

4	Dan Reeves, vs. Atlanta, 11/5/67 (2-r, 2-p)
4	Bob Hayes, vs. Houston, 12/20/70 (4-p)
4	Calvin Hill, @ Buffalo, 9/19/71 (4-r)
4	Duane Thomas, vs. St. Louis, 12/18/71 (3-r, 1-p)
4	Emmitt Smith, vs. Phoenix, 12/16/90 (4-r)
4	Emmitt Smith, @ N.Y. Giants, 9/4/95 (4-r)
4	Terrell Owens, vs. Washington, 11/18/07 (4-p)

### Game, Opponent

4	Dick James, @ Wash., 12/17/61 (3-r, 1-p)
4	Harold Jackson, @ LA Rams, 10/14/73 (4-p)
4	Sterling Sharpe, vs. Green Bay, 11/24/94 (4-p)
4	Aaron Jones, vs. Green Bay, 10/6/19 (4-r)

### Most Consecutive Games Scoring Touchdown

11	Emmitt Smith, 1994-95
11	Emmitt Smith, 1995
9	Emmitt Smith, 1993-94
9	Emmitt Smith, 1998-99
9	Ezekiel Elliott, 2022

## POINTS AFTER TOUCHDOWN

### Most Attempted, Career

398	Rafael Septien, 1978-86
278	Dan Bailey, 2011-17
182	Mike Clark, 1968-71, 1973

### Most Attempted, Season

60	Rafael Septien, 1980
59	Rafael Septien, 1983
56	Danny Villanueva, 1966
56	Dan Bailey, 2014

### Most Attempted, Game

8	Danny Villanueva, vs. Philadelphia, 10/19/66
8	Mike Clark, vs. Detroit, 9/15/68
8	Rafael Septien, vs. San Francisco, 10/12/80
8	Greg Zuerlein, vs. Washington, 12/26/21

### Most Attempted, Game, Opponent

7	Gerry Perry, @ St. Louis, 12/9/62
7	David Akers, vs. Philadelphia, 11/15/04
7	Garrett Hartley, @ New Orleans, 11/10/13

### Most Made, Career

388	Rafael Septien, 1978-86
276	Dan Bailey, 2011-17
180	Mike Clark, 1968-71, 1973

### Most Made, Season

59	Rafael Septien, 1980
57	Rafael Septien, 1983
56	Danny Villanueva, 1966
56	Dan Bailey, 2014

**Most Made, Game**

- 8 Rafael Septien, vs. San Francisco, 10/12/80
- 8 Mike Clark, vs. Detroit, 9/15/68
- 8 Danny Villanueva, vs. Philadelphia, 10/19/66
- 8 Greg Zuerlein, vs. Washington, 12/26/21

**Most Made, Game, Opponent**

- 7 Gerry Perry, @ St. Louis, 12/9/62
- 7 David Akers, vs. Philadelphia, 11/15/04
- 7 Garrett Hartley, @ New Orleans, 11/10/13

**Most Consecutive Made**

- 275 Dan Bailey 2011-17
- 131 Nick Folk, 2007-09
- 100 Danny Villanueva, 1965-67

**Highest Percentage Made, Career (200 made)**

- 99.3 Dan Bailey, 2011-17 (276-278)
- 97.5 Rafael Septien, 1979-86 (388-398)

**Most Made, No Misses, Season**

- 56 Danny Villanueva, 1966
- 56 Dan Bailey, 2014
- 54 Mike Clark, 1968

**FIELD GOALS**

**Most Attempted, Career**

- 226 Rafael Septien, 1978-88
- 211 Dan Bailey, 2011-17
- 119 Mike Clark, 1968-71, 1973

**Most Attempted, Season**

- 41 Greg Zuerlein, 2020
- 39 Ken Willis, 1991
- 37 Richie Cunningham, 1997
- 37 Dan Bailey, 2011

**Most Attempted, Game**

- 8 Billy Cundiff, @ N.Y. Giants, 9/15/03
- 7 Mike Clark, @ Chicago, 11/24/68
- 7 Chris Boniol, vs. Green Bay, 11/18/96

**Most Attempted, Opponent, Game**

- 7 Sam Baker, @ Philadelphia, 12/5/65
- 7 Greg Zuerlein, vs. LA Rams, 10/1/17
- 6 Five times, last Matt Bryant, @ Atlanta, 11/4/12

**Most Made, Career**

- 186 Dan Bailey, 2011-17
- 162 Rafael Septien, 1978-88
- 81 Chris Boniol, 1994-96

**Most Made, Season**

- 34 Richie Cunningham, 1997
- 34 Greg Zuerlein, 2020
- 32 Chris Boniol, 1996
- 32 Dan Bailey, 2011

**Most Made, Season, Rookie**

- 32 Dan Bailey, 2011
- 26 Nick Folk, 2007
- 25 Tim Seder, 2000

**Most Made, Game**

- 7 Chris Boniol, vs. Green Bay, 11/18/96
- 7 Billy Cundiff, @ N.Y. Giants, 9/15/03
- 6 Dan Bailey, vs. Washington, 9/26/11

**Most Made, Opponent, Game**

- 7 Greg Zuerlein, vs. LA Rams, 10/1/17
- 5 Morten Andersen, vs. Atlanta, 10/20/96
- 5 David Akers, vs. Philadelphia, 11/18/01
- 5 Lawrence Tynes, vs. N.Y. Giants, 10/28/12
- 5 Daniel Carlson, vs. Las Vegas, 11/25/21

**Most Made, No Misses, Game**

- 7 Chris Boniol, vs. Green Bay, 11/18/96
- 6 Dan Bailey, vs. Washington, 9/26/11
- 5 Roger Ruzek, @ Rams, 12/21/87
- 5 Eddie Murray, vs. Green Bay, 10/3/93
- 5 Chris Boniol, vs. N.Y. Giants, 12/17/95
- 5 Richie Cunningham, vs. Philadelphia, 9/15/97
- 5 Dan Bailey, vs. Green Bay, 12/15/13

**Most Made, One Half**

- 5 Chris Boniol, vs. Green Bay, 11/18/96
- 5 Billy Cundiff, @ N.Y. Giants, 9/15/03
- 4 Roger Ruzek, vs. N.Y. Giants, 11/2/87
- 4 Richie Cunningham, @ Arizona, 9/7/97
- 4 Dan Bailey, vs. Green Bay, 12/15/13

**Most Made, One Quarter**

- 4 Roger Ruzek, vs. N.Y. Giants, 11/2/87

**Most Consecutive Field Goals Made**

- 30 Dan Bailey, 2013-14
- 27 Chris Boniol, 1996
- 26 Chris Boniol, 1995-96
- 26 Dan Bailey, 2011

**Most Consecutive Games Made**

- 17 Dan Bailey, 2013-14
- 14 Dan Bailey, 2012
- 14 Greg Zuerlein, 2020-21
- 13 Toni Fritsch, 1973-75

**Longest Field Goal**

- 63 Brett Maher, vs. Philadelphia, 10/20/19
- 62 Brett Maher, vs. Philadelphia, 12/9/18
- 62 Brett Maher, @ N.Y. Jets, 10/13/19
- 60 Brett Maher, vs. Minnesota, 11/20/22
- 59 Brett Maher, vs. Tampa Bay, 12/23/18
- 59 Greg Zuerlein, @ Philadelphia, 11/1/20

**Longest Field Goal, Opponent**

- 59 Chris Boswell, vs. Pittsburgh, 11/8/20
- 59 Tony Franklin, vs. Philadelphia, 11/12/79
- 57 Mason Crosby, vs. Green Bay, 12/15/13
- 57 Stephen Gostkowski, vs. New England, 10/11/15
- 57 Graham Gano, vs. N.Y. Giants, 11/24/22

**Most Made, 50 or More Yards, Career**

- 27 Dan Bailey, 2011-17
- 19 Brett Maher, 2018-19, 2022
- 8 Rafael Septien, 1978-86

**Most Made, 50 or More Yards, Season**

- 9 Brett Maher, 2022
- 6 Dan Bailey, 2013
- 6 Brett Maher, 2018

**Most Made, 50 or More Yards, Game**

- 3 Brett Maher, @ Minnesota, 11/20/22
- 2 Eddie Murray, @ Minnesota, 12/12/93
- 2 Dan Bailey, five times, last vs. Seattle, 12/24/17
- 2 Brett Maher, vs. Jacksonville, 10/14/18
- 2 Brett Maher, @ N.Y. Jets, 10/13/19

**Highest Field Goal Percentage, Career (100 made)**

- 88.2 Dan Bailey, 2011-17 (186-211)
- 71.7 Rafael Septien, 1978-86 (226-162)

**Highest Field Goal Percentage, Season (Qualifiers)**

- 96.4 Chris Boniol, 1995 (27-28)
- 93.8 Dan Bailey, 2015 (30-32)
- 93.5 Dan Bailey, 2012 (29-31)

**Highest Field Goal Percentage, Season, Rookie (Qualifiers)**

- 86.5 Dan Bailey, 2011 (32-37)
- 83.9 Nick Folk, 2007 (26-31)
- 75.9 Chris Boniol, 1994 (22-29)

**SAFETIES**

**Most, Career**

- 2 Jethro Pugh, 1965-78
- 2 Benny Barnes, 1972-82
- 2 Harvey Martin, 1973-83

**Most, Season**

- 2 Benny Barnes, 1973

**Most, Game**

- 1 Many times, last by J.J. Wilcox, vs. Washington, 1/3/16

**RUSHING**

**Most Seasons Leading Team**

- 13 Emmitt Smith, 1990-2002
- 10 Tony Dorsett, 1977-86
- 7 Don Perkins, 1961-65, 1967-68

**Most Consecutive Seasons Leading Team**

- 13 Emmitt Smith, 1990-2002
- 10 Tony Dorsett, 1977-86
- 6 Ezekiel Elliott, 2016-21

**Most Consecutive Games Leading Team**

- 41 Emmitt Smith, 1994-96
- 32 Emmitt Smith, 1990-92
- 26 Herschel Walker, 1987-88

**ATTEMPTS**

**Career**

- 4,052 Emmitt Smith, 1990-2002
- 2,755 Tony Dorsett, 1977-87
- 1,881 Ezekiel Elliott, 2016-22

**Season**

- 392 DeMarco Murray, 2014
- 377 Emmitt Smith, 1995
- 373 Emmitt Smith, 1992

**Season, Rookie**

322	Ezekiel Elliott, 2016
241	Emmitt Smith, 1990
208	Tony Dorsett, 1977

**Game**

35	Emmitt Smith, vs. N.Y. Giants, 11/7/94
34	Emmitt Smith, @ Washington, 11/24/91
34	Julius Jones, @ Carolina, 12/24/05
33	Troy Hambrick, @ Washington, 12/14/03
33	Julius Jones, vs. Chicago, 11/25/04
33	Ezekiel Elliott, @ Washington, 10/29/17

**Game, Opponent**

40	Barry Sanders, vs. Detroit, 9/19/94
38	Walter Payton, vs. Chicago, 11/26/81
36	Charlie Garner, vs. San Francisco, 9/24/00

**YARDS GAINED****Career**

17,162	Emmitt Smith, 1990-2002
12,036	Tony Dorsett, 1977-87
8,262	Ezekiel Elliott, 2016-2022

**Season**

1,845	DeMarco Murray, 2014
1,773	Emmitt Smith, 1995
1,713	Emmitt Smith, 1992

**Season, Rookie**

1,631	Ezekiel Elliott, 2016
1,007	Tony Dorsett, 1977
942	Calvin Hill, 1969

**Game**

253	DeMarco Murray, vs. St. Louis, 10/23/11
237	Emmitt Smith, @ Philadelphia, 10/31/93
206	Tony Dorsett, vs. Philadelphia, 12/4/77

**Game, Rookie**

253	DeMarco Murray, vs. St. Louis, 10/23/11
206	Tony Dorsett, vs. Philadelphia, 12/4/77
198	Julius Jones, @ Seattle, 12/6/04

**Game, Opponent**

232	Jim Brown, vs. Cleveland, 9/22/63
210	Warrick Dunn, @ Tampa Bay, 12/3/00
206	Greg Bell, @ Buffalo, 11/18/84

**Longest Run (All TDs)**

99	Tony Dorsett, @ Minnesota, 1/3/83
91	DeMarco Murray, vs. St. Louis, 10/23/11
84	Herschel Walker, vs. Philadelphia, 12/14/86
84	Tony Dorsett, vs. Philadelphia, 12/4/77

**Longest Run, Opponent (All TDs)**

90	Ahman Green, @ Green Bay, 10/24/04
85	Greg Bell, @ Buffalo, 11/18/84
82	Le'Ron McClain, vs. Baltimore, 12/20/08

**Most Seasons, 1,000 or More Yards**

11	Emmitt Smith, 1991-2001
8	Tony Dorsett, 1977-81, 1983-85
4	Ezekiel Elliott, 2016, 2018-19, 2021

**Most Consecutive Seasons, 1,000 or More Yards**

11	Emmitt Smith, 1991-2001
5	Tony Dorsett, 1977-81
3	Tony Dorsett, 1983-85

**Most Games, 100 or More Yards, Career**

76	Emmitt Smith, 1990-2002
43	Tony Dorsett, 1977-87
30	Ezekiel Elliott, 2016-21

**Most Games, 100 or More Yards, Season**

12	DeMarco Murray, 2014
11	Emmitt Smith, 1995
9	Tony Dorsett, 1981
9	Emmitt Smith, 1999

**Most Consecutive Games, 100 or More Yards**

8	DeMarco Murray, 2014
4	Tony Dorsett, 1979
4	Emmitt Smith, 1995
4	Emmitt Smith, 1995
4	Ezekiel Elliott, 2016

**AVERAGE GAIN****Career (750 att.)**

4.85	DeMarco Murray, 2011-14 (934-4,526)
4.39	Ezekiel Elliott, 2016-22 (1,881-8,262)
4.37	Tony Dorsett, 1977-87 (2,755-12,036)

**Season (Qualifiers)**

5.91	Felix Jones, 2009 (116-658)
5.57	Amos Marsh, 1962 (144-802)
5.53	Tony Pollard, 2021 (130-719)

**Game (10 att.)**

12.1	Walt Garrison, vs. Washington, 12/9/72 (10-121)
11.6	Julius Jones, vs. New Orleans, 12/10/06 (10-116)
10.9	Tony Pollard, vs. LA Rams, 12/15/19 (12-131)

**TOUCHDOWNS****Most Seasons Leading Team**

13	Emmitt Smith, 1990-2002
7	Tony Dorsett, 1977, 1979-80, 1982-85
7	Ezekiel Elliott, 2016-22
6	Don Perkins, 1961-64, 1966-67

**Most Consecutive Seasons Leading Team**

13	Emmitt Smith, 1990-2002
7	Ezekiel Elliott, 2016-22
6	Marion Barber, 2005-10
4	Don Perkins, 1961-64
4	Tony Dorsett, 1982-85
4	Herschel Walker, 1986-89
4	DeMarco Murray, 2011-14

**Career**

153	Emmitt Smith, 1990-2002
72	Tony Dorsett, 1977-87
68	Ezekiel Elliott, 2016-22

**Season**

25	Emmitt Smith, 1995
21	Emmitt Smith, 1994
18	Emmitt Smith, 1992

**Season, Rookie**

15	Ezekiel Elliott, 2016
12	Tony Dorsett, 1977
11	Emmitt Smith, 1990

**Game**

4	Calvin Hill, @ Buffalo, 9/19/71
4	Emmitt Smith, vs. Phoenix, 12/16/90
4	Emmitt Smith, @ N.Y. Giants, 9/4/95

**Game, Opponent**

4	Aaron Jones, vs. Green Bay, 10/6/19
3	Jim Taylor, @ Green Bay, 11/13/60
3	Dick James, vs. Washington, 12/17/61
3	Cleveland Gary, @ Rams, 11/18/90
3	Terry Allen, @ Washington, 12/22/96
3	Terrell Davis, @ Denver, 9/13/98
3	Larry Johnson, vs. Kansas City, 12/11/05
3	Steven Jackson, @ St. Louis, 10/19/08
3	Alfred Morris, @ Washington, 12/30/12
3	Devonta Freeman, vs. Atlanta, 9/27/15
3	Antonio Gibson, vs. Washington, 11/26/20

**Most Consecutive Games Rushing for Touchdown**

11	Emmitt Smith, 1994-95
11	Emmitt Smith, 1995
9	Ezekiel Elliott, 2022

**PASSING****Most Seasons Leading Team**

12	Troy Aikman, 1989-2000
8	Roger Staubach, 1971, 1973-79
8	Tony Romo 2006-09, 2011-14
7	Danny White, 1980-85, 1987

**Most Consecutive Seasons Leading Team**

12	Troy Aikman, 1989-2000
7	Roger Staubach, 1973-79
6	Don Meredith, 1963-68
6	Danny White, 1980-85

**RATING****Highest, Career (1,500 att.)**

97.8	Dak Prescott, 2016-22
97.1	Tony Romo, 2003-16
83.4	Roger Staubach, 1969-79

**Highest, Season (Qualifiers)**

113.2	Tony Romo, 2014
104.9	Dak Prescott, 2016
104.8	Roger Staubach, 1971

**Highest, Rookie, Season (Qualifiers)**

104.9	Dak Prescott, 2016
66.3	Chad Hutchinson, 2002
55.7	Troy Aikman, 1989

**ATTEMPTS**

<b>Career</b>	
4,715	Troy Aikman, 1989-2000
4,335	Tony Romo, 2003-16
3,283	Dak Prescott, 2016-22
<b>Season</b>	
648	Tony Romo, 2012
596	Dak Prescott, 2019
596	Dak Prescott, 2021
<b>Season, Rookie</b>	
459	Dak Prescott, 2016
293	Troy Aikman, 1989
250	Chad Hutchinson, 2002
<b>Game</b>	
62	Tony Romo, vs. N.Y. Giants, 10/28/12
62	Tony Romo, vs. Washington, 11/22/12
58	Dak Prescott, vs. Cleveland, 10/4/20
58	Dak Prescott, @ Tampa Bay, 9/9/21
<b>Game, Opponent</b>	
56	Warren Moon, @ Houston, 11/10/91
56	Jake Plummer, @ Arizona, 11/15/98
55	Jeff Garcia, vs. San Francisco, 12/8/02
54	Neil Lomax, vs. St. Louis, 12/27/87
54	Mark Rypien, vs. Washington, 11/22/90
54	Jason Campbell, vs. Washington, 11/18/07
	<b>COMPLETIONS</b>
<b>Career</b>	
2,898	Troy Aikman, 1989-2000
2,829	Tony Romo, 2003-16
2,185	Dak Prescott, 2016-22
<b>Season</b>	
425	Tony Romo, 2012
410	Dak Prescott, 2021
388	Dak Prescott, 2019
<b>Season, Rookie</b>	
311	Dak Prescott, 2016
155	Troy Aikman, 1989
127	Chad Hutchinson, 2002
<b>Game</b>	
42	Dak Prescott, vs. Philadelphia, 12/9/18
42	Dak Prescott, @ Tampa Bay, 9/9/21
41	Tony Romo, @ N.Y. Giants, 12/6/09
41	Dak Prescott, vs. Cleveland, 10/4/20
<b>Game, Opponent</b>	
41	Warren Moon, @ Houston, 11/10/91
41	Kirk Cousins, vs. Washington, 11/24/16
37	Drew Brees, vs. New Orleans, 12/23/12
37	Ben Roethlisberger, @ Pittsburgh, 11/13/16
<b>Consecutive Passes Completed</b>	
21	Brandon Weeden, vs. Atlanta (9), 9/13/15, @ Philadelphia (7), 9/20/15, vs. Indianapolis (1), 12/21/14, @ Jacksonville (1), 11/9/14, vs. Arizona (3), 11/2/14
20	Dak Prescott, @ Washington (18), 9/15/19, vs. Miami (2), 9/22/19
18	Dak Prescott, vs. New Orleans, 11/29/18
	<b>COMPLETION PERCENTAGE</b>
<b>Career (1,500 att.)</b>	
66.6	Dak Prescott, 2016-22 (3,283-2,185)
65.3	Tony Romo 2003-16 (4,335-2,829)
61.5	Troy Aikman, 1989-2000 (4,715-2,898)
<b>Season (Qualifiers)</b>	
69.9	Tony Romo, 2014 (435-304)
69.1	Troy Aikman, 1993 (392-271)
68.8	Dak Prescott, 2021 (596-410)
<b>Season, Rookie (Qualifiers)</b>	
67.8	Dak Prescott, 2016 (459-311)
52.9	Troy Aikman, 1989 (293-155)
50.8	Chad Hutchinson, 2002 (250-127)
<b>Game (20 attempts)</b>	
90.0	Tony Romo vs. Indianapolis, 12/21/14 (20-18)
88.9	Dak Prescott vs. Tampa Bay, 12/18/16 (36-32)
88.5	Tony Romo vs. Buffalo, 11/13/11 (26-23)
	<b>YARDS GAINED</b>
<b>Career</b>	
34,183	Tony Romo, 2003-16
32,942	Troy Aikman, 1989-2000
24,943	Dak Prescott, 2016-22

<b>Season</b>	
4,903	Tony Romo, 2012
4,902	Dak Prescott, 2019
4,483	Tony Romo, 2009
<b>Season, Rookie</b>	
3,667	Dak Prescott, 2016
1,749	Troy Aikman, 1989
1,555	Chad Hutchinson, 2002
<b>Game</b>	
506	Tony Romo, vs. Denver, 10/6/13
502	Dak Prescott, vs. Cleveland, 10/4/20
472	Dak Prescott, @ Seattle, 9/27/20
<b>Game, Rookie</b>	
379	Troy Aikman, @ Phoenix, 11/12/89
319	Dak Prescott, @ Pittsburgh, 11/13/16
301	Chad Hutchinson, vs. Jacksonville, 11/24/02
<b>Game, Opponent</b>	
488	Matthew Stafford, @ Detroit, 10/27/13
466	Bill Wade, vs. Chicago, 11/18/62
465	Jake Plummer, @ Arizona, 11/15/98
<b>Most Seasons, 3,000 or More Passing Yards</b>	
7	Tony Romo, 2007-09, 2011-14
5	Troy Aikman, 1992-93, 1995-97
5	Dak Prescott, 2016-19, 2021
<b>Most Games, 300 or More Passing Yards, Career</b>	
46	Tony Romo, 2003-16
21	Dak Prescott, 2016-22
13	Troy Aikman, 1989-2000
<b>Most Games, 300 or More Passing Yards, Season</b>	
9	Tony Romo, 2012
8	Tony Romo, 2009
7	Tony Romo, 2007
7	Dak Prescott, 2019
<b>Most Consecutive Games, 300 or More Passing Yards</b>	
3	Dak Prescott, 2020
3	Tony Romo, 2007
3	Tony Romo, 2012
2	Don Meredith, 1963
2	Vinny Testaverde, 2004
2	Tony Romo, 2007, 2008 (2 times), 2009 (2 times), 2011, 2012 (2 times)
2	Dak Prescott, 2016 (once), 2019 (2 times), 2021 (once)
<b>Longest Pass Completion (All TDs except as noted)</b>	
95	Don Meredith (to Hayes), vs. Wash., 11/13/66
91	Roger Staubach (to Dorsett), vs. Balt., 9/4/78
90	Troy Aikman (to Harper), @ San Francisco, 11/13/94 (no TD)
90	Troy Aikman (to Tucker), vs. N.Y. Giants, 1/2/00
90	Dak Prescott (to Cooper) vs. Washington, 11/22/18
<b>Longest Pass Completion, Opponent (All TDs)</b>	
94	Norm Snead (to Rich Houston), @ N.Y. Giants, 9/24/72
92	Sam Darnold (to Robby Anderson), @ N.Y. Jets, 10/13/19
91	Michael Vick (to DeSean Jackson), vs. Philadelphia, 12/12/10
	<b>YARDS-PER-ATTEMPT</b>
<b>Career (1,500 att.)</b>	
7.89	Tony Romo, 2003-16 (4,335-34,183)
7.67	Roger Staubach, 1969-79 (2,958-22,700)
7.60	Dak Prescott, 2016-22 (3,283-24,943)
<b>Season (Qualifiers)</b>	
8.92	Roger Staubach, 1971 (211-1,882)
8.79	Craig Morton, 1970 (207-1,819)
8.67	Craig Morton, 1969 (302-2,619)
8.61	Tony Romo, 2006 (220-2,903)
<b>Game (20 att.)</b>	
15.15	Don Meredith, vs. Philadelphia, 10/9/66 (26-394)
14.92	Don Meredith, vs. N.Y. Giants, 9/18/66 (24-358)
14.86	Jon Kitna, @ N.Y. Giants, 11/14/10 (22-327)
	<b>TOUCHDOWNS</b>
<b>Career</b>	
248	Tony Romo, 2003-16
166	Dak Prescott, 2016-22
165	Troy Aikman, 1989-2000
<b>Season</b>	
37	Dak Prescott, 2021
36	Tony Romo, 2007
34	Tony Romo, 2014

**Season, Rookie**

- 23 Dak Prescott, 2016  
9 Troy Aikman, 1989  
7 Chad Hutchinson, 2002

**Game**

- 5 11 times, last Dak Prescott, @ Philadelphia, 1/8/22

**Game, Rookie**

- 4 Troy Aikman, vs. LA Rams, 12/3/89  
3 Dak Prescott, 4 times, last vs. Detroit, 12/26/16

**Game, Opponent**

- 6 Y.A. Tittle, @ N.Y. Giants, 12/16/62  
5 Charley Johnson, @ St. Louis, 12/9/62  
5 Sonny Jurgensen, @ Philadelphia, 11/26/61  
5 Bill Nelsen, @ Cleveland, 11/2/69  
5 Daunte Culpepper, @ Minnesota, 9/12/04  
5 Drew Brees, vs. New Orleans, 12/10/06  
5 Tom Brady, vs. New England, 10/14/07  
5 Russell Wilson, @ Seattle, 9/27/20

**Most Games, Four-or-More Touchdown Passes, Career**

- 10 Tony Romo, 2003-14  
8 Danny White, 1976-88  
7 Dak Prescott, 2016-22

**Most Games, Four-or-More Touchdown Passes, Season**

- 4 Tony Romo, 2007  
3 Don Meredith, 1966  
3 Dak Prescott, 2021

**Most Consecutive Games, Four or More TD Passes**

- 2 Tony Romo, @ N.Y. Giants, 11/11/07 and vs. Washington, 11/18/07

**Most Consecutive Games, Touchdown Pass**

- 38 Tony Romo, 2012-14  
20 Tony Romo, 2009-11  
17 Tony Romo, 2006-07

**HAD INTERCEPTED****Career**

- 141 Troy Aikman, 1989-2000  
132 Danny White, 1976-88  
117 Tony Romo, 2003-16

**Season**

- 25 Eddie LeBaron, 1960  
25 Danny White, 1980  
23 Danny White, 1983

**Game**

- 5 Eddie LeBaron, vs. Philadelphia, 9/30/60  
5 Eddie LeBaron, vs. St. Louis, 11/5/61  
5 Danny White, @ N.Y. Giants, 11/9/80  
5 Steve Pelluer, vs. Raiders, 11/9/86  
5 Troy Aikman, @ N.Y. Giants, 10/15/00  
5 Tony Romo, @ Buffalo, 10/8/07  
5 Tony Romo, vs. Chicago, 10/1/12

**Game, Opponent**

- 6 Pete Liske, @ Philadelphia, 9/26/71  
5 Five times, last by Dan Marino, vs. Miami, 11/25/99

**Most Consecutive Passes Attempted, None Intercepted**

- 291 Dak Prescott, 2019-20  
216 Troy Aikman, 1999  
184 Troy Aikman, 1995  
184 Dak Prescott, 2016

**Most Attempts, No Interceptions, Game**

- 57 Troy Aikman, vs. Minnesota, 11/26/98  
55 Tony Romo, @ N.Y. Giants, 12/16/09  
50 Vinny Testaverde, @ Minnesota, 9/12/04  
50 Tony Romo, vs. Cleveland, 11/18/12

**Most Attempts, No Interceptions, Game, Opponent**

- 56 Warren Moon, @ Houston, 11/10/91  
55 Jeff Garcia, vs. San Francisco, 12/8/02  
53 Drew Brees, vs. New Orleans, 12/23/12  
53 Kirk Cousins, vs. Washington, 11/24/16

**LOWEST PERCENTAGE PASSES INTERCEPTED****Career (1,500 att.)**

- 1.98 Dak Prescott, 2016-22 (3,283-65)  
2.70 Tony Romo, 2003-16 (4,335-117)  
2.99 Troy Aikman, 1989-2000 (4,715-141)

**Season (Qualifiers)**

- 0.87 Dak Prescott, 2016 (459-4)  
1.52 Dak Prescott, 2018 (526-8)  
1.53 Troy Aikman, 1993 (392-6)

**Season, Rookie (Qualifiers)**

- 0.87 Dak Prescott, 2016 (459-4)  
3.20 Chad Hutchinson, 2002 (250-8)  
6.14 Troy Aikman, 1989 (293-18)

**TIMES SACKED****Career**

- 311 Roger Staubach, 1969-79  
259 Troy Aikman, 1989-2000  
251 Don Meredith, 1960-68

**Season**

- 58 Don Meredith, 1964  
56 Dak Prescott, 2018  
49 Drew Bledsoe, 2005

**Game**

- 11 Steve Pelluer, @ San Deigo, 11/16/86  
11 Troy Aikman, vs. Philadelphia, 9/15/91  
9 Craig Morton, @ Green Bay, 10/24/65

**Game, Opponent**

- 12 Warren Moon, @ Houston, 9/29/85  
11 Greg Landry, vs. Detroit, 10/6/75  
11 David Norrie, @ N.Y. Jets, 10/4/87

**Highest Attempts/Sack Ratio, Career (1,500 att.)**

- 19.2 Troy Aikman, 1989-2000 (4,974-259)  
17.5 Tony Romo, 2003-16 (4,335-248)  
16.8 Dak Prescott, 2016-22 (3,283-196)

**Highest Attempts/Sack Ratio, Season (Qualifiers)**

- 36.0 Troy Aikman, 1998 (324-9)  
31.9 Troy Aikman, 1995 (446-14)  
26.8 Troy Aikman, 1996 (483-18)

**PASS RECEIVING****RECEPTIONS****Most Seasons Leading Team**

- 8 Michael Irvin, 1991-98  
8 Jason Witten, 2004, 2007-12, 2015  
5 Tony Hill, 1979-82, 1985

**Most Consecutive Seasons Leading Team**

- 8 Michael Irvin, 1991-98  
6 Jason Witten, 2007-12  
4 Drew Pearson, 1974-77

**Most Consecutive Games Leading or Tied Team Lead**

- 8 Michael Irvin, 1991-92  
8 Raghib Ismail, 1999  
7 Raghib Ismail, 2001  
6 Lance Rentzel, 1968-69  
6 Bob Hayes, 1966-67  
6 Billy Howton, 1961-62

**Career**

- 1,215 Jason Witten, 2003-17, 2019  
750 Michael Irvin, 1988-99  
531 Dez Bryant, 2010-17

**Season**

- 111 Michael Irvin, 1995  
110 Jason Witten, 2012  
107 CeeDee Lamb, 2022

**Season, Rookie**

- 74 CeeDee Lamb, 2020  
46 Bob Hayes, 1965  
45 Dez Bryant, 2010

**Game**

- 18 Jason Witten, vs. N.Y. Giants, 10/28/12  
15 Jason Witten, @ Detroit, 12/9/07  
14 Jason Witten, @ N.Y. Giants, 12/6/09

**Game, Rookie**

- 9 Dez Bryant, @ Green Bay, 11/7/10  
8 Bob Hayes, vs. Philadelphia, 10/10/65  
8 Jason Witten, vs. Miami, 11/27/03  
8 Dez Bryant, @ Washington, 9/12/10  
8 CeeDee Lamb, vs. N.Y. Giants, 10/11/20

**Game, Opponent**

- 14 Seven times, last Zach Ertz, vs. Philadelphia, 11/11/18

**Most Consecutive Games, Pass Reception**

- 130 Jason Witten, 2008-16  
117 Michael Irvin, 1990-98  
72 Tony Hill, 1981-86

**Most Seasons 50 or More Pass Receptions**

- 15 Jason Witten, 2004-17, 2019  
8 Michael Irvin, 1991-98  
6 Dez Bryant, 2011-14, 2016-17



**YARDS**

**Most Seasons Leading Team**

- 8 Tony Hill, 1978-85
- 8 Michael Irvin, 1991-98
- 5 Bob Hayes, 1965-67, 1970-71

**Most Consecutive Seasons Leading Team**

- 8 Tony Hill, 1978-85
- 8 Michael Irvin, 1991-98
- 4 Frank Clarke, 1961-64
- 4 Drew Pearson, 1974-77

**Career**

- 12,977 Jason Witten, 2003-17, 2019
- 11,904 Michael Irvin, 1968-99
- 7,988 Tony Hill, 1977-86

**Season**

- 1,603 Michael Irvin, 1995
- 1,523 Michael Irvin, 1991
- 1,396 Michael Irvin, 1992

**Season, Rookie**

- 1,003 Bob Hayes, 1965
- 935 CeeDee Lamb, 2020
- 744 Mike Sherrard, 1986

**Game**

- 250 Miles Austin, @ Kansas City, 10/11/09
- 246 Bob Hayes, @ Washington, 11/13/66
- 241 Frank Clarke, vs. Washington, 9/16/62

**Game, Rookie**

- 203 James Dixon, @ Phoenix, 11/12/89
- 177 Bob Hayes, vs. Philadelphia, 10/10/65
- 170 Antonio Bryant, @ Washington, 12/29/02

**Game, Opponent**

- 329 Calvin Johnson, @ Detroit, 10/27/13
- 238 Harold Jackson, @ LA Rams, 10/14/73
- 210 DeSean Jackson, vs. Philadelphia, 12/12/10

**Longest Pass Reception (All TDs except as noted)**

- 95 Bob Hayes (from Meredith), vs. Washington, 11/13/66
- 91 Tony Dorsett (from Staubach), vs. Balt., 9/4/78
- 90 Alvin Harper (from Aikman), @ San Francisco, 11/13/94 (No TD)
- 90 Jason Tucker (from Aikman), vs. N.Y. Giants, 1/2/00
- 90 Amari Cooper (from Prescott), vs. Washington, 11/22/18

**Longest Pass Reception, Opponent (All TDs)**

- 94 Rich Houston (from Norm Snead), @ N.Y. Giants, 9/24/72
- 92 Robby Anderson (Sam Darnold), @ N.Y. Jets, 10/13/19
- 91 DeSean Jackson (from Michael Vick), vs. Philadelphia, 12/12/10

**Most Seasons 1,000 or More Yards Pass Receiving**

- 7 Michael Irvin, 1991-95, 1997-98
- 4 Jason Witten, 2007, 2009-10, 2012
- 3 Tony Hill, 1979-80, 1985
- 3 Terrell Owens, 2006-08
- 3 Dez Bryant, 2012-14

**Most Games, 100 or More Yards Pass Receiving, Career**

- 47 Michael Irvin, 1988-99
- 26 Tony Hill, 1977-86
- 23 Bob Hayes, 1965-74

**Most Games, 100 or More Yards Pass Receiving, Season**

- 11 Michael Irvin, 1995
- 7 Michael Irvin, 1991
- 6 Bob Hayes, 1967
- 6 Michael Irvin, 1992
- 6 Terrell Owens, 2007

**Most Consecutive Games, 100 or More Yards Pass Receiving**

- 7 Michael Irvin, 1995
- 4 Terrell Owens, 2007
- 3 Lance Rentzel, 1968-69
- 3 Michael Irvin, 1991
- 3 Michael Irvin, 1992
- 3 Michael Irvin, 1993
- 3 Michael Irvin, 1995
- 3 CeeDee Lamb, 2022

**AVERAGE GAIN**

**Career (200 receptions)**

- 20.0 Bob Hayes, 1965-74 (365-7,295)
- 18.6 Frank Clarke, 1960-67 (281-5,214)
- 16.7 Tony Hill, 1977-86 (479-7,988)

**Season (Qualifiers)**

- 26.1 Bob Hayes, 1970 (34-889)
- 24.9 Alvin Harper, 1994 (33-821)
- 24.0 Bob Hayes, 1971 (35-840)

**Game (3 receptions)**

- 45.3 Alvin Harper, @ San Fran., 11/13/94 (3-136)
- 44.3 Tony Hill, @ Washington, 9/5/83 (3-133)
- 42.0 Frank Clarke, @ N.Y. Giants, 10/20/63 (4-168)

**TOUCHDOWNS**

**Career**

- 73 Dez Bryant, 2010-17
- 72 Jason Witten, 2003-17, 2019
- 71 Bob Hayes, 1965-74

**Season**

- 16 Dez Bryant, 2014
- 15 Terrell Owens, 2007
- 14 Frank Clarke, 1962

**Season, Rookie**

- 12 Bob Hayes, 1965
- 6 Antonio Bryant, 2002
- 6 Dez Bryant, 2010
- 5 Billy Joe Dupree, 1973
- 5 Mike Sherrard, 1986
- 5 Michael Irvin, 1988
- 5 Terrance Williams, 2013
- 5 CeeDee Lamb, 2020

**Game**

- 4 Bob Hayes, vs. Houston, 12/20/70
- 4 Terrell Owens, vs. Washington, 11/18/07
- 3 16 times, last by Michael Gallup, vs. Washington 12/29/19

**Game, Opponent**

- 4 Harold Jackson, @ LA Rams, 10/14/73
- 4 Sterling Sharpe, vs. Green Bay, 11/24/94

**Most Consecutive Games, Touchdown**

- 7 Frank Clarke, 1961-62
- 7 Bob Hayes, 1965-66
- 7 Terrell Owens, 2007
- 7 Dez Bryant, 2012
- 6 Frank Clarke, 1963
- 6 Bob Hayes, 1966-67
- 6 Michael Irvin, 1995

**RUSHING-RECEIVING**

**Most Seasons Leading Team**

- 13 Emmitt Smith, 1990-2002
- 9 Tony Dorsett, 1977-85
- 6 Ezekiel Elliott, 2016-21

**Most Consecutive Seasons Leading Team**

- 13 Emmitt Smith, 1990-2002
- 9 Tony Dorsett, 1977-85
- 6 Ezekiel Elliott, 2016-21

**ATTEMPTS**

**Career**

- 4,538 Emmitt Smith, 1990-2002 (ru-4,052, re-486)
- 3,137 Tony Dorsett, 1977-87 (ru-2,755, re-382)
- 2,186 Ezekiel Elliott, 2016-22 (ru-1,881, re-305)

**Season**

- 449 DeMarco Murray, 2014 (ru-392, re-57)
- 439 Emmitt Smith, 1995 (ru-377, re-62)
- 432 Emmitt Smith, 1992 (ru-373, re-59)

**Season, Rookie**

- 354 Ezekiel Elliott, 2016 (ru-322, re-32)
- 265 Emmitt Smith, 1990 (ru-241, re-24)
- 237 Tony Dorsett, 1977 (ru-208, re-29)

**Game**

- 42 Emmitt Smith, @ N.Y. Giants, 1/2/94 (ru-32, re-10)
- 41 DeMarco Murray, @ Chicago, 12/4/14 (ru-32, re-9)
- 40 Ezekiel Elliott, vs. Philadelphia 12/9/18 (ru-28, re-12)

## YARDS

<b>Career</b>	
20,174	Emmitt Smith, 1990-2002 (ru-17,162, re-3,012)
15,468	Tony Dorsett, 1977-87 (ru-12,036, re-3,432)
12,977	Jason Witten, 2003-17, 2019 (re-12,977)

**Season**

2,261	DeMarco Murray, 2014 (ru-1,845, re-416)
2,148	Emmitt Smith, 1995 (ru-1,773, re-375)
2,048	Emmitt Smith, 1992 (ru-1,713, re-335)

**Season, Rookie**

1,994	Ezekiel Elliott, 2016 (ru-1,631, re-363)
1,280	Tony Dorsett, 1977 (ru-1,007, re-273)
1,174	Calvin Hill, 1969 (ru-942, re-232)

**Game**

292	Herschel Walker, vs. Philadelphia, 12/14/86 (ru-122, re-170)
254	Tony Dorsett, vs. Baltimore, 9/4/78 (ru-147, re-107)
253	DeMarco Murray, vs. St. Louis, 10/23/11 (ru-253)

## PUNTING

## PUNTS

<b>Career</b>	
612	Danny White, 1976-88
591	Mike Saxon, 1985-92
494	Mat McBriar, 2004-11

**Season**

94	Toby Gowin, 2003
86	Mike Saxon, 1986
86	Toby Gowin, 1997

**Season, Rookie**

86	Toby Gowin, 1997
81	Mike Saxon, 1985
68	Mitch Hoopes, 1975

**Game**

11	Danny White, vs. Philadelphia, 9/23/84
10	Nine times, last by Bryan Anger, @ Washington 1/8/23

**Game, Opponent**

11	Danny Villanueva, @ Rams, 9/30/62
11	John James, @ Atlanta, 9/15/74
11	Marv Bateman, vs. Buffalo, 11/15/76
11	Rich Camarillo, vs. New England, 11/22/84

**Longest Punt**

84	Ron Widby, @ New Orleans, 11/3/68
83	Bryan Anger, vs. Chicago, 10/30/22
75	Billy Lothridge, vs. N.Y. Giants, 10/11/64
75	Sam Baker, vs. Rams, 9/30/62
75	Mat McBriar, vs. Houston, 10/15/06

**Longest Punt, Opponent**

81	Tom McNeill, @ New Orleans, 9/28/69
80	Randall Cunningham, vs. Phila., 10/16/94
78	Jerry Norton, vs. St. Louis, 11/5/61
78	Bill Van Heusen, @ Denver, 12/2/73

## AVERAGE GROSS YARDS

**Career (300 punts)**

45.3	Mat McBriar, 2004-11 (461-21,038)
44.5	Chris Jones, 2011-20 (483-21,475)
41.7	Toby Gowin, 1997-99,2003 (338-14,099)

**Season (Qualifiers)**

48.4	Bryan Anger, 2022 (68-3,291)
48.4	Bryan Anger, 2021 (65-3,143)
48.2	Mat McBriar, 2006 (56-2,697)

**Season, Rookie (Qualifiers)**

42.8	Micah Knorr, 2000 (58-2,485)
41.9	Mike Saxon, 1985 (81-3,396)
41.8	John Jett, 1993 (56-2,342)
41.8	Toby Gowin, 1997 (86-3,592)

**Game (4 punts)**

56.8	Mat McBriar, vs. Houston, 10/15/06 (4-227)
55.3	Toby Gowin, vs. Chicago, 9/28/97 (6-332)
55.3	Chris Jones, at San Francisco, 10/2/16 (4-221)

**Game, Opponent (4 punts)**

57.8	Dustin Colquitt, vs. Atlanta, 11/14/21 (4-231)
56.8	Tress Way, vs. Washington, 12/29/19 (4-227)
55.8	Johnny Hekker, vs. LA Rams, 12/15/19 (5-279)

## AVERAGE NET YARDS

**Career (300 punts)**

40.1	Chris Jones, 2011-20 (483-19,522)
38.1	Mat McBriar, 2004-11 (494-18,954)
35.5	Toby Gowin, 1997-99, 2003 (339-12,018)

**Season (Qualifiers)**

44.6	Bryan Anger, 2021 (65-2,900)
42.8	Bryan Anger, 2022 (68-2,913)
42.5	Chris Jones, 2015 (69-2,935)

**Season, Rookie (Qualifiers)**

38.1	Billy Lothridge, 1964 (62-2,361)
37.7	John Jett, 1993 (56-2,113)
36.2	Marv Bateman, 1972 (51-1,848)

**Game (4 punts)**

51.0	Bryan Anger, vs. Philadelphia, 9/27/21 (4-204)
50.6	Ron Widby, @ New Orleans, 11/3/68 (5-253)
50.5	Mat McBriar, vs. Minnesota, 10/21/07 (4-202)
50.1	Bryan Anger, vs. Las Vegas, 11/25/21 (7-351)

**Game, Opponent (4 punts)**

51.8	Johnny Hekker, vs. LA Rams, 12/15/19 (5-259)
51.6	Steve Weatherford, @ N.Y. Giants, 11/24/13 (5-273)
51.0	Pat Studstill, vs. Rams, 11/25/71 (4-204)

## HAD BLOCKED

**Career**

5	Danny White, 1976-88
4	Mike Saxon, 1985-92
4	Chris Jones, 2011-20
3	Micah Knorr, 2000-02
3	Mat McBriar, 2004-11

**Season**

3	Micah Knorr, 2001
2	Marv Bateman, 1973
2	Danny White, 1976
2	Mike Saxon, 1989

**Most Consecutive Punts, None Blocked**

341	Danny White, 1978-83
299	Mat McBriar, 2004-08
253	John Jett, 1993-96

## INSIDE 20

**Career**

187	Chris Jones, 2011-20
175	Mat McBriar, 2004-11
166	Mike Saxon, 1985-92

**Season**

38	Mat McBriar, 2009
34	Chris Jones, 2017
31	Toby Gowin, 1998

**Game**

6	Chris Jones, @ Philadelphia, 10/20/13
5	Danny Villanueva, @ Cleveland, 10/17/65
5	Duane Carroll, vs. St. Louis, 11/3/74
5	Toby Gowin, @ Washington, 10/13/97
5	Toby Gowin, vs. Philadelphia, 12/12/99
5	Toby Gowin, vs. Buffalo, 11/9/03
5	Mat McBriar, @ Seattle, 10/23/05
5	Mat McBriar, vs. Carolina, 9/28/09
5	Mat McBriar, vs. Philadelphia, 12/24/11

**Fewest Touchbacks in a Season (Qualifiers)**

1	Chris Jones, 2015
2	Danny White, 1982
2	Chris Jones, 2014, 2018, 2019
3	Allen Green, 1961
3	Danny Villanueva, 1966
3	Marv Bateman, 1972
3	John Jett, 1993
3	Mat McBriar, 2008, 2009
3	Brian Moorman, 2012

## PUNT RETURNS

**Most Seasons Leading Team**

5	Bob Hayes, 1966-70
5	Kelvin Martin, 1987-88, 1991-92, 1996
3	Butch Johnson, 1976-78
3	Kevin Williams, 1993-95
3	Deion Sanders, 1997-99
3	Patrick Crayton, 2005, 2007, 2009
3	Dwayne Harris, 2012-14

**Most Consecutive Seasons Leading Team**

5	Bob Hayes, 1966-70
3	Butch Johnson, 1976-78
3	Kevin Williams, 1993-95
3	Deion Sanders, 1997-99
3	Dwayne Harris, 2012-14

**RETURNS**

<b>Career</b>	
179	Kelvin Martin, 1987-92, 1996
146	Butch Johnson, 1976-83
111	Patrick Crayton, 2004-09
<b>Season</b>	
54	James Jones, 1980
54	Gary Allen, 1984
51	Butch Johnson, 1978
<b>Season, Rookie</b>	
54	James Jones, 1980
45	Butch Johnson, 1976
36	Kevin Williams, 1993
<b>Game</b>	
9	Butch Johnson, vs. Buffalo, 11/15/76
8	Ron Fellows, vs. Cleveland, 11/25/82
8	Dedric Ward, @ Washington, 9/27/04
<b>Game, Opponent</b>	
8	Phil McConkey, vs. N.Y. Giants, 11/4/84
7	Phillip Epps, vs. Green Bay, 9/23/84
7	Irving Fryar, vs. New England, 11/22/84
7	Vai Sikahema, @ St. Louis, 9/13/87
7	Dax Milne, @ Washington, 1/8/23
	<b>FAIR CATCHES</b>
<b>Career</b>	
69	Patrick Crayton, 2004-09
61	Kelvin Martin, 1987-92, 1996
42	Kevin Williams, 1993-96
<b>Season</b>	
26	KaVontae Turpin, 2022
23	Patrick Crayton, 2009
20	Patrick Crayton, 2007
<b>Game</b>	
5	Patrick Crayton, @ Washington, 12/27/09
4	Golden Richards, @ New England, 11/16/75
4	Golden Richards, @ Washington, 11/7/74
4	Kelvin Martin, vs. Philadelphia, 12/18/88
4	Patrick Crayton, vs. Kansas City, 12/11/05
4	Patrick Crayton, @ N.Y. Giants, 11/11/07
4	Patrick Crayton, vs. Philadelphia, 12/16/07
4	Patrick Crayton, @ N.Y. Giants, 12/6/09
4	Cole Beasley, vs. Philadelphia, 12/9/18
<b>Game, Opponent</b>	
5	Amari Toomer, N.Y. Giants, 9/8/96
5	Jimmy Williams, @ Seattle, 10/23/05
5	Chad Hall, vs. Philadelphia, 12/24/11
5	Damaris Johnson, @ Philadelphia, 10/20/13
	<b>YARDS GAINED</b>
<b>Career</b>	
1,803	Kelvin Martin, 1987-92, 1996
1,313	Butch Johnson, 1976-83
1,184	Deion Sanders, 1995-99
<b>Season</b>	
548	James Jones, 1980
532	Kelvin Martin, 1992
489	Butch Johnson, 1976
<b>Season, Rookie</b>	
548	James Jones, 1980
489	Butch Johnson, 1976
418	Mel Renfro, 1964
<b>Game</b>	
124	Kelvin Martin, @ Philadelphia, 12/15/91
122	Bob Hayes, vs. Pittsburgh, 12/8/68
117	Mel Renfro, vs. Green Bay, 11/29/64
117	Butch Johnson, vs. Buffalo, 11/15/76
<b>Game, Opponent</b>	
139	Darrien Gordon, @ Atlanta, 11/11/01
123	Tiki Barber, @ N.Y. Giants, 10/18/99
111	Dante Hall, vs. St. Louis, 9/30/07
<b>Longest Punt Return (All TDs)</b>	
98	Dennis Morgan, vs. St. Louis, 10/13/74
97	Bryan McCann, vs. Detroit, 11/21/10
93	Dez Bryant, vs. N.Y. Giants, 10/25/10
<b>Longest Punt Return/Opponent (All TDs)</b>	
98	Terance Mathis, @ N.Y. Jets, 11/4/90
98	Damaris Johnson, vs. Philadelphia, 12/2/12
85	Tiki Barber, @ N.Y. Giants, 10/18/99
85	Dante Hall, vs. St. Louis, 9/30/07

**AVERAGE YARDAGE**

<b>Career (75 returns)</b>	
13.3	Deion Sanders, 1995-99 (89-1,184)
11.1	Bob Hayes, 1965-74 (104-1,158)
11.1	Dwayne Harris, 2011-14 (87-965)
<b>Season (Qualifiers)</b>	
20.8	Bob Hayes, 1968 (15-312)
16.1	Dwayne Harris, 2012 (22-354)
15.6	Deion Sanders, 1998 (24-375)
<b>Season, Rookie (Qualifiers)</b>	
15.1	Dennis Morgan, 1974 (19-287)
13.1	Mel Renfro, 1964 (32-418)
13.4	Reggie Swinton, 2001 (31-414)
<b>Game (3 returns)</b>	
40.7	Bob Hayes, vs. Pittsburgh, 12/8/68 (3-122)
32.0	Kevin Williams, vs. Wash., 11/20/94 (3-96)
29.3	Mel Renfro, vs. Green Bay, 11/29/64 (4-117)
<b>Game, Opponent (3 returns)</b>	
46.3	Darrien Gordon, @ Atlanta, 11/11/01 (3-139)
32.3	Brandon Banks, @ Washington, 11/20/11 (3-97)
31.7	Domenik Hixon, @ N.Y. Giants, 12/6/09
	<b>TOUCHDOWNS</b>
<b>Career</b>	
4	Deion Sanders, 1995-99
3	Bob Hayes, 1965-74
3	Kelvin Martin, 1987-92, 1996
3	Kevin Williams, 1993-96
<b>Season</b>	
2	Bob Hayes, 1968
2	Kelvin Martin, 1992
2	Kevin Williams, 1993
2	Deion Sanders, 1998
2	Wane McGarity, 2000
2	Patrick Crayton, 2009
2	Dez Bryant, 2010
<b>Game</b>	
1	Many times, last by Ryan Switzer, vs. Wash- ton, 11/30/17
	<b>KICKOFF RETURNS</b>
<b>Most Seasons Leading Team</b>	
3	Mel Renfro, 1964-66
3	Butch Johnson, 1976-78
3	Kevin Williams, 1993-95
3	Patrick Crayton, 2006-08
3	Dwayne Harris, 2011, 2013-14
3	Tony Pollard, 2019-21
<b>Most Consecutive Seasons Leading Team</b>	
3	Mel Renfro, 1964-66
3	Butch Johnson, 1976-78
3	Kevin Williams, 1993-95
3	Patrick Crayton, 2006-08
3	Tony Pollard, 2019-21
	<b>RETURNS</b>
<b>Career</b>	
144	Kevin Williams, 1993-96
101	James Dixon, 1989-91
98	Tyson Thompson, 2005-07
<b>Season</b>	
57	Tyson Thompson, 2005
56	Reggie Swinton, 2001
51	Jason Tucker, 2000
<b>Season, Rookie</b>	
57	Tyson Thompson, 2005
47	James Dixon, 1989
40	Mel Renfro, 1964
<b>Game</b>	
8	Mel Renfro, vs. Green Bay, 11/29/64
8	Woody Dantzler, @ N.Y. Giants, 12/15/02
7	Robert Lavette, @ N.Y. Giants, 10/6/85
7	Reggie Swinton, vs. Philadelphia, 11/18/01
<b>Game, Opponent</b>	
8	Mel Gray, @ Detroit, 11/8/92
8	Brian Mitchell, @ N.Y. Giants, 9/15/03
7	Six times, last by Correll Buckhalter, vs. @ Philadelphia, 11/4/07

## YARDS

## Career

3,416	Kevin Williams, 1993-96
2,416	Tyson Thompson, 2005-07
2,315	James Dixon, 1989-91

## Season

1,399	Tyson Thompson, 2005
1,327	Reggie Swinton, 2001
1,181	James Dixon, 1989

## Season, Rookie

1,399	Tyson Thompson, 2005
1,181	James Dixon, 1989
1,017	Mel Renfro, 1964

## Game

247	Felix Jones, vs. Philadelphia, 9/15/08
213	Reggie Swinton, @ Philadelphia, 9/22/02
205	Jason Tucker, @ N.Y. Giants, 10/15/00

## Game, Opponent

247	Tim Brown, @ Philadelphia, 11/6/66
194	Brian Mitchell, @ N.Y. Giants, 9/15/03
193	Ahmad Bradshaw, vs. N.Y. Giants, 9/9/07

## Longest Kickoff Return (All TDs)

102	Alexander Wright, vs. Atlanta, 12/22/91
101	Amos Marsh, vs. Philadelphia, 10/14/62
101	Ike Thomas, vs. N.Y. Jets, 12/4/71

## Longest Kickoff Return, Opponent (All TDs)

108	Roy Green, St. Louis, 10/21/79
108	Jacoby Jones, @ Baltimore, 10/14/12
103	Terrence McGee, @ Buffalo, 10/8/07

## AVERAGE YARDAGE

## Career (75 returns)

26.5	Dwayne Harris, 2011-14 (77-2,040)
26.4	Mel Renfro, 1964-77 (85-2,246)
25.3	Herschel Walker, 1986-89, 1996-97 (77-1,946)

## Season (Qualifiers)

30.6	Dwayne Harris, 2013 (28-857)
30.0	Mel Renfro, 1965 (21-630)
28.9	Herschel Walker, 1996 (27-779)

## Season, Rookie (Qualifiers)

27.9	Jason Tucker, 1999 (22-613)
26.5	Bob Hayes, 1965 (17-450)
25.7	Amos Marsh, 1961 (26-667)

## Game (3 returns)

48.0	Mark Washington, @ Wash., 11/22/70 (3-144)
43.7	Reggie Swinton, vs. Tampa Bay, 9/9/01 (3-131)
43.6	Ike Thomas, vs. Rams, 11/25/71 (3-131)

## Game, Opponent (3 returns)

53.0	Jacoby Jones, @ Baltimore, 10/14/12 (3-159)
49.7	Dwayne Harris, @ N.Y. Giants, 10/25/15 (3-149)
49.4	Tim Brown, @ Philadelphia, 11/6/66 (5-247)

## TOUCHDOWNS

## Career

2	Mel Renfro, 1964-77
2	Ike Thomas, 1971
2	Alexander Wright, 1990-91

## Season

2	Ike Thomas, 1971
---	------------------

## Game

1	Many times last by Tony Pollard, vs. Las Vegas, 11/25/21
---	--

## Game, Opponent

2	Tim Brown, @ Philadelphia, 11/6/66
---	------------------------------------

## COMBINED KICK RETURNS

## MOST RETURNS

## Career

239	Kevin Williams, 1993-96 (p-95, k-144)
230	Kelvin Martin, 1987-92, 1996 (p-179, k-51)
225	Butch Johnson, 1976-83 (p-146, k-79)

## Season

87	Gary Allen, 1984 (p-54, k-33)
87	Reggie Swinton, 2001 (p-31, k-56)
86	James Jones, 1980 (p-54, k-32)

## Game

12	Mel Renfro, vs. G.B., 11/29/64 (p-4, k-8)
11	Butch Johnson, vs. Buff., 11/15/76 (p-9, k-2)
11	Reggie Swinton, vs. Denver, 11/22/01 (p-5, k-6)

## Game, Opponent

12	Larry Jones, vs. Wash., 12/13/75 (p-6, k-6)
10	Phil McConkey, vs. N.Y. Giants, 11/4/84 (p-8, k-2)
10	Stump Mitchell, @ St. Louis, 9/11/83 (p-5, k-5)
10	Brian Mitchell, vs. Wash., 11/20/94 (p-5, k-5)
10	Reggie Swinton, vs. Arizona, 10/30/05 (p-3, k-7)

## YARDS GAINED

## Career

4,329	Kevin Williams, 1993-96 (p-913, k-3,416)
3,145	Butch Johnson, 1976-83 (p-1,313, k-1,832)
3,088	Mel Renfro, 1964-77 (p-842, k-2,246)

## Season

1,741	Reggie Swinton, 2001 (p-414, k-1,327)
1,497	Kevin Williams, 1994 (p-349, k-1,148)
1,435	Mel Renfro, 1964 (p-418, k-1,017)

## Game

273	Mel Renfro, vs. G.B., 11/29/64 (p-117, k-156)
247	Felix Jones, vs. Philadelphia, 9/15/08 (k-247)
224	Reggie Swinton, vs. Denver, 11/22/01 (p-100, k-124)

## Game, Opponent

247	Tim Brown, @ Philadelphia, 11/6/66 (k-247)
213	Stump Mitchell, St. Louis, 9/11/83 (p-53, k-160)
212	Brian Mitchell, vs. Wash., 11/20/94 (p-32, k-180)

## TOUCHDOWNS

## Career

4	Kevin Williams, 1993-94 (p-3, k-1)
4	Deion Sanders, 1995-99 (p-4)
3	Bob Hayes, 1965-74 (p-3)
3	Mel Renfro, 1964-77 (p-1, k-2)
3	Kelvin Martin, 1987-92 (p-3)

## Season

2	Bob Hayes, 1968 (p-2)
2	Ike Thomas, 1971 (k-2)
2	Kelvin Martin, 1992 (p-2)
2	Kevin Williams, 1993 (p-2)
2	Kevin Williams, 1994 (p-1, k-1)
2	Deion Sanders, 1998 (p-2)
2	Wane McGarity, 2000 (p-2)
2	Patrick Crayton, 2009 (p-2)
2	Dez Bryant, 2010 (p-2)

## Game

1	Many times last by Tony Pollard, vs. Las Vegas, 11/25/21
---	--

## Game, Opponent

2	Tim Brown, @ Philadelphia, 11/6/66 (k-2)
---	--

## COMBINED NET YARDS

Rushing, receiving, interception returns, kickoff returns, punt returns and fumble returns

## Most Seasons Leading Team

10	Emmitt Smith, 1990-96, 1998-2000
9	Tony Dorsett, 1977-85
4	Herschel Walker, 1986-88, 1997
4	Ezekiel Elliott, 2016-2019

## Most Consecutive Seasons Leading Team

9	Tony Dorsett, 1977-85
7	Emmitt Smith, 1990-96
4	Ezekiel Elliott, 2016-19

## ATTEMPTS

## Career

4,538	Emmitt Smith, 1990-2002
3,153	Tony Dorsett, 1977-87
2,186	Ezekiel Elliott, 2016-22

## Season

449	DeMarco Murray, 2014
439	Emmitt Smith, 1995
433	Emmitt Smith, 1992

## Game

42	Emmitt Smith, @ N.Y. Giants, 1/2/94 (ru-32, re-10)
41	DeMarco Murray, @ Chicago, 12/4/14 (ru-32, re-9)
40	Ezekiel Elliott, vs. Philadelphia, 12/9/18 (ru-28, re-12)

## YARDS

## Career

20,174	Emmitt Smith, 1990-2002
15,501	Tony Dorsett, 1977-87
12,977	Jason Witten, 2003-17, 2019

**Season**

- 2,261 DelMarco Murray, 2014
- 2,148 Emmitt Smith, 1995
- 2,048 Emmitt Smith, 1992

**Season, Rookie**

- 1,994 Ezekiel Elliott, 2016
- 1,688 James Dixon, 1989
- 1,598 Bob Hayes, 1965

**Game**

- 331 Jason Tucker, @ New Orleans, 12/24/99
- 307 Kevin Williams, @ Arizona, 12/25/95
- 292 Herschel Walker, vs. Philadelphia, 12/14/86

**INTERCEPTIONS**

**Most Seasons Leading Team**

- 5 Everson Walls, 1981-82, 1985, 1987-88
- 5 Terence Newman, 2003-04, 2008, 2010, 2011
- 4 Cornell Green, 1963, 1965-67

**Most Consecutive Seasons Leading Team**

- 3 Don Bishop, 1960-62
- 3 Cornell Green, 1965-67

**Career**

- 52 Mel Renfro, 1964-77
- 44 Everson Walls, 1981-89
- 41 Charlie Waters, 1970-78, 1980-81

**Season**

- 11 Everson Walls, 1981
- 11 Trevon Diggs, 2021
- 10 Mel Renfro, 1969

**Season, Rookie**

- 11 Everson Walls, 1981
- 7 Mel Renfro, 1964
- 7 Michael Downs, 1981

**Game**

- 3 Herb Adderley, @ Philadelphia, 9/26/71
- 3 Lee Roy Jordan, vs. Cincinnati, 11/4/73
- 3 Dennis Thurman, vs. Philadelphia, 12/13/81
- 3 Terence Newman, @ Detroit, 10/19/03

**Consecutive Games Intercepted By**

- 6 Trevon Diggs, 2021
- 5 Don Bishop, 1961
- 4 Charlie Waters, 1972-73
- 4 Dennis Thurman, 1985

**Game, Opponent**

- 3 Eight times, last by Adrian Wilson, @ Arizona, 10/20/02

**YARDS GAINED**

**Career**

- 626 Mel Renfro, 1964-77
- 584 Charlie Waters, 1970-78, 1980-81
- 562 Dennis Thurman, 1978-85

**Season**

- 211 Cornell Green, 1963
- 187 Dennis Thurman, 1981
- 182 Herb Adderley, 1971

**Season, Rookie**

- 136 Mike Gaechter, 1962
- 133 Everson Walls, 1981
- 110 Mel Renfro, 1964

**Game**

- 121 Mike Gaechter, vs. Washington, 11/3/63
- 102 Herb Adderley, @ Philadelphia, 9/26/71
- 101 Bryan McCann, @ N.Y. Giants, 11/14/10

**Game, Opponent**

- 110 Jim Steffen, @ Washington, 9/29/63
- 103 Aqib Talib, @ Denver, 9/17/17
- 102 Erich Barnes, vs. N.Y. Giants, 10/15/61

**Longest Returns (All TDs except as noted)**

- 101 Bryan McCann, @ N.Y. Giants, 11/14/10
- 100 Mike Gaechter, vs. Philadelphia, 10/14/62
- 96 Dennis Thurman, @ Washington, 9/6/81 (no TD)

**Longest Return, Opponent (All TDs)**

- 104 James Willis and Troy Vincent, vs. Phila., 11/3/96
- 103 Aqib Talib @ Denver, 9/17/17
- 102 Erich Barnes, vs. N.Y. Giants, 10/15/61
- 102 Lito Sheppard, vs. Philadelphia, 10/8/06

**TOUCHDOWNS**

**Career**

- 4 Dennis Thurman, 1977-85
- 4 Dexter Coakley, 1997-2002
- 3 Mel Renfro, 1964-77
- 3 Lee Roy Jordan, 1963-76
- 3 Larry Cole, 1968-80
- 3 Roy Williams, 2002-2008
- 3 Terence Newman, 2003-11

**Season**

- 2 Larry Brown, 1995
- 2 George Teague, 1999
- 2 Dexter Coakley, 2001
- 2 Roy Williams, 2002
- 2 Trevon Diggs, 2021

**Game**

- 1 Many times, last by DeMarcus Lawrence vs. Washington, 12/26/21

**FUMBLES**

**OPPONENTS' FUMBLES RECOVERED**

**Career**

- 19 Ed Jones, 1974-78, 1980-89
- 16 Chuck Howley, 1961-73
- 16 Dave Edwards, 1963-75
- 16 Lee Roy Jordan, 1963-76
- 16 Cliff Harris, 1970-79

**Season**

- 5 Don Healy, 1961
- 4 Jerry Norton, 1962
- 4 Jethro Pugh, 1967
- 4 Larry Cole, 1971
- 4 Jethro Pugh, 1973
- 4 Dextor Clinkscale, 1983
- 4 Eugene Lockhart, 1985
- 4 Jay Ratliff, 2009

**Game**

- 2 Many times, last by Kevin Mathis, vs. Carolina, 10/11/98

**Longest Fumble Returns (All TDs)**

- 98 Greg Ellis, vs. Arizona, 10/3/99
- 97 Chuck Howley, vs. Atlanta, 10/2/66
- 86 Michael Downs, @ Houston, 12/13/82

**Longest Fumble Returns, Opponent (All TDs)**

- 96 Joe Lavender, @ Philadelphia, 9/23/74
- 96 Joselio Hanson, @ Philadelphia, 12/28/08
- 81 Andy Headen, @ N.Y. Giants, 9/9/84

**OPPONENTS' FUMBLE**

**RETURNED FOR TOUCHDOWN**

**Career**

- 3 Bob Lilly, 1961-74
- 2 Cornell Green, 1962-74
- 2 Benny Barner, 1972-82
- 2 Mike Hegman, 1976-88
- 2 Michael Downs, 1981-88
- 2 Jim Jeffcoat, 1983-94

**SACKS**

**Most Seasons Led Team**

- 8 DeMarcus Ware, 2005-12
- 7 Harvey Martin, 1974-77, 1979-80, 1982
- 6 Greg Ellis, 1999, 2001-05
- 5 Jethro Pugh, 1968-72

**Most Consecutive Seasons Leading Team**

- 8 DeMarcus Ware, 2005-12
- 5 Jethro Pugh, 1968-72
- 5 Greg Ellis, 2001-05
- 4 George Andrie, 1964-67
- 4 Harvey Martin, 1974-77

**TOTAL SACKS**

**Career**

- 117.0 DeMarcus Ware, 2005-13
- 114.0 Harvey Martin, 1973-83
- 111.0 Randy White, 1975-88

**Season**

- 23.0 Harvey Martin, 1977
- 20.0 DeMarcus Ware, 2008
- 19.5 DeMarcus Ware, 2011

**Season, Rookie**

13.0	Micah Parsons, 2021
9.0	Willie Townes, 1966
9.0	Harvey Martin, 1973

**Game**

5.0	Bob Lilly, @ Pittsburgh, 11/20/66
5.0	Jim Jeffcoat, @ Washington, 11/10/85
4.0	Nine times, last by DeMarcus Ware, @ Philadelphia, 10/30/11

**Game, Rookie**

3.0	Randy White, @ Detroit, 10/6/75
3.0	Randy White, @ New England, 11/16/75
3.0	DeMarcus Ware, @ Carolina, 12/24/05
2.5	Six times, last by Micah Parsons, vs. Denver, 11/7/21

**Game, Opponent**

6.0	Adrian Clayborn, @ Atlanta, 11/12/17
5.0	Leslie O'Neal, @ San Diego, 11/16/86
4.5	Jim Katcavage, @ N.Y. Giants, 10/20/63
4.5	Clyde Simmons, vs. Philadelphia, 9/15/91

**TACKLES****COMBINED TACKLES****Career**

1,350	Darren Woodson, 1992-2003
1,236	Lee Roy Jordan, 1963-76
1,104	Randy White, 1975-88

**Season**

222	Eugene Lockhart, 1989
202	Bradie James, 2008
181	Bradie James, 2009

**Season, Rookie**

176	Leighton Vander Esch, 2018
136	Dexter Coakley, 1997
127	Roy Williams, 2002

**Game**

22	Sean Lee, @ N.Y. Giants, 12/11/16
21	Lee Roy Jordan, vs. Philadelphia, 9/26/71
21	Sean Lee, @ Seattle, 9/16/12
21	Sean Lee, @ San Diego, 9/29/13
20	Fred Strickland, @ N.Y. Giants, 11/24/96
20	Sean Lee, vs. Washington, 11/24/16
20	Sean Lee, @ N.Y. Giants, 12/10/17

**Game, Rookie**

19	Leighton Vander Esch, @ Philadelphia, 11/11/18
18	Anthony Hitchens, @ St. Louis, 9/21/14
18	Leighton Vander Esch, @ Houston, 10/7/18
18	Leighton Vander Esch, vs. Tampa Bay, 12/23/18

**SOLO TACKLES****Career**

787	Darren Woodson, 1992-2003
743	Lee Roy Jordan, 1963-76
701	Randy White, 1975-88

**Season**

154	Eugene Lockhart, 1989
125	Leighton Vander Esch, 2018
120	Sean Lee, 2016

**Game**

17	Sean Lee, @ N.Y. Giants, 12/11/16
16	Eugene Lockhart, vs. Phoenix, 10/29/89
15	Dexter Coakley, @ Seattle, 12/16/01
15	Dexter Coakley, @ Arizona, 10/20/02
15	Sean Lee, 5 times, last @ Philadelphia, 12/22/19
15	Leighton Vander Esch, at Philadelphia, 11/11/18

**ASSISTED TACKLES****Career**

563	Darren Woodson, 1992-2003
493	Lee Roy Jordan, 1963-76
470	Bradie James, 2003-11

**Season**

117	Bradie James, 2008
101	Jerry Tubbs, 1960

**Game**

15	Jerry Tubbs, vs. Chicago, 11/27/60
11	Danny McCray, vs. Tampa Bay, 9/23/12

**SPECIAL TEAMS TACKLES****Career**

216	Bill Bates, 1983-97
134	Darren Woodson, 1992-2003
97	Keith Davis, 2002, 2004-08

**Season**

32	Jim Schwartz, 1996
30	David Lang, 1995
28	Danny McCray, 2010



*DeMarcus Ware, the Cowboys all-time sack leader (117.0), led Dallas in sacks for eight consecutive seasons (2005-12), the most seasons leading the team in franchise history.*

**BLOCKED KICKS****BLOCKS****(Extra points, Field Goals and Punts)****Career**

- 10 Cornell Green, 1962-74
- 9 Mike Gaechter, 1962-69
- 9 Ed Jones, 1974-78, 1980-89

**Season**

- 3 Jethro Pugh, 1965
- 3 Ed Jones, 1978
- 3 Michael Downs, 1986
- 3 Flozell Adams, 2003

**Game**

- 2 Billy Joe DuPree, vs. N.Y. Giants, 10/21/73
- 2 Leon Lett, vs. Detroit, 9/19/94

**Game, Opponent**

- 2 Bob Freeman, vs. Philadelphia, 9/30/60
- 2 Matt Blair, @ Minnesota, 10/7/79

**BLOCKED EXTRA POINTS****Career**

- 4 Flozell Adams, 1998-2008
- 2 Cornell Green, 1962-74
- 2 Mike Gaechter, 1962-69
- 2 Ed Jones, 1974-78, 1980-89

**Season**

- 3 Flozell Adams, 2003
- 1 Many times, last by Chauncey Golston, 2021

**Game**

- 1 Many times, last Chauncey Golston, at WAS, 12/12/21

**Game, Opponent**

- 2 Bob Freeman, vs. Philadelphia, 9/30/60
- 2 Matt Blair, @ Minnesota, 10/7/79

**BLOCKED FIELD GOALS****Career**

- 8 Cornell Green, 1962-74
- 7 Mike Gaechter, 1962-69
- 7 Ed Jones, 1974-78, 1980-89

**Season**

- 2 Ten times, last by Leon Lett, 1994
- 1 Many times, last by Tyrone Crawford, 2017

**Game**

- 2 Leon Lett, vs. Detroit, 9/19/94
- 1 Many times, last by Tyrone Crawford @ Washington, 10/29/17

**Game, Opponent**

- 1 Many times, last by Star Lotulelei, vs. Buffalo, 11/28/19

**BLOCKED PUNTS****Career**

- 4 Issiac Holt, 1989-92
- 2 Billy Joe DuPree, 1973-83
- 2 Thomas Henderson, 1975-79
- 2 Aaron Kyle, 1976-79
- 2 Charlie Waters, 1970-78, 1980-81
- 2 Dorance Armstrong, 2021-22

**Season**

- 2 Billy Joe DuPree, 1973
- 2 Aaron Kyle, 1976
- 2 Issiac Holt, 1990

**Game**

- 2 Billy Joe DuPree, vs. N.Y. Giants, 10/21/73

**Game, Opponent**

- 1 Many times, last by Matt Slater, @ NE, 11/24/19



*The Dallas Cowboys blocked three punts in 2021, one shy of the single-season team record, and recovered two of those blocked punts for a touchdown.*

# Cowboys Team Records

1960 — 12 games; 1961-77 — 14 games; 1978-2020 — 16 games; 2021-22 — 17 games.  
 NOTE: The 1982 regular season was reduced to nine games and the 1987 season to 15 games due to players' strikes. The (\*) marks records that were set in a 17-game season, starting in 2021.

## GAMES WON

### Most Consecutive Games Won (Including postseason)

- 12 1971-72
- 11 2016
- 10 1993-94

### Most Consecutive Games Won (Regular season)

- 11 1968-69
- 11 2016
- 9 1971-72, 1978-79
- 8 1977, 1991-92

### Most Games Won, Season (Including postseason)

- 16 1992
- 15 1977, 1993, 1995
- 14 1971, 1978, 1980

### Most Games Won, Season (Regular season)

- 13 1992, 2007, 2016
- 12 1968, 1977, 1978, 1980, 1981, 1983, 1993, 1994, 1995, 2014, 2021\*, 2022\*

### Most Consecutive Games Won, Season (Including postseason)

- 11 2016
- 10 1971
- 8 1977, 1978, 1993

### Most Consecutive Games Won, Season (Regular season)

- 11 2016
- 8 1977
- 7 1971, 1983, 1993, 2007

### Most Consecutive Games Won, Start of Season

- 8 1977
- 7 1983
- 6 1968, 1969

### Most Consecutive Games Won, End of Season

- 7 1971
- 6 1978
- 5 1968, 1970, 1991, 1993

### Most Consecutive Home Games Won (Including postseason)

- 18 1980-81
- 11 1971-72, 1991-92
- 9 1975-76

### Most Consecutive Road Games Won (Including postseason)

- 9 2013 (1)-2014 (8)
- 7 1968, 1993-94, 2007
- 6 1966-67, 1975-76, 1978-79, 2016, 2021-22

## GAMES LOST

### Most Consecutive Games Lost

- 10 1960, 1988
- 9 1988-89

### Most Consecutive Games Without Victory

- 12 1960
- 10 1988
- 9 1988-89

### Most Games Lost, Season

- 15 1989
- 13 1988
- 12 2015

### Most Consecutive Home Games Lost

- 14 1988-89
- 7 2015
- 6 1960

### Most Consecutive Home Games Without Victory

- 14 1988-89
- 7 1962-63, 2015

### Most Consecutive Away Games Lost

- 9 1962-63, 2000-2001
- 8 1997-98, 1999-2000

### Most Consecutive Away Games Without Victory (Including postseason)

- 9 1962-63, 1999-2000, 2000-2001
- 8 1997-98
- 7 1960, 1964-65

## SCORING

### Most Points, Season

- 530 2021\*
- 479 1983
- 467 2014, 2022\*

### Most Points, Opponent, Season

- 473 2020
- 436 2010
- 432 2013

### Fewest Points, Season

- 177 1960
- 204 1989
- 217 2002

### Fewest Points, Opponent, Season

- 186 1968
- 194 1976
- 208 1978

### Most Points, Game

- 59 vs. Detroit, 9/15/68
- 59 vs. San Francisco, 10/12/80
- 56 vs. Philadelphia, 10/9/66
- 56 vs. Washington, 12/26/21

### Most Points, Opponent, Game

- 54 @ Minnesota, 10/18/70
- 52 @ St. Louis, 12/9/62
- 51 vs. Denver, 10/6/13

### Most Points, Both Teams, Game

- 99 vs. Denver, 10/6/13 (Denver 51, Dallas 48)
- 87 vs. Cleveland, 10/4/20 (Cleveland 49, Dallas 38)
- 86 @ Buffalo, 9/19/71 (Dallas 49, Buffalo 37)

### Fewest Points, Both Teams, Game

- 6 @ Philadelphia, 12/31/17 (Dallas, 6, Phil. 0)
- 8 @ Cleveland, 12/12/70 (Dallas 6, Clev. 2)
- 10 @ Houston, 11/24/74 (Dallas 10, Houston 0)

### Most Points Overcome To Win Game

- 21 @ St. Louis (9/21/14)
- 21 vs. New Orleans, 10/21/84 (OT)
- 21 @ Washington, 9/12/99 (OT)
- 20 @ Washington, 9/5/83
- 20 vs. Atlanta, 9/20/2020

### Most Points, Opponent, Overcome To Win Game

- 24 vs. Detroit, 10/2/11
- 23 vs. Green Bay, 12/15/13
- 21 @ Washington, 11/28/65

### Most Points, First Half

- 42 vs. Philadelphia, 10/19/69
- 42 vs. Washington, 12/26/21
- 38 vs. N.Y. Jets, 12/4/71
- 38 vs. San Francisco, 10/12/80

### Most Points, Opponent, First Half

- 35 @ Denver, 9/13/98
- 35 vs. Philadelphia, 11/15/04
- 34 @ Minnesota, 10/18/70
- 34 @ LA Rams, 10/14/73
- 34 @ Washington, 11/23/86

### Most Points, Both Teams, First Half

- 55 vs. Raiders, 10/23/83
- 54 vs. Philadelphia, 9/15/08
- 52 @ N.Y. Giants, 12/16/62
- 52 @ Buffalo, 9/19/71
- 52 @ Denver, 9/13/98

STAFF

PLAYERS

2022 SEASON

TEAM RECORDS

PLAYOFF RECORDS

HISTORY

SIDELINES



**Most Points, Second Half/OT**

36	vs. Green Bay, 11/24/94
33	vs. Indianapolis, 12/4/22
31	@ Philadelphia, 9/29/68
31	@ Tennessee, 10/1/06
31	vs. Houston, 10/15/06
31	@ Chicago, 9/23/07

**Most Points, Opponent, Second Half/OT**

38	@ St. Louis, 12/9/62
35	@ Green Bay, 11/23/97
33	@ Jacksonville, 12/18/22

**Most Points, Both Teams, Second Half/OT**

58	vs. St. Louis, 9/28/75 (OT)
51	vs. Denver, 10/6/13
50	vs. Green Bay, 11/24/94
50	@ N.Y. Giants, 12/30/18

**Most Points, First Quarter**

28	vs. Philadelphia, 10/19/69
28	vs. N.Y. Jets, 12/4/71
21	Five times, last vs. Washington, 12/26/21

**Most Points, Opponent, First Quarter**

22	@ Cincinnati, 12/8/85
21	Nine times, last vs. Washington, 1/3/16

**Most Points, Both Teams, First Quarter**

35	vs. Philadelphia, 10/19/69
35	vs. Atlanta, 12/22/91
28	vs. St. Louis, 11/23/67
28	vs. N.Y. Jets, 12/4/71
28	@ Denver, 9/13/98
28	@ St. Louis, 10/19/08

**Most Points, Second Quarter**

29	vs. Atlanta, 11/14/21
24	Six times, last @ Washington, 10/2/94

**Most Points, Opponent, Second Quarter**

28	vs. Philadelphia, 11/15/04
28	@ Green Bay, 11/7/10
28	vs. Washington, 11/22/12

**Most Points, Both Teams, Second Quarter**

42	@ N.Y. Giants, 12/16/62
42	vs. Philadelphia, 11/15/04
38	vs. Kansas City, 11/10/75
38	vs. LA Raiders, 10/23/83

**Most Points, Third Quarter**

24	vs. Chicago, 12/27/92
21	Eight times, last @ Chicago, 12/4/14

**Most Points, Opponent, Third Quarter**

24	@ Tennessee, 12/25/00
22	@ Washington, 9/12/99
21	@ Washington, 12/17/61
21	@ Cincinnati, 12/8/85
21	@ Green Bay, 10/24/04
21	vs. New Orleans, 12/10/06

**Most Points, Both Teams, Third Quarter**

35	@ Washington, 12/17/61
35	vs. St. Louis, 9/28/75
31	vs. New Orleans, 12/10/06

**Most Points, Fourth Quarter**

33	vs. Indianapolis, 12/4/22
25	@ Carolina, 10/29/06
24	vs. Cleveland, 10/4/20

**Most Points, Opponent, Fourth Quarter**

24	@ Detroit, 10/27/13
22	@ Seattle, 12/6/04
21	Ten times, last vs. Washington, 11/26/20

**Most Points, Both Teams, Fourth Quarter**

41	@ Detroit, 10/27/13
36	@ Seattle, 12/6/04
35	vs. N.Y. Giants, 10/21/73
35	vs. San Francisco, 12/8/02

**Most Consecutive Games Scoring**

243	2003-18
218	1970-85
151	1991-2000

**TOUCHDOWNS****Most Touchdowns, Season**

64	2021*
60	1980
59	1983

**Most Touchdowns, Opponent, Season**

57	2020
52	1962
51	2010, 2013

**Fewest Touchdowns, Season**

23	1960
25	1989
26	2001, 2002, 2015

**Fewest Touchdowns, Opponent, Season**

23	1968
23	1973
23	1993

**Most Touchdowns, Game**

8	vs. Philadelphia, 10/9/66
8	vs. Detroit, 9/15/68
8	vs. San Francisco, 10/12/80
8	vs. Washington, 12/26/21
8	vs. Indianapolis, 12/4/22

**Most Touchdowns, Opponent, Game**

7	vs. Cleveland, 10/16/60
7	@ St. Louis, 12/9/62
7	@ Cincinnati, 12/8/85
7	vs. Philadelphia, 11/15/04
7	@ New Orleans, 11/10/13

**Most Touchdowns, Both Teams, Game**

12	vs. Buffalo, 9/19/71
12	vs. Denver, 10/6/13
11	@ San Francisco, 12/12/77
11	vs. Minnesota, 11/26/87
11	vs. Cleveland, 10/4/20
11	vs. Chicago, 10/30/22

**Most Consecutive Games Score Touchdown**

75	1979-84
73	1960-65
72	1965-70

**POINT AFTER TOUCHDOWN****Most Points After Touchdowns, Season**

59	1980
57	1983
56	1966, 2014

**Most Point After Touchdowns, Opponent, Season**

52	1962
49	1961
49	2010

**Most Point After Touchdowns, Game**

8	vs. Philadelphia, 10/9/66
8	vs. Detroit, 9/15/68
8	vs. San Francisco, 10/12/80
8	vs. Washington, 12/26/21

**Most Point After Touchdowns, Opponent, Game**

7	@ St. Louis, 12/9/62
7	vs. Philadelphia, 11/15/04
7	@ New Orleans, 11/10/13
6	13 times, last @ Denver, 9/17/17

**Most Consecutive Point After Touchdowns (Kicking)**

277	2010-17
236	2005-10
191	1996-2003

**Most Two Point Conversions, Attempted, Season**

10	2021*
6	2020
5	1997

**Most Two Point Conversions Attempted, Opponent, Season**

8	2020
7	2021*
6	2016

**Most Two Point Conversions Made, Season**

6 2021\*  
4 2020  
3 2012

**Most Two Point Conversions Made, Opponent, Season**

4 2020, 2021\*  
3 1999, 2017

**FIELD GOALS****Most Field Goals Attempted, Season**

41 2020  
40 2019  
39 1991

**Most Field Goals Attempted, Opponent, Season**

44 2008  
40 2022\*  
39 1991

**Fewest Field Goals Attempted, Season**

13 1960  
17 1980  
19 2002

**Fewest Field Goals Attempted, Opp., Season**

12 1976  
15 1977  
17 1992

**Most Field Goals Attempted, Game**

8 @ N.Y. Giants, 9/15/03  
7 @ Chicago, 11/24/68  
7 vs. Green Bay, 11/18/96

**Most Field Goals Attempted, Opponent, Game**

7 @ Philadelphia, 12/5/65  
7 vs. LA Rams, 10/1/17  
6 vs. San Francisco, 11/20/60  
6 vs. St. Louis, 12/18/71  
6 @ Green Bay, 10/1/72  
6 @ Arizona, 10/13/02  
6 @ Atlanta, 11/4/12

**Most Field Goals Attempted, Both Teams, Game**

9 @ Philadelphia, 12/5/65  
9 @ Chicago, 11/24/68  
9 @ N.Y. Giants, 9/15/03  
9 @ Atlanta, 11/4/12

**Most Field Goals Made, Season**

34 1997, 2020  
32 1996, 2011  
30 1993, 2019, 2019

**Most Field Goals Made, Opponent, Season**

38 2008  
34 2022\*  
30 2015

**Fewest Field Goals Made, Season**

6 1960  
9 1963, 1967  
10 1974, 1989

**Fewest Field Goals Made, Opponent, Season**

7 1976  
8 1967  
9 1968, 1969  
11 1978

**Most Field Goals Made, Game**

7 vs. Green Bay, 11/18/96  
7 @ N.Y. Giants, 9/15/03  
6 vs. Washington, 9/26/11

**Most Field Goals Made, Opponent, Game**

7 vs. LA Rams, 10/1/17  
5 vs. Atlanta, 10/20/96  
5 vs. Philadelphia, 11/18/01  
5 vs. N.Y. Giants, 10/28/12  
5 vs. Las Vegas, 11/25/21

**Most Field Goals Made, Both Teams, Game**

9 vs. Washington, 9/26/11  
8 @ N.Y. Giants, 9/15/03  
8 vs. LA Rams, 10/1/17

**Most Consecutive Games Scoring Field Goal**

18 1992-93  
15 1996-97  
14 2012, 2020-21

**SAFETIES****Most Safeties, Season**

3 1981  
2 Many times, last 2003

**Most Safeties, Opponent, Season**

2 1960, 1986, 1988, 2002, 2006

**Most Safeties, Game**

2 vs. Philadelphia, 11/19/72  
2 vs. Arizona, 10/5/03  
1 Many times, last vs. Washington, 1/3/16

**FIRST DOWNS****Most First Downs, Season**

390 2021\*  
379 2019  
371 2020

**Most First Downs, Opponent, Season**

388 2013  
359 2020  
330 2016

**Most First Downs, Both Teams, Season**

730 2020  
717 2021\*  
713 2013

**Fewest First Downs, Season**

180 1960  
211 1965  
237 2002

**Fewest First Downs, Opponent, Season**

199 1974  
200 1971  
228 2003

**Most First Downs, Game**

35 vs. Cleveland, 10/4/20  
33 vs. Atlanta, 9/20/20  
33 @ Detroit, 9/15/85

**Most First Downs, Opponent, Game**

40 @ New Orleans, 11/10/13  
34 vs. Denver, 10/6/13  
33 @ Houston, 11/10/91  
33 vs. New Orleans, 12/23/12  
33 @ Chicago, 12/9/13  
33 vs. Cleveland, 10/4/20

**Most First Downs, Both Teams, Game**

68 vs. Cleveland, 10/4/20  
58 vs. Denver, 10/6/13  
57 @ Oakland, 11/19/95  
57 @ Chicago, 12/9/13

**Fewest First Downs, Game**

6 @ Tennessee, 12/25/00  
7 @ N.Y. Giants, 12/16/89  
7 @ Washington, 12/30/07  
8 Nine times, last @ Washington, 12/29/02

**Fewest First Downs, Opponent, Game**

5 @ Philadelphia, 11/6/66  
5 @ Philadelphia, 9/23/74  
6 Four times, last vs. Philadelphia, 10/9/05

**Fewest First Downs, Both Teams, Game**

20 @ Green Bay, 10/24/65  
21 @ Philadelphia, 11/6/66  
21 @ Houston, 11/24/74  
21 @ N.Y. Giants, 12/16/89

**Most First Downs, Rushing, Season**

147 1974  
146 1978  
143 1980

**Most First Downs, Rushing, Opponent, Season**

142 2020  
137 2000  
122 1961, 2013

**Fewest First Downs, Rushing, Season**

57 1960  
70 1982  
76 2012

**Fewest First Downs, Rushing, Opp., Season**

52 1969  
59 1971  
68 1992, 2003

**Most First Downs, Rushing, Game**

19 @ Baltimore, 12/6/81  
 18 vs. Cleveland, 11/25/82  
 17 @ Green Bay, 11/12/78  
 17 vs. Washington, 11/22/81

**Most First Downs, Rushing, Opponent, Game**

17 @ Chicago, 9/30/84  
 17 vs. Philadelphia, 9/3/00  
 17 @ Washington, 12/30/12

**Fewest First Downs, Rushing, Game**

0 vs. Philadelphia, 11/1/70  
 0 @ Washington, 12/30/07  
 0 vs. Minnesota, 11/10/19  
 1 Many times, last @ Kansas City, 11/21/21

**Fewest First Downs, Rushing, Opponent, Game**

0 Eight times, last vs. Indianapolis, 12/21/14  
 1 Many times, last vs. Philadelphia, 9/27/21

**Most First Downs, Passing, Season**

248 2021\*  
 237 2012  
 231 2020

**Most First Downs, Passing, Opponent, Season**

231 2013  
 226 2016  
 200 2010

**Fewest First Downs, Passing, Season**

95 1970  
 105 1960  
 110 2001

**Fewest First Downs, Passing, Opp., Season**

94 1977  
 97 1960  
 127 2003

**Most First Downs, Passing, Game**

29 vs. Cleveland, 10/4/20  
 25 @ New England, 10/17/21  
 24 vs. Chicago, 10/1/12

**Most First Downs, Passing, Opponent, Game**

25 vs. New Orleans, 12/23/12  
 22 vs. Washington, 11/18/07  
 22 @ Pittsburgh, 11/13/16  
 22 @ Tampa Bay, 9/9/21

**Fewest First Downs, Passing, Game**

1 vs. Tampa Bay, 9/9/01  
 2 @ Phoenix, 10/14/90  
 2 @ Tennessee, 12/25/00

**Fewest First Downs, Passing, Opponent, Game**

1 Three times, last @ N.Y. Jets, 12/21/75

**Most First Downs, Penalty, Season**

44 2005  
 38 2015  
 33 1985

**Most First Downs, Penalty, Opponent, Season**

38 1997  
 38 2019  
 37 2020  
 37 2021\*

**Fewest First Downs, Penalty, Season**

9 1961, 1962, 1971  
 11 1963, 1967  
 18 1996, 2008

**Fewest First Downs, Penalty, Opp., Season**

10 1969  
 12 1961  
 16 1991

**Most First Downs, Penalty, Game**

10 vs. Cleveland, 11/18/12  
 9 vs. Detroit, 11/20/05  
 7 vs. Washington, 12/26/93

**Most First Downs, Penalty, Opponent, Game**

7 @ N.Y. Jets, 10/4/87  
 7 vs. Tampa Bay, 12/23/18  
 7 @ Minnesota, 10/31/21  
 7 vs. Las Vegas, 11/25/21

**NET YARDS GAINED RUSHING AND PASSING****Most Yards Gained, Season**

6,919 2021\*  
 6,904 2019  
 6,390 2009

**Most Yards Gained, Opponent, Season**

6,645 2013  
 6,183 2020  
 5,967 2021\*

**Fewest Yards Gained, Season**

3,153 1960  
 3,704 1964  
 4,081 1990

**Fewest Yards Gained, Opponent, Season**

3,213 1977  
 3,463 1974  
 3,933 1992

**Most Yards Gained, Game**

652 vs. Philadelphia, 10/9/66  
 583 vs. Baltimore, 9/4/78  
 578 vs. St. Louis Cardinals, 9/30/73

**Most Yards Gained, Opponent, Game**

625 @ New Orleans, 11/10/13  
 623 @ Detroit, 10/27/13  
 583 @ Houston, 11/10/91

**Most Yards Gained, Both Teams, Game**

1,074 vs. Cleveland, 10/4/20  
 1,045 @ Washington, 9/12/99 (OT)  
 1,039 vs. Denver, 10/6/13

**Fewest Yards Gained, Game**

90 vs. Philadelphia, 9/15/91  
 95 @ Tennessee, 12/25/00  
 100 @ Phoenix, 10/14/90

**Fewest Yards Gained, Opponent, Game**

62 vs. Seattle, 10/11/92  
 63 @ Green Bay, 10/24/65  
 80 @ Philadelphia, 11/6/66

**Fewest Yards Gained, Both Teams, Game**

255 @ Green Bay, 10/24/65  
 320 @ Philadelphia, 11/6/66  
 333 @ Houston, 11/24/74

**Most Consecutive Games, 300 or More Yards**

18 2019-20  
 17 1975-76  
 15 1978-79

**Most Consecutive Games, 400 or More Yards**

8 2016  
 4 1976, 2014, 2018-19, 2019, 2020, 2021, 2022

**RUSHING****ATTEMPTS****Most Rushing Attempts, Season**

630 1981  
 625 1978  
 594 1980

**Most Rushing Attempts, Opponent, Season**

543 1989  
 538 2000  
 511 1997

**Fewest Rushing Attempts, Season**

312 1960  
 336 2013  
 355 1989, 2012

**Fewest Rushing Attempts, Opponent, Season**

313 1969  
 339 1967  
 340 2016

**Most Rushing Attempts, Game**

66 @ Baltimore, 12/6/81  
 59 vs. San Francisco, 10/12/80  
 58 @ Green Bay, 11/12/78

**Most Rushing Attempts, Opponent, Game**

53 vs. N.Y. Giants, 11/7/76  
 52 vs. N.Y. Giants, 12/17/72  
 51 vs. N.Y. Giants, 9/16/90

**Fewest Rushing Attempts, Game**

9	vs. Minnesota, 11/3/13
10	@ New Orleans, 9/10/89
10	@ Philadelphia, 10/30/11
11	vs. N.Y. Giants, 9/16/90
11	vs. Washington, 9/28/08
11	vs. Washington, 11/22/12
11	vs. New Orleans, 12/23/12

**Fewest Rushing Attempts, Opponent, Game**

9	vs. Philadelphia, 10/9/05
10	vs. Philadelphia, 1/3/10
10	vs. Indianapolis, 12/21/14
11	@ Atlanta, 12/21/92

**YARDS****Most Yards Gained Rushing, Season**

2,783	1978
2,711	1981
2,454	1974

**Most Yards Gained Rushing, Opponent, Season**

2,636	2000
2,541	2020
2,242	1960

**Fewest Yards Gained Rushing, Season**

1,049	1960
1,265	2012
1,409	1989

**Fewest Yards Gained Rushing, Opp., Season**

1,050	1969
1,094	1967
1,144	1971

**Most Yards Gained Rushing, Game**

354	@ Baltimore, 12/6/81
313	@ Green Bay, 11/12/78
299	vs. Cleveland, 11/25/82

**Most Yards Gained Rushing, Opponent, Game**

307	vs. Cleveland, 10/4/20
306	vs. Philadelphia, 9/3/00
294	@ Baltimore, 12/3/20

**Most Yards Gained Rushing, Both Teams, Game**

510	@ Baltimore, 12/6/81
466	vs. Philadelphia, 10/22/61
450	vs. N.Y. Giants, 10/15/61

**Fewest Yards Gained Rushing, Game**

1	@ Washington, 12/30/07
8	@ New Orleans, 12/6/98
19	vs. N.Y. Giants, 10/28/12

**Fewest Yards Gained Rushing, Opponent, Game**

1	vs. Indianapolis, 12/21/14
7	vs. Pittsburgh, 10/30/66
7	@ Philadelphia, 9/20/15
11	@ Cleveland, 9/17/67

**AVERAGE GAIN****Highest Average Gain Rushing, Season**

4.82	2009
4.80	2016, 2019
4.70	1962

**Highest Average Gain Rushing, Opponent, Season**

5.04	1960
4.98	2020
4.92	1961

**Lowest Average Gain Rushing, Season**

3.37	1960
3.45	1996
3.55	1994

**Lowest Average Gain Rushing, Opponent, Season**

3.22	1974
3.23	1967
3.24	1971
3.45	2003

**TOUCHDOWNS****Most Touchdowns Rushing, Season**

29	1995
26	1980, 1994
25	1971

**Most Touchdowns, Rushing, Opponent, Season**

24	1960
20	2020
19	1987

**Fewest Touchdowns, Rushing, Season**

5	2011
6	1960, 1961, 1997
7	1989, 2002

**Fewest Touchdowns, Rushing, Opp., Season**

2	1968
3	1969
5	1973

**Most Touchdowns, Rushing, Game**

5	@ Philadelphia, 9/29/68
5	@ Buffalo, 9/19/71
5	vs. Phoenix, 12/16/90

**Most Touchdowns, Rushing, Opponent, Game**

5	Four times, last vs. Philadelphia, 10/10/65
4	Many times, last vs. Green Bay, 10/6/19

**Most Touchdowns, Rushing, Both Teams, Game**

6	Eight times, last vs. Chicago, 10/30/22
---	---

**PASSING****ATTEMPTS****Most Passes Attempted, Season**

658	2012
647	2021*
639	2020

**Most Passes Attempted, Opponent, Season**

632	2016
623	2013
612	2021*

**Fewest Passes Attempted, Season**

297	1970
321	1973
413	2001

**Fewest Passes Attempted, Opponent, Season**

293	1960
326	1961
432	1978

**Most Passes Attempted, Game**

62	@ Detroit, 9/15/85
62	vs. N.Y. Giants, 10/28/12
62	vs. Washington, 11/22/12
58	vs. Cleveland, 10/4/20
58	@ Tampa Bay, 9/9/21

**Most Passes Attempted, Opponent, Game**

59	vs. Kansas City, 11/20/83
56	@ Houston, 11/10/91
56	@ Arizona, 11/15/98
55	Four times, last vs. Washington, 11/18/07

**Most Passes Attempted, Both Teams, Game**

108	@ Tampa Bay, 9/9/21
99	@ Philadelphia, 10/23/88
97	@ Seattle, 9/27/20

**Fewest Passes Attempted, Game**

8	vs. Washington, 12/10/00
11	vs. Atlanta, 10/11/70
11	vs. N.Y. Giants, 10/21/73
12	vs. Philadelphia, 10/14/62

**Fewest Passes Attempted, Opponent, Game**

10	vs. Washington, 10/3/71
10	vs. Miami, 11/22/73
12	@ Pittsburgh, 11/20/77

**Fewest Passes Attempted, Both Teams, Game**

28	@ N.Y. Jets, 12/21/75
29	vs. Atlanta, 10/11/70
31	@ N.Y. Giants, 10/10/76

**COMPLETIONS****Most Passes Completed, Season**

444	2021*
434	2012
413	2020

**Most Passes Completed, Opponent, Season**

425	2016
403	2013
376	2011

**Fewest Passes Completed Season**

149	1970
163	1960
210	2001

**Fewest Passes Completed, Opponent, Season**

146 1960  
 154 1977  
 202 1978

**Most Passes Completed, Game**

42 vs. Philadelphia, 12/9/18  
 42 @ Tampa Bay, 9/9/21  
 41 @ N.Y. Giants, 12/6/09  
 41 vs. Cleveland, 10/4/20

**Most Passes Completed, Opponent, Game**

41 @ Houston, 11/10/91  
 41 vs. Washington, 11/24/16  
 37 vs. New Orleans, 12/23/12  
 37 @ Pittsburgh, 11/13/16

**Most Pass Completions, Both Teams, Game**

74 @ Tampa Bay, 9/9/21  
 65 @ Houston, 11/10/91  
 64 vs. Philadelphia, 12/9/18  
 64 @ Seattle, 9/27/20

**Fewest Passes Completed, Game**

4 vs. Atlanta, 10/11/70  
 5 vs. Washington, 12/12/76  
 5 vs. Washington, 12/10/00  
 5 @ Tennessee, 12/25/00

**Fewest Passes Completed, Opponent, Game**

2 @ N.Y. Jets, 12/21/75  
 4 Four times, last vs. Rams, 9/21/75

**Fewest Pass Completions, Both Teams, Game**

8 @ N.Y. Jets, 12/21/75  
 14 Five times, last vs. Rams, 9/21/75

**YARDS**

**Most Yards Gained, Passing, Season**

4,800 2021\*  
 4,751 2019  
 4,729 2012

**Most Yards Gained, Passing, Opponent, Season**

4,589 2013  
 4,167 2016  
 4,049 2021\*

**Fewest Yards Gained, Passing, Season**

2,013 1964  
 2,104 1960  
 2,149 1970

**Fewest Yards Gained, Passing, Opp., Season**

1,562 1977  
 1,909 1976  
 1,913 1970

**Most Yards Gained, Passing, Game**

481 vs. Cleveland, 10/4/20  
 470 vs. Denver, 10/6/13  
 461 @ Seattle, 9/27/20

**Most Yards Gained, Passing, Opponent, Game**

480 @ Detroit, 10/27/13  
 449 vs. Washington, 11/24/16  
 448 @ Arizona, 11/15/98

**Most Yards Gained, Passing, Both Teams, Game**

884 vs. Denver, 10/6/13  
 852 vs. New Orleans, 12/23/12  
 808 vs. Minnesota, 11/26/98

**Fewest Yards Gained, Passing, Game**

-1 @ Green Bay, 10/24/65  
 10 @ Tennessee, 12/25/00  
 16 @ St. Louis, 12/10/1961

**Fewest Yards Gained, Passing, Opp., Game**

-10 @ Green Bay, 10/24/65  
 -1 @ N.Y. Jets, 12/21/75  
 1 vs. Washington, 10/16/77

**Fewest Yards Gained, Pass., Both Teams, Game**

-11 @ Green Bay, 10/24/65  
 83 vs. Atlanta, 10/11/70  
 85 @ N.Y. Jets, 12/21/75

**COMPLETION PERCENTAGE**

**Highest Completion Percentage, Season**

68.9 2014 (328-of-476)  
 68.6 2021 (444-of-647)\*  
 67.6 2018 (356-of-527)

**Highest Completion Percentage, Opp., Season**

67.7 2018 (367-of-542)  
 67.2 2016 (425-of-632)  
 66.5 2014 (371-of-558)

**Lowest Completion Percentage, Season**

46.0 1960 (163-of-354)  
 46.4 1965 (168-of-362)  
 47.5 1964 (192-of-404)  
 50.8 2001 (210-of-413)

**Lowest Completion Percentage, Opp., Season**

41.6 1977 (154-of-370)  
 43.4 1975 (162-of-373)  
 46.2 1981 (236-of-511)

**Highest Completion Percentage, Game (10 att.)**

90.5 vs. Indianapolis, 12/21/14 (19-of-21)  
 88.9 vs. Tampa Bay, 12/18/16 (32-of-36)  
 88.5 vs. Buffalo, 11/13/11 (23-of-26)

**Highest Completion Percentage, Opponent, Game (10 att.)**

85.7 @ Detroit, 12/11/60 (12-of-14)  
 84.2 @ New Orleans, 9/10/89 (16-of-19)  
 84.0 vs. Pittsburgh, 10/17/04 (21-of-25)

**Highest Completion Percentage, Both Teams, Game**

80.6 @ N.Y. Giants, 10/10/76 (25-of-31)  
 79.4 @ LA Chargers, 9/19/21 (54-of-68)  
 79.1 vs. N.Y. Giants, 9/10/17 (53-of-67)

**Lowest Completion Percentage, Game**

22.7 vs. Washington, 12/12/76 (5-of-22)  
 25.0 @ Tennessee, 12/25/00 (5-of-20)  
 28.6 vs. Washington, 9/26/65 (6-of-21)

**Lowest Completion Percentage, Opp., Game**

16.7 @ N.Y. Jets, 12/21/75 (2-of-12)  
 18.2 @ St. Louis, 10/23/60 (4-of-22)  
 21.1 @ Green Bay, 10/24/65 (4-of-19)

**Lowest Completion Per., Both Teams, Game**

28.6 @ N.Y. Jets, 12/21/75 (8-of-28)  
 30.4 @ St. Louis, 10/23/60 (14-of-46)  
 33.3 @ Washington, 12/14/03 (17-of-51)

**TOUCHDOWNS**

**Most Touchdowns, Passing, Season**

40 2021\*  
 37 2014  
 36 2007

**Most Touchdowns, Passing, Opponent, Season**

34 2020  
 33 1962, 2010, 2013  
 31 1963, 2004

**Fewest Touchdowns, Passing, Season**

10 1964  
 12 1990, 1996

**Fewest Touchdowns, Passing, Opp., Season**

10 1970, 1996  
 11 1978

**Most Touchdowns, Passing, Game**

5 13 times, last @ Philadelphia, 1/8/22

**Most Touchdowns, Passing, Opponent, Game**

6 @ N.Y. Giants, 12/16/62  
 5 Nine times, last @ Seattle, 9/27/20

**SACKS**

**TOTAL SACKS**

**Most Sacks, Season**

62 1985  
 60 1966  
 59 2008

**Most Sacks, Opponent, Season**

68 1964  
 60 1986  
 56 2018

**Fewest Sacks, Season**

20 1960, 1963  
 21 1961  
 23 1991

**Fewest Sacks, Opponent, Season**

18 1995  
 19 1996, 1998  
 20 1994

**Most Sacks, Game**

12	@ Pittsburgh, 11/20/66
12	@ Houston, 9/29/85
11	@ Detroit, 10/6/75
11	@ N.Y. Jets, 10/4/87

**Most Sacks, Opponent, Game**

11	@ San Diego, 11/16/86
11	vs. Philadelphia, 9/15/91
10	vs. New England, 11/22/84

**Most Sacks, Both Teams, Game**

17	@ Pittsburgh, 11/20/66
15	@ San Diego, 11/16/86
14	Four times, last @ Houston, 9/29/85

**Games With No Sacks Allowed, Season**

8	1994
6	1995
5	Five times, last 2008

**SACK YARDAGE****Most Sack Yardage, Season**

459	1985
452	1969
442	1978

**Most Sack Yardage, Opponent, Season**

503	1964
498	1986
403	1987

**Fewest Sack Yardage, Season**

130	2001
137	2002
151	1991, 2019

**Fewest Sack Yardage, Opponent, Season**

93	1994
110	1998
112	1992

**Most Sack Yardage, Game**

84	vs. Detroit, 10/6/75
84	@ Houston, 11/24/74
82	@ Houston, 9/29/85

**Most Sack Yardage, Opponent, Game**

93	@ San Diego, 11/16/86
77	vs. San Francisco, 11/23/72
71	@ Atlanta, 9/15/74

**INTERCEPTIONS****TOTAL INTERCEPTIONS****Most Interceptions, Season**

37	1981
33	1985
29	1967

**Most Interceptions, Opponent, Season**

33	1960
28	1967
27	1961, 1988, 1989

**Fewest Interceptions, Season**

6	2016
7	1989, 1997, 2012, 2019
8	2008, 2015

**Fewest Interceptions, Opponent, Season**

6	1993
8	1998, 2018
9	2009, 2016

**Most Interceptions, Game**

7	@ Philadelphia, 9/26/71
6	vs. Washington, 9/9/85
5	Seven times, last vs. Miami, 11/25/99

**Most Interceptions, Opponent, Game**

5	Eight times, last vs. Chicago, 10/1/12
---	--

**YARDS GAINED****Most Yards, Season**

549	1963
523	1980
482	1981

**Most Yards, Opponent, Season**

589	1961
526	2004
437	1963

**Fewest Yards, Season**

33	2009
36	2008
37	1989

**Fewest Yards, Opponent, Season**

33	2016
47	1993
77	2018

**Most Yards, Game**

183	vs. Washington, 11/3/63
154	vs. Atlanta, 9/20/99
150	@ Philadelphia, 9/26/71

**Most Yards, Opponent, Game**

138	vs. N.Y. Giants, 10/15/61
129	@ Minnesota, 10/18/70
127	@ Cleveland, 10/23/66

**TOUCHDOWNS****Most Touchdowns By Interceptions, Season**

5	2021*
4	1985, 1995, 1999

**Most Touchdowns By Interceptions, Opp, Season**

5	1961, 1963
4	1964, 1984, 1990, 2001, 2004, 2015, 2017

**PUNTING****TOTAL PUNTS****Most Punts, Season**

113	2002
108	1984
95	2003

**Most Punts, Opponent, Season**

108	1978
105	2003
103	1977

**Fewest Punts, Season**

50	2020
51	1972, 2019
55	1995

**Fewest Punts, Opponent, Season**

43	1961
50	1960, 1963
54	2020

**Most Punts, Game**

11	vs. Green Bay, 9/23/84
10	10 times, last @ Washington, 1/7/23

**Most Punts, Opponent, Game**

11	@ Rams, 9/30/62
11	@ Atlanta, 9/15/74
11	vs. Buffalo, 11/15/76
11	vs. New England, 11/22/84
10	Many times, last vs. Chicago, 11/25/04

**Most Punts, Both Teams, Game**

21	vs. Buffalo, 11/15/76
21	vs. New England, 11/22/84
20	vs. Green Bay, 9/23/84

**Fewest Punts, Game**

0	vs. Cleveland, 12/3/61
0	vs. Detroit, 9/15/68
0	vs. Baltimore, 9/4/78
0	vs. Cincinnati, 11/12/00

**Fewest Punts, Opponent, Game**

0	Seven times, last vs. Philadelphia, 12/24/22
---	--

**Fewest Punts, Both Teams, Game**

1	vs. Cleveland, 12/3/61
1	vs. Denver, 10/6/13
1	@ LA Chargers, 9/19/21
1	vs. Philadelphia, 12/24/22
2	vs. Philadelphia, 10/22/61
2	@ Baltimore, 12/3/20

**Consecutive Punts, No Blocks**

611	1989-98
396	1961-66
382	1978-83

**Consecutive Punts, No Blocks, Opponent**

628	2002-10
591	1977-84
582	1992-99

**AVERAGE YARDAGE**

**Highest Average Distance, Punting, Season**

48.4 2022\*  
48.4 2021\*  
48.2 2006

**Highest Average Distance, Punting, Opponent, Season**

47.5 2011  
47.2 2013  
46.2 1996, 2019

**Highest Avg. Distance, Punting, Game (4 punts)**

56.8 vs. Houston, 10/15/06  
55.3 vs. Chicago, 9/28/97  
55.3 @ San Francisco, 10/2/16

**Highest Average Distance, Punting, Opponent, Game (4 punts)**

56.8 vs. Washington, 12/29/19  
56.8 vs. Washington, 12/29/19  
55.8 vs. LA Rams, 12/15/19  
55.3 vs. St. Louis, 9/30/07  
55.3 @ San Francisco, 9/18/11

**PUNT RETURNS**

**TOTAL RETURNS**

**Most Punt Returns, Season**

63 1978  
62 1974  
61 1977

**Most Punt Returns, Opponent, Season**

58 2002  
55 1984  
53 1983

**Fewest Punt Returns, Season**

18 1962  
21 2018  
23 1960, 1961, 1963, 1995, 2019

**Fewest Punt Returns, Opponent, Season**

15 1972, 2020  
17 1961  
18 2017, 2019

**Most Punt Returns, Game**

9 vs. Buffalo, 11/15/76  
8 vs. Cleveland, 11/25/82  
8 @ Houston, 12/13/82  
8 @ Washington, 9/27/04  
8 @ Detroit, 11/3/02

**Most Punt Returns, Opponent, Game**

8 vs. N.Y. Giants, 11/4/84  
7 Six times, last @ Washington, 1/7/23

**YARDS GAINED**

**Most Yards, Punt Returns, Season**

573 1974  
556 1980  
550 1992

**Most Yards, Punt Returns, Opponent, Season**

637 2002  
588 1983  
493 2001

**Fewest Yards, Punt Returns, Season**

81 1962  
103 1961  
119 2018

**Fewest Yards, Punt Returns, Opponent, Season**

41 1972  
52 1964  
75 2017

**Most Yards, Punt Returns, Game**

126 vs. Green Bay, 11/29/64  
124 @ Philadelphia, 12/15/91  
122 vs. Pittsburgh, 12/8/68

**Most Yards, Punt Returns, Opponent, Game**

139 @ Atlanta, 11/11/01  
123 @ N.Y. Giants, 10/18/99  
112 @ St. Louis, 10/13/74

**TOUCHDOWNS**

**Most Touchdowns, Punt Returns, Season**

3 2010  
2 1968, 1992, 1993, 1998, 2000, 2009

**Most Touchdowns, Punt Returns, Opp., Season**

1 15 times, last 2012

**KICKOFF RETURNS**

**TOTAL RETURNS**

**Most Kickoff Returns, Season**

78 2004  
77 1989  
74 2010

**Most Kickoff Returns, Opponent, Season**

86 2007  
85 1995  
82 1994

**Fewest Kickoff Returns, Season**

13 2018  
20 2019  
24 2016

**Fewest Kickoff Returns, Opponent, Season**

18 2021\*  
21 2022\*  
23 2015

**Most Kickoff Returns, Game**

9 @ Minnesota, 10/18/70  
8 Seven times, last @ Chicago, 12/9/13

**Most Kickoff Returns, Opponent, Game**

10 vs. Detroit, 9/15/68  
9 Five times, last vs. N.Y. Jets, 12/4/71

**YARDS GAINED**

**Most Yards, Kickoff Returns, Season**

1,709 1989  
1,603 2004  
1,572 2010

**Most Yards, Kickoff Returns, Opponent, Season**

1,979 2007  
1,806 1983  
1,709 1978, 1994

**Fewest Yards, Kickoff Returns, Season**

283 2018  
325 2019  
492 2016

**Fewest Yards, Kickoff Returns, Opponent, Season**

468 2021\*  
509 2022\*  
549 2015

**Most Yards, Kickoff Returns, Game**

260 vs. San Francisco, 11/7/65  
252 vs Philadelphia, 9/15/08  
240 @ Philadelphia, 9/22/02

**Most Yards, Kickoff Returns, Opponent, Game**

261 @ Philadelphia, 11/6/66  
258 vs. Green Bay, 10/3/93  
245 vs. New England, 10/24/71

**TOUCHDOWNS**

**Most Touchdowns, Kickoff Returns, Season**

2 1971, 2002  
1 13 times, last 2021

**Most Touchdowns, Kickoff Returns, Opponent, Season**

3 1966  
1 Twelve times, last 2015

**FUMBLES**

**TOTAL FUMBLES**

**Most Fumbles, Season**

46 1961  
45 1981  
44 1986

**Most Fumbles, Opponent, Season**

44 1973  
43 1975, 1981

**Fewest Fumbles, Season**

11 2017  
14 2022\*  
15 2019

**Fewest Fumbles, Opponent, Season**

12 2015  
14 2021\*  
15 1994

**Most Fumbles, Game**

- 8 @ Tennessee, 12/25/00
- 7 vs. N.Y. Giants, 10/11/71
- 7 vs. New Orleans, 11/25/10
- 6 Seven times, last vs. Washington 9/26/11

**Most Fumbles, Opponent, Game**

- 7 @ Washington, 11/28/65
- 7 vs. Kansas City, 11/10/75
- 6 Six times, last @ N.Y. Giants, 11/4/01

**FUMBLES LOST****Most Fumbles Lost, Season**

- 21 1961, 1971, 1979

**Most Fumbles Lost, Opponent, Season**

- 25 1971
- 23 1973
- 21 1983

**Fewest Fumbles Lost, Season**

- 5 2007, 2022\*
- 7 1998, 2019

**Fewest Fumbles Lost, Opponent, Season**

- 3 2015
- 6 1995
- 8 2021\*

**Most Fumbles Lost, Game**

- 5 @ New Orleans, 11/3/68
- 5 vs. N.Y. Giants, 10/11/71
- 5 vs. Kansas City, 11/10/75

**Most Fumbles Lost, Opponent, Game**

- 5 Four times, last vs. Raiders, 10/23/83

**Most Consecutive Games Without Losing Fumble**

- 7 1998, 2020-21
- 6 2013

**PENALTIES****TOTAL PENALTIES****Most Penalties, Season**

- 141 1988
- 136 1999
- 131 1987

**Most Penalties, Opponent, Season**

- 142 2005
- 121 2021\*
- 120 1998

**Fewest Penalties, Season**

- 47 1961
- 62 1960, 1962
- 74 1991

**Fewest Penalties, Opponent, Season**

- 38 1961
- 50 1965
- 52 1963, 1973
- 69 2001

**Most Penalties, Game**

- 18 @ Philadelphia, 9/20/15
- 17 @ Cleveland, 12/4/88
- 16 @ N.Y. Jets, 10/4/87
- 16 @ Philadelphia, 10/23/88

**Most Penalties, Opponent, Game**

- 17 vs. Detroit, 11/20/05
- 14 vs. Tampa Bay, 10/9/83
- 14 vs. Carolina, 10/20/02
- 14 @ Philadelphia, 11/14/05
- 14 vs. Las Vegas, 11/25/21

**Most Penalties, Both Teams, Game**

- 28 vs. Las Vegas, 11/25/21
- 26 vs. Tampa Bay, 10/9/83
- 26 @ N.Y. Jets, 10/4/87
- 26 @ Cleveland, 12/4/88
- 26 @ Philadelphia, 9/20/15

**Fewest Penalties, Game**

- 0 @ St. Louis, 12/10/61
- 0 vs. Washington, 11/23/80
- 0 @ Washington, 11/5/89
- 0 vs. Arizona, 10/30/05

**Fewest Penalties, Opponent, Game**

- 0 @ Pittsburgh, 10/21/62
- 0 @ Philadelphia, 12/5/65
- 0 @ Seattle, 12/16/01
- 0 @ Philadelphia, 12/28/08
- 0 @ N.Y. Jets, 9/11/11
- 0 vs. Pittsburgh, 12/16/12
- 0 @ Philadelphia, 11/11/18

**YARDS PENALIZED****Most Yards Penalized, Season**

- 1,196 1999
- 1,148 1988
- 1,108 1998

**Most Yards Penalized, Opponent, Season**

- 1,015 2005
- 999 2000
- 990 1985

**Fewest Yards Penalized, Season**

- 427 1961
- 600 1960
- 610 1991

**Fewest Yards Penalized, Opponent, Season**

- 362 1961
- 479 1963
- 483 1965
- 601 2008

**Most Yards Penalized, Game**

- 166 vs. Las Vegas, 11/25/21
- 161 @ Washington, 11/2/70
- 159 vs. Philadelphia, 10/13/68

**Most Yards Penalized, Opponent, Game**

- 185 vs. Tampa Bay, 10/9/83
- 166 @ St. Louis, 10/9/77
- 150 @ N.Y. Jets, 10/4/87

**Most Yards Penalized, Both Teams, Game**

- 294 vs. Tampa Bay, 10/9/83
- 281 @ N.Y. Jets, 10/4/87
- 276 vs. Las Vegas, 11/25/21

**Fewest Yards Penalized, Game**

- 0 @ St. Louis, 12/10/61
- 0 vs. Washington, 11/23/80
- 0 @ Washington, 11/5/89
- 0 vs. Arizona, 10/30/05

**Fewest Yards Penalized, Opponent, Game**

- 0 @ Pittsburgh, 10/21/62
- 0 @ Philadelphia, 12/5/65
- 0 @ Seattle, 12/16/01
- 0 @ Philadelphia, 12/28/08
- 0 @ N.Y. Jets, 9/11/11
- 0 vs. Pittsburgh, 12/16/12
- 0 @ Philadelphia, 11/11/18

**BLOCKED KICKS****BLOCKS**

(Extra Points, Field Goals and Punts)

**Most, Season**

- 14 1965
- 7 1968
- 6 1963, 1973

**Most, Season, Opponent**

- 7 1973
- 6 1960, 2001
- 4 1965, 1977, 1989

**Most, Game**

- 3 @ Pittsburgh, 10/31/65
- 2 11 times, last vs. Detroit, 9/19/94

**Most, Game, Opponent**

- 3 @ Washington, 10/8/73
- 2 Nine times, last @ Oakland, 10/7/01

**BLOCKED EXTRA POINTS****Most, Season**

- 4 1965
- 3 2003
- 2 1963, 1968, 1979

**Most, Season, Opponent**

- 2 1960, 1979
- 1 10 times, last vs. Indianapolis, 12/4/22

**Most, Game**

- 2 @ Pittsburgh, 10/31/65
- 1 Many times, last @ Washington, 12/12/21

**Most, Game, Opponent**

- 2 vs. Philadelphia, 9/30/60
- 2 @ Minnesota, 10/7/79
- 1 10 times, last vs. Indianapolis, 12/4/22



**BLOCKED FIELD GOALS**

- Most, Season**  
 9 1965  
 5 1968  
 4 1963, 1969, 1973, 1978
- Most, Season, Opponent**  
 5 1973  
 4 1960  
 3 1965, 1991, 2001
- Most, Game**  
 2 Five times, last vs. Detroit, 9/19/94
- Most, Game, Opponent**  
 2 Six times, last @ Oakland, 10/7/01

**BLOCKED PUNTS**

- Most, Season**  
 4 1976  
 3 1991, 2021\*  
 2 1973, 1977, 1990, 1992
- Most, Season, Opponent**  
 3 2001  
 2 1973, 1976, 1989
- Most, Game**  
 2 vs. N.Y. Giants, 10/21/73  
 2 @ Houston, 11/10/91
- Most, Game, Opponent**  
 1 Many times, last @ LA Rams, 10/9/22  
 1 Many times, last @ New England, 11/04/19

**LARGEST MARGIN**

- VICTORY**
- 49 pts, (56-7) vs. Philadelphia, Oct. 9, 1966
  - 46 pts, (59-13) @ Detroit, Sept. 15, 1968
  - 45 pts, (52-7) vs. N.Y. Giants, Sept. 18, 1966
  - 45 pts, (59-14) vs. San Fran., Oct. 12, 1980
  - 44 pts, (51-7) vs. Seattle, Nov. 27, 1980
  - 42 pts, (52-10) vs. Houston, Dec. 20, 1970
  - 42 pts, (52-10) vs. N.Y. Jets, Dec. 4, 1971
  - 42 pts, (56-14) vs. Washington, Dec. 26, 2021
  - 41 pts, (48-7) vs. Arizona, Oct. 22, 2000
  - 40 pts, (43-3) vs. Atlanta, Nov. 14, 2021
  - 38 pts, (38-0) vs. Baltimore, Sept. 4, 1978
  - 37 pts, (40-3) vs. New Orleans, Sept. 24, 1973
  - 37 pts, (37-0) vs. Detroit, Oct. 30, 1977
  - 37 pts, (44-7) vs. Buffalo, Nov. 13, 2011
  - 37 pts, (40-3) @ Minnesota, Nov. 11, 2022

- DEFEAT**
- 44 pts, (0-44) vs. Chicago, Nov. 17, 1985
  - 41 pts, (7-48) vs. Cleveland, Oct. 16, 1960
  - 41 pts, (13-54) @ Minnesota, Oct. 18, 1970
  - 40 pts, (3-43) vs. Minnesota, Nov. 13, 1988
  - 38 pts, (7-45) vs. Baltimore, Oct. 30, 1960
  - 38 pts, (0-38) vs. St. Louis, Nov. 16, 1970
  - 38 pts, (6-44) @ Philadelphia, Dec. 28, 2008
  - 38 pts, (7-45) @ Green Bay, Nov. 7, 2010
  - 36 pts, (7-43) vs. Philadelphia, Oct. 22, 1961
  - 34 pts, (7-41) @ Green Bay, Nov. 13, 1960
  - 33 pts, (3-36) vs. Philadelphia, Nov. 18, 2001
  - 32 pts, (20-52) @ St. Louis, Dec. 9, 1962
  - 32 pts, (10-42) @ Cleveland, Nov. 2, 1969
  - 32 pts, (17-49) @ New Orleans, Nov. 10, 2013

**TEMPERATURE AT KICKOFF**

COWBOYS WARMEST GAMES				
DATE	TEAM	W/L	SCORE	TEMP.
9/3/00	Philadelphia	L	14-41	109°
9/7/97	@ Arizona (OT)	L	22-25	101°
9/10/00	@ Arizona	L	31-32	100°
9/20/92	Phoenix	W	31-20	99°
9/13/81	St. Louis	W	30-17	98°
9/12/88	@ Phoenix	W	17-14	98°
9/12/93	Buffalo	L	10-13	97°
9/6/98	Arizona	W	38-10	97°
9/16/90	N.Y. Giants	L	7-28	96°
9/21/80	Tampa Bay	W	28-17	95°
9/15/97	Philadelphia	W	21-20	95°

**Playoffs**

1/14/96	Green Bay	W	38-27	72°
12/19/76	LA Rams	L	12-14	71°
1/21/79	*Pittsburgh	L	31-35	71°
1/17/71	*Baltimore	L	13-16	70°

\*Super Bowl games played in Miami

COWBOYS COLDEST GAMES				
DATE	TEAM	W/L	SCORE	TEMP.
12/9/13	@ Chicago	L	28-45	8°
12/15/63	@ St. Louis	W	28-24	16°
12/6/92	@ Denver	W	31-27	19°
12/10/95	@ Phila.	L	17-20	19°
12/16/89	@ N.Y. Giants	L	0-15	20°
12/15/68	@ N.Y. Giants	W	28-10	21°
12/11/60	@ Detroit	L	14-23	22°
12/16/73	@ St. Louis	W	30-3	22°
11/23/97	@ Green Bay	L	17-45	22°
12/07/08	@ Pittsburgh	L	13-20	22°
12/19/81	@ N.Y. Giants	L	10-13	25°
12/9/61	@ St. Louis	L	20-52	26°
1/8/22	@ Phila.	W	51-26	26°

**Coldest regular season home game:**

11/25/93	Miami	L	14-16	32°
----------	-------	---	-------	-----

**Playoffs**

12/31/67	@ Green Bay	L	17-21	-13°
1/11/81	@ Philadelphia	L	7-20	16°
1/11/15	@ Green Bay	L	21-26	24°
1/7/96	Philadelphia	W	30-11	26°
12/28/75	@ Minnesota	W	17-14	27°
12/26/83	LA Rams	L	17-27	27°



# Cowboys Longest Plays

## LONG RUNS FROM SCRIMMAGE

- 99 - Tony Dorsett @ Minnesota, Jan. 3, 1983 (TD)
- 91 - DeMarco Murray vs. St. Louis, Oct. 23, 2011 (TD)**
- 84 - Tony Dorsett vs. Philadelphia, Dec. 4, 1977 (TD)**
- 84 - Herschel Walker vs. Philadelphia, Dec. 14, 1986 (TD)
- 80 - Troy Hambrick @ Philadelphia, Sept. 30, 2001
- 77 - Tony Dorsett @ St. Louis, Oct. 9, 1977 (TD)**
- 77 - Tony Dorsett @ Washington, Sept. 5, 1983
- 77 - Julius Jones vs. New Orleans, Dec. 10, 2006 (TD)
- 75 - Tony Dorsett @ New England, Sept. 21, 1981 (TD)
- 75 - Emmitt Smith vs. Washington, Sept. 9, 1991 (TD)

## LONG FORWARD PASSES

- 95 - Don Meredith to Bob Hayes @ Washington, Nov. 13, 1966 (TD)
- 91 - Roger Staubach to Tony Dorsett vs. Baltimore, Sept. 4, 1978 (TD)
- 90 - Troy Aikman to Alvin Harper @ San Francisco, Nov. 13, 1994
- 90 - Troy Aikman to Jason Tucker vs. N.Y. Giants, Jan. 2, 2000 (TD)
- 90 - Dak Prescott to Amari Cooper vs. Washington, Nov. 22, 2018 (TD)
- 89 - Craig Morton to Bob Hayes @ Kansas City, Oct. 25, 1970 (TD)
- 87 - Troy Aikman to Michael Irvin vs. Phoenix, Sept. 20, 1992 (TD)
- 86 - Craig Morton to Lance Rentzel vs. Philadelphia, Nov. 1, 1970 (TD)
- 86 - Bernie Kosar to Emmitt Smith vs. Phoenix, Nov. 14, 1993
- 85 - Eddie LeBaron to Amos Marsh @ LA Rams, Sept. 30, 1962 (TD)
- 85 - Roger Staubach to Bob Hayes @ N.Y. Giants, Dec. 12, 1971 (TD)
- 85 - Tony Romo to Dez Bryant vs. Washington, Nov. 22, 2012 (TD)

## LONG FIELD GOALS

- 63 - Brett Maher vs. Philadelphia, Oct. 20, 2019
- 62 - Brett Maher vs. Philadelphia, Dec. 9, 2018
- 62 - Brett Maher @ N.Y. Jets, Oct. 13, 2019
- 60 - Brett Maher @ Minnesota, Nov. 20, 2022
- 59 - Brett Maher vs. Tampa Bay, Dec. 23, 2018
- 59 - Greg Zuerlein @ Philadelphia, Nov. 1, 2020
- 57 - Greg Zuerlein @ N.Y. Giants, Jan. 3, 2021
- 56 - Dan Bailey @ Seattle, Oct. 12, 2014
- 56 - Dan Bailey @ Denver, Sept. 17, 2017
- 56 - Dan Bailey vs. N.Y. Giants, Sept. 11, 2016
- 56 - Billy Cundiff vs. Detroit, Nov. 20, 2005
- 56 - Greg Zuerlein at LA Chargers, Sept. 19, 2021

## LONG PUNTS

- 84 - Ron Widby @ New Orleans, Nov. 3, 1968
- 83 - Bryan Anger vs. Chicago, Oct. 30, 2022
- 75 - Sam Baker @ LA Rams, Sept. 30, 1962
- 75 - Billy Lothridge vs. N.Y. Giants, Oct. 11, 1964**
- 75 - Mat McBriar vs. Houston, Oct. 15, 2006
- 73 - Danny White vs. LA Rams, Oct. 14, 1979
- 72 - Toby Gowin vs. Chicago, Sept. 28, 1997**
- 71 - Sam Baker @ N.Y. Giants, Dec. 16, 1962
- 71 - Billy Lothridge vs. St. Louis, Sept. 12, 1964**
- 70 - Sam Paulescu vs. San Francisco, Nov. 23, 2008
- 68 - Mat McBriar vs. Philadelphia, Nov. 15, 2004
- 68 - Mat McBriar vs. Detroit, Oct. 2, 2011

## LONG PUNT RETURNS

- 98 - Dennis Morgan @ St. Louis, Oct. 13, 1974 (TD)**
- 97 - Bryan McCann vs. Detroit, Nov. 21, 2010 (TD)**
- 93 - Dez Bryant, vs. N.Y. Giants, Oct. 25, 2010 (TD)**
- 90 - Bob Hayes vs. Pittsburgh, Dec. 8, 1968 (TD)
- 86 - Dwayne Harris vs. Washington, Oct. 13, 2013 (TD)
- 85 - Kelvin Martin @ Philadelphia, Dec. 15, 1991 (TD)
- 83 - Kevin Williams vs. Washington, Nov. 20, 1994 (TD)
- 83 - Deion Sanders vs. Chicago, Sept. 28, 1997 (TD)
- 83 - Ryan Switzer vs. Washington, Nov. 30, 2017 (TD)**
- 82 - Patrick Crayton vs. Seattle, Nov. 1, 2009 (TD)

## LONG KICKOFF RETURNS

- 102 - Alexander Wright vs. Atlanta, Dec. 22, 1991 (TD)
- 101 - Amos Marsh vs. Philadelphia, Oct. 14, 1962 (TD)
- 101 - Ike Thomas vs. N.Y. Jets, Dec. 4, 1971 (TD)**
- 100 - Mel Renfro vs. San Francisco, Nov. 7, 1965 (TD)
- 100 - Mark Washington @ Washington, Nov. 22, 1970 (TD)**
- 100 - Reggie Swinton @ Philadelphia, Sept. 22, 2002 (TD)
- 100 - Tony Pollard vs. Las Vegas, Nov. 25, 2021 (TD)
- 98 - Felix Jones vs. Philadelphia, Sept. 15, 2008 (TD)**
- 97 - Thomas Henderson vs. St. Louis, Sept. 28, 1975 (TD)**
- 97 - James Dixon @ Kansas City, Oct. 22, 1989 (TD)**

**LONG INTERCEPTION RETURNS**

- 101 - Bryan McCann @ N.Y. Giants, Nov. 14, 2010 (TD)**
- 100 - Mike Gaechter vs. Philadelphia, Oct. 14, 1962 (TD)**
- 96 - Dennis Thurman @ Washington, Sept. 6, 1981
- 95 - George Teague vs. Green Bay, Nov. 14, 1999 (TD)
- 94 - Darren Woodson @ Philadelphia, Dec. 4, 1994 (TD)
- 90 - Mel Renfro @ St. Louis, Oct. 4, 1965 (TD)
- 87 - Greg Ellis vs. Atlanta, Sept. 20, 1999 (TD)
- 86 - Mike Gaechter vs. Washington, Nov. 3, 1963
- 85 - Roy Williams @ Washington, Dec. 29, 2002 (TD)**
- 79 - Thomas Henderson vs. Tampa Bay, Oct. 2, 1977 (TD)

**LONG FUMBLE RETURNS**

- 98 - Greg Ellis vs. Arizona, Oct. 3, 1999 (TD)
- 97 - Chuck Howley @ Atlanta, Oct. 2, 1966 (TD)
- 86 - Michael Downs @ Houston, Dec. 13, 1982 (TD)
- 84 - Don Bishop vs. St. Louis, Oct. 28, 1962 (TD)
- 78 - Aldon Smith @ Cincinnati, Dec. 13, 2020 (TD)
- 77 - Jim Jeffcoat vs. Washington, Sept. 24, 1989 (TD)
- 72 - Benny Barnes @ San Francisco, Oct. 11, 1981 (TD)
- 69 - DeMarcus Ware @ Philadelphia, Oct. 8, 2006 (TD)
- 69 - Jaylon Smith vs. Tampa Bay, Dec. 23, 2013 (TD)
- 63 - Jim Ridlon vs. Philadelphia, Dec. 6, 1964 (TD)
- 63 - Jourdan Lewis @ N.Y. Giants, Nov. 4, 2019 (TD)

**LONG RETURNS OF FIELD GOAL ATTEMPTS**

- 94 - Jerry Norton @ St. Louis, Dec. 9, 1962 (TD)
- 86 - Orlando Scandrick @ Washington, Nov. 29, 2017
- 68 - Patrick Watkins vs. Minnesota, Oct. 21, 2007 (TD)
- 62 - Ron Fellows vs. New Orleans, Sept. 25, 1983 (TD)
- 60 - Mike Gaechter @ Washington, Nov. 28, 1965 (TD)
- 60 - Obert Logan @ N.Y. Giants, Dec. 19, 1965 (TD)**

Bold denotes rookie

**Cowboys Big Days**

**RUSHING**

- 1. 253 - DeMarco Murray vs. St. Louis, Oct. 23, 2011 (25 carries)**
- 2. 237 - Emmitt Smith @ Philadelphia, Oct. 31, 1993 (30 carries)
- 3. 206 - Tony Dorsett vs. Philadelphia, Dec. 4, 1977 (23 carries)**
- 4. 198 - Julius Jones @ Seattle, Dec. 6, 2004 (30 carries)**
- 5. 194 - Julius Jones @ Carolina, Dec. 24, 2005 (34 carries)
- 6. 189 - Troy Hambrick @ Washington, Dec. 14, 2003 (33 carries)
- 7. 183 - Tony Dorsett @ N.Y. Giants, Nov. 9, 1980 (24 carries)
- 8. 182 - Emmitt Smith @ Phoenix, Sept. 22, 1991 (23 carries)
- 9. 179 - DeMarco Murray @ Chicago, Dec. 4, 2014 (32 carries)
- 10. 175 - Tony Dorsett @ Baltimore, Dec. 6, 1981 (30 carries)
- 175 - DeMarco Murray vs. St. Louis, Sept. 22, 2013 (26 carries)
- 12. 174 - Emmitt Smith @ Atlanta, Dec. 21, 1992 (24 carries)
- 13. 173 - Herschel Walker @ New England, Nov. 15, 1987 (28 carries)
- 14. 172 - Emmitt Smith vs. Philadelphia, Dec. 6, 1993 (23 carries)
- 15. 171 - Emmitt Smith @ Pittsburgh, Sept. 4, 1994 (31 carries)
- 16. 168 - Emmitt Smith @ N.Y. Giants, Jan. 2, 1994 (32 carries)
- 17. 167 - Emmitt Smith @ Atlanta, Oct. 29, 1995 (26 carries)
- 167 - DeMarco Murray @ Tennessee, Sept. 14, 2014 (29 carries)
- 19. 163 - Emmitt Smith vs. Philadelphia, Nov. 1, 1992 (30 carries)
- 163 - Emmitt Smith vs. N.Y. Giants, Nov. 7, 1994 (35 carries)
- 163 - Emmitt Smith @ N.Y. Giants, Sept. 4, 1995 (21 carries)
- 163 - Emmitt Smith vs. N.Y. Giants, Nov. 8, 1998 (29 carries)
- 23. 162 - Tony Dorsett @ New England, Sept. 21, 1981 (19 carries)
- 24. 160 - Emmitt Smith vs. Atlanta, Dec. 22, 1991 (32 carries)
- 25. 159 - Tony Dorsett vs. LA Rams, Oct. 18, 1981 (27 carries)
- 159 - Tony Dorsett @ Houston, Sept. 29, 1985 (23 carries)
- 159 - Ezekiel Elliott vs. Tampa Bay, Dec. 18, 2016 (23 carries)**
- 28. 158 - Emmitt Smith vs. Philadelphia, Nov. 6, 1995 (27 carries)
- 29. 157 - Ezekiel Elliott @ Green Bay, Oct. 16, 2016 (28 carries)**
- 30. 155 - Emmitt Smith vs. Washington, Nov. 28, 1996 (29 carries)

**100-YARD RUSHING GAMES - CAREER**

100-Yard Games Team Record		
	Pct	
Emmitt Smith .....	76	.750
Tony Dorsett.....	43	.907
Ezekiel Elliott .....	30	.867

**100-YARD RUSHING GAMES - CAREER, cont.**

DeMarco Murray .....	19	15-4	.789
Calvin Hill .....	16	14-2	.875
Don Perkins .....	10	5-4-1	.550
Herschel Walker .....	9	5-4	.556
Marion Barber .....	8	6-2	.750
Julius Jones .....	8	5-3	.625
Tony Pollard .....	6	5-1	.833
Duane Thomas .....	6	6-0	1.000
Robert Newhouse .....	5	5-0	1.000
Troy Hambrick .....	5	3-2	.600
Darren McFadden .....	5	1-4	.200
Felix Jones .....	4	2-2	.500
Walt Garrison .....	2	2-0	1.000
Scott Laidlaw .....	2	2-0	1.000
Amos Marsh .....	2	2-0	1.000
Dan Reeves .....	2	1-1	.500
Tashard Choice .....	1	1-0	1.000
Alfred Morris .....	1	1-0	1.000
Paul Palmer .....	1	1-0	1.000
Chris Warren .....	1	1-0	1.000
Preston Pearson .....	1	0-1	.000
<b>Total .....</b>	<b>258</b>	<b>199-58-1</b>	<b>.773</b>

**RECEIVING**

1.	250	-	Miles Austin @ Kansas City, Oct. 11, 2009 (10 catches)
2.	246	-	Bob Hayes @ Washington, Nov. 13, 1966 (9 catches)
3.	241	-	Frank Clarke vs. Washington, Sept. 16, 1962 (10 catches)
4.	226	-	Amari Cooper vs. Green Bay, Oct. 6, 2019 (11 catches)
5.	224	-	Dez Bryant vs. New Orleans, Nov. 23, 2012 (9 catches)
6.	223	-	Lance Rentzel vs. Washington, Nov. 19, 1967 (13 catches)
7.	217	-	Amari Cooper vs. Philadelphia, Dec. 9, 2018 (10 catches)
8.	213	-	Tony Hill vs. Philadelphia, Nov. 12, 1979 (7 catches)
	213	-	Terrell Owens vs. San Francisco, Nov. 23, 2008 (7 catches)
10.	210	-	Michael Irvin vs. Phoenix, Sept. 20, 1992 (8 catches)
11.	<b>203</b>	-	<b>James Dixon @ Phoenix, Nov. 12, 1989 (6 catches)</b>
	203	-	Kevin Williams @ Arizona, Dec. 25, 1995 (9 catches)
13.	198	-	Michael Irvin @ Arizona, Dec. 8, 1996 (8 catches)
14.	195	-	Bob Hayes vs. N.Y. Giants, Sept. 18, 1966 (6 catches)
15.	190	-	Frank Clarke @ San Francisco, Nov. 10, 1963 (8 catches)
16.	188	-	Drew Pearson @ Detroit, Oct. 6, 1975 (6 catches)
17.	187	-	Bob Hayes vs. Houston, Dec. 20, 1970 (6 catches)
18.	186	-	Michael Irvin @ Miami, Oct. 27, 1996 (12 catches)
19.	184	-	Patrick Crayton vs. St. Louis, Sept. 30, 2007 (7 catches)
20.	181	-	Bob Hayes vs. Baltimore, Dec. 13, 1969 (5 catches)
	181	-	Tony Hill @ Detroit, Sept. 15, 1985 (11 catches)

**100-YARD RECEIVING GAMES - CAREER****100-Yard Games Team Record Pct**

Michael Irvin .....	47	36-11	.766
Tony Hill .....	26	17-9	.654
Bob Hayes .....	23	18-5	.783
Jason Witten .....	21	12-9	.571
Drew Pearson .....	19	11-8	.579
Dez Bryant .....	18	10-8	.556
Miles Austin .....	14	7-7	.500
Amari Cooper .....	12	7-5	.583
Lance Rentzel .....	12	10-2	.833
Frank Clarke .....	12	4-6-2	.417
Terrell Owens .....	11	9-2	.818
CeeDee Lamb .....	10	7-3	.700
Terry Glenn .....	9	5-4	.556
Michael Gallup .....	7	3-4	.429
Joey Galloway .....	6	4-2	.667
Alvin Harper .....	6	4-2	.667
Raghib Ismail .....	5	4-1	.800
Bill Howton .....	5	1-4	.200
Doug Cosbie .....	4	2-2	.500
Mike Renfro .....	4	2-2	.500
Jay Novacek .....	4	1-3	.250
Patrick Crayton .....	3	3-0	1.000
Keyshawn Johnson .....	3	2-1	.667
Ray Alexander .....	3	1-2	.333
James McKnight .....	3	1-2	.333
Herschel Walker .....	3	1-2	.333
Terrance Williams .....	3	1-2	.333
Laurent Robinson .....	3	0-3	.000
Cedrick Wilson .....	3	1-2	.333
Doug Donley .....	2	2-0	1.000
Billy Joe DuPree .....	2	2-0	1.000
Preston Pearson .....	2	2-0	1.000

**100-YARD RECEIVING GAMES - CAREER, cont.**

100-Yard Games Team Record			Pct
Dan Reeves .....	2	2-0	1.000
Ron Sellers.....	2	2-0	1.000
Mike Sherrard.....	2	2-0	1.000
Emmitt Smith .....	2	2-0	1.000
Cole Beasley .....	2	1-1	.500
Randall Cobb .....	2	1-1	.500
Kelvin Edwards .....	2	1-1	.500
Lee Folkins.....	2	1-1	.500
Jason Tucker.....	2	1-1	.500
Roy Williams .....	2	1-1	.500
Antonio Bryant.....	2	0-2	.000
Jim Doran .....	2	0-2	.000
Cornell Burbage.....	1	1-0	1.000
Buddy Dial .....	1	1-0	1.000
Tony Dorsett.....	1	1-0	1.000
Blake Jarvin .....	1	1-0	1.000
Ernie Mills.....	1	1-0	1.000
Kevin Ogletree.....	1	1-0	1.000
Rod Smith.....	1	1-0	1.000
Ron Springs.....	1	1-0	1.000
Kevin Williams .....	1	1-0	1.000
Tommy McDonald .....	1	0-0-1	.500
Marion Barber .....	1	0-1	.000
James Dixon .....	1	0-1	.000
Lance Dunbar .....	1	0-1	.000
Butch Johnson.....	1	0-1	.000
Tony Pollard .....	1	1-0	1.000
Karl Powe .....	1	0-1	.000
<b>Total.....</b>	<b>347</b>	<b>206-128-3</b>	<b>.598</b>

**PASSING**

1. 506 - Tony Romo vs. Denver, Oct. 6, 2013 (25-of-36)
2. 502 - Dak Prescott vs. Cleveland, Oct. 4, 2020 (41-of-58)
3. 472 - Dak Prescott @ Seattle, Sept. 27, 2020 (37-of-57)
4. 463 - Dak Prescott vs. Green Bay, Oct. 6, 2019 (27-of-44)
5. 460 - Don Meredith @ San Francisco, Nov. 10, 1963 (30-of-48)
6. 455 - Troy Aikman vs. Minnesota, Nov. 26, 1998 (34-of-57)
- 455 - Dak Prescott vs. Philadelphia, Dec. 9, 2018 (42-of-54)
8. 450 - Dak Prescott vs. Atlanta, Sept. 20, 2020 (34-of-47)
9. 445 - Dak Prescott @ New England, Oct. 17, 2021 (36-of-51)
10. 444 - Dak Prescott @ Detroit, Nov. 17, 2019 (29-of-46)
11. 441 - Tony Romo vs. Washington, Nov. 22, 2012 (37-of-62)
12. 437 - Tony Romo vs. N.Y. Giants, Oct. 28, 2012 (36-of-62)
13. 435 - Kellen Moore, vs. Washington, Jan. 3, 2016 (33-of-48)
14. 416 - Tony Romo vs. New Orleans, Dec. 23, 2012 (26-of-43)
15. 406 - Don Meredith @ Washington, Nov. 13, 1966 (21-of-29)
- 406 - Tony Romo vs. Tennessee, Oct. 10, 2010 (31-of-46)
17. 405 - Dak Prescott vs. N.Y. Giants, Sept. 8, 2019 (25-of-32)
18. 403 - Dak Prescott @ Tampa Bay, Sept. 9, 2021 (42-of-58)
19. 397 - Dak Prescott vs. Minnesota, Nov. 10, 2019 (28-of-46)
20. 394 - Don Meredith vs. Philadelphia, Oct. 9, 1966 (19-of-26)

**300-YARD PASSING GAMES - CAREER**

300-Yard Games Team Record			Pct
Tony Romo.....	46	29-17	.630
Dak Prescott .....	21	13-8	.619
Troy Aikman .....	13	7-6	.538
Danny White .....	10	5-5	.500
Don Meredith .....	7	6-1	.857
Roger Staubach .....	6	4-2	.667
Jon Kitna.....	4	2-2	.500
Steve Pelluer .....	4	2-2	.500
Drew Bledsoe .....	3	3-0	1.000
Gary Hogeboom .....	3	2-1	.667
Vinny Testaverde .....	3	1-2	.333
Quincy Carter.....	1	1-0	1.000
Andy Dalton .....	1	1-0	1.000
Jason Garrett .....	1	1-0	1.000
Chad Hutchinson .....	1	1-0	1.000
Craig Morton.....	1	1-0	1.000
Eddie LeBaron .....	1	0-1	.000
Kellen Moore .....	1	0-1	.000
Kyle Orton .....	1	0-1	.000
Cooper Rush.....	1	1-0	1.000
<b>Total.....</b>	<b>129</b>	<b>80-49</b>	<b>.620</b>

Bold denotes rookie

# AT&T STADIUM



## THE STAR



DALLAS COWBOYS DALLAS COWBOYS DALLAS COWBOYS



# PLAYOFF RECORDS

**DAK PRESCOTT**

DALLAS COWBOYS

DALLAS COWBOYS

# Dallas Cowboys Playoff History

Date	Game	Opponent	Result	Site
<b>1966 Season (0-1)</b>				
Jan. 1, 1967	Championship Game	Green Bay	L 27-34	Cotton Bowl
<b>1967 Season (1-1)</b>				
Dec. 24	Eastern Championship Game	Cleveland	W 52-14	Cotton Bowl
Dec. 31	Championship Game	Green Bay	L 17-21	Lambeau Field
<b>1968 Season (0-1)</b>				
Dec. 21	Eastern Championship Game	Cleveland	L 20-31	Cleveland Stadium
<b>1969 Season (0-1)</b>				
Dec. 28	Eastern Championship Game	Cleveland	L 14-38	Cotton Bowl
<b>1970 Season (2-1)</b>				
Dec. 26	NFC Divisional Playoff	Detroit	W 5-0	Cotton Bowl
Jan. 3, 1971	NFC Championship Game	San Francisco	W 17-10	Kezar Stadium
Jan. 17, 1971	Super Bowl V	Baltimore	L 13-16	Orange Bowl
<b>1971 Season (3-0)</b>				
Dec. 25	NFC Divisional Playoff	Minnesota	W 20-12	Metropolitan Stadium
Jan. 2, 1972	NFC Championship Game	San Francisco	W 14-3	Texas Stadium
Jan. 16, 1972	Super Bowl VI	Miami	W 24-3	Tulane Stadium
<b>1972 Season (1-1)</b>				
Dec. 23	NFC Divisional Playoff	San Francisco	W 30-28	Candlestick Park
Dec. 31	NFC Championship Game	Washington	L 3-26	RFK Stadium
<b>1973 Season (1-1)</b>				
Dec. 23	NFC Divisional Playoff	Los Angeles	W 27-16	Texas Stadium
Dec. 30	NFC Championship Game	Minnesota	L 10-27	Texas Stadium
<b>1975 Season (2-1)</b>				
Dec. 28	NFC Divisional Playoff	Minnesota	W 17-14	Metropolitan Stadium
Jan. 4, 1976	NFC Championship Game	Los Angeles	W 37-7	Memorial Coliseum
Jan. 18, 1976	Super Bowl X	Pittsburgh	L 17-21	Orange Bowl
<b>1976 Season (0-1)</b>				
Dec. 19	NFC Divisional Playoff	Los Angeles	L 12-14	Texas Stadium
<b>1977 Season (3-0)</b>				
Dec. 26	NFC Divisional Playoff	Chicago	W 37-7	Texas Stadium
Jan. 1, 1978	NFC Championship Game	Minnesota	W 23-6	Texas Stadium
Jan. 15, 1978	Super Bowl XII	Denver	W 27-10	Louisiana Superdome
<b>1978 Season (2-1)</b>				
Dec. 30	NFC Divisional Playoff	Atlanta	W 27-20	Texas Stadium
Jan. 7, 1979	NFC Championship Game	Los Angeles	W 28-0	Memorial Coliseum
Jan. 21, 1979	Super Bowl XIII	Pittsburgh	L 31-35	Orange Bowl
<b>1979 Season (0-1)</b>				
Dec. 30	NFC Divisional Playoff	Los Angeles	L 19-21	Texas Stadium
<b>1980 Season (2-1)</b>				
Dec. 28	NFC Wild Card Game	Los Angeles	W 34-13	Texas Stadium
Jan. 4, 1981	NFC Divisional Playoff	Atlanta	W 30-27	Fulton County Stad.
Jan. 11, 1981	NFC Championship Game	Philadelphia	L 7-20	Veterans Stadium
<b>1981 Season (1-1)</b>				
Jan. 2, 1982	NFC Divisional Playoff	Tampa Bay	W 38-0	Texas Stadium
Jan. 10, 1982	NFC Championship Game	San Francisco	L 27-28	Candlestick Park
<b>1982 Season (2-1)</b>				
Jan. 9, 1983	NFC Wild Card Game	Tampa Bay	W 30-17	Texas Stadium
Jan. 16, 1983	NFC Divisional Playoff	Green Bay	W 37-26	Texas Stadium
Jan. 22, 1983	NFC Championship Game	Washington	L 17-31	RFK Stadium
<b>1983 Season (0-1)</b>				
Dec. 26	NFC Wild Card Game	LA Rams	L 17-24	Texas Stadium



Date	Game	Opponent	Result	Site
<b>1985 Season (0-1)</b>				
Jan. 4, 1986	NFC Divisional Playoff	LA Rams	L 0-20	Anaheim Stadium
<b>1991 Season (1-1)</b>				
Dec. 29	NFC Wild Card Game	Chicago	W 17-13	Soldier Field
Jan. 5, 1992	NFC Divisional Playoff	Detroit	L 6-38	Pontiac Silverdome
<b>1992 Season (3-0)</b>				
Jan. 10, 1993	NFC Divisional Playoff	Philadelphia	W 34-10	Texas Stadium
Jan. 17, 1993	NFC Championship Game	San Francisco	W 30-20	Candlestick Park
Jan. 31, 1993	Super Bowl XXVII	Buffalo	W 52-17	Rose Bowl
<b>1993 Season (3-0)</b>				
Jan. 16, 1994	NFC Divisional Playoff	Green Bay	W 27-17	Texas Stadium
Jan. 23, 1994	NFC Championship Game	San Francisco	W 38-21	Texas Stadium
Jan. 30, 1994	Super Bowl XXVIII	Buffalo	W 30-13	Georgia Dome
<b>1994 Season (1-1)</b>				
Jan. 8, 1995	NFC Divisional Playoff	Green Bay	W 35-9	Texas Stadium
Jan. 15, 1995	NFC Championship Game	San Francisco	L 28-38	Candlestick Park
<b>1995 Season (3-0)</b>				
Jan. 7, 1996	NFC Divisional Playoff	Philadelphia	W 30-11	Texas Stadium
Jan. 14, 1996	NFC Championship Game	Green Bay	W 38-27	Texas Stadium
Jan. 28, 1996	Super Bowl XXX	Pittsburgh	W 27-17	Sun Devil Stadium
<b>1996 Season (1-1)</b>				
Dec. 28	NFC Wild Card Game	Minnesota	W 40-15	Texas Stadium
Jan. 5, 1997	NFC Divisional Playoff	Carolina	L 17-26	Ericsson Stadium
<b>1998 Season (0-1)</b>				
Jan. 2, 1999	NFC Wild Card Game	Arizona	L 7-20	Texas Stadium
<b>1999 Season (0-1)</b>				
Jan. 9, 2000	NFC Wild Card Game	Minnesota	L 10-27	Metrodome
<b>2003 Season (0-1)</b>				
Jan. 3, 2004	NFC Wild Card Game	Carolina	L 10-29	Ericsson Stadium
<b>2006 Season (0-1)</b>				
Jan. 6, 2007	NFC Wild Card Game	Seattle	L 20-21	Qwest Field
<b>2007 Season (0-1)</b>				
Jan. 13, 2008	NFC Divisional Playoff	N.Y. Giants	L 17-21	Texas Stadium
<b>2009 Season (1-1)</b>				
Jan. 9, 2010	NFC Wild Card Game	Philadelphia	W 34-14	AT&T Stadium
Jan. 17, 2010	NFC Divisional Playoff	Minnesota	L 3-34	Metrodome
<b>2014 Season (1-1)</b>				
Jan. 4, 2015	NFC Wild Card Game	Detroit	W 24-20	AT&T Stadium
Jan. 11, 2015	NFC Divisional Playoff	Green Bay	L 21-26	Lambeau Field
<b>2016 Season (0-1)</b>				
Jan. 15, 2017	NFC Divisional Playoff	Green Bay	L 31-34	AT&T Stadium
<b>2018 Season (1-1)</b>				
Jan. 5, 2019	NFC Wild Card Game	Seattle	W 24-22	AT&T Stadium
Jan. 12, 2019	NFC Divisional Playoff	LA Rams	L 22-30	Memorial Coliseum
<b>2021 Season (0-1)</b>				
Jan. 16, 2022	NFC Wild Card Game	San Francisco	L 17-23	AT&T Stadium
<b>2022 Season (1-1)</b>				
Jan. 16, 2023	NFC Wild Card Game	Tampa Bay	W 31-14	Raymond James Stadium
Jan. 22, 2023	NFC Divisional Playoff	San Francisco	L 12-19	Levi's Stadium

## NFL Playoff Record: 36-30

Home: 21-10

Wild Card Game: 8-6

Championship Game: 8-8

Away: 10-17

Divisional Game: 15-13

Super Bowl: 5-3

## Dallas Cowboys Playoff Record vs.

Arizona.....	0-1	Denver.....	1-0	Philadelphia.....	3-1
Atlanta.....	2-0	Detroit.....	2-1	Pittsburgh.....	1-2
Baltimore.....	0-1	Green Bay.....	4-4	San Francisco.....	5-4
Buffalo.....	2-0	Los Angeles Rams.....	4-5	Seattle.....	1-1
Carolina.....	0-2	Miami.....	1-0	Tampa Bay.....	3-0
Chicago.....	2-0	Minnesota.....	4-3	Washington.....	0-2
Cleveland.....	1-2	N.Y. Giants.....	0-1		

## Cowboys All-Time Playoff Leaders

### RUSHING (yards)

PLAYER	G	ATT	YARDS	AVG.	LONG	TD
1. Smith, Emmitt (1990-02).....	17	349	1,586	4.5	65	19
2. Dorsett, Tony (1977-87).....	17	302	1,383	4.6	53	9
3. Newhouse, Robert (1972-83).....	23	174	651	3.7	19	3
4. Thomas, Duane (1970-71).....	6	130	518	4.0	23	4
5. Garrison, Walt (1966-74).....	15	126	493	3.9	19	0
6. Staubach, Roger (1969-79).....	20	76	432	5.7	29	0
7. Elliott, Ezekiel (2016-22).....	6	103	393	3.8	44	2
8. Hill, Calvin (1969-74).....	8	90	335	3.8	48	2
9. Perkins, Don (1961-68).....	4	66	284	4.3	24	3
10. Jones, Felix (2008-12).....	2	30	217	7.2	73t	1

### RECEIVING (yards)

PLAYER	G	NO	YARDS	AVG.	LONG	TD
1. Irvin, Michael (1988-99).....	16	87	1,315	15.1	53	8
2. Pearson, Drew (1973-83).....	22	67	1,105	16.5	83t	8
3. Harper, Alvin (1991-94, 1999).....	10	24	655	27.3	94t	4
4. Novacek, Jay (1990-96).....	13	62	645	10.4	25	6
5. Hill, Tony (1977-86).....	17	46	618	13.4	49	4
6. Pearson, Preston (1975-80).....	13	43	504	11.7	34	3
7. Hayes, Bob (1965-74).....	17	31	492	15.9	86t	2
8. Witten, Jason (2003-17, 2019).....	8	45	486	10.8	32	1
9. DuPree, Billy Joe (1973-83).....	22	39	447	11.5	28	4
10. Dorsett, Tony (1977-87).....	17	46	403	8.8	32	1

### RUSHING-RECEIVING (yards)

PLAYER	G	RUSHING	RECEIVING	TOTAL
1. Smith, Emmitt (1990-02).....	17	1,586	342	1,928
2. Dorsett, Tony (1977-87).....	17	1,383	403	1,786
3. Irvin, Michael (1988-99).....	16	0	1,315	1,315
4. Pearson, Drew (1973-83).....	22	16	1,105	1,121
5. Newhouse, Robert (1972-83).....	23	651	80	731
6. Harper, Alvin (1991-94, 1999).....	10	3	655	658
7. Garrison, Walt (1966-74).....	15	493	159	652
8. Novacek, Jay (1990-96).....	13	0	645	645
9. Pearson, Preston (1975-80).....	13	135	504	639
10. Hill, Tony (1977-86).....	17	-6	618	612

### PASSING (rating - min. 150 att.)

PLAYER	G	ATT	COMP	PCT	YDS	TD	INT	RATING
1. Romo, Tony (2006-16).....	7	185	114	61.6	1,316	8	2	93.0
<b>2. Prescott, Dak (2016-22).....</b>	<b>6</b>	<b>216</b>	<b>137</b>	<b>63.4</b>	<b>1,559</b>	<b>11</b>	<b>5</b>	<b>92.3</b>
3. Aikman, Troy (1989-00).....	16	502	320	63.7	3,849	23	17	88.3
4. Staubach, Roger (1969-79).....	20	410	223	54.4	2,791	24	19	76.0
5. White, Danny (1976-88).....	18	360	206	57.2	2,284	15	16	71.7

### SCORING

PLAYER	G	TD	PAT	2PT	FG	TOTAL
1. Smith, Emmitt (1990-02).....	17	21	-	-	-	126
2. Septien, Rafael (1978-86) .....	13	-	40	-	18	94
3. Boniol, Chris (1994-96).....	7	-	24	-	13	63
4. Dorsett, Tony (1977-87).....	17	10	-	-	-	60
5. Fritsch, Toni (1971-73, 1975).....	7	-	15	-	12	51
6. Pearson, Drew (1973-83).....	22	8	-	-	-	48
Irvin, Michael (1988-99).....	13	8	-	-	-	48
8. Clark, Mike (1968-71, 1973) .....	8	-	14	-	9	41
9. Novacek, Jay (1990-96).....	13	6	-	-	-	36
10. Murray, Eddie (1993, 1999).....	4	-	12	-	7	33

### FIELD GOAL PCT. (min. 10 made)

PLAYER	G	ATT.	MADE	PCT.	LONG
1. Septien, Rafael (1978-86) .....	14	20	18	90.0	50
2. Boniol, Chris (1994-96).....	7	15	13	86.7	51
3. Fritsch, Toni (1971-73, 1975).....	7	14	12	85.7	45

### PUNTING AVG. (min. 25 punts)

PLAYER	G	NO.	AVG.	LONG	BLK
1. Saxon, Mike (1985-92).....	6	26	43.5	57	1
2. Jett, John (1993-96).....	10	33	42.9	59	1
3. Widby, Ron (1968-71).....	8	51	40.7	65	0
4. White, Danny (1976-88).....	17	84	36.6	53	0

### PUNT RETURN AVG. (min. 10)

PLAYER	G	NO.	YARDS	AVG.	LONG	TD
1. Hayes, Bob (1965-74).....	15	12	151	12.6	68	0
2. Johnson, Butch (1976-83).....	17	19	208	11.0	44	0
3. Jones, James (1980-82, 1984-85).....	5	16	147	9.2	43	0

### KICKOFF RETURN AVG. (min. 10)

PLAYER	G	NO.	YARDS	AVG.	LONG	TD
1. Harris, Cliff (1970-79).....	21	11	243	22.1	34	0
2. Williams, Kevin (1993-96).....	10	23	505	22.0	50	0
3. Martin, Kelvin (1987-92, 1996).....	5	11	237	21.5	39	0
4. Jones, James (1980-82, 1984-85).....	6	13	267	20.5	33	0
5. Fellows, Ron (1981-86).....	6	11	191	17.4	33	0
6. Johnson, Butch (1976-83).....	17	12	207	17.3	26	0

### INTERCEPTIONS

PLAYER	G	NO.	YARDS	AVG.	LONG	TD
1. Waters, Charlie (1970-78, 1980-81).....	25	9	124	13.8	29	0
2. Thurman, Dennis (1978-85) .....	13	7	126	18.0	39t	1
3. Harris, Cliff (1970-79).....	21	6	103	17.2	30	0
4. Brown, Larry (1991-95, 1998).....	14	5	105	21.0	44	0
5. Howley, Chuck (1961-73).....	11	4	89	22.3	41	0
Lewis, D.D. (1968, 1970-71).....	27	4	64	16.0	23	0
Jordan, Lee Roy (1963-76) .....	19	4	34	8.5	41	0
Renfro, Mel (1964-77).....	21	4	32	8.0	19	0
9. Washington, James (1990-94).....	8	3	46	15.3	21	0
Everett, Thomas (1992-93).....	6	3	36	12.0	22	0
Woodson, Darren (1992-2003) .....	14	3	24	8.0	19	0
Walls, Everson (1981-89).....	7	3	20	6.7	20	0
Hughes, Randy (1975-80).....	12	3	1	0.3	1	0
Barnes, Benny (1972-82).....	21	3	0	0.0	0	0

# Cowboys Individual Playoff Records

## SERVICE

### Most Games, Career

- 27 D.D. Lewis, 1968, 1970-81
- 26 Larry Cole, 1968-80
- 25 Charlie Waters, 1970-78, 1980-81

## SCORING

### POINTS

#### Career

- 126 Emmitt Smith, 1990-99 (21-td)
- 94 Rafael Septien, 1978-85 (40-pat, 18-fg)
- 63 Chris Boniol, 1994-96 (24-pat, 13-fg)

#### Game

- 18 Craig Baynham, vs. Cleveland, 12/24/67
- 18 Preston Pearson, @ LA Rams, 1/4/76
- 18 Emmitt Smith, vs. Green Bay, 1/14/96

#### Game, Opponent

- 18 Larry Schreiber, @ San Francisco, 12/23/72
- 18 Sidney Rice, @ Minnesota, 1/17/10
- 17 John Kasay, @ Carolina, 1/3/04
- 14 Curt Knight, @ Washington, 12/31/72
- 14 John Kasay, @ Carolina, 1/5/97

### TOUCHDOWNS

#### Career

- 21 Emmitt Smith, 1990-99 (19-r, 2-p)
- 10 Tony Dorsett, 1977-85 (9-r, 1-p)
- 8 Drew Pearson, 1973-83 (8-p)
- 8 Michael Irvin, 1988-98 (8-p)

#### Game

- 3 Craig Baynham, vs. Cleveland, 12/24/67 (2-r, 1-p)
- 3 Preston Pearson, @ LA Rams, 1/4/76 (3-p)
- 3 Emmitt Smith, vs. Green Bay, 1/14/96 (3-r)

#### Game, Opponent

- 3 Larry Schreiber, @ San Francisco, 12/23/72 (3-r)
- 3 Sidney Rice, @ Minnesota, 1/17/10 (3-p)

#### Most Consecutive Games Scoring Touchdown

- 8 Emmitt Smith, 1993-96
- 5 Duane Thomas, 1970-71
- 3 Tony Dorsett, 1977-78
- 3 Tony Dorsett, 1981-82
- 3 Emmitt Smith, 1992
- 3 Alvin Harper, 1992-93
- 3 Jay Novacek, 1992-93
- 3 Michael Irvin, 1994-95

### POINTS AFTER TOUCHDOWNS

#### Most Attempted, Career

- 40 Rafael Septien, 1978-85
- 24 Chris Boniol, 1994-96
- 15 Toni Fritsch, 1971-73, 1975

#### Most Attempted, Game

- 7 Danny Villanueva, vs. Cleveland, 12/24/67
- 7 Lin Elliott, vs. Buffalo, 1/31/93

#### Most Made, Career

- 40 Rafael Septien, 1978-85
- 24 Chris Boniol, 1994-96
- 15 Toni Fritsch, 1971-73, 1975

#### Most Made, Game

- 7 Danny Villanueva, vs. Cleveland, 12/24/67
- 7 Lin Elliott, vs. Buffalo, 1/31/93

#### Most Made, Game, Opponent

- 5 Don Cockroft, vs. Cleveland, 12/28/69
- 5 Roy Gerela, vs. Pittsburgh, 1/21/79
- 5 Eddie Murray, @ Detroit, 1/5/92
- 5 Doug Brien, @ San Francisco, 1/15/95

#### Most Made, No Misses, Career

- 40 Rafael Septien, 1978-86
- 24 Chris Boniol, 1994-96
- 15 Toni Fritsch, 1971-73, 1975

### FIELD GOALS

#### Most Attempted, Career

- 21 Rafael Septien, 1978-86
- 15 Chris Boniol, 1994-96
- 14 Toni Fritsch, 1972-76
- 14 Mike Clark, 1968-71, 1973

### Most Attempted, Game

- 5 Efen Herrera, vs. Denver, 1/15/78
- 4 Mike Clark, @ Cleveland, 12/21/68
- 4 Chris Boniol, vs. Minnesota, 12/28/96

### Most Attempted, Opponent, Game

- 6 David Ray, vs. LA Rams, 12/23/73
- 5 John Kasay, @ Carolina, 1/3/04
- 4 Curt Knight, @ Washington, 12/31/72
- 4 John Kasay, @ Carolina, 1/5/97
- 4 Greg Zuerlein, @ LA Rams, 1/12/19
- 4 Robby Gould, @ San Francisco, 1/22/23

### Most Made, Career

- 18 Rafael Septien, 1978-86
- 13 Chris Boniol, 1994-96
- 12 Toni Fritsch, 1972-76

### Most Made, Game

- 4 Chris Boniol, vs. Minnesota, 12/28/96
- 3 7 times, last by Chris Boniol @ Carolina, 1/5/97

### Most Made, Opponent, Game

- 5 John Kasay, @ Carolina, 1/3/04
- 4 Curt Knight, @ Washington, 12/31/72
- 4 John Kasay, @ Carolina, 1/5/97
- 4 Robbie Gould, @ San Francisco, 1/22/23

### Most Consecutive Field Goals Made

- 15 Rafael Septien, 1978-82
- 9 Chris Boniol, 1995-96
- 7 Efen Herrera, 1976-77
- 7 Eddie Murray, 1994, 1999

### Most Consecutive Games Made

- 7 Toni Fritsch, 1972-76
- 6 Rafael Septien, 1976-78
- 5 Chris Boniol, 1995-96

### Longest Field Goal

- 52 Dan Bailey, vs. Green Bay, 1/15/17
- 51 Chris Boniol, vs. Philadelphia, 1/7/96
- 51 Dan Bailey, vs. Detroit, 1/4/15
- 51 Greg Zuerlein, vs. San Francisco, 1/16/22
- 50 Rafael Septien, vs. Green Bay, 1/16/83
- 50 Eddie Murray, vs. San Francisco, 1/23/94
- 50 Martin Gramatica, @ Seattle, 1/6/07
- 50 Dan Bailey, vs. Green Bay, 1/15/17

### Longest Field Goal, Opponent

- 56 Mason Crosby, vs. Green Bay, 1/15/17
- 54 Steve Christie, vs. Buffalo, 1/30/94
- 53 Robbie Gould, vs. San Francisco, 1/16/22
- 52 Robbie Gould, vs. San Francisco, 1/16/22

### Highest Field Goal Percentage, Career (10 made)

- 90.0 Rafael Septien, 1978-86 (18-20)
- 86.7 Chris Boniol, 1994-96 (13-15)
- 85.7 Toni Fritsch, 1972-76 (12-14)

## SAFETIES

### Most, Game

- 1 George Andrie and Jethro Pugh, vs. Detroit, 12/26/70

- 1 Jim Jensen, vs. LA Rams, 12/19/76

### Most, Opponent, Game

- 1 Alan Page, @ Minnesota, 12/25/71
- 1 Reggie Harrison, vs. Pittsburgh, 1/18/76
- 1 Terry Glenn, fumble through end zone, @ Seattle, 1/6/07

## RUSHING

### ATTEMPTS

#### Career

- 349 Emmitt Smith, 1990-99
- 302 Tony Dorsett, 1977-85
- 174 Robert Newhouse, 1972-83

#### Game

- 35 Emmitt Smith, vs. Green Bay, 1/14/96
- 30 Duane Thomas, vs. Detroit, 12/26/70
- 30 Emmitt Smith, vs. Buffalo, 1/30/94

#### Game, Opponent

- 36 John Riggins, vs. Washington, 1/22/83
- 34 Eric Dickerson, @ LA Rams, 1/4/86
- 30 Larry Brown, @ Washington, 12/31/72

#### Career

- 1,586 Emmitt Smith, 1990-99
- 1,383 Tony Dorsett, 1977-85
- 651 Robert Newhouse, 1972-83

**Game**

- 160 Tony Dorsett, vs. LA Rams, 12/28/80
- 150 Emmitt Smith, vs. Green Bay, 1/14/96
- 148 Felix Jones, vs. Philadelphia, 1/9/10

**Game, Opponent**

- 248 Eric Dickerson, @ LA Rams, 1/4/86
- 194 Wilbert Montgomery, @ Philadelphia, 1/11/81
- 140 John Riggins, vs. Washington, 1/22/83
- 140 Robert Smith, @ Minnesota, 1/9/00

**Longest Run**

- 73 Felix Jones, vs. Philadelphia, 1/9/10 (TD)
- 65 Emmitt Smith, @ Minnesota, 1/9/00
- 53 Tony Dorsett, @ LA Rams, 1/7/79

**Longest Run, Opponent**

- 74 Adrian Murrell, vs. Arizona, 1/2/99
- 71 James Lofton, vs. Green Bay, 1/16/83 (TD)
- 55 Wilbert Montgomery, @ Philadelphia, 1/7/79
- 55 Eric Dickerson, vs. LA Rams, 12/26/83 (TD)

**Most Games, 100 or More Yards**

- 7 Emmitt Smith, 1990-98
- 3 Tony Dorsett, 1978-83
- 2 Duane Thomas, 1970-71
- 2 Ezekiel Elliott, 2016-19

**Most Consecutive Games, 100 or More Yards**

- 3 Emmitt Smith, 1992
- 2 Duane Thomas, 1970-71
- 2 Ezekiel Elliott, 2016-18

**AVERAGE GAIN**

**Career (50 attempts)**

- 5.68 Roger Staubach, 1969-79 (76-432)
- 4.58 Tony Dorsett, 1977-85 (302-1,383)
- 4.54 Emmitt Smith, 1990-99 (349-1,586)

**Game (10 attempts)**

- 9.25 Felix Jones, vs. Philadelphia, 1/9/10 (16-148)
- 7.27 Tony Dorsett, vs. LA Rams, 12/28/80 (22-160)
- 6.94 Calvin Hill, @ San Francisco, 12/23/72 (18-125)

**TOUCHDOWNS**

**Career**

- 19 Emmitt Smith, 1990-99
- 9 Tony Dorsett, 1977-85
- 4 Duane Thomas, 1970-71

**Game**

- 3 Emmitt Smith, vs. Green Bay, 1/14/96
- 2 Nine times, last by Emmitt Smith, vs. Minnesota, 12/28/96

**Game, Opponent**

- 3 Larry Schreiber, @ San Francisco, 12/23/72
- 2 Six times, last by C. J. Anderson @ LA Rams, 1/12/19

**Most Consecutive Games Rushing for Touchdown**

- 8 Emmitt Smith, 1993-96
- 4 Dak Prescott, 2018-22
- 3 Duane Thomas, 1971-72
- 3 Tony Dorsett, 1977-78
- 3 Tony Dorsett, 1981-82
- 3 Emmitt Smith, 1992

**PASSING**

**ATTEMPTS**

**Career**

- 502 Troy Aikman, 1989-99
- 410 Roger Staubach, 1969-79
- 360 Danny White, 1976-88

**Game**

- 53 Danny White, vs. LA Rams, 12/26/83
- 53 Troy Aikman, @ San Francisco, 1/15/95
- 49 Troy Aikman, vs. Arizona, 1/2/99

**Game, Opponent**

- 66 Tom Brady, @ Tampa Bay, 1/16/23
- 50 Jim Kelly, vs. Buffalo, 1/30/94
- 49 Neil O'Donnell, vs. Pittsburgh, 1/28/96

**COMPLETIONS**

**Career**

- 320 Troy Aikman, 1989-99
- 223 Roger Staubach, 1969-79
- 206 Danny White, 1976-88

**Game**

- 32 Danny White, vs. LA Rams, 12/26/83
- 30 Troy Aikman, @ San Francisco, 1/15/95
- 28 Troy Aikman, vs. Green Bay, 1/16/94

**Opponent, Game**

- 35 Tom Brady, @ Tampa Bay, 1/16/23
- 31 Jim Kelly, vs. Buffalo, 1/30/94
- 29 Erik Kramer, @ Detroit, 1/5/92

**Consecutive Passes Completed**

- 11 Dak Prescott, @ Tampa Bay, 1/16/23
- 10 Troy Aikman, vs. Pittsburgh, 1/28/96
- 10 Dak Prescott, @ Tampa Bay, 1/16/23

**COMPLETION PERCENTAGE**

**Career (150 attempts)**

- 63.75 Troy Aikman, 1989-99 (320 of 502)
- 61.62 Tony Romo, 2003-16 (114 of 185)
- 57.22 Danny White, 1976-88 (206 of 360)

**Game (20 attempts)**

- 76.67 Troy Aikman, vs. Green Bay, 1/8/95 (23 of 30)
- 75.76 Dak Prescott, @ Tampa Bay, 1/26/23 (25 of 33)
- 75.68 Troy Aikman, vs. Green Bay, 1/16/94 (28 of 37)

**YARDS GAINED**

**Career**

- 3,849 Troy Aikman, 1989-99
- 2,791 Roger Staubach, 1969-79
- 2,284 Danny White, 1976-88

**Game**

- 380 Troy Aikman, @ San Francisco, 1/15/95
- 337 Troy Aikman, vs. Green Bay, 1/8/95
- 330 Danny White, vs. LA Rams, 12/26/83

**Game, Opponent**

- 356 Aaron Rodgers, vs. Green Bay, 1/15/17
- 351 Tom Brady, @ Tampa Bay, 1/16/23
- 341 Erik Kramer, @ Detroit, 1/5/92

**Most Games, 300 or More Passing Yards, Career**

- 4 Troy Aikman, 1991-95
- 3 Danny White, 1976-88

**Longest Pass Completion (All TDs)**

- 94 Troy Aikman (to Harper), vs. Green Bay, 1/8/95
- 86 Don Meredith (to Hayes), vs. Cleveland, 12/24/67
- 83 Roger Staubach (to D. Pearson), vs. LA Rams, 12/23/73

**Longest Pass Completion, Opponent (All TDs except as noted)**

- 76 Michael Vick (to Jeremy Maclin), vs. Philadelphia, 1/9/10
- 75 Frank Ryan (to Paul Warfield), vs. Cleveland, 12/24/67
- 75 John Unitas (to John Mackey), vs. Baltimore, 1/17/71
- 75 Doug Williams (to Jimmie Giles), vs. Tampa Bay, 1/2/82 (no TD)

**TOUCHDOWNS**

**Career**

- 24 Roger Staubach, 1969-79
- 23 Troy Aikman, 1989-98
- 15 Danny White, 1976-88

**Game**

- 4 Roger Staubach, @ LA Rams, 1/4/76
- 4 Troy Aikman, vs. Buffalo, 1/31/93
- 4 Dak Prescott, @ Tampa Bay, 1/16/23

**Game, Opponent**

- 4 Bart Starr, vs. Green Bay, 1/1/67
- 4 Terry Bradshaw, vs. Pittsburgh, 1/21/79
- 4 Brett Favre, @ Minnesota, 1/17/10

**Most Consecutive Games, Touchdown Pass**

- 6 Dak Prescott, 2016-22
- 5 Troy Aikman, 1992-93
- 5 Troy Aikman, 1994-95
- 4 Danny White, 1982-83

**HAD INTERCEPTED**

**Career**

- 19 Roger Staubach, 1969-79
- 17 Troy Aikman, 1989-99
- 16 Danny White, 1976-88

**Game**

- 4 Roger Staubach, vs. Minnesota, 12/30/73
- 3 Ten times, last Troy Aikman, vs. Arizona, 1/2/99

**Game, Opponent**

- 4 Bob Avellini, vs. Chicago, 12/26/77
- 4 Craig Morton, vs. Denver, 1/15/78
- 4 Doug Williams, vs. Tampa Bay, 1/2/82

**Most Consecutive Passes Attempted, None Intercepted**

- 111 Troy Aikman, 1991-93
- 102 Roger Staubach, 1969-1973
- 88 Troy Aikman, 1994-96

**Most Attempts, No Interceptions, Game**

- 35 Tony Romo, vs. Philadelphia, 1/9/10
- 34 Troy Aikman, @ San Francisco, 1/17/93
- 33 Troy Aikman, vs. Green Bay, 1/14/96

**Most Attempts, No Interceptions, Game, Opponent**

- 38 Erik Kramer, @ Detroit, 1/5/92
- 35 Aaron Rodgers, @ Green Bay, 1/11/15
- 30 Vince Ferragamo, vs. LA Rams, 12/26/83
- 30 Randall Cunningham, vs. Philadelphia, 1/10/93

**RATING**

**Career**

- 93.0 Troy Romo 2006-16
- 92.3 Dak Prescott 2016-22
- 88.3 Troy Aikman 1989-00
- 76.0 Roger Staubach 1969-79

**Game**

- 143.6 Tony Romo, @ Green Bay, 1/11/15  
 143.3 Dak Prescott, @ Tampa Bay, 1/16/23  
 140.7 Troy Aikman, vs. Buffalo, 1/31/93

**Game, Opponent**

- 148.6 Billy Kilmer, @ Washington, 12/31/72  
 143.5 Bart Starr, vs. Green Bay, 1/1/67  
 134.4 Brett Favre, @ Minnesota, 1/17/10

**TIMES SACKED****Game**

- 7 Roger Staubach, vs. LA Rams, 12/23/73  
 7 Roger Staubach, vs. Pittsburgh, 1/18/76  
 6 Tony Romo, @ Minnesota, 1/17/10  
 6 Tony Romo, vs. Detroit, 1/4/15

**Opponent, Game**

- 5 John Hadl, vs. LA Rams, 12/23/73  
 5 Ron Jaworski, vs. LA Rams, 1/4/76  
 5 Steve Bartkowski, @ Atlanta, 12/30/78  
 5 Randall Cunningham, vs. Philadelphia, 1/10/93

**PASS RECEIVING****Career**

- 87 Michael Irvin, 1988-98  
 67 Drew Pearson, 1973-83  
 62 Jay Novacek, 1990-95

**Game**

- 12 Michael Irvin, @ San Francisco, 1/15/95  
 11 Jay Novacek, vs. Green Bay, 1/8/95  
 10 Jason Witten, @ Minnesota, 1/17/10  
 10 CeeDee Lamb, @ San Francisco, 1/22/23

**Game, Opponent**

- 10 Andre Hastings, vs. Pittsburgh, 1/28/96  
 9 Tom Waddle, @ Chicago, 12/29/91  
 9 Edgar Bennett, vs. Green Bay, 1/16/94

**Most Consecutive Games, Pass Reception**

- 22 Drew Pearson, 1973-83  
 16 Michael Irvin, 1991-98  
 13 Jay Novacek, 1991-95

**YARDS****Career**

- 1,315 Michael Irvin, 1988-98  
 1,105 Drew Pearson, 1973-83  
 655 Alvin Harper, 1991-94

**Game**

- 192 Michael Irvin, @ San Francisco, 1/15/95  
 163 Raghib Ismail, @ Minnesota, 1/9/00  
 144 Bob Hayes, vs. Cleveland, 12/24/67

**Game, Opponent**

- 161 Lynn Swann, vs. Pittsburgh, 1/18/76  
 152 Andre Reed, vs. Buffalo, 1/31/93  
 146 Charlie Taylor, vs. Washington, 12/31/72  
 146 Jeremy Maclin, vs. Philadelphia, 1/9/10

**Longest Pass Reception (All TDs)**

- 94 Alvin Harper (from Aikman), vs. Green Bay, 1/8/95  
 86 Bob Hayes (from Meredith), vs. Cleveland, 12/24/67  
 83 Drew Pearson (from Staubach), vs. LA Rams, 12/23/73

**Longest Pass Reception, Opponent (All TDs, except \*)**

- 76 J. Maclin (from M. Vick), vs. Philadelphia, 1/9/10  
 75 P. Warfield (from F. Ryan), vs. Cleveland 12/24/67  
 75 J. Mackey (from J. Unitas), vs. Baltimore, 1/17/71  
 75 J. Giles (from D. Williams), vs. Tampa Bay, 1/2/82\*

**Most Games, 100 or More Yards Receiving, Career**

- 6 Michael Irvin, 1988-98  
 2 Tony Hill, 1977-86  
 2 Alvin Harper, 1991-94

**AVERAGE GAIN****Career (20 receptions)**

- 27.3 Alvin Harper, 1991-94 (24-655)  
 16.5 Drew Pearson, 1973-83 (67-1,105)  
 15.8 Butch Johnson, 1976-83 (25-394)

**Game (3 receptions)**

- 39.0 Alvin Harper, @ San Francisco, 1/17/93 (3-117)  
 34.0 Frank Clarke, vs. Green Bay, 1/1/67 (3-102)  
 29.3 Alvin Harper, @ Chicago, 12/29/91 (3-88)

**TOUCHDOWNS****Career**

- 8 Drew Pearson, 1973-83  
 8 Michael Irvin, 1988-98  
 6 Jay Novacek, 1990-95

**Game**

- 3 Preston Pearson, @ LA Rams, 1/4/76

**Game, Opponent**

- 3 Sidney Rice, @ Minnesota, 1/17/10  
 2 Nine times, last by Amani Toomer, vs. N.Y. Giants, 1/13/08

**Most Consecutive Games, Touchdown**

- 3 Alvin Harper, 1992-93  
 3 Jay Novacek, 1992-93  
 3 Michael Irvin, 1994-95

**RUSHING-RECEIVING****ATTEMPTS****Career**

- 395 Emmitt Smith, 1990-99 (349-ru, 46-re)  
 348 Tony Dorsett, 1977-85 (302-ru, 46-re)  
 188 Robert Newhouse, 1972-83 (174-ru, 14-re)

**Game**

- 37 Emmitt Smith, vs. Green Bay, 1/14/96 (35-ru, 29-re)  
 34 Emmitt Smith, vs. Buffalo, 1/30/94 (30-ru, 4-re)  
 31 Emmitt Smith, @ San Francisco, 1/17/19 (24-ru, 7-re)

**YARDS****Career**

- 1,928 Emmitt Smith, 1990-99 (1,586-ru, 342-re)  
 1,786 Tony Dorsett, 1977-85 (1,383-ru, 403-re)  
 1,315 Michael Irvin, 1988-98 (0-ru, 1,315-re)

**Game**

- 192 Michael Irvin, @ San Francisco, 1/15/95 (192-re)  
 188 Tony Dorsett, vs. LA Rams, 12/28/80 (160-ru, 28-re)  
 178 Felix Jones, vs. Philadelphia, 1/9/10 (148-ru, 30-re)

**PUNTING****PUNTS****Career (25 punts)**

- 84 Danny White, 1976-85  
 51 Ron Widby, 1968-71  
 33 John Jett, 1993-96

**Game**

- 9 Ron Widby, vs. Baltimore, 1/17/71  
 8 Five times, last by Danny White, vs. LA Rams, 12/30/79

**Game, Opponent**

- 8 Donny Anderson, @ Green Bay, 12/31/67  
 8 Herman Weaver, vs. Detroit, 12/26/70  
 8 Neil Clabo, @ Minnesota, 1/1/78  
 8 Tom Hutton, vs. Philadelphia, 1/7/96  
 8 Scott Player, vs. Arizona, 1/2/99

**Longest Punt**

- 65 Ron Widby, vs. Detroit, 12/26/70  
 62 Mat McBriar, @ Seattle, 1/6/07  
 61 Mat McBriar, vs. Philadelphia, 1/9/10

**Longest Punt, Opponent**

- 66 Jake Schum, vs. Green Bay, 1/15/17  
 64 Dave Chapple, vs. LA Rams, 12/23/73  
 62 Craig Henrich, vs. Green Bay, 1/8/95

**AVERAGE GROSS YARDS****Career (25 punts)**

- 43.5 Mike Saxon, 1985-92  
 42.9 John Jett, 1993-96  
 40.1 Ron Widby, 1968-71

**Game (4 punts)**

- 53.6 Bryan Anger, vs. San Francisco, 1/16/22 (5-268)  
 48.4 Mat McBriar, @ Seattle, 1/6/07 (5-242)  
 48.0 Chris Jones, vs. Detroit, 1/11/15 (4-192)

**Game, Opponent (4 punts)**

- 51.4 Michael Dickson, vs. Seattle, 1/12/19 (7-360)  
 50.6 Sav Rocca, vs. Philadelphia, 1/9/10 (5-253)  
 49.0 Jake Camarda, @ Tampa Bay, 1/16/23 (5-245)

**HAD BLOCKED****Career**

- 1 Mike Saxon, 1986-1992  
 1 John Jett, 1993-95

**Most Consecutive Punts, None Blocked**

- 84 Danny White, 1976-83  
 80 Ron Widby, 1968-72  
 24 Marv Bateman, 1972-75

**INSIDE 20****Career**

- 21 Danny White, 1976-83  
 10 Mat McBriar, 2004-09  
 9 Ron Widby, 1968-72

**Game**

- 5 Mat McBriar, vs. Philadelphia, 1/9/10
- 4 Toby Gowin, vs. Arizona, 1/2/99
- 3 Eight times, last by Bryan Anger, @ SF, 1/22/23

**PUNT RETURNS**

**RETURNS**

**Career**

- 19 Butch Johnson, 1976-83
- 16 James Jones, 1980-82
- 12 Bob Hayes, 1965-74

**Game**

- 5 James Jones, vs. LA Rams, 12/28/80
- 5 Ron Fellows, vs. Tampa Bay, 1/9/83
- 5 Tavon Ausitn, vs. Seattle, 1/12/19
- 4 Seven times, last by J. Galloway, @ Carolina, 1/3/04

**Game, Opponent**

- 6 John Sciarra, @ Philadelphia, 1/11/81
- 5 Lem Barney, vs. Detroit, 12/26/70

**FAIR CATCHES**

**Career**

- 10 Bob Hayes, 1966-72
- 8 Lance Rentzel, 1967-69
- 8 Cliff Harris, 1970-79

**Game**

- 4 Lance Rentzel, @ Cleveland, 12/21/68
- 4 Cliff Harris, @ San Francisco, 12/23/72
- 3 Lance Rentzel, @ Green Bay, 12/31/67
- 3 Golden Richards, vs. Pittsburgh, 1/31/76
- 3 Gordon Banks, @ LA Rams, 1/4/86

**Game, Opponent**

- 4 Bobby Bryant, @ Minnesota, 12/25/71
- 3 Bobby Bryant, vs. Minnesota, 12/30/73
- 3 Travis Benjamin, vs. San Francisco, 1/16/22

**YARDS GAINED**

**Career**

- 208 Butch Johnson, 1976-83
- 151 Bob Hayes, 1965-74
- 147 James Jones, 1980-82

**Game**

- 141 Bob Hayes, vs. Cleveland, 12/24/67
- 81 James Jones, vs. LA Rams, 12/20/80
- 73 Tavon Austin, vs. Seattle, 1/15/19

**Game, Opponent**

- 69 John Sciarra, @ Philadelphia, 1/11/81
- 59 Reggie Brooks, vs. Green Bay, 1/16/94
- 54 Antonio Freeman, vs. Green Bay, 1/14/96

**Longest Punt Return**

- 68 Bob Hayes, vs. Cleveland, 12/24/67
- 64 Bob Hayes, vs. Cleveland, 12/24/67
- 63 Golden Richards, vs. Minnesota, 12/30/73 (TD)

**Longest Punt Return, Opponent**

- 43 Reggie Brooks, vs. Green Bay, 1/16/94
- 39 Antonio Freeman, vs. Green Bay, 1/14/96
- 30 Jim Bertelsen, vs. LA Rams, 12/23/73

**AVERAGE YARDAGE**

**Career (10 returns)**

- 12.6 Bob Hayes, 1965-74 (12-151)
- 11.0 Butch Johnson, 1976-83 (19-208)
- 9.2 James Jones, 1980-82 (16-147)

**Game (3 returns)**

- 47.0 Bob Hayes, vs. Cleveland, 12/24/67 (3-141)
- 18.7 Patrick Crayton, vs. Philadelphia, 1/9/10 (3-56)
- 16.2 James Jones, vs. LA Rams, 12/20/80 (5-81)

**Game, Opponent (3 returns)**

- 13.5 Antonio Freeman, vs. Green Bay, 1/14/96 (4-54)
- 13.0 Jim Bertelsen, vs. LA Rams, 1/23/73 (4-52)
- 11.5 John Sciarra, @ Philadelphia, 1/11/81 (6-69)

**TOUCHDOWNS**

**Game**

- 1 Golden Richards, vs. Minnesota, 12/30/73

**Game, Opponent**

None

**KICKOFF RETURNS**

**RETURNS**

**Career**

- 23 Kevin Williams, 1993-96
- 13 James Jones, 1980-82, 1984-85
- 12 Butch Johnson, 1976-83

**Game**

- 7 Michael Bates, @ Carolina 1/3/04
- 6 Kevin Williams, @ San Francisco, 1/15/95
- 6 Kevin Ogletree, @ Minnesota, 1/17/10

**Game, Opponent**

- 7 Del Rodgers, vs. Green Bay, 1/16/83
- 7 Antonio Freeman, vs. Green Bay, 1/14/96

**YARDS**

**Career**

- 505 Kevin Williams, 1993-96
- 267 James Jones, 1980-82, 1984-85
- 243 Cliff Harris, 1970-79

**Game**

- 172 Michael Bates, @ Carolina 1/3/04
- 136 Miles Austin, @ Seattle, 1/6/07
- 130 Kevin Williams, @ San Francisco, 1/15/95

**Game, Opponent**

- 155 Michael Bates, @ Carolina, 1/5/97
- 148 Del Rodgers, vs. Green Bay, 1/16/83
- 148 Antonio Freeman, vs. Green Bay, 1/14/96

**Longest Kickoff Return**

- 93 Miles Austin, @ Seattle, 1/6/07 (TD)
- 89 Rod Hill, vs. Green Bay, 1/9/83
- 50 Kevin Williams, vs. Buffalo, 1/30/94

**Longest Kickoff Return, Opponent**

- 97 Vic Washington, vs. San Francisco, 12/23/72 (TD)
- 67 Rick Upchurch, vs. Denver, 1/15/78
- 61 Clinton Jones, @ Minnesota, 12/25/71

**AVERAGE YARDAGE**

**Career (10 returns)**

- 22.1 Cliff Harris, 1970-79 (11-243)
- 22.0 Kevin Williams, 1993-96 (23-505)
- 21.5 Kelvin Martin, 1987-92 (11-2357)

**Game (3 returns)**

- 45.3 Miles Austin, @ Seattle, 1/6/07 (3-136)
- 39.3 Rod Hill, vs. Green Bay, 1/9/83 (3-118)
- 30.0 KaVontae Turpin, @ San Francisco, 1/22/23 (4-120)

**Game, Opponent (3 returns)**

- 45.3 Vic Washington, vs. San Francisco, 12/23/72 (3-136)
- 31.3 Rick Upchurch, vs. Denver, 1/15/78 (3-94)
- 31.0 Michael Bates, @ Carolina, 1/5/97 (5-155)
- 31.0 Domenik Hixon, vs. N.Y. Giants, 1/13/08 (3-93)

**TOUCHDOWNS**

**Game**

- 1 Miles Austin, @ Seattle, 1/6/07

**Game, Opponent**

- 1 Vic Washington, vs. San Francisco, 12/23/72

**INTERCEPTED BY**

**INTERCEPTIONS**

**Career**

- 9 Charlie Waters, 1970-78, 80-81
- 7 Dennis Thurman, 1978-85
- 6 Cliff Harris, 1970-79

**Game**

- 3 Charlie Waters, vs. Chicago, 12/26/77
- 3 Dennis Thurman, vs. Green Bay, 1/16/83
- 2 Seven times, last by Larry Brown, vs. Pittsburgh, 1/28/96

**Game, Opponent**

- 2 Skip Vanderhundert, @ San Francisco, 12/23/72
- 2 Bobby Bryant, vs. Minnesota, 12/30/73
- 2 Eric Davis, @ San Francisco, 1/15/95
- 2 Aeneas Williams, vs. Arizona, 1/2/99

**Most Consecutive Games Intercept Pass**

- 3 Mel Renfro, 1970
- 3 Randy Hughes, 1977-78

**YARDS GAINED**

**Career**

- 126 Dennis Thurman, 1978-85
- 124 Charlie Waters, 1970-78, 80-81
- 105 Larry Brown, 1991-95

**Game**

- 77 Larry Brown, vs. Pittsburgh, 1/28/96
- 68 Thomas Henderson, @ LA Rams, 1/7/79
- 60 Cornell Green, vs. Cleveland, 1/24/67

**Game, Opponent**

- 94 LeRoy Irvin, vs. LA Rams, 12/26/83
- 88 Walt Sumner, vs. Cleveland, 12/28/69
- 63 Bobby Bryant, vs. Minnesota, 12/30/73

**Longest Return (all TDs except as noted)**

- 68 Thomas Henderson, @ LA Rams, 1/7/79
- 60 Cornell Green, vs. Cleveland, 1/24/67
- 44 Larry Brown, vs. Pittsburgh, 1/28/96 (no TD)

**Longest Return, Opponents (all TDs except as noted)**

94 LeRoy Irvin, vs. LA Rams, 12/26/83 (no TD)  
 88 Walt Sumner, vs. Cleveland, 12/28/64  
 63 Bobby Bryant, vs. Minnesota, 12/30/73

**FUMBLES****OPPONENTS' FUMBLES RECOVERED****Career**

4 Cliff Harris, 1970-79  
 3 Charlie Waters, 1970-78, 1980-81

**Game**

2 Charlie Waters, vs. Detroit, 12/26/70  
 2 Harvey Martin, vs. Minnesota, 1/1/78  
 2 Randy Hughes, vs. Denver, 1/15/78  
 2 Jimmie Jones, vs. Buffalo, 1/31/93  
 2 Bobby Carpenter, vs. Philadelphia, 1/9/10  
 2 DeMarcus Lawrence, vs. Detroit, 1/4/15

**Longest Fumble Returns (All TDs except as noted)**

64 Leon Lett, vs. Buffalo, 1/31/93 (no TD)  
 46 James Washington, vs. Buffalo, 1/30/94  
 44 Chuck Howley, @ Cleveland, 12/21/68

**Longest Fumble Returns, Opponent (All TDs)**

60 Hugh Green, vs. Tampa Bay, 1/9/83  
 18 Jim Grabowski, vs. Green Bay, 1/1/67

**SACKS****TOTAL SACKS**

**Game**  
 3.0 Tony Casillas, @ San Francisco, 1/17/93  
**Game, Opponent**  
 3.0 Gary Jeter, @ LA Rams, 1/4/86  
 3.0 Ray Edwards, @ Minnesota, 1/17/10

**BLOCKED KICKS****BLOCKED PUNTS**

**Game**  
 1 Darrick Brownlow, vs. Chicago, 12/29/91  
**Game, Opponent**  
 1 Steve Tasker, vs. Buffalo, 1/31/93  
 1 Bernardo Harris, vs. Green Bay, 1/14/96

**BLOCKED FIELD GOALS**

**Game, Opponent**  
 1 Datone Jones, @ Green Bay, 1/11/15

**Cowboys Team Playoff Records****SINGLE GAME****SCORING****Most Points**

52 vs. Cleveland, 12/24/67 (Dallas 52, Cleveland 14)  
 52 vs. Buffalo, 1/31/93 (Dallas 52, Buffalo 17)  
 40 vs. Minnesota, 12/28/96 (Dallas 40, Minn. 15)

**Most Points, Opponent**

38 vs. Cleveland, 12/28/69 (Cleveland 38, Dallas 14)  
 38 @ Detroit, 1/5/92 (Detroit 38, Dallas 6)  
 38 @ San Francisco, 1/15/95 (S.F. 38, Dallas 28)

**Most Points, Both Teams**

69 vs. Buffalo, 1/31/93 (Dallas 52, Buff. 17)  
 66 vs. Cleveland, 12/24/67 (Dallas 52, Cleveland 14)  
 66 vs. Pittsburgh, 1/21/79 (Pittsburgh 35, Dallas 31)  
 66 @ San Francisco, 1/15/95 (S.F. 38, Dallas 28)

**Fewest Points**

0 @ LA Rams, 1/4/86 (LA Rams 20, Dallas 0)  
 3 @ Washington, 12/31/72 (Wash. 26, Dallas 3)  
 3 @ Minnesota, 1/17/10 (Minnesota 34, Dallas 3)

**Fewest Points, Opponent**

0 vs. Detroit, 12/26/70 (Dallas 5, Detroit 0)  
 0 @ LA Rams, 1/7/79 (Dallas 28, LA Rams 0)  
 0 vs. Tampa Bay, 1/2/82 (Dallas 38, Tampa Bay 0)

**Most Points Overcome To Win Game**

18 @ San Francisco, 12/23/72  
 14 @ Atlanta, 1/4/81  
 14 vs. Detroit, 1/4/15

**Most Decisive Win**

38 vs. Tampa Bay, 1/2/82 (Dallas 38, Tampa Bay 0)  
 38 vs. Cleveland, 12/24/67 (Dallas 52, Cleveland 14)  
 35 vs. Buffalo, 1/31/93 (Dallas 52, Buffalo 17)

**Most Decisive Loss**

32 @ Detroit, 1/5/92 (Detroit 38, Dallas 6)  
 31 @ Minnesota, 1/17/10 (Minnesota 34, Dallas 3)  
 24 vs. Cleveland, 12/28/69 (Cleveland 38, Dallas 14)

**FIRST DOWNS****Most First Downs**

29 vs. LA Rams, 12/28/80  
 29 vs. Tampa Bay, 1/9/83  
 29 @ San Francisco, 1/15/95

**Most First Downs, Opponent**

30 @ LA Rams, 1/12/19  
 27 vs. Green Bay, 1/15/17  
 26 @ San Francisco, 1/10/82  
 26 @ Chicago, 12/29/91

**Most First Downs, Both Teams**

52 vs. Green Bay, 1/15/17  
 50 @ Tampa Bay, 1/16/23  
 49 @ LA Rams, 1/12/19

**Fewest First Downs**

8 @ Washington, 12/31/72  
 9 vs. Minnesota, 12/30/73  
 9 vs. Baltimore, 1/17/71

**Fewest First Downs, Opponent**

7 vs. Detroit, 12/26/70  
 8 vs. Tampa Bay, 1/9/83  
 9 vs. San Francisco, 1/2/72  
 9 @ LA Rams, 1/4/76

**Fewest First Downs, Both Teams**

21 vs. Detroit, 12/26/70  
 23 vs. Baltimore, 1/17/71  
 24 @ Washington, 12/31/72

**Most First Downs, Rushing**

19 vs. LA Rams, 12/28/80  
 16 @ San Francisco, 1/3/71  
 16 vs. Minnesota, 12/28/96

**Most First Downs, Rushing, Opponent**

17 @ LA Rams, 1/12/19  
 14 vs. Minnesota, 12/30/73  
 13 @ Philadelphia, 1/11/81

**Fewest First Downs, Rushing**

2 @ Washington, 1/22/83  
 3 Four times, last @ Carolina, 1/3/04

**Fewest First Downs, Rushing, Opponent**

0 vs. Philadelphia, 1/9/10  
 1 @ LA Rams, 1/4/76  
 2 Six times, last vs. Arizona, 1/2/99

**Most First Downs, Passing**

20 vs. LA Rams, 12/26/83  
 19 vs. Tampa Bay, 1/2/82  
 19 @ Washington, 1/22/83

**Most First Downs, Passing, Opponent**

20 @ Tampa Bay, 1/16/23  
 19 @ Detroit, 1/5/92  
 18 vs. Green Bay, 1/15/17

**Fewest First Downs, Passing**

3 vs. Detroit, 12/26/70  
 3 @ Washington, 12/31/72  
 4 vs. LA Rams, 12/23/73

**Fewest First Downs, Passing, Opponent**

1 vs. Denver, 1/15/78  
 3 vs. LA Rams, 1/4/86  
 4 vs. Atlanta, 12/30/78  
 4 vs. Tampa Bay, 1/9/83

**Most First Downs, Penalty**

4 @ Carolina, 1/5/97  
 4 vs. Philadelphia, 1/9/10  
 3 vs. Green Bay, 1/8/95  
 3 @ San Francisco, 1/15/95  
 3 vs. Arizona, 1/2/99  
 3 vs. Detroit, 1/4/15  
 3 @ Green Bay, 1/11/15  
 3 vs. Seattle, 1/5/19

**Most First Downs, Penalty, Opponent**

4 vs. Baltimore, 1/17/71  
 4 vs. Buffalo, 1/31/93  
 4 @ Seattle, 1/6/07  
 4 vs. Philadelphia, 1/9/10  
 4 vs. San Francisco, 1/16/22



## NET YARDS GAINED RUSHING AND PASSING

### Most Yards Gained

528	vs. LA Rams, 425+5	12/28/80
451	@ San Francisco,	1/15/95
450	vs. Green Bay,	1/8/95

### Most Yards Gained, Opponent

466	vs. Green Bay,	1/6/83
459	@ LA Rams,	1/12/19
421	@ Detroit,	1/5/92

### Most Yards Gained, Both Teams

843	vs. Green Bay,	1/15/17
841	vs. Green Bay,	1/6/83
831	@ San Francisco,	1/17/93

### Fewest Yards Gained

153	vs. Minnesota,	12/30/73
169	@ Washington,	12/31/72
183	vs. Minnesota,	12/25/71

### Fewest Yards Gained, Opponent

118	@ LA Rams,	1/4/76
156	vs. Detroit,	12/26/70
156	vs. Denver,	1/15/78

### Fewest Yards Gained, Both Teams

387	@ Green Bay,	12/31/67
387	vs. Detroit,	12/26/70
459	vs. Minnesota,	12/30/73

## RUSHING

### ATTEMPTS

#### Most Rushing Attempts

51	@ San Francisco,	1/3/71
50	vs. Detroit,	12/26/70
50	@ LA Rams,	1/4/76

#### Most Rushing Attempts, Opponent

49	vs. LA Rams,	12/19/76
48	@ LA Rams,	1/12/19
47	vs. Minnesota,	12/30/73

#### Fewest Rushing Attempts

16	@ Minnesota,	1/9/00
18	@ LA Rams,	1/4/86
18	@ Carolina,	1/3/04

#### Fewest Rushing Attempts, Opponent

12	vs. Green Bay,	1/14/96
12	@ Tampa Bay,	1/16/23
13	vs. Green Bay,	1/16/94
13	vs. Philadelphia,	1/9/10

## YARDS

#### Most Yards Gained Rushing

338	vs. LA Rams,	12/28/80
255	vs. Minnesota,	12/28/96
252	vs. Miami,	1/16/72

#### Most Yards Gained Rushing, Opponent

273	@ LA Rams,	1/12/19
269	@ LA Rams,	1/4/86
263	@ Philadelphia,	1/11/81

#### Most Yards Gained Rushing, Both Teams

430	vs. LA Rams,	12/28/80
349	@ Philadelphia,	1/11/81
337	vs. Cleveland,	12/24/67

#### Fewest Yards Gained Rushing

50	@ LA Rams,	1/12/19
56	vs. Pittsburgh,	1/28/96
61	@ LA Rams,	1/4/86

#### Fewest Yards Gained Rushing, Opponent

22	vs. LA Rams,	12/19/76
31	vs. Green Bay,	1/16/94
48	vs. Green Bay,	1/14/96

#### Fewest Yards Gained Rushing, Both Teams

128	vs. Green Bay,	1/16/94
157	vs. LA Rams,	12/26/83
159	vs. Pittsburgh,	1/28/96

## PASSING

### ATTEMPTS

#### Most Passes Attempted

53	vs. LA Rams,	12/26/83
53	@ San Francisco,	1/15/95
49	vs. Arizona,	1/2/99

#### Most Passes Attempted, Opponent

66	@ Tampa Bay,	1/16/23
50	vs. Buffalo,	1/30/94
49	vs. Pittsburgh,	1/28/96

#### Most Passes Attempted, Both Teams

99	@ Tampa Bay,	1/16/23
85	vs. Arizona,	1/2/99
84	vs. LA Rams,	12/26/83

#### Fewest Passes Attempted

14	@ Minnesota,	12/25/71
14	vs. Chicago,	12/24/77
15	vs. Cleveland,	12/24/67

#### Fewest Passes Attempted, Opponent

18	@ Washington,	12/31/72
18	vs. N.Y. Giants,	1/13/08
19	vs. Pittsburgh,	1/18/76
20	vs. Detroit,	12/26/70

#### Fewest Passes Attempted, Both Teams

38	vs. Detroit,	12/26/70
39	@ Washington,	12/31/72
39	vs. LA Rams,	12/23/73

## COMPLETIONS

#### Most Passes Completed

32	vs. LA Rams,	12/26/83
30	@ San Francisco,	1/15/95
28	vs. Green Bay,	1/16/94

#### Most Passes Completed, Opponent

35	@ Tampa Bay,	1/16/23
31	vs. Buffalo,	1/30/94
29	@ Detroit,	1/5/92

#### Most Passes Completed, Both Teams

60	@ Tampa Bay,	1/16/23
56	vs. Green Bay,	1/16/94
52	vs. Green Bay,	1/15/17

#### Fewest Passes Completed

4	vs. Detroit,	12/26/70
7	@ San Francisco,	1/3/71
8	vs. LA Rams,	12/23/73
8	vs. Chicago,	12/26/77

#### Fewest Passes Completed, Opponent

6	@ LA Rams,	1/4/86
7	vs. Detroit,	12/26/70
7	vs. LA Rams,	12/23/73

#### Fewest Passes Completed, Both Teams

11	vs. Detroit,	12/26/70
15	vs. LA Rams,	12/23/73
21	vs. LA Rams,	12/30/79
21	@ Philadelphia,	1/11/81

## YARDS

#### Most Yards Gained Passing

352	@ San Francisco,	1/15/95
330	vs. Green Bay,	1/8/95
310	@ Atlanta,	1/4/81

#### Most Yards Gained Passing, Opponent

356	vs. Green Bay,	1/15/17
351	@ Tampa Bay,	1/16/23
337	@ Detroit,	1/5/92

#### Most Yards Gained Passing, Both Teams

658	vs. Green Bay,	1/15/17
656	@ Tampa Bay,	1/16/23
616	vs. Detroit,	1/4/15

#### Fewest Yards Gained Passing

22	vs. Detroit,	12/26/70
63	vs. Minnesota,	12/30/73
72	vs. San Francisco,	1/2/72

#### Fewest Yards Gained Passing, Opponent

35	vs. Denver,	1/15/78
47	@ LA Rams,	1/4/86
52	vs. Atlanta,	12/30/78

#### Fewest Yards Gained Passing, Both Teams

102	vs. Detroit,	12/26/70
166	vs. Minnesota,	12/30/73
193	@ Philadelphia,	1/11/81

## SACKS

### TOTAL SACKS

#### Most Sacks

8	@ Green Bay,	12/31/67
5	Eight times, last	vs. Philadelphia, 1/7/96

#### Most Sacks, Opponent

7	vs. LA Rams,	12/23/73
7	vs. Pittsburgh,	1/18/76
6	vs. San Francisco,	1/2/72
6	@ Minnesota,	1/17/10
6	vs. Detroit,	1/4/15

## SACK YARDAGE

## Most Sack Yardage

76 @ Green Bay, 12/31/67  
51 @ LA Rams, 1/4/76  
45 vs. Philadelphia, 1/10/93

## Most Sack Yardage, Opponent

52 vs. Pittsburgh, 1/21/79  
51 vs. Detroit, 1/4/15  
44 vs. LA Rams, 12/23/73

## INTERCEPTIONS

## TOTAL INTERCEPTIONS

## Most Interceptions

5 @ LA Rams, 1/7/79  
4 Five times, last vs. Buffalo, 1/31/93

## Most Interceptions, Opponent

4 @ Cleveland, 12/21/68  
4 vs. Minnesota, 12/30/73  
3 Nine times, last vs. Arizona, 1/2/99

## YARDS

## Most Yards

123 @ LA Rams, 1/7/79  
77 vs. Pittsburgh, 1/28/96  
76 vs. Chicago, 12/26/77

## Most Yards, Opponent

123 vs. Cleveland, 12/28/69  
122 @ Carolina, 1/5/97  
111 vs. LA Rams, 12/26/83

## PUNTING

## TOTAL PUNTS

## Most Punts

9 vs. Baltimore, 1/17/71  
8 Five times, last vs. LA Rams, 12/30/79

## Most Punts, Opponent

8 @ Green Bay, 12/31/67  
8 vs. Detroit, 12/26/70  
8 vs. Minnesota, 1/1/78  
8 vs. Philadelphia, 1/7/96  
8 vs. Arizona, 1/2/99

## Fewest Punts

1 @ San Francisco, 1/15/95  
1 vs. Minnesota, 12/28/96  
2 vs. Cleveland, 12/24/67  
2 vs. LA Rams, 12/28/80  
2 @ Green Bay, 1/11/15  
2 vs. Green Bay, 1/15/17

## Fewest Punts, Opponent

1 vs. Cleveland, 12/28/69  
1 @ Chicago, 12/29/91  
1 @ San Francisco, 1/17/93  
1 @ Carolina, 1/5/97  
1 @ LA Rams, 1/12/19

## AVERAGE YARDAGE

## Highest Average Distance Punting (4 punts)

53.6 vs. San Francisco, 1/16/22  
48.4 @ Seattle, 1/6/07  
48.0 vs. Detroit, 1/11/15

## Highest Average Distance Punting, Opponent (4 punts)

51.4 vs. Seattle, 1/5/19  
50.6 vs. Philadelphia, 1/9/10  
49.0 @ Tampa Bay, 1/16/23

## PUNT RETURNS

## TOTAL RETURNS

## Most Punt Returns

6 vs. Seattle, 1/5/19  
5 vs. Minnesota, 1/1/78  
5 vs. LA Rams, 12/28/80  
5 vs. Tampa Bay, 1/9/83

## Most Punt Returns, Opponent

6 vs. Detroit, 12/26/70  
6 @ Philadelphia, 1/11/81  
5 Four times, last vs. Pittsburgh, 1/18/76

## YARDS GAINED

## Most Yards Gained Punt Returns

155 vs. Cleveland, 12/24/67  
81 vs. LA Rams, 12/28/80  
80 vs. Seattle, 1/5/19

## Most Yards Gained Punt Returns, Opponent

69 @ Philadelphia, 1/11/81  
59 vs. Green Bay, 1/16/94  
54 vs. Green Bay, 1/14/96

## KICKOFF RETURNS

## TOTAL RETURNS

## Most Kickoff Returns

8 @ Carolina, 1/3/04  
7 @ San Francisco, 1/15/95  
7 @ Minnesota, 1/17/10

## Most Kickoff Returns, Opponent

8 @ LA Rams, 1/4/76  
8 vs. Chicago, 12/26/77  
8 vs. Minnesota, 12/28/96

## YARDS GAINED

## Most Yards Gained Kickoff Returns

179 @ Carolina, 1/3/04  
173 vs. Green Bay, 1/16/83  
160 @ Seattle, 1/6/07

## Most Yards Gained Kickoff Returns, Opponent

188 @ Minnesota, 12/25/71  
173 vs. Denver, 1/15/78  
167 @ LA Rams, 1/4/76

## FUMBLES

## TOTAL FUMBLES

## Most Fumbles

6 vs. Denver, 1/15/78  
6 vs. Atlanta, 12/30/78  
5 @ Philadelphia, 1/11/81

## Most Fumbles, Opponent

8 vs. Buffalo, 1/31/93  
5 @ San Francisco, 12/23/72  
5 vs. Minnesota, 1/1/78  
5 vs. Baltimore, 1/17/71

## FUMBLES LOST

## Most Fumbles Lost

3 @ San Francisco, 12/23/72  
3 vs. Atlanta, 12/30/78  
3 @ Philadelphia, 1/11/81  
3 @ LA Rams, 1/4/86  
3 @ Minnesota, 1/9/00

## Most Fumbles Lost, Opponent

5 vs. Buffalo, 1/31/93  
4 vs. Baltimore, 1/17/71  
4 vs. Denver, 1/15/78  
4 vs. Minnesota, 12/28/96

## PENALTIES

## TOTAL PENALTIES

## Most Penalties

14 vs. Philadelphia, 1/9/10  
14 vs. San Francisco, 1/16/22  
12 vs. Denver, 1/15/78  
11 vs. LA Rams, 12/28/80  
11 vs. N.Y. Giants, 1/13/08

## Most Penalties, Opponent

11 vs. Green Bay, 1/14/96  
10 vs. Tampa Bay, 1/2/82  
10 @ Green Bay, 1/11/15

## Fewest Penalties

2 Nine times, last @ Tampa Bay, 1/16/23

## Fewest Penalties, Opponent

0 vs. Detroit, 12/26/70  
0 vs. Miami, 1/16/72  
0 vs. Pittsburgh, 1/18/76  
0 @ Carolina, 1/3/04

## YARDS PENALIZED

## Most Yards Penalized

120 vs. Baltimore, 1/17/71  
112 vs. Philadelphia, 1/9/10  
98 @ San Francisco, 1/15/95

## Most Yards Penalized, Opponent

116 vs. Philadelphia, 1/9/10  
106 @ San Francisco, 1/10/82  
105 vs. Tampa Bay, 1/2/82

## Fewest Yards Penalized

10 vs. Cleveland, 12/24/67  
10 @ Minnesota, 12/25/71  
10 @ Minnesota, 1/17/10

## Fewest Yards Penalized, Opponent

0 vs. Detroit, 12/26/70  
0 vs. Miami, 1/16/72  
0 vs. Pittsburgh, 1/18/76  
0 @ Carolina, 1/3/04

## LARGEST MARGIN

### VICTORY

- 38 pts, (52-14) vs. Cleveland, Dec. 24, 1967
- 38 pts, (38-0) vs. Tampa Bay, Jan. 2, 1982
- 35 pts, (52-17) vs. Buffalo, Jan. 31, 1993
- 30 pts, (37-7) @ LA Rams, Jan. 4, 1976  
30 pts, (37-7) vs. Chicago, Dec. 26, 1977

### DEFEAT

- 32 pts, (38-6) @ Detroit, Jan. 5, 1992
- 31 pts, (34-3) @ Minnesota, Jan. 17, 2010
- 24 pts, (38-14) vs. Cleveland, Dec. 28, 1969
- 23 pts, (26-3) @ Washington, Dec. 31, 1972
- 20 pts, (20-0) @ LA Rams, Jan. 4, 1986

## Cowboys Longest Playoff Plays

### LONG RUNS FROM SCRIMMAGE

73 yards	—	Felix Jones vs. Philadelphia (TD) .....	January 9, 2010
65 yards	—	Emmitt Smith @ Minnesota .....	January 9, 2000
53 yards	—	Tony Dorsett @ LA Rams .....	January 7, 1979
48 yards	—	Calvin Hill @ San Francisco .....	December 23, 1972
44 yards	—	Ezekiel Elliott vs. Seattle .....	January 5, 2019
38 yards	—	Emmitt Smith vs. Buffalo .....	January 31, 1993
37 yards	—	Emmitt Smith vs. Minnesota (TD) .....	December 28, 1996
36 yards	—	Marion Barber vs. N.Y. Giants .....	January 13, 2008
35 yards	—	Julius Jones @ Seattle .....	January 6, 2007
32 yards	—	Ron Springs vs. LA Rams .....	December 28, 1980
30 yards	—	DeMarco Murray @ Green Bay .....	January 11, 2015

### LONG FORWARD PASSES

94 yards	—	Troy Aikman to Alvin Harper vs. Green Bay (TD) .....	January 8, 1995
86 yards	—	Don Meredith to Bob Hayes vs. Cleveland (TD) .....	December 24, 1967
83 yards	—	Roger Staubach to Drew Pearson vs. LA Rams (TD) .....	December 23, 1973
76 yards	—	Tony Romo to Terrance Williams vs. Detroit (TD) .....	January 4, 2015
70 yards	—	Troy Aikman to Alvin Harper @ San Francisco .....	January 17, 1993
68 yards	—	Don Meredith to Frank Clarke vs. Green Bay (TD) .....	January 1, 1967

### LONG PUNT RETURNS

68 yards	—	Bob Hayes vs. Cleveland .....	December 24, 1967
<b>63 yards</b>	—	<b>Golden Richards vs. Minnesota (TD) .....</b>	<b>December 30, 1973</b>
51 yards	—	Tavon Austin vs. Seattle .....	January 5, 2019
<b>44 yards</b>	—	<b>Butch Johnson vs. LA Rams .....</b>	<b>December 19, 1976</b>
<b>43 yards</b>	—	<b>James Jones vs. LA Rams .....</b>	<b>December 28, 1980</b>
41 yards	—	Deion Sanders vs. Arizona .....	January 2, 1999

### LONG KICKOFF RETURNS

<b>93 yards</b>	—	<b>Miles Austin @ Seattle (TD) .....</b>	<b>January 6, 2007</b>
89 yards	—	Rod Hill vs. Green Bay .....	January 16, 1983
50 yards	—	Kevin Williams vs. Buffalo .....	January 30, 1994
48 yards	—	Thomas Henderson vs. Pittsburgh .....	January 18, 1976
<b>44 yards</b>	—	<b>KaVontae Turpin @ San Francisco .....</b>	<b>January 22, 2023</b>
41 yards	—	Michael Bates @ Carolina .....	January 3, 2004
39 yards	—	Kelvin Martin vs. Philadelphia .....	January 10, 1993
39 yards	—	Kevin Williams vs. Green Bay .....	January 8, 1995
<b>35 yards</b>	—	<b>KaVontae Turpin @ Tampa Bay .....</b>	<b>January 16, 2023</b>

### LONG INTERCEPTION RETURNS

68 yards	—	Thomas Henderson @ LA Rams (TD) .....	January 7, 1979
60 yards	—	Cornell Green vs. Cleveland (TD) .....	December 24, 1967
44 yards	—	Larry Brown vs. Pittsburgh .....	January 28, 1996
39 yards	—	Dennis Thurman vs. Green Bay (TD) .....	January 16, 1983

### LONG FUMBLE RETURNS

64 yards	—	Leon Lett vs. Buffalo .....	January 31, 1993
46 yards	—	James Washington vs. Buffalo (TD) .....	January 30, 1994
44 yards	—	Chuck Howley @ Cleveland (TD) .....	December 21, 1968
37 yards	—	Mike Hegman vs. Pittsburgh (TD) .....	January 21, 1979

**Bold denotes rookie**

# Cowboys Big Playoff Days

## 100-YARD RUSHING GAMES

160 yards	—	Tony Dorsett vs. LA Rams	December 28, 1980
150 yards	—	Emmitt Smith vs. Green Bay	January 14, 1996
148 yards	—	Felix Jones vs. Philadelphia	January 9, 2010
143 yards	—	Duane Thomas @ San Francisco	January 3, 1971
137 yards	—	Ezekiel Elliott vs. Seattle	January 5, 2019
<b>135 yards</b>	—	<b>Duane Thomas vs. Detroit</b>	<b>December 26, 1970</b>
132 yards	—	Emmitt Smith vs. Buffalo	January 30, 1994
129 yards	—	Marion Barber vs. N.Y. Giants	January 13, 2008
125 yards	—	Calvin Hill @ San Francisco	December 23, 1972
<b>125 yards</b>	—	<b>Ezekiel Elliott vs. Green Bay</b>	<b>January 15, 2017</b>
123 yards	—	DeMarco Murray @ Green Bay	January 11, 2015
116 yards	—	Emmitt Smith vs. Minnesota	December 28, 1996
114 yards	—	Emmitt Smith vs. Philadelphia	January 10, 1993
114 yards	—	Emmitt Smith @ San Francisco	January 17, 1993
112 yards	—	Julius Jones @ Seattle	January 6, 2007
110 yards	—	Tony Dorsett vs. Tampa Bay	January 9, 1983
108 yards	—	Don Perkins vs. Green Bay	January 1, 1967
108 yards	—	Emmitt Smith vs. Buffalo	January 31, 1993
105 yards	—	Emmitt Smith @ Chicago	December 29, 1991
101 yards	—	Tony Dorsett @ LA Rams	January 7, 1979

## 300-YARD PASSING GAMES

380 yards	—	Troy Aikman @ San Francisco	January 15, 1995
337 yards	—	Troy Aikman vs. Green Bay	January 8, 1995
330 yards	—	Danny White vs. LA Rams	December 26, 1983
322 yards	—	Danny White @ Atlanta	January 4, 1981
322 yards	—	Troy Aikman @ San Francisco	January 17, 1993
312 yards	—	Danny White vs. Tampa Bay	January 9, 1983
305 yards	—	Dak Prescott @ Tampa Bay	January 16, 2023
302 yards	—	Troy Aikman vs. Green Bay	January 16, 1994
<b>302 yards</b>	—	<b>Dak Prescott vs. Green Bay</b>	<b>January 15, 2017</b>

## 100-YARD RECEIVING GAMES

192 yards	—	Michael Irvin @ San Francisco	January 15, 1995
163 yards	—	Raghib Ismail @ Minnesota	January 9, 2000
144 yards	—	Bob Hayes vs. Cleveland	December 24, 1967
142 yards	—	Tony Hill vs. Green Bay	January 16, 1983
136 yards	—	Billy Parks @ San Francisco	December 23, 1972
132 yards	—	Dez Bryant vs. Green Bay	January 15, 2017
126 yards	—	Michael Irvin vs. Green Bay	January 16, 1994
124 yards	—	Kevin Williams vs. Philadelphia	January 7, 1996
123 yards	—	Preston Pearson @ LA Rams	January 4, 1976
<b>119 yards</b>	—	<b>Michael Gallup @ LA Rams</b>	<b>January 12, 2019</b>
117 yards	—	Alvin Harper @ San Francisco	January 17, 1993
117	—	CeeDee Lamb @ San Francisco	January 22, 2023
115 yards	—	Tony Hill vs. LA Rams	December 26, 1983
114 yards	—	Michael Irvin vs. Buffalo	January 31, 1993
111 yards	—	Michael Irvin vs. Green Bay	January 8, 1995
108 yards	—	Alvin Harper vs. Green Bay	January 8, 1995
106 yards	—	Amari Cooper vs. Seattle	January 5, 2019
104 yards	—	Jay Novacek vs. Green Bay	January 8, 1995
103 yards	—	Michael Irvin vs. Minnesota	December 28, 1996
102 yards	—	Frank Clarke vs. Green Bay	January 1, 1967
100 yards	—	Michael Irvin vs. Green Bay	January 14, 1996

**Bold denotes rookie**

COWBOYS DALLAS



# HISTORY



AS COWB

COWBOYS

**DEMARCUS WARE**

## 1960 ★ DALLAS COWBOYS STATISTICS ★ 1960

SEVENTH PLACE, EASTERN CONFERENCE  
HEAD COACH: TOM LANDRY

## PRESEASON (1-5)

Date	W/L	Score	Opponent	Att.
8/6	L	10-16	San Fran. @ Seattle	22,000
8/13	L	13-20	St. Louis @ San Ant.	14,000
8/19	L	10-14	BALTIMORE	40,000
8/27	W	14-3	N.Y. Giants @ L'ville	10,663
9/4	L	14-49	L.A. Rams @ Pendleton	13,500
9/11	L	23-28	Green Bay @ Minn.	20,121

## REGULAR SEASON (0-11-1)

Date	W/L	Score	Opponent	Att.
9/24	L	28-35	PITTSBURGH	30,000
9/30	L	25-27	PHILADELPHIA	18,500
10/9	L	14-26	@ Washington	21,142
10/16	L	7-48	CLEVELAND	28,500
10/23	L	10-12	@ St. Louis	23,128
10/30	L	7-45	BALTIMORE	25,500
11/6	L	13-38	L.A. RAMS	16,000
11/13	L	7-41	@ Green Bay	32,294
11/20	L	14-26	SAN FRANCISCO	10,000
11/27	L	7-17	@ Chicago	39,951
12/4	T	31-31	@ N.Y. Giants	55,033
12/11	L	14-23	@ Detroit	43,272

## TEAM STATISTICS

	DALLAS	OPP
FIRST DOWNS	180	216
Rushing	57	106
Passing	105	97
Penalty	18	13
Third Down-Made/Att.	39/144	60/150
Third Down Efficiency	27.1	40.0
Fourth Down-Made/Att.	8/10	3/7
TOTAL NET YARDS	3,153	4,372
Avg. Per Game	279.7	333.1
Total Plays	698	858
Avg. Per Play	4.5	5.1
NET YARDS RUSHING	1,049	2,242
Avg. Per Game	87.4	186.8
Total Rushes	311	445
Avg. Per Rush	3.4	5.0
NET YARDS PASSING	2,104	2,130
Avg. Per Game	175.3	177.5
Sacked/Yards Lost	33/284	20/173
Gross Yards	2,388	2,303
Attempts/Completions	354/163	393/159
Pct. of Completions	46.0	40.0
Had Intercepted	33	15
PUNTS/AVERAGE	60/41.8	50/41.3
Net Punting Average	35.4	34.6
PUNT RET./AVG.	24/8.0	18/4.6
KICKOFF RET./AVG.	66/18.8	30/30.5
INT./AVG. RET.	15/6.5	33/11.8
PENALTIES/YARDS	62/600	72/672
FUMBLES/BALL LOST	21/17	21/11
TOUCHDOWNS	25	47
Rushing	6	24
Passing	17	20
Returns	2	3
EXTRA POINTS/ATTEMPTS	21/23	43/44
FIELD GOALS/ATTEMPTS	6/13	17/24

RUSHING	ATT	YDS	AVG	LG	TD
Dupre	104	362	3.5	18	3
McIlhenny	96	321	3.3	21	1
Kowalczyk	50	156	3.1	34	1
Babb	39	115	2.9	12	0
LeBaron	16	94	5.9	23	1
Heinrich	2	3	1.5	3	0
Meredith	3	4	0.8	8	0
Clarke	1	-6	-6.0	-6	0
Cowboys	311	1,049	3.4	34	6
Opponents	445	2,242	5.0	75	24

RECEIVING	NO	YDS	AVG	LG	TD
Doran	31	554	17.9	75	3
Dugan	29	461	15.9	49	1
Howton	23	363	15.8	41	4
Dupre	21	216	10.3	36	2
McIlhenny	15	120	8.0	64	1
Kowalczyk	14	143	10.2	23	1
Babb	13	140	10.8	27	1
Clarke	9	290	32.2	76	3
Bielski	4	38	9.5	15	1
Mathews	3	44	14.7	20	0
Lewis	1	19	19.0	19	0
Cowboys	163	2,388	14.7	76	17
Opponents	159	2,303	14.5	70	20

INTERCEPTIONS	NO	YDS	AVG	LG	TD
Franchhauser	3	11	3.7	9	0
Bishop	3	13	4.3	13	0
Bericch	2	27	13.5	23	0
Hansen	2	14	7.0	14	0
Patera	1	21	21.0	21	0
Tubbs	1	5	5.0	5	0
Braatz	1	4	4.0	4	0
Cronin	1	2	2.0	2	0
Butler	1	0	0.0	0	0
Cowboys	15	100	6.7	23	0
Opponents	33	366	11.1	43	2

PUNTING	NO	YDS	AVG	TB	IN20	LG	BL	NET
Sherer	57	2,420	42.5	4	15	67	0	39.5
LeBaron	3	97	32.3	0	4	48	0	31.3
Cowboys	60	2,517	42.0	4	15	67	0	39.2
Opp.	50	2,068	41.2	1	20	60	0	37.1

PUNT RETURNS	NO	FC	YDS	AVG	LG	TD
Butler	13	6	131	10.1	46	0
Mooty	8	4	37	4.6	8	0
Franchhauser	3	2	24	8.0	17	0
Dupre	0	1	0	0	0	0
Cowboys	24	13	192	8.0	46	0
Opponents	18	16	83	4.6	25	0

KICKOFF RETURNS	NO	YDS	AVG	LG	TD
Franchhauser	25	509	20.5	46	0
Butler	20	399	19.2	60	0
Mooty	10	205	20.5	13	0
Babb	3	46	15.3	20	0
Dupre	2	44	22.0	22	0
Dowdle	2	22	11.0	17	0
Putnam	1	13	13.0	13	0
Bielski	1	4	4.0	4	0
Kowalczyk	1	0	0.0	0	0
Sherer	1	0	0.0	0	0
Cowboys	66	1,242	18.8	60	0
Opponents	32	811	25.3	90	1

PASSING	ATT	COMP	YDS	PCT	AVG	PCT	PCT	LG	SKS/YDS	RATING
LeBaron	225	111	1,736	49.3	7.7	12	5.3	25	11.1	76
Meredith	68	29	281	42.6	4.1	2	2.9	5	7.4	23
Heinrich	61	23	371	37.7	6.1	3	4.9	3	4.9	64
Cowboys	354	163	2,388	46.0	6.8	17	4.8	33	9.3	76
Opponents	293	145	2,130	49.5	7.3	20	6.8	15	5.1	70

SCORE BY	1	2	3	4	OT	T
QUARTERS						
Cowboys	30	51	27	69	-	177
Opponents	68	148	65	88	-	369

FIELD GOALS	7-19	20-29	30-39	40-49	50+
Cone	1-2	1-2	2-4	2-4	0-1
Cowboys	1-2	1-2	2-4	2-4	0-1
Opponents	6-8	11-12	0-2	0-2	0-0

Cone: (1),(31,45),(24B,32B),(25,44M),(51M),  
(32,41),(1),(17B,40B,32M),(11),(1)  
Opponents: (38M),(21,27),(15,29,10,38),(1),  
(18,18M),(39B,26),(9),(18M,21,21),  
(18,45M,28,16,45M,22),(22M,20),(26),(25)

SCORING	TDR	TDP	TDR1	FG	PAT	S	TP
Cone	0	0	0	6/13	21/23	0	39
Dupre	3	2	0	0/0	0/0	0	30
Howton	0	4	0	0/0	0/0	0	24
Doran	0	3	0	0/0	0/0	0	18
Clarke	0	3	0	0/0	0/0	0	18
Kowalczyk	1	1	0	0/0	0/0	0	12
McIlhenny	1	1	0	0/0	0/0	0	12
Babb	0	1	0	0/0	0/0	0	6
Dugan	0	1	0	0/0	0/0	0	6
LeBaron	1	0	0	0/0	0/0	0	6
Bielski	0	1	0	0/0	0/0	0	6
Cowboys	6	17	0	6/13	21/23	0	177
Opponents	22	20	3*	17/24	43/44	2	369

\* Stephens 34 int return vs. Cleveland (10/16)  
Mitchell 90 kickoff return vs. Cleveland (10/16)  
Nitschke 43 int return @ Green Bay (11/13)  
+ Tracey tackle in endzone @ St. Louis (10/23)  
Punt snap out of endzone @ Detroit (12/11)

## USUAL STARTERS

WR	Fred Dugan	LE	Nate Borden
LT	Bob Fry	RT	Don Healy
LG	Duane Putnam	RT	Ed Husmann
C	John Houser	RE	John Gonzaga
RG	Buzz Guy (7)	LLB	Wayne Hansen
	Mike Falls (5)	MLB	Jerry Tubbs
RT	Paul Dickson (8)	RLB	Gene Cronin
	Dick Klein (4)	LCB	Tom Franchhauser
TE	Jim Doran (9)	SCB	Don Bishop
	Dick Bielski (3)	S	Bob Bericch (6)
WR	Bill Howton (7)	Fred Doelling (3)	
	Frank Clarke (3)	Gary Wisener (3)	
QB	Eddie LeBaron	FS	Bill Butler
RB	Don McIlhenny (7)		
	L.G. Dupre (5)	P	Dave Sherer
FB	Walt Kowalczyk (7)	K	Fred Cone
	Gene Babb (5)		

## Pro Bowlers in Bold

# 1961 ★ DALLAS COWBOYS STATISTICS ★ 1961

STAFF

PLAYERS

2022 SEASON

RECORDS

PLAYOFF RECORDS

STATISTICS

SIDELINES

## SIXTH PLACE, WESTERN CONFERENCE HEAD COACH: TOM LANDRY

### PRESEASON (2-3)

Date	W/L	Score	Opponent	Att.
8/5	W	38-13	Minn. @ Sioux Falls	4,954
8/11	L	7-30	GREEN BAY	30,000
8/26	L	10-28	N.Y. Giants @ Albuq.	21,500
9/1	W	35-24	Balt. @ Norman	19,000
9/9	L	10-24	San Fran. @ Sac.	22,130

### REGULAR SEASON (4-9-1)

9/17	W	27-24	PITTSBURGH	23,500
9/24	W	21-7	MINNESOTA	20,500
10/1	L	7-25	@ Cleveland	43,638
10/8	W	28-0	@ Minnesota	33,070
10/15	L	10-31	N.Y. GIANTS	41,500
10/22	L	7-43	PHILADELPHIA	25,000
10/29	W	17-16	@ N.Y. Giants	60,254
11/5	L	17-31	ST. LOUIS	20,500
11/12	L	7-37	@ Pittsburgh	17,519
11/19	T	28-28	WASHINGTON	17,500
11/26	L	13-35	@ Philadelphia	60,127
12/3	L	17-38	CLEVELAND	23,500
12/10	L	13-31	@ St. Louis	15,384
12/17	L	24-34	@ Washington	21,451

### TEAM STATISTICS DALLAS OPP

FIRST DOWNS	.....	239	.....	254
Rushing	.....	100	.....	122
Passing	.....	130	.....	120
Penalty	.....	9	.....	12
Third Down-Made/Att.	.....	NA	.....	NA
Third Down Efficiency	.....	NA	.....	NA
Fourth Down-Made/Att.	.....	4/16	.....	5/9
TOTAL NET YARDS	.....	4,480	.....	4,592
Avg. Per Game	.....	320	.....	328
Total Plays	.....	863	.....	787
Avg. Per Play	.....	5.1	.....	5.8
NET YARDS RUSHING	.....	1,819	.....	2,161
Avg. Per Game	.....	130.0	.....	154.4
Total Rushes	.....	415	.....	439
Avg. Per Rush	.....	4.4	.....	4.9
NET YARDS PASSING	.....	2,661	.....	2,431
Sacked/Yards Lost	.....	27/257	.....	22/209
Gross Yards	.....	2,918	.....	2,640
Attempts/Completions	.....	422/215	.....	326/168
Pct. of Completions	.....	50.1	.....	51.5
Had Intercepted	.....	27	.....	25
PUNTS/AVERAGE	.....	61/36.7	.....	43/45.5
Net Punting Average	.....	31.8	.....	42.6
PUNT RET./AVG.	.....	24/4.3	.....	17/11.4
KICKOFF RET./AVG.	.....	64/21.0	.....	43/22.1
INT./AVG. RET.	.....	25/15.0	.....	27/21.7
PENALTIES/YARDS	.....	47/427	.....	38/362
FUMBLES/BALL LOST	.....	46/21	.....	30/18
TOUCHDOWNS	.....	29	.....	49
Rushing	.....	6	.....	21
Passing	.....	23	.....	21
Returns	.....	0	.....	7
EXTRA POINTS/ATTEMPTS	.....	29/29	.....	44/49
FIELD GOALS/ATTEMPTS	.....	11/24	.....	14/29

RUSHING	ATT	YDS	AVG	LG	TD
Perkins	200	815	4.1	47	4
Marsh	84	379	4.1	71	1
Lockett	66	280	4.3	21	0
Meredith	22	176	8.0	28	1
LeBaron	18	72	4.0	21	0
Dupre	16	60	3.7	12	0
Douglas	5	24	4.8	6	0
Howton	1	9	9.0	9	0
McIlhenny	2	4	2.0	4	0
Cowboys	415	1,819	4.4	71	6
Opponents	439	2,161	4.9	40	21

RECEIVING	NO	YDS	AVG	LG	TD
Howton	56	785	14.2	53	4
Clarke	41	919	22.4	80	9
Perkins	32	298	9.3	38	1
Bielski	26	377	15.1	28	3
Marsh	21	189	9.0	46	2
Lockett	15	114	7.6	26	2
Doran	13	153	11.3	29	2
Dupre	6	49	8.1	17	0
Gregory	3	30	10.0	13	0
McIlhenny	1	6	6.0	6	0
Douglas	1	-2	-2.0	-2	0
Cowboys	215	2,918	13.6	80	23
Opponents	168	2,640	15.7	78	21

INTERCEPTIONS	NO	YDS	AVG	LG	TD
Bishop	8	172	21.5	57	0
Berlich	3	48	16.0	28	0
Tubbs	3	33	11.0	33	0
Moegle	2	31	15.5	25	0
Harris	2	13	6.5	12	0
Franckhauser	1	23	23.0	23	0
Gregory	1	21	21.0	21	0
Dowdle	1	14	14.0	14	0
Healy	1	11	11.0	11	0
Howley	1	5	5.0	5	0
Livingston	1	3	3.0	3	0
Frost	1	0	0.0	0	0
Cowboys	25	374	15.0	57	0
Opponents	27	586	21.7	101	5

PUNTING	NO	YDS	AVG	TB	IN20	LG	BL	NET
Green	61	2,236	36.7	5	6	53	1	31.8
Cowboys	61	2,236	36.7	5	6	53	1	31.8
Opp.	43	1,956	45.5	1	20	60	0	42.6

PUNT RETURNS	NO	FC	YDS	AVG	LG	TD
Marsh	14	3	71	5.1	19	0
Livingston	6	0	20	3.3	12	0
Dupre	2	0	4	2.0	4	0
Perkins	1	2	8	8.0	8	0
Douglas	1	0	0	0.0	0	0
Cowboys	24	5	103	4.3	19	0
Opponents	17	27	194	11.4	66	0

KICKOFF RETURNS	NO	YDS	AVG	LG	TD
Marsh	26	667	25.7	79	0
Perkins	22	443	20.1	30	0
Dupre	6	110	17.8	24	0
Lockett	4	46	11.5	21	0
Babb	2	34	17.0	19	0
Dowdle	2	33	16.5	19	0
Douglas	1	12	12.0	12	0
Doran	1	0	0.0	0	0
Cowboys	64	1,395	21.0	79	0
Opponents	43	950	22.1	49	1

SCORE BY QUARTERS	1	2	3	4	OT	T
Cowboys	54	44	69	69	-	236
Opponents	81	119	85	95	-	380

FIELD GOALS	7-19	20-29	30-39	40-49	50+
Green	2-3	1-4	2-3	0-4	0-1
Bielski	0-0	3-3	2-3	1-3	0-0
Cowboys	2-3	4-6	4-6	1-7	0-1
Opponents	4-5	7-8	1-4	0-2	2-0

Green: (41M,15,29M,27),(41M),(47M,40M),(0),(16,37M),(54M),(20B,32),(22B,32),(0,0,0),(16M),(0,0)

Bielski: (0,0,0,0,0,0,0,0,0),(47M,49M),(42,32),(35),(29,29),(27,38M)

Opponents: (39M,45M,12),(35M,30M,11B),(28,28),(40M),(47M,29),(20,26M),(44,31,47M,47M,13),(47M,22),(28,19,47),(41B),(0),(20),(16),(47M)

SCORING	TDR	TD	TDR:	FG	PAT	S	TP
Clarke	0	9	0	0/0	0/0	0	54
Bielski	0	3	0	6/9	10/10	0	46
Perkins	4	1	0	0/0	0/0	0	30
Green	0	0	0	5/15	19/19	0	24
Howton	0	4	0	0/0	0/0	0	24
Marsh	1	2	0	0/0	0/0	0	18
Doran	0	2	0	0/0	0/0	0	12
Lockett	0	2	0	0/0	0/0	0	12
Meredith	1	0	0	0/0	0/0	0	6
Cowboys	6	23	0	11/24	29/29	0	236
Opponents	21	21	7*	14/29	44/49	0	380

\* Sample 39 int return vs. Pittsburgh (9/17)  
 Barnes 101 int return vs. N.Y. Giants (10/15)  
 Stacey 31 int return vs. St. Louis (11/5)  
 Stacey 34 int return vs. St. Louis (11/5)  
 Hackbart 33 int return vs. Washington (11/19)  
 Parrish 34 fumble return vs. Cleveland (12/3)  
 Costello 30 fumble return vs. Cleveland (12/3)

### USUAL STARTERS

WR	Bill Howton	LE	Bob Lilly
LT	Bob Fry	LT	Don Healy
LG	Andy Overco (10)	RT	Bill Herchman
	John Houser (4)	RE	Nate Borden
C	Mike Connelly	LLB	Chuck Howley (8)
RG	Mike Falls	MLB	Mike Dowdle (6)
RT	Charlie Granger (7)	MRB	Jerry Tubbs
	Bob McCreary (4)	RLB	Gene Babb (9)
TE	John Houser (3)		Chuck Howley (5)
	<b>Dick Bielski</b>	LCB	Warren Livingston (8)
WR	Frank Clarke		Jim Harris (4)
QB	Eddie LeBaron (10)	RCB	Don Bishop
	Don Meredith (4)	SS	Bob Berlich (8)
RB	<b>Don Perkins</b>		Tom Franckhauser (4)
FB	Amos Marsh (7)	FS	Dick Moegle
	J.W. Lockett (7)		
		P	Allen Green
K	Allen Green (9)		
	Dick Bielski (5)		<b>Pro Bowlers in Bold</b>

PASSING	ATT	COMP	YDS	PCT	AVG	TD	PCT	PCT	INT	LG	SKS/YDS	RATING
LeBaron	236	120	1,741	50.8	7.4	14	5.9	16	6.8	80	11/89	66.7
Meredith	182	94	1,161	51.6	6.4	9	4.9	11	6.0	56	16/147	63.0
Humphrey	2	1	16	50.0	8.0	0	0.0	0	0.0	16	0/0	77.1
Lockett	2	0	0	0.0	0.0	0	0.0	0	0.0	0	0/0	39.6
Cowboys	422	215	2,918	51.0	6.9	23	5.5	27	6.4	80	27/257	65.1
Opponents	326	168	2,640	51.5	8.1	21	6.4	25	7.7	78	22/209	58.1

## 1962 ★ DALLAS COWBOYS STATISTICS ★ 1962

FIFTH PLACE, EASTERN CONFERENCE  
HEAD COACH: TOM LANDRY

Preseason (0-5)				
Date	W/L	Score	Opponent	Att.
8/10	L	7-31	GREEN BAY	54,500
8/18	L	24-35	Detroit @ Cleveland	77,683
8/25	L	10-24	Balt. @ Roanoke	14,000
9/1	L	7-26	San Fran. @ Sac.	20,000
9/8	L	26-45	Minn. @ Atlanta	12,500
REGULAR SEASON (5-8-1)				
Date	W/L	Score	Opponent	Att.
9/16	T	35-35	WASHINGTON	15,730
9/23	L	28-30	PITTSBURGH	19,478
9/30	W	27-17	@ LA Rams	26,907
10/7	L	10-19	@ Cleveland	44,040
10/14	W	41-19	PHILADELPHIA	18,645
10/21	W	42-27	@ Pittsburgh	23,106
10/28	L	24-28	ST. LOUIS	16,027
11/4	W	38-10	@ Washington	49,888
11/11	L	10-41	N.Y. GIANTS	45,668
11/18	L	33-34	CHICAGO	12,692
11/25	L	14-28	@ Philadelphia	58,070
12/2	W	45-21	CLEVELAND	24,226
12/9	L	20-52	@ St. Louis	14,102
12/16	L	31-41	@ N.Y. Giants	62,694

TEAM STATISTICS			DALLAS	OPP
FIRST DOWNS	.....	246	.....	274
Rushing	.....	101	.....	93
Passing	.....	136	.....	166
Penalty	.....	9	.....	15
Third Down-Made/Att.	.....	72/183	.....	64/167
Third Down Efficiency	.....	39.3	.....	38.3
Fourth Down-Made/Att.	.....	6/7	.....	2/5

TOTAL NET YARDS	.....	4,912	.....	5,184
Avg. Per Game	.....	350	.....	370
Total Plays	.....	843	.....	848
Avg. Per Play	.....	5.8	.....	6.1
NET YARDS RUSHING	.....	2,040	.....	1,510
Avg. Per Game	.....	145.7	.....	107.9
Total Rushes	.....	434	.....	386
Avg. Per Rush	.....	4.7	.....	3.9
NET YARDS PASSING	.....	2,883	.....	3,688
Sacked/Yards Lost	.....	29/232	.....	25/216
Gross Yards	.....	3,115	.....	3,904
Attempts/Completions	.....	380/200	.....	437/233
Pct. of Completions	.....	52.6	.....	53.3
Had Intercepted	.....	17	.....	20
PUNTS/AVERAGE	.....	57/45.4	.....	63/40.6
Net Punting Average	.....	40.7	.....	37.8
PUNT RET./AVG.	.....	18/4.5	.....	28/6.8
KICKOFF RET./AVG.	.....	59/20.5	.....	63/23.5
INT./AVG. RET.	.....	20/18.3	.....	17/15.5
PENALTIES/YARDS	.....	62/639	.....	56/569
FUMBLES/BALL LOST	.....	32/19	.....	33/16
TOUCHDOWNS	.....	51	.....	52
Rushing	.....	16	.....	17
Passing	.....	31	.....	33
Returns	.....	4	.....	2
EXTRA POINTS/ATTEMPTS	.....	50/51	.....	49/52
FIELD GOALS/ATTEMPTS	.....	14/27	.....	13/22

PASSING	ATT	COMP	YDS	PCT	AVG	TD	PCT	INT	PCT	INT	LG	SKS/YDS	RATING
Meredith	212	105	1,679	49.5	7.9	15	7.1	8	3.8	69t	14/113	84.2	
LeBaron	166	95	1,436	57.2	8.7	16	9.6	9	5.4	85t	15/119	95.4	
Baker	1	0	0	0.0	0.0	0	0.0	0	0.0	0	0/0	39.6	
Lockett	1	0	0	0.0	0.0	0	0.0	0	0.0	0	0/0	39.6	
Cowboys	380	200	3,115	52.6	8.2	31	8.2	17	4.5	85t	29/232	88.7	
Opponents	437	233	3,904	53.3	8.9	33	7.6	20	4.6	86t	25/216	89.8	

RUSHING	ATT	YDS	AVG	LG	TD
Perkins	222	945	4.3	35	7
Marsh	144	802	5.6	70	6
Bullocks	33	196	6.0	73t	2
Meredith	21	74	3.5	9	0
Lockett	8	24	3.0	7	1
LeBaron	6	-1	-0.2	3	0
Cowboys	434	2,040	4.7	73t	6
Opponents	386	1,510	3.9	35	17

RECEIVING	NO	YDS	AVG	LG	TD
Howton	49	706	14.1	69t	6
Clarke	47	1,043	22.2	66t	14
Folkins	39	536	13.7	52	6
Marsh	35	467	13.3	85t	2
Perkins	13	104	8.0	21	0
Lockett	7	78	10.1	29t	2
Gregory	3	70	23.3	24	0
Bullocks	3	46	15.3	22t	1
Norman	2	34	17.0	29	0
Davis	2	31	15.5	24	0
Cowboys	200	3,115	15.6	85t	31
Opponents	233	3,904	16.8	86t	33

INTERCEPTIONS	NO	YDS	AVG	LG	TD
Bishop	6	134	22.3	44	0
Gaechter	5	136	27.2	100t	1
Tubbs	4	35	8.7	21	0
Howley	2	33	16.5	21	0
Norton	2	21	10.5	21	0
Dowdle	1	7	7.0	7	0
Cowboys	20	366	18.3	100t	1
Opponents	17	263	15.5	57t	1

PUNTING	NO	YDS	AVG	TB	IN20	LG	BL	NET
Baker	57	2,589	45.4	4	13	72	0	40.7
Cowboys	57	2,589	45.4	4	13	72	0	40.7
Opp.	63	2,560	40.6	5	8	63	0	37.8

PUNT RETURNS	NO	FC	YDS	AVG	LG	TD
Lockett	8	4	45	5.6	17	0
Gaechter	7	7	32	4.5	15	0
Marsh	3	3	4	1.3	2	0
Cowboys	18	14	81	4.5	17	0
Opponents	28	14	190	6.8	21	0

KICKOFF RETURNS	NO	YDS	AVG	LG	TD
Marsh	29	725	25.0	101t	1
Bullocks	14	265	18.9	62	0
Lockett	6	130	21.6	31	0
Davis	4	66	16.5	23	0
Norman	2	5	2.5	5	0
Gaechter	1	16	16.0	16	0
Talbert	1	0	0.0	0	0
Cvercko	1	0	0.0	0	0
Memmelaar	1	0	0.0	0	0
Cowboys	59	1,207	20.5	101t	1
Opponents	63	1,604	25.5	92t	1

SCORE BY	1	2	3	4	OT	T
QUARTERS						
Cowboys	54	119	107	118		398
Opponents	65	124	56	157		402

FIELD GOALS	7-19	20-29	30-39	40-49	50-6+
Baker	4-4	1-2	5-10	3-5	1-6
Cowboys	4-4	1-2	5-10	3-5	1-6
Opponents	5-7	1-1	3-5	3-7	1-5

Baker: (35M), (1), (35M,34,52M,48), (15,39M), (40, 50M,11), (1), (52M,37,54M,39M), (16), (42M,53), (36,37), (34M), (15), (22M,25,47), (35,55M,47M)  
Opponents: (1), (51), (51M,35,42), (36,9), (10,52M,40,18B), (1), (14), (16,37), (21,41,15), (32M,35M,16M), (47M,52B), (49M,42), (45M,50M)

SCORING	TDR	TDP	TDR	FG	PAT	S	TP
Baker	0	0	0	14/27	50/51	0	92
Clarke	0	14	0	0/0	0/0	0	84
Marsh	6	2	1a	0/0	0/0	0	54
Perkins	7	0	0	0/0	0/0	0	42
Folkins	0	6	0	0/0	0/0	0	36
Howton	0	6	0	0/0	0/0	0	36
Bullocks	2	1	0	0/0	0/0	0	18
Lockett	1	2	0	0/0	0/0	0	18
Gaechter	0	0	1b	0/0	0/0	0	6
Norton	0	0	1c	0/0	0/0	0	6
Bishop	0	0	1d	0/0	0/0	0	6
Cowboys	16	31	4	14/27	50/51	0	398
Opponents	17	33	2*	13/25	49/52	1	402

a 101 kickoff return vs. Philadelphia (10/14)

b 100 int return vs. Philadelphia (10/14)

c 84 FG return @ St. Louis (12/9)

d 94 fumble return vs. St. Louis (10/28)

\* Mitchell 92 kickoff return vs. Washington (9/16)

Wilson 57 int return vs. St. Louis (10/28)

+ Holding in end zone vs. Pittsburgh (9/23)

## USUAL STARTERS

WR	Bill Howton	LE	Bob Lilly
LT	Bob Fry	LT	Guy Reese
LG	Andy Cvercko	RT	John Meyers
C	Mike Connelly	RE	George Andrie
RG	Dale Memmelaar	LLB	Mike Dowdle
RT	Monte Clark (10)	MLB	Jerry Tubbs
TE	Don Talbert (4)	RLB	Chuck Howley
TE	Lee Folkins (11)	LCB	Mike Gaechter (9)
	Pettis Norman (3)		Cornell Green (3)
WR	Frank Clarke	RCB	Don Bishop
QB	Eddie LeBaron	SS	Jerry Norton
RB	Don Perkins	FS	Dick Nolan
FB	Amos Marsh		

K Sam Baker  
P Sam Baker

Pro Bowlers in Bold



# 1963 ★ DALLAS COWBOYS STATISTICS ★ 1963

STAFF PLAYERS 2022 SEASON RECORDS PLAYOFF RECORDS STATISTICS 1963 SIDELINES

## FIFTH PLACE, EASTERN CONFERENCE HEAD COACH: TOM LANDRY

### PRESEASON (3-2)

Date	W/L	Score	Opponent	Att.
8/8	W	17-14	@ LA Rams	70,675
8/17	L	10-31	GREEN BAY	53,121
8/24	L	17-20	LA Rams @ Port.	29,349
8/30	W	37-24	San Fran. @ Baker.	9,927
9/7	W	27-17	Detroit @ N.O.	51,218

### REGULAR SEASON (4-10)

9/14	L	7-34	ST. LOUIS	36,432
9/22	L	24-41	CLEVELAND	28,710
9/29	L	17-21	@ Washington	40,101
10/6	L	21-24	@ Philadelphia	60,671
10/13	W	17-14	DETROIT	27,264
10/20	L	21-37	@ N.Y. Giants	62,889
10/27	L	21-27	@ Pittsburgh	19,047
11/3	W	35-20	WASHINGTON	18,838
11/10	L	24-31	@ San Francisco	29,563
11/17	W	27-20	PHILADELPHIA	23,694
11/24	L	17-27	@ Cleveland	55,096
12/1	W	27-34	N.Y. GIANTS	29,653
12/8	L	19-24	PITTSBURGH	24,136
12/15	W	28-24	@ St. Louis	12,695

### TEAM STATISTICS

	DALLAS	OPP
FIRST DOWNS	248	266
Rushing	105	114
Passing	132	139
Penalty	11	13
Third Down-Made/Att.	62/169	69/171
Third Down Efficiency	36.7	40.4
Fourth Down-Made/Att.	6/10	16/20
TOTAL NET YARDS	4,263	5,325
Avg. Per Game	304.5	380.4
Total Plays	839	878
Avg. Per Play	5.1	6.1
NET YARDS RUSHING	1,795	2,094
Avg. Per Game	128.2	149.6
Total Rushes	420	455
Avg. Per Rush	4.3	4.6
NET YARDS PASSING	2,468	3,231
Sacked/Yards Lost	44/331	20/161
Gross Yards	2,799	3,392
Attempts/Completions	375/200	403/202
Pct. of Completions	53.3	50.1
Had Intercepted	21	26
PUNTS/AVERAGE	71/44.2	52/41.5
Net Punting Average	40.6	37.8
PUNT RET./AVG.	23/7.7	36/4.9
KICKOFF RET./AVG.	48/22.9	46/24.5
INT./AVG. RET.	26/21.1	21/20.8
PENALTIES/YARDS	67/627	52/479
FUMBLES/BALL LOST	29/15	23/11
TOUCHDOWNS	40	48
Rushing	18	12
Passing	20	31
Returns	2	5
EXTRA POINTS/ATTEMPTS	38/40	45/48
FIELD GOALS/ATTEMPTS	9/20	15/32

RUSHING	ATT	YDS	AVG	LG	TD
Perkins	149	614	4.1	19†	7
Marsh	99	483	4.9	41†	5
Bullocks	96	341	3.6	17	2
Meredith	41	185	4.5	26	3
Stiger	31	140	4.5	4	1
Baker	1	15	15.0	15	0
Clarke	1	12	12.0	12	0
LeBaron	2	5	2.5	4	0
Cowboys	420	1,795	4.3	41†	18
Opponents	455	2,094	4.6	71†	12

RECEIVING	NO	YDS	AVG	LG	TD
Clarke	43	833	19.4	75†	10
Howton	33	514	15.6	44†	3
Folkins	31	407	13.1	35†	4
Marsh	26	224	8.6	35	0
Norman	18	341	18.9	49	3
Barnes	15	195	13.0	27	0
Perkins	14	84	6.0	20	0
Stiger	13	131	10.1	42	0
Bullocks	7	70	10.0	22	0
Cowboys	200	2,799	14.0	75†	20
Opponents	202	3,392	16.8	85†	31

INTERCEPTIONS	NO	YDS	AVG	LG	TD
Green	7	211	34.5	55	0
Bishop	5	45	9.0	31	0
Gaechter	3	140	46.7	86	0
Jordan	3	41	13.6	23	0
Livingston	3	31	10.3	29	0
Tubbs	2	61	20.3	44	0
Howley	2	3	1.5	3	0
Edwards	1	17	17.0	17	0
Cowboys	26	549	21.1	86	0
Opponents	21	437	20.8	82	5

PUNTING	NO	YDS	AVG	TB	IN20	LG	BL	NET
Baker	71	3,138	44.2	4	13	64	0	40.6
Cowboys	71	3,138	44.2	4	13	64	0	40.6
Opp.	52	2,159	41.5	5	8	73	0	37.8

PUNT RETURNS	NO	FC	YDS	AVG	LG	TD
Stiger	14	2	141	10.1	45	0
Overton	5	5	32	6.4	14	0
Gaechter	2	2	2	1.0	2	0
Howley	1	0	0	0.0	0	0
Norman	1	0	0	0.0	0	0
Cowboys	23	9	175	7.9	45	0
Opponents	36	13	176	4.9	26	0

KICKOFF RETURNS	NO	YDS	AVG	LG	TD
Stiger	18	432	24.0	66	0
Hayes, W.	2	48	24.0	25	0
Bullocks	19	453	23.8	56	0
Marsh	9	167	18.6	31	0
Cowboys	48	1,100	22.9	66	0
Opponents	46	1,125	24.5	54	0

SCORE BY	1	2	3	4	OT	T
QUARTERS						
Cowboys	68	124	48	65	-	305
Opponents	58	114	88	118	-	378

FIELD GOALS	7-9	20-29	30-39	40-49	50+
Baker	2-3	3-6	1-1	1-1	2-7
Cowboys	2-3	3-6	1-1	2-7	1-3
Opponents	7-7	1-6	3-7	3-10	1-2

Baker: (41M),(13),(41,43M,40M),(,)(13),(,)(42M,20M),(16M),(24,24M),(56M,33,27),(20,26M,52M),(44M),(53,46),(,)  
Opponents: (43,45),(32,15,50M),(49M,37M),(28B,12,29M),(37M,48M,47M),(39,41M),(,)(29M,12,49),(45M,32),(32M),(24,10),(11,53),(17,44M,43B),(28,39M,26B,11)

SCORING	TDR	TD	TDR†	FG	PAT	S	TP
Baker	0	0	0	9/20	38/40	0	65
Clarke	0	10	0	0/0	0/0	0	60
Perkins	7	0	0	0/0	0/0	0	42
Marsh	5	0	0	0/0	0/0	0	35
Folkins	0	4	0	0/0	0/0	0	24
Howton	0	3	0	0/0	0/0	0	18
Meredith	3	0	0	0/0	0/0	0	18
Norman	0	3	0	0/0	0/0	0	18
Bullocks	2	0	0	0/0	0/0	0	12
Green	0	0	1a	0/0	0/0	0	6
Lilly	0	0	1b	0/0	0/0	0	6
Stiger	1	0	0	0/0	0/0	0	6
Cowboys	18	20	2	9/20	38/40	0	305
Opponents	12	31	5*	15/32	45/48	0	378

- a 20 fumble return @ Cleveland (11/24)
- b 42 fumble return @ St. Louis (12/15)
- \* Hill 58 int return vs. St. Louis (9/14)
- Steffen 78 int return @ Washington (9/29)
- Lynne 82 int return @ N.Y. Giants (10/20)
- Fichtner 36 int return @ Cleveland (11/24)
- Hillebrand 0 int return vs. N.Y. Giants (12/1)

### USUAL STARTERS

WR	Bill Howton (6)	LE	Bob Lilly (7)
	Pettis Norman (5)	RT	Larry Stephens (7)
	Gary Barnes (3)	LT	Guy Reese
LT	Bob Fry (9)	RT	John Meyers (7)
	Tony Liscio (5)		Bob Lilly (7)
LG	Jim Ray Smith (7)	RE	George Andrie (10)
	Lynn Hoyem (6)		Larry Stephens (3)
C	Mike Connelly	LLB	Chuck Howley
RG	Dale Memmelaar	MLB	Jerry Tubbs
RT	Ed Nutting (7)	RLB	Lee Roy Jordan (8)
	Bob Fry (5)		Dave Edwards (6)
TE	Lee Folkins	LCB	Cornell Green
WR	Frank Clarke	RCB	Don Bishop
QB	Don Meredith	SS	Mike Gaechter (10)
RB	Amos Marsh (9)		Jim Rulon (4)
	Jim Stiger (3)	FS	Warren Livingston
FB	Don Perkins (10)		
	Amos Bullocks (3)	P	Sam Baker
K	Sam Baker		Pro Bowlers in Bold

PASSING	ATT	COMP	YDS	PCT	AVG	TD	INT	PCT	INT	LG	SKS/YDS	RATING
Meredith	310	167	2,381	53.9	7.7	17	5.5	18	5.8	55	35/260	73.2
LeBaron	65	33	418	50.8	6.4	3	4.6	3	4.6	75	9/71	67.4
Cowboys	375	200	2,799	53.3	7.5	20	5.3	21	5.6	75	44/331	71.9
Opponents	403	202	3,392	50.1	8.4	31	7.7	26	6.5	85†	20/161	77.6

# 1964 ★ DALLAS COWBOYS STATISTICS ★ 1964

## FIFTH PLACE, EASTERN CONFERENCE HEAD COACH: TOM LANDRY

PRESEASON (1-4)				
Date	W/L	Score	Opponent	Att.
8/8	L	6-17	@ LA Rams	57,450
8/15	W	34-23	San Fran. @ Port.	24,679
8/22	L	16-25	LA Rams @ Portland	30,565
8/29	L	3-35	GREEN BAY	60,057
9/5	L	6-21	Chicago @ N.O.	35,000

REGULAR SEASON (5-8-1)				
Date	W/L	Score	Opponent	Att.
9/12	L	6-16	ST. LOUIS	36,605
9/20	W	24-18	WASHINGTON	25,158
9/27	L	17-23	@ Pittsburgh	35,594
10/4	L	6-27	@ Cleveland	72,062
10/11	T	13-13	N.Y. GIANTS	33,324
10/18	L	16-20	CLEVELAND	37,456
10/25	W	31-13	@ St. Louis	28,253
11/1	W	24-10	@ Chicago	47,527
11/8	W	31-21	@ N.Y. Giants	63,031
11/15	L	14-17	PHILADELPHIA	55,972
11/22	L	16-28	@ Washington	49,219
11/29	L	21-45	GREEN BAY	44,975
12/6	L	14-24	@ Philadelphia	60,671
12/13	W	17-14	PITTSBURGH	35,271

TEAM STATISTICS	DALLAS	OPP
FIRST DOWNS	230	211
Rushing	89	71
Passing	119	121
Penalty	22	19
Third Down-Made/Att.	65/199	65/201
Third Down Efficiency	32.7	32.3
Fourth Down-Made/Att.	8/14	7/14
TOTAL NET YARDS	3,704	3,750
Avg. Per Game	264.6	267.9
Total Plays	893	860
Avg. Per Play	4.1	4.4
NET YARDS RUSHING	1,691	1,504
Avg. Per Game	128.0	107.4
Total Rushes	421	438
Avg. Per Rush	4.0	3.4
NET YARDS PASSING	2,013	2,246
Sacked/Yards Lost	68/503	45/325
Gross Yards	2,516	2,571
Attempts/Completions	404/192	377/172
Pct. of Completions	47.5	45.6
Had Intercepted	24	18
PUNTS/AVERAGE	78/38.9	80/43.5
Net Punting Average	34.4	33.5
PUNT RET./AVG.	40/11.5	19/2.6
KICKOFF RET./AVG.	46/24.0	50/21.6
INT./AVG. RET.	18/17.6	24/15.0
PENALTIES/YARDS	97/952	75/781
FUMBLES/BALL LOST	39/19	26/20
TOUCHDOWNS	30	34
Rushing	15	6
Passing	10	22
Returns	5	6
EXTRA POINTS/ATTEMPTS	28/29	32/34
FIELD GOALS/ATTEMPTS	14/29	17/28

PASSING	ATT	COMP	YDS	PCT	AVG	TD	PCT	PCT	INT	LG	SKS/YDS	RATING
Meredith	323	158	2,143	48.9	6.6	9	2.8	16	5.0	49	58/416	59.0
Roach	68	32	349	47.1	5.1	1	1.5	6	8.8	37	10/87	31.1
Lothridge	9	2	24	22.2	2.7	0	0.0	2	22.2	13	0/0	0.0
Clarke	1	0	0	0.0	0.0	0	0.0	0	0.0	0	0/0	39.6
Stiger	1	0	0	0.0	0.0	0	0.0	0	0.0	0	0/0	39.6
Dunn	2	0	0	0.0	0.0	0	0.0	0	0.0	0	0/0	39.6
Cowboys	404	192	2,516	47.5	6.2	10	2.5	24	5.9	49	68/503	51.4
Opponents	377	172	2,571	45.6	6.8	22	5.8	18	4.8	59	45/325	68.1

RUSHING	ATT	YDS	AVG	LG	TD
Perkins	174	768	4.6	59	6
Marsh	100	401	4.0	28	2
Stiger	68	280	4.1	64	1
Dunn	26	103	4.0	14	1
Meredith	32	81	2.5	17	4
Clarke	10	46	4.6	21	0
Folkins	1	9	9.0	9	0
Roach	8	9	1.1	11	0
Lothridge	2	-6	-3.0	2	1
Cowboys	421	1,691	4.0	64	15
Opponents	438	1,504	3.4	71	6

RECEIVING	NO	YDS	AVG	LG	TD
Clarke	65	973	15.0	49	5
McDonald	46	612	13.3	48	2
Norman	24	311	13.0	37	2
Perkins	15	155	10.3	37	0
Marsh	15	131	8.7	32	0
Dial	11	178	17.1	41	0
Stiger	9	85	9.4	31	1
Folkins	5	41	8.2	11	0
Dunn	2	30	15.0	18	0
Cowboys	192	2,516	13.1	49	10
Opponents	172	2,571	14.9	59	22

INTERCEPTIONS	NO	YDS	AVG	LG	TD
Renfro	7	110	15.7	39	1
Ridlon	4	121	30.3	74	1
Howley	2	27	13.5	21	0
Tubbs	2	27	13.5	26	0
Livingston	1	27	27.0	27	0
Jordan	1	3	3.0	3	0
Edwards	1	1	1.0	1	0
Cowboys	18	316	17.6	74	2
Opponents	24	345	15.0	54	4

PUNTING	NO	YDS	AVG	TB	IN20	LG	BL	NET
Lothridge	62	2,501	40.3	7	12	75	1	35.8
Folkins	15	497	33.1	0	3	48	0	28.3
Howley	1	37	37.0	0	0	37	0	37.0
Cowboys	78	3,035	38.9	7	15	75	1	34.4
Opp.	80	3,478	43.5	9	17	74	0	33.5

PUNT RETURNS	NO	FC	YDS	AVG	LG	TD
Renfro	32	9	418	13.1	69	1
McDonald	2	2	17	8.5	9	0
Gaechter	5	1	24	4.8	16	0
Stiger	1	4	0	0.0	0	0
Cowboys	40	16	459	11.5	69	1
Opponents	19	29	52	2.6	24	0

KICKOFF RETURNS	NO	YDS	AVG	LG	TD
Renfro	40	1,017	25.4	65	0
Dunn	2	33	16.5	18	0
Gaechter	1	31	31.0	31	0
Bullocks	1	19	19.0	19	0
Marsh	1	2	2.0	2	0
Folkins	1	0	0.0	0	0
Cowboys	46	1,102	24.0	65	0
Opponents	50	1,081	21.6	51	0

SCORE BY	1	2	3	4	OT	T
QUARTERS						
Cowboys	60	74	37	79	-	250
Opponents	47	81	62	99	-	289

FIELD GOALS	7-19	20-29	30-39	40-49	50+
Van Raaphorst	6-9	2-3	4-6	2-9	0-2
Cowboys	6-9	2-3	4-6	2-9	0-2
Opponents	3-4	2-3	8-9	4-11	0-1

Van Raaphorst:	(1), (48M), (15, 40M), (16), (25B), (19B), (50M), (19, 16, 40M), (35M), (34, 20, 37), (20), (41, 49M), (52M), (43), (47M), (16M), (48M), (39M), (15, 32, 12M), (38), (1), (1), (10, 48M)
Opponents:	(37, 50M), (41, 32), (31, 41, 32), (36, 49M), (30M), (19, 21), (1), (34, 30, 47M), (39, 49M), (16), (12, 48M), (1), (43), (47M), (40M), (7B), (25, 29M), (42M), (48), (1)

SCORING	TDR	TDP	TDR1	FG	PAT	S	TP
Van Raaphorst	0	0	0	14/29	28/29	0	70
Perkins	6	0	0	0/0	0/0	0	36
Clarke	0	5	0	0/0	0/0	0	30
Meredith	4	0	0	0/0	0/0	0	24
Marsh	2	0	0	0/0	0/0	0	12
McDonald	0	2	0	0/0	0/0	0	12
Norman	0	2	0	0/0	0/0	0	12
Ridlon	0	0	2a	0/0	0/0	0	12
Renfro	0	0	2b	0/0	0/0	0	12
Stiger	1	1	0	0/0	0/0	0	12
Dunn	1	0	0	0/0	0/0	0	6
Livingston	0	0	1c	0/0	0/0	0	6
Lothridge	1	0	0	0/0	0/0	0	6
Cowboys	15	10	5	14/29	28/29	0	250
Opponents	6	22	6*	17/28	32/34	1	289

- a 74 int return vs. N.Y. Giants (11/8)
- 63 fumble return vs. Philadelphia (12/6)
- b 39 int return vs. Washington (9/20)
- 69 punt return vs. Green Bay (11/29)
- c 17 fumble return vs. Green Bay (11/29)
- \* Parish 54 int return vs. Cleveland (10/18)
- Reger 6 int return vs. Washington (11/22)
- Krause 35 int return vs. Washington (11/22)
- Jordan 60 fumble return vs. Green Bay (11/29)
- Aldridge 29 fumble return vs. Green Bay (11/29)
- Scarpatti int return vs. Philadelphia (12/6)
- + Edwards 0 fumble return vs. Washington (9/20)

### USUAL STARTERS

WR	Tommy McDonald	LE	George Andrie
LT	Tony Liscio	LT	Jim Colvin
LG	Jake Kupp (10)	RT	<b>Bob Lilly</b>
R	Joe Bob Isbell (4)	RE	Larry Stephens
C	Mike Connelly	LLB	Chuck Howley (9)
RG	Joe Bob Isbell (6)	RB	Dave Edwards (4)
RC	Ray Schoenke (4)	MLB	Jerry Tubbs
	Dave Manders (3)	RLB	Lee Roy Jordan
RT	Ray Schoenke (6)	LCB	Cornell Green
	Bob Fry (5)	RCB	Don Bishop (7)
TE	Pettis Norman		Warren Livingston (7)
WR	Frank Clarke	SS	Jim Ridlon (10)
QB	Don Meredith (10)		Mike Gaechter (4)
	John Roach (4)	FS	<b>Mel Renfro</b>
RB	Jim Stiger (8)		
	Amos Marsh (5)	P	Billy Lothridge (12)
FB	Don Perkins		
			<b>Pro Bowlers in Bold</b>
K	Dick Van Raaphorst		

# 1965 ★ DALLAS COWBOYS STATISTICS ★ 1965

STAFF

PLAYERS

2022 SEASON

RECORDS

PLAYOFF RECORDS

1965 STATISTICS

SIDELINES

## SECOND PLACE, EASTERN CONFERENCE HEAD COACH: TOM LANDRY

### PRESEASON (2-3)

Date	W/L	Score	Opponent	Att.
8/17	L	0-9	@ LA Rams	31,579
8/21	L	7-27	San Fran. @ Port.	24,837
8/28	W	21-21	GREEN BAY	67,954
9/3	L	17-57	Minn. @ Birm.	41,500
9/11	W	34-21	Chicago @ Tulsa	33,525

### REGULAR SEASON (7-7)

9/19	W	31-2	N.Y. GIANTS	59,366
9/26	W	27-7	WASHINGTON	61,577
10/4	L	13-20	@ St. Louis	32,034
10/10	L	24-35	PHILADELPHIA	56,249
10/17	L	17-23	@ Cleveland	80,451
10/24	L	3-13	@ Green Bay	48,311
10/31	L	13-22	@ Pittsburgh	37,804
11/7	W	39-31	SAN FRANCISCO	39,677
11/14	W	24-17	PITTSBURGH	57,293
11/21	L	17-24	CLEVELAND	76,251
11/28	L	31-34	@ Washington	50,205
12/5	W	21-19	@ Philadelphia	54,714
12/11	W	27-13	ST. LOUIS	38,499
12/19	W	38-20	@ N.Y. Giants	62,871

### PLAYOFF BOWL GAME (Miami)

1/9/66	L	3-35	Baltimore	65,569
--------	---	------	-----------	--------

### TEAM STATISTICS

	DALLAS	OPP
FIRST DOWNS	211	240
Rushing	87	80
Passing	108	138
Penalty	16	22
Third Down-Made/Att.	61/180	76/204
Third Down Efficiency	33.9	37.2
Fourth Down-Made/Att	11/14	3/11
TOTAL NET YARDS	3,995	4,192
Avg. Per Game	285.4	299.4
Total Plays	833	885
Avg. Per Play	4.8	4.7
NET YARDS RUSHING	1,608	1,444
Avg. Per Game	114.9	103.1
Total Rushes	416	422
Avg. Per Rush	3.9	3.4
NET YARDS PASSING	2,387	2,748
Sacked/Yards Lost	55/369	39/315
Gross Yards	2,756	3,063
Attempts/Completions	362/168	424/205
Pct. of Completions	46.4	48.3
Had Intercepted	18	18
PUNTS/AVERAGE	73/41.3	71/42.9
Net Punting Average	37.2	36.8
PUNT RET./AVG.	39/8.0	26/5.3
KICKOFF RET./AVG.	43/27.1	63/19.3
INT./AVG. RET.	18/11.0	18/14.7
PENALTIES/YARDS	78/710	50/483
FUMBLES/BALL LOST	31/17	37/20
TOUCHDOWNS	40	33
Rushing	8	13
Passing	25	17
Returns	7	3
EXTRA POINTS/ATTEMPTS	37/40	29/33
FIELD GOALS/ATTEMPTS	16/27	17/30

	AVG	PCT	PCT	PCT	LG	SKS/YDS	RATING
Meredith	305	141	2,415	46.2	7.9	22	7.2
Morton	34	17	173	50.0	5.1	2	2.9
Rhome	21	9	157	42.9	7.5	1	4.8
Reeves	2	1	11	50.0	5.5	0	0.0
Cowboys	362	168	2,756	46.4	7.6	25	6.9
Opponents	424	205	3,063	48.3	7.2	17	4.0

RUSHING	ATT	YDS	AVG	LG	TD
Perkins	177	690	3.9	43	0
Smith	86	295	3.4	24	2
Meredith	35	247	6.9	22	1
Dunn	54	171	3.2	12	2
Reeves	33	102	3.1	13	2
Clarke	8	58	7.3	21	0
Stiger	11	50	4.5	16	0
Rhome	4	11	2.8	16	0
Whitfield	1	0	0.0	0	0
Hayes	4	-8	-2.0	11	1
Morton	3	-8	-2.7	5	0

Cowboys	416	1,608	3.9	43	8
Opponents	422	1,444	3.4	29	13

RECEIVING	NO	YDS	AVG	LG	TD
Hayes	46	1,003	21.8	82	12
Clarke	41	682	16.6	53	4
Dial	17	283	16.7	46	1
Gent	16	233	14.6	20	2
Perkins	14	142	10.2	27	0
Norman	11	110	10.0	21	3
Reeves	9	210	23.3	47	1
Dunn	8	74	9.3	22	1
Smith	5	10	2.0	5	1
Stiger	1	9	9.0	9	0

Cowboys	168	2,756	16.4	82	25
Opponents	205	3,063	15.0	72	17

INTERCEPTIONS	NO	YDS	AVG	LG	TD
Green	3	49	16.3	43	0
Livingston	3	5	1.7	5	0
Logan	3	5	1.7	3	0
Renfro	2	92	46.0	90	1
Gaechter	2	21	10.5	19	0
Tabbus	2	9	4.5	8	0
Edwards	2	0	0.0	0	0
Lilly	1	17	17.0	17	1

Cowboys	18	198	11.0	90	2
Opponents	18	265	14.7	48	0

PUNTING	NO	YDS	AVG	TB	INTO	LG	BL	NET
Villanueva	60	2,505	41.8	8	12	58	0	37.9
Ridgway	13	510	39.2	0	3	44	0	34.1
Cowboys	73	3,015	41.3	8	15	58	0	37.2
Opp.	71	3,043	42.9	6	20	64	1	36.8

PUNT RETURNS	NO	FC	YDS	AVG	LG	TD
Renfro	24	4	145	6.0	35	0
Hayes	12	2	153	12.8	47	0
Stiger	3	1	14	4.7	13	0
Cowboys	39	7	312	8.0	47	0
Opponents	26	24	139	5.3	67	0

KICKOFF RETURNS	NO	YDS	AVG	LG	TD
Renfro	21	630	30.0	100	1
Hayes	17	450	26.5	66	0
Reeves	2	45	22.5	24	0
Stiger	2	28	14.0	17	0
Neely	1	13	13.0	13	0
Cowboys	43	1,166	27.1	100	1
Opponents	63	1,229	19.3	40	0

SCORE BY	1	2	3	4	OT	T
QUARTERS						
Cowboys	78	97	44	106	-	325
Opponents	65	75	79	61	-	280

FIELD GOALS	7-19	20-29	30-39	40-49	50-0+
Villanueva	6-8	5-6	4-6	1-7	0-0
Cowboys	6-8	5-6	4-6	1-7	0-0
Opponents	6-7	4-6	3-10	4-6	0-10

Villanueva: (41),(43M,27,47M,7),(28,19),  
(42M,35),(16),(20),(32M),(16,37B,34),  
(33,46M),(10),(25M,29,45M,44B),  
(19B,41M),(31,14),(25)  
Opponents: (1),(51B,37,28),(31B),  
(48,47B,16,19,20M),(44,22),(33M,18),  
(10,25B),(32),(46,37B),(35B),  
(33,19,34M,27,37B,20,19B),(18,41),  
(33M,42B)

SCORING	TDR	TDP	TDR	FG	PAT	S	TP
Villanueva	0	0	0	16/27	37/38	0	85
Hayes	1	12	0	0/0	0/0	0	78
Clarke	0	4	0	0/0	0/0	0	24
Dunn	2	1	0	0/0	0/0	0	18
Norman	0	3	0	0/0	0/0	0	18
Reeves	2	1	0	0/0	0/0	0	18
Smith	2	1	0	0/0	0/0	0	18
Gent	0	2	0	0/0	0/0	0	12
Renfro	0	0	2a	0/0	0/0	0	12
Andrie	0	0	1b	0/0	0/0	0	6
Dial	0	1	0	0/0	0/0	0	6
Gaechter	0	0	1c	0/0	0/0	0	6
Green	0	0	1d	0/0	0/0	0	6
Lilly	0	0	1e	0/0	0/0	0	6
Logan	1	0	1f	0/0	0/0	0	6
Meredith	1	0	0	0/0	0/0	0	6
Cowboys	8	25	7	37/40	16/27	0	325
Opponents	13	17	3*	29/33	17/30	1	280

a 90 int return vs. St. Louis (10/4)  
b 100 kickoff vs. San Francisco (11/7)  
c 0 fumble return vs. San Francisco (11/7)  
d 60 FG return vs. Washington (11/28)  
e 5 fumble return vs. Washington (11/28)  
f 17 int return vs. San Francisco (11/7)  
g 60 FG return vs. N.Y. Giants (12/19)

\* Tarasovic 62 fumble ret. vs. Philadelphia (10/10)  
Folkins 15 fumble return vs. Pittsburgh (11/14)  
Kelly 67 punt return vs. Cleveland (11/21)  
+ Dallas snap out of end zone vs. N.Y. Giants (9/19)

USUAL STARTERS			
WR	Bob Hayes	LE	Maury Youmans
LT	Jim Boeke	RT	Jim Colvin
LG	Jake Kupp	RM	Bob Lilly
C	Dave Manders	RE	George Andrie
RG	Leon Donohue	LLB	Chuck Howley
TE	Ralph Neely	MLB	Jerry Tubbs
RT	Frank Clarke	RLB	Dave Edwards
WR	Buddy Dial (7)	LCB	Cornell Green
RB	Pete Gent (7)	RCB	Warren Livingston
QB	Don Meredith	SS	Obert Logan (9)
RB	Perry Lee Dunn (7)	SS	Mike Gaechter (6)
	Dan Reeves (4)	FS	Mel Renfro
	J.D. Smith (3)	P	Danny Villanueva (11)
	Don Perkins		Colin Ridgway (3)
	Danny Villanueva		Pro Bowlers in Bold

PASSING	ATT	COMP	YDS	PCT	ATT	TD	INT	PCT	PCT	LG	SKS/YDS	RATING
Meredith	305	141	2,415	46.2	7.9	22	7.2	13	4.3	65	38/257	79.9
Morton	34	17	173	50.0	5.1	2	2.9	4	5.7	49	10/68	45.0
Rhome	21	9	157	42.9	7.5	1	4.8	1	4.8	82	7/44	65.0
Reeves	2	1	11	50.0	5.5	0	0.0	0	0.0	11	0/0	66.7
Cowboys	362	168	2,756	46.4	7.6	25	6.9	18	5.0	82	55/369	74.8
Opponents	424	205	3,063	48.3	7.2	17	4.0	18	4.2	72	39/315	68.2

## 1966 ★ DALLAS COWBOYS STATISTICS ★ 1966

FIRST PLACE, EASTERN CONFERENCE  
HEAD COACH: TOM LANDRY

## PRESEASON (5-0)

Date	W/L	Score	Opponent	Att.
8/7	W	24-13	@ San Francisco	28,899
8/13	W	20-10	@ LA Rams	44,217
8/20	W	21-3	GREEN BAY	75,504
8/27	W	20-10	Detroit @Tulsa	31,250
9/2	W	28-24	MINNESOTA	58,316

## REGULAR SEASON (10-3-1)

9/18	W	52-7	N.Y. GIANTS	60,010
9/25	W	28-17	MINNESOTA	64,116
10/2	W	47-14	@ Atlanta	56,990
10/9	W	56-7	PHILADELPHIA	69,372
10/16	T	10-10	@ St. Louis	50,673
10/23	L	21-30	@ Cleveland	84,721
10/30	W	52-21	PITTSBURGH	58,453
11/6	L	23-24	@ Philadelphia	60,658
11/13	W	31-30	@ Washington	50,927
11/20	W	20-7	@ Pittsburgh	42,185
11/24	W	26-14	CLEVELAND	80,259
12/4	W	31-17	ST. LOUIS	76,965
12/11	L	31-34	WASHINGTON	64,198
12/18	W	17-7	@ N.Y. Giants	62,735

## CHAMPIONSHIP GAME

1/16/7	L	27-34	GREEN BAY	75,504
--------	---	-------	-----------	--------

## TEAM STATISTICS DALLAS OPP

FIRST DOWNS	287	221
Rushing	124	64
Passing	139	140
Penalty	24	17
Third Down-Made/Att.	68/188	72/213
Third Down Efficiency	36.1	33.8
Fourth Down-Made/Att.	7/12	4/14
TOTAL NET YARDS	5,145	3,558
Avg. Per Game	367.5	254.1
Total Plays	926	873
Avg. Per Play	5.6	4.1
NET YARDS RUSHING	2,122	1,176
Avg. Per Game	151.6	84.0
Total Rushes	471	356
Avg. Per Rush	4.5	3.3
NET YARDS PASSING	3,023	2,382
Sacked/Yards Lost	42/308	60/420
Gross Yards	3,331	2,802
Attempts/Completions	413/214	457/212
Pct. of Completions	51.8	46.4
Had Intercepted	14	17
PUNTS/AVERAGE	65/39.2	79/42.4
Net Punting Average	36.7	38.4
PUNT RET./AVG.	41/6.3	26/4.2
KICKOFF RET./AVG.	44/22.9	78/21.8
INT./AVG. RET.	17/17.8	14/19.6
PENALTIES/YARDS	83/824	63/778
FUMBLE/BALL LOST	23/10	23/14
TOUCHDOWNS	56	29
Rushing	24	16
Passing	27	17
Returns	5	6
EXTRA POINTS/ATTEMPTS	56/56	29/29
FIELD GOALS/ATTEMPTS	17/31	12/31

PASSING	ATT	COMP	YDS	PCT	AVG	TD	PCT	PCT	LG	SKS/YDS	RATING	
Meredith	344	177	2,805	51.5	8.2	24	7.0	12	3.5	951	37/261	79.9
Rhyme	36	21	253	58.3	7.0	0	0.0	1	2.8	47	4/39	45.0
Morton	27	13	225	48.1	8.3	3	11.1	1	3.7	41	1/8	65.0
Reeves	6	3	48	50.0	8.0	0	0.0	0	0.0	29	0/0	66.7
Cowboys	413	214	3,331	51.8	8.1	27	6.5	14	3.4	951	42/308	74.8
Opponents	457	212	2,802	46.4	6.1	17	3.7	17	3.7	78	60/420	63.1

RUSHING	ATT	YDS	AVG	LG	TD
Reeves	175	757	4.3	67	8
Perkins	186	726	3.9	24	8
Meredith	38	242	6.4	22	5
Shy	17	118	6.9	68	1
Garrison	16	62	3.9	13	1
Renfro	8	52	6.5	27	0
Morton	7	50	7.1	12	0
Clarke	8	49	6.1	26	0
Rhyme	7	37	5.4	11	0
Villanueva	1	23	23.0	23	0
Smith	7	7	1.0	2	1
Hayes	1	-1	0.0	0	0
Cowboys	471	2,122	4.5	68	24
Opponents	356	1,176	3.3	41	6

RECEIVING	NO	YDS	AVG	LG	TD
Hayes	64	1,232	19.3	951	13
Reeves	41	557	13.6	51	8
Gent	27	474	17.6	84	1
Clarke	26	355	13.7	33	4
Perkins	23	231	10.0	39	1
Dial	14	252	18.0	39	1
Norman	12	144	12.0	31	0
Renfro	4	65	16.3	42	0
Garrison	2	18	9.0	17	0
Smith	1	3	3.0	3	0
Cowboys	214	3,331	15.6	951	27
Opponents	212	2,802	13.2	78	17

INTERCEPTIONS	NO	YDS	AVG	LG	TD
Green	4	88	22.0	41	1
Gaechter	3	28	9.3	23	0
Renfro	2	57	28.5	33	0
Logan	2	44	22.0	22	1
Livingston	2	13	6.5	13	0
Jordan	1	49	49.0	49	1
Edwards	1	12	12.0	12	0
Andrie	1	6	6.0	6	1
Tubbs	1	6	6.0	6	0
Cowboys	17	303	17.8	49	3
Opponents	14	274	19.6	58	1

PUNTING	NO	YDS	AVG	TD	LG	BL	NET
Villanueva	65	2,551	39.2	3	14	58	1 36.7
Cowboys	65	2,551	39.2	3	14	58	1 36.7
Opp.	79	3,349	42.4	3	21	67	0 38.4

PUNT RETURNS	NO	FC	YDS	AVG	LG	TD
Renfro	21	6	123	5.9	38	0
Hayes	17	4	106	6.2	18	0
Howley	1	0	30	30.0	30	0
Reeves	2	2	-1	-0.5	14	0
Cowboys	41	12	258	6.3	38	0
Opponents	26	26	108	4.3	67	1

KICKOFF RETURNS	NO	YDS	AVG	LG	TD
Renfro	19	487	25.6	87	1
Garrison	20	445	22.0	35	0
Reeves	3	56	18.7	21	0
Neely	2	18	9.0	13	0
Cowboys	44	1,006	22.8	87	1
Opponents	78	1,699	21.8	93	3

SCORE BY	1	2	3	4	OT	T
QUARTERS	7	128	101	138	-	445
Cowboys	1	2	3	4	0	239
Opponents	50	79	62	48	-	239

FIELD GOALS	7-19	20-29	30-39	40-49	50-60
Villanueva	9-9	1-8	5-6	1-8	0-0
Cowboys	9-9	1-8	5-6	1-8	0-0
Opponents	1-2	5-6	4-12	2-9	0-2

Villanueva: (12),(42M),(22),(45M),(17,47M,33M), (49M),(49M,12),(21,28M,14,42),(20), (34M,38M,27,37),(11,31,12,13), (31M),(42,26),(45M,29M,37M,10), (31,49M),(35,33,11),(1),(28M,31M,20B), (25,50M,34M,40M),(44M,47M,42,29), (12B,39M,47M)

SCORING	TDR	TDP	TDR1	FG	PAT	S	TP
Villanueva	0	0	0	17/31	56/56	0	107
Reeves	8	8	0	0/0	0/0	0	96
Hayes	0	13	0	0/0	0/0	0	78
Perkins	8	0	0	0/0	0/0	0	48
Meredith	5	0	0	0/0	0/0	0	30
Clarke	0	4	0	0/0	0/0	0	24
Andrie	0	0	1a	0/0	0/0	0	6
Dial	0	1	0	0/0	0/0	0	6
Garrison	1	0	0	0/0	0/0	0	6
Gent	0	1	0	0/0	0/0	0	6
Green	0	0	1b	0/0	0/0	0	6
Howley	0	0	1c	0/0	0/0	0	6
Jordan	0	0	1d	0/0	0/0	0	6
Renfro	0	0	1e	0/0	0/0	0	6
Shy	1	0	0	0/0	0/0	0	6
Smith	1	0	0	0/0	0/0	0	6
Cowboys	24	27	5	17/31	56/56	1	445
Opponents	6	17	6*	12/31	29/29	0	239

- a 6 int return vs. N.Y. Giants (12/18)
- b 41 int return vs. N.Y. Giants (9/18)
- c 97 fumble return vs. Atlanta (10/2)
- d 49 int return vs. Pittsburgh (10/30)
- e 87 kickoff return vs. Pittsburgh (10/30)
- + Townes tackle in end zone vs. Atlanta (10/2)

- \* Woodson 56 int. return vs. Pittsburgh (10/30)
- Butler 93 kickoff return vs. Pittsburgh (10/30)
- Brown 93 kickoff return vs. Philadelphia (11/6)
- Brown 90 kickoff return vs. Philadelphia (11/6)
- Martin 40 punt return vs. Philadelphia (11/6)
- Roger buk punt in end zone vs. Washington (12/11)

## USUAL STARTERS

WR	Bob Hayes	LE	Willie Townes (8)
LT	Jim Boeke (10)	RB	Larry Stephens (6)
	Tony Lisco (4)	RT	Jim Colvin
LG	Tony Lisco (10)	RE	Bob Lilly
	John Niland (4)	RF	George Andrie
C	Dave Manders	LLB	Chuck Howley
RG	Leon Donohue	MLB	Lee Roy Jordan
TE	Ralph Neely	RLB	Dave Edwards
RT	Pettis Norman	LCB	Cornell Green
WR	Pete Gent (10)	RCB	Warren Livingston
	Buddy Dial (3)	SS	Mike Gaechter
QB	Don Meredith	FS	Mel Renfro (8)
RB	Dan Reeves		Obert Logan (6)
FB	Don Perkins		
		P	Danny Villanueva
K	Danny Villanueva		

Pro Bowlers in Bold

# 1967 ★ DALLAS COWBOYS STATISTICS ★ 1967

STAFF

PLAYERS

2022 SEASON

RECORDS

PLAYOFF RECORDS

1967 STATISTICS

SIDELINES

## FIRST PLACE, CAPITOL DIVISION HEAD COACH: TOM LANDRY

PRESEASON (2-3)			
Date	W/L	Score	Opponent
8/12	L	6-20	@ LA Rams
8/20	W	30-24	@ San Francisco
8/28	L	3-20	GREEN BAY
9/2	W	30-17	@ Houston
9/9	L	7-33	BALTIMORE
REGULAR SEASON (9-5)			
9/17	W	21-14	@ Cleveland
9/24	W	38-24	N.Y. GIANTS
10/1	L	13-35	L.A. RAMS
10/8	W	17-14	@ Washington
10/15	W	14-10	NEW ORLEANS
10/22	W	24-21	@ Pittsburgh
10/29	L	14-21	@ Philadelphia
11/5	W	37-7	ATLANTA
11/12	W	27-10	@ New Orleans
11/19	L	20-27	WASHINGTON
11/23	W	46-21	ST. LOUIS
12/3	L	17-23	@ Baltimore
12/10	W	38-17	PHILADELPHIA
12/16	L	16-24	@ San Francisco
1967 EASTERN CHAMPIONSHIP GAME			
12/24	W	52-14	CLEVELAND
NFL CHAMPIONSHIP GAME			
12/31	L	17-21	@ Green Bay

TEAM STATISTICS	DALLAS	OPP
FIRST DOWNS	261	236
Rushing	109	64
Passing	141	145
Penalty	11	27
Third Down-Made/Att	79/200	80/195
Third Down Efficiency	39.5	41.0
Fourth Down-Made/Att	8/15	5/13
TOTAL NET YARDS	4,699	3,874
Avg. Per Game	335.6	276.7
Total Plays	936	866
Avg. Per Play	5.0	4.5
NET YARDS RUSHING	1,900	1,094
Avg. Per Game	135.7	78.1
Total Rushes	477	339
Avg. Per Rush	4.0	3.2
NET YARDS PASSING	2,799	2,780
Sacked/Yards Lost	42/294	45/377
Gross Yards	3,093	3,167
Attempts/Completions	417/210	482/260
Pct. of Completions	50.4	53.9
Had Intercepted	28	29
PUNTS/AVERAGE	67/40.4	72/42.5
Net Punting Average	35.2	36.1
PUNT RET./AVG.	33/9.7	38/7.0
KICKOFF RET./AVG.	48/21.1	59/22.9
INT./AVG. RET.	29/11.4	28/12.6
PENALTIES/YARDS	81/785	64/707
FUMBLES/BALL LOST	25/13	28/18
TOUCHDOWNS	45	35
Rushing	13	11
Passing	28	21
Returns	4	3
EXTRA POINTS/ATTEMPTS	41/44	34/35
FIELD GOALS/ATTEMPTS	9/23	8/23

RUSHING	ATT	YDS	AVG	LG	TD
Perkins	201	823	4.1	30	6
Reeves	173	603	3.5	32	5
Garrison	24	146	6.1	26	0
Norman	9	91	10.1	28	0
Meredith	28	84	3.0	16	0
Clarke	4	72	18.0	56	1
Shy	17	59	3.5	13	0
Morton	15	42	2.8	11	0
Baynham	3	6	2.0	3	1
Rhorne	2	-11	-5.5	-2	0
Villanueva	1	-15	-15.0	-15	0
Cowboys	477	1,900	4.0	56	13
Opponents	339	1,094	3.2	46	11

RECEIVING	NO	YDS	AVG	LG	TD
Rentzel	58	996	17.2	74	8
Hayes	49	998	20.4	64	10
Reeves	39	490	12.6	60	6
Norman	20	220	11.0	39	2
Perkins	18	116	6.4	15	0
Clarke	9	119	13.2	23	1
Gent	9	88	9.8	16	1
Shy	3	36	12.0	19	0
Baynham	3	13	4.3	17	0
Garrison	2	17	8.5	14	0
Cowboys	210	3,093	14.7	74	28
Opponents	260	3,167	12.1	67	20

INTERCEPTIONS	NO	YDS	AVG	LG	TD
Green	7	52	7.4	28	0
Renfro	7	38	5.4	30	0
Johnson	5	88	17.6	49	0
Jordan	3	85	30.2	40	1
Edwards	3	34	11.3	26	1
Gaechter	2	0	0.0	0	0
Howley	1	28	28.0	28	1
Clark	1	6	6.0	6	0
Cowboys	29	331	11.4	49	3
Opponents	28	353	12.6	67	2

PUNTING	NO	YDS	AVG	TB	IN20	LG	BL	NET
Villanueva	67	2,707	40.4	4	9	57	0	35.2
Cowboys	67	2,707	40.4	4	9	57	0	35.2
Opp.	72	3,058	42.5	7	19	68	1	36.1

PUNT RETURNS	NO	FC	YDS	AVG	LG	TD
Hayes	24	6	276	11.5	69	1
Rentzel	6	6	45	7.5	21	0
Renfro	3	4	-1	-0.3	7	0
Cowboys	33	16	320	9.7	69	1
Opponents	38	15	266	7.0	41	0

KICKOFF RETURNS	NO	YDS	AVG	LG	TD
Garrison	20	366	18.3	36	0
Baynham	12	331	27.6	37	0
Renfro	5	112	22.4	30	0
Shy	5	96	19.2	35	0
Stokes	4	92	23.0	35	0
Hayes	1	17	17.0	17	0
East	1	0	0.0	0	0
Cowboys	48	1,014	21.1	37	0
Opponents	59	1,350	22.9	54	0

SCORE BY	1	2	3	4	OT	T
QUARTERS						
Cowboys	69	105	86	82	-	342
Opponents	55	80	57	76	-	268

FIELD GOALS	7-15	20-29	30-39	40-49	50+
Villanueva	2-5	5-5	1-1	0-7	0-1
Deters	1-1	0-0	0-1	0-2	0-0
Cowboys	3-6	5-5	1-2	0-9	0-1
Opponents	1-1	3-7	2-5	1-8	1-2

Deters: (37M),(12),(43M,40M),(0,0,0,0,0,0,0), (0,0,0,0)  
 Villanueva: (0,0,0),(40M,27),(49M,13M), (51M,45M,34),(9B),(0),(45M,49M,21,12), (40M),(22),(17),(22,19M),(25,49B)  
 Opponents: (27M,37M),(38,44M),(45M,33M), (26M),(45M,47,48M),(0,37B),(27M), (48B,26M,11),(0,42M),(29,53,27), (25),(49M,50B,37)

SCORING	TDR	TDP	TDR†	FG	PAT	S	TP
Hayes	0	10	1a	0/0	0/0	0	66
Reeves	5	6	0	0/0	0/0	0	66
Villanueva	0	0	0	8/19	32/34	0	56
Rentzel	0	8	0	0/0	0/0	0	48
Perkins	6	0	0	0/0	0/0	0	36
Clarke	1	1	0	0/0	0/0	0	12
Deters	0	0	0	1/4	9/10	0	12
Norman	0	2	0	0/0	0/0	0	12
Edwards	0	0	1b	0/0	0/0	0	6
Baynham	1	0	0	0/0	0/0	0	6
Gent	0	1	0	0/0	0/0	0	6
Howley	0	0	1c	0/0	0/0	0	6
Jordan	0	0	1d	0/0	0/0	1	8
Cowboys	13	28	4	9/23	41/44	2	342
Opponents	11	20	3*	8/23	34/35	0	268

- a 69 punt return vs. St. Louis (11/23)
- b 26 int return vs. Baltimore (12/3)
- c 28 int return vs. Cleveland (9/17)
- d 33 int return vs. Atlanta (11/5)
- + Pugh tackled Johnson in end zone vs. Atl (11/5)
- Jordan tackled Roland in end zone vs. StL (11/23)
- \* Meador 30 int return vs. Los Angeles (10/1)
- Whitsett 26 int return vs. New Orleans (10/15)
- Scarpatti 67 int return vs. Philadelphia (12/10)

## USUAL STARTERS

WR	<b>Bob Hayes</b>	LE	Willie Townes
LT	Tony Liscio	LT	Jethro Pugh
LG	John Niland	RT	<b>Bob Lilly</b>
C	Mike Connelly	RE	<b>George Andrie</b>
RG	Leon Donohue	LLB	<b>Chuck Howley</b>
RT	<b>Ralph Neely</b>	MLB	<b>Lee Roy Jordan</b>
TE	Pettis Norman	RLB	Dave Edwards
WR	Lance Rentzel	LCB	<b>Cornell Green</b>
QB	<b>Don Meredith</b> (11)	RCB	Mike Johnson (7)
RB	Craig Morton (3)		<b>Mel Renfro</b> (6)
DB	Dan Reeves	SS	Mike Gaechter
FB	<b>Don Perkins</b>	FS	<b>Mel Renfro</b> (8)
			Phil Clark (4)
K	Danny Villanueva (11)		<b>Pro Bowlers in Bold</b>
	Harold Deters (3)		
P	Danny Villanueva		

	AVG			PCT			PCT			LG	SKS/YDS	RATING
	ATT	COMP	YDS	TD	INT	ATT	INT	INT				
Meredith	255	128	1,834	50.2	7.2	16	6.3	16	6.3	60	21/143	68.6
Morton	137	69	987	50.4	7.2	10	7.3	10	7.3	64	17/125	67.8
Rhorne	18	9	86	50.0	4.8	0	0.0	1	5.5	19	4/26	40.3
Reeves	7	4	195	57.1	27.9	2	28.6	1	14.3	41	0/0	101.8
Cowboys	417	210	3,093	50.4	7.4	28	6.7	28	6.7	64	42/294	69.4
Opponents	482	260	3,167	53.9	6.6	21	4.4	29	6.0	67	45/377	63.9

## 1968 ★ DALLAS COWBOYS STATISTICS ★ 1968

FIRST PLACE, CAPITOL DIVISION  
HEAD COACH: TOM LANDRY

PRESEASON (3-3)				
Date	W/L	Score	Opponent	Att.
8/3	L	24-30	Chicago @ Canton	14,578
8/11	W	16-14	@ San Francisco	27,530
8/17	W	42-10	@ LA Rams	64,978
8/24	L	27-31	GREEN BAY	72,014
8/31	W	33-19	@ Houston	52,289
9/7	L	10-16	BALTIMORE	69,520
REGULAR SEASON (12-2)				
9/15	W	59-13	DETROIT	61,382
9/22	W	28-7	CLEVELAND	68,733
9/29	W	45-13	@ Philadelphia	60,858
10/6	W	27-10	@ St. Louis	48,296
10/13	W	34-14	PHILADELPHIA	72,083
10/20	W	20-7	@ Minnesota	47,644
10/28	L	17-28	GREEN BAY	74,604
11/3	W	17-3	@ New Orleans	84,728
11/10	L	21-27	N.Y. GIANTS	72,163
11/17	W	44-24	@ Washington	50,816
11/24	W	34-3	@ Chicago	46,667
11/28	W	29-20	WASHINGTON	66,076
12/8	W	28-7	PITTSBURGH	55,069
12/15	W	28-10	@ N.Y. Giants	62,617
1968 EASTERN CHAMPIONSHIP GAME				
12/21	L	20-31	@ Cleveland	81,497
PLAYOFF BOWL GAME (MIAMI)				
1/5/69	W	17-13	Minnesota	22,961

TEAM STATISTICS			DALLAS	OPP
FIRST DOWNS	.....	297	.....	202
Rushing	.....	135	.....	61
Passing	.....	143	.....	123
Penalty	.....	19	.....	18
Third Down-Made/Att.	.....	87/188	.....	66/193
Third Down Efficiency	.....	46.3	.....	34.2
Fourth Down-Made/Att.	.....	6/6	.....	6/19
TOTAL NET YARDS	.....	5,117	.....	3,633
Avg. Per Game	.....	365.5	.....	259.5
Total Plays	.....	913	.....	863
Avg. Per Play	.....	5.6	.....	4.2
NET YARDS RUSHING	.....	2,091	.....	1,195
Avg. Per Game	.....	149.4	.....	85.4
Total Rushes	.....	480	.....	369
Avg. Per Rush	.....	4.4	.....	3.2
NET YARDS PASSING	.....	3,026	.....	2,438
Sacked/Yards Lost	.....	34/269	.....	51/400
Gross Yards	.....	3,295	.....	2,838
Attempts/Completions	.....	399/217	.....	428/220
Pct. of Completions	.....	54.4	.....	51.4
Had Intercepted	.....	18	.....	26
PUNTS/AVERAGE	.....	59/40.9	.....	77/40.4
Net Punting Average	.....	36.4	.....	33.7
PUNT RET./AVG.	.....	30/13.5	.....	25/5.1
KICKOFF RET./AVG.	.....	39/21.6	.....	68/19.5
INT./AVG. RET.	.....	26/10.6	.....	18/20.5
PENALTIES/YARDS	.....	77/751	.....	54/657
FUMBLE/BALL LOST	.....	21/15	.....	21/15
TOUCHDOWNS	.....	54	.....	23
Rushing	.....	22	.....	2
Passing	.....	25	.....	20
Returns	.....	7	.....	1
EXTRA POINTS/ATTEMPTS	.....	54/54	.....	21/23
FIELD GOALS/ATTEMPTS	.....	17/29	.....	9/22

	AVG	PCT	PCT	PCT	LG	SKS/YDS	RATING					
Meredith	309	171	2,500	55.3	8.1	21	6.8	12	3.9	651	30/180	88.3
Morton	85	44	752	51.8	8.9	4	4.7	6	7.1	53	4/39	68.2
Reeves	4	2	43	50.0	10.8	0	0.0	0	0.0	24	0/0	101.8
Baynham	1	0	0	0.0	0.0	0	0.0	0	0.0	0	0/0	39.6
Cowboys	399	217	3,295	54.4	8.3	25	6.3	18	4.5	651	34/269	84.1
Opponents	428	220	2,838	51.4	6.6	20	4.7	26	6.1	801	51/400	63.9

RUSHING	ATT	YDS	AVG	LG	TD
Perkins	191	836	4.4	28	4
Baynham	103	438	4.3	22	5
Garrison	45	271	5.9	22	5
Shy	64	179	2.8	17	1
Reeves	40	178	4.5	25	4
Meredith	22	123	5.6	16	1
Norman	4	51	12.8	26	0
Morton	4	28	7.0	12	2
Hayes	4	2	0.5	0	0
Gent	2	-5	-2.5	-5	0

Cowboys	480	2,071	4.4	28	22
Opponents	369	1,195	3.2	27	2

RECEIVING	NO	YDS	AVG	LG	TD
Rentzel	54	1,009	18.7	65	6
Hayes	53	909	17.2	54	10
Baynham	29	380	13.1	40	3
Norman	18	204	11.3	34	1
Perkins	17	180	11.1	24	2
Gent	16	194	12.1	22	0
Shy	10	105	10.5	41	0
Garrison	7	111	15.9	53	0
Reeves	7	84	12.0	21	1
Homan	4	92	23.0	36	1
Wright	1	15	15.0	15	1
Randle	1	12	12.0	12	0

Cowboys	217	3,296	15.2	65	25
Opponents	220	2,838	12.9	80	20

INTERCEPTIONS	NO	YDS	AVG	LG	TD
Howley	6	115	19.2	58	1
Green	4	73	18.3	55	1
Gaechter	3	23	7.6	17	0
Jordan	3	17	5.7	7	0
Johnson	3	3	1.0	3	0
Rentfro	3	5	1.7	5	0
Daniels	2	25	12.5	17	0
Simmons	1	8	8.0	8	0
Cole	1	5	5.0	5	1

Cowboys	26	275	10.6	58	3
Opponents	18	335	20.5	89	1

PUNTING NO	YDS	AVG	TB	IN20	LG	BL	NET
Widby	59	2,415	40.9	7	17	84	0 36.4
Cowboys	59	2,415	40.9	7	17	84	0 36.4
Opp.	77	3,119	40.4	6	22	57	0 33.7

PUNT RETURNS NO	FC	YDS	AVG	LG	TD	
Hayes	15	9	312	20.8	90	2
Rentzel	14	12	93	6.6	27	0
Homan	1	0	0	0.0	0	0
Gaechter	0	1	0	0.0	0	0
Cowboys	30	23	405	13.5	90	2
Opponents	25	16	128	5.1	48	0

KICKOFF RETURNS NO	YDS	AVG	LG	TD	
Baynham	23	590	25.7	40	0
Daniels	9	193	21.5	32	0
Neely	3	17	5.6	9	0
Homan	2	21	10.5	21	0
Hayes	1	20	20.0	20	0
Norman	1	0	0.0	0	0
Cowboys	39	843	21.6	40	0
Opponents	68	1,326	19.5	53	0

SCORE BY	QUARTERS	1	2	3	4	OT	T
Cowboys		72	133	85	141	-	431
Opponents		19	68	59	40	-	186

FIELD GOALS	7-19	20-29	30-39	40-49	50+
Clark	6-6	7-8	1-6	2-6	1-3
Cowboys	6-6	7-8	1-6	2-6	1-3
Opponents	3-3	3-3	3-11	0-4	0-1

Clark: (52M, 16.46M), (33M), (26), (14.50), (35M, 26.21), (12.21, 53M), (16, 47M), (20), (1), (45, 34, 13), (34M, 21, 29M, 31M, 38M, 49, 47M), (18, 25), (48M), (0)

Opponents: (48M, 36B), (23, 13), (32, 35M), (47M), (31B, 45B), (37M), (57M, 37M, 38M), (25, 13), (37), (21, 34M), (1), (45M), (12, 32, 32B), (20)

SCORING	TDR	TDP	TDR1	FG	PAT	S	TP
M. Clark	0	0	0	17/29	54/54	0	105
Hayes	0	10	2a	0/0	0/0	0	72
Baynham	5	3	0	0/0	0/0	0	48
Perkins	4	2	0	0/0	0/0	0	36
Rentzel	0	6	0	0/0	0/0	0	36
Garrison	5	0	0	0/0	0/0	0	30
Reeves	4	1	0	0/0	0/0	0	30
Cole	0	0	2b	0/0	0/0	0	12
Morton	2	0	0	0/0	0/0	0	12
Green	0	0	1c	0/0	0/0	0	6
Homan	0	1	0	0/0	0/0	0	6
Howley	0	0	1d	0/0	0/0	0	6
Meredith	1	0	0	0/0	0/0	0	6
Shy	1	0	0	0/0	0/0	0	6
Townes	0	0	1e	0/0	0/0	0	6
Norman	0	1	0	0/0	0/0	0	2
Wright	0	1	0	0/0	0/0	0	2
Pugh	0	0	0	0/0	0/0	1	2
Cowboys	22	25	7	17/29	54/54	1	431
Opponents	2	20	1*	9/22	21/23	0	186

- a 90 punt return vs. Pittsburgh (12/8)
- 63 punt return vs. N.Y. Giants (12/15)
- b 21 fumble return vs. Washington (11/17)
- 5 int return vs. Washington (11/28)
- c 55 int return vs. Minnesota (10/20)
- d 35 int return vs. Detroit (9/15)
- e 20 fumble return vs. Cleveland (9/22)
- + Pugh forced fum in end zone vs. Was (11/28)

\* Hanburger 30 int. return vs. Was (11/17)

## USUAL STARTERS

WR	Bob Hayes	LE	Larry Cole (10)
LT	Tony Liscio	Willie Townes (4)	
LG	John Niland	LT	Jethro Pugh
RG	Malcolm Walker	RT	Bob Lilly
RC	John Willbur	RE	George Andrie
TE	Ralph Neely	MLB	Chuck Howley
RT	Pettis Norman	LLB	Lee Roy Jordan
WR	Lance Rentzel	RLB	Dave Edwards
QB	Don Meredith	LCB	Cornell Green
RB	Craig Baynham (8)	RCB	Mike Johnson
	Dan Reeves (4)	SS	Mike Gaechter
FB	Don Perkins	FS	Mel Rentfro (8)
			Dick Daniels (8)
K	Mike Clark		
P	Ron Widby		Pro Bowlers in Bold

# 1969 ★ DALLAS COWBOYS STATISTICS ★ 1969

STAFF

PLAYERS

2022 SEASON

RECORDS

PLAYOFF RECORDS

STATISTICS

SIDELINES

## FIRST PLACE, CAPITOL DIVISION HEAD COACH: TOM LANDRY

### PRESEASON (4-2)

Date	W/L	Score	Opponent	Att.
8/8	L	17-24	@ LA Rams	87,381
8/17	W	20-17	@ San Francisco	33,894
8/23	W	31-13	GREEN BAY	73,764
8/28	W	14-11	@ Houston	55,310
9/6	W	25-9	N.Y. JETS	74,771
9/14	L	7-23	BALTIMORE	58,975

### REGULAR SEASON (11-2-1)

9/21	W	24-3	ST. LOUIS	62,134
9/28	W	21-17	@ New Orleans	79,567
10/5	W	38-7	@ Philadelphia	60,658
10/12	W	24-17	@ Atlanta	54,833
10/19	W	49-14	PHILADELPHIA	71,509
10/27	W	25-3	N.Y. GIANTS	58,964
11/2	L	10-42	@ Cleveland	84,850
11/9	W	33-17	NEW ORLEANS	68,282
11/16	W	41-28	@ Washington	50,474
11/23	L	23-24	@ LA Rams	79,105
11/27	T	24-24	SAN FRANCISCO	62,348
12/7	W	10-7	@ Pittsburgh	24,990
12/13	W	27-10	BALTIMORE	63,191
12/21	W	20-10	WASHINGTON	56,924

### 1969 EASTERN CHAMPIONSHIP GAME

12/28	L	14-38	CLEVELAND	69,321
-------	---	-------	-----------	--------

### PLAYOFF BOWL GAME (MIAMI)

1/3/70	L	0-31	LA Rams	31,151
--------	---	------	---------	--------

### TEAM STATISTICS

	DALLAS	OPP
FIRST DOWNS	275	203
Rushing	133	52
Passing	125	141
Penalty	17	10
Third Down-Made/Att.	82/197	64/191
Third Down Efficiency	41.6	33.5
Fourth Down-Made/Att.	2/6	3/8
TOTAL NET YARDS	5,122	3,707
Avg. Per Game	365.9	261.8
Total Plays	931	826
Avg. Per Play	5.5	4.5
NET YARDS RUSHING	2,276	1,050
Avg. Per Game	162.6	75.0
Total Rushes	532	313
Avg. Per Rush	4.3	3.4
NET YARDS PASSING	2,846	2,657
Sacked/Yards Lost	44/366	55/452
Gross Yards	3,212	3,109
Attempts/Completions	355/189	458/235
Pct. of Completions	53.2	51.3
Had Intercepted	18	24
PUNTS/AVERAGE	63/43.3	82/42.2
Net Punting Average	37.2	37.7
PUNT RET./AVG.	38/7.2	43/7.1
KICKOFF RET./AVG.	36/19.9	64/19.4
INT./AVG. RET.	24/14.1	18/9.3
PENALTIES/YARDS	81/840	58/680
FUMBLES/BALL LOST	28/12	23/11
TOUCHDOWNS	44	28
Rushing	17	3
Passing	24	23
Returns	3	2
EXTRA POINTS/ATTEMPTS	43/44	28/28
FIELD GOALS/ATTEMPTS	20/36	9/25

PASSING	ATT	COMP	YDS	PCT	AVG	TD	PCT	PCT	INT	LG	SKS/YDS	RATING
Morton	302	162	2,619	53.6	8.7	21	7.0	15	5.0	67	30/246	85.4
Staubach	47	23	421	49.0	9.0	1	2.1	2	4.3	75	12/106	69.5
Hill	3	3	137	100.0	45.7	2	66.7	0	0.0	53	0/0	158.3
Reeves	3	1	35	33.3	11.7	0	0.0	1	33.3	35	2/14	38.9
Cowboys	355	189	3,212	53.2	9.1	24	6.3	18	7.1	75	44/366	85.6
Opponents	458	235	3,109	51.3	6.8	23	5.0	24	5.2	88	55/452	68.0

### RUSHING

Hill	204	942	4.6	55	8
Garrison	176	818	4.6	21	2
Reeves	59	173	2.9	12	4
Shy	42	154	3.7	23	1
Morton	16	62	4.0	15	1
Staubach	15	60	4.0	19	1
Welch	6	21	3.5	6	0
Norman	5	20	4.0	21	0
Hayes	4	17	4.3	6	0
Rentzel	2	11	5.5	14	0
Baynham	3	-2	-0.6	2	0
Cowboys	532	2,276	4.3	55	17
Opponents	313	1,050	3.4	25	3

### RECEIVING

Rentzel	43	960	22.3	75	12
Hayes	40	746	18.7	67	4
Hill	20	232	11.6	28	1
Reeves	18	187	10.4	29	0
Ditka	17	369	21.7	51	3
Norman	13	238	18.3	31	3
Garrison	13	131	10.1	25	0
Homan	12	240	20.0	66	0
Shy	8	124	15.5	49	1
Conrad	4	74	18.5	34	0
Wright	1	12	12.0	12	0
Cowboys	189	3,212	17.0	75	24
Opponents	235	3,109	13.2	88	23

### INTERCEPTIONS

NO	YDS	AVG	LG	TD	
Renfro	10	118	11.8	41	0
Gaechter	3	72	24.0	37	0
Jordan	2	38	19.0	38	0
Howley	2	37	18.5	28	0
P. Clark	2	2	1.0	2	0
Green	2	0	0.0	0	0
Cole	1	41	41.0	41	1
Brown	1	31	31.0	31	0
Edwards	1	0	0.0	0	0
Cowboys	24	339	14.1	41	1
Opponents	18	167	9.3	56	1

### PUNTING

NO	YDS	AVG	TB	IN20	LG	BL	NET
Widby	63	2,729	43.3	4	9	62	0 37.2
Cowboys	63	2,729	43.3	4	9	62	0 37.2
Opp.	82	3,463	42.2	5	21	81	0 37.7

### PUNT RETURNS

NO	FC	YDS	AVG	LG	TD	
Hayes	18	5	179	9.9	50	0
Renfro	15	7	80	5.3	34	0
Rentzel	4	3	14	3.5	11	0
Johnson	1	0	0	0.0	0	0
Cowboys	38	15	273	7.2	50	0
Opponents	43	7	305	7.1	28	0

### KICKOFF RETURNS

NO	YDS	AVG	LG	TD	
Flowers	11	238	20.8	30	0
Baynham	7	114	16.3	29	0
Welch	5	112	22.4	35	0
Hill	4	125	31.3	46	0
Hayes	3	80	26.7	46	0
Shy	3	47	15.6	26	0
Green	2	0	0.0	0	0
Garrison	1	2	2.0	2	0
Cowboys	36	718	19.9	46	0
Opponents	64	1,242	19.4	60	0

### SCORE BY QUARTERS

	1	2	3	4	OT	T
Cowboys	102	106	54	107	-	369
Opponents	62	64	48	49	-	223

### FIELD GOALS

	7-9	20-29	30-39	40-49	50+
Clark, M.	7-8	6-7	4-7	3-11	0-3
Cowboys	7-8	6-7	4-7	3-11	0-3
Opponents	1-1	3-5	4-5	1-12	0-2

Clark: (23M,30),(47M),(14,47M),(47,32M), (17M,33M),(41M,42M,47,35,15), (14,50M),(21,21,46M,40M),(36,14,50M), (15,27,46M),(12,24,54M)

Opponents: (42M,46M,20,27M),(56M,32M,43), (42B),(34),(48M),(23,50B),(45M,46M), (37,44M),(48B),(36),(48B,21),(1),(24,43M), (34,27B,42M)

### SCORING

	TDR	TDP	TDR	FG	PAT	S	TP
M. Clark	0	0	0	20/36	43/44	0	103
Rentzel	0	12	1a	0/0	0/0	0	78
Hill	8	0	0	0/0	0/0	0	48
Reeves	4	1	0	0/0	0/0	0	30
Hayes	0	4	0	0/0	0/0	0	24
Ditka	0	3	0	0/0	0/0	0	18
Norman	0	3	0	0/0	0/0	0	18
Garrison	2	0	0	0/0	0/0	0	12
Shy	1	1	0	0/0	0/0	0	12
Cole	0	0	1c	0/0	0/0	0	6
Lilly	0	0	1b	0/0	0/0	0	6
Morton	1	0	0	0/0	0/0	0	6
Staubach	1	0	0	0/0	0/0	0	6
Andrie	0	0	0	0/0	0/0	1+2	2
Cowboys	17	24	3	20/36	43/44	1	369
Opponents	3	23	2*	9/25	28/28	0	223

a 0 fumble return @ Philadelphia (10/5)  
 b 9 fumble return vs. Philadelphia (10/19)  
 c 41 int return @ Washington (11/16)  
 \* tackled Tarleton in end zone vs. NYG (10/27)

\* Bradley 56 int. return vs. Philadelphia (10/19)  
 Hanburger 19 fumble return vs. Was (12/21)

### USUAL STARTERS

WR	Bob Hayes (10)	LE	Larry Cole
	Dennis Homan (4)	LT	Jethro Pugh (11)
LT	Tony Liscio		Ron East (3)
LG	<b>John Niland</b>	RT	<b>Bob Lilly</b>
C	Malcolm Walker	RE	George Andrie
RG	John Wilbur	MLB	Dave Edwards
RT	<b>Ralph Neely (11)</b>	MLB	<b>Lee Roy Jordan</b>
	Rayfield Wright (3)	RLB	<b>Chuck Howland</b>
TE	Pettis Norman (10)	LCB	Corbin Green
	Mike Ditka (4)	RCB	Phil Clark
WR	Lance Rentzel	SS	Mike Gaechter
QB	Craig Morton	FS	<b>Mel Renfro</b>
RB	Calvin Hill		
FB	Walt Garrison	P	Ron Widby,
K	Mike Clark		<b>Pro Bowlers in Bold</b>

# 1970 ★ DALLAS COWBOYS STATISTICS ★ 1970

FIRST PLACE, NFC EAST  
HEAD COACH: TOM LANDRY

**PRESEASON (1-5)**

Date	W/L	Score	Opponent	Att.
8/8	W	20-10	@ San Diego	39,392
8/15	L	10-17	@ LA Rams	64,646
8/22	L	34-35	GREEN BAY	72,389
8/29	L	21-37	@ Houston	46,548
9/5	L	0-13	KANSAS CITY	69,055
9/13	L	21-29	N.Y. JETS	55,297

**REGULAR SEASON (10-4)**

9/20	W	17-7	@ Philadelphia	59,728
9/27	W	28-10	N.Y. GIANTS	57,239
10/4	L	7-20	@ St. Louis	50,780
10/11	W	13-0	ATLANTA	53,611
10/18	L	13-54	@ Minnesota	47,900
10/25	W	27-16	@ Kansas City	51,158
11/1	W	21-17	PHILADELPHIA	55,736
11/8	L	20-23	@ N.Y. Giants	62,928
11/16	L	0-38	ST. LOUIS	69,323
11/22	W	45-21	@ Washington	50,415
11/26	W	16-3	GREEN BAY	67,182
12/6	W	34-0	WASHINGTON	57,936
12/12	W	6-2	@ Cleveland	75,458
12/20	W	52-10	HOUSTON	50,504

**1970 DIVISIONAL PLAYOFF**

12/26	W	5-0	DETROIT	73,167
-------	---	-----	---------	--------

**1970 NFC CHAMPIONSHIP GAME**

1/3/71	W	17-10	@ San Francisco	59,625
--------	---	-------	-----------------	--------

**SUPER BOWL V (MIAMI)**

1/17/71	L	13-16	Baltimore	80,055
---------	---	-------	-----------	--------

TEAM STATISTICS	DALLAS	OPP
FIRST DOWNS	229	205
Rushing	119	87
Passing	95	105
Penalty	15	13
Third Down-Made/Att.	63/186	74/202
Third Down Efficiency	33.9	36.6
Fourth Down-Made/Att.	6/15	6/15
TOTAL NET YARDS	4,449	3,569
Avg. Per Game	317.8	254.9
Total Plays	858	855
Avg. Per Play	5.2	4.2
NET YARDS RUSHING	2,300	1,656
Avg. Per Game	164.3	118.3
Total Rushes	522	415
Avg. Per Rush	4.4	4.0
NET YARDS PASSING	2,149	1,913
Sacked/Yards Lost	39/296	41/313
Gross Yards	2,445	2,226
Attempts/Completions	297/149	399/193
Pct. of Completions	50.2	48.4
Had Intercepted	16	24
PUNTS/AVERAGE	69/41.3	74/41.1
Net Punting Average	35.4	36.3
PUNT RET./AVG.	32/7.4	38/7.4
KICKOFF RET./AVG.	37/24.0	60/19.0
INT./AVG. RET.	24/12.8	16/16.2
PENALTIES/YARDS	87/934	70/732
FUMBLES/BALL LOST	29/12	25/14
TOUCHDOWNS	35	24
Rushing	16	10
Passing	18	10
Returns	1	4
EXTRA POINTS/ATTEMPTS	35/35	24/24
FIELD GOALS/ATTEMPTS	18/27	17/26

PASSING	ATT	COMP	YDS	PCT	AVG	TD	INT	PCT	LG	SKS/YDS	RATING	
Morton	207	102	1,819	49.3	8.8	15	7.2	7	3.4	89t	20/166	89.8
Staubach	82	44	542	53.7	6.6	2	2.4	8	9.3	43	19/130	42.9
Reeves	3	1	14	33.3	4.7	0	0.0	1	33.3	14	0/0	9.7
Hill	4	1	12	25.0	3.0	0	0.0	0	0.0	12	0/0	39.6
Renzel	1	1	58	100.0	58.0	1	100.0	0	58t	0	0/0	158.3
Cowboys	297	149	2,445	50.2	8.2	18	6.3	16	7.1	89t	39/296	75.9
Opponents	399	193	2,226	48.4	5.6	10	5.0	24	5.2	78t	41/313	48.9

RUSHING	ATT	YDS	AVG	LG	TD
Thomas	151	803	5.3	47	5
Hill	153	577	3.8	20	4
Garrison	126	507	4.0	18	3
Staubach	27	221	8.2	25	0
Reeves	35	84	2.4	8	2
Morton	16	37	2.3	11	0
Hayes	4	34	8.5	13t	1
Norman	2	16	8.0	22	0
Welch	5	13	2.6	5t	1
Renzel	1	11	11.0	11	0
Horman	2	-3	-1.5	0	0
Cowboys	522	2,300	4.4	47	16
Opponents	415	1,656	4.0	48	10

RECEIVING	NO	YDS	AVG	LG	TD
Hayes	34	889	26.1	89t	10
Renzel	28	556	19.9	86t	5
Garrison	21	205	9.8	36	2
Hill	13	95	7.3	21	0
Reeves	12	140	11.7	23	0
Thomas	10	73	7.3	17	0
Rucker	9	200	22.2	52t	1
Titka	8	98	12.3	26	0
Horman	7	105	15.0	43	0
Norman	6	70	11.7	23	0
Kiner	1	14	14.0	14	0
Cowboys	149	2,445	16.4	89t	18
Opponents	193	2,226	11.5	78t	10

INTERCEPTIONS	NO	YDS	AVG	LG	TD
Waters	5	45	9.0	20	0
Renfro	4	3	0.8	3	0
Adderley	3	69	23.0	30	0
Harris	2	66	33.0	60	0
Howley	2	18	9.0	17	0
Edwards	2	2	1.0	2	0
Green	1	59	59.0	59	0
Kiner	1	28	28.0	28	0
Stincic	1	11	11.0	11	0
Jordan	1	6	6.0	6	0
Pugh	1	0	0.0	0	0
Washington	1	0	0.0	0	0
Cowboys	24	307	12.8	60	0
Opponents	16	259	16.2	43	1

PUNTING NO	YDS	AVG	TB	IN20	LG	BL	NET
Widby	69	2,847	41.3	6	10	59	1 35.4
Cowboys	69	2,847	41.3	6	10	59	1 35.4
Opp.	74	3,045	41.1	6	21	64	1 36.3

PUNT RETURNS NO	FC	YDS	AVG	LG	TD	
Hayes	15	7	116	7.7	34	0
Renfro	13	6	77	5.9	29	0
Adkins	4	2	44	11.0	24	0
Reeves	0	2	0	0.0	0	0
Cowboys	32	17	237	7.4	34	0
Opponents	38	12	281	7.4	74t	1

KICKOFF RETURNS NO	YDS	AVG	LG	TD	
Thomas	19	416	21.9	33	0
Adkins	7	149	21.3	27	0
Washington	5	242	48.4	100t	1
Kiner	3	50	16.7	18	0
Harris	1	22	22.0	22	0
Waters	1	6	6.0	6	0
Flowers	1	3	3.0	3	0
Cowboys	37	888	24.0	100t	1
Opponents	60	1,142	19.0	44	0

SCORE BY	1	2	3	4	OT	T
QUARTERS						
Cowboys	36	82	93	88	-	299
Opponents	59	49	55	58	-	221

FIELD GOALS	7-19	20-29	30-39	40-49	50-60
M. Clark	7-8	3-5	6-9	2-5	0-0
Cowboys	7-8	3-5	6-9	2-5	0-0
Opponents	2-2	4-6	7-9	3-5	1-4

Clark: (13),(47M,41M),(19M),(38M,19,10), (19,43),(38,34),(34M),(28,32M,22), (,)(42),(21,12,15),(21B,38,47M,15), (29M,39,31),(35)  
Opponents: (,)(50M,20,27M),(38,35,43M),(36M), (42,31,28,34),(25,32,22),(19), (40,42,55M,54,20M),(53M,31),(,)(19), (47M),(32M),(37)

SCORING	TDR	TDP	TDRt	FG	PAT	S	TP
M. Clark	0	0	0	18/27	35/35	0	89
Hayes	1	10	0	0/0	0/0	0	66
Garrison	3	2	0	0/0	0/0	0	30
Renzel	0	5	0	0/0	0/0	0	30
Thomas	5	0	0	0/0	0/0	0	30
Hill	4	0	0	0/0	0/0	0	24
Reeves	2	0	0	0/0	0/0	0	12
Rucker	0	1	0	0/0	0/0	0	6
Washington	0	0	1a	0/0	0/0	0	6
Welch	1	0	0	0/0	0/0	0	6
Cowboys	16	18	1	18/27	35/35	0	299
Opponents	10	10	4*	17/26	24/24	1*	221

a 100 kickoff return vs. Washington (11/22)  
\* Sharrockman 34 block punt return vs. Min (10/18)  
Sharrockman 34 int. return vs. Minnesota (10/18)  
Roland 74 punt return vs. St. Louis (11/16)  
Peacock 41 fumble return vs. Houston (12/20)  
+ Reynolds tackle in end zone vs. Cle (12/12)

**USUAL STARTERS**

WR	Bob Hayes (9)	LE	Larry Cole (10)
	Dennis Homan (5)		Pat Toomay (3)
LT	Tony Liscio (8)	LT	Jethro Pugh
	Ralph Neely (6)	RT	Bob Lilly
LG	John Niland	RE	George Andrie
C	Dave Manders	LLB	Dave Edwards
RG	Blaine Nye (10)	RLB	Lee Roy Jordan
	Ralph Neely (4)	RLB	Chuck Howley
RT	Rayfield Wright	LCB	Herb Adderley
TE	Pettis Norman	RCB	Mel Renfro
WR	Lance Rentzel	SS	Cornell Green
QB	Craig Morton (11)	FS	Charlie Waters (6)
	Roger Staubach (3)		Cliff Harris (5)
RB	Calvin Hill (9)	P	Richmond Flowers (3)
	Duane Thomas (4)	K	Ron Widby
FB	Walt Garrison (10)	K	Mike Clark
	Duane Thomas (4)		<b>Pro Bowlers in Bold</b>



# 1971 ★ DALLAS COWBOYS STATISTICS ★ 1971

STAFF PLAYERS 2022 SEASON RECORDS PLAYOFF RECORDS 1971 STATISTICS SIDELINES

FIRST PLACE, NFC EAST HEAD COACH: TOM LANDRY			
PRESEASON (6-0)			
Date	W/L	Score	Opponent
8/6	W	45-21	@ LA Rams
8/14	W	36-21	NEW ORLEANS
8/20	W	16-15	CLEVELAND
8/26	W	28-20	@ Houston
9/3	W	27-14	@ Baltimore
9/11	W	24-17	KANSAS CITY
REGULAR SEASON (11-3)			
9/19	W	49-37	@ Buffalo
9/26	W	42-7	@ Philadelphia
10/3	L	16-20	WASHINGTON
10/11	W	20-13	N.Y. GIANTS
10/17	L	14-24	@ New Orleans
10/24	W	44-21	NEW ENGLAND
10/31	L	19-23	@ Chicago
11/7	W	16-13	@ St. Louis
11/14	W	20-7	PHILADELPHIA
11/21	W	13-0	@ Washington
11/25	W	28-21	L.A. RAMS
12/4	W	52-10	N.Y. JETS
12/12	W	42-14	@ N.Y. Giants
12/18	W	31-12	ST. LOUIS
1971 DIVISIONAL PLAYOFF			
12/25	W	20-12	@ Minnesota
1971 NFC CHAMPIONSHIP GAME			
1/2/72	W	14-3	SAN FRANCISCO
SUPER BOWL VI (NEW ORLEANS)			
1/16/72	W	24-3	Miami

TEAM STATISTICS	DALLAS	OPP
FIRST DOWNS	288	200
Rushing	135	59
Passing	144	125
Penalty	9	16
Third Down-Made/Att.	87/183	68/182
Third Down Efficiency	47.5	37.4
Fourth Down-Made/Att.	2/3	3/16
TOTAL NET YARDS	5,035	3,468
Avg. Per Game	359.6	247.7
Total Plays	905	817
Avg. Per Play	5.6	4.2
NET YARDS RUSHING	2,249	1,144
Avg. Per Game	160.6	81.7
Total Rushes	512	353
Avg. Per Rush	4.4	3.2
NET YARDS PASSING	2,786	2,324
Sacked/Yards Lost	32/251	43/336
Gross Yards	3,037	2,660
Attempts/Completions	361/206	421/209
Pct. of Completions	57.1	49.6
Had Intercepted	14	26
PUNTS/AVERAGE	56/41.6	65/41.5
Net Punting Average	35.0	36.1
PUNT RET./AVG.	31/8.0	26/8.9
KICKOFF RET./AVG.	50/27.5	70/24.0
INT./AVG. RET.	26/15.5	14/21.7
PENALTIES/YARDS	94/952	61/647
FUMBLE/BALL LOST	30/21	40/25
TOUCHDOWNS	50	25
Rushing	25	8
Passing	22	15
Returns	3	2
EXTRA POINTS/ATTEMPTS	50/50	24/25
FIELD GOALS/ATTEMPTS	18/33	16/23

	AVG	PCT	PCT	LG	SKS/YDS	RATING
	TD	INT	INT			
Passing	211	126	1,882	59.7	8.9	15
Staubach	143	78	1,131	54.5	7.9	7
Morton	5	2	24	40.0	4.8	0
Reeves	1	0	0	0.0	0.0	0
D. Thomas	1	0	0	0.0	0.0	0
Hill	1	0	0	0.0	0.0	0
Cowboys	361	206	3,037	57.1	8.4	22
Opponents	421	209	2,660	49.6	6.3	15

RUSHING	ATT	YDS	AVG	LG	TD
D. Thomas	175	793	4.5	56t	11
Hill	106	468	4.4	17	8
Garrison	127	429	3.4	34	1
Staubach	41	343	8.4	31	2
Reeves	17	79	4.6	22	0
Williams	21	67	3.2	16	0
Welch	14	51	3.6	14	1
Hayes	3	18	6.0	11	0
Morton	4	9	2.3	4	1
Ditka	2	2	1.0	11	0
Alworth	2	-10	-5.0	-4	0
Cowboys	512	2,249	4.4	56t	25
Opponents	353	1,144	3.2	57t	8
RECEIVING	NO	YDS	AVG	LG	TD
Garrison	40	396	9.9	36	1
Hayes	35	840	24.0	85t	8
Alworth	34	487	14.3	26	2
Ditka	30	360	12.0	29	1
Hill	19	244	12.8	27	3
Truax	15	232	15.5	25	1
D. Thomas	13	153	11.8	34t	2
Richardson	8	170	21.3	45t	3
Adkins	4	53	13.3	23	0
Williams	3	59	19.7	35	0
Reeves	3	25	8.3	11	0
Rucker	1	19	19.0	19t	1
Welch	1	-1	-1.0	-1	0
Cowboys	206	3,037	14.7	85t	22
Opponents	209	2,660	12.7	75t	15
INTERCEPTIONS	NO	YDS	AVG	LG	TD
Adderley	6	182	30.3	46	0
Howley	5	122	24.4	53	0
Renfro	4	11	2.8	7	0
Waters	2	37	18.5	30	0
Jordan	2	34	17.0	23	0
Green	2	16	8.0	12	0
Edwards	2	0	0.0	0	0
Harris	2	0	0.0	0	0
Lewis	1	0	0.0	0	0
Cowboys	26	402	15.5	53	0
Opponents	14	304	21.7	60	1

USUAL STARTERS					
WR	Bob Hayes	LE	Larry Cole		
LT	Ralph Neely (7)	LT	Jethro Pugh		
	Tony Liscio (5)	RT	Bob Lilly		
LG	John Niland	RE	George Andrie		
C	Dave Manders	LLB	Dave Edwards		
RG	Blaine Nye	MLB	Lee Roy Jordan		
RT	Rayfield Wright	RLB	Chuck Howley		
TE	Billy Truax (10)	LCB	Herb Adderley		
	Mike Ditka (4)	RCB	Mel Renfro		
WR	Lance Alworth (11)	SS	Cornell Green		
	Gloster Richardson (3)	FS	Cliff Harris (11)		
QB	Roger Staubach (10)		Charlie Waters (3)		
	Craig Morton (4)	P	Ron Widby		
RB	Duane Thomas (9)	K	Mike Clark (11)		
	Calvin Hill (5)		Tony Fritsch (3)		
FB	Walt Garrison				

	AVG	PCT	PCT	LG	SKS/YDS	RATING
	TD	INT	INT			
Passing	211	126	1,882	59.7	8.9	15
Staubach	143	78	1,131	54.5	7.9	7
Morton	5	2	24	40.0	4.8	0
Reeves	1	0	0	0.0	0.0	0
D. Thomas	1	0	0	0.0	0.0	0
Hill	1	0	0	0.0	0.0	0
Cowboys	361	206	3,037	57.1	8.4	22
Opponents	421	209	2,660	49.6	6.3	15

PUNTING	NO	YDS	AVG	TB	IN20	LG	BL	NET
Widby	56	2,329	41.6	7	17	59	1	35.0
Cowboys	56	2,329	41.6	7	17	59	1	35.0
Opp.	65	2,697	41.5	5	17	58	1	36.1
PUNT RETURNS	NO	FC	YDS	AVG	LG	TD		
Harris	17	8	129	7.6	35	0		
Waters	9	5	109	12.1	42	0		
Adkins	4	0	5	1.3	10	0		
Hayes	1	0	5	0.2	5	0		
Renfro	0	1	0	0.0	0	0		
Cowboys	31	14	248	8.0	42	0		
Opponents	26	15	231	8.9	43	0		

KICKOFF RETURNS	NO	YDS	AVG	LG	TD
Harris	29	823	28.4	77	0
I. Thomas	7	295	42.1	101t	2
Welch	4	105	26.3	39	0
Ditka	3	30	10.0	20	0
D. Thomas	2	64	32.0	33	0
Waters	1	18	18.0	18	0
Lewis	1	15	15.0	15	0
Hayes	1	14	14.0	14	0
Williams	1	12	12.0	12	0
Green	1	0	0.0	0	0
Cowboys	50	1,376	27.5	101t	2
Opponents	70	1,681	24.0	52	0

SCORE BY QUARTERS	1	2	3	4	OT	T
Cowboys	96	139	72	99	-	406
Opponents	62	59	72	69	-	222
FIELD GOALS	7-19	20-29	30-39	40-49	50+	
M. Clark	5-5	4-6	0-1	4-12	0-1	
Fritsch	1-1	3-3	0-1	1-3	0-0	
Cowboys	6-6	7-9	0-2	5-15	0-1	
Opponents	0-0	4-6	9-11	3-6	0-0	

Clark: ( ), (48M, 42M), (48M, 22, 9, 27), (42, 41, 41M), (50M), (16, 17, 45M, 12), (21M, 42M, 29M, 10), ( ), (43M, 26, 31M, 48), ( ), (47M, 45), ( ), (24) Fritsch: ( ), ( ), ( ), ( ), ( ), ( ), (27, 42M, 14, 26), (23, 41M, 39M, 46), ( ), ( ), ( ), ( ) Opponents: (40, 49M), ( ), (25, 32), (35, 20), (36), ( ), (44, 38, 35), (41, 47M, 36), (22M), ( ), (31M), (35), (35M), (23M, 33, 29, 35, 45M)

SCORING	TDR	TDP	TDRt	FG	PT	S	TP
M. Clark	0	0	0	13/25	47/47	0	86
D. Thomas	11	2	0	0/0	0/0	0	78
Hill	8	3	0	0/0	0/0	0	66
Hayes	0	8	0	0/0	0/0	0	48
Richardson	0	3	0	0/0	0/0	0	18
Fritsch	0	0	0	5/8	2/2	0	17
Alworth	0	2	0	0/0	0/0	0	12
Garrison	1	1	0	0/0	0/0	0	12
Staubach	2	0	0	0/0	0/0	0	12
I. Thomas	0	0	2a	0/0	0/0	0	12
Welch	1	0	0	0/0	0/0	1+	8
Ditka	0	1	0	0/0	0/0	0	6
Lilly	0	0	1b	0/0	0/0	0	6
Morton	1	0	0	0/0	0/0	0	6
Rucker	0	1	0	0/0	0/0	0	6
Truax	0	1	0	0/0	0/0	0	6
Williams	1	0	0	0/0	0/0	0	6
Reeves	0	0	0	0/0	1/1#	0	1
Cowboys	25	22	2	18/33	50/50	1	406
Opponents	8	15	3*	16/23	24/24	0	222

a 89 kickoff return vs. Los Angeles (11/25)  
101 kickoff return vs. N.Y. Jets (12/4)  
b 7 fumble return vs. Philadelphia (9/26)  
+ tackled Green in end zone vs. Chicago (10/31)  
# runs left end on bad snap vs. St. Louis (1/17)  
\* Nelson 101 FG return vs. Philadelphia (9/2)  
Athas 37 int return vs. N.Y. Giants (12/12)

## 1972 ★ DALLAS COWBOYS STATISTICS ★ 1972

SECOND PLACE, NFC EAST  
HEAD COACH: TOM LANDRY

## PRESEASON (6-1)

Date	W/L	Score	Opponent	Att.
7/28	W	20-7	Coli. All-Stars @ Chi.	54,162
8/5	W	26-24	HOUSTON	65,405
8/12	W	27-13	@ LA Rams	66,051
8/19	W	30-7	@ New Orleans	81,070
8/26	W	34-27	N.Y. JETS	65,386
9/2	L	10-20	@ Kansas City	79,592
9/9	W	16-10	OAKLAND	62,607

## REGULAR SEASON (10-4)

9/17	W	28-6	PHILADELPHIA	55,850
9/24	W	23-14	@ N.Y. Giants	62,725
10/1	L	13-16	@ Green Bay	47,103
10/8	W	17-13	PITTSBURGH	65,682
10/15	W	21-0	@ Baltimore	58,992
10/22	L	20-24	@ Washington	53,039
10/30	W	28-24	DETROIT	65,378
11/5	W	34-28	@ San Diego	54,476
11/12	W	33-24	ST. LOUIS	65,218
11/19	W	28-7	@ Philadelphia	65,720
11/23	L	10-31	SAN FRANCISCO	65,124
12/3	W	27-6	@ St. Louis	49,797
12/9	W	34-24	WASHINGTON	65,136
12/17	L	3-23	N.Y. Giants	64,602

## 1972 DIVISIONAL PLAYOFF

12/23	W	30-28	@ San Francisco	61,214
-------	---	-------	-----------------	--------

## 1972 NFC CHAMPIONSHIP GAME

12/31	L	3-26	@ Washington	53,129
-------	---	------	--------------	--------

## TEAM STATISTICS

	DALLAS	OPP
FIRST DOWNS	256	217
Rushing	118	81
Passing	126	113
Penalty	12	23
Third Down-Made/Att.	89/201	78/187
Third Down Efficiency	44.3	41.7
Fourth Down-Made/Att.	5/11	7/15
TOTAL NET YARDS	4,466	3,755
Avg. Per Game	319.0	268.2
Total Plays	897	842
Avg. Per Play	5.0	4.5
NET YARDS RUSHING	2,124	1,515
Avg. Per Game	151.7	108.2
Total Rushes	499	428
Avg. Per Rush	4.3	3.5
NET YARDS PASSING	2,342	2,240
Sacked/Yards Lost	31/238	32/268
Gross Yards	2,588	2,508
Attempts/Completions	367/196	382/187
Pct. of Completions	53.4	49.0
Had Intercepted	23	16
PUNTS/AVERAGE	51/38.2	65/40.6
Net Punting Average	36.2	36.3
PUNT RET./AVG.	28/4.8	15/2.7
KICKOFF RET./AVG.	50/21.6	52/24.5
INT./AVG. RET.	16/13.3	23/13.1
PENALTIES/YARDS	90/841	59/586
FUMBLES/BALL LOST	27/15	40/17
TOUCHDOWNS	36	28
Rushing	17	7
Passing	16	18
Returns	3	3
EXTRA POINTS/ATTEMPTS	36/36	27/28
FIELD GOALS/ATTEMPTS	21/36	15/34

RUSHING	ATT	YDS	AVG	LG	TD
Hill	245	1,036	4.2	26	6
Garrison	167	784	4.7	41	7
Newhouse	28	116	4.1	19	1
Montgomery	35	81	2.3	10	1
Staubach	6	45	7.5	20	0
Morton	8	26	3.3	12	2
Reeves	3	14	4.7	14	0
Neely	1	10	10.0	10	0
Hayes	2	8	4.0	7	0
Fugett	3	2	0.7	9	0
Alworth	1	2	2.0	2	0
Cowboys	499	2,124	4.3	41	17
Opponents	428	1,515	3.5	34	7

RECEIVING	NO	YDS	AVG	LG	TD
Hill	43	364	8.5	33	3
Garrison	37	390	10.5	26	3
Sellers	31	653	21.1	55	5
Parks	18	298	16.6	38	1
Ditka	17	198	11.6	26	1
Hayes	15	200	13.3	29	0
Alworth	15	195	13.0	30	2
Montgomery	8	131	16.4	46	1
Fugett	7	94	13.4	29	0
Truax	4	49	12.3	18	0
Newhouse	1	8	8.0	8	0
Cowboys	196	2,580	13.2	55	16
Opponents	187	2,508	13.4	94	18

INTERCEPTIONS	NO	YDS	AVG	LG	TD
Waters	6	132	22.0	56	1
Harris	3	40	13.3	23	0
Jordan	2	18	9.0	12	0
Green	2	1	0.5	1	0
Lewis	1	15	15.0	15	0
Howley	1	7	7.0	7	0
Renfro	1	0	0.0	0	0
Cowboys	16	213	13.3	56	1
Opponents	23	302	13.1	45	1

PUNTING	NO	YDS	AVG	TB	IN20	LG	BL	NET
Bateman	51	1,949	38.2	3	4	61	0	36.2
Cowboys	51	1,949	38.2	3	4	61	0	36.2
Opp.	65	2,636	40.6	7	13	63	0	36.3

PUNT RETURNS	NO	FC	YDS	AVG	LG	TD
Harris	19	16	78	4.1	21	0
Waters	9	7	56	6.2	17	0
Cowboys	28	23	134	4.8	21	0
Opponents	15	26	41	2.7	14	0

KICKOFF RETURNS	NO	YDS	AVG	LG	TD
Harris	26	615	23.7	44	0
Newhouse	18	382	21.2	30	0
Thomas	2	50	25.0	30	0
Waters	2	18	9.0	18	0
Montgomery	1	15	15.0	15	0
Fugett	1	0	0.0	0	0
Cowboys	50	1,080	21.6	44	0
Opponents	15	1,272	24.5	55	0

## SCORE BY

## QUARTERS

	1	2	3	4	OT	T
Cowboys	83	101	76	59	-	319
Opponents	25	86	50	79	-	240

## FIELD GOALS

	7-19	20-29	30-39	40-49	50-6+
Fritsch	6-6	5-5	3-6	5-13	2-6
Cowboys	6-6	5-5	3-6	5-13	2-6
Opponents	3-4	4-7	4-5	4-15	0-3

Fritsch: (46M), (54, 13.8), (46.9), (40, 44M, 50M, 33M), (57M, 39M, 42M), (13, 12, 50M), (48M), (25, 47M, 31), (27, 14, 50, 32M, 38), (42, 49M), (23), (42M, 29, 42, 50M), (42M, 36, 26), (43M), (30, 42, 44M, 58M), (45M, 24M), (44, 26, 22, 16M, 27B, 41M), (39, 39, 50M, 41M), (48M, 48M), (42, 43M, 37M), (43M, 17), (50B), (34), (47M, 42M), (18), (49M), (16), (22M, 49, 22, 26)

## SCORING

	TDR	TDP	TDR1	FG	PAT	S	PP
Fritsch	0	0	0	21/36	36/36	0	99
Garrison	7	3	0	0/0	0/0	0	60
Hill	6	3	0	0/0	0/0	0	54
Sellers	0	5	0	0/0	0/0	0	30
Montgomery	1	1	1a	0/0	0/0	0	18
Alworth	0	2	0	0/0	0/0	0	12
Morton	2	0	0	0/0	0/0	0	12
Ditka	0	1	0	0/0	0/0	0	6
Newhouse	1	0	0	0/0	0/0	0	6
Niland	0	0	1b	0/0	0/0	0	6
Parks	0	1	0	0/0	0/0	0	6
Waters	0	0	1c	0/0	0/0	0	6
Cowboys	17	16	3	21/36	36/36	2	319
Opponents	7	18	3*	15/34	27/28	0	240

a 54 fumble return vs. San Diego (11/5)

b 0 fumble return vs. Philadelphia (11/19)

c 28 int return vs. St. Louis (11/12)

+ Bradley tackled in end zone vs. Phi (11/19)  
Smith centered out of end zone vs. Phi (11/19)

\* Blount 35 fumble return vs. Pittsburgh (10/8)  
Vanderbundt 73 fumble return vs. SF (11/23)  
Vanderbundt 21 int. return vs. SF (11/23)

## USUAL STARTERS

WR	Ron Sellers (8)	LE	Larry Cole (7)
	Bob Hayes (6)	LT	Tody Smith (6)
LT	Ralph Neely (6)	RT	Jethro Pugh (8)
LG	John Niland (8)	RT	Bob Lilly (9)
C	Dave Manders (8)	RE	Pat Toomay (8)
RG	Blaine Nye (8)	LLB	Lee Edwards (8)
TE	Rayfield Wright (8)	MLB	Lee Roy Jordan (8)
RE	Mike Ditka (8)	RLB	Chuck Howley (8)
WR	Lance Alworth (7)	RCB	Herb Adderley (8)
RT	Billy Parks (7)	LCB	Mel Renfro (8)
QB	Craig Morton (8)	SS	Cornell Green (8)
RB	Calvin Hill (8)	FS	Cliff Harris (8)
FB	Walt Garrison (8)	P	Marv Bateman (8)
K	Tony Fritsch (8)		Pro Bowlers in Bold

PASSING	ATT	COMP	YDS	PCT	AVG	PCT	PCT	INT	LG	SKS/YDS	RATING	
Morton	339	185	2,396	54.6	7.1	15	4.4	21	6.2	46	23/179	65.9
Staubach	20	9	98	45.0	4.9	0	0.0	2	10.0	21	8/59	20.4
Hill	3	1	55	33.3	18.3	1	33.0	0	0.0	55	0/0	121.5
Montgomery	3	1	31	33.3	10.3	0	0.0	0	0.0	31	0/0	72.9
Reeves	2	0	0	0.0	0.0	0	0.0	0	0.0	0	0/0	39.6
Cowboys	367	196	2,580	53.4	7.0	16	4.4	23	6.3	55	31/238	64.3
Opponents	382	187	2,508	49.0	6.6	18	4.7	16	4.2	94	32/268	68.5

# 1973 ★ DALLAS COWBOYS STATISTICS ★ 1973

STAFF PLAYERS 2022 SEASON RECORDS PLAYOFF RECORDS 1973 STATISTICS SIDELINES

FIRST PLACE, NFC EAST HEAD COACH: TOM LANDRY			
PRESEASON (4-2)			
Date	W/L	Score Opponent	Att.
8/3	W	24-7 @ LA Rams	75,461
8/11	L	26-27 @ Oakland	53,723
8/18	W	24-14 NEW ORLEANS	61,022
8/23	L	24-27 @ Houston	46,942
9/1	W	27-16 KANSAS CITY	57,468
9/6	W	26-23 MIAMI	61,378
REGULAR SEASON (10-4)			
9/16	W	20-17 @ Chicago	55,701
9/24	W	40-3 NEW ORLEANS	53,972
9/30	W	45-10 ST. LOUIS	64,815
10/8	L	7-14 @ Washington	54,314
10/14	L	31-37 @ LA Rams	81,428
10/21	W	45-28 N.Y. GIANTS	64,898
10/28	L	16-30 @ Philadelphia	65,954
11/4	W	38-10 CINCINNATI	58,802
11/11	W	23-10 @ N.Y. Giants	70,128
11/18	W	31-10 PHILADELPHIA	61,985
11/22	L	7-14 MIAMI	64,100
12/2	W	22-10 @ Denver	51,706
12/9	W	27-7 WASHINGTON	64,508
12/16	W	30-3 @ St. Louis	43,946
1973 DIVISIONAL PLAYOFF			
12/23	W	27-16 L.A. RAMS	64,291
1973 NFC CHAMPIONSHIP GAME			
12/30	L	10-27 MINNESOTA	64,524

TEAM STATISTICS	DALLAS	OPP
FIRST DOWNS	281	208
Rushing	139	83
Passing	127	106
Penalty	15	19
Third Down-Made/Att.	77/203	67/201
Third Down Efficiency	37.9	33.3
Fourth Down-Made/Att.	9/13	4/9
TOTAL NET YARDS	4,751	3,466
Avg. Per Game	339.4	247.6
Total Plays	906	827
Avg. Per Play	5.2	4.2
NET YARDS RUSHING	2,418	1,471
Avg. Per Game	172.7	105.1
Total Rushes	542	435
Avg. Per Rush	4.5	3.4
NET YARDS PASSING	2,333	1,995
Sacked/Yards Lost	43/269	40/306
Gross Yards	2,602	2,301
Attempts/Completions	321/192	352/187
Pct. of Completions	59.8	53.1
Had Intercepted	16	18
PUNTS/AVERAGE	59/41.5	70/39.4
Net Punting Average	37.9	34.9
PUNT RET./AVG.	28/6.2	29/5.2
KICKOFF RET./AVG.	32/22.4	53/24.9
INT./AVG. RET.	18/16.7	16/16.4
PENALTIES/YARDS	83/762	52/516
FUMBLES/BALL LOST	25/12	44/23
TOUCHDOWNS	46	23
Rushing	17	5
Passing	26	15
Returns	3	3
EXTRA POINTS/ATTEMPTS	45/46	23/23
FIELD GOALS/ATTEMPTS	19/30	14/30

RECEIVING	NO	YDS	AVG	LG	TD
Hill	32	290	9.1	29	0
DuFree	29	392	13.5	40	5
Garrison	26	273	10.5	53	2
Stowe	23	389	16.9	45	6
Pearson	22	388	17.6	40	2
Hayes	22	360	16.4	47	3
Montgomery	14	164	11.7	32	3
Fugett	9	168	18.7	48	3
Newhouse	9	87	9.7	38	1
Richards	6	91	15.2	53	1
Cowboys	192	2,602	13.6	53	26
Opponents	187	2,301	12.3	80	15

INTERCEPTIONS	NO	YDS	AVG	LG	TD
Jordan	6	78	13.0	31	1
Waters	5	112	22.4	44	0
Renfro	2	65	32.5	35	1
Harris	2	9	4.5	5	0
Toomay	1	35	35.0	35	0
B. Barnes	1	1	1.0	1	0
Washington	1	0	0.0	0	0
Cowboys	18	300	16.7	44	2
Opponents	16	151	9.4	29	1

PUNTING	NO	YDS	AVG	TD	INT	LG	BL	NET
Bateman	55	2,290	41.6	3	4	62	2	36.2
Montgomery	4	158	39.5	0	0	48	0	38.3
Cowboys	59	2,448	41.5	3	4	62	2	37.9
Opp.	70	2,756	39.4	7	12	78	2	34.9

SCORE BY	QUARTERS	1	2	3	4	OT	T
Cowboys		73	108	79	122	-	382
Opponents		47	64	33	59	-	203

FIELD GOALS	10-19	20-29	30-39	40-49	50+
Fritsch	7-10	6-7	2-6	0-3	0-0
Clark	0-0	0-1	1-1	0-0	0-0
Cowboys	10-10	6-8	3-7	0-3	0-2
Opponents	4-5	3-7	6-10	1-6	0-2

RECEIVING	NO	YDS	AVG	LG	TD
Hill	32	290	9.1	29	0
DuFree	29	392	13.5	40	5
Garrison	26	273	10.5	53	2
Stowe	23	389	16.9	45	6
Pearson	22	388	17.6	40	2
Hayes	22	360	16.4	47	3
Montgomery	14	164	11.7	32	3
Fugett	9	168	18.7	48	3
Newhouse	9	87	9.7	38	1
Richards	6	91	15.2	53	1
Cowboys	192	2,602	13.6	53	26
Opponents	187	2,301	12.3	80	15

RECEIVING	NO	YDS	AVG	LG	TD
Hill	32	290	9.1	29	0
DuFree	29	392	13.5	40	5
Garrison	26	273	10.5	53	2
Stowe	23	389	16.9	45	6
Pearson	22	388	17.6	40	2
Hayes	22	360	16.4	47	3
Montgomery	14	164	11.7	32	3
Fugett	9	168	18.7	48	3
Newhouse	9	87	9.7	38	1
Richards	6	91	15.2	53	1
Cowboys	192	2,602	13.6	53	26
Opponents	187	2,301	12.3	80	15

RECEIVING	NO	YDS	AVG	LG	TD
Hill	32	290	9.1	29	0
DuFree	29	392	13.5	40	5
Garrison	26	273	10.5	53	2
Stowe	23	389	16.9	45	6
Pearson	22	388	17.6	40	2
Hayes	22	360	16.4	47	3
Montgomery	14	164	11.7	32	3
Fugett	9	168	18.7	48	3
Newhouse	9	87	9.7	38	1
Richards	6	91	15.2	53	1
Cowboys	192	2,602	13.6	53	26
Opponents	187	2,301	12.3	80	15

RECEIVING	NO	YDS	AVG	LG	TD
Hill	32	290	9.1	29	0
DuFree	29	392	13.5	40	5
Garrison	26	273	10.5	53	2
Stowe	23	389	16.9	45	6
Pearson	22	388	17.6	40	2
Hayes	22	360	16.4	47	3
Montgomery	14	164	11.7	32	3
Fugett	9	168	18.7	48	3
Newhouse	9	87	9.7	38	1
Richards	6	91	15.2	53	1
Cowboys	192	2,602	13.6	53	26
Opponents	187	2,301	12.3	80	15

FIELD GOALS	10-19	20-29	30-39	40-49	50+
Fritsch	7-10	6-7	2-6	0-3	0-0
Clark	0-0	0-1	1-1	0-0	0-0
Cowboys	10-10	6-8	3-7	0-3	0-2
Opponents	4-5	3-7	6-10	1-6	0-2

Fritsch: (25,36B,11),(27),(24),(39B,38B),(8),(18),  
(1),(34,43M),(13,37,17),(23),(49M,42M),  
(55M,53M,21,18),(30M,9,27),  
(18,13,26M,17)  
Clark: (1,0,0,0,0),(0,0),(33,23B),(0,0,0,0,0,0,0,0)  
Opponents: (33),(9,38M,17B),(16,52M),  
(53B,44,30),(49M,27,37,35,0),  
(7,21M,37B,35,32),(29M),(43,37,49M),  
(41B),(29),(23M,28M,37M),(33,49M)

SCORING	TDR	TDP	TDRt	FG	PAT	S	TP
Fritsch	0	0	0	18/28	43/43	0	97
Garrison	6	2	0	0/0	0/0	0	48
Hill	6	0	0	0/0	0/0	0	36
Stowe	0	6	0	0/0	0/0	0	36
Dupree	0	5	0	0/0	0/0	0	30
Hayes	0	3	0	0/0	0/0	0	18
Staubach	3	0	0	0/0	0/0	0	18
Fugett	0	3	0	0/0	0/0	0	18
Montgomery	0	3	0	0/0	0/0	0	18
Newhouse	1	1	0	0/0	0/0	0	12
Pearson	0	2	0	0/0	0/0	0	12
Lewis	0	0	1a	0/0	0/0	0	6
Jordan	0	0	1b	0/0	0/0	0	6
Richards	0	1	0	0/0	0/0	0	6
Strayhorn	1	0	0	0/0	0/0	0	6
Renfro	0	0	1c	0/0	0/0	0	6
Clark	0	0	0	1/2	1/2	0	4
Bateman	0	0	0	0/0	1/1+	0	1
Cowboys	17	26	3	19/30	45/46	2	382
Opponents	5	15	3*	14/30	23/23	0	203

- a block punt rec in end zone vs. NYG (10/21)
- b 31 int return vs. Cincinnati (11/4)
- c 30 int return vs. LA Rams (10/4)
- + Barnes tackle in end zone vs. NO (9/24)
- + Barnes tackle in end zone vs. Denver (12/2)

- \* Hill 59 punt return vs. Chicago (9/16)
- OWens 26 int. return vs. Washington (10/8)
- Stone 2 blk punt return vs. Washington (12/9)

USUAL STARTERS			
WR	Bob Hayes	LE	Larry Cole
LT	Ralph Neely	LT	Jeffery Pugh
LG	John Niland	RT	Bob Lilly
C	John Fitzgerald	RE	Pat Toomay
RG	Blaine Nye	LLB	Dave Edwards
RT	Rayfield Wright	MLB	Lee Roy Jordan
TE	Billy Joe DuFree	RLB	D.D. Lewis
WR	Otto Stowe (7)	LCB	Charlie Waters
	Drew Pearson (6)	RCB	Mel Renfro
QB	Roger Staubach	SS	Cornell Green
RB	Calvin Hill	FS	Cliff Harris
FB	Walt Garrison (8)		
	Robert Newhouse (6)	P	Marv Bateman

K Tony Fritsch Pro Bowlers in Bold

PASSING	ATT	COMP	YDS	PCT	AVG	PCT	PCT	PCT	LG	SKS/YDS	RATING	
Staubach	286	179	2,428	62.6	8.5	23	8.0	15	5.2	53	43/269	94.6
Morton	32	13	174	40.6	5.4	3	9.4	1	3.1	53t	0/0	77.0
Montgomery	1	0	0	0.0	0.0	0	0.0	0	0.0	0	0/0	0.0
Hill	1	0	0	0.0	0.0	0	0.0	0	0.0	0	0/0	0.0
Garrison	1	0	0	0.0	0.0	0	0.0	0	0.0	0	0/0	0.0
Cowboys	321	192	2,602	59.8	8.1	26	8.1	16	4.9	53t	43/269	92.3
Opponents	352	187	2,301	53.1	6.5	15	4.2	18	5.1	80t	40/306	66.3



# 1975 ★ DALLAS COWBOYS STATISTICS ★ 1975

STAFF

PLAYERS

2022 SEASON

RECORDS

PLAYOFF RECORDS

1975 STATISTICS

SIDELINES

## SECOND PLACE, NFC EAST HEAD COACH: TOM LANDRY

### PRESEASON (2-4)

Date	W/L	Score	Opponent	Att.
8/9	L	7-35	@ LA Rams	62,843
8/18	L	20-26	@ Kansas City	35,630
8/23	L	13-16	MINNESOTA	45,395
8/30	W	17-14	@ Houston	46,951
9/5	L	20-31	OAKLAND	39,562
9/13	W	17-16	PITTSBURGH	43,186

### REGULAR SEASON (10-4)

9/21	W	18-7	L.A. RAMS	49,091
9/28	W	37-31	ST. LOUIS (OT)	52,417
10/6	W	36-10	@ Detroit	79,784
10/12	W	13-7	@ N.Y. Giants	56,511
10/19	L	17-19	GREEN BAY	64,934
10/26	W	20-17	@ Philadelphia	64,889
11/2	L	24-30	@ Wash. (OT)	55,004
11/10	L	31-34	KANSAS CITY	63,539
11/16	W	34-31	@ New England	60,905
11/23	W	27-17	PHILADELPHIA	57,893
11/30	W	14-3	N.Y. GIANTS	53,329
12/7	L	17-31	@ St. Louis	49,701
12/13	W	31-10	WASHINGTON	61,091
12/21	W	31-21	@ N.Y. Jets	37,279

### 1975 DIVISIONAL PLAYOFF

12/28	W	17-14	@ Minnesota	48,341
-------	---	-------	-------------	--------

### 1975 NFC CHAMPIONSHIP GAME

1/4/76	W	37-7	@ LA Rams	84,483
--------	---	------	-----------	--------

### SUPER BOWL X

1/18/76	L	17-21	Pittsburgh	80,187
---------	---	-------	------------	--------

TEAM STATISTICS	DALLAS	OPP
FIRST DOWNS	288	234
Rushing	132	100
Passing	142	113
Penalty	14	21
Third Down-Made/Att	97/218	84/211
Third Down Efficiency	44.4	39.8
Fourth Down-Made/Att	4/10	6/11
TOTAL NET YARDS	5,025	3,739
Avg. Per Game	358.9	267.1
Total Plays	986	888
Avg. Per Play	51.4	42.2
NET YARDS RUSHING	2,432	1,699
Avg. Per Game	173.7	121.4
Total Rushes	571	474
Avg. Per Rush	4.3	3.6
NET YARDS PASSING	2,593	2,040
Sacked/Yards Lost	39/242	41/288
Gross Yards	2,835	2,328
Attempts/Completions	376/207	373/162
Pct. of Completions	55.1	43.4
Had Intercepted	17	25
PUNTS/AVERAGE	68/39.4	82/39.6
Net Punting Average	33.2	34.1
PUNT RET./AVG.	32/9.8	37/7.1
KICKOFF RET./AVG.	54/21.4	66/23.9
INT./AVG. RET.	25/13.8	17/11.9
PENALTIES/YARDS	94/715	63/639
FUMBLE/BALL LOST	25/18	43/19
TOUCHDOWNS	41	33
Rushing	17	13
Passing	19	19
Returns	5	1
EXTRA POINTS/ATTEMPTS	38/40	31/32
FIELD GOALS/ATTEMPTS	22/35	13/18

	PASSING	ATT	COMP	YDS	PCT	AVG	PCT	PCT	TD	INT	LG	SKS/YDS	RATING
Staubach	348	198	2,666	56.9	7.7	17	4.9	16	4.6	62	36/213	78.6	
Longley	23	7	102	30.4	4.4	1	4.3	1	4.5	23	3/29	42.3	
Newhouse	2	1	46	50.0	23.0	1	50.0	0	0.0	46	0/0	95.8	
Hoopes	3	1	21	33.3	7.0	0	0.0	0	0.0	21	0/0	59.0	
Cowboys	376	207	2,835	55.1	7.5	19	5.1	17	4.5	62	39/242	77.7	
Opponents	373	162	2,328	43.4	6.2	19	5.1	25	6.7	80	41/288	53.4	

RUSHING	ATT	YDS	AVG	LG	TD
Newhouse	209	930	4.4	29	2
P. Pearson	133	509	3.8	32	2
Denison	111	383	3.5	27	7
Staubach	55	316	5.7	17	4
Young	50	225	4.5	29	2
Richards	3	18	6.0	11	0
Hoopes	1	13	13.0	13	0
Longley	3	12	4.0	7	0
D. Pearson	1	11	11.0	11	0
Laidlaw	3	10	3.3	10	0
DuFree	1	3	3.0	3	0
Fugett	1	2	2.0	2	0
Cowboys	571	2,432	4.3	32	17
Opponents	474	1,699	3.6	39	13

RECEIVING	NO	YDS	AVG	LG	TD
D. Pearson	46	822	17.9	46	8
Fugett	38	488	12.8	54	3
Newhouse	34	275	8.1	23	0
P. Pearson	27	351	13.0	49	2
Richards	21	451	21.5	62	4
Young	18	184	10.2	42	1
Laidlaw	11	100	9.1	25	0
DuFree	9	138	15.3	28	1
Denison	2	5	2.5	4	0
Breuing	1	21	21.0	21	0
Cowboys	207	2,835	13.7	62	19
Opponents	162	2,318	14.3	80	19

INTERCEPTIONS	NO	YDS	AVG	LG	TD
Jordan	6	80	13.3	38	0
Renfro	4	70	17.5	22	0
Washington	4	26	6.5	23	0
Harris	3	58	19.3	27	1
Waters	3	55	18.3	35	1
Hughes	2	33	16.5	33	1
Peterson	1	19	19.0	19	0
Gregory	1	3	3.0	3	0
Jones	1	2	2.0	2	0
Cowboys	25	346	13.8	38	3
Opponents	17	203	11.9	31	0

PUNTING	NO	YDS	AVG	TD	INT	LG	BL	NET
Hoopes	68	2,676	39.4	8	15	55	1	33.2
Cowboys	68	2,676	39.4	8	15	55	1	33.2
Opp.	82	3,247	39.6	7	20	64	1	34.1

PUNT RETURNS	NO	FC	YDS	AVG	LG	TD
Richards	28	13	288	10.3	43	1
Woolsey	4	2	25	6.3	15	0
Cowboys	32	15	313	9.8	43	1
Opponents	37	8	261	7.1	34	0

KICKOFF RETURNS	NO	YDS	AVG	LG	TD
P. Pearson	16	391	24.4	42	0
Denison	13	262	20.2	27	0
Woolsey	12	247	20.6	29	0
Henderson	4	130	32.5	97	1
Young	3	54	18.0	29	0
P. Howard	2	51	25.5	31	0
Breuing	2	13	6.5	7	0
Peterson	1	10	10.0	10	0
Waters	1	0	0.0	0	0
Cowboys	54	1,158	21.4	97	1
Opponents	66	1,578	23.9	73	0

SCORE BY QUARTERS	1	2	3	4	OT	T
Cowboys	36	115	88	105	6	350
Opponents	57	68	51	86	6	268

FIELD GOALS	11-19	20-29	30-39	40-49	50+
Fritsch	2-2	13-14	4-9	3-9	0-1
Cowboys	2-2	13-14	4-9	3-9	0-1
Opponents	0-0	8-10	1-1	3-5	1-2

Fritsch	(32M,25,28M,39,19,31),(40,45B,39M), (21,20,39),(24,22,32M), (50M,24), (20,49M,41M,42), (33,43M,38M), (42B,21),(43,26),(26,45M,20),(37M), (23),(19),(22)
Opponents	(1),(28),(21),(1),(24,29),(28), (43,29M,45M),(51,44,54B),(29), (49M,23,22B),(35),(27),(48),(1)

SCORING	TDR	TDR	FG	PAT	S	TP
Fritsch	0	0	22/35	38/40	0	104
D. Pearson	0	8	0/0	0/0	0	48
Denison	7	0	0/0	0/0	0	42
Richards	0	4	1a	0/0	0/0	30
P. Pearson	2	2	0/0	0/0	0	24
Staubach	4	0	0/0	0/0	0	18
Fugett	0	3	0/0	0/0	0	18
Young	2	1	0/0	0/0	0	12
Newhouse	2	0	0/0	0/0	0	18
DuFree	0	1	0/0	0/0	0	6
Harris	0	0	1b	0/0	0	6
Henderson	0	0	1c	0/0	0	6
Hughes	0	0	1d	0/0	0	6
Waters	0	0	1e	0/0	0	6
Cowboys	17	19	5	22/35	38/40	0
Opponents	13	19	1	13/18	31/32	0

a	43 punt return vs. Philadelphia (10/26)
b	27 int. return vs. Washington (11/2)
c	97 Ki. return vs. St. Louis (9/28)
d	33 int. return vs. N.Y. Jets (12/21)
e	20 int. return vs. Washington (12/13)

\* Matuszak 0 fum. recovery vs. KC (11/10)

### USUAL STARTERS

WR	Golden Richards	LE	Ed Jones
LT	Ralph Neely	LT	Jethro Lugh
LG	Burton Lawless	RT	Larry Cole (8)
	Herb Scott (4)		Bill Gregory (6)
C	John Fitzgerald	RE	Harvey Martin
RG	Blaine Nye	LLB	Dave Edwards
RT	Rayfield Wright	MLB	Lee Roy Jordan
TE	Jan Fugett (9)	RLB	D.D. Lewis
	Billy Joe DuFree (5)	LCB	Mark Washington
WR	Drew Pearson	RCB	Mel Renfro
QB	Roger Staubach	SS	Charlie Waters
RB	Preston Pearson (10)	FS	Cliff Harris
	Doug Dennison (3)		
FB	Robert Newhouse	P	Mitch Hoopes
K	Tony Fritsch		Pro Bowlers in Bold

## 1976 ★ DALLAS COWBOYS STATISTICS ★ 1976

FIRST PLACE, NFC EAST  
HEAD COACH: TOM LANDRY

## PRESEASON (3-3)

Date	W/L	Score	Opponent	Att.
7/31	L	14-17	@ Oakland	52,391
8/7	L	14-26	@ LA Rams	60,158
8/14	L	9-13	DENVER	54,567
8/21	W	36-16	Detroit @ Memphis	30,340
8/28	W	20-10	PITTSBURGH	64,264
9/4	W	26-20	HOUSTON (OT)	58,844

## REGULAR SEASON (11-3)

9/12	W	27-7	PHILADELPHIA	54,052
9/19	W	24-6	@ New Orleans	61,413
9/26	W	30-27	BALTIMORE	64,237
10/3	W	28-13	@ Seattle	62,027
10/10	W	24-14	@ N.Y. Giants	76,042
10/17	L	17-21	@ St. Louis	50,317
10/24	W	31-21	CHICAGO	61,346
10/31	W	20-7	@ Washington	55,004
11/7	W	9-3	N.Y. GIANTS	58,870
11/15	W	17-10	BUFFALO	51,779
11/21	L	10-17	@ Atlanta	54,992
11/25	W	19-14	ST. LOUIS	62,498
12/5	W	26-7	@ Philadelphia	55,072
12/12	L	14-27	WASHINGTON	59,916

## 1976 DIVISIONAL PLAYOFF

12/19	L	12-14	L.A. RAMS	62,436
-------	---	-------	-----------	--------

## TEAM STATISTICS

	DALLAS	OPP
FIRST DOWNS	269	246
Rushing	111	113
Passing	140	111
Penalty	18	22
Third Down-Made/Att.	98/220	81/213
Third Down Efficiency	44.5	38.0
Fourth Down-Made/Att.	9/14	8/16
TOTAL NET YARDS	4,884	3,730
Avg. Per Game	348.9	266.4
Total Plays	958	919
Avg. Per Play	5.1	4.1
NET YARDS RUSHING	2,147	1,821
Avg. Per Game	153.4	130.1
Total Rushes	538	484
Avg. Per Rush	4.0	3.8
NET YARDS PASSING	2,737	1,909
Sacked/Yards Lost	30/230	44/327
Gross Yards	2,967	2,236
Attempts/Completions	390/222	391/187
Pct. of Completions	56.9	47.8
Had Intercepted	13	16
PUNTS/AVERAGE	72/38.0	92/40.0
Net Punting Average	31.2	31.7
PUNT RET./AVG.	45/10.9	28/9.0
KICKOFF RET./AVG.	42/24.5	62/20.6
INT./AVG. RET.	16/8.3	13/11.9
PENALTIES/YARDS	94/761	71/643
FUMBLES/BALL LOST	26/16	32/12
TOUCHDOWNS	34	25
Rushing	16	12
Passing	17	12
Returns	1	1
EXTRA POINTS/ATTEMPTS	34/34	23/25
FIELD GOALS/ATTEMPTS	18/23	7/12

	ATT	COMP	YDS	PCT	ATT	TD	TD	INT	INT	LG	SKS/YDS	RATING
Staubach	369	208	2,715	56.4	7.4	14	3.8	11	3.0	53	29/215	79.9
D. White	20	13	213	65.0	10.7	2	10.0	2	10.0	56	1/15	94.4
D. Pearson	1	1	39	100.0	39.0	0	0.0	0	0.0	39t	0/0	118.8
Cowboys	390	222	2,967	56.9	7.6	17	4.4	13	3.3	56	30/230	82.1
Opponents	391	187	2,236	47.8	5.7	12	3.1	16	4.1	54	44/327	59.0

RUSHING	ATT	YDS	AVG	LG	TD
Dennison	153	542	3.5	14	6
Newhouse	116	450	3.9	24t	3
Laidlaw	94	424	4.5	28	3
P. Pearson	68	233	3.4	21	1
Young	48	208	4.3	24	0
Staubach	43	184	4.3	18	3
DuPree	7	50	7.1	13	0
D. Pearson	2	20	10.0	11	0
Saldi	1	19	19.0	19	0
D. White	6	17	2.8	14	0
Cowboys	538	2,147	4.0	28	16
Opponents	484	1,821	3.8	35	12

RECEIVING	NO	YDS	AVG	LG	TD
D. Pearson	58	806	13.9	40t	6
DuPree	42	680	16.2	38t	2
Laidlaw	38	325	8.6	26	2
P. Pearson	23	316	13.7	30	2
Richards	19	414	21.8	56	3
Newhouse	15	86	5.7	16	0
Young	11	134	12.2	25t	1
Dennison	8	67	8.4	33	0
Johnson	5	84	16.8	43t	2
Barnes	1	43	43.0	43	0
Reece	1	6	6.0	6	0
Saldi	1	6	6.0	6	0
Cowboys	222	2,967	13.4	56	17
Opponents	187	2,236	12.0	54	12

INTERCEPTIONS	NO	YDS	AVG	LG	TD
Washington	4	49	12.3	22	0
Harris	3	32	10.7	29	0
Renfro	3	23	7.7	23	0
Waters	3	6	2.0	5	0
Barnes	1	23	23.0	23	0
Hughes	1	0	0.0	0	0
Martin	1	0	0.0	0	0
Cowboys	16	133	8.3	29	0
Opponents	13	155	11.9	37	1

PUNTING	NO	YDS	AVG	TB	IN20	LG	BL	NET
D. White	70	2,690	38.4	12	13	54	2	31.4
Herrera	2	49	24.5	0	2	27	0	24.5
Cowboys	72	2,739	38.0	12	15	54	2	31.2
Opp.	92	3,681	40.0	14	16	58	4	31.7

PUNT RETURNS	NO	FC	YDS	AVG	LG	TD
Johnson	45	11	489	10.9	55	0
Waters	0	1	0	0.0	0	0
Cowboys	45	12	489	10.9	55	0
Opponents	28	9	252	9.0	59	0

KICKOFF RETURNS	NO	YDS	AVG	LG	TD
Johnson	28	693	24.8	74	0
Jensen	13	313	24.1	35	0
Saldi	1	9	9.0	9	0
Henderson	0	12	12.0	12	0
Cowboys	42	1,027	24.5	74	0
Opponents	61	1,275	20.6	35	0

## SCORE BY

QUARTERS	1	2	3	4	OT	T
Cowboys	49	117	65	65	-	296
Opponents	17	58	34	85	-	194

## FIELD GOALS 11-19 20-29 30-39 40-49 50+

Herrera	1-1	8-8	6-8	3-5	0-1
Cowboys	1-1	8-8	6-8	3-5	0-1
Opponents	1-1	5-5	1-2	0-3	0-1

Herrera: (37,46),(25),(37,18,32),(50B,39M),  
(24,44M),(35),(22),(37,21),(22,30,20),  
(31M,43),(23),(41M,42),(21),( )  
Opponents: (45M),(55M),(44M,30,24),( ),(24B),( ),  
( ),(19),(44M,22),(21),( ),( ),(25,27)

## SCORING TDR TDP TDR1 FG PAT S TP

Herrera	0	0	0	18/23	34/34	0	88
D. Pearson	0	6	1a	0/0	0/0	0	42
Dennison	6	0	0	0/0	0/0	0	36
Laidlaw	3	1	1	0/0	0/0	0	24
Newhouse	3	0	0	0/0	0/0	0	18
P. Pearson	1	2	0	0/0	0/0	0	18
Richards	0	3	0	0/0	0/0	0	18
Staubach	3	0	0	0/0	0/0	0	18
DuPree	0	2	0	0/0	0/0	0	12
Johnson	0	2	0	0/0	0/0	0	12
Young	0	1	0	0/0	0/0	0	6
Henderson	0	0	0	0/0	0/0	1+	2
Kyle	0	0	0	0/0	0/0	1\$	2
Cowboys	16	17	1	18/23	34/34	2	296
Opponents	12	12	1*	7/12	23/25	0	194

a 0 fumble return vs. New Orleans (9/19)  
+ block punt out of end zone vs. St. Louis (11/25)  
\$ block punt out of end zone vs. Philadelphia (12/5)  
\* Hartenstine 12 int. return vs. Chicago (10/24)

## USUAL STARTERS

WR	Golden Richards (9)	LE	Ed Jones
	Jay Saldi (3)	LT	Jethro Pugh
LT	Ralph Neely	RT	Larry Cole (8)
LG	Herb Scott (11)	RB	Bill Gregory (6)
	Burton Lawless (4)	RE	Harvey Martin
C	John Fitzgerald	LLB	Bob Brauning
RG	Blaine Nye	MLB	Lee Roy Jordan
RT	Rayfield Wright	RLB	D.D. Lewis
TE	Billy Joe DuPree	LCB	Benny Barnes
WR	Drew Pearson	RCB	Mel Renfro (9)
QB	Roger Staubach		Mark Washington
RB	Doug Dennison (5)		
FB	Scott Laidlaw (7)	SS	Charlie Waters
	Robert Newman (7)	FS	Cliff Harris
K	Efren Herrera		
P	Danny White		Pro Bowlers in Bold

# 1977 ★ DALLAS COWBOYS STATISTICS ★ 1977

STAFF PLAYERS 2022 SEASON RECORDS PLAYOFF RECORDS 1977 STATISTICS SIDELINES

FIRST PLACE, NFC EAST HEAD COACH: TOM LANDRY			
PRESEASON (3-3)			
Date	W/L	Score Opponent	Att.
8/6	W	34-14 SAN DIEGO	59,504
8/13	L	17-23 @ Seattle (OT)	58,789
8/20	L	14-20 MIAMI	56,820
8/27	W	23-21 BALTIMORE	54,835
9/3	L	14-23 @ Houston	49,777
9/8	W	30-0 PITTSBURGH	49,824
REGULAR SEASON (12-2)			
9/18	W	16-10 @ Minnesota (OT)	47,678
9/25	W	41-21 N.Y. GIANTS	64,215
10/2	W	23-7 TAMPA BAY	55,316
10/9	W	30-24 @ St. Louis	50,129
10/16	W	34-16 WASHINGTON	62,115
10/23	W	16-10 @ Philadelphia	65,507
10/30	W	37-0 DETROIT	63,160
11/6	W	24-10 @ N.Y. Giants	74,532
11/14	L	17-24 ST. LOUIS	64,038
11/20	L	13-28 @ Pittsburgh	49,761
11/27	W	14-7 @ Washington	55,031
12/4	W	24-14 PHILADELPHIA	60,289
12/12	W	42-35 @ San Francisco	55,848
12/18	W	14-6 DENVER	63,752
1977 DIVISIONAL PLAYOFF			
12/26	W	37-7 CHICAGO	62,920
1977 NFC CHAMPIONSHIP GAME			
1/1/78	W	23-6 MINNESOTA	61,968
SUPER BOWL XII (NEW ORLEANS)			
1/15/78W		27-10 Denver	76,400

TEAM STATISTICS		
	DALLAS	OPP
FIRST DOWNS	272	255
Rushing	118	88
Passing	136	94
Penalty	18	23
Third Down-Made/Att	90/213	69/207
Third Down Efficiency	42.3	33.3
Fourth Down-Made/Att	3/5	10/16
TOTAL NET YARDS	4,812	3,213
Avg. Per Game	343.7	229.5
Total Plays	969	880
Avg. Per Play	5.0	3.7
NET YARDS RUSHING	2,369	1,651
Avg. Per Game	169.2	117.9
Total Rushes	564	457
Avg. Per Rush	4.2	3.6
NET YARDS PASSING	2,443	1,562
Sacked/Yards Lost	33/246	53/429
Gross Yards	2,689	1,991
Attempts/Completions	372/215	370/154
Pct. of Completions	57.8	41.6
Had Intercepted	10	21
PUNTS/AVERAGE	83/38.7	103/37.1
Net Punting Average	32.4	31.1
PUNT RET./AVG.	61/8.9	36/7.8
KICKOFF RET./AVG.	44/24.3	71/22.7
INT./AVG. RET.	21/10.9	10/18.4
PENALTIES/YARDS	106/865	78/731
FUMBLE/BALL LOST	26/14	22/10
TOUCHDOWNS	42	26
Rushing	21	9
Passing	18	14
Returns	3	3
EXTRA POINTS/ATTEMPTS	39/41	26/26
FIELD GOALS/ATTEMPTS	18/29	10/15
AVG. TIME OF POSS.	32:37	27:23

RUSHING					
Dorsett	208	1,007	4.8	84	12
Newhouse	180	721	4.0	29	3
P. Pearson	89	341	3.8	22	1
Staubach	51	171	3.4	33	3
Dennison	12	60	5.0	17	1
Brinson	8	28	3.5	20	1
D. Pearson	2	22	11.0	11	0
Laidlaw	9	15	1.7	8	0
DuPree	3	9	3.0	7	0
D. White	1	-2	-2.0	-2	0
Johnson	1	-3	-3.0	-3	0

RECEIVING					
D. Pearson	48	870	18.1	67	2
P. Pearson	46	535	11.6	36	4
Dorsett	29	273	9.4	23	1
DuPree	28	347	12.4	23	3
Richards	17	225	13.2	50	3
Newhouse	16	106	6.6	41	1
Johnson	12	135	11.3	22	1
Saldi	11	108	9.8	23	2
Laidlaw	5	60	12.0	18	1
Hill	2	21	10.5	12	0
Dennison	1	9	9.0	9	0

INTERCEPTIONS					
Harris	5	7	1.4	7	0
Henderson	3	79	26.3	79	1
Waters	3	11	3.7	6	0
Washington	2	32	16.0	21	0
Rentro	2	28	14.0	25	0
Hughes	2	19	9.5	11	0
Lewis	1	29	29.0	29	0
Breunig	1	15	15.0	15	0
Kyle	1	9	9.0	9	0
Hegman	1	0	0.0	0	0

PUNTING					
D. White	81	3,171	39.6	10	25
Herrera	2	44	22.0	0	2
Cowboys	83	3,215	38.7	10	27
Opp.	103	3,825	37.1	4	10

PUNT RETURNS					
Johnson	50	15	423	8.5	38
Hill	10	1	124	12.4	29
Harris	1	0	-2	-2.0	-2
Cowboys	61	16	545	8.9	38
Opponents	36	8	280	7.8	68

KICKOFF RETURNS					
Johnson	22	536	24.4	64	0
Brinson	17	409	24.1	41	0
Hill	3	64	21.3	29	0
Dennison	1	30	30.0	30	0
Henderson	1	8	8.0	8	0
DuPree	0	24	24.0	24	0
Cowboys	44	1,071	24.3	64	0
Opponents	71	1,614	22.7	48	0

PASSING					
Staubach	361	210	2,620	58.2	7.3
D. White	10	4	35	40.0	3.5
Dorsett	1	1	34	100.0	34.0
Watters	0	0	0	0.0	0.0
Cowboys	372	215	2,689	57.8	7.2
Opponents	370	154	1,991	41.6	5.4

SCORE BY QUARTERS									
Cowboys	64	129	53	93	6	345			
Opponents	33	73	69	37	0	212			

FIELD GOALS 11-19 20-29 30-39 40-49 50+									
Herrera	2-2	5-7	4-8	6-11	1-1				
Cowboys	2-2	5-7	4-8	6-11	1-1				
Opponents	0-0	3-3	4-5	1-4	2-3				

Herrera: (40,27M),(37,41,38B),(32,31M,19,20), (29,46M,40,44),(44B,44,52),(34M,49M, 18),(21,45,30),(35),(21),(1),(0),(24),(49M), (38M,35M,28M)

Opponents: (31M,35),(0),(0),(22,40,53),(32), (0),(50M,51),(26),(0),(41M,40M,43M), (0),(22,37)

SCORING									
Herrera	0	0	0	18/29	39/41	0	93		
Dorsett	12	1	0	0/0	0/0	0	78		
P. Pearson	1	4	0	0/0	0/0	0	30		
Newhouse	3	1	0	0/0	0/0	0	24		
DuPree	0	3	0	0/0	0/0	0	18		
Richards	0	3	0	0/0	0/0	0	18		
Saldi	0	2	1a	0/0	0/0	0	18		
Staubach	3	0	0	0/0	0/0	0	18		
D. Pearson	0	2	0	0/0	0/0	0	12		
Brinson	1	0	0	0/0	0/0	0	6		
Dennison	1	0	0	0/0	0/0	0	6		
Henderson	0	0	1b	0/0	0/0	0	6		
Johnson	0	1	0	0/0	0/0	0	6		
Laidlaw	0	1	0	0/0	0/0	0	6		
Waters	0	0	1c	0/0	0/0	0	6		
Cowboys	21	18	3	18/29	39/41	0	345		
Opponents	9	14	3*	10/15	26/26	0	212		

a 8 fumble return vs. N. Y. Giants (11/6)  
 b 79 int return vs. Tampa Bay (10/2)  
 c 17 block punt return vs. Philadelphia (10/23)

\* Hammond 68 punt return vs. N. Y. Giants (9/25)  
 Wood 37 fumble return vs. Tampa Bay (10/2)  
 Davis 35 fumble return vs. St. Louis (10/9)

USUAL STARTERS					
WR	Golden Richards	LE	Ed Jones		
LT	Ralph Neely	LT	Jethro Pugh		
LG	Herb Scott (10)	RT	Randy White		
	Burton Lawless (4)	RE	Harvey Martin		
C	John Fitzgerald	LLB	Thomas Henderson		
RG	Tom Rafferty	MLB	Bob Hendrix		
RT	Pat Donovan	RLB	D.D. Lewis		
TE	Billie Joe DuPree	LCB	Benny Barnes		
WR	Drew Pearson	RCB	Aaron Kyle (10)		
QB	Roger Staubach	Mark Washington (4)			
RB	Preston Pearson (10)	SS	Charlie Waters		
FB	Tom Dorsett (4)	FS	Cliff Harris		
	Robert Newhouse				
K	Eren Herrera	Pro Bowlers in Bold			
P	Danny White				

PCT									
TD	TD	INT	INT	LG	SKS/YDS	RATING			
18	5.0	9	2.5	67	30/219	87.1			
0	0.0	1	1.0	12	2/15	45.8			
0	0.0	0	0.0	34	0/0	118.8			
0	0.0	0	0.0	0	1/12	42.3			
Cowboys	18	4.8	10	2.7	67	33/246			
Opponents	14	3.8	21	5.7	60	53/429			

## 1978 ★ DALLAS COWBOYS STATISTICS ★ 1978

FIRST PLACE, NFC EAST HEAD COACH: TOM LANDRY			
PRESEASON (3-1)			
Date	W/L	Score	Opponent
8/5	W	41-24	SAN FRANCISCO
8/12	W	21-14	@ Denver
8/19	L	13-27	HOUSTON
8/26	W	16-13	PITTSBURGH
REGULAR SEASON (12-4)			
9/4	W	38-0	BALTIMORE
9/10	W	34-24	@ N.Y. Giants
9/17	L	14-27	@ LA Rams
9/24	W	21-12	ST. LOUIS
10/2	L	5-9	@ Washington
10/8	W	24-3	N. Y. GIANTS
10/15	W	24-21	@ St. Louis (OT)
10/22	W	14-7	PHILADELPHIA
10/26	L	10-21	MINNESOTA
11/5	L	16-23	@ Miami
11/12	W	42-14	@ Green Bay
11/19	W	27-7	NEW ORLEANS
11/23	W	37-10	WASHINGTON
12/3	W	17-10	NEW ENGLAND
12/10	W	31-13	@ Philadelphia
12/17	W	30-7	@ N.Y. Jets
1978 DIVISIONAL PLAYOFF			
12/30	W	27-20	ATLANTA
1978 NFC CHAMPIONSHIP GAME			
1/7/79	W	28-0	@ LA Rams
SUPER BOWL XIII (MIAMI)			
1/21/79	L	31-35	Pittsburgh

TEAM STATISTICS	DALLAS	OPP
FIRST DOWNS	342	232
Rushing	146	83
Passing	167	128
Penalty	29	21
Third Down-Made/Att.	118/235	78/220
Third Down Efficiency	50.2	35.5
Fourth Down-Made/Att.	4/8	8/13
TOTAL NET YARDS	5,959	4,009
Avg. Per Game	372.4	250.6
Total Plays	1,107	967
Avg. Per Play	5.4	4.1
NET YARDS RUSHING	2,783	1,721
Avg. Per Game	173.9	107.6
Total Rushes	625	477
Avg. Per Rush	4.5	3.6
NET YARDS PASSING	3,176	2,288
Sacked/Yards Lost	33/229	59/442
Gross Yards	3,405	2,730
Attempts/Completions	449/251	432/202
Pct. of Completions	55.9	46.8
Had Intercepted	17	23
PUNTS/AVERAGE	77/39.9	109/39.2
Net Punting Average	33.1	32.4
PUNT RET./AVG.	63/8.0	40/7.8
KICKOFF RET./AVG.	47/19.1	73/23.4
INT./AVG. RET.	23/13.7	17/10.4
PENALTIES/YARDS	96/816	95/783
FUMBLES/BALL LOST	36/18	27/13
TOUCHDOWNS	48	25
Rushing	22	13
Passing	25	11
Returns	1	1
EXTRA POINTS/ATTEMPTS	46/48	23/25
FIELD GOALS/ATTEMPTS	16/26	11/22
AVG. TIME OF POSS.	32:24	27:36

RUSHING	ATT	YDS	AVG	LG	TD
Dorsett	290	1,325	4.6	63	7
Newhouse	140	584	4.2	24	8
Laidlaw	75	312	4.2	59	3
Staubach	42	182	4.3	23	1
P. Pearson	25	104	4.2	18	0
Brinson	18	96	5.3	39	2
Dennison	14	75	5.4	23	1
Blackwell	9	37	4.1	13	0
D. Pearson	3	29	9.7	33	0
Hill	3	17	5.7	14	0
DuPree	1	15	15.0	15	0
D. White	5	7	1.4	4	0
Cowboys	625	2,783	4.5	63	22
Opponents	477	1,721	3.6	52	13

RECEIVING	NO	YDS	AVG	LG	TD
P. Pearson	47	526	11.2	34	0
Hill	46	823	17.9	54	6
D. Pearson	44	714	16.2	53	3
Dorsett	37	378	10.2	91	2
DuPree	34	509	15.0	38	9
Newhouse	20	176	8.8	24	2
Johnson	12	155	12.9	23	0
Laidlaw	6	108	18.0	44	1
Saldi	3	8	2.7	5	2
Dennison	1	6	6.0	6	0
Richards	1	2	2.0	2	0
Cowboys	251	3,405	13.6	91	25
Opponents	202	2,730	13.5	51	11

INTERCEPTIONS	NO	YDS	AVG	LG	TD
Barnes	5	72	14.4	38	0
Waters	4	61	15.3	22	0
Harris	4	26	6.5	23	0
Kyle	3	20	6.7	17	0
Hughes	2	80	40.0	56	0
Thurman	2	35	17.5	23	0
Cole	1	13	13.0	13	0
Martin	1	7	7.0	7	0
Breunig	1	2	2.0	2	0
Cowboys	23	316	13.7	56	0
Opponents	17	176	10.4	43	1

PUNTING	NO	YDS	AVG	TB	IN20	LG	BL	NET
D. White	77	3,076	39.9	11	16	56	1	33.1
Cowboys	77	3,076	39.9	11	16	56	1	33.1
Opp.	108	4,257	39.4	13	16	61	0	32.4

PUNT RETURNS	NO	FC	YDS	AVG	LG	TD
Johnson	51	12	401	7.9	23	0
Hill	11	0	101	9.2	20	0
Thurman	1	0	0	0.0	0	0
Cowboys	63	12	502	8.0	23	0
Opponents	40	13	311	7.8	38	0

KICKOFF RETURNS	NO	YDS	AVG	LG	TD
Johnson	29	603	20.8	56	0
Brinson	6	93	15.5	31	0
Blackwell	3	70	23.3	31	0
Dennison	3	63	21.0	24	0
Thurman	3	42	14.0	20	0
R. White	1	15	15.0	15	0
Lawless	1	10	10.0	10	0
Saldi	1	0	0.0	0	0
Cowboys	47	896	19.1	56	0
Opponents	73	1,709	23.4	57	0

PASSING	ATT	COMP	YDS	PCT	AVG	ATT	TD	PCT	PCT	LG	SKS/YDS	RATING
Staubach	413	231	3,190	55.9	7.7	25	16	3.9	91	32/219	84.9	
D. White	34	20	215	58.8	6.3	0	0	2.9	35	1/10	65.3	
Hill	1	0	0	0.0	0.0	0	0	0.0	0	0/0	39.6	
Dorsett	1	0	0	0.0	0.0	0	0	0.0	0	0/0	42.3	
Cowboys	449	251	3,405	55.9	7.6	25	16	3.9	91	33/229	83.1	
Opponents	432	202	2,730	46.8	6.3	11	2.5	2.3	5.3	51/58/442	53.7	

SCORE BY	QUARTERS	1	2	3	4	OT	T
Cowboys		58	121	118	84	3	384
Opponents		83	43	25	57	0	208

FIELD GOALS	11-19	20-29	30-39	40-49	50-60
Septien	2-3	8-8	3-5	6-11	0-0
Cowboys	2-3	8-8	3-5	6-11	0-0
Opponents	0-0	3-3	3-7	4-10	1-2

Septien: (18M,45M,48),(1,49M),(1,19),(22),  
(49M,47),(40M),(25),(30,39,24),(33M),  
(47M,24,26),(33,21,38M,44),(26),  
(44M,18,43M),(22)

Opponents: (37M),(42),(47M),(23,47M,44B,42M),  
(52,42,27),(37),(33M),(1,47M),(45,23,33),(1,  
(1),(48,53B),(46B,30,36B,39M),(1)

SCORING	TDR	TDP	TDR1	FG	PAT	S	TP
Septien	0	0	0	16/26	46/47	0	94
Dorsett	7	2	1a	0/0	0/0	0	60
Newhouse	8	2	0	0/0	0/0	0	60
DuPree	0	9	0	0/0	0/0	0	54
Hill	0	6	0	0/0	0/0	0	36
Laidlaw	3	1	0	0/0	0/0	0	24
D. Pearson	0	3	0	0/0	0/0	0	18
Brinson	2	0	0	0/0	0/0	0	12
Saldi	0	2	0	0/0	0/0	0	12
Dennison	1	0	0	0/0	0/0	0	6
Staubach	1	0	0	0/0	0/0	0	6
Waters	0	0	0	0/0	0/0	1+2	6
Cowboys	22	25	1	16/26	46/48	1	384
Opponents	13	11	1*	11/22	23/25	1#	282

a 54 fumble return vs. N. Y. Jets (12/17)  
+ sacked in end zone vs. Washington (10/2)

\* Perry 43 int. return vs. Los Angeles (9/17)  
# Thaxton block punt out end zone vs. StL (9/24)  
\$ fumbled snap on PAT @ N.Y. Jets (12/17)

USUAL STARTERS			
WR	Tony Hill	LE	Ed Jones
LT	Pat Donovan	LT	Jethro Pugh (13)
LG	Herb Scott	RE	Larry Cole (3)
C	John Fitzgerald	RT	Randy White
RG	Tom Rafferty	RF	Harvey Martin
RT	Rayfield Wright (11)	LLB	Thomas Henderson
	Andy Frederick (3)	MLB	Bob Breunig
TE	Billy Joe DuPree	RLB	D.D. Lewis
WR	Drew Pearson	LCB	Benny Barnes
QB	Roger Staubach	RCB	Aaron Kyle
RB	Tony Dorsett	SS	Charlie Waters
FB	Robert Newhouse (12)	FS	Cliff Harris
	Scott Laidlaw (4)		
		P	Danny Whitee
K	Raphel Septien		
			<b>Pro Bowlers in Bold</b>





# 1980 ★ DALLAS COWBOYS STATISTICS ★ 1980

## SECOND PLACE, NFC EAST HEAD COACH: TOM LANDRY

PRESEASON (3-1)				
Date	W/L	Score	Opponent	Att.
8/9	W	17-14	GREEN BAY	54,876
8/16	W	19-16	@ LA Rams	63,283
8/23	W	20-13	HOUSTON	63,658
8/30	L	10-31	PITTSBURGH	62,795
REGULAR SEASON (12-4)				
9/8	W	17-3	@ Washington	55,045
9/14	L	20-41	@ Denver	74,919
9/21	W	28-7	TAMPA BAY	62,750
9/28	W	28-7	@ Green Bay	54,776
10/5	W	24-3	N.Y. GIANTS	59,126
10/12	W	59-14	SAN FRANCISCO	63,399
10/19	L	10-17	@ Philadelphia	70,696
10/26	W	42-31	SAN DIEGO	60,639
11/2	W	27-24	@ St. Louis	50,701
11/9	L	35-38	@ N.Y. Giants	68,343
11/16	W	31-21	ST. LOUIS	52,567
11/23	W	14-10	WASHINGTON	58,809
11/27	W	51-7	SEATTLE	57,540
12/7	W	19-13	@ Oakland	53,194
12/15	L	14-38	@ LA Rams	65,154
12/21	W	35-27	PHILADELPHIA	62,548
1980 WILD CARD GAME				
12/28	W	34-13	LA. RAMS	64,533
1980 DIVISIONAL PLAYOFF				
1/4/81	W	30-27	@ Atlanta	60,022
1980 NFC CHAMPIONSHIP GAME				
1/11/81	L	7-20	@ Philadelphia	70,696

TEAM STATISTICS	DALLAS	OPP
FIRST DOWNS .....	337	296
Rushing .....	143	98
Passing .....	171	160
Penalty .....	23	28
Third Down-Made/Att. ....	130/243	88/222
Third Down Efficiency .....	53.5	39.6
Fourth Down-Made/Att. ....	5/11	7/15
TOTAL NET YARDS .....	5,468	5,279
Avg. Per Game .....	341.8	329.9
Total Plays .....	1,075	996
Avg. Per Play .....	5.1	5.3
NET YARDS RUSHING .....	2,346	2,069
Avg. Per Game .....	146.6	129.3
Total Rushes .....	594	469
Avg. Per Rush .....	4.0	4.4
NET YARDS PASSING .....	3,104	3,205
Sacked/Yards Lost .....	31/252	43/358
Gross Yards .....	3,356	3,563
Attempts/Completions .....	449/265	484/231
Pct. of Completions .....	59.6	47.7
Had Intercepted .....	25	27
PUNTS/AVERAGE .....	71/40.8	76/43.5
Net Punting Average .....	34.8	34.7
PUNT RET./AVG. ....	55/10.1	31/6.6
KICKOFF RET./AVG. ....	58/21.7	73/21.5
INT./AVG. RET. ....	27/19.4	25/7.2
PENALTIES/YARDS .....	107/908	106/989
FUMBLES/BALL LOST .....	27/14	33/20
TOUCHDOWNS .....	60	38
Rushing .....	26	15
Passing .....	30	21
Returns .....	4	2
EXTRA POINTS/ATTEMPTS ...	59/60	38/38
FIELD GOALS/ATTEMPTS ...	11/17	15/28
AVG. TIME OF POSS. ....	32:46	27:14

RUSHING	ATT	YDS	AVG	LG	TD
Dorsett	278	1,185	4.3	56	11
Newhouse	118	451	3.8	29	6
Springs	89	326	3.7	20	6
J. Jones	41	135	3.4	9	0
D. White	27	114	4.2	48	1
Newsome	23	73	3.1	23	2
D. Pearson	3	31	10.3	32	0
Hill	4	27	6.8	15	0
DuPree	4	19	4.8	11	0
Carano	4	6	1.5	5	0
P. Pearson	3	6	2.0	2	0
Cowboys	594	2,373	4.0	56	26
Opponents	469	2,069	4.4	51	15

RECEIVING	NO	YDS	AVG	LG	TD
Hill	60	1,055	17.6	58	8
D. Pearson	43	568	13.2	30	6
Dorsett	34	263	7.7	27	0
DuPree	29	312	10.8	39	0
Saldi	25	311	12.4	43	1
P. Pearson	20	213	10.7	20	2
Johnson	19	263	13.7	29	4
Springs	15	212	14.1	58	1
Newhouse	8	75	9.4	18	0
J. Jones	5	39	7.8	16	0
Newsome	4	43	10.6	16	0
Cosbie	2	11	5.5	5	1
D. White	1	-9	-9.0	-9	0
Cowboys	265	3,356	12.7	58	30
Opponents	231	3,563	15.4	69	21

INTERCEPTIONS	NO	YDS	AVG	LG	TD
Thurman	5	114	22.8	78	1
Waters	5	78	15.6	29	0
Wilson	4	82	20.5	35	0
Mitchell	3	56	18.7	56	0
Breunig	3	34	11.3	15	0
Dickerson	2	46	23.0	34	0
Hegman	2	2	1.0	2	0
Cole	1	43	43.0	43	1
Dutton	1	38	38.0	38	1
Barnes	1	30	30.0	30	0
Cowboys	27	523	19.4	78	3
Opponents	25	179	7.2	36	1

PUNTING	NO	YDS	AVG	TB	IN20	LG	BL	NET
D. White	71	2,903	40.9	11	17	58	0	34.8
Cowboys	71	2,903	40.9	11	17	58	0	34.8
Opp.	76	3,304	43.5	6	14	58	0	34.7

PUNT RETURNS	NO	FC	YDS	AVG	LG	TD
J. Jones	54	4	548	10.1	52	0
Solomon	1	0	8	8.0	8	0
Cowboys	55	4	556	10.1	52	0
Opponents	31	10	206	6.6	27	0

KICKOFF RETURNS	NO	YDS	AVG	LG	TD
J. Jones	32	720	22.5	41	0
Newsome	12	293	24.4	36	0
Wilson	7	139	19.9	34	0
Hurt	4	71	17.8	24	0
Saldi	1	23	23.0	23	0
Cosbie	1	13	13.0	13	0
Waters	1	0	0.0	0	0
Cowboys	58	1,259	21.7	41	0
Opponents	73	1,568	21.5	53	0

SCORE BY	1	2	3	4	OT	T
QUARTERS						
Cowboys	96	153	86	119	-	454
Opponents	66	123	44	78	-	311

FIELD GOALS	11-19	20-29	30-39	40-49	50-59
Septien	1-1	3-4	6-6	0-3	1-3
Cowboys	1-1	3-4	6-6	0-3	1-3
Opponents	1-1	5-8	3-7	4-9	2-3

Septien: (19),(30,37),(1),(1),(38,27),(26,40M),  
(33),(43M,42M,44M),(28,32),(1),(23),(1),(1),  
(52,34),(51M),(1)  
Opponents: (45M,29M,45),(46,55),(22,35M),(1),  
(33M,53M,51),(1),(35,38M),(45,45M),  
(42),(27),(44M),(34),(1),(22,41M,38),  
(33M,27),(43M,27M,29,25M,19)

SCORING	TDR	TDP	TDR1	FG	PAT	S	TP
Septien	0	0	0	0	0	0	92
Dorsett	11	0	0	0	0	0	66
Hill	0	8	0	0	0	0	48
Springs	6	1	0	0	0	0	42
DuPree	0	7	0	0	0	0	42
Newhouse	6	0	0	0	0	0	36
D. Pearson	0	6	0	0	0	0	36
Johnson	0	4	0	0	0	0	24
Newsome	2	0	0	0	0	0	12
P. Pearson	0	2	0	0	0	0	12
Cosbie	0	1	0	0	0	0	6
Saldi	0	1	0	0	0	0	6
Thurman	0	1a	0	0	0	0	6
Dutton	0	0	1b	0	0	0	6
Hegman	0	0	1c	0	0	0	6
Cole	0	0	1d	0	0	0	6
D. White	1	0	0	0	0	0	6
Cowboys	26	30	4	11/17	59/60	1	454
Opponents	15	21	2	15/28	38/38	0	311

- a 78 int return vs. St. Louis (11/2)
- b 38 int return vs. N.Y. Giants (10/5)
- c 0 fumble return in end zone vs. Phi (10/19)
- d 43 int return vs. Washington (11/23)
- + Zorn grounding in end zone vs. Seattle (11/27)

\* Thompson 32 fumble return vs. Denver (9/14)  
Lowie 16 int return vs. San Diego (10/26)

## USUAL STARTERS

WR	Tony Hill (13)	LE	Ed Jones
	Jay Saldi (3)	LT	Larry Cole
LG	Pat Donovan	RT	Randy White
LT	Herb Scott	RE	Harvey Martin
C	John Fitzgerald	LLB	Mike Hegman
RG	Tom Rafferty	MLB	Bob Breunig
TE	Jim Cooper	RLB	D.D. Lewis
RT	Billy Joe DuPree	LCB	Steve Wilson (10)
WR	Drew Pearson		Benny Barnes (6)
QB	Danny White	RCB	Aaron Mitchell
RB	Tony Dorsett	SS	Charlie Waters
FB	Robert Newsome (10)	FS	Thurman
	Ron Springs (5)		
K	Raphel Septien	<b>Pro Bowlers in Bold</b>	
P	Danny White		

PASSING	ATT	COMP	YDS	PCT	AVG	PCT	PCT	LG	SKS/YDS	RATING
D. White	436	260	3,287	59.6	7.5	28	6.4	25	5.7	80.8
Carano	12	5	69	41.7	5.8	2	16.6	0	0.0	60.8
Dorsett	1	0	0.0	0.0	0.0	0	0	0.0	0	39.6
Cowboys	449	265	3,356	59.0	7.5	30	6.7	25	5.7	81.0
Opponents	484	231	3,563	47.7	7.4	21	4.3	27	5.6	63.5

# 1981 ★ DALLAS COWBOYS STATISTICS ★ 1981

STAFF PLAYERS 2022 SEASON RECORDS PLAYOFF RECORDS 1981 STATISTICS SIDELINES

FIRST PLACE, NFC EAST HEAD COACH: TOM LANDRY			
PRESEASON (2-2)			
Date	W/L	Score Opponent	Att.
8/8	L	17-21 GREEN BAY	55,987
8/15	L	21-33 @ LA Rams	61,459
8/22	W	24-14 PITTSBURGH	63,504
8/29	W	28-20 HOUSTON	63,799
REGULAR SEASON (12-4)			
9/6	W	26-10 @ Washington	55,045
9/13	W	30-17 ST. LOUIS	63,602
9/21	W	35-21 @ New England	60,311
9/27	W	18-10 N.Y. GIANTS	63,449
10/4	L	17-20 @ St. Louis	49,777
10/11	L	14-45 @ San Francisco	57,574
10/18	W	29-17 L.A. RAMS	64,649
10/25	W	28-27 MIAMI	64,221
11/1	W	17-14 @ Philadelphia	72,111
11/9	W	27-14 BUFFALO	62,583
11/15	L	24-27 @ Detroit	79,694
11/22	W	24-10 WASHINGTON	64,583
11/26	W	10-9 CHICAGO	63,499
12/6	W	37-13 @ Baltimore	54,871
12/13	W	21-10 PHILADELPHIA	64,955
12/19	L	10-13 @ N.Y. Giants (OT)	73,009
1981 DIVISIONAL PLAYOFF			
1/2/82	W	38-0 TAMPA BAY	64,848
1981 NFC CHAMPIONSHIP GAME			
1/10/82	L	27-28 @ San Francisco	60,525

TEAM STATISTICS		
DALLAS	OPP	DIFF
FIRST DOWNS.....	321	286
Rushing.....	137	107
Passing.....	158	160
Penalty.....	26	18
Third Down-Made/Att.....	99/244	72/211
Third Down Efficiency.....	40.6	34.1
Fourth Down-Made/Att.....	5/11	7/15
TOTAL NET YARDS.....	5,880	5,419
Avg. Per Game.....	367.5	338.7
Total Plays.....	1,100	1,021
Avg. Per Play.....	5.3	5.3
NET YARDS RUSHING.....	2,711	2,049
Avg. Per Game.....	169.4	128.0
Total Rushes.....	630	468
Avg. Per Rush.....	4.3	4.4
NET YARDS PASSING.....	3,169	3,370
Sacked/Yards Lost.....	31/245	42/347
Gross Yards.....	3,414	3,717
Attempts/Completions.....	439/241	511/236
Pct. of Completions.....	54.9	46.2
Had Intercepted.....	15	37
PUNTS/AVERAGE.....	83/40.3	80/41.1
Net Punting Average.....	35.8	36.4
PUNT RET./AVG.....	45/5.2	38/6.1
KICKOFF RET./AVG.....	54/18.2	71/21.2
INT./AVG. RET.....	37/13.0	15/8.3
PENALTIES/YARDS.....	103/839	104/837
FUMBLES/BALL LOST.....	45/20	43/16
TOUCHDOWNS.....	40	34
Rushing.....	15	16
Passing.....	24	17
Returns.....	1	1
EXTRA POINTS/ATTEMPTS.....	40/40	31/34
FIELD GOALS/ATTEMPTS.....	27/35	14/29
AVG. TIME OF POSS.....	31:47	28:13

RUSHING					
Dorsett	342	1,646	4.8	751	4
Springs	172	625	3.6	16	10
J. Jones	34	183	5.3	591	1
D. White	38	104	2.7	17	0
Newsome	13	38	2.9	7	0
Newhouse	14	33	2.3	6	0
Cosbie	4	33	8.3	15	0
Pearson	3	31	10.3	25	0
DuPree	1	12	12.0	12	0
Carano	8	9	1.1	11	0
Hill	1	3	3.0	3	0
Cowboys	630	2,711	4.3	751	15
Opponents	468	2,049	4.4	381	16

RECEIVING					
Hill	46	953	20.7	631	4
Springs	46	359	7.8	321	2
Pearson	38	614	16.2	421	3
Dorsett	32	325	10.2	731	2
Johnson	25	552	22.1	55	5
DuPree	19	214	11.3	33	2
Cosbie	17	225	13.2	281	5
Saldi	8	82	10.2	141	1
J. Jones	6	37	6.2	16	0
Donley	3	32	10.7	17	0
Newhouse	1	21	21.0	21	0
Cowboys	241	3,414	14.2	731	24
Opponents	236	3,717	15.8	811	17

INTERCEPTIONS					
Walls	11	133	12.1	33	0
Thurman	9	187	20.8	96	0
Downs	7	81	11.6	21	0
Waters	3	21	7.0	21	0
Breunig	2	8	4.0	8	0
Wilson	2	0	0.0	0	0
Brown	1	28	28.0	28	0
Barnes	1	24	24.0	24	0
Lewis	1	0	0.0	0	0
Cowboys	37	482	13.0	96	0
Opponents	15	124	8.3	41	0

PUNTING									
NO	YDS	AVG	TD	INT	LG	BL	NET		
D. White	81	3,284	40.8	7	19	60	0	36.0	
Seption	2	62	31.0	0	33	0	31.0		
Cowboys	83	3,346	40.3	7	19	60	0	35.8	
Opp.	80	3,289	41.1	7	17	57	0	36.4	

PUNT RETURNS						
NO	FC	YDS	AVG	LG	TD	
J. Jones	33	2	188	5.7	17	0
Fellows	11	1	44	4.4	10	0
Donley	1	0	3	3.0	3	0
Thurman	0	1	0	0.0	0	0
Wilson	0	1	0	0.0	0	0
Cowboys	45	5	235	5.2	17	0
Opponents	38	8	231	6.1	21	0

KICKOFF RETURNS					
NO	YDS	AVG	LG	TD	
J. Jones	27	517	19.1	33	0
Newsome	12	228	19.0	27	0
Fellows	8	170	21.3	31	0
Newhouse	3	34	10.4	12	0
Wilson	2	32	16.0	17	0
Cosbie	1	0	0.0	0	0
Cowboys	54	981	18.2	33	0
Opponents	71	1,508	21.2	65	0

SCORE BY QUARTERS						
Q1	Q2	Q3	Q4	OT	T	
Cowboys	95	104	57	111	0	367
Opponents	61	81	79	53	3	277

FIELD GOALS					
1-19	20-29	30-39	40-49	50+	
Seption	11-11	11-11	8-9	7-12	0-2
Cowboys	1-1	11-11	8-9	7-12	0-2
Opponents	2-2	2-5	3-6	7-14	1-2

Seption: (29,42,23,18),(47,32,25), (26,40M,26,26,25),(36,20,21),(26),(1), (40,39),(48M),(39),(47,31),(43),(25,35M), (41,50M,42M),(42,35,31),(47M,43M), (60M,36)

Opponents: (47M,42),(44M,24),(43M), (36M,42,58M),(19,37),(18,40),(40),(1), (34M),(1),(37,47),(27M,26,47M), (43,40M,49M),(1,49M,50), (21M,27M,40,33M,35)

SCORING									
TDR	TDP	TDR1	FG	PAT	S	TP			
Seption	0	0	27/35	40/40	0	121			
Springs	10	2	0	0/0	0/0	72			
Dorsett	4	2	0	0/0	0/0	36			
Johnson	0	5	0	0/0	0/0	30			
Cosbie	0	5	0	0/0	0/0	30			
Hill	0	4	0	0/0	0/0	24			
Pearson	3	0	0	0/0	0/0	18			
DuPree	0	2	0	0/0	0/0	12			
Saldi	0	1	0	0/0	0/0	6			
Barnes	0	0	1a	0/0	0/0	6			
J. Jones	1	0	0	0/0	0/0	6			
Team	0	0	0	0/0	0/0	6			
Cowboys	15	24	1	27/35	40/40	0	367		
Opponents	16	17	1*	14/29	31/34	0	277		

a 72 fumble return vs. San Francisco (10/11)

\* Lott 41 int return vs. San Francisco (10/11)

USUAL STARTERS			
WR	Tony Hill (9)	LE	Ed Jones
	Butch Johnson (6)	LT	John Dutton
LT	Pat Donovan	RT	Randy White
LG	Herb Scott	RE	Randy Martin
C	Tom Ralfearty (13)	LLB	Mike Hegman (10)
	Robert Shaw (3)		Guy Brown (6)
RG	Kurt Peterson	MLB	Bob Breunig
RT	Jim Cooper	RLB	D.D. Lewis
TE	Billy Joe DuPree	LCB	Everson Walls (12)
WR	Drew Pearson		Steve Wilson (4)
QB	Danny White	RCB	Dennis Thurman
RB	Tony Dorsett	SS	Charlie Waters
FB	Ron Springs (13)	FS	Michael Downs
	Jay Saldi (3)		
K	Raphel Seption	Pro Bowlers in Bold	
P	Danny White		

	AVG	PCT	PCT	PCT	PCT	LG	SKS/YDS	RATING				
D. White	391	223	3,098	57.0	7.9	22	5.6	13	3.3	731	30/234	87.5
Carano	45	16	235	35.5	5.2	1	2.2	1	2.2	55	1/1	51.6
Pearson	2	2	81	100.0	40.5	1	50.0	0	0.0	59	0/0	121.0
Springs	1	0	0	0.0	0.0	0	0	1	0.0	0	0/0	0.0
Cowboys	439	241	3,414	54.9	7.8	24	5.5	15	3.4	731	31/245	84.4
Opponents	511	236	3,717	46.2	7.3	17	3.3	37	7.2	811	42/347	51.9



# 1983 ★ DALLAS COWBOYS STATISTICS ★ 1983

STAFF PLAYERS 2022 SEASON RECORDS PLAYOFF RECORDS 1983 STATISTICS SIDELINES

SECOND PLACE, NFC EAST HEAD COACH: TOM LANDRY			
PRESEASON (3-1)			
Date	W/L	Score Opponent	Att.
8/6	W	20-17 MIAMI	48,826
8/15	W	30-7 @ LA Rams	54,288
8/20	L	7-24 PITTSBURGH	62,164
8/27	W	34-31 HOUSTON	54,363
REGULAR SEASON (12-4)			
9/5	W	31-30 @ Washington	55,045
9/11	W	34-17 @ St. Louis	48,532
9/18	W	28-13 N.Y. GIANTS	62,347
9/25	W	21-20 NEW ORLEANS	62,136
10/2	W	37-24 @ Minnesota	60,774
10/9	W	27-24 TAMPA BAY (OT)	63,308
10/16	W	37-7 PHILADELPHIA	63,070
10/23	L	38-40 L.A. RAIDERS	64,991
10/30	W	38-20 @ N.Y. Giants	76,142
11/6	W	27-20 @ Philadelphia	71,236
11/13	L	29-24 @ San Diego	46,192
11/20	W	41-21 KANSAS CITY	64,103
11/24	W	35-17 L.A. LOUIS	60,764
12/1	W	35-10 @ Seattle	63,352
12/14	L	10-31 WASHINGTON	65,074
12/19	L	17-42 @ San Francisco	59,957
1983 WILD CARD GAME			
12/26	L	17-24 L.A. RAMS	43,521

TEAM STATISTICS			DALLAS	OPP
FIRST DOWNS	.....	342	.....	286
Rushing	.....	109	.....	82
Passing	.....	205	.....	181
Penalty	.....	28	.....	23
Third Down-Made/Att.	.....	94/225	.....	80/222
Third Down Efficiency	.....	41.8	.....	36.0
Fourth Down-Made/Att	.....	4/9	.....	9/17
TOTAL NET YARDS	.....	5,959	.....	5,427
Avg. Per Game	.....	372.4	.....	339.2
Total Plays	.....	1,110	.....	1,025
Avg. Per Play	.....	5.4	.....	5.3
NET YARDS RUSHING	.....	2,117	.....	1,499
Avg. Per Game	.....	132.3	.....	93.7
Total Rushes	.....	519	.....	410
Avg. Per Rush	.....	4.1	.....	3.7
NET YARDS PASSING	.....	3,842	.....	3,928
Sacked/Yards Lost	.....	37/314	.....	57/437
Gross Yards	.....	4,156	.....	4,365
Attempts/Completions	.....	554/346	.....	558/299
Pct. of Completions	.....	62.5	.....	53.6
Had Intercepted	.....	25	.....	27
PUNTS/AVERAGE	.....	83/39.4	.....	84/19.4
Net Punting Average	.....	31.4	.....	34.0
PUNT RET./AVG.	.....	51/9.0	.....	53/11.1
KICKOFF RET./AVG.	.....	70/19.3	.....	78/23.2
INT./AVG. RET.	.....	27/17.3	.....	25/14.3
PENALTIES/YARDS	.....	99/847	.....	100/873
FUMBLES/BALL LOST	.....	30/14	.....	31/21
TOUCHDOWNS	.....	59	.....	42
Rushing	.....	21	.....	12
Passing	.....	31	.....	27
Returns	.....	7	.....	3
EXTRA POINTS/ATTEMPTS	.....	57/59	.....	42/42
FIELD GOALS/ATTEMPTS	.....	22/27	.....	22/30
AVG. TIME OF POSS.	.....	33:08	.....	26:52

RUSHING	ATT	YDS	AVG	LG	TD
Dorsett	289	1,321	4.6	77	8
Springs	149	541	3.6	19	7
Newsome	44	185	4.2	20	2
Newhouse	9	34	3.8	8	0
D. White	18	31	1.7	22	4
Pearson	2	13	6.5	10	0
T. Hill	1	2	2.0	2	0
Johnson	1	0	0.0	0	0
Hogeboom	6	-10	-1.7	-1	0
Cowboys	519	2,117	4.1	77	21
Opponents	410	1,499	3.7	32	12

RECEIVING	NO	YDS	AVG	LG	TD
Springs	73	589	8.1	80	7
T. Hill	49	801	16.4	75	1
Pearson	47	545	11.6	32	5
Cosbie	46	588	12.8	61	6
Johnson	41	561	13.7	46	3
Dorsett	40	287	7.2	19	1
Donley	18	370	20.6	47	2
Newsome	18	250	13.9	52	4
DuPree	12	142	11.8	28	1
D. White	1	15	15.0	15	1
Rafferty	1	8	8.0	8	0
Cowboys	346	4,156	12.0	80	31
Opponents	299	4,365	14.6	83	27

INTERCEPTIONS	NO	YDS	AVG	LG	TD
Thurman	6	49	8.2	34	0
Fellows	5	139	27.8	58	1
Downs	4	80	20.0	28	0
Walls	4	70	17.5	37	0
Clinkscale	2	68	34.0	68	1
T. Hill	2	12	6.0	12	0
Bates	1	29	29.0	29	0
Jones	1	12	12.0	12	0
Dickerson	1	8	8.0	8	0
Breung	1	0	0.0	0	0
Cowboys	27	467	17.3	68	2
Opponents	25	358	14.3	48	1

PUNTING NO	YDS	AVG	TD	INT	LG	BL	NET
D. White	38	1,543	40.6	3	6	50	1,360
Warren	39	1,551	39.8	1	8	54	0,320
Miller	5	178	35.6	0	2	43	0,212
Cowboys	83	3,272	39.4	4	16	54	1,314
Opp.	84	3,515	41.9	10	23	59	0,340

PUNT RETURNS NO	FC	YDS	AVG	LG	TD	
R. Hill	30	2	232	7.7	37	0
Fellows	10	3	75	7.5	14	0
Allen	9	1	153	17.0	68	1
Donley	1	0	1	1.0	1	0
Newhouse	1	0	0	0.0	0	0
Cowboys	51	6	461	9.0	68	1
Opponents	53	9	588	11.1	56	0

KICKOFF RETURNS NO	YDS	AVG	LG	TD	
Fellows	43	855	19.9	53	0
R. Hill	13	243	18.7	40	0
Allen	8	178	22.3	31	0
Cosbie	2	17	8.5	10	0
Newsome	1	28	28.0	28	0
McSwain	1	17	17.0	17	0
Springs	1	13	13.0	13	0
Huther	1	0	0.0	0	0
Cowboys	70	1,351	19.3	53	0
Opponents	78	1,806	23.2	66	0

SCORE BY QUARTERS	1	2	3	4	OT	T
Cowboys	75	154	79	168	3	479
Opponents	120	84	70	86	0	360

FIELD GOALS 11-19	20-29	30-39	40-49	50+	
Septien	0-0	5-5	8-8	9-12	0-2
Cowboys	0-0	5-5	8-8	9-12	0-2
Opponents	2-2	8-8	7-8	4-8	1-4

Septien: (26),(45,24),(0),(41,34),(45,53M,45,35), (41,48M,42),(31,46,34),(23),(42M,36), (39,23),(50M,37),(25,40),(0),(1),(35), (47,46M)

Opponents: (23,30,39,31M),(23),(31,27), (45M,19,42,43B),(41),(48,47M),(0), (37,24,26,26),(47,29,52M,19,37),(37), (51M),(42),(54),(42M,38),(52M)

SCORING	TDR	TDP	TDR%	FG	PAT	S	TP
Septien	0	0	0	22/27	57/59	0	123
Dorsett	8	1	0	0/0	0/0	0	54
Springs	7	1	0	0/0	0/0	0	48
T. Hill	0	7	0	0/0	0/0	0	42
Cosbie	0	6	0	0/0	0/0	0	36
Newsome	2	4	0	0/0	0/0	0	36
Pearson	0	5	0	0/0	0/0	0	30
D. White	4	1	0	0/0	0/0	0	30
Johnson	0	3	0	0/0	0/0	0	18
Donley	0	2	0	0/0	0/0	0	12
Fellows	0	0	2a	0/0	0/0	0	12
Allen	0	0	1b	0/0	0/0	0	6
Clinkscale	0	0	1c	0/0	0/0	0	6
Downs	0	0	1d	0/0	0/0	0	6
DuPree	0	1	0	0/0	0/0	0	6
Hegman	0	0	1e	0/0	0/0	0	6
Thurman	0	0	1f	0/0	0/0	0	6
Dickerson	0	0	0	0/0	0/0	1+	2
Cowboys	21	31	7	22/27	57/59	1	479
Opponents	12	27	3*	22/30	42/42	0	360

- a 62 blocked FG return vs. New Orleans (9/25)
- 58 int return vs. Minnesota (10/2)
- b 68 punt return vs. Kansas City (11/20)
- c 68 int return vs. New York (9/18)
- d 10 fumble return vs. New York (9/18)
- e 9 fumble return vs. Los Angeles (10/23)
- f 0 fumble recovery vs. St. Louis (9/11)
- \* tackle Stabler in end zone vs. NO (9/25)
- \* Nelson 21 blocked punt return vs. S.D. (11/13)
- Wright 48 int. return vs. San Francisco (12/19)
- McLemore 56 punt return vs. SF (12/19)

USUAL STARTERS			
WR	Tony Hill (9)	LE	Ed Jones
	Butch Johnson (3)	LT	John Dutton
	Billy Joe DuPree (3)	RT	Randy White
LG	Pat Donovan	RE	Harvey Martin
LT	Herb Scott	RLB	Mike Hegman
C	Tom Rafferty	MLB	Bob Breung
RG	Kurt Peterson	RLB	Anthony Dickerson
TE	Jim Cooper	LCB	Everson Walls
RT	Doug Cosbie	RCB	Dennis Thurman
WR	Drew Pearson	SS	Dextor Clinkscale
QB	Danny White	FS	Michael Downs
RB	Tony Dorsett		
FB	Ron Springs	P	Danny White (10)
			John Warren (3)
K	Raphael Septien		Pro Bowlers in Bold

	AVG	PCT	PCT									
PASSING	ATT	COMP	YDS	PCT	ATT	TD	TD	INT	INT	LG	SKS/YDS	RATING
D. White	533	334	3,980	62.7	7.5	29	5.4	23	4.3	80	37/314	85.6
Hogeboom	17	11	161	64.7	9.5	1	5.9	1	5.9	24	0/0	90.6
Springs	2	1	15	50.0	7.5	1	50.0	0	0.0	15	0/0	121.0
Dorsett	1	0	0	0.0	0.0	0	0.0	0	0.0	0	0/0	39.6
Pearson	1	0	0	0.0	0.0	0	0.0	1	100.0	0	0/0	39.6
Cowboys	554	346	4,156	62.5	7.5	31	5.6	25	4.5	80	37/314	85.2
Opponents	558	299	4,365	53.6	7.8	27	4.8	27	4.8	83	57/437	75.3

## 1984 ★ DALLAS COWBOYS STATISTICS ★ 1984

FOURTH PLACE, NFC EAST  
HEAD COACH: TOM LANDRY

PRESEASON (3-1)				
Date	W/L	Score	Opponent	Att.
8/4	W	31-17	GREEN BAY	43,371
8/11	W	24-13	@ San Diego	50,740
8/16	L	10-20	PITTSBURGH	55,658
8/25	W	31-24	HOUSTON	53,877

REGULAR SEASON (9-7)				
Date	W/L	Score	Opponent	Att.
9/3	W	20-13	@ LA Rams	65,403
9/9	L	7-28	@ N.Y. Giants	75,921
9/16	W	23-17	PHILADELPHIA	64,521
9/23	W	20-6	GREEN BAY	64,222
9/30	W	23-14	@ Chicago	63,623
10/7	L	20-31	ST. LOUIS	61,438
10/14	L	14-34	@ Washington	55,431
10/21	W	30-27	NEW ORLEANS (OT)	50,966
10/28	W	22-3	INDIANAPOLIS	58,724
11/4	L	7-19	N.Y. GIANTS	60,235
11/11	W	24-17	@ St. Louis	48,721
11/18	L	3-14	@ Buffalo	74,391
11/22	W	20-17	NEW ENGLAND	55,341
12/2	W	26-10	@ Philadelphia	66,322
12/9	L	28-30	WASHINGTON	64,286
12/17	L	21-28	@ Miami	74,139

TEAM STATISTICS			DALLAS	OPP
FIRST DOWNS	.....	323	.....	283
Rushing	.....	93	.....	106
Passing	.....	202	.....	155
Penalty	.....	28	.....	22
Third Down-Made/Att.	.....	83/236	.....	83/247
Third Down Efficiency	.....	34.9	.....	33.6
Fourth Down-Made/Att.	.....	3/7	.....	5/16
TOTAL NET YARDS	.....	5,320	.....	5,036
Avg. Per Game	.....	332.5	.....	314.8
Total Plays	.....	1,121	.....	1,094
Avg. Per Play	.....	4.8	.....	4.6
NET YARDS RUSHING	.....	1,714	.....	2,226
Avg. Per Game	.....	107.1	.....	139.1
Total Rushes	.....	469	.....	510
Avg. Per Rush	.....	3.7	.....	4.4
NET YARDS PASSING	.....	3,606	.....	2,810
Sacked/Yards Lost	.....	48/389	.....	57/390
Gross Yards	.....	3,995	.....	3,200
Attempts/Completions	.....	604/322	.....	527/250
Pct. of Completions	.....	53.3	.....	47.4
Had Intercepted	.....	26	.....	28
PUNTS/AVERAGE	.....	108/38.2	.....	99/42.8
Net Punting Average	.....	34.0	.....	36.3
PUNT RET./AVG.	.....	54/8.3	.....	55/4.2
KICKOFF RET./AVG.	.....	63/19.0	.....	65/20.2
INT./AVG. RET.	.....	28/10.6	.....	26/14.7
PENALTIES/YARDS	.....	100/947	.....	93/854
FUMBLES/BALL LOST	.....	35/17	.....	35/16
TOUCHDOWNS	.....	34	.....	36
Rushing	.....	12	.....	8
Passing	.....	19	.....	23
Returns	.....	3	.....	5
EXTRA POINTS/ATTEMPTS	.....	33/34	.....	35/36
FIELD GOALS/ATTEMPTS	.....	23/29	.....	19/28
AVG TIME OF POSSESSION	.....	29:06	.....	31:06

	PASSING	ATT	COMP	YDS	PCT	AVG	PCT			LG	SKS/YDS	RATING
							TD	INT	INT			
Hogeboom	367	195	2,366	53.1	6.5	7	1.9	14	3.8	68†	26/211	63.7
D. White	233	126	1,580	54.1	6.8	11	4.7	11	4.7	66†	22/178	71.5
Renfro	2	1	49	50.0	24.5	1	5.0	0	0.0	49†	0/0	135.4
Springs	1	0	0	0.0	0.0	0	0.0	0	0.0	0	0/0	39.6
Dorsett	1	0	0	0.0	0.0	0	0.0	1	100.0	0	0/0	0.0
Cowboys	604	322	3,995	53.3	6.6	19	3.2	26	4.3	68†	48/389	66.6
Opponents	527	250	3,200	47.4	6.1	23	4.4	28	5.3	80†	57/390	59.3

RUSHING	ATT	YDS	AVG	LG	TD
Dorsett	302	1,189	3.9	31†	6
Newsome	66	268	4.1	30	5
Springs	68	197	2.9	16	1
D. White	6	21	3.5	8	0
Hogeboom	15	19	1.3	11	0
J. Jones	8	13	1.6	6	0
T. Hill	1	7	7.0	7	0
Donley	2	5	2.5	6	0
Smith	1	-5	-5.0	-5	0

Cowboys	469	1,714	3.7	31†	12
Opponents	510	2,226	4.4	85	8

RECEIVING	NO	YDS	AVG	LG	TD
Cosbie	60	789	13.2	36	4
Hill	58	864	14.9	66†	5
Dorsett	51	459	9.0	68†	1
Springs	46	454	9.9	57†	3
Renfro	35	583	16.7	60†	2
Donley	32	473	14.8	49†	2
Newsome	26	263	10.1	29	0
J. Jones	7	57	8.1	19	1
Cornwell	2	23	11.5	13	1
Harris	1	9	9.0	9	0
Phillips	1	6	6.0	6	0
Pozderac	1	1	1.0	1	0
Carmichael	1	7	7.0	7	0
Smith	1	7	7.0	7	0

Cowboys	322	3,995	12.4	68†	19
Opponents	250	3,200	12.8	80†	23

INTERCEPTIONS	NO	YDS	AVG	LG	TD
Downs	7	126	18.0	27†	1
Thurman	5	81	16.2	43	1
Clarkscale	3	32	10.7	23	0
Walls	3	12	4.0	12	0
Fellows	3	3	1.0	3	0
Hegman	3	3	1.0	3	0
Lockhart	1	32	32.0	32	0
Scott	1	5	5.0	5	0
Bates	1	3	3.0	3	0
Dickerson	1	0	0.0	0	0
Cowboys	28	297	10.6	43	2
Opponents	26	372	14.3	49†	4

PUNTING	NO	YDS	AVG	TB	IN20	LG	BL	NET
D. White	82	3,151	38.4	8	21	54	0	36.0
Warren	21	799	38.1	3	48	0	32.0	
Miller	5	173	34.6	0	1	41	0	21.2
Cowboys	108	4,123	38.2	11	25	54	0	34.0
Opp.	99	4,236	42.8	10	23	59	1	36.3

Cowboys	108	4,123	38.2	11	25	54	0	34.0
Opp.	99	4,236	42.8	10	23	59	1	36.3

PUNT RETURNS	NO	FC	YDS	AVG	LG	TD
Allen	54	15	446	8.3	18	0
Cowboys	54	15	446	8.3	18	0
Opponents	55	19	230	4.2	19	0

KICKOFF RETURNS	NO	YDS	AVG	LG	TD
Allen	33	666	20.2	34	0
McSwain	20	403	20.2	32	0
Fellows	6	94	15.7	23	0
Salonen	2	30	15.0	22	0
Granger	2	6	3.0	5	0
Cowboys	63	1,199	19.0	34	0
Opponents	65	1,310	20.2	64	0

SCORE BY	QUARTERS					OT	T
	1	2	3	4	OT		
Cowboys	65	89	56	95	3	308	
Opponents	64	81	91	72	0	308	

FIELD GOALS	11-19	20-29	30-39	40-49	50-53
Septien	2-2	6-7	9-9	4-8	2-3
Cowboys	2-2	6-7	9-9	4-8	2-3
Opponents	0-0	8-8	7-9	2-8	2-3

Septien: (31,52), (1), (28M, 47, 51, 30), (32, 42), (44, 32, 23), (52M, 35, 36), (1), (36, 27, 41), (19, 19, 24), (1), (42M, 35, 48M, 45B), (20, 47M), (28, 23), (32), (1), (1)
Opponents: (31, 36), (1), (39, 39M), (37M), (41M, 43M), (48M, 22), (20, 22, 47M), (49, 50, 45M), (52), (40, 38, 23, 27), (49B, 30), (1), (29, 56M), (23), (31, 34, 21), (1)

SCORING	TDR	TDP	TDR1	FG	PAT	S	TP
Septien	0	0	0	23/29	33/34	0	102
Dorsett	6	1	0	0/0	0/0	0	42
T. Hill	0	5	0	0/0	0/0	0	30
Newsome	5	0	0	0/0	0/0	0	30
Cosbie	0	4	0	0/0	0/0	0	24
Springs	1	3	0	0/0	0/0	0	24
Donley	0	2	0	0/0	0/0	0	12
Renfro	0	2	0	0/0	0/0	0	12
Cornwell	0	1	0	0/0	0/0	0	6
Downs	0	0	1a	0/0	0/0	0	6
Jeffcoat	0	0	1b	0/0	0/0	0	6
J. Jones	0	1	0	0/0	0/0	0	6
Thurman	0	0	1c	0/0	0/0	0	6
Dutton	0	0	0	0/0	0/0	1+	2
Cowboys	12	19	3	23/29	33/34	1	308
Opponents	8	23	5*	19/28	35/36	0	308

- a 27 int return vs. New England (11/22)  
 b 0 fumble recovery vs. New Orleans (10/21)  
 c 38 int return vs. Philadelphia (12/2)  
 + tackle in end zone vs. Philadelphia (12/2)

- \* Headen 81 fumble return vs. N.Y. Giants (9/9)  
 R. Brown 5 int. return vs. Green Bay (9/23)  
 Coleman 49 int. return vs. Washington (10/14)  
 Winston 43 int. return vs. New Orleans (10/21)  
 Green 32 int return vs. Washington (12/9)

## USUAL STARTERS

WR	Tony Hill (11)	LE	Ed Jones
	Doug Donley (4)	LT	John Dutton
LT	Phil Pozderac (7)	RT	<b>Randy White</b>
	Herb Scott (5)	RE	Jim Jeffcoat
	Howard Richards (4)	LLB	Mike Hegman
LG	Glen Tiensoer (12)	MLB	Bob Breunig (8)
	Herb Scott (4)	ELB	Eugene Lockhart (8)
C	Tom Rafferty	RLB	Anthony Dickerson
RG	Jim Cooper (7)	LCB	Everson Walls
RT	Phil Pozderac (7)	RCB	Ron Fellows
TE	Kurt Peterson	SS	Dextor Clarkscale
TE	<b>Doug Cosbie</b>	FS	Michael Downs
WR	Mike Renfro (11)		
	Doug Donley (5)	K	Raphel Septien
QB	Gary Hogeboom (10)	P	Danny White (12)
	Danny White (6)		John Warren (3)
RB	Timmy Newsome (4)	ST	<b>Bill Bates</b>

Pro Bowlers in Bold

# 1985 ★ DALLAS COWBOYS STATISTICS ★ 1985

STAFF PLAYERS 2022 SEASON RECORDS PLAYOFF RECORDS 1985 STATISTICS SIDELINES

## FIRST PLACE, NFC EAST HEAD COACH: TOM LANDRY

### PRESEASON (4-0)

Date	W/L	Score	Opponent	Att.
8/10	W	27-3	GREEN BAY	41,847
8/17	W	27-24	@ San Diego (OT)	48,956
8/26	W	15-13	CHICAGO	49,540
8/31	W	20-10	HOUSTON	53,812

### REGULAR SEASON (10-6)

9/9	W	44-14	WASHINGTON	62,292
9/15	L	21-26	@ Detroit	72,985
9/22	W	20-7	CLEVELAND	61,456
9/29	W	17-10	@ Houston	49,686
10/6	W	30-29	@ N.Y. Giants	74,981
10/13	W	27-13	PITTSBURGH	62,932
10/20	L	14-16	@ Philadelphia	70,114
10/27	W	24-10	ATLANTA	57,941
11/4	L	10-21	@ St. Louis	49,347
11/10	W	13-7	@ Washington	55,750
11/17	L	0-44	CHICAGO	63,855
11/24	W	34-17	PHILADELPHIA	54,047
11/28	W	35-17	ST. LOUIS	54,125
12/8	L	24-50	@ Cincinnati	56,936
12/15	W	28-21	N.Y. GIANTS	62,310
12/22	L	16-31	@ San Francisco	60,114

### 1985 DIVISIONAL PLAYOFF

1/4/86	L	0-20	@ LA Rams	66,351
--------	---	------	-----------	--------

### TEAM STATISTICS

	DALLAS	OPP
FIRST DOWNS	336	312
Rushing	95	98
Passing	208	193
Penalty	33	21
Third Down-Made/Att.	96/227	87/228
Third Down Efficiency	42.3	38.2
Fourth Down-Made/Att.	5/9	7/17
TOTAL NET YARDS	5,602	5,608
Avg. Per Game	350.1	350.5
Total Plays	1,093	1,076
Avg. Per Play	5.1	5.2
NET YARDS RUSHING	1,741	1,853
Avg. Per Game	108.8	115.8
Total Rushes	462	465
Avg. Per Rush	3.8	4.0
NET YARDS PASSING	3,861	3,755
Sacked/Yards Lost	44/375	62/459
Gross Yards	4,236	4,214
Attempts/Completions	587/344	549/279
Pct. of Completions	58.6	50.8
Had Intercepted	25	33
PUNTS/AVERAGE	83/41.4	78/41.3
Net Punting Average	35.3	36.7
PUNT RET./AVG.	40/5.9	44/6.5
KICKOFF RET./AVG.	62/19.5	68/19.3
INT./AVG. RET.	33/8.0	25/12.8
PENALTIES/YARDS	100/759	108/990
FUMBLES/BALL LOST	29/16	24/15
TOUCHDOWNS	43	40
Rushing	11	18
Passing	27	20
Returns	5	2
EXTRA POINTS/ATTEMPTS	42/43	37/40
FIELD GOALS/ATTEMPTS	19/28	18/27
AVG TIME OF POSSESSION	30:34	29:26

RUSHING	ATT	YDS	AVG	LG	TD
Dorsett	305	1,307	4.3	60†	7
Newsome	88	252	2.9	15	2
Hogeboom	8	48	6.0	15	1
D. White	22	44	2.0	21	1
Williams	13	40	3.1	9	0
Lavette	13	34	2.6	10	0
Fowler	7	25	3.6	6	0
J. Jones	1	0	0.0	0	0
Banks	1	-1	-1.0	-1	0
Pelluer	3	-2	-0.7	1	0
Hill	1	-6	-6.0	-6	0
Cowboys	462	1,741	3.8	60†	11
Opponents	465	1,853	4.0	74†	18

RECEIVING	NO	YDS	AVG	LG	TD
Hill	74	1,113	15.0	53†	7
Cosbie	64	793	12.4	42	6
Renfro	60	955	15.9	58†	8
Dorsett	46	449	9.8	56†	3
Newsome	46	361	7.9	24	1
J. Jones	24	179	7.5	35	0
Powe	15	237	16.9	34	0
Cornwell	6	77	12.8	32	1
Fowler	5	24	4.8	10	0
Gonzalez	3	28	9.3	13	0
D. White	1	12	12.0	12†	1
Lavette	1	8	8.0	8	0
Cowboys	344	4,236	12.3	58†	27
Opponents	279	4,214	15.1	70†	20

INTERCEPTIONS	NO	YDS	AVG	LG	TD
Walls	9	31	3.4	19	0
Thurman	5	21	4.2	21†	1
Fellows	4	52	13.0	29	0
Bates	4	15	3.8	8	0
Clinkscale	3	16	5.3	11	0
Downs	3	11	3.7	11	0
Scott	2	26	13.0	26†	1
Jeffcoat	1	65	65.0	65†	1
Lockhart	1	19	19.0	19†	1
Hegman	1	7	7.0	7	0
Cowboys	33	263	8.0	65†	4
Opponents	25	319	12.8	47	2

PUNTING NO	YDS	AVG	TB	IN20	LG	BL	NET
Saxon	82	3,396	41.9	10	57	1	35.6
D. White	1	43	43.0	1	0	43	36.0
Cowboys	83	3,439	41.4	11	20	57	35.3
Opp.	78	3,218	41.3	6	23	60	36.7

PUNT RETURNS NO	FC	YDS	AVG	LG	TD	
Bates	22	6	152	6.9	21	0
Gonzalez	15	5	58	3.9	13	0
Banks	3	3	27	9.0	28	0
Cowboys	40	14	237	5.9	28	0
Opponents	44	10	286	6.5	19	0

KICKOFF RETURNS NO	YDS	AVG	LG	TD	
Lavette	34	682	20.1	34	0
Duckett	9	173	19.2	25	0
J. Jones	9	161	17.9	26	0
Williams	6	129	21.5	30	0
Fowler	3	48	16.0	20	0
Powe	1	17	17.0	17	0
Cowboys	62	1,210	19.5	34	0
Opponents	68	1,310	19.3	43	0

SCORE BY QUARTERS	1	2	3	4	OT	T
Cowboys	55	122	78	102	-	357
Opponents	66	73	98	96	-	333

FIELD GOALS 11-19	20-29	30-39	40-49	50+	
Septien	1-1	5-5	8-11	4-9	1-2
Cowboys	1-1	5-5	8-11	4-9	1-2
Opponents	0-0	3-4	10-11	5-11	0-1

Septien: (53,39,43), (42M,44M), (39,49M,33), (47M,33M,36M,35,36M), (22,29,31), (47M,38,39), (1), (28), (18), (40,50M,36), (1), (1), (21), (1), (29,48,41), (1)

Opponents: (1), (34,46,48M), (1), (33,37M), (23,37,47), (48,49M,34), (39,33,36), (38,46M,27M), (45M), (49M), (44,46,22), (26), (38,53M), (49M), (39)

SCORING	TR	TD	TP	DTR	FG	PAT	S	TP
Septien	0	0	0	19/28	42/43	0	69	0
Dorsett	7	3	0	0/0	0/0	0	0	0
Renfro	0	8	0	0/0	0/0	0	0	48
Hill	0	7	0	0/0	0/0	0	0	42
Cosbie	0	6	0	0/0	0/0	0	0	36
Newsome	2	1	0	0/0	0/0	0	0	18
D. White	1	1	0	0/0	0/0	0	0	12
Cornwell	0	1	0	0/0	0/0	0	0	6
Hogeboom	1	0	0	0/0	0/0	0	0	6
Jeffcoat	0	0	1a	0/0	0/0	0	0	6
Lockhart	0	0	1b	0/0	0/0	0	0	6
Penn	0	0	1c	0/0	0/0	0	0	6
Scott	0	0	1d	0/0	0/0	0	0	6
Thurman	0	0	1e	0/0	0/0	0	0	6
Cowboys	11	27	5	19/28	42/43	0	357	0
Opponents	8	20	2*	18/27	37/40	1	333	0

- a 65 int return vs. N.Y. Giants (12/15)
- b 19 int return vs. Pittsburgh (10/13)
- c 46 block punt return vs. Cincinnati (12/8)
- d 26 int return vs. Washington (9/9)
- e 21 int return vs. Washington (9/9)

\* Dent 1 int return vs. Chicago (11/17)  
Richardson 36 int. return vs. Chicago (11/17)  
+ Browner safety vs. Cincinnati (12/8)

### USUAL STARTERS

WR	Tony Hill	LE	Ed Jones
LT	Chris Schultz (8)	LT	John Dutton
	Phil Pozderac (7)	RT	Randy White
LG	Glen Tilson	RE	Jim Jeffcoat
C	Tom Rafferty	LLB	Mike Hegman
RG	Kurt Peterson	MLB	Eugene Lockhart
RT	Jim Cooper	RLB	Jeff Rohrer
	<b>Doug Cosbie</b>	LCB	<b>Everson Walls</b>
WR	Mike Renfro	RCB	Ron Fellows (11)
QB	Danny White	Victor Scott (3)	
RB	Tony Dorsett	SS	Dextor Clinkscale
FB	Timmy Newsome	FS	Michael Downs
K	Raphael Septien	<b>Pro Bowlers in Bold</b>	
P	Mike Saxon		

PASSING	ATT	COMP	YDS	PCT	ATT	TD	INT	PCT	INT	LG	SKS/YDS	RATING
D. White	450	267	3,157	59.3	7.0	21	4.7	17	3.8	56†	30/257	80.6
Hogeboom	126	70	978	55.6	7.8	5	4.0	7	5.6	58†	14/118	70.8
Pelluer	8	5	47	62.5	5.9	0	0.0	0	0.0	28	0/0	78.7
Hill	1	1	42	100.0	42.0	0	0.0	0	0.0	42	0/0	118.8
J. Jones	2	1	12	50.0	6.0	1	50.0	1	50.0	12†	0/0	68.8
Cowboys	587	344	4,236	58.6	7.2	27	4.6	25	4.3	58†	44/375	78.6
Opponents	549	279	4,214	50.8	7.7	20	3.6	33	6.0	70†	62/459	63.5

## 1986 ★ DALLAS COWBOYS STATISTICS ★ 1986

THIRD PLACE, NFC EAST HEAD COACH: TOM LANDRY				
PRESEASON (0-5)				
Date	W/L	Score	Opponent	Att.
8/3	L	6-17	Chicago @ London	82,699
8/9	L	0-20	@ San Diego	47,744
8/16	L	19-24	@ L.A. Raiders	52,153
8/22	L	28-41	PITTSBURGH	54,299
8/30	L	14-17	HOUSTON	62,239
REGULAR SEASON (7-9)				
9/8	W	31-28	N.Y. GIANTS	59,804
9/14	W	31-7	@ Detroit	73,812
9/21	L	35-37	ATLANTA	62,880
9/29	W	31-7	@ St. Louis	49,077
10/5	L	14-29	@ Denver	76,082
10/12	W	30-6	WASHINGTON	63,264
10/19	W	17-14	@ Philadelphia	68,572
10/26	W	37-6	ST. LOUIS	60,756
11/2	L	14-17	@ N.Y. Giants	74,871
11/9	L	13-17	L.A. RAIDERS	61,706
11/16	W	24-21	@ San Diego	55,622
11/23	L	14-41	@ Washington	55,642
11/27	L	14-31	SEATTLE	58,023
12/7	L	10-29	@ LA Rams	64,949
12/14	L	21-23	PHILADELPHIA	46,117
12/21	L	10-24	CHICAGO	57,256

TEAM STATISTICS		DALLAS	OPP
FIRST DOWNS	.....	325	286
Rushing	.....	98	118
Passing	.....	199	148
Penalty	.....	28	20
Third Down-Made/Att.	.....	80/213	89/226
Third Down Efficiency	.....	37.6	39.4
Fourth Down-Made/Att.	.....	6/14	4/7
TOTAL NET YARDS	.....	5,474	4,985
Avg. Per Game	.....	342.2	311.6
Total Plays	.....	1,054	1,017
Avg. Per Play	.....	5.2	4.9
NET YARDS RUSHING	.....	1,969	2,200
Avg. Per Game	.....	123.1	137.5
Total Rushes	.....	447	500
Avg. Per Rush	.....	4.4	4.4
NET YARDS PASSING	.....	3,505	2,785
Sacked/Yards Lost	.....	60/498	53/364
Gross Yards	.....	4,003	3,149
Attempts/Completions	.....	547/319	464/226
Pct. of Completions	.....	58.3	48.7
Had Intercepted	.....	24	17
PUNTS/AVERAGE	.....	87/40.2	87/41.6
Net Punting Average	.....	34.5	36.6
PUNT RET./AVG.	.....	46/5.5	41/7.3
KICKOFF RET./AVG.	.....	59/20.5	66/20.6
INT./AVG. RET.	.....	17/10.8	24/13.8
PENALTIES/YARDS	.....	111/931	90/817
FUMBLES/BALL LOST	.....	44/17	29/18
TOUCHDOWNS	.....	43	41
Rushing	.....	21	17
Passing	.....	21	21
Returns	.....	1	3
EXTRA POINTS/ATTEMPTS	.....	43/45	39/41
FIELD GOALS/ATTEMPTS	.....	15/21	16/30
AVG TIME OF POSSESSION	.....	31:14	28:46

	PASSING	ATT	COMP	YDS	PCT	ATT	TD	PCT	PCT	INT	LG	SKS	YDS	RATING
Pelluer	378	215	2,727	56.9	7.2	8	2.1	17	4.5	84	47/362	67.9		
D. White	153	95	1,157	62.1	7.6	12	7.8	5	3.3	63	10/98	97.9		
Collier	15	8	96	53.3	6.4	1	6.7	2	13.3	27	3/38	55.8		
Renfro	1	1	23	100.0	23.0	0	0.0	0	0.0	23	0/0	118.8		
Cowboys	547	319	4,003	58.3	7.3	21	3.8	24	4.4	84	60/498	75.7		
Opponents	464	226	3,149	48.7	6.8	21	4.5	17	3.7	71	53/364	70.8		

RUSHING	ATT	YDS	AVG	LG	TD
Dorsett	184	748	4.1	33	5
Walker	151	737	4.9	84	12
Pelluer	41	255	6.2	21	1
Newsome	34	110	3.2	13	2
Collier	6	53	8.8	21	0
Clack	4	19	4.8	8	0
D. White	8	16	2.0	10	1
Sherrard	2	11	5.5	8	0
Cosbie	1	9	9.0	9	0
Lavette	10	6	0.6	5	0
Fowler	6	5	0.8	2	0
Cowboys	447	1,969	4.4	84	21
Opponents	500	2,200	4.4	50	17

RECEIVING	NO	YDS	AVG	LG	TD
Walker	76	837	11.0	84	2
Hill	49	770	15.7	63	3
Newsome	48	421	8.8	30	0
Sherrard	41	744	18.2	68	5
Cosbie	28	312	11.1	22	1
Dorsett	25	267	10.7	36	1
Renfro	22	325	14.8	30	3
Banks	17	202	11.9	23	0
Chandler	6	57	9.5	15	2
Lavette	5	31	6.2	9	1
Fowler	1	19	19.0	19	0
Clack	1	18	18.0	18	0
Cowboys	319	4,003	12.6	84	21
Opponents	232	3,149	13.6	71	21

INTERCEPTIONS	NO	YDS	AVG	LG	TD
Downs	6	54	9.0	31	0
Fellows	5	46	9.2	34	1
Walls	3	46	15.3	24	0
Scott	1	31	31.0	31	0
Lockhart	1	5	5.0	5	0
Holloway	1	1	1.0	1	0
Cowboys	17	183	10.8	34	1
Opponents	24	331	13.8	56	2

PUNTING	NO	YDS	AVG	TB	IN20	LG	BL	NET
Saxon	87	3,498	40.2	10	28	58	1	34.5
Cowboys	87	3,498	40.2	10	28	58	1	34.5
Opp.	87	3,620	41.6	9	17	62	1	36.6

PUNT RETURNS	NO	FC	YDS	AVG	LG	TD
Banks	27	14	160	5.9	20	0
Lavette	18	3	92	5.1	28	0
Holloway	1	0	0	0.0	0	0
Cowboys	46	17	252	5.5	28	0
Opponents	41	14	301	7.3	26	0

KICKOFF RETURNS	NO	YDS	AVG	LG	TD
Lavette	36	699	19.4	37	0
Clack	19	421	22.2	51	0
Newsome	2	32	16.0	18	0
Banks	1	56	56.0	56	0
Tuinei	1	0	0.0	0	0
Cowboys	59	1,208	20.5	56	0
Opponents	66	1,358	20.6	38	0

SCORE BY	1	2	3	4	OT	T
QUARTERS						
Cowboys	61	105	62	118	-	346
Opponents	44	136	74	83	-	337

FIELD GOALS	11-19	20-29	30-39	40-49	50+
Septien	0-0	4-5	6-7	4-7	1-2
Cowboys	0-0	4-5	6-7	4-7	1-2
Opponents	1-1	4-5	5-8	5-7	1-9

Septien: (35),(27),(,)(,)(32,42M),(,)(,)(21,37,36),(38), (44,43,47),(33M,42M,63M),(20,44M,20), (33,28M),(,)(,)(48),(,)(50)

Opponents: (36M),(,)(,)(47,33,56M,52B,18),(42B),(,)(,)(50M,51M,37M),(50M,31M),(35,36), (25,51M),(45),(44M,55M),(50M,25,41), (42,26M),(37,27),(26,50,40),(31)

SCORING	TDR	TDP	TDR1	FG	PAT	S	TP
Septien	0	0	0	15/21	43/43	0	88
Walker	12	2	0	0/0	0/0	0	84
Dorsett	5	1	0	0/0	0/0	0	36
Newsome	2	3	0	0/0	0/0	0	30
Sherrard	0	5	0	0/0	0/0	0	30
Hill	0	3	0	0/0	0/0	0	18
Renfro	0	3	0	0/0	0/0	0	18
Chandler	0	2	0	0/0	0/0	0	12
Cosbie	0	1	0	0/0	0/0	0	6
Fellows	0	0	1a	0/0	0/0	0	6
Lavette	0	1	0	0/0	0/0	0	6
Pelluer	1	0	0	0/0	0/0	0	6
D. White	1	0	0	0/0	0/0	0	6
Cowboys	21	21	1	15/21	43/43	0	346
Opponents	17	21	3*	16/30	39/41	2	337

a 34 int return vs. St. Louis (9/29)

\* Pitts 22 fumble return vs. Atlanta (9/21)  
Butler 33 int return vs. Atlanta (9/21)  
Irvine 50 int return vs. LA Rams (12/7)  
+ R. Jones safety vs. Denver (10/5)  
Jeter safety vs. LA Rams (12/7)

USUAL STARTERS			
WR	Tony Hill		Herschel Walker (4)
LT	Mark Tuinei (11)	LE	Ed Jones
	Phil Pozderac (3)	LT	John Dutton
LG	Glen Tilenor	RT	Randy White
C	Tom Raftery	RE	Jim Jeffcoat
RG	Crawford Ker	LLB	Mike Hegman
RT	Jim Cooper (9)	MLB	Eugene Lockhart
	Phil Pozderac (7)	RLB	Jeff Rotner
TE	Doug Cosbie	LCB	Everson Walls
WR	Mike Renfro (6)	RCB	Ron Fellows
	Gordon Banks (5)	SS	Bill Bates
	Mike Sherrard (4)	FS	Michael Downs
QB	Steve Pelluer (9)		
	Danny White (6)	K	Raphael Septien
RB	Tony Dorsett (12)	P	Mike Saxon
	Herschel Walker (4)		
FB	Timmy Newsome		<b>Pro Bowlers in Bold</b>



# 1987 ★ DALLAS COWBOYS STATISTICS ★ 1987

STAFF PLAYERS 2022 SEASON RECORDS PLAYOFF RECORDS 1987 STATISTICS SIDELINES

## SECOND PLACE, NFC EAST HEAD COACH: TOM LANDRY

PRESEASON (1-3)			
Date	W/L	Score	Opponent
8/15	L	0-29	@ San Diego
8/22	W	13-3	@ San Francisco
8/30	L	10-34	L.A. RAIDERS
9/5	L	13-18	HOUSTON

REGULAR SEASON (7-8)			
Date	W/L	Score	Opponent
9/13	L	13-24	@ St. Louis
9/20	W	16-14	@ N.Y. Giants
9/27			BUFFALO
10/4	W	38-24	@ N.Y. Jets
10/11	W	41-22	PHILADELPHIA
10/19	L	7-13	WASHINGTON
10/25	L	20-37	@ Philadelphia
11/2	W	33-24	N.Y. GIANTS
11/8	L	17-27	@ Detroit
11/15	W	23-17	@ New Eng. (OT)
11/22	L	14-20	MIAMI
11/26	L	38-44	MINNESOTA (OT)
12/6	L	10-21	ATLANTA
12/13	L	20-24	@ Washington
12/21	W	29-21	@ LA Rams
12/27	W	21-16	ST. LOUIS

TEAM STATISTICS	DALLAS	OPP
FIRST DOWNS	293	294
Rushing	93	85
Passing	176	175
Penalty	24	34
Third Down-Made/Att.	86/222	96/223
Third Down Efficiency	38.3	43.1
Fourth Down-Made/Att.	3/9	6/14
TOTAL NET YARDS	5,056	5,061
Avg. Per Game	337.1	337.4
Total Plays	1,017	1,012
Avg. Per Play	5.0	5.0
NET YARDS RUSHING	1,865	1,617
Avg. Per Game	124.3	107.8
Total Rushes	465	459
Avg. Per Rush	4.0	3.5
NET YARDS PASSING	3,191	3,444
Sacked/Yards Lost	52/403	51/337
Gross Yards	3,594	3,781
Attempts/Completions	500/288	502/269
Pct. of Completions	57.6	53.6
Had Intercepted	20	23
PUNTS/AVERAGE	84/39.6	75/40.6
Net Punting Average	33.7	34.0
PUNT RET./AVG.	41/8.6	45/8.4
KICKOFF RET./AVG.	64/20.2	65/19.7
INT./AVG. RET.	23/9.0	20/14.0
PENALTIES/YARDS	131/1,091	100/851
FUMBLE/BALL LOST	30/20	29/20
TOUCHDOWNS	38	42
Rushing	17	19
Passing	19	21
Returns	2	2
EXTRA POINTS/ATTEMPTS	37/37	39/41
FIELD GOALS/ATTEMPTS	25/29	19/29
AVG TIME OF POSSESSION	31:01	29:28

SCORE BY QUARTERS						T
	1	2	3	4	OT	
Cowboys	71	108	78	77	6	340
Opponents	84	68	79	111	6	348

PASSING	ATT	COMP	YDS	PCT	AVG	PCT			LG	SKS/YDS	RATING	
						TD	INT	INT				
D. White	362	215	2,617	59.4	7.2	12	3.3	17	4.7	43	44/353	73.2
Pelluer	101	55	642	54.5	6.4	3	3.0	2	2.0	44	5/35	75.6
Sweeney	28	14	291	50.0	10.4	4	14.3	1	3.6	771	3/15	111.8
Snyder	9	4	44	44.4	4.9	0	0.0	0	0.0	22	0/0	59.5
Cowboys	500	288	3,594	57.6	7.2	19	3.8	20	4.0	771	52/403	76.0
Opponents	502	269	3,781	53.6	7.5	21	4.2	23	4.6	621	51/337	73.0

RUSHING	ATT	YDS	AVG	LG	TD
Walker	209	891	4.3	60	7
Dorsett	130	456	3.5	24	1
Pelluer	25	142	5.7	21	1
Blount	46	125	2.7	15	3
Newsome	25	121	4.8	24	2
Edwards	2	61	30.5	62	1
Adams	7	49	7.0	27	1
D. White	10	14	1.4	8	1
Sweeney	5	8	1.6	5	0
E.J. Jones	2	7	3.5	5	0
Snyder	2	0	0.0	0	0
G. White	1	-4	-4.0	-4	0
Cosbie	1	-5	-5.0	-5	0
Cowboys	465	1,865	4.0	62	17
Opponents	459	1,617	3.5	52	19

RECEIVING	NO	YDS	AVG	LG	TD
Walker	60	715	11.9	44	1
Renfro	46	662	14.4	43	4
Cosbie	36	421	11.7	30	3
Edwards	34	521	15.3	38	3
Newsome	34	274	8.1	30	2
Dorsett	19	177	9.3	33	1
Banks	15	231	15.4	34	1
Barksdale	12	165	13.8	22	1
Burbage	7	168	24.0	77	2
Martin	5	103	20.6	33	0
G. White	5	46	9.2	14	0
Chandler	5	25	5.0	9	1
E.J. Jones	3	16	5.3	10	0
Spivey	2	34	17.0	25	0
C. Scott	1	11	11.0	11	0
Adams	1	8	8.0	8	0
Fowler	1	6	6.0	6	0
Lavette	1	6	6.0	6	0
Blount	1	5	5.0	5	0
Cowboys	288	3,594	12.5	77	19
Opponents	269	3,781	14.1	62	21

INTERCEPTIONS	NO	YDS	AVG	LG	TD
Walls	5	38	7.6	30	0
Downs	4	56	14.0	27	0
Bates	3	28	9.3	28	0
Haynes	3	7	2.3	7	0
Francis	2	18	9.0	18	1
Jeffcoat	1	26	26.0	26	1
Penn	1	21	21.0	21	0
Lockhart	1	13	13.0	13	0
Scott	1	1	1.0	1	0
Green	1	0	0.0	0	0
R. White	1	0	0.0	0	0
Cowboys	23	208	9.0	30	2
Opponents	20	279	14.0	69	0

PUNTING NO	YDS	AVG	TD	IN20	LG	BL	NET
Saxon	68	2,685	39.5	5	20	63	34.2
Sawyer	16	639	39.9	1	3	54	0 31.4
Cowboys	84	3,324	39.6	6	23	63	0 33.7
Opp.	75	3,042	40.6	7	14	64	1 30.0

PUNT RETURNS	NO	FC	YDS	AVG	LG	TD
Martin	22	2	216	9.8	38	0
Edwards	8	1	75	9.4	13	0
Banks	5	1	33	6.6	12	0
Burbage	5	1	29	5.8	13	0
Livingston	1	0	0	0.0	0	0
Cowboys	41	5	353	8.6	38	0
Opponents	45	17	376	8.4	78	0

KICKOFF RETURNS	NO	YDS	AVG	LG	TD
Clack	29	635	21.9	48	0
Martin	12	237	19.8	38	0
Edwards	7	155	22.1	32	0
Adams	6	113	18.8	27	0
Lavette	4	72	18.0	22	0
Spivey	2	49	24.5	29	0
Newsome	2	22	11.0	12	0
Chandler	1	7	7.0	7	0
Borresen	1	5	5.0	5	0
Cowboys	64	1,295	20.2	48	0
Opponents	65	1,281	19.7	45	0

FIELD GOALS	11-19	20-29	30-39	40-49	50+
Ruzek	0-0	8-8	6-7	8-10	0-0
Zendejas	0-0	0-0	1-1	1-2	1-1
Cowboys	0-0	8-8	7-8	9-12	1-1
Opponents	2-2	5-6	8-10	4-11	0-0

Ruzek: (22,29),(46,42,28),(0,0,0,0),(23,49B,25)  
(34,49,40,35),(38,36M),(20,0),(38),44),  
(22,43M,37),(24,42,44,37,0,0),  
Zendejas: (0,0,0),(33),(49M,44,50,0),(0,0,0,0,0,0),  
(0,0,0,0,0,0)  
Opponents: (23),(46M),(0),(20),(40,38M),  
(19,43M,39),(46,28M,45,21),(35),(30,19),  
(35M,41),(26,48M,33),(44B,47M,33,46M),  
(0),(31),(47M),(32,28,37)

SCORING	TDR	TD	TDR:	FG	PAT	S	TP
Ruzek	0	0	0/0	22/25	26/26	0	92
Walker	7	1	0/0	0/0	0/0	0	48
Edwards	1	3	0/0	0/0	0/0	0	24
Newsome	2	2	0/0	0/0	0/0	0	24
Renfro	0	4	0/0	0/0	0/0	0	24
Zendejas	0	0	0/0	3/4	10/10	0	19
Blount	3	0	0/0	0/0	0/0	0	18
Cosbie	0	3	0/0	0/0	0/0	0	18
Burbage	0	2	0/0	0/0	0/0	0	12
Dorsett	1	1	0/0	0/0	0/0	0	12
Adams	1	0	0/0	0/0	0/0	0	6
Banks	0	1	0/0	0/0	0/0	0	6
Barksdale	0	1	0/0	0/0	0/0	0	6
Chandler	0	1	0/0	0/0	0/0	0	6
Francis	0	0	1a	0/0	0/0	0	6
Jeffcoat	0	0	1b	0/0	0/0	0	6
Pelluer	1	0	0/0	0/0	0/0	0	6
D. White	1	0	0/0	0/0	0/0	0	6
Brady	0	0	0/0	1/1	0/1	0	1
Cowboys	17	19	2	25/29	37/37	0	340
Opponents	19	21	2*	19/29	39/41	0	348

a 18 int return vs. New England (11/15)  
b 26 int return vs. N.Y. Giants (11/5)  
\* Harper 78 punt return vs. N.Y. Jets (10/4)  
R. Moore 20 fumble return vs. Atlanta (12/6)

USUAL STARTERS			
WR	Kevin Edwards (9)	LE	Ed Jones
	Gordon Banks (4)	LT	Kevin Brooks (12)
LT	Mark Tuinei (8)	MLB	Mike Dwyer (3)
	Daryle Smith (7)	RT	Randy White
LG	Nate Newton (11)	RE	Jim Jeffcoat
	Sac Schario (3)	LLB	Mike Hegman (10)
C	Tom Rafferty (12)	RCB	Dale Jones (3)
	Mike Zentis (3)	MLB	Eugene Lockhart (9)
RG	Crawford Ker (12)		Russ Swan (3)
	Bob White (3)	RLB	Jeff Rohrer (12)
RT	Kevin Gogan (10)		Chris Dullbin (3)
	Steve Cisowski (3)	LCB	Evenson Walls
TE	Doug Cosbie (12)	RCB	Ron Francis (11)
	Rich Borresen (3)		Robert Williams (3)
WR	Mike Renfro	SS	Bill Bates (11)
QB	Danny White (9)		Tommy Hayes (3)
	Steve Pelluer (4)	FS	Michael Downs (12)
RB	Herschel Walker (7)		Alex Green (3)
	Tony Dorsett (6)		
FB	Timmy Newsome (8)	K	Roger Ruzek
	Gerald White (3)	P	Mike Saxon (13)
	Herschel Walker (3)		Buzz Sawyer (3)

Pro Bowlers in Bold





# 1990 ★ DALLAS COWBOYS STATISTICS ★ 1990

## FOURTH PLACE, NFC EAST HEAD COACH: JIMMY JOHNSON

### PRESEASON (1-3)

Date	W/L	Score	Opponent	Att.
8/11	L	16-28	@ San Diego	42,221
8/18	L	14-16	@ L.A. Raiders	28,273
8/25	W	20-9	PITTSBURGH	47,723
9/1	L	6-27	HOUSTON	55,499

### REGULAR SEASON (7-9)

Date	W/L	Score	Opponent	Att.
9/9	W	17-14	SAN DIEGO	48,063
9/16	L	7-28	N.Y. GIANTS	61,090
9/23	L	15-19	@ Washington	53,804
9/30	L	17-31	@ N.Y. Giants	75,923
10/7	W	14-10	TAMPA BAY	60,076
10/14	L	3-20	@ Phoenix	45,235
10/21	W	17-13	@ Tampa Bay	68,315
10/28	L	20-21	PHILADELPHIA	62,805
11/4	L	9-24	@ N.Y. Jets	68,086
11/11	L	6-24	SAN FRANCISCO	62,966
11/18	W	24-21	@ LA Rams	58,589
11/22	W	27-17	WASHINGTON	60,355
12/2	W	17-13	NEW ORLEANS	60,087
12/9		- Bye -		
12/16	W	41-10	PHOENIX	60,190
12/23	L	3-17	@ Philadelphia	63,895
12/30	L	7-26	@ Atlanta	50,097

TEAM STATISTICS	DALLAS	OPP
FIRST DOWNS	250	280
Rushing	88	109
Passing	135	153
Penalty	27	18
Third Down-Made/Att.	67/198	85/208
Third Down Efficiency	33.8	40.9
Fourth Down-Made/Att.	5/10	8/16
TOTAL NET YARDS	4,081	4,615
Avg. Per Game	255.1	288.4
Total Plays	911	988
Avg. Per Play	4.5	4.7
NET YARDS RUSHING	1,500	1,976
Avg. Per Game	93.8	123.5
Total Rushes	393	482
Avg. Per Rush	3.8	4.1
NET YARDS PASSING	2,581	2,639
Sacked/Yards Lost	43/317	36/292
Gross Yards	2,898	2,931
Attempts/Completions	475/254	470/271
Pct. of Completions	53.5	57.7
Had Intercepted	24	11
PUNTS/AVERAGE	79/43.2	70/40.9
Net Punting Average	35.6	36.2
PUNT RET./AVG.	39/6.4	43/10.2
KICKOFF RET./AVG.	54/20.4	55/20.7
INT./AVG. RET.	11/11.5	24/14.7
PENALTIES/YARDS	98/729	104/911
FUMBLE/BALL LOST	27/9	32/19
TOUCHDOWNS	27	36
Rushing	13	18
Passing	12	12
Returns	2	6
EXTRA POINTS/ATTEMPTS	20/27	36/38
FIELD GOALS/ATTEMPTS	18/25	18/26
AVG TIME OF POSSESSION	28:44	31:16

RUSHING	ATT	YDS	AVG	LG	TD
E. Smith	241	937	3.9	48	11
Agee	53	213	4.0	28	0
Aikman	40	172	4.3	20	1
Highsmith	19	48	2.5	7	0
Dixon	11	43	3.9	18	0
Johnston	10	35	3.5	8	0
Wright	3	26	8.7	14	0
Saxon	1	20	20.0	20	0
Laufenberg	2	6	3.0	5	0
T. Smith	6	6	1.0	3	0
Bates	1	4	4.0	4	0
Walsh	1	0	0.0	0	0
Martin	4	-2	-0.5	3	0
McKinnon	1	-8	-8.0	-8	0
Cowboys	393	1,500	3.8	48	13
Opponents	482	1,976	4.1	67	18

RECEIVING	NO	YDS	AVG	LG	TD
Martin	64	732	11.4	45	0
Novacek	59	657	11.1	41	4
Agee	30	272	9.1	30	1
E. Smith	24	228	9.5	57	0
Irvin	20	413	20.7	61	5
McKinnon	14	172	12.3	28	1
Johnston	14	148	10.6	26	1
Awalt	13	133	10.2	25	0
Wright	11	104	9.5	20	0
Highsmith	3	13	4.3	7	0
Dixon	2	26	13.0	21	0
Cowboys	254	2,898	11.4	61	12
Opponents	271	2,931	10.8	58	12

INTERCEPTIONS	NO	YDS	AVG	LG	TD
Holt	3	72	24.0	64	1
Washington	3	24	8.0	13	0
Bates	1	4	4.0	4	0
Gant	1	26	26.0	26	0
Hendrix	1	0	0.0	0	0
Horton	1	0	0.0	0	0
Williams	1	0	0.0	0	0
Cowboys	11	126	11.5	64	1
Opponents	24	353	14.7	61	4

PUNTING	NO	YDS	AVG	TB	IN20	LG	BL	NET
Saxon	79	3,413	43.2	8	20	62	0	35.6
Cowboys	79	3,413	43.2	8	20	62	0	35.6
Opp.	70	2,866	40.9	4	15	62	2	36.2

PUNT RETURNS	NO	FC	YDS	AVG	LG	TD
Shepard	20	1	121	6.1	13	0
Harris	12	6	63	5.3	12	0
Martin	5	3	46	9.2	17	0
McKinnon	2	1	20	10.0	20	0
Cowboys	39	11	250	6.4	20	0
Opponents	43	8	438	10.2	98	1

KICKOFF RETURNS	NO	YDS	AVG	LG	TD
Dixon	36	736	20.4	47	0
Wright	12	276	23.0	90	1
Shepard	4	75	18.8	22	0
Stepnoski	1	15	15.0	15	0
Harris	1	0	0.0	0	0
Cowboys	54	1,102	20.4	90	1
Opponents	55	1,136	20.7	76	1

PASSING	ATT	COMP	YDS	PCT	ATT	TD	INT	INT	LG	SKS/YDS	RATING	
Aikman	399	226	2,579	56.6	6.5	11	2.8	18	45	611	39/288	66.6
Laufenberg	67	24	279	35.8	4.2	1	1.5	6	9.0	271	4/29	16.9
Walsh	9	4	40	44.4	4.4	0	0.0	0	20	0/0	0/0	57.6
COWBOYS	475	254	2,898	53.5	6.1	12	2.5	24	5.1	611	43/317	59.4
Opponents	470	271	2,931	57.7	6.2	12	2.6	11	2.3	581	26/292	74.9

SCORE BY	1	2	3	4	OT	T
QUARTERS						
Cowboys	50	46	40	108	-	244
Opponents	55	102	52	100	-	308

FIELD GOALS	11-19	20-29	30-39	40-49	50-54
Willis	0-0	4-4	7-9	7-8	0-4
Cowboys	0-0	4-4	7-9	7-8	0-4
Opponents	0-0	9-9	5-8	2-6	2-3

Willis: (31), (0), (33,51M,56M,41), (22), (0), (37), (43M,24), (43,43,51M), (37,35,32), (23,37), (53M,23), (49,41), (47), (0), (46), (34M,33M)
Opponents: (31M), (0), (37,23,24,55), (47M,34M), (33), (28,28), (37M,23,32), (0), (24), (39M,42,43M), (0), (52M,25), (43,50), (38), (47M,29), (44M,23)

SCORING	TDR	TDP	TDR1	FG	PAT	S	TP
Willis	0	0	0	0	0	0	80
E. Smith	11	0	0	0	0	0	66
Irvin	0	5	0	0	0	0	30
Novacek	0	4	0	0	0	0	24
Johnston	1	1	0	0	0	0	12
Agee	0	1	0	0	0	0	6
Aikman	1	0	0	0	0	0	6
Holt	0	0	1a	0	0	0	6
McKinnon	0	1	0	0	0	0	6
Wright	0	0	1b	0	0	0	6
Cowboys	13	12	2	18/25	26/27	1x	244
Opponents	18	12	6*	18/26	36/36	1x	308

- a 64 int return vs. Tampa Bay (10/21)  
 b 90 kickoff return vs. N.Y. Giants (9/16)  
 # Mojsiejek stepped out of end zone vs. Was. (9/23)  
 \* Taylor 11 int return vs. N.Y. Giants (9/16)  
 Green 18 int return vs. Washington (9/23)  
 Mathis 98 punt return vs. N.Y. Jets (11/4)  
 Allen 35 int return vs. Philadelphia (12/2)  
 Jones 76 kickoff return vs. Atlanta (12/30)  
 Sanders 61 int return vs. Atlanta (12/30)  
 & Green tackled Smith in end zone vs. Atl (12/30)

### USUAL STARTERS

WR	Michael Irvin (7)	LE	Daniel Stubbs
	Dennis McKinnon (7)	LT	Dean Harmel (11)
LT	Mark Tuinei (13)		Jimmy Jones (5)
	Kevin Gogan (3)	RT	Danny Noonan
LG	Crawford Ker	RE	Jim Jeffcoat (13)
C	Mark Stepnoski	OT	Tony Tolbert (3)
RG	John Gesek (11)	LLB	Jack Del Rio
	Tony Slaton (4)	MLB	Eugene Lockhart
RT	Nate Newton	RLB	Ken Norton
TE	Jay Novacek	LCB	Isaac Holt
WR	Kevin Martin	RCB	Manny Hendrix (10)
QB	Troy Aikman		Robert Williams (6)
RB	Emmitt Smith	SS	Vince Albritton (8)
FB	Tommie Agee (11)		James Washington (8)
	Alonzo Highsmith (5)	FS	Ray Horton
K	Ken Willis	<b>Pro Bowlers in Bold</b>	
P	Mike Saxon		

# 1991 ★ DALLAS COWBOYS STATISTICS ★ 1991

STAFF PLAYERS 2022 SEASON RECORDS PLAYOFF RECORDS 1991 STATISTICS SIDELINES

SECOND PLACE, NFC EAST HEAD COACH: JIMMY JOHNSON			
PRESEASON (2-2)			
Date	W/L	Score	Opponent
8/3	W	24-14	@ Kansas City
8/12	L	12-17	L.A. RAIDERS
8/18	L	20-30	@ Houston
8/23	W	20-17	ATLANTA (OT)
REGULAR SEASON (11-5)			
9/1	W	26-14	@ Cleveland
9/9	L	31-33	WASHINGTON
9/15	L	0-24	PHILADELPHIA
9/22	W	17-9	@ Phoenix
9/29	W	21-16	N.Y. GIANTS
10/6	W	20-17	@ Green Bay
10/13	W	35-23	CINCINNATI
10/20			- Bye -
10/27	L	10-34	@ Detroit
11/3	W	27-7	PHOENIX
11/10	L	23-26	@ Houston (OT)
11/17	L	9-22	@ N.Y. Giants
11/24	W	24-21	@ Washington
11/28	W	20-10	PITTSBURGH
12/8	W	23-14	NEW ORLEANS
12/15	W	25-13	@ Philadelphia
12/22	W	31-27	ATLANTA
1991 WILD CARD GAME			
12/29	W	17-13	@ Chicago
1991 DIVISIONAL PLAYOFFS			
1/5/92	L	6-38	@ Detroit

TEAM STATISTICS	DALLAS	OPP
FIRST DOWNS	304	299
Rushing	89	103
Passing	191	180
Penalty	24	16
Third Down-Made/Att	74/196	76/194
Third Down Efficiency	37.8	39.2
Fourth Down-Made/Att	6/14	7/17
TOTAL NET YARDS	5,101	5,066
Avg. Per Game	318.8	316.6
Total Plays	971	963
Avg. Per Play	5.3	5.3
NET YARDS RUSHING	1,711	1,571
Avg. Per Game	106.9	98.2
Total Rushes	433	400
Avg. Per Rush	4.0	3.9
NET YARDS PASSING	3,390	3,495
Sacked/Yards Lost	38/273	23/151
Gross Yards	3,663	3,646
Attempts/Completions	500/305	540/320
Pct. of Completions	61.0	59.3
Had Intercepted	12	12
PUNTS/AVERAGE	57/42.6	61/38.8
Net Punting Average	36.8	32.4
PUNT RET./AVG.	29/10.7	28/8.3
KICKOFF RET./AVG.	52/21.7	69/16.9
INT./AVG. RET.	12/13.9	12/20.3
PENALTIES/YARDS	74/610	97/801
FUMBLES/BALL LOST	23/12	23/11
TOUCHDOWNS	37	32
Rushing	15	11
Passing	16	17
Returns	6	4
EXTRA POINTS/ATTEMPTS	37/37	31/32
FIELD GOALS/ATTEMPTS	27/39	29/39
AVG TIME OF POSSESSION	30:06	29:54

	AVG	PCT	PCT	INT	LG	SKS/YDS	RATING
PASSING	ATT	COMP	YDS	PCT	ATT	TD	INT
Aikman	363	237	2,754	65.3	7.6	11	3.0
Beuerlein	137	68	909	49.6	6.6	5	3.6
Cowboys	500	305	3,663	61.0	7.3	16	3.2
Opponents	540	320	3,646	59.3	6.8	17	3.1

RUSHING	ATT	YDS	AVG	LG	TD
E. Smith	365	1,563	4.3	75t	12
Blake	15	80	5.3	30t	1
Johnston	17	54	3.2	10	0
Agee	9	20	2.2	8	1
Aikman	16	5	0.3	9	0
Richards	2	4	2.0	3	0
Wright	2	-1	-0.5	3	0
Beuerlein	7	-14	-2.0	-1	0
Cowboys	433	1,711	4.0	75t	15
Opponents	400	1,571	3.9	75t	11

RECEIVING	NO	YDS	AVG	LG	TD
Irvin	93	1,523	16.4	66t	8
Novacek	59	664	11.3	49	4
E. Smith	49	258	5.3	14	1
Johnston	28	244	8.7	22	1
Harper	20	326	16.3	39	1
Martin	16	243	15.2	27	0
Roberts	16	136	8.5	21	1
Wright	10	170	17.0	53	0
Agee	7	43	6.1	9	0
Awalt	5	57	11.4	20	0
Blake	1	5	5.0	5	0
Aikman	1	-6	-6.0	-6	0
Cowboys	305	3,663	12.0	66t	16
Opponents	320	3,646	11.4	67t	17

INTERCEPTIONS	NO	YDS	AVG	LG	TD
Holt	4	2	0.5	2	0
Brown	2	31	15.5	20	0
Washington	2	9	4.5	9	0
Edwards	1	36	36.0	36t	1
Gant	1	0	0.0	0	0
Horton	1	65	65.0	65t	1
Williams	1	24	24.0	24	0
Cowboys	12	167	13.9	65t	2
Opponents	12	244	20.3	96t	2

PUNTING	NO	YDS	AVG	TB	INT	LG	BL	NET
Saxon	57	2,426	42.6	5	16	64	0	36.8
Cowboys	57	2,426	42.6	5	16	64	0	36.8
Opp.	61	2,364	38.8	4	14	77	3	32.4
PUNT RETURNS	NO	FC	YDS	AVG	LG	TD		
Martin	21	8	244	11.6	85t	1		
Shepard	6	3	57	9.5	14	0		
Horton	1	0	8	8.0	8	0		
Brownlow	1	0	0	0.0	0	0		
Wright	0	1	0	0.0	0	0		
Cowboys	29	12	309	10.7	85t	1		
Opponents	28	10	231	8.3	34	0		

KICKOFF RETURNS	NO	YDS	AVG	LG	TD
Wright	21	514	24.5	102t	1
Dixon	18	398	22.1	39	0
Gant	6	114	19.0	26	0
Shepard	3	54	18.0	21	0
Martin	3	47	15.7	25	0
Horton	1	0	0.0	0	0
Cowboys	52	1,127	21.7	102t	1
Opponents	69	1,169	16.9	82t	1

SCORE BY QUARTERS	1	2	3	4	OT	T
Cowboys	91	105	35	111	0	342
Opponents	61	89	66	91	3	310

FIELD GOALS	11-9	20-29	30-39	40-49	50+
Willis	2-2	6-6	9-11	6-13	4-7
Cowboys	2-2	6-6	9-11	6-13	4-7
Opponents	1-1	11-11	5-5	9-14	3-8

Willis: (38,25,22,54), (51), (1), (48M,52M,45M,41), (1), (40M,23,39), (1), (47B,35), (36,27), (35,37,45), (22,31,18), (51B,32M,42), (45M,18,47B,38M,43), (50,41,40), (50,55M,32,37), (20,45M)
Opponents: (45M), (53,52,45,46), (42,55M), (49M,32,32,29), (43,52M,29,25), (42), (45,24,26), (44,32), (1), (52,19,22,41M,23), (27,37,22), (1), (42,51M), (54M), (37,51M, 47), (49M,25,29,49M)

SCORING	TDR	TDP	TDRt	FG	PAT	S	TP
Willis	0	0	0	27/39	37/37	0	118
E. Smith	12	1	0	0/0	0/0	0	78
Irvin	0	8	0	0/0	0/0	0	48
Novacek	0	4	0	0/0	0/0	0	24
Horton	0	0	2a	0/0	0/0	0	12
Agee	1	0	0	0/0	0/0	0	6
Aikman	1	0	0	0/0	0/0	0	6
Blake	1	0	0	0/0	0/0	0	6
Edwards	0	0	1b	0/0	0/0	0	6
Harper	0	1	0	0/0	0/0	0	6
Johnston	0	1	0	0/0	0/0	0	6
Martin	0	0	1c	0/0	0/0	0	6
Roberts	0	1	0	0/0	0/0	0	6
R. Williams	0	0	1d	0/0	0/0	0	6
Wright	0	0	1e	0/0	0/0	0	6
Hendrix	0	0	0	0/0	0/0	1#	2
Cowboys	15	16	4	27/39	37/37	0	342
Opponents	11	17	4*	29/39	31/32	1	310

- a 20 fumble return vs. N.Y. Giants (9/29)
- b 65 int return vs. Green Bay (10/6)
- c 36 int return vs. Cincinnati (10/13)
- d 85 punt return vs. Philadelphia (12/15)
- e 18 blocked punt return vs. Houston (11/10)
- f 102 kickoff return vs. Atlanta (12/22)
- # tackled Booty in end zone vs. Phi (12/25)
- \* Wilson 82 kickoff return vs. Green Bay (10/6)
- White 55 blocked FG return vs. Detroit (10/27)
- Crockett 96 int return vs. Detroit (10/27)
- Mayhew 31 int. return vs. Washington (11/24)

USUAL STARTERS			
WR	Alvin Harper (5)	LE	Tony Tolbert
	Alfredo Roberts (5)	LT	Tony Casillas
	Alexander Wright (5)	RT	Russell Maryland (7)
LT	Mark Tuinei (12)		Jimmie Jones (6)
	Alan Veingard (3)		Danny Noonan (3)
LG	Kevin Gogan	RE	Jim Jeffcoat
LC	Mark Stepanoski	LLB	Ken Norton
RG	John Gesek	MLB	Jack Del Rio
RT	Nate Newton	RLB	Vinson Smith
TE	Jay Novacek (12)	LCB	Isaac Holt
	Alfredo Roberts (4)	RCB	Larry Brown (13)
WR	Michael Irvin		Manny Hendrix (3)
QB	Troy Aikman (12)	SS	James Washington
	Steve Beuerlein (4)	FS	Ray Horton
RB	Ermitt Smith		
FB	Daryl Johnston	P	Mike Saxon
K	Ken Willis		Pro Bowlers in Bold

# 1992 ★ DALLAS COWBOYS STATISTICS ★ 1992

FIRST PLACE, NFC EAST HEAD COACH: JIMMY JOHNSON				
PRESEASON (2-3)				
Date	W/L	Score	Opponent	Att.
8/2	L	23-34	Houston @ Tokyo	51,058
8/7	W	27-24	@ Miami	50,803
8/15	L	16-17	HOUSTON	61,334
8/22	W	17-3	DENVER	61,485
8/28	L	13-20	CHICAGO	60,218
REGULAR SEASON (13-3)				
9/7	W	23-10	WASHINGTON	63,538
9/13	W	34-28	@ N.Y. Giants	76,430
9/20	W	31-20	PHOENIX	62,575
9/27			- Bye -	
10/5	L	7-31	@ Philadelphia	66,572
10/11	W	27-0	SEATTLE	62,311
10/18	W	17-10	KANSAS CITY	64,115
10/25	W	28-13	@ L.A. Raiders	91,505
11/1	W	20-10	PHILADELPHIA	65,012
11/8	W	37-3	@ Detroit	74,816
11/15	L	23-27	L.A. RAMS	63,690
11/22	W	16-10	@ Phoenix	72,439
11/26	W	30-3	N.Y. GIANTS	62,416
12/6	W	31-27	@ Denver	74,946
12/13	L	17-20	@ Washington	56,437
12/21	W	41-17	@ Atlanta	67,036
12/27	W	27-14	CHICAGO	63,101
1992 DIVISIONAL PLAYOFFS				
1/10/93W		34-10	PHILADELPHIA	63,721
1992 NFC CHAMPIONSHIP GAME				
1/17/93W		30-20	@ San Francisco	64,920
SUPER BOWL XXVII (Pasadena)				
1/31/93W		52-17	Buffalo	98,374

TEAM STATISTICS	DALLAS	OPP
FIRST DOWNS	324	241
Rushing	119	68
Passing	183	147
Penalty	22	26
Third Down-Made/Att.	87/208	50/184
Third Down Efficiency	41.8	27.2
Fourth Down-Made/Att	8/12	7/15
TOTAL NET YARDS	5,606	3,933
Avg. Per Game	350.4	245.8
Total Plays	1,014	873
Avg. Per Play	5.5	4.5
NET YARDS RUSHING	2,121	1,244
Avg. Per Game	132.6	77.8
Total Rushes	500	345
Avg. Per Rush	4.2	3.6
NET YARDS PASSING	3,485	2,689
Sacked/Yards Lost	23/112	44/347
Gross Yards	3,597	3,036
Attempts/Completions	491/314	484/263
Pct. of Completions	64.0	54.3
Hands Intercepted	15	17
PUNT/AVERAGE	61/43.0	87/42.1
Net Punting Average	33.5	35.1
PUNT RET./AVG.	44/12.5	34/11.7
KICKOFF RET./AVG.	37/18.9	60/20.3
INT./AVG. RET.	17/9.3	15/20.0
PENALTIES/YARDS	91/650	94/727
FUMBLES/BALL LOST	16/9	25/14
TOUCHDOWNS	48	29
Rushing	20	11
Passing	23	16
Returns	5	2
EXTRA POINTS/ATTEMPTS	47/48	27/29
FIELD GOALS/ATTEMPTS	24/35	14/17
AVG TIME OF POSSESSION	33:57	26:03

RUSHING	ATT	YDS	AVG	LG	TD
E. Smith	373	1,713	4.6	68	18
Richards	49	176	3.6	15	1
Aikman	37	105	2.8	19	1
Johnston	17	61	3.6	14	0
Agee	16	54	3.4	10	0
Harper	1	15	15.0	15	0
Martin	2	13	6.5	8	0
Beuerlein	4	-7	-1.8	-1	0
Irvin	1	-9	-9.0	-9	0
Cowboys	500	2,121	4.2	68	20
Opponents	345	1,244	3.6	28	11

RECEIVING	NO	YDS	AVG	LG	TD
Irvin	78	1,396	17.9	87	7
Novacek	68	630	9.3	34	6
E. Smith	59	335	5.7	26	1
Harper	35	562	16.1	52	4
Martin	32	359	11.2	27	3
Johnston	32	249	7.8	18	2
Roberts	3	36	12.0	18	0
Agee	3	18	6.0	8	0
Richards	3	8	2.7	6	0
Gesek	1	4	4.0	4	0
Cowboys	314	3,597	11.5	87	23
Opponents	263	3,036	11.5	81	16

INTERCEPTIONS	NO	YDS	AVG	LG	TD
Washington	3	31	10.3	16	0
Gant	3	19	6.3	11	0
Everett	2	28	14.0	17	0
Horton	2	15	7.5	15	1
Holt	2	11	5.5	8	0
K. Smith	2	10	5.0	7	0
Brown	1	30	30.0	30	0
Myles	1	13	13.0	13	0
Harper	1	1	1.0	1	0
Cowboys	17	158	9.3	30	1
Opponents	15	300	20.0	59	0

PUNTING	NO	YDS	AVG	TB	IN20	LG	BL	NET
Saxon	61	2,620	43.0	9	19	58	0	33.5
Cowboys	61	2,620	43.0	9	19	58	0	33.5
Opp.	87	3,660	42.1	3	17	73	2	35.1

PUNT RETURNS	NO	FC	YDS	AVG	LG	TD
Martin	42	18	532	12.7	79	2
K. Smith	1	0	17	17.0	17	0
Horton	1	0	1	1.0	1	0
Cowboys	44	18	550	12.5	79	2
Opponents	34	6	397	11.7	65	0

KICKOFF RETURNS	NO	YDS	AVG	LG	TD
Martin	24	503	21.0	59	0
Wright	8	117	14.6	21	0
Holmes	3	70	23.3	28	0
K. Smith	1	9	9.0	9	0
Edwards	1	0	0.0	0	0
Cowboys	37	699	18.9	59	0
Opponents	60	1,217	20.3	42	0

PASSING	ATT	COMP	YDS	PCT	ATT	TD	PCT	PCT	LG	SKS/YDS	RATING	
Aikman	473	302	3,445	63.8	7.3	23	4.9	14	30	87	23/112	89.5
Beuerlein	18	12	152	66.7	8.4	0	0.0	1	5.6	27	0/0	69.7
Cowboys	491	314	3,597	64.0	7.3	23	4.7	15	31	87	23/112	88.8
Opponents	484	263	3,036	54.3	6.3	16	3.3	17	3.5	67	24/347	69.9

SCORE BY	1	2	3	4	OT	T
QUARTERS						
Cowboys	108	116	134	51	-	409
Opponents	54	53	51	85	-	243

FIELD GOALS	11-19	20-29	30-39	40-49	50+
Elliot	0-0	6-7	10-14	5-10	3-4
Cowboys	0-0	6-7	10-14	5-10	3-4
Opponents	1-1	4-4	4-5	5-7	0-0

Elliot: (32M), (39.3S), (33B,29), (48M), (31.51,42M), (51M,39), (48M), (42M,38M,35,48), (25,42,30), (37,42,36), (28), (45,33,53), (53,32M), (23), (47,22,46M), (28M,21,34), (32,22), (27), (0).

Opponents: (49), (0), (22,42), (40), (40M), (32), (1), (18), (36), (33,44), (20), (35M,42,44M), (1), (32,22), (27), (0).

SCORING	TDR	TDP	TDR1	FG	PAT	S	TP
Elliot	0	0	0	24/35	47/48	0	119
E. Smith	18	1	0	0/0	0/0	0	114
Irvin	0	7	0	0/0	0/0	0	42
Novacek	0	6	0	0/0	0/0	0	36
Martin	0	3	2a	0/0	0/0	0	30
Harper	0	4	0	0/0	0/0	0	24
Johnston	0	2	0	0/0	0/0	0	12
Aikman	1	0	0	0/0	0/0	0	6
Horton	0	0	1b	0/0	0/0	0	6
Maryland	0	0	1c	0/0	0/0	0	6
Richards	1	0	0	0/0	0/0	0	6
R. Williams	0	0	1d	0/0	0/0	0	6
Holt	0	0	0	0/0	0/0	1#	2
Cowboys	20	23	5	24/35	47/48	1	409
Opponents	11	16	2*	14/17	27/29	0	243

- a 79 punt return vs. Washington (9/7)  
74 punt return vs. LA Rams (11/15)  
b 15 int return vs. Seattle (10/11)  
c 26 fumble return vs. Chicago (12/27)  
d 3 block punt return vs. N.Y. Giants (9/13)  
# Blocked punt out of end zone vs. Was (9/7)
- \* Copeland 0 fumble return vs. Washington (12/13)  
Zorich 42 fumble return vs. Chicago (12/27)

USUAL STARTERS					
WR	Alvin Harper	LE	Tony Tolbert		
LT	Mark Tuinei (15)	LT	Tony Casillas		
LG	Nate Newton (15)	RT	Russell Maryland		
C	Mark Stepnoski (14)	RE	Charles Haley (13)		
RG	John Gesek		Jim Jeffcoat (3)		
RT	Erik Williams	LLB	Vinson Smith (13)		
TE	Jay Novacek		Kenneth Gant (3)		
WR	Michael Irvin	MLB	Robert Jones (13)		
QB	Troy Aikman		Ken Norton (3)		
RB	Ermit Smith	RLB	Ben Norton (3)		
FB	Daryl Johnston	LCB	Issiac Holt (11)		
			Kevin Smith (5)		
K	Lin Elliott	RCB	Larry Brown		
P	Mike Saxon	SS	Thomas Everett (9)		
		FS	James Washington (6)		
			James Washington (9)		
			Ray Horton (7)		

Pro Bowlers in Bold

# 1993 ★ DALLAS COWBOYS STATISTICS ★ 1993

STAFF

PLAYERS

2022 SEASON

RECORDS

PLAYOFF RECORDS

1993 STATISTICS

SIDELINES

FIRST PLACE, NFC EAST HEAD COACH: JIMMY JOHNSON			
PRESEASON (1-3-1)			
Date	W/L	Score	Opponent
8/1	L	7-13	MINNESOTA
8/8	T	13-13	Det. @ London (OT)
8/14	W	13-7	L.A. RAIDERS
8/21	L	20-23	Houston @ San Ant.
8/27	L	21-23	@ Chicago
REGULAR SEASON (12-4)			
9/6	L	16-35	@ Washington
9/12	L	10-13	BUFFALO
9/19	W	17-10	@ Phoenix
9/26			- Bye -
10/3	W	36-14	GREEN BAY
10/10	W	27-3	@ Indianapolis
10/17	W	26-17	SAN FRANCISCO
10/24			- Bye -
10/31	W	23-10	@ Philadelphia
11/7	W	31-9	N.Y. GIANTS
11/14	W	20-15	PHOENIX
11/21	L	14-27	@ Atlanta
11/25	L	14-16	MIAMI
12/6	W	23-17	PHILADELPHIA
12/12	W	37-20	@ Minnesota
12/18	W	28-7	@ New York Jets
12/26	W	38-3	WASHINGTON
1/2/94	W	16-13	@ N.Y. Giants (OT)
1993 DIVISIONAL PLAYOFF			
1/16/94	W	27-17	Green Bay
1993 NFC CHAMPIONSHIP GAME			
1/23/94	W	38-21	San Francisco
SUPER BOWL XXVIII (ATLANTA)			
1/30/94	W	30-13	Buffalo

TEAM STATISTICS	DALLAS	OPP
FIRST DOWNS	322	297
Rushing	120	94
Passing	172	176
Penalty	30	27
Third Down-Made/Att.	83/198	87/219
Third Down Efficiency	41.9	39.7
Fourth Down-Made/Att.	7/12	6/17
TOTAL NET YARDS	5,615	4,767
Av. Per Game	350.9	297.9
Total Plays	994	1012
Av. Per Play	5.6	4.7
NET YARDS RUSHING	2,161	1,651
Av. Per Game	135.1	103.2
Total Rushes	490	423
Av. Per Rush	4.4	3.9
NET YARDS PASSING	3,454	3,116
Av. Per Game	215.9	194.8
Sacks/Yards Lost	29/163	34/231
Gross Yards	3,617	3,347
Attempts/Completions	475/317	555/334
Pct. of Completions	66.7	60.2
Had Intercepted	6	14
PUNTS/AVERAGE	56/41.8	78/41.3
Net Punting Average	37.7	34.8
PUNT RET./AVG.	37/10.3	32/5.3
KICKOFF RET./AVG.	36/21.1	66/18.6
INT./AVG. RET.	14/12.2	6/7.8
PENALTIES/YARDS	94/744	87/653
FUMBLES/BALL LOST	33/16	22/14
TOUCHDOWNS	41	23
Rushing	20	7
Passing	18	14
Returns	3	2
EXTRA POINTS/ATTEMPTS	40/41	23/23
FIELD GOALS/ATTEMPTS	30/37	22/27
AVG TIME OF POSSESSION	30:56	29:04

RUSHING	ATT	YDS	AVG	LG	TD
E. Smith	283	1,486	5.3	62	9
Lassic	75	269	3.6	15	3
Coleman	34	132	3.9	16	2
Aikman	32	125	3.9	20	0
Johnston	24	74	3.1	11	3
Gainer	9	29	3.2	8	0
K. Williams	7	26	3.7	12	2
Agee	6	13	2.2	6	0
Kosar	9	7	0.8	4	0
Irvin	2	6	3.0	9	0
Novacek	1	2	2.0	21	1
J. Garrett	8	-8	-1.0	0	0
Cowboys	490	2,161	4.4	62	20
Opponents	423	1,651	3.9	77	7

RECEIVING	NO	YDS	AVG	LG	TD
Irvin	88	1,390	15.1	61	7
E. Smith	57	414	7.3	86	1
Johnston	50	372	7.4	20	1
Novacek	44	445	10.1	30	1
Harper	36	777	21.6	80	5
K. Williams	20	151	7.6	33	2
Lassic	9	37	4.1	9	0
Gainer	6	37	6.3	8	0
Coleman	4	24	6.0	10	0
T. Williams	1	25	25.0	25	0
Price	1	4	4.0	4	0
Galbraith	1	1	1.0	11	1
Cowboys	317	3,617	11.4	86	18
Opponents	334	3,347	10.0	70	14

INTERCEPTIONS	NO	YDS	AVG	LG	TD
K. Smith	6	56	9.3	32	1
Bates	2	25	12.5	22	0
Everett	2	25	12.5	17	0
Washington	1	38	38.0	24	0
Norton	1	25	25.0	25	0
Marion	1	2	2.0	2	0
Gant	1	0	0.0	0	0
Cowboys	14	171	12.2	32	1
Opponents	6	47	7.8	26	0

PUNTING	NO	YDS	AVG	TB	IN20	LG	BL	NET
Jett	56	2,342	41.8	3	22	59	0	37.7
Cowboys	56	2,342	41.8	3	22	59	0	37.7
Opp.	78	3,219	41.3	6	21	60	0	34.8

PUNT RETURNS	NO	FC	YDS	AVG	LG	TD
K. Williams	36	14	381	10.6	64	2
Washington	1	0	0	0.0	0	0
Cowboys	37	14	381	10.3	64	2
Opponents	32	12	169	5.3	20	0

KICKOFF RETURNS	NO	YDS	AVG	LG	TD
K. Williams	31	689	22.2	49	0
K. Smith	1	33	33.0	33	0
Gant	1	18	18.0	18	0
R. Jones	1	12	12.0	12	0
Hennings	1	7	7.0	7	0
Novacek	1	-1	-1.0	-1	0
Vanderbeek	0	0	0.0	0	0
Cowboys	36	758	21.1	49	0
Opponents	66	1,225	18.6	95	1

PASSING	ATT	COMP	YDS	PCT	AVG	ATT	TD	PCT	PCT	LG	SKS/YDS	RATING	
Aikman	392	271	3,100	69.1	7.9	15	3	8	6	1.5	80	26/153	99.0
Kosar	63	36	410	57.1	6.5	3	4	0	0	0.0	86	2/4	92.7
Rushing	19	9	61	47.4	3.2	0	0	0	0	0.0	16	1/6	54.9
Harper	1	1	46	100.0	46.0	0	0	0	0	0.0	46	0/0	118.8
Cowboys	475	317	3,617	66.7	7.6	18	3	8	6	1.3	86	29/163	96.8
Opponents	555	334	3,347	60.2	6.0	14	2.5	14	2.5	70	34/231	75.3	

SCORE BY QUARTERS	1	2	3	4	OT	T
Cowboys	76	124	86	87	3	376
Opponents	43	46	79	61	0	229

FIELD GOALS	11-19	20-29	30-39	40-49	50+
Murray	4-4	4-4	9-12	8-8	3-5
Elliott	0-0	1-1	0-1	1-2	0-0
Cowboys	4-4	5-5	9-13	9-10	3-5
Opponents	3-3	11-11	5-6	3-7	0-0

Murray: (,),(,23,50M),(33,19,19,50,48),(30,32),(48,39,29,35M,18),(35,23,40),(34,54M),(44,43),(-),(32M),(23,19,47),(51,52,46),(,)(39M,38,32,41)

Elliott: (22),(49M,43,30M)  
Opponents: (32M),(48,35),(20),(42M),(27),(25),(,)(3) (21,45,29),(19,47),(26,24),(44M,20,31,41B,19),(25,44M),(19,21),(,)(32),(29,31)

SCORING	TDR	TDP	TDR%	FG	PAT	S	TP
Murray	0	0	0	28/33	38/38	0	122
E. Smith	9	1	0	0/0	0/0	0	60
Irvin	0	7	0	0/0	0/0	0	42
K. Williams	2	2	2a	0/0	0/0	0	36
Harper	0	5	0	0/0	0/0	0	30
Johnston	3	1	0	0/0	0/0	0	24
Lassic	3	0	0	0/0	0/0	0	18
Coleman	0	2	0	0/0	0/0	0	12
Novacek	1	1	0	0/0	0/0	0	12
Elliott	0	0	0	2/4	2/3	0	8
Galbraith	0	1	0	0/0	0/0	0	6
K. Smith	0	0	1b	0/0	0/0	0	6
Cowboys	20	18	3	30/37	40/41	0	376
Opponents	7	14	2*	22/27	23/23	1*	229

a 64 punt return, vs. Miami (11/25)  
b 32 punt return, vs. Washington (12/26)  
c 32 punt return, @ N.Y. Jets (2/18)

\* 95 kickoff return, R Brooks, vs. GB (10/3)  
47 fumble return, E. Davis, vs. S.F. (10/17)  
# Kosar grounding in end zone vs. Phoenix (11/14)

USUAL STARTERS			
WR	Alvin Harper	LE	Tony Tolbert
LT	Mark Tuinei	LT	Tony Casillas
LG	Nate Newton	RT	Russell Maryland (12)
C	Mark Stegowski (13)		Leon Lett (4)
	Frank Cormish (3)	RE	Charles Haley (11)
RG	Kevin Gogan		Jim Jeffcoat (3)
TE	Eric Williams	LLB	Dixon Edwards
RT	Jay Novacek	MLB	Ken Norton (13)
WR	Michael Irvin		Robert Jones (3)
QB	Troy Aikman	RLB	Darinn Smith (12)
RB	Emmitt Smith (13)		Ken Norton (3)
	Derrick Lassic (3)	LCB	Kevin Smith
FB	Daryl Johnston	RCB	Larry Brown
		SS	Darren Woodson
K	Eddie Murray	FS	Thomas Everett
P	John Jett		

Pro Bowlers in Bold

## 1994 ★ DALLAS COWBOYS STATISTICS ★ 1994

FIRST PLACE, NFC EAST HEAD COACH: BARRY SWITZER				
PRESEASON (2-3)				
Date	W/L	Score	Opponent	Att.
7/31	W	17-9	MINNESOTA	59,062
8/7	L	19-27	L.A. RAIDERS	61,932
8/15	L	0-6	Hous. @ Mex. City	112,376
8/21	W	34-10	DENVER	63,923
8/25	L	10-28	@ New Orleans	57,281
REGULAR SEASON (12-4)				
9/4	W	26-9	@ Pittsburgh	60,156
9/11	W	20-17	HOUSTON	64,402
9/19	L	17-20	DETROIT (OT)	64,102
9/25	- Bye -			
10/2	W	34-7	@ Washington	55,394
10/9	W	38-3	ARIZONA	64,518
10/16	W	24-13	PHILADELPHIA	64,703
10/23	W	28-21	@ Arizona	71,023
10/30	W	23-20	@ Cincinnati	57,096
11/7	W	38-10	N.Y. GIANTS	64,836
11/13	L	14-21	@ San Francisco	69,014
11/20	W	31-7	WASHINGTON	64,644
11/24	W	42-31	GREEN BAY	64,597
12/4	W	31-19	@ Philadelphia	65,947
12/10	W	14-19	CLEVELAND	64,826
12/19	W	24-16	@ New Orleans	67,233
12/24	L	10-15	@ N.Y. Giants	66,943
1994 DIVISIONAL PLAYOFF				
1/8/95	W	35-9	GREEN BAY	64,475
1994 NFC CHAMPIONSHIP GAME				
1/15/95	L	28-38	@ San Francisco	69,125

TEAM STATISTICS	DALLAS	OPP
FIRST DOWNS	322	273
Rushing	136	86
Passing	160	157
Penalty	26	30
Third Down-Made/Att.	93/209	91/229
Third Down Efficiency	44.5	39.7
Fourth Down-Made/Att.	6/7	8/17
TOTAL NET YARDS	5,321	4,313
Avg. Per Game	332.6	269.6
Total Plays	1,018	1,006
Avg. Per Play	5.2	4.3
NET YARDS RUSHING	1,953	1,561
Avg. Per Game	122.1	97.6
Total Rushes	550	437
Avg. Per Rush	3.6	3.6
NET YARDS PASSING	3,368	2,752
Avg. Per Game	210.5	172.0
Sacks/Yards Lost	20/93	47/299
Gross Yards	3,461	3,051
Attempts/Completions	418/282	522/269
Pct. of Completions	67.9	51.5
Had Intercepted	14	22
PUNTS/AVERAGE	70/41.9	84/43.3
Net Punting Average	35.4	36.8
PUNT RET./AVG.	44/9.2	36/10.5
KICKOFF RET./AVG.	50/25.7	82/20.8
INT./AVG. RET.	22/13.5	14/12.9
PENALTIES/YARDS	100/895	102/826
FUMBLES/BALL LOST	22/10	15/9
TOUCHDOWNS	50	27
Rushing	26	8
Passing	19	19
Returns	5	0
EXTRA POINT/ATTEMPTS	48/50	24/27
Kicking Made-Attempts	48/48	24/24
Passing Made-Attempts	0/0	0/2
Rushing Made-Attempts	0/2	0/1
FIELD GOALS/ATTEMPTS	22/29	20/25
AVG. TIME OF POSSESSION	31:35	28:25

RUSHING	ATT	YDS	AVG	LG	TD
E. Smith	368	1,484	4.0	46	21
Coleman	64	180	2.8	13	1
Johnston	40	138	3.5	9	2
B. Thomas	24	70	2.9	11	1
Aikman	30	62	2.1	13	1
K. Williams	6	20	3.3	8	0
Agee	5	4	0.8	3	0
Wilson	1	-1	-1.0	-1	0
Garrett	3	-2	-0.7	0	0
Peete	9	-2	-0.2	2	0

Cowboys	550	1,953	3.6	46	26
Opponents	437	1,561	3.6	40	8

RECEIVING	NO	YDS	AVG	LG	TD
Irvin	79	1,241	15.7	65	6
E. Smith	50	341	6.8	68	1
Novacek	47	475	10.1	27	2
Johnston	44	325	7.4	24	2
Harper	33	821	24.9	90	8
K. Williams	13	181	13.9	29	0
Coleman	8	46	5.8	14	0
Galbraith	4	31	7.8	15	0
B. Thomas	2	1	0.5	5	0
Agee	1	2	2.0	2	0
Kennard	1	-3	-3.0	-3	0

Cowboys	282	3,461	12.3	90	19
Opponents	269	3,051	11.3	67	19

INTERCEPTIONS	NO	YDS	AVG	LG	TD
Woodson	5	140	28.0	94	1
Washington	5	43	8.6	25	0
Brown	4	21	5.3	14	0
D. Smith	2	13	6.5	13	1
K. Smith	2	11	5.5	11	0
Tolbert	1	54	54.0	54	1
Marion	1	11	11.0	11	0
Haley	1	1	1.0	1	0
Gant	1	0	0.0	0	0
Holmes	0	3	3.0	3	0

Cowboys	22	297	13.5	94	3
Opponents	14	180	12.9	56	0

PUNTING	NO	YDS	AVG	TB	IN20	LG	BL	NET
Jett	70	2,935	41.9	4	26	58	0	35.4
Cowboys	70	2,935	41.9	4	26	58	0	35.4
Opp.	84	3,637	43.3	7	31	80	0	36.8

PUNT RETURNS	NO	FC	YDS	AVG	LG	TD
K. Williams	39	13	349	8.9	83	1
Holmes	5	1	55	11.0	19	0
Cowboys	44	14	404	9.2	83	1
Opponents	36	14	378	10.5	58	0

KICKOFF RETURNS	NO	YDS	AVG	LG	TD
K. Williams	43	1,148	26.7	87	1
Holmes	4	89	22.3	32	0
Marion	2	39	19.5	21	0
R. Jones	1	8	8.0	8	0
Cowboys	50	1,284	25.7	87	1
Opponents	82	1,709	20.8	67	0

PASSING	ATT	COMP	YDS	PCT	ATT	TD	INT	AVG
Aikman	361	233	2,676	64.5	7.4	13	3.6	12
Peete	56	33	470	58.9	8.4	4	7.1	1
Garrett	31	16	315	51.6	10.2	2	6.5	1
Cowboys	448	282	3,461	62.9	7.7	19	4.2	14
Opponents	522	269	3,051	51.5	5.8	19	3.6	22

SCORE BY	1	2	3	4	OT	T
QUARTERS						
Cowboys	100	122	104	88	0	414
Opponents	34	93	46	72	3	248

FIELD GOALS	11-19	20-29	30-39	40-49	50+
Boniol	3-3	3-4	10-12	6-9	0-1
Cowboys	3-3	3-4	10-12	6-9	0-1
Opponents	1-1	6-6	8-8	5-6	0-4

Boniol: (40,31,21,32),(45,29),(19),(28,47),  
(41M,19),(37),(43B),(38M,37,43,38),(45),  
(43M),(32,51M),(41,37,35),(19),(1),  
(30,20B),(37,37M)

Opponents: (41),(41),(32,51M,57B,51B,44),  
(,)(42),(,),(,)(22,33),(23),(,)(53M),(28),  
(22,19),(34,32,43,32),(40M,21,32,29),(38,3  
0)

SCORING	TDR	TDP	TDR1	FG	PAT	S	TP
E. Smith	21	1	0	0/0	0/0	0	132
Boniol	0	0	0	22/29	48/48	0	114
Harper	0	8	0	0/0	0/0	0	48
Irvin	0	6	0	0/0	0/0	0	36
Johnston	2	2	0	0/0	0/0	0	24
Novacek	0	2	0	0/0	0/0	0	12
K. Williams	0	0	2a	0/0	0/0	0	12
Aikman	1	0	0	0/0	0/0	0	6
Coleman	1	0	0	0/0	0/0	0	6
D. Smith	0	0	1b	0/0	0/0	0	6
B. Thomas	1	0	0	0/0	0/0	0	6
Tolbert	0	0	1c	0/0	0/0	0	6
Woodson	0	0	1d	0/0	0/0	0	6
Cowboys	26	19	5	22/29	48/48	0	414
Opponents	8	19	0	20/25	24/24	1*	248

2-PT Conversions: Team 0-2, Opponents 0-3

- a 87 kickoff return vs. Arizona (10/9)
- 83 punt return vs. Washington (11/20)
- b 13 int return @ New Orleans (12/19)
- c 54 int return, @ New Orleans (12/19)
- d 94 int return @ Philadelphia (12/4)

\* R Peete fum. out of end zone, @ NYG (12/24)

USUAL STARTERS					
WR	Alvin Harper	LE	Tony Tolbert		
LT	Mark Tunei	RT	Russell Maryland		
LG	Nate Newton	LT	Leon Lett		
C	Mark Stepnoski	RE	Charles Haley		
RG	Derek Kennard	LLB	Dixon Edwards		
RT	Larry Allen (9)	MLB	Robert Jones		
	Erik Williams (7)	RLB	Darrin Smith		
TE	Jay Novacek	LCB	Kevin Smith		
WR	Michael Irvin	RCB	Larry Brown		
QB	Troy Aikman	SS	Darren Woodson		
RB	Emmitt Smith	FS	James Washington		
FB	Daryl Johnston				
<b>Pro Bowlers in Bold</b>					
K	Chris Boniol				
P	John Jett				

PCT	T	INT	INT	LG	SKS/YDS	RATING
13	3.6	12	3.3	90	14/59	84.9
4	7.1	1	1.8	65	7/21	102.5
2	6.5	1	3.2	68	2/13	95.5
19	4.2	14	3.1	90	20/93	87.8
19	3.6	22	4.2	67	47/299	64.0



# 1995 ★ DALLAS COWBOYS STATISTICS ★ 1995

**STAFF**  
**PLAYERS**  
**2022 SEASON**  
**RECORDS**  
**PLAYOFF RECORDS**  
**1995 STATISTICS**  
**SIDELINES**

FIRST PLACE, NFC EAST HEAD COACH: BARRY SWITZER			
PRESEASON (2-3)			
Date	W/L	Score	Opponent
7/29	W	21-15	BUFFALO
8/5	L	14-27	OAKLAND
8/12	L	7-9	Buffalo @ Toronto
8/21	L	17-20	@ Denver
8/26	W	10-0	Houston @ San Ant.
REGULAR SEASON (12-4)			
9/4	W	35-0	@ N.Y. Giants
9/10	W	31-21	DENVER
9/17	W	23-17	@ Minnesota (OT)
9/24	W	34-20	ARIZONA
10/1	L	23-27	@ Washington
10/8	W	34-24	GREEN BAY
10/15	W	23-9	@ San Diego
10/22	- Bye -		
10/29	W	28-13	@ Atlanta
11/6	W	34-12	PHILADELPHIA
11/12	L	20-38	SAN FRANCISCO
11/19	W	34-21	@ Oakland
11/23	W	24-12	KANSAS CITY
12/3	L	17-24	WASHINGTON
12/10	L	17-20	@ Philadelphia
12/17	W	21-20	N.Y. GIANTS
12/25	W	37-13	@ Arizona
1995 DIVISIONAL PLAYOFF			
1/7/96	W	30-11	PHILADELPHIA
1995 NFC CHAMPIONSHIP GAME			
1/14/96W	38-27	GREEN BAY	
SUPER BOWL XXX (PHOENIX)			
1/28/96W	27-17	Pittsburgh	

TEAM STATISTICS		
	DALLAS	OPP
FIRST DOWNS	364	303
Rushing	141	113
Passing	195	165
Penalty	28	25
Third Down-Made/Att	83/186	97/216
Third Down Efficiency	44.6	44.9
Fourth Down-Made/Att	8/13	8/19
TOTAL NET YARDS	5,824	5,044
Avg. Per Game	364.0	315.3
Total Plays	1,007	1,001
Avg. Per Play	5.8	5.0
NET YARDS RUSHING	2,201	1,772
Avg. Per Game	137.6	110.8
Total Rushes	495	442
Per Rush	4.4	4.0
NET YARDS PASSING	3,623	3,272
Avg. Per Game	226.4	204.5
Sacked/Yards Lost	18/118	36/219
Gross Yards	3,741	3,491
Attempts/Completions	494/322	523/293
Pct. of Completions	65.2	56.0
Had Intercepted	10	19
PUNTS/AVERAGE	55/40.8	65/42.7
Net Punting Average	34.7	37.8
PUNT RET./AVG.	23/11.1	22/9.8
KICKOFF RET./AVG.	59/22.0	85/19.5
INT./AVG. RET.	19/13.7	10/15.5
PENALTIES/YARDS	90/695	112/913
FUMBLE/BALL LOST	24/13	16/6
TOUCHDOWNS	51	32
Rushing	29	13
Passing	18	17
Returns	4	2
EXTRA POINT/ATTEMPTS	47/50	30/32
Kicking Made-Attempts	46/48	29/29
Passing Made-Attempts	1/2	1/3
Rushing Made-Attempts	0/0	0/0
FIELD GOALS/ATTEMPTS	27/28	22/27
AVG. TIME OF POSSESSION	31:15	28:45

RUSHING						
E. Smith	377	1,773	4.7	60t	25	
S. Williams	48	205	4.3	44t	1	
Johnston	25	111	4.4	18	2	
K. Williams	10	53	5.3	14	0	
Aikman	21	32	1.5	12	1	
Wilson	10	12	1.2	11	0	
Sanders	2	9	4.5	8	0	
Lang	1	7	7.0	7	0	
Garrett	1	-1	1.0	-1	0	
Cowboys	495	2,201	4.4	60t	29	
Opponents	442	1,772	4.0	48t	13	

RECEIVING						
Irvin	111	1,603	14.4	50	10	
Novacek	62	705	11.4	33t	5	
E. Smith	62	375	6.0	40	0	
K. Williams	38	613	16.1	48t	2	
Johnston	30	248	8.3	24	1	
Bljornson	7	53	7.6	16	0	
Fleming	6	83	13.8	16	0	
S. Williams	3	28	9.3	24	0	
Sanders	2	25	12.5	19	0	
Watkins	1	8	8.0	8	0	
Cowboys	322	3,741	11.6	50	18	
Opponents	293	3,491	11.9	81t	17	

INTERCEPTIONS						
Brown	6	124	20.7	65t	2	
Marion	6	40	6.7	32t	1	
Woodson	2	46	23.0	37t	1	
Sanders	2	34	17.0	34	0	
Myles	1	15	15.0	15	0	
Brice	1	2	2.0	2	0	
Holmes	1	0	0.0	0	0	
Cowboys	19	261	13.7	65t	4	
Opponents	10	155	15.5	48t	1	

PUNTING						
Jett	53	2,166	40.9	6	17	58
Boniol	2	77	38.5	0	2	56
Cowboys	55	2,243	40.8	6	19	58
Opp.	65	2,775	42.7	3	22	60

PUNT RETURNS						
K. Williams	18	15	166	9.2	30	0
Holmes	4	1	35	8.8	13	0
Sanders	1	1	54	54.0	43	0
Cowboys	23	17	255	11.1	43	0
Opponents	22	10	216	9.8	21	0

KICKOFF RETURNS						
K. Williams	49	1,108	22.6	43	0	
Holmes	5	134	26.8	46	0	
Marion	1	16	16.0	16	0	
Sanders	1	15	15.0	15	0	
Schwartz	1	9	9.0	9	0	
Watkins	1	-6	-6.0	-6	0	
Cowboys	58	1,276	22.0	46	0	
Opponents	85	1,661	19.5	59	0	

PASSING						
Aikman	432	280	3,304	64.8	7.7	
Wilson	57	38	391	66.7	6.9	
Garrett	5	4	46	80.0	9.2	
Cowboys	494	322	3,741	65.2	7.6	
Opponents	523	293	3,491	56.0	6.7	

SCORE BY QUARTERS										
Cowboys	102	133	83	111	6	435				
Opponents	38	104	78	71	0	291				

FIELD GOALS										
Boniol	0-0	11-12	13-13	3-3	0-0	50+				
Cowboys	0-0	11-12	13-13	3-3	0-0					
Opponents	1-1	7-7	7-8	7-10	0-1					

SCORING TDR									
E. Smith	25	0	0	0	0	0	0	0	150
Boniol	0	0	0	0	27/28	46/48	0	127	
Irvin	0	10	0	0	0	0	0	0	60
Novacek	0	5	0	1	0	0	0	0	32
Johnston	2	1	0	0	0	0	0	0	18
Brown	0	0	2a	0	0	0	0	0	12
K. Williams	0	2	0	0	0	0	0	0	12
Aikman	1	0	0	0	0	0	0	0	6
Marion	0	0	1b	0	0	0	0	0	6
S. Williams	1	0	0	0	0	0	0	0	6
Woodson	0	0	1c	0	0	0	0	0	6
Cowboys	29	18	4	1	27/28	46/48	0	435	
Opponents	13	17	2*	1	22/27	29/29	1	291	

- 2-Pt Conversions: Team 1-2, Opponents 1-3
- a 20 int return vs Philadelphia (11/6)
  - b5 int return @ Philadelphia (12/10)
  - b 32 int return @ Arizona (1/25)
  - c 37 int return @ Washington (10/1)
- \* Hanks 38 fumble return vs SF (11/12)  
 A. Williams 48 int. return @ Arizona (12/25)  
 + Aikman sacked in end zone @ SD (10/15)

USUAL STARTERS			
WR	Kevin Williams	LE	Tony Tolbert
LT	Mark Tuinei	RT	Russell Maryland
LG	Nate Newton	RL	Leon Lett (10)
C	Ray Donaldson (12)	RE	Charles Haley (11)
	Derrek Kennard (4)	RE	Charles Haley (11)
RG	Larry Allen		Shante Carver (3)
RT	Erik Williams	LLB	Dixon Edwards
TE	Jay Novacek	MLB	Robert Jones (2)
QB	Michael Irvin		Godfrey Myles (4)
WR	Troy Aikman	RLB	Darrin Smith (9)
CB	Emmit Smith		Godfrey Myles (7)
FB	Daryl Johnston	LCB	Deion Sanders (9)
			Clayton Holmes (6)
K	Chris Boniol	RCB	Larry Brown
P	John Jett	SS	Darren Woodson
		FS	Brock Marion

Pro Bowlers in Bold									
	AVG	PCT	PCT	PCT	LG	SKS/YDS	RATING		
	ATT	TD	INT	INT					
Aikman	432	16	3.7	7	1.6	50	14/89	93.6	
Wilson	57	1	1.8	3	5.3	38	4/29	70.1	
Garrett	5	1	20.0	0	0.0	24	0/0	144.6	
Cowboys	494	18	3.6	10	2.0	50	18/118	91.7	
Opponents	523	17	3.3	19	3.6	81t	36/219	72.3	

# 1996 ★ DALLAS COWBOYS STATISTICS ★ 1996

## FIRST PLACE, NFC EAST HEAD COACH: BARRY SWITZER

### PRESEASON (2-3)

Date	W/L	Score	Opponent	Att.
7/27	W	35-34	OAKLAND	61,524
8/5	L	6-32	Kan. City @ Mont.	45,128
8/12	L	7-31	NEW ENGLAND	57,874
8/17	L	3-20	DENVER	56,115
8/24	W	24-19	Houston @ Orlando	44,296

### REGULAR SEASON (10-6)

Date	W/L	Score	Opponent	Att.
9/2	L	6-22	@ Chicago	63,076
9/8	W	27-0	N.Y. GIANTS	63,069
9/15	L	24-25	INDIANAPOLIS	63,021
9/22	L	7-19	@ Buffalo	78,098
9/30	W	23-10	@ Philadelphia	67,201
10/6			- Bye -	
10/13	W	17-3	ARIZONA	64,096
10/20	W	32-28	ATLANTA	64,091
10/27	W	29-10	@ Miami	75,283
11/3	L	21-31	PHILADELPHIA	64,952
11/10	W	20-17	@ San Fran. (OT)	68,919
11/18	W	21-6	GREEN BAY	65,032
11/24	L	6-20	@ N.Y. Giants	77,081
11/28	W	21-10	WASHINGTON	64,955
12/8	W	10-6	@ Arizona	70,763
12/15	W	12-6	NEW ENGLAND	65,578
12/22	L	10-37	@ Washington	56,454

### 1996 NFC WILD CARD GAME

12/28	W	40-15	MINNESOTA	64,682
-------	---	-------	-----------	--------

### 1996 DIVISIONAL PLAYOFF

1/5/97	L	17-26	@ Carolina	72,808
--------	---	-------	------------	--------

### TEAM STATISTICS

	DALLAS	OPP
FIRST DOWNS	286	260
Rushing	105	89
Passing	163	144
Penalty	18	27
Third Down-Made/Att	89/213	73/212
Third Down Efficiency	41.8	34.4
Fourth Down-Made/Att	4/8	12/20
TOTAL NET YARDS	4,763	4,382
Avg. Per Game	297.7	273.9
Total Plays	981	958
Avg. Per Play	4.9	4.6
NET YARDS RUSHING	1,641	1,576
Avg. Per Game	102.6	98.5
Total Rushes	475	437
Avg. Per Rush	3.5	3.6
NET YARDS PASSING	3,122	2,806
Avg. Per Game	195.1	175.4
Sacked/Yards Lost	19/127	37/219
Gross Yards	3,249	3,025
Attempts/Completions	487/307	484/271
Pct. of Completions	63.0	56.0
Had Intercepted	14	19
PUNTS/AVERAGE	74/42.6	75/46.1
Net Punting Average	36.8	39.5
PUNT RET./AVG.	44/9.0	32/7.8
KICKOFF RET./AVG.	53/25.3	70/20.4
INT./AVG. RET.	19/8.8	14/17.9
PENALTIES/YARDS	103/832	94/717
FUMBLES/BALL LOST	24/15	26/14
TOUCHDOWNS	27	24
Rushing	14	10
Passing	12	10
Returns	1	4
EXTRA POINT/ATTEMPTS	26/27	20/24
Kicking Made-Attempts	24/25	20/20
Passing Made-Attempts	2/2	0/3
Rushing Made-Attempts	0/0	0/1
FIELD GOALS/ATTEMPTS	32/36	28/32
AVG TIME OF POSS.	30:53	29:07

RUSHING	ATT	YDS	AVG	LG	TD
E. Smith	327	1,204	3.7	42	12
Sh. Williams	69	269	3.9	27	0
Walker	10	83	8.3	39	1
Johnston	22	48	2.2	7	0
Aikman	35	42	1.2	10	1
K. Williams	4	11	2.8	9	0
Wilson	4	5	1.3	8	0
Sanders	3	2	0.7	3	0
Jett	1	-23	-23.0	-23	0
Cowboys	475	1,641	3.5	42	14
Opponents	437	1,576	3.6	37	10

RECEIVING	NO	YDS	AVG	LG	TD
Irvin	64	962	15.0	61	2
Bjornson	48	388	8.1	25	3
E. Smith	47	249	5.3	21	3
Johnston	43	278	6.5	23	1
Sanders	36	475	13.2	41	1
K. Williams	27	323	12.0	31	1
Martin	25	380	15.2	60	1
Walker	7	89	12.7	24	0
Sh. Williams	5	41	8.2	13	0
Armstrong	2	10	5.0	6	0
St. Williams	1	32	32.0	32	0
Mitchell	1	17	17.0	17	0
Ware	1	5	5.0	5	0
Cowboys	307	3,249	10.6	61	12
Opponents	271	3,025	11.2	52	10

INTERCEPTIONS	NO	YDS	AVG	LG	TD
K. Smith	5	45	9.0	24	0
Woodson	5	43	8.6	21	0
Teague	4	47	11.8	22	0
Harper	2	30	15.0	15	0
Sanders	2	3	1.5	2	0
Strickland	1	0	0.0	0	0
Cowboys	19	168	8.8	24	0
Opponents	14	250	17.9	104	1

PUNTING	NO	YDS	AVG	TB	IN20	LG	BL	NET
Jett	74	3,150	42.6	9	22	60	0	36.8
Cowboys	74	3,150	42.6	9	22	60	0	36.8
Opp.	75	3,459	46.1	5	23	67	0	39.5

PUNT RETURNS	NO	FC	YDS	AVG	LG	TD
Martin	41	10	373	9.1	22	0
K. Williams	2	0	17	8.5	9	0
Sanders	1	1	4	4.0	4	0
Cowboys	44	11	394	9.0	22	0
Opponents	32	23	249	7.8	52	0

KICKOFF RETURNS	NO	YDS	AVG	LG	TD
Walker	27	779	28.9	89	0
K. Williams	21	471	22.4	39	0
Marion	3	68	22.7	37	0
C. Williams	2	21	10.5	21	0
Cowboys	53	1,339	25.3	89	0
Opponents	70	1,431	20.4	50	0

PASSING	ATT	COMP	YDS	PCT	ATT	TD	INT	PCT
Aikman	465	296	3,126	63.7	6.7	12	2.6	13.8
Wilson	18	8	79	44.4	4.4	0	0.0	1.7
Garrett	3	3	44	100.0	14.7	0	0.0	0.0
Sh. Williams	1	0	0	0.0	0.0	0	0.0	0.0
Cowboys	487	307	3,249	63.0	6.7	12	2.5	14.2
Opponents	484	271	3,025	56.0	6.3	10	2.1	19.3

SCORE BY	1	2	3	4	OT	T
QUARTERS						
Cowboys	60	85	57	81	3	286
Opponents	52	80	51	67	0	250

FIELD GOALS	11-19	20-29	30-39	40-49	50-54
Boniol	1-1	13-13	12-13	5-7	1-2
Cowboys	1-1	13-13	12-13	5-7	1-2
Opponents	1-1	10-11	8-10	7-8	2-2

Boniol: (28,43M,28),(23,29),(52,40M,57M),
(36B),(46,30,21),(23),(49),(33,29,24),
(19,37),(26,29),(45,37,42,45,35,39,28),
(31,37),(1),(31),(23,36,35,29),(34)
Opponents: (31,35M,42,34),(1),(23,25,52,43),
(32),(46,29B),(49),(23,54,32,28,37),(26),
(30),(28),(32M),(45,46),(40B,21),
(33,28),(21,30),(46,29,18)

SCORING	TDR	TDP	TDR	2Pt	FG	PAT	S	TP
Boniol	0	0	0	0	32/36	24/25	0	120
E. Smith	12	3	0	0	0/0	0/0	0	90
Bjornson	0	3	0	1	0/0	0/0	0	20
Irvin	0	2	0	1	0/0	0/0	0	14
Sanders	0	1	1a	0	0/0	0/0	0	12
Aikman	1	0	0	0	0/0	0/0	0	6
Johnston	0	1	0	0	0/0	0/0	0	6
Martin	0	1	0	0	0/0	0/0	0	6
Walker	1	0	0	0	0/0	0/0	0	6
K. Williams	0	1	0	0	0/0	0/0	0	6
Cowboys	14	12	1	0	32/36	24/25	0	286
Opponents	10	10	4*	0	28/32	20/20	1	250

2-Pt Conversions: Cowboys 2-2 Opponents 0-4

a 22 fumble return vs. Indianapolis (9/15)

\* Cox 0 fumble recovery @ Chicago (9/2)  
Hall 32 int return @ Philadelphia (9/30)  
Vincent 90 int return vs. Philadelphia (11/3)  
Wooden 54 fumble return @ N.Y. Giants (11/24)  
Jett runs out of end zone @ Philadelphia (9/30)

### USUAL STARTERS

WR	Kevin Williams (9)	LE	Tony Tolbert
	Deion Sanders (3)	LT	Chad Hennings
LT	Mark Tunei	RT	Leon Lett
LG	Nate Newton	RE	Shante Carver (7)
C	Ray Donaldson	Charles Haley (5)	
RG	Larry Allen	Hurvin McCormack (8)	
RT	Erik Williams	LLB	Broderick Thomas (8)
TE	Eric Bjornson (10)		Randall Godfrey (6)
	Tyji Armstrong (5)	MLB	Fred Strickland
WR	Michael Irvin (11)	RLB	Darin Smith
	Deion Sanders (5)	LCB	Kevin Smith
QB	Troy Aikman	RCB	Deion Sanders
RB	Emmitt Smith	SS	Darren Woodson
FB	Daryl Johnston	FS	Brock Marion (10)
			George Teague (6)
K	Chris Boniol		
P	John Jett		Pro Bowlers in Bold
ST	Jim Schwartz		

	PCT	TD	INT	PCT	LG	SKS/YDS	RATING
Aikman	12	2.6	13.8	2.8	61	18/120	80.1
Wilson	0	0.0	1.7	5.6	20	1/7	34.3
Garrett	0	0.0	0.0	32	0/0	0/0	118.8
Sh. Williams	0	0.0	0.0	0	0/0	0/0	39.6
Cowboys	12	2.5	14	2.9	61	19/127	78.6
Opponents	10	2.1	19	3.9	52	37/219	65.3

# 1997 ★ DALLAS COWBOYS STATISTICS ★ 1997

STAFF PLAYERS 2022 SEASON RECORDS PLAYOFF RECORDS 1997 STATISTICS SIDELINES

## FOURTH PLACE, NFC EAST HEAD COACH: BARRY SWITZER

PRESEASON (2-2)		
Date	W/L	Score Opponent
8/3	L	27-34 OAKLAND
8/8	L	10-16 @ New England
8/15	W	34-31 ST. LOUIS
8/22	W	34-10 TENNESSEE
REGULAR SEASON (6-10)		
8/31	W	37-7 @ Pittsburgh
9/7	L	22-25 @ Arizona (OT)
9/15	W	21-20 PHILADELPHIA
9/21		- Bye -
9/28	W	27-3 CHICAGO
10/5	L	17-20 @ N.Y. Giants
10/13	L	16-21 @ Washington
10/19	W	26-22 JACKSONVILLE
10/26	L	12-13 @ Philadelphia
11/2	L	10-17 @ San Francisco
11/9	W	24-6 ARIZONA
11/16	W	17-14 WASHINGTON
11/23	L	17-45 @ Green Bay
11/27	L	14-27 TENNESSEE
12/8	L	13-23 CAROLINA
12/14	L	24-31 @ Cincinnati
12/21	L	7-20 N.Y. GIANTS

TEAM STATISTICS		DALLAS	OPP
FIRST DOWNS	.....	250	280
Rushing	.....	279	281
Rushing	.....	82	104
Passing	.....	170	139
Penalty	.....	27	38
Third Down-Made/Att	.....	83/229	89/233
Third Down Efficiency	.....	36.2	38.2
Fourth Down-Made/Att	.....	6/13	5/11
TOTAL NET YARDS	.....	4,778	4,516
Avg. Per Game	.....	298.6	282.3
Total Plays	.....	1,015	1,022
Avg. Per Play	.....	4.7	4.4
NET YARDS RUSHING	.....	1,637	1,994
Avg. Per Game	.....	102.3	124.6
Total Rushes	.....	423	511
Avg. Per Rush	.....	3.9	3.9
NET YARDS PASSING	.....	3,141	2,522
Avg. Per Game	.....	196.3	157.6
Sacked/Yards Lost	.....	39/313	38/195
Gross Yards	.....	3,454	2,717
Attempts/Completions	.....	553/314	473/253
Pct. of Completions	.....	56.8	53.5
Had Intercepted	.....	12	7
PUNTS/AVERAGE	.....	86/41.8	95/43.6
Net Punting Average	.....	35.4	36.1
PUNT RET./AVG	.....	46/11.1	40/9.1
KICKOFF RET./AVG	.....	63/24.1	65/18.0
INT./AVG. RET.	.....	7/18.6	12/17.6
PENALTIES/YARDS	.....	116/1,058	99/957
FUMBLE/BALL LOST	.....	23/11	27/12
TOUCHDOWNS	.....	29	36
Rushing	.....	6	12
Passing	.....	19	20
Returns	.....	4	4
EXTRA POINT/ATTEMPTS	.....	26/29	36/36
Kicking Made-Attempts	.....	24/24	34/34
Passing Made-Attempts	.....	2/5	2/2
Rushing Made-Attempts	.....	0/0	0/0
FIELD GOALS/ATTEMPTS	.....	34/38	20/27
AVG TIME OF POSS.	.....	29:53	30:07

	PASSING	ATT	COMP	YDS	PCT	AVG	PCT	PCT	TD	LG	SKS/YDS	RATING
Aikman	518	292	3,283	56.4	6.3	19	3.7	12	2.3	64	33/269	78.0
Wilson	21	12	115	57.1	5.5	0	0.0	0	0.0	32	4/26	72.5
Garrett	14	10	56	71.4	4.0	0	0.0	0	0.0	12	2/18	78.3
Cowboys	553	314	3,454	56.8	6.3	19	3.4	12	2.2	64	39/313	77.8
Opponents	473	253	2,717	53.5	5.7	20	4.2	7	1.5	61	38/195	78.5

RUSHING	ATT	YDS	AVG	LG	TD
E. Smith	261	1,074	4.1	44	4
Sh. Williams	121	468	3.9	18	2
Aikman	25	79	3.2	13	0
Walker	6	20	3.3	11	0
Miller	1	6	6.0	6	0
Johnston	2	3	1.5	3	0
Wilson	6	-2	-0.3	3	0
Sanders	1	-11	-11.0	-11	0
Cowboys	423	1,637	3.9	44	6
Opponents	511	1,994	3.9	31	12

RECEIVING	NO	YDS	AVG	LG	TD
Irvin	75	1,180	15.7	55	9
Bjornson	47	442	9.4	32	0
Miller	46	645	14.0	54	4
E. Smith	40	234	5.9	24	0
St. Williams	30	308	10.3	20	1
Sh. Williams	21	159	7.6	18	0
Johnston	18	166	9.2	21	1
LaFleur	18	122	6.8	17	2
Walker	14	149	10.6	64	2
B. Davis	3	33	11.0	12	0
Galbraith	2	16	8.0	11	0
Cowboys	314	3,454	11.0	64	19
Opponents	253	2,717	10.7	61	20

INTERCEPTIONS	NO	YDS	AVG	LG	TD
Sanders	2	81	40.5	50	1
Stoutmire	2	8	4.0	8	0
K. Smith	1	21	21.0	21	0
Woodson	1	14	14.0	14	0
Coakley	1	6	6.0	6	0
Cowboys	7	130	18.6	50	1
Opponents	12	211	17.6	61	1

PUNTING	NO	YDS	AVG	TB	INT	LG	BL	NET
Gowin	86	3,592	41.8	9	26	72	0	35.4
Cowboys	86	3,592	41.8	9	26	72	0	35.4
Opp.	95	4,142	43.6	10	27	66	0	36.0

PUNT RETURNS	NO	FC	YDS	AVG	LG	TD
Sanders	33	12	407	12.3	83	1
Mathis	11	2	91	8.3	45	0
St. Williams	2	0	14	7.0	14	0
Pittman	1	0	0	0.0	0	0
Cowboys	47	14	512	10.9	83	1
Opponents	40	19	365	9.1	37	0

KICKOFF RETURNS	NO	YDS	AVG	LG	TD
Walker	50	1,167	23.3	49	0
Marion	10	311	31.1	49	0
Galbraith	2	24	12.0	11	0
Sanders	1	18	18.0	18	0
Cowboys	63	1,520	24.1	49	0
Opponents	65	1,172	18.0	34	0

SCORE BY QUARTERS	1	2	3	4	OT	T
Cowboys	41	95	86	82	0	304
Opponents	64	71	86	90	3	314

FIELD GOALS	11-19	20-29	30-39	40-49	50+
Cunningham	1-1	16-16	9-9	7-10	1-1
Gowin	0-0	0-0	0-0	0-0	0-1
Cowboys	1-1	16-16	9-9	7-10	1-1
Opponents	2-2	8-8	4-6	6-9	0-2

Cunningham: (52,24,28),(24,47,37,34,28,40B), (46,48,25,23,22),(33,23),(38,40M,31,27), (19),(37,21),(26,24,35,43),(21),(23), (34,40,42),(29),(1),(43,32),(23),(44M)  
 Gowin: (1),(1),(0),(0),(0),(63M),(0),(0),(0),(0),(0),(0)  
 Opponents: (1),(20),(49,45M,44),(21),(47,22), (1),(52M,47M,29,37),(28),(46M,42,391M), (1),(34M,32),(28,19),(34,40,18),(42), (28,42,38M)

SCORING	TD	TDPT	DR	2PT	FG	PAT	S	TP
Cunningham	0	0	0	0	34/37	24/24	0	126
Irvin	0	9	0	0	0/0	0/0	0	54
E. Smith	4	0	0	1	0/0	0/0	0	26
Miller	0	4	0	0	0/0	0/0	0	24
LaFleur	0	2	0	0	0/0	0/0	0	12
Sanders	0	0	2a	0	0/0	0/0	0	12
Walker	0	2	0	0	0/0	0/0	0	12
Sh. Williams	2	0	0	0	0/0	0/0	0	12
Coakley	0	0	1b	0	0/0	0/0	0	6
Hennings	0	0	1c	0	0/0	0/0	0	6
Johnston	0	1	0	0	0/0	0/0	0	6
St. Williams	0	1	0	0	0/0	0/0	0	6
Bjornson	0	0	0	1	0/0	0/0	0	2
Gowin	0	0	0	0	0/1	0/0	0	0
Cowboys	6	19	4	2	34/38	24/24	0	304
Opponents	12	20	4*	2	20/27	34/34	0	314

2-PT Conversions: Cowboys 2-5; Opponents 2-2

- a 83 punt return vs. Chicago (9/28)
  - 50 int return @ Green Bay (11/23)
  - b 16 fumble return @ Washington (10/13)
  - c 4 fumble return @ Arizona (9/7)
- \* Thomas 37 fumble return vs. Phi (9/15)  
 Woolen 61 int return @ N.Y. Giants (10/5)  
 Sharper 34 fumble return @ Green Bay (11/23)  
 Robertson 42 fumble return vs. Ten (11/27)

USUAL STARTERS			
WR	Anthony Miller	LE	Tony Tolbert
LT	George Hegamin (7)	LT	Tony Casillas
	Mark Tuinei (6)	RT	Chad Hennings (8)
	Larry Allen (3)		Antonio Anderson (5)
LG	Nate Newton		Leon Lett (3)
C	Clay Shiver	RE	Shante Carver
RG	Larry Allen (13)	LLB	Randall Godfrey
	John Flannery (3)	MLB	Fred Strickland
RT	Erik Williams	MLB	Dexter Coakley
TE	Eric Bjornson	LCB	Kevin Smith
WR	Michael Irvin	RCB	Deion Sanders (13)
CB	Troy Aikman		Kevin Mathis (3)
WR	Ermitt Smith	SS	Darren Woodson
RB	Daryl Johnston (6)	FS	Brock Brannon
	Herschel Walker (6)		
	David LaFleur (3)	P	Toby Gowin
K	Richie Cunningham		Pro Bowlers in Bold

# 1998 ★ DALLAS COWBOYS STATISTICS ★ 1998

**FIRST PLACE, NFC EAST**  
**HEAD COACH: CHAN GAILEY**

PRESEASON (0-5)				
Date	W/L	Score	Opponent	Att.
8/1	L	19-20	SEATTLE	59,357
8/8	L	3-16	OAKLAND	61,048
8/17	L	3-21	N.E. @ Mex. City	106,424
8/22	L	14-22	@ St. Louis	56,461
8/27	L	20-42	@ Jacksonville	71,526
REGULAR SEASON (10-6)				
9/6	W	38-10	ARIZONA	63,602
9/13	L	23-42	@ Denver	75,013
9/21	W	31-7	@ N.Y. Giants	78,039
9/27	L	12-13	OAKLAND	63,544
10/4	W	31-10	@ Washington	72,284
10/11	W	27-20	CAROLINA	64,181
10/18	L	14-43	@ Chicago	59,201
10/25			- Bye	
11/2	W	34-0	@ Philadelphia	67,002
11/8	W	16-6	N.Y. GIANTS	64,316
11/15	W	35-28	@ Arizona	69,923
11/22	W	30-22	SEATTLE	64,142
11/26	L	36-46	MINNESOTA	64,366
12/6	L	3-22	@ New Orleans	65,065
12/13	L	17-20	@ Kansas City	77,697
12/20	W	13-9	PHILADELPHIA	62,722
12/27	W	23-7	WASHINGTON	63,565
1998 NFC WILD CARD GAME				
1/2/99	L	7-20	ARIZONA	62,969

TEAM STATISTICS		DALLAS	OPP
FIRST DOWNS		308	276
Rushing	125	84	
Passing	154	162	
Penalty	29	30	
Third Down-Made/Att	76/206	71/210	
Third Down Efficiency	36.9	33.8	
Fourth Down-Made/Att	8/12	5/20	
TOTAL NET YARDS	5,450	5,164	
Avg. Per Game	340.6	322.8	
Total Plays	992	988	
Avg. Per Play	5.5	5.2	
NET YARDS RUSHING	2,014	1,619	
Avg. Per Game	125.9	101.2	
Total Rushes	499	401	
Avg. Per Rush	4.0	4.0	
NET YARDS PASSING	3,436	3,545	
Avg. Per Game	214.8	221.6	
Sacked/Yards Lost	19/110	34/222	
Gross Yards	3,546	3,767	
Attempts/Completions	474/279	553/290	
Pct. of Completions	58.9	52.4	
Had Intercepted	8	14	
PUNTS/AVERAGE	78/42.8	85/42.4	
Net Punting Average	36.6	35.0	
PUNT RET./AVG.	39/12.6	34/6.2	
KICKOFF RET./AVG.	51/23.4	69/18.5	
INT./AVG. RET.	14/17.9	8/15.1	
PENALTIES/YARDS	128/1,106	120/917	
FUMBLES/BALL LOST	18/7	23/12	
TOUCHDOWNS	42	32	
Rushing	21	10	
Passing	17	21	
Returns	4	1	
EXTRA POINT/ATTEMPTS	40/42	31/32	
Kicking Made-Attempts	40/40	29/30	
Passing Made-Attempts	0/2	1/1	
Rushing Made-Attempts	0/0	1/1	
FIELD GOALS/ATTEMPTS	29/35	16/19	
AVG TIME OF POSS.	31:50	28:10	

RUSHING	ATT	YDS	AVG	LG	TD
E. Smith	319	1,332	4.2	32	13
Warren	59	291	4.9	49	4
S. Williams	64	220	3.4	24	1
Aikman	22	69	3.1	23	2
Gowin	1	33	33.0	33	0
Johnston	8	17	2.1	6	0
B. Davis	4	15	3.8	8	0
Garrett	11	14	1.3	5	0
Ogden	1	12	12.0	12	0
Mills	3	9	3.0	5	0
Bjornson	1	7	7.0	7	1
Irvin	1	1	1.0	1	0
Quinn	5	-6	-1.2	-1	0
Cowboys	499	2,014	4.0	49	21
Opponents	401	1,619	4.0	63	10

RECEIVING	NO	YDS	AVG	LG	TD
Irvin	74	1,057	14.3	51	1
B. Davis	39	691	17.7	80	3
Mills	28	479	17.1	43	4
E. Smith	27	175	6.5	24	2
LaFleur	20	176	8.8	24	2
Jeffers	18	330	18.3	67	2
Johnston	18	60	3.3	9	1
Bjornson	15	218	14.5	43	1
Warren	13	66	5.1	15	0
S. Williams	11	104	9.5	30	0
Ogden	8	63	7.9	12	0
Sanders	7	100	14.3	55	0
Clay	1	27	27.0	27	0
Cowboys	279	3,546	12.7	80	17
Opponents	290	3,767	13.0	89	21

INTERCEPTIONS	NO	YDS	AVG	LG	TD
Sanders	5	153	30.6	71	1
K. Smith	2	31	15.5	22	0
Mathis	2	0	0.0	0	0
Wheaton	1	41	41.0	41	0
Coakley	1	18	18.0	18	0
Reese	1	6	6.0	6	0
Woodson	1	1	1.0	1	0
Godfrey	1	0	0.0	0	0
Cowboys	14	250	17.9	71	1
Opponents	8	121	15.1	30	1

PUNTING	NO	YDS	AVG	TB	IN20	LG	BL	NET
Gowin	77	3,342	43.4	14	65	1	36.6	
Cowboys	78	3,342	42.8	14	31	65	1	36.6
Opp.	85	3,604	42.4	7	22	65	0	35.0

PUNT RETURNS	NO	FC	YDS	AVG	LG	TD
Sanders	24	8	375	15.6	69	2
Hughes	10	3	93	9.3	35	0
Warren	2	1	11	5.5	6	0
Mathis	2	1	3	1.5	5	0
K. Smith	1	0	11	11.0	11	0
Cowboys	39	13	493	12.6	69	2
Opponents	34	13	210	6.2	18	0

KICKOFF RETURNS	NO	YDS	AVG	LG	TD
Mathis	25	621	24.8	42	0
Hughes	11	274	24.9	36	0
Warren	5	90	18.0	23	0
S. Williams	4	103	25.8	40	0
Ogden	3	65	21.7	28	0
Sanders	1	16	16.0	16	0
LaFleur	1	12	12.0	12	0
B. Davis	1	10	10.0	10	0
Cowboys	51	1,191	23.4	42	0
Opponents	69	1,274	18.5	44	0

PASSING	ATT	COMP	YDS	PCT	AVG	PCT	PCT	PCT	LG	SKS/YDS	RATING
	TD	INT	TD	INT	TD	INT	TD	INT			
Aikman	315	187	2,330	59.4	7.4	12	3.8	5	1.6	67/1	88.5
Garrett	158	91	1,206	57.6	7.6	5	3.2	3	1.9	80/1	84.5
Quinn	1	1	10	100.0	10.0	0	0.0	0	0.0	0/0	108.3
Cowboys	474	279	3,546	58.9	7.5	17	3.6	8	1.7	80/1	87.2
Opponents	553	290	3,767	52.4	6.8	21	3.8	14	2.5	89/1	76.3

SCORE BY	1	2	3	4	OT	T
QUARTERS						
Cowboys	72	124	80	105	-	381
Opponents	77	82	66	50	-	275

FIELD GOALS	11-19	20-29	30-39	40-49	50+
Cunningham	1-1	9-9	8-11	10-11	1-3
Cowboys	1-1	9-9	8-11	10-11	1-3
Opponents	0-0	6-6	5-5	3-6	2-2

Cunningham: (25), (30,54,26), (40,38M), (40,37M), (42), (27,55M,38), (23,23), (33,25), (37,38M,40,19), (47,44,28), (30,46,47), (33), (32), (51M,42,41), (49M,34,23,26)

Opponents: (22), (1), (1), (30,48M,38), (31), (1), (22, 29), (1), (32,23), (40B), (1), (45), (53, 53), (24,43), (21,48M,41,39), (1)

SCORING	TDR	TD	TDPR2	2Pt	FG	PAT	S	TP
Cunningham	0	0	0	0	0	29/35	40/40	0 127
E. Smith	13	2	0	0	0/0	0/0	0	90
Warren	4	1	0	0	0/0	0/0	0	30
Mills	0	4	0	0	0/0	0/0	0	24
B. Davis	0	3	0	0	0/0	0/0	0	18
Sanders	0	0	3a	0	0/0	0/0	0	18
Aikman	2	0	0	0	0/0	0/0	0	12
Bjornson	1	1	0	0	0/0	0/0	0	12
Jeffers	0	2	0	0	0/0	0/0	0	12
LaFleur	0	2	0	0	0/0	0/0	0	12
Wheaton	0	0	1b	0	0/0	0/0	1+	8
Irvin	0	1	0	0	0/0	0/0	0	6
Johnston	0	1	0	0	0/0	0/0	0	6
S. Williams	1	0	0	0	0/0	0/0	0	6
Cowboys	21	17	4	0	39/35	40/40	1	381
Opponents	10	21	1*	2	16/19	29/30	1	275

2-PT Conversions: Cowboys 0-2; Opponents 2-2

a 59 punt return @ N.Y. Giants (9/21)  
71 int return @ N.Y. Giants (9/21)  
69 punt return @ Philadelphia (11/2)  
b 15 fumble return vs. Arizona (9/6)  
+ Aruzag tackled in end zone vs. Oakland (9/27)

\* Adams 25 int return vs. Seattle (11/22)  
# Aikman grounding in end zone @ NO (12/6)

**USUAL STARTERS**

WR	Billy Davis	LE	Kavika Pittman
LT	Larry Allen	LT	Leon Lett
LG	Nate Newton	RT	Chad Hennings
C	Clay Shiver (9)	RE	Greg Ellis
	Michael Kiselak (7)	LLB	Randall Godfrey
RG	Flozell Adams (10)	MLB	Fred Strickland
	Everett McIver (6)	RLB	Dexter Coakley
RT	Erik Williams	LCB	Kevin Smith (12)
TE	David LaFleur		Kevin Mathis (4)
WR	Michael Irvin	RCB	Deion Sanders (11)
QB	Troy Aikman (11)		Charlie Williams (3)
	Jason Garrett (5)	SS	Darren Woodson
RB	Emmitt Smith	FS	Omar Stoutmore (12)
FB	Daryl Johnston		George Teague (4)

K Richie Cunningham **Pro Bowlers in Bold**  
P Toby Gowin



## 2000 ★ DALLAS COWBOYS STATISTICS ★ 2000

FOURTH PLACE, NFC EAST HEAD COACH: DAVE CAMPO				
PRESEASON (0-5)				
Date	W/L	Score	Opponent	Att.
7/30	L	10-38	PITTSBURGH	56,391
8/5	L	9-20	Atlanta @ Tokyo	42,178
8/13	L	20-21	OAKLAND	56,878
8/19	L	23-36	@ Denver	76,632
8/24	L	17-24	ST. LOUIS	57,261
REGULAR SEASON (5-11)				
9/3	L	14-41	PHILADELPHIA	62,872
9/10	L	31-32	@ Arizona	66,009
9/18	W	27-21	@ Washington	84,431
9/24	L	24-41	SAN FRANCISCO	64,127
10/1	W	16-13	@ Carolina (OT)	73,310
10/8			- Bye -	
10/15	L	14-19	@ N.Y. Giants	78,189
10/22	W	48-7	ARIZONA	62,981
10/29	L	17-23	JACKS'VL (OT)	63,554
11/5	L	13-16	@ Philadelphia (OT)	65,636
11/12	W	23-6	CINCINNATI	62,170
11/19	L	0-27	@ Baltimore	69,416
11/23	L	15-27	MINNESOTA	63,878
12/3	L	7-27	@ Tampa Bay	65,621
12/10	W	32-13	WASHINGTON	63,467
12/17	L	13-17	N.Y. GIANTS	61,311
12/25	L	0-31	@ Tennessee	68,498

TEAM STATISTICS			DALLAS	OPP
FIRST DOWNS	276	309		
Rushing	116	137		
Passing	128	145		
Penalty	32	27		
Third Down-Made/Att	70/195	84/208		
Third Down Efficiency	35.9	40.4		
Fourth Down-Made/Att	10/18	8/18		
TOTAL NET YARDS	4,475	5,329		
Avg. Per Game	279.7	333.1		
Total Plays	943	1,021		
Avg. Per Play	4.7	5.2		
NET YARDS RUSHING	1,953	2,636		
Avg. Per Game	122.1	164.8		
Total Rushes	463	538		
Avg. Per Rush	4.2	4.9		
NET YARDS PASSING	2,522	2,693		
Avg. Per Game	157.6	169.3		
Sacked/Yards Lost	35/249	26/189		
Gross Yards	2,771	2,882		
Att./Completions	445/255	458/277		
Completion Pct.	57.3	60.5		
Had Intercepted	21	16		
PUNTS/AVERAGE	68/41.9	70/40.5		
Net Punting Avg.	35.4	33.3		
PENALTIES/YARDS	108/963	108/999		
FUMBLES/BALL LOST	31/18	23/9		
TOUCHDOWNS	31	41		
Rushing	15	17		
Passing	14	20		
Returning	2	4		
EXTRA POINT/ATTEMPTS	29/31	37/40		
Kicking Made-Attempts	27/27	37/37		
Passing Made-Attempts	2/3	0/1		
Rushing Made-Attempts	0/1	0/2		
FIELD GOALS/ATTEMPTS	25/33	26/31		
AVG TIME OF POSS.	28:40	31:20		

PASSING	ATT	COMP	YDS	PCT	AVG	PCT	PCT	INT	LG	SKS/YDS	RATING	
Aikman	262	156	1,632	59.5	6.2	7	2.7	14	5.3	48	13/91	64.3
Cunningham	125	74	849	59.2	6.8	6	4.8	4	3.2	76t	8/45	82.4
Wright	53	22	237	41.5	4.5	0	0.0	3	5.7	46	12/92	31.7
Stoerner	5	3	53	60.0	10.6	1	20.0	0	0.0	29	2/21	135.8
Cowboys	445	255	2,771	57.3	6.2	14	3.1	21	4.7	76t	35/249	66.6
Opponents	458	277	2,882	60.5	6.3	20	4.4	16	3.5	68t	26/189	78.7

RUSHING	ATT	YDS	AVG	LG	TD
E. Smith	294	1,203	4.1	52	9
Warren	59	254	4.3	32t	2
Cunningham	23	89	3.9	19	1
Wiley	24	88	3.7	11	0
Ismail	8	73	9.1	37	0
Thomas	15	51	3.4	9	0
McGarity	6	49	8.2	22t	1
Tucker	4	42	10.5	17t	1
Wright	12	36	3.0	19	0
T. Hambrick	6	28	4.7	13	0
Coakley	1	26	26.0	26	0
Aikman	10	13	1.3	5	0
Seder	1	1	1.0	1t	1
Cowboys	463	1,953	4.2	52	15
Opponents	538	2,636	4.9	70t	17

RECEIVING	NO	YDS	AVG	LG	TD
McKnight	52	926	17.8	48	2
Harris	39	306	7.8	21	5
Warren	31	302	9.7	76t	1
Ismail	25	350	14.0	44	1
McGarity	25	250	10.0	25	0
Thomas	23	117	5.1	14	2
Wiley	14	72	5.1	15t	1
Tucker	13	126	9.7	18	0
LaFleur	12	109	9.1	19	1
E. Smith	11	79	7.2	19	0
Galloway	4	62	15.5	22	1
Hodge	4	60	15.0	20	0
Brazzell	2	12	6.0	10	0
Cowboys	255	2,771	10.9	76t	14
Opponents	277	2,882	10.4	68t	19

INTERCEPTIONS	NO	YDS	AVG	LG	TD			
Sparks	5	59	11.8	43	0			
Reese	2	60	30.0	46	0			
Nguyen	2	31	15.5	24	0			
Woodson	2	12	6.0	12	0			
McNeil	2	4	2.0	4	0			
Wortham	2	1	0.5	1	0			
C. Williams	1	0	0.0	0	0			
Cowboys	16	167	10.4	46	0			
Opponents	21	179	8.5	42	3			
PUNTING	NO	YDS	AVG	TB	IN20	LG	BL	NET
Kuntz	58	2,485	42.8	8	12	60	0	35.8
Cantrell	10	367	36.7	0	3	40	0	33.3
Cowboys	68	2,852	41.9	8	15	60	0	35.4
Opp.	70	2,838	40.5	7	22	63	0	33.3

PUNT RETURNS	NO	FC	YDS	AVG	LG	TD
McGarity	30	9	353	11.8	64t	2
Tucker	4	5	9	2.3	8	0
Galloway	1	0	2	2.0	2	0
Cowboys	35	14	364	10.4	64t	2
Opponents	29	18	282	9.7	54	0
KICKOFF RETURNS	NO	YDS	AVG	LG	TD	
Tucker	51	1,099	21.5	90	0	
Wiley	13	303	23.3	38	0	
LaFleur	2	21	10.5	13	0	
Santiago	1	13	13.0	13	0	
Goodrich	1	12	12.0	12	0	
Noble	1	8	8.0	8	0	
Larimore	0	0	0.0	0	0	
Cowboys	69	1,456	21.1	90	0	
Opponents	56	1,205	21.5	42	0	

SCORE BY	1	2	3	4	OT	T
QUARTERS						
Cowboys	51	92	73	75	3	294
Opponents	61	101	84	106	9	361

FIELD GOALS	11-19	20-29	30-39	40-49	50+
Seder	2-2	5-6	9-11	9-13	0-1
Cowboys	2-2	5-6	9-11	9-13	0-1
Opponents	2-2	9-9	9-9	4-9	2-2

Seder: (34,38),(44),(32,38),(40),(27,45M,24),(32,23),(19),(48,27),(39M,44M,43,35,42,5 1M), (46M),(37,26M,43,36),(34M), (33,19,47M,20,43),(47,43),(0)

Opponents: (33,37),(19,54,35,51),(0),(38,47), (39,23), (24,20),(0),(42,49B),(40M,34,34,32), (22,37),(25,47M,19),(49,29),(28,25),(0), (45B,40M,44),(21)

SCORING	TDR	TDPTDR	2Pt	FG	PAT	S	TP
Seder	1	0	0	0	25/33	27/27	0 108
E. Smith	9	0	0	0	0/0	0/0	0 54
Harris	0	5	0	0	0/0	0/0	0 32
McGarity	1	0	2a	0	0/0	0/0	0 18
Warren	2	1	0	0	0/0	0/0	0 18
McKnight	0	2	0	0	0/0	0/0	0 12
Thomas	0	2	0	0	0/0	0/0	0 12
Ismail	0	1	0	0	0/0	0/0	0 8
Cunningham	1	0	0	0	0/0	0/0	0 6
Galloway	0	1	0	0	0/0	0/0	0 6
LaFleur	0	1	0	0	0/0	0/0	0 6
Tucker	1	0	0	0	0/0	0/0	0 6
Wiley	0	1	0	0	0/0	0/0	0 6
Reese	0	0	0	0	0/0	0/0	1# 2
Cowboys	15	14	2	25/33	27/27	1	294
Opponents	17	20	4*	26/31	37/37	0	361

2-Pt Conversions: Cowboys 2-4; Opponents 0-3

- a 64 punt return @ Arizona (9/10)
- 59 punt return vs. Arizona (10/22)
- # Tackled punter in end zone @ Carolina (10/1)

- \* Trotter 27 int. return vs. Philadelphia (9/3)
- Kelly 9 int. return @ Tampa Bay (12/3)
- Ford 30 fumble return @ Tennessee (12/25)
- Bulluck 8 int. return @ Tennessee (12/25)

USUAL STARTERS			
WR	Raghib Ismail (9)	LE	Greg Ellis
	Jason Tucker (7)	LT	Chad Hennings (8)
LT	Flozell Adams	LLB	Brandon Noble (8)
LG	Larry Allen	RT	Leon Lett (7)
C	Mark Stepanoski (11)	Michael Myers (7)	
	Ben Fricke (5)	RE	Alonzo Spellman
RG	Solomon Page	LLB	Darren Hambrick
RT	Erik Williams	MLB	Baron Wortham (11)
TE	David LaFleur (10)	Dat Nguyen (5)	
	James Harris (6)	RLB	Dexter Coakley
WR	Jackie McNight	LCB	Philippi Sparks (11)
QB	Troy Aikman (11)		Kareem Larimore (4)
	Randal Cunningham (3)	RCB	Ryan McNeil
RB	Ernmitt Smith	SS	Darren Woodson (11)
FB	Robert Thomas		Greg Myers (5)
		FS	George Teague (9)
			Izell Reese (7)
K	Tim Seder		
P	Micah Knorr		<b>Pro Bowlers in Bold</b>

# 2001 ★ DALLAS COWBOYS STATISTICS ★ 2001

STAFF PLAYERS 2022 SEASON RECORDS PLAYOFF RECORDS 2001 STATISTICS SIDELINES

## FIFTH PLACE, NFC EAST HEAD COACH: DAVE CAMPO

### PRESEASON (2-3)

Date	W/L	Score	Opponent	Att.
8/4	L	14-21	@ Oakland	37,978
8/11	L	6-20	DENVER	46,883
8/18	L	10-16	@ New Orleans	53,249
8/27	W	21-6	Oak. @ Mexico City	88,309
8/30	W	27-17	JACKSONVILLE	35,228

### REGULAR SEASON (5-11)

9/9	L	6-10	TAMPA BAY	61,521
9/23	L	21-32	SAN DIEGO	63,400
9/30	L	18-40	@ Philadelphia	66,621
10/7	L	21-28	@ Oakland	61,535
10/15	W	9-7	WASHINGTON	63,941
10/21			- Bye -	
10/28	W	17-3	ARIZONA	63,114
11/4	L	24-27	@ N.Y. Giants (OT)	78,673
11/11	L	13-20	@ Atlanta	69,010
11/18	L	3-36	PHILADELPHIA	63,204
11/22	L	24-26	DENVER	64,104
12/2	W	20-14	@ Washington	85,112
12/9	W	20-13	N.Y. GIANTS	61,821
12/16	L	3-29	@ Seattle	63,366
12/23	L	10-17	@ Arizona	48,883
12/30	W	27-21	SAN FRANCISCO	64,366
1/6/02	L	10-15	@ Detroit	77,512

### TEAM STATISTICS

	DALLAS	OPP
FIRST DOWNS	247	272
Rushing	114	90
Passing	110	160
Penalty	23	22
Third Down-Made/Att	71/215	76/214
Third Down Efficiency	33.0	35.5
Fourth Down-Made/Att	4/16	8/15
TOTAL NET YARDS	4,402	4,599
Avg. Per Game	275.1	287.4
Total Plays	952	985
Avg. Per Play	4.6	4.7
NET YARDS RUSHING	2,184	1,710
Avg. Per Game	136.5	106.9
Total Rushes	505	472
Avg. Per Rush	4.3	3.6
NET YARDS PASSING	2,218	2,889
Avg. Per Game	136.6	180.6
Sacked/Yards Lost	34/190	24/130
Gross Yards	2,408	3,019
Att./Completions	413/210	489/287
Completion Pct.	50.8	58.7
Had Intercepted	20	9
PUNTS/AVERAGE	81/38.7	79/41.7
Net Punting Avg.	31.1	34.5
PUNT RET./AVG.	41/12.0	38/13.0
KICKOFF RET./AVG.	64/23.1	54/21.6
INT./AVG. RET.	9/21.2	20/17.2
PENALTIES/YARDS	92/744	69/634
FUMBLE/BALL LOST	25/14	29/16
TOUCHDOWNS	26	37
Rushing	8	12
Passing	14	20
Returns	4	5
EXTRA POINT/ATTEMPTS	24/26	33/37
Kicking Made-Attempts	24/24	33/34
Passing Made-Attempts	0/2	0/3
Rushing Made-Attempts	0/0	0/0
FIELD GOALS/ATTEMPTS	22/33	27/36
AVG TIME OF POSS.	30:13	29:47

	ATT	COMP	YDS	PCT	ATT	PCT	PCT	LG	SKS/YDS	RATING
Carter	176	90	1,072	51.1	6.1	5	2.8	7	4.0	64/125/6
Wright	98	48	529	49.0	5.4	5	5.1	5	5.1	80/5/30
Leaf	88	45	494	51.1	5.6	1	1.1	3	3.4	38/12/82
Stoerner	49	26	314	53.1	6.4	3	6.1	5	10.2	28/5/22
Galloway	1	1	-100.0	-1.0	0	0	0.0	0	0.0	-1/0/0
Knorr	1	0	0	0.0	0	0	0.0	0	0.0	0/0/0
Cowboys	413	210	2,408	50.8	5.8	14	3.4	20	4.8	80/34/190
Opponents	489	287	3,019	58.7	6.2	20	4.1	9	1.8	78/24/130

RUSHING	ATT	YDS	AVG	LG	TD
E. Smith	261	1,021	3.9	44	3
T. Hambrick	113	579	5.1	80	2
Wiley	34	247	7.3	58	0
Carter	45	150	3.3	17	1
Wright	17	57	3.4	12	0
Thomas	6	40	6.7	24	0
Galloway	3	32	10.7	16	0
Ismail	8	31	3.9	11	0
Stoerner	9	27	3.0	13	1
Seder	1	8	8.0	8	1
Chiaverini	1	3	3.0	3	0
Knorr	1	0	0.0	0	0
Taylor	1	0	0.0	0	0
Swinton	1	-4	-4.0	-4	0
Leaf	4	-7	-1.8	0	0
Cowboys	505	2,184	4.3	80	8
Opponents	472	1,710	3.6	48	12

RECEIVING	NO	YDS	AVG	LG	TD
Ismail	53	834	15.7	80	2
Galloway	52	699	13.4	47	3
E. Smith	17	116	6.8	22	0
Wiley	16	99	6.2	17	1
Harris	15	141	9.4	28	2
Lucky	13	96	7.4	16	1
Chiaverini	10	107	10.7	21	2
Huggins	8	36	4.5	10	0
Swinton	7	117	16.7	45	1
McGarity	6	45	7.5	11	1
Harris	5	19	3.8	6	1
Hambrick	4	62	15.5	27	0
Rambo	3	28	9.3	14	0
Witherspoon	1	9	9.0	9	0
Cowboys	210	2,408	11.5	80	14
Opponents	287	3,019	10.5	78	20

INTERCEPTIONS	NO	YDS	AVG	LG	TD
Woodson	3	11	3.7	6	0
Coakley	2	39	19.5	29	2
Hawthorne	2	28	14.0	22	0
Edwards	1	71	71.0	71	1
Reese	1	42	42.0	42	0
Cowboys	9	191	21.2	71	3
Opponents	20	344	17.2	50	4

PUNTING	NO	YDS	AVG	TB	IN20	LG	BL	NET
Knorr	78	3,135	40.2	6	25	57	3	31.1
Cowboys	81	3,135	38.7	6	25	57	3	31.1
Opponents	79	3,298	41.7	4	29	62	0	34.4

PUNT RETURNS	NO	FC	YDS	AVG	LG	TD
Swinton	31	8	414	13.4	65	1
McGarity	6	2	38	6.3	17	0
Rambo	2	0	15	7.5	13	0
Ismail	1	3	20	20.0	20	0
Galloway	1	0	6	6.0	6	0
Cowboys	41	13	493	12.0	65	1
Opponents	38	18	493	13.0	74	0

KICKOFF RETURNS	NO	YDS	AVG	LG	TD
Swinton	56	1,327	23.7	77	0
Wiley	4	90	22.5	40	0
Rambo	2	30	15.0	19	0
Larrimore	1	22	22.0	22	0
Evans	1	7	7.0	7	0
Cowboys	64	1,476	23.1	77	0
Opponents	54	1,164	21.6	61	0

SCORE BY QUARTERS	1	2	3	4	OT	T
Cowboys	38	81	45	82	0	246
Opponents	60	131	54	90	3	338

FIELD GOALS	11-9	20-29	30-39	40-49	50+
Seder	0-0	5-5	3-5	3-6	0-1
Hilbert	0-0	3-3	6-6	2-7	0-0
Cowboys	0-0	8-8	9-11	5-13	0-1
Opponents	2-2	10-10	6-8	8-11	1-5

Seder: (22,46),(0),(41,43),(34B,41B), (41M,28,52M,39,26),(31),(22,47M,34M), (28,39),(0),(0),(0),(0),(0),(0)

Hilbert: (0),(0),(0),(0),(0),(0),(47B,41M,30),(43), (44M, 38,39),(38,41,48M),(37),(27,41M), (22,20),(33)

Opponents: (39,52M),(22,24,23,41M,43),(40,19), (1,44M),(27),(40,59M,42),(31,36M,19), (24,46,26,28,30),(24,50,48,28),(1),(35,41), (22,37),(34,35M),(46M),(51M,51M,47)

SCORING	TDR	TDPTDR	2PT	FG	PAT	S	TP
Seder	1	0	0	0	11/17	12/12	0
Hilbert	0	0	0	0	11/15	12/12	0
Galloway	0	3	0	0	0/0	0/0	18
Smith	3	0	0	0	0/0	0/0	18
Chiaverini	0	2	0	0	0/0	0/0	12
Coakley	0	0	2a	0	0/0	0/0	12
Hambrick	2	0	0	0	0/0	0/0	12
Harris	0	2	0	0	0/0	0/0	12
Ismail	0	2	0	0	0/0	0/0	12
Swinton	0	1	1c	0	0/0	0/0	12
Carter	1	0	0	0	0/0	0/0	6
Edwards	0	0	1b	0	0/0	0/0	6
Lucky	0	1	0	0	0/0	0/0	6
McGarity	0	1	0	0	0/0	0/0	6
Stoerner	1	0	0	0	0/0	0/0	6
Thomas	0	1	0	0	0/0	0/0	6
Wiley	0	1	0	0	0/0	0/0	6
Cowboys	8	14	4	0	22/33	24/24	0
Opponents	12	20	5*	0	27/36	33/34	1

2-PT Conversions: Cowboys 0-2; Opponents 0-3

- a 10 int return vs. Arizona (10/28)
- 29 int return @ N.Y. Giants (11/4)
- b 71 int return @ N.Y. Giants (11/4)
- c 65 punt return vs. Denver (11/22)

- \* Moore 10 fumble return @ Philadelphia (9/30)
- Trotter 50 int. return vs. Philadelphia (11/18)
- Hampton 33 int. return vs. Philadelphia (11/18)
- Charlton 38 int return @ Seattle (12/16)
- McKinnon 24 int return @ Arizona (12/23)

A Swinton fumble punt out of end zone @ Sea (12/16)

USUAL STARTERS			
WR	Raghib Ismail	LE	Greg Ellis
LT	Flozell Adams	NT	Brandon Noble
LG	Larry Allen	DE	Mike Myers
LC	Mark Stepnoski	RE	Peppi Zeller
RG	Kevin Garmon	MLB	Dexter Coakley
RT	Solomon Page	OLB	Dat Nguyen
TE	Jackie Harris (12)	SLB	Marks Steele (10)
	Mike Luckie (4)		Darren Hambrick (5)
WR	Joey Galloway	RCB	Mario Edwards
QB	Quincy Carter (8)	LCB	Duane Hawthorne (11)
	Ryan Leaf (3)		Izell Reese (3)
	Anthony Wright (3)	SS	Darren Woodson
	Clint Stoerner (2)	FS	George Teague
RB	Emmitt Smith		
FB	Troy Hambrick (9)	P	Micah Knorr
	Robert Thomas (5)		
			<b>Pro Bowlers in Bold</b>
K	Jon Hilbert (8)		
	Tim Seder (8)		

# 2002 ★ DALLAS COWBOYS STATISTICS ★ 2002

## FOURTH PLACE, NFC EAST HEAD COACH: DAVE CAMPO

### PRESEASON (3-1)

Date	W/L	Score	Opponent	Att.
8/9	W	20-6	OAKLAND	61,836
8/17	W	19-16	@ Carolina	72,624
8/24	L	19-21	ATLANTA	62,942
8/29	W	28-25	@ Jacksonville	48,809

### REGULAR SEASON (5-11)

Date	W/L	Score	Opponent	Att.
9/8	L	10-19	@ Houston	69,604
9/15	W	21-13	TENNESSEE	62,527
9/22	L	13-44	@ Philadelphia	65,537
9/29	W	13-10	@ St. Louis	66,165
10/6	L	17-21	N.Y. GIANTS	63,447
10/13	W	14-13	CAROLINA	61,773
10/20	L	6-9	@ Arizona (OT)	59,702
10/27	L	14-17	SEATTLE	63,854
11/3	L	7-9	@ Detroit	61,789
11/10			- Bye -	
11/17	L	3-20	@ Indianapolis	57,057
11/24	W	21-19	JACKSONVILLE	62,204
11/28	W	27-20	WASHINGTON	63,606
12/8	L	27-31	SAN FRANCISCO	64,097
12/15	L	7-37	@ N.Y. Giants	78,698
12/21	L	3-27	PHILADELPHIA	63,209
12/29	L	14-20	@ Washington	84,142

### TEAM STATISTICS

	DALLAS	OPP
FIRST DOWNS	237	291
Rushing	87	90
Passing	129	178
Penalty	21	23
Third Down-Made/Att.	50/206	92/246
Third Down Efficiency	24.0%	37.4%
Fourth Down-Made/Att.	4/12	9/11
TOTAL NET YARDS	4,375	5,267
Avg. Per Game	273.4	329.2
Total Plays	948	1,079
Avg. Per Play	4.6	4.9
NET YARDS RUSHING	1,754	1,818
Avg. Per Game	109.6	113.6
Total Rushes	423	481
Avg. Per Rush	4.1	3.8
NET YARDS PASSING	2,621	3,449
Avg. Per Game	163.8	215.6
Sacked/Yards Lost	54/399	24/137
Grid Yards	3,020	3,586
Attempts/Completions	471/252	574/334
Pct. of Completions	53.5	58.2
Had Intercepted	16	19
PUNTS/AVERAGE	113/40.4	94/41.4
Net Punting Average	33.0	36.0
PUNT RET./AVG.	39/8.3	58/11.0
KICKOFF RET./AVG.	68/22.4	48/22.8
INT./AVG. RET.	19/11.9	16/15.8
PENALTIES/YARDS	105/974	119/919
FUMBLES/BALL LOST	33/18	23/11
TOUCHDOWNS	26	35
Rushing	7	10
Passing	14	22
Returns	5	3
EXTRA POINTS/ATTEMPTS	25/26	34/35
TWO POINT CONV./ATTS.	0/0	0/0
FIELD GOALS/ATTEMPTS	12/19	27/38
AVG. TIME OF POSS.	28:04	31:56

RUSHING	ATT	YDS	AVG	LG	TD
E. Smith	254	975	3.8	30t	5
Hambrick	79	317	4.0	18	1
Wiley	22	168	7.6	48t	1
Carter	27	91	3.4	16	0
Hutchinson	18	74	4.1	18	0
Bryant	6	40	6.7	24	0
Galloway	4	31	7.8	21	0
Thomas	10	31	3.1	14	0
Swinton	1	23	23.0	23	0
D. Scott	1	14	14.0	14	0
Knorr	1	-10	-10.0	-10	0
Cowboys	423	1,754	4.1	48t	7
Opponents	481	1,818	3.8	60	10

RECEIVING	NO	YDS	AVG	LG	TD
Galloway	61	908	14.9	80t	6
Bryant	44	733	16.7	78t	6
McGee	23	294	12.8	58	1
D. Scott	22	218	9.9	17t	1
Hambrick	21	99	4.7	14	0
Whalen	17	152	8.9	33	0
Smith	16	89	5.6	17	0
Rambo	14	211	15.1	47	0
Wiley	13	144	11.1	31	0
Thomas	12	80	6.7	23	0
Swinton	7	63	9.0	16	0
Lucky	1	22	22.0	22	0
McKie	1	7	7.0	7	0
Cowboys	252	3,020	12.0	80t	14
Opponents	334	3,586	10.7	65t	22

INTERCEPTIONS	NO	YDS	AVG	LG	TD
Ro. Williams	5	90	18.0	85t	2
Ross	5	17	3.4	12	0
Edwards	2	29	14.5	29	0
Coakley	1	52	52.0	52t	1
Hunter	1	16	16.0	16	0
Hawthorne	1	15	15.0	15	0
Glover	1	7	7.0	7	0
Woodson	1	1	1.0	1	0
Ellis	1	0	0.0	0	0
Dixon	1	0	0.0	0	0
Cowboys	19	227	11.9	85t	3
Opponents	16	252	15.8	80t	1

PUNTING	NO	YDS	AVG	TB	IN20	LG	BL	NET
Filipovic	65	2,640	40.6	6	14	60	1	31.5
Knorr	47	1,928	41.0	4	11	56	0	35.1
Cowboys	113	4,568	40.4	10	25	60	1	33.0
Opp.	93	3,893	41.4	9	39	64	1	36.0

PUNT RETURNS	NO	FC	YDS	AVG	LG	TD
Swinton	19	9	141	7.4	26	0
Galloway	15	8	181	12.1	71	0
Rambo	5	2	3	0.6	4	0
Cowboys	39	19	325	8.3	71	0
Opponents	58	20	637	11.0	52	0

KICKOFF RETURNS	NO	YDS	AVG	LG	TD
Swinton	28	697	24.9	100t	1
Dantzler	27	602	22.3	84t	1
Rambo	7	127	18.1	24	0
Wiley	4	62	15.5	27	0
Noble	2	33	16.5	17	0
Cowboys	68	1,521	22.4	100t	2
Opponents	48	1,095	22.8	47	0

SCORE BY	1	2	3	4	OT	T
QUARTERS						
Cowboys	23	47	51	96	0	217
Opponents	55	103	48	120	3	329

FIELD GOALS	11-19	20-29	30-39	40-49	50+
Cundiff	0-0	3-3	5-7	4-8	0-1
Cowboys	0-0	3-3	5-7	4-8	0-1
Opponents	0-0	5-7	10-11	9-14	3-6

Cundiff:	(33,42M),	(),	(47,33),	(35,48),	(45M,32),	(),	(49M),	(),	(),	(21,52M),	(33M),	(21,37M,42),	(23,37,47M),	(),	(42),	()
Opponents:	(42),	(38,52),	(51,20,32),	(27,49M),	(),	(44M,50,44),	(41,53M,23,28M,51M,40),	(20),	(42,44,43),	(23M,48,42M,32),	(41M,31),	(36B),	(44M,55M,47),	(38,35,31),	(32,39),	(22,38)

SCORING	TDR	TD	TPR	2PR	FG	PAT	S	TP
Cundiff	0	0	0	0	12/19	25/25	0	61
Bryant	0	6	0	0	0/0	0/0	0	36
Galloway	0	6	0	0	0/0	0/0	0	36
Smith	5	0	0	0	0/0	0/0	0	30
Ro. Williams	0	0	2c	0	0/0	0/0	0	12
Coakley	0	0	1a	0	0/0	0/0	0	6
Dantzler	0	0	1d	0	0/0	0/0	0	6
Hambrick	1	0	0	0	0/0	0/0	0	6
McGee	0	1	0	0	0/0	0/0	0	6
D. Scott	0	1	0	0	0/0	0/0	0	6
Swinton	0	0	1b	0	0/0	0/0	0	6
Wiley	1	0	0	0	0/0	0/0	0	6
Cowboys	7	14	5	0	12/19	25/25	0	217
Opponents	10	22	3*	0	27/38	34/35	2	329

2-PT. Conversions: Cowboys 0-1, Opponents 0-0

- a 52 int return vs. Tennessee (9/15)
- b 100 kickoff return @ Philadelphia (9/22)
- c 5 int return vs. Washington (11/28)
- d 85 int return @ Wash. (12/29)
- d 84 kick off return vs. San Francisco (12/8/02)

\* Holmes 50 fumble recovery @ N.Y.G (12/15)  
Barber 80 int return vs. Philadelphia (12/21)  
Arrington 0 fumble recovery @ Wash (12/29)

# Payne sacked in end zone @ Houston (9/8)

Meier tackles in end zone vs. Jac (11/24)

### USUAL STARTERS

WR	Antonio Bryant	LE	Greg Ellis
LT	Flozell Adams	NT	Brandon Noble
LG	Larry Allen (3)	DT	La'Roi Glover
	Ross Tucker (7)	RE	Ebenezer Ekuban
C	Andre Gurode (6)	WLB	Dexter Coakley
	Tyson Walter (8)	MLB	Dat Nguyen (8)
RG	Kevin Garmon (3)		Keith Adams (5)
	Solomon Page (5)	SLB	Kevin Hardy
	Andre Gurode (8)	RCB	Mario Edwards
RT	Solomon Page (10)	LCB	D. Hawthorne (4)
	Javiar Collins (4)		Derek Ross (9)
TE	Tony McGee	SS	Darren Woodson (10)
WR	Joey Galloway	TS	Tony Dixon (6)
QB	Quincy Carter (7)	FS	Roy Williams
	Chad Hutchinson (9)		
RB	Ermitt Smith	P	Micah Knorr (8)
FB	Robert Thomas		Filip Filipovic (7)

K Billy Cundiff Pro Bowlers in Bold

	PASSING	ATT	COMP	YDS	PCT	AVG	TD	PCT	INT	PCT	LG	SKS/YDS	RATING
Hutchinson	250	127	1,555	50.8	6.2	7	2.8	8	3.2	58	34/265	66.3	
Carter	221	125	1,465	56.6	6.6	7	3.2	8	3.6	80t	19/130	72.3	
Wiley	0	0	0	0.0	0.0	0	0.0	0	0.0	0	1/4	39.6	
Cowboys	471	252	3,020	53.5	6.4	14	3.0	16	3.4	80t	54/399	69.1	
Opponents	574	334	3,586	58.2	6.3	22	3.8	19	3.3	65t	24/137	75.6	



# 2003 ★ DALLAS COWBOYS STATISTICS ★ 2003

STAFF PLAYERS 2022 SEASON RECORDS PLAYOFF RECORDS 2003 STATISTICS SIDELINES

SECOND PLACE, NFC EAST HEAD COACH: BILL PARCELLS			
PRESEASON (2-2)			
Date	W/L	Score Opponent	Att.
8/9	L	0-13 @ Arizona	23,838
8/15	W	34-6 HOUSTON	60,058
8/21	L	14-15 @ Pittsburgh	58,999
8/28	W	52-13 OAKLAND	53,078
REGULAR SEASON (10-6)			
9/7	L	13-27 ATLANTA	64,104
9/15	W	35-32 @ N.Y. Giants (OT)	78,907
9/21	- Bye -		
9/28	W	17-6 @ N.Y. Jets	77,863
10/5	W	24-7 ARIZONA	63,601
10/12	W	23-21 PHILADELPHIA	63,648
10/19	W	38-7 @ Detroit	61,600
10/26	L	0-16 @ Tampa Bay	65,602
11/2	W	21-14 WASHINGTON	64,002
11/9	W	10-6 BUFFALO	63,770
11/16	L	0-12 @ New England	68,436
11/23	W	24-20 CAROLINA	63,871
11/27	L	17-40 MIAMI	64,110
12/7	L	10-36 @ Philadelphia	69,773
12/14	W	27-0 @ Washington	70,284
12/21	W	19-3 N.Y. GIANTS	64,118
12/28	L	7-13 @ New Orleans	68,451
2003 NFC Wild Card Game			
1/3/04	L	10-29 @ Carolina	73,014

TEAM STATISTICS	DALLAS	OPP
FIRST DOWNS	286	228
Rushing	115	68
Passing	149	127
Penalty	22	33
Third Down-Made/Att.	88/241	69/227
Third Down Efficiency	36.5	30.4
Fourth Down-Made/Att.	4/12	7/15
TOTAL NET YARDS	5,161	4,056
Avg. Per Game	322.6	253.5
Total Plays	1,062	937
Avg. Per Play	4.9	4.3
NET YARDS RUSHING	1,999	1,425
Avg. Per Game	124.9	89.1
Total Rushes	515	413
Avg. Per Rush	3.9	3.5
NET YARDS PASSING	3,162	2,631
Avg. Per Game	197.6	164.4
Sacked/Yards Lost	37/185	32/189
Gross Yards	3,347	2,820
Attempts/Completions	510/294	492/239
Pct. of Completions	57.6	48.6
Had Intercepted	21	13
PUNTS/AVERAGE	95/38.9	105/42.6
Net Punting Average	34.6	37.5
PUNT RET./AVG.	51/7.6	34/7.6
KICKOFF RET./AVG.	60/21.5	66/21.9
INT./AVG. RET.	13/14.1	21/13.6
PENALTIES/YARDS	98/837	88/763
FUMBLES/BALL LOST	26/8	24/12
TOUCHDOWNS	31	28
Rushing	11	7
Passing	17	18
Returns	3	3
EXTRA POINTS/ATTEMPTS	30/31	23/26
TWO POINT CONV./ATTS.	0/0	2/2
FIELD GOALS/ATTEMPTS	23/29	21/23
AVG. TIME OF POSS.	32:34	27:26

	PASSING	ATT	COMP	YDS	PCT	AVG	TD	PCT	PCT	LG	SKS/YDS	RATING
Carter	505	292	3,302	57.8	6.5	17	3.4	21	4.2	64	37/185	71.4
Hutchinson	2	1	8	50.0	4.0	0	0.0	0	0.0	8	0/0	60.0
Cason	1	1	37	100.0	37.0	0	0.0	0	0.0	37	0/0	118.8
Anderson	1	0	0	0.0	0.0	0	0.0	0	0.0	0	0/0	39.6
Glenn	1	0	0	0.0	0.0	0	0.0	0	0.0	0	0/0	39.6
Cowboys	510	294	3,347	57.6	6.6	17	3.3	21	4.1	64	37/185	71.4
Opponents	492	239	2,820	48.6	5.7	18	3.7	13	2.6	76t	32/189	67.6

RUSHING	ATT	YDS	AVG	LG	TD
Hambrick	275	972	3.5	42	5
Anderson	70	306	4.4	19	1
Carter	68	257	3.8	19	2
Cason	40	220	5.5	63t	2
Murrell	28	107	3.8	17	0
Bickerstaff	19	56	2.9	9	1
Glenn	3	55	18.3	47	0
Galloway	4	22	5.5	10	0
Martin	4	7	1.8	3	0
Bryant	2	0	0.0	2	0
Hutchinson	2	-3	-1.5	-1	0
Cowboys	515	1,999	3.9	63t	11
Opponents	413	1,425	3.5	64t	7

RECEIVING	NO	YDS	AVG	LG	TD
Anderson	69	493	7.1	37	4
Glenn	52	754	14.5	51	5
Bryant	39	550	14.1	54	2
Witten	35	347	9.9	36t	1
Galloway	34	672	19.8	64	2
Campbell	20	195	9.8	23	1
Cason	17	142	8.4	28	0
Hambrick	17	99	5.8	13	0
Murrell	4	32	8.0	14	0
Smith	3	46	15.3	32	0
Martin	2	9	4.5	6	0
Robinson	2	8	4.0	5t	2
Cowboys	294	3,347	11.4	64	17
Opponents	239	2,820	11.8	76t	18

INTERCEPTIONS	NO	YDS	AVG	LG	TD
Newman	4	23	5.8	25	0
Williams	2	69	34.5	39	0
Singleton	2	42	21.0	41t	1
Edwards	1	27	27.0	27t	1
Coakley	1	24	24.0	24	0
Hunter	1	0	0.0	0	0
Ross	1	0	0.0	0	0
Woodson	1	-2	-2.0	-2	0
Cowboys	13	183	14.1	41t	2
Opponents	21	285	13.6	70	1

PUNTING	NO	YDS	AVG	TB	IN20	LG	BL	NET
Gowin	94	3,665	39.0	8	25	59	0	34.9
Cundiff	1	32	32.0	1	0	32	0	12.0
Cowboys	95	3,697	38.9	9	25	59	0	34.6
Opp.	105	4,471	42.6	7	33	60	0	37.5

PUNT RETURNS	NO	FC	YDS	AVG	LG	TD
Smith	30	13	212	7.1	46	0
Galloway	20	8	178	8.9	36	0
Swinton	1	3	0	0.0	0	0
Cowboys	51	24	390	7.6	46	0
Opponents	34	26	227	6.7	19	0

KICKOFF RETURNS	NO	YDS	AVG	LG	TD
Smith	23	495	21.5	54	0
Ross	18	434	24.1	37	0
Cason	5	81	16.2	19	0
Bates	4	90	22.5	30	0
Swinton	3	65	21.7	25	0
Ra. Williams	2	60	30.0	37t	1
Galloway	2	38	19.0	22t	0
Bickerstaff	2	24	12.0	15t	0
Ogbogo	1	5	5.0	5t	0
Cowboys	60	1,292	21.5	54t	1
Opponents	66	1,448	21.9	63	0

SCORE BY QUARTERS	1	2	3	4	OT	T
Cowboys	72	106	57	51	3	289
Opponents	52	69	70	69	0	260

FIELD GOALS	11-19	20-29	30-39	40-49	50+
Cundiff	0-0	11-11	5-6	4-7	3-5
Cowboys	0-0	11-11	5-6	4-7	3-5
Opponents	0-0	9-9	7-7	4-5	1-2

Cundiff: (33M),(37,49,53M,42,21,36,52,25),(26)3  
 3,36), (51,22,28),(23),(41M),(,)(51),(,)  
 (24,49M,44M),(,)(29),(50M,34,20),  
 (24,42,21,49),(,)  
 Opponents (37,31),(30),(34,38),(,),(,),(,  
 (24,26,50,48M),(,)(41,29),(23,26),  
 (44,52M,34),(33,42),(22,21),(,)(45),  
 (24,27)

SCORING	TDR	TDPT	TDRI	2Pt	FG	PAT	S	TP
Cundiff	0	0	0	0	23/29	30/31	0	99
Anderson	1	4	0	0	0/0	0/0	0	30
Glenn	0	5	0	0	0/0	0/0	0	30
Hambrick	5	0	0	0	0/0	0/0	0	30
Bryant	0	2	0	0	0/0	0/0	0	12
Carter	2	0	0	0	0/0	0/0	0	12
Cason	2	0	0	0	0/0	0/0	0	12
Galloway	0	2	0	0	0/0	0/0	0	12
Robinson	0	2	0	0	0/0	0/0	0	12
Bickerstaff	1	0	0	0	0/0	0/0	0	6
Campbell	0	1	0	0	0/0	0/0	0	6
Edwards	0	0	1e	0	0/0	0/0	0	6
Singleton	0	0	1a	0	0/0	0/0	0	6
Williams, Ra.o	0	0	1d	0	0/0	0/0	0	6
Witten	0	1	0	0	0/0	0/0	0	6
Coleman	0	0	0	0	0/0	0/0	1c	2
Glover	0	0	0	0	0/0	0/0	1b	2
Cowboys	11	17	3	0	23/29	30/31	2	289
Opponents	7	18	3	2	21/23	23/26	1	260

- 2-Pt. Conversions: Cowboys 0-0, Opponents 2-2
- a 41t int return at N.Y. Giants (9/15)
  - b Sacked J Blake in the endzone vs. Ari (10/5)
  - c Sacked J Blake in the endzone vs. Ari (10/5)
  - d 38 kickoff return vs. Philadelphia (10/12)
  - e 27 int return at Detroit (10/19)
- \* R. Brown 29 int return @ N.Y. Giants (9/15)
  - D. Bly 67 fumble return @ Detroit (10/19)
  - J. Taylor 34 fumble return vs. Miami (11/27)
  - + Ball snap through endzone @ Phi. (12/7)

USUAL STARTERS			
WR	Joey Galloway	RE	Ebenezer Ekuban
LT	Flozell Adams	RT	La'Roi Glover
LG	Larry Allen	LT	Willie Blade
C	Matt Lehr	LE	Greg Elie
RG	Andre Gurode	SLB	Al Singleton
RT	Ryan Young (7)	MLB	Dat Nguyen
	Kurt Vollers (8)	WLB	Dexter Coakley
TE	Dan Campbell	LCB	Terence Newman
WR	Terry Glenn	RCB	Mario Edwards
QB	Quincy Carter	SS	Darren Woodson
RB	Troy Hambrick	FS	Roy Williams
FB	Richie Anderson		
K	Billy Cundiff	P	Toby Gowin

Pro Bowlers in Bold

# 2004 ★ DALLAS COWBOYS STATISTICS ★ 2004

THIRD PLACE, NFC EAST HEAD COACH: BILL PARCELLS				
PRESEASON (3-1)				
Date	W/L	Score	Opponent	Att.
8/14	L	0-18	@ Houston	70,431
8/21	W	21-20	@ Oakland	35,000
8/30	W	20-17	TENNESSEE	58,171
9/2	W	24-20	KANSAS CITY	61,157
REGULAR SEASON (6-10)				
9/12	L	17-35	@ Minnesota	64,105
9/19	W	19-12	CLEVELAND	63,119
9/27	W	21-18	@ Washington	90,367
10/3		- Bye -		
10/10	L	10-26	N.Y. GIANTS	64,018
10/17	L	20-24	PITTSBURGH	64,162
10/24	L	20-41	@ Green Bay	70,679
10/31	W	31-21	DETROIT	63,616
11/7	L	3-26	@ Cincinnati	65,721
11/15	L	21-49	PHILADELPHIA	64,190
11/21	L	10-30	@ Baltimore	69,924
11/25	W	21-7	CHICAGO	64,026
12/6	W	43-39	@ Seattle	68,093
12/12	L	13-27	NEW ORLEANS	64,056
12/19	W	7-12	@ Philadelphia	67,723
12/26	W	13-10	WASHINGTON	63,705
12/05 L	24-28	@ N.Y. Giants	78,500	

TEAM STATISTICS			DALLAS	OPP
FIRST DOWNS	296	297		
Rushing	101	88		
Passing	171	180		
Penalty	24	29		
Third Down-Made/Att	78/214	75/192		
Third Down Efficiency	36.4	39.1		
Fourth Down-Made/Att	9/17	2/7		
TOTAL NET YARDS	5,197	5,285		
Avg. Per Game	324.8	330.3		
Total Plays	1,004	960		
Avg. Per Play	5.2	5.5		
NET YARDS RUSHING	1,769	1,764		
Avg. Per Game	110.6	110.3		
Total Rushes	449	425		
Avg. Per Rush	3.9	4.2		
NET YARDS PASSING	3,428	3,521		
Avg. Per Game	214.3	220.1		
Sacked/Yards Lost	36/208	33/197		
Gross Yards	3,636	3,718		
Attempts/Completions	519-308	502-310		
Pct. of Completions	59.3	61.8		
Had Intercepted	23	13		
PUNTS/AVERAGE	76-42.3	78-41.8		
Net Punting Average	35.1	35.8		
PUNT RET./AVG.	44/8.9	39/10.5		
KICKOFF RET./AVG.	78/20.6	62/17.5		
INT./AVG. RET.	13/8.4	23/22.9		
PENALTIES/YARDS	105/867	104/879		
FUMBLES/BALL LOST	26-14	20-9		
TOUCHDOWNS	33	49		
Rushing	14	14		
Passing	19	31		
Returns	0	4		
EXTRA POINTS/ATTEMPTS	31/31	44/45		
TWO POINT CONV./ATTS.	1/2	2/4		
FIELD GOALS/ATTEMPTS	20/26	21/23		
AVG. TIME OF POSS.	30:37	29:23		

	PASSING	ATT	COMP	YDS	PCT	PCT	PCT	PCT	LG	SKS/YDS	RATING	
Testaverde	495	297	3,532	60.0	7.1	17	3.4	20	40	53	34/182	76.4
Henson	18	10	78	55.6	4.3	1	5.6	1	5.6	16	2/26	61.8
Anderson	1	1	26	100.0	26.0	1100.0	0	0.0	26t	0	0	158.3
K. Johnson	2	0	0	0.0	0.0	0	0.0	1	50.0	0	0	0.0
Crayton	1	0	0	0.0	0.0	0	0.0	1	100.0	0	0	0.0
Glenn	1	0	0	0.0	0.0	0	0.0	0	0.0	0	0	39.6
McBriar	1	0	0	0.0	0.0	0	0.0	0	0.0	0	0	39.6
Cowboys	519	308	3,636	59.3	7.0	19	3.7	23	4.4	53	36/208	74.5
Opponents	502	310	3,718	61.8	7.4	31	6.2	13	2.6	76t	33/197	94.2

RUSHING	ATT	YDS	AVG	LG	TD
J. Jones	197	819	4.2	53	7
George	132	432	3.3	24	4
Anderson	57	246	4.3	27	1
Lee	27	128	4.7	14	1
Testaverde	21	38	1.8	10	1
Cockley	1	33	33.0	33	0
Morgan	2	23	11.5	24	0
K. Johnson	2	13	6.5	13	0
Ra. Williams	1	13	13.0	13	0
Ward	1	11	11.0	11	0
Barnes	5	10	2.0	8	0
Henson	1	7	7.0	7	0
Copper	1	-1	-1.0	-1	0
Glenn	1	-3	-3.0	-3	0
Cowboys	449	1,769	3.9	53	14
Opponents	425	1,764	4.2	90	14

RECEIVING	NO	YDS	AVG	LG	TD
Written	87	980	11.3	42	6
Ward	70	981	14.0	39	6
K. Johnson	26	207	8.0	28	0
Anderson	24	400	16.7	48	2
Glenn	22	260	11.8	53	0
Morgan	17	109	6.4	37	0
J. Jones	16	266	16.6	48	0
Bryant	12	162	13.5	39	1
Crayton	10	59	5.9	14	1
Barnes	9	83	9.2	28	0
Copper	7	84	12.0	22	1
Campbell	2	16	8.0	9	0
Robinson	2	2	1.0	11	2
Ra. Williams	1	14	14.0	14	0
Ward	1	5	5.0	5	0
Lee	1	4	4.0	4	0
Polite	1	4	4.0	4	0
Cowboys	308	3,636	11.8	53	19
Opponents	310	3,718	12.0	76	31

INTERCEPTIONS	NO	YDS	AVG	LG	TD
Newman	4	31	7.8	21	0
Nguyen	3	19	6.3	19	0
Ro. Williams	2	53	26.5	33	0
Frazier	2	2	1.0	2	0
Hunter	1	2	2.0	2	0
Scott	1	2	2.0	2	0
Cowboys	13	109	8.4	33	0
Opponents	23	526	22.9	101	4

PUNTING	NO	YDS	AVG	TB	IN20	LG	BL	NET
McBriar	75	3,182	42.4	7	22	68	0	35.1
Cundiff	1	34	34.0	0	1	34	0	34.0
Cowboys	76	3,216	42.3	7	23	68	0	35.1
Opp.	78	3,260	41.8	4	22	58	0	35.8

PUNT RETURNS	NO	FC	YDS	AVG	LG	TD
Frazier	24	9	229	9.5	55	0
Ward	14	6	114	8.1	13	0
Crayton	4	1	34	8.5	17	0
Newman	2	0	13	6.5	7	0
Cowboys	44	16	390	8.9	55	0
Opponents	39	16	410	10.5	43	0

KICKOFF RETURNS	NO	YDS	AVG	LG	TD
Lee	41	964	23.5	62	0
Copper	16	307	19.2	39	0
Reeves	13	199	15.3	27	0
N. Jones	2	43	21.5	25	0
B. Thornton	2	43	21.5	24	0
Morgan	2	25	12.5	19	0
Pierce	1	13	13.0	13	0
Lehr	1	9	9.0	9	0
Cowboys	78	1,603	20.6	62	0
Opponents	62	1,083	17.5	34	0

SCORE BY QUARTERS	1	2	3	4	OT	T
Cowboys	63	82	72	76	-	293
Opponents	47	120	83	155	-	405

FIELD GOALS	11-19	20-29	30-39	40-49	50+
Cundiff	1-1	6-6	4-4	9-13	0-2
Cowboys	1-1	6-6	4-4	9-13	0-2
Opponents	1-1	6-6	4-4	7-8	3-4

Cundiff: (27), (30,49M), (41,52M), (47,39), (46,24), (40), (24), (1), (19,41M), (52M), (39,49,47), (42M,34,41), (46M), (26,23), (40,24,45)  
Opponents: (1), (45,23,49,22), (19), (31,51,47,26), (51), (26,40), (1), (35,47,45,30), (1), (50), (48M), (21), (39,44), (1), (25,57M), (1)

SCORING	TDR	TD	TD	2PR	FG	PAT	S	TP
Cundiff	0	0	0	0	20/26	31/31	0	91
J. Jones	7	0	0	0	0/0	0/0	0	42
Witten	0	6	0	1	0/0	0/0	0	38
K. Johnson	0	6	0	0	0/0	0/0	0	36
George	4	0	0	0	0/0	0/0	0	24
Glenn	0	2	0	0	0/0	0/0	0	12
Robinson	0	2	0	0	0/0	0/0	0	12
Anderson	1	0	0	0	0/0	0/0	0	6
Barnes	0	1	0	0	0/0	0/0	0	6
Copper	0	1	0	0	0/0	0/0	0	6
Crayton	0	1	0	0	0/0	0/0	0	6
Lee	1	0	0	0	0/0	0/0	0	6
Testaverde	1	0	0	0	0/0	0/0	0	6
Team	0	0	0	0	0/0	0/0	1	2
Cowboys	14	19	0	1	20/26	31/31	1	293
Opponents	14	31	4*	2	21/23	44/45	0	405

2-Pt. Conversions: Team 1-2, Opponents 2-4

# J. Gonzalez holding in end zone vs. Cle (9/19)

\* D. Bly 55 int. return vs. Detroit (10/31)  
L. Sheppard 101 int. return vs. Phi (11/15)  
C. Williams 44 int. return at Baltimore (11/21)  
R. McQuarters 45 int. return vs. Chicago (11/25)

USUAL STARTERS			
WR	Keyshawn Johnson	RE	Marcellus Wiley
LT	Flozell Adams	RT	La'Roi Glover
LG	Larry Allen	LT	Leonardo Carlson
C	Al Johnson	LE	Greg Ellis
RG	Andre Gurode	SLB	Al Singleton (12)
RT	Torin Tucker (12)	SC	Scott Shanle (3)
	Kurt Vollers (3)	MLB	Dat Nguyen
TE	Jason Witten	WLB	Dexter Coakley
WR	Terry Glenn (6)	LCB	Terence Newman
QB	Quincy Morgan (7)	RCB	Pete Hunter (3)
RB	Vinny Testaverde		Lance Frazier (8)
QB	Eddie George (8)	SS	Tony Dixon (7)
RB	Julius Jones (7)		Lynn Scott (9)
FB	Darian Barnes (10)	FS	Roy Williams
	Richie Anderson (3)		
			<b>Pro Bowlers in Bold</b>
K	Billy Cundiff		
P	Mat McBriar		

# 2005 ★ DALLAS COWBOYS STATISTICS ★ 2005

STAFF PLAYERS 2022 SEASON RECORDS PLAYOFF RECORDS 2005 STATISTICS SIDELINES

THIRD PLACE, NFC EAST HEAD COACH: BILL PARCELLS			
PRESEASON (3-1)			
Date	W/L	Score	Opponent
8/13	L	11-13	@ Arizona
8/22	W	18-10	@ Seattle
8/27	W	21-9	HOUSTON
9/1	W	27-20	JACKSONVILLE
REGULAR SEASON (9-7)			
9/11	W	28-24	@ San Diego
9/19	L	13-14	WASHINGTON
9/25	W	34-31	@ San Francisco
10/2	L	13-19	@ Oakland
10/9	W	33-10	PHILADELPHIA
10/16	W	16-13	N.Y. GIANTS (OT)
10/23	L	10-13	@ Seattle
10/30	W	34-13	ARIZONA
11/6	- Bye -		
11/14	W	21-20	@ Philadelphia
11/20	W	20-7	DETROIT
11/24	L	21-24	DENVER (OT)
12/4	L	10-17	@ N.Y. Giants
12/11	W	31-28	KANSAS CITY
12/18	W	7-35	@ Washington
12/24	W	24-20	ST. LOUIS
1/1/06	L	10-20	CAROLINA

TEAM STATISTICS		DALLAS	OPP
FIRST DOWNS		318	256
Rushing		97	87
Passing		177	150
Penalty		44	19
Third Down-Made/Att.		94/232	73/211
Third Down Efficiency		40.5	34.6
Fourth Down-Made/Att.		7/13	7/11
TOTAL NET YARDS		5,202	4,414
Avg. Per Game		325.1	300.9
Total Plays		1,071	946
Avg. Per Play		4.9	5.1
NET YARDS RUSHING		1,861	1,731
Avg. Per Game		116.3	108.2
Total Rushes		521	414
Avg. Per Rush		3.6	4.2
NET YARDS PASSING		3,341	3,083
Avg. Per Game		208.8	192.7
Sacked/Yards Lost		50/298	37/236
Gross Yards		3,639	3,319
Attempts/Completions		500/300	495/271
Pct. of Completions		60.0	54.7
Had Intercepted		17	15
PUNTS/AVERAGE		82-42.4	95-41.0
Net Punting Average		36.9	37.1
PUNT RET./AVG.		45/6.3	33/7.6
KICKOFF RET./AVG.		64/23.8	66/21.7
INT./AVG. RET.		15/12.5	17/19.2
PENALTIES/YARDS		99/739	142/1,015
FUMBLES/BALL LOST		36/14	21/11
TOUCHDOWNS		38	35
Rushing		13	13
Passing		23	18
Returns		2	4
EXTRA POINTS/ATTEMPTS		35/36	35/35
TWO POINT CONV./ATTS.		1/2	0/0
FIELD GOALS/ATTEMPTS		20/28	21/27
AVG. TIME OF POSS.		32:24	27:36

RUSHING		ATT	YDS	AVG	LG	TD			
J. Jones	257	993	3.9	51	5				
Barber	138	538	3.9	28	5				
Thompson	46	182	4.0	16	0				
Thomas	36	80	2.2	12	0				
Bledsoe	34	50	1.5	9	2				
Price	1	9	9.0	9	0				
Polite	2	8	4.0	6	0				
Newman	1	4	4.0	4	0				
K. Johnson	1	3	3.0	3	0				
Crayton	1	0	0.0	0	0				
Romo	2	-2	-1.0	-1	0				
Glenn	2	-4	-2.0	6	1				
Cowboys	521	1,861	3.6	51	13				
Opponents	414	1,731	4.2	55	13				
RECEIVING		NO	YDS	AVG	LG	TD			
K. Johnson	71	839	11.8	34	6				
Witten	66	757	11.5	34	6				
Glenn	62	1,136	18.3	71	7				
J. Jones	35	218	6.2	26	0				
Crayton	22	341	15.5	63	2				
Barber	18	115	6.4	21	0				
Polite	9	72	8.0	15	1				
Price	6	96	16.0	58	0				
Campbell	3	24	8.0	18	1				
Thompson	3	16	5.3	8	0				
Pierce	2	15	7.5	10	0				
Thomas	2	5	2.5	5	0				
Copper	1	5	5.0	5	0				
Cowboys	300	3,639	12.1	71	23				
Opponents	271	3,319	12.2	89	18				
INTERCEPTIONS		NO	YDS	AVG	LG	TD			
Glenn	4	10	2.5	10	0				
Henry	3	102	34.0	58	1				
R. Williams	3	52	17.3	46	1				
Newman	3	16	5.3	12	0				
Nguyen	1	7	7.0	7	0				
Singleton	1	0	0.0	0	0				
Cowboys	15	187	12.5	58	2				
Opponents	17	326	19.2	65	2				
PUNTING		NO	YDS	AVG	TB	IN20	LG	BL	NET
McBriar	81	3,439	42.5	9	28	63	0	37.1	
Cundiff	1	35	35.0	1	0	35	0	15.0	
Cowboys	82	3,474	42.4	10	28	63	0	36.9	
Opp.	95	3,892	41.0	4	26	59	0	37.1	
PUNT RETURNS		NO	FC	YDS	AVG	LG	TD		
Crayton	23	9	166	7.2	25	0			
Price	12	6	63	5.3	11	0			
Newman	10	6	55	5.5	26	0			
Cowboys	45	21	284	6.3	26	0			
Opponents	33	18	250	7.6	32	0			
KICKOFF RETURNS		NO	YDS	AVG	LG	TD			
Thompson	57	1,399	24.5	49	0				
Barber	3	58	19.3	21	0				
Copper	2	32	16.0	21	0				
Glenn	1	20	20.0	20	0				
Campbell	1	14	14.0	14	0				
Cowboys	64	1,523	23.8	49	0				
Opponents	66	1,432	21.7	49	0				

PASSING	ATT	COMP	YDS	PCT	ATT	TD	PCT	PCT	LG	SKS/YDS	RATING	
Bledsoe	499	300	3,639	60.1	7.3	23	4.6	17	3.4	711	49/295	83.7
K. Johnson	1	0	0	0.0	0.0	0	0.0	0	0	0	0/0	39.6
Barber	0	0	0	0.0	0.0	0	0.0	0	0	0	1/3	0.0
Cowboys	500	300	3,639	60.0	7.3	23	4.6	17	3.4	711	50/298	83.6
Opponents	495	271	3,319	54.7	6.7	18	3.6	15	3.0	891	37/236	75.1

SCORE BY QUARTERS		1	2	3	4	OT	T
Cowboys		69	99	54	100	3	325
Opponents		68	112	61	64	3	308
FIELD GOALS		11-19	20-29	30-39	40-49	50+	
Cortez		0-0	5-6	4-4	3-6	0-0	
Cundiff		1-1	1-1	2-5	0-0	1-1	
Suisham		0-0	3-3	0-0	0-1	0-0	
Cowboys		1-1	9-10	6-9	3-7	1-1	
Opponents		0-0	8-9	2-3	7-8	4-7	

SCORING	TDR	TDPT	TDRT	2Pt	FG	PAT	S	TP
Cortez	0	0	0	0	12/16	13/14	0	49
T. Glenn	1	7	0	0	0	0	0	48
K. Johnson	0	6	0	1	0	0	0	38
Witten	0	6	0	0	0	0	0	36
Barber	5	0	0	0	0	0	0	30
J. Jones	5	0	0	0	0	0	0	30
Cundiff	0	0	0	0	5/8	14/14	0	29
Suisham	0	0	0	0	3/4	8/8	0	17
Bledsoe	2	0	0	0	0	0	0	12
Crayton	0	2	0	0	0	0	0	12
Campbell	0	1	0	0	0	0	0	6
Henry	0	0	1a	0	0	0	0	6
Polite	0	1	0	0	0	0	0	6
Williams	0	0	1b	0	0	0	0	6
Cowboys	13	23	2	1	20/28	35/36	0	325
Opponents	13	18	4	0	21/27	35/35	0	308

- 2-Pt. Conversions: Team 1-2, Opponents 0-0
- a A. Henry 58 int return vs. Arizona (10/30)
  - b R. Williams 46 int return at Philadelphia (11/14)
  - \* T. Parrish 34 int return at San Francisco (9/25)
  - S. Brown 80 fumble return vs. Phi (10/9)
  - C. Bailey 65 int return vs. Denver (11/24)
  - A. Pierce 12 fumble return at N.Y. Giants (12/4)

USUAL STARTERS			
WR	Keyshawn Johnson	RE	Greg Ellis
LT	Flozell Adams (6)	NT	<b>La Roi Glover</b> (12)
	Torrin Tucker (10)		Jason Ferguson (4)
LG	Larry Allen	LE	Kenyon Coleman (5)
C	Al Johnson		Marcus Spears (10)
RG	Marco Rivera	SLB	Al Singleton (7)
RT	Rob Pettit		Scott Fujita (8)
TE	<b>Jason Witten</b>	MLB	Bradie James
WR	Terry Glenn	JLB	Dat Nguyen (4)
QB	Drew Bledsoe		Scott Shanle (8)
RB	Julius Jones (12)		Ryan Fowler (3)
FB/TE	Lousaka Polite (3)	WLB	DeMarcus Ware
	Dan Campbell (12)	LCB	Terence Newman
		RCB	Anthony Henry (10)
K	Jose Cortez (7)	SS	<b>Roy Williams</b>
	Billy Cundiff (6)	FS	FS Keith Davis
	Shaun Suisham (3)		

**Pro Bowlers in Bold** P Mat McBriar



# 2007 ★ DALLAS COWBOYS STATISTICS ★ 2007

STAFF PLAYERS 2022 SEASON RECORDS PLAYOFF RECORDS 2007 STATISTICS SIDELINES

FIRST PLACE, NFC EAST HEAD COACH: WADE PHILLIPS		
PRESEASON (2-2)		
Date	W/L	Score Opponent
8/9	W	23-10 INDIANAPOLIS
8/18	W	31-20 DENVER
8/25	L	16-28 @ Houston
8/30	L	14-23 @ Minnesota
REGULAR SEASON (13-3)		
9/9	W	45-35 N.Y. GIANTS
9/16	W	37-20 @ Miami
9/23	W	34-10 @ Chicago
9/30	W	35-7 ST. LOUIS
10/8	W	25-24 @ Buffalo
10/14	L	27-48 NEW ENGLAND
10/21	W	24-14 MINNESOTA
10/28	- Bye -	
11/4	W	38-17 @ Philadelphia
11/11	W	31-20 @ N.Y. Giants
11/18	W	28-23 WASHINGTON
11/22	W	34-3 N.Y. JETS
11/29	W	37-27 GREEN BAY
12/9	W	28-27 @ Detroit
12/16	L	6-10 PHILADELPHIA
12/22	W	20-13 @ Carolina
12/30	L	6-27 @ Washington
2007 NFC DIVISIONAL PLAYOFF GAME		
1/13/08 L	17-21	N.Y. GIANTS

TEAM STATISTICS	DALLAS	OPP
FIRST DOWNS	322	304
Rushing	83	86
Passing	217	195
Penalty	22	23
Third Down-Made/Att.	84/199	85/216
Third Down Efficiency	42.2	39.4
Fourth Down-Made/Att.	10/14	10/18
TOTAL NET YARDS	5,851	4,922
Avg. Per Game	365.7	307.6
Total Plays	975	1,008
Avg. Per Play	6.0	4.9
NET YARDS RUSHING		
	1,746	1,513
Avg. Per Game	109.1	94.6
Total Rushes	419	381
Avg. Per Rush	4.2	4.0
NET YARDS PASSING		
	4,105	3,409
Avg. Per Game	256.6	213.1
Sacked/Yards Lost	25/185	46/319
Gross Yards	4,290	3,728
Attempts/Completions	531/342	581/342
Pct. of Completions	64.4	58.9
Had Intercepted	19	19
PUNTS/AVERAGE		
	63/47.1	73/45.0
Net Punting Average	38.5	39.1
PUNT RET./AVG.	26/8.7	35/11.6
KICKOFF RET./AVG.	61/22.3	86/23.0
INT./AVG. RET.	19/17.4	19/10.1
PENALTIES/YARDS		
	104/815	85/785
FUMBLES/BALL LOST		
	21/5	26/10
TOUCHDOWNS		
	54	36
Rushing	14	12
Passing	36	19
Returns	4	5
EXTRA POINTS/ATTEMPTS		
	53/53	34/34
TWO POINT CONV./ATTS.		
	0/1	0/2
FIELD GOALS/ATTEMPTS		
	26/31	25/31
AVG. TIME OF POSS.		
	30:34	29:27

RUSHING	ATT	YDS	AVG	LG	TD
Barber	204	975	4.8	54	10
J. Jones	164	588	3.6	25	2
Romo	31	129	4.2	17	2
Thompson	14	54	3.9	23	0
Owens	1	5	5.0	5	0
Johnson	5	-5	-1.0	-1	0
Cowboys	419	1,746	4.2	54	14
Opponents	381	1,513	4.0	62t	12

RECEIVING	NO	YDS	AVG	LG	TD
Written	96	1,145	11.9	53	7
Owens	81	1,355	16.7	52t	15
Crayton	50	697	13.9	59t	7
Barber	44	282	6.4	29	2
J. Jones	23	203	8.8	24	0
Hurd	19	314	16.5	51t	1
Fasano	14	143	10.2	26t	1
Anderson	6	55	9.2	17	0
Austin	5	76	15.2	35	0
Curtis	3	18	6.0	15t	3
Hoyle	1	2	2.0	2t	0
Cowboys	342	4,290	12.5	59t	36
Opponents	342	3,728	10.9	69t	19

INTERCEPTIONS	NO	YDS	AVG	LG	TD
Henry	6	81	13.5	28t	1
Hamlin	5	93	18.6	35	0
Newman	4	129	32.3	70	1
Williams	2	10	5.0	10	0
Reeves	1	18	18.0	18	0
Watkins	1	0	0.0	0	0
Cowboys	19	331	17.4	70	2
Opponents	19	191	10.1	38	2

PUNTING	NO	YDS	AVG	TB	IN20	LG	BL	NET
McBriar	63	2,970	47.1	7	17	64	0	38.5
Cowboys	63	2,970	47.1	7	17	64	0	38.5
Opp.	73	3,284	45.0	10	27	66	0	39.1

PUNT RETURNS	NO	FC	YDS	AVG	LG	TD
Crayton	22	20	201	9.1	49	0
Newman	4	1	26	6.5	13	0
Cowboys	26	21	227	8.7	49	0
Opponents	35	9	406	11.6	85t	1

KICKOFF RETURNS	NO	YDS	AVG	LG	TD
Austin	24	612	25.5	60	0
Thompson	20	471	23.6	72	0
N. Jones	6	122	20.3	27	0
Stanback	3	78	26.0	35	0
Curtis	3	27	9.0	16	0
Crayton	3	26	8.7	13	0
McQuistan	1	12	12.0	12	0
Anderson	1	10	10.0	10	0
Cowboys	61	1,358	22.3	72	0
Opponents	86	1,979	23.0	103t	1

SCORE BY	1	2	3	4	OT	T
QUARTERS						
Cowboys	61	147	117	130	-	455
Opponents	88	97	64	76	-	325

FIELD GOALS	11-19	20-29	30-39	40-49	50+
Folk	0-0	10-12	7-7	7-7	2-5
Cowboys	0-0	10-12	7-7	7-7	2-5
Opponents	1-1	8-9	5-6	10-12	1-3

Folk: (31),(26,28,47),(30,23,44),(1), (47,29,37,53),(38,23),(50,45),(22), (44),(51M),(46,27),(26,51,25),(50M), (33,23),(42,23),(28M,37,30)

Opponents: (44,48,24),(37,45),(20),(28M), (24,54M),(45,22),(48B),(36),(40,26), (49M,45,39,44),(40),(47,52),(19,36,35M), (47ML,21),(37,25),(46,21)

SCORING	TDR	TDP	TDR	2Pt	FG	PAT	S	TP
Folk	0	0	0	0	26/31	53/53	0	131
Owens	0	15	0	0	0/0	0/0	0	90
Barber	10	2	0	0	0/0	0/0	0	72
Written	0	7	0	0	0/0	0/0	0	42
Crayton	0	7	0	0	0/0	0/0	0	42
Curtis	0	3	0	0	0/0	0/0	0	18
J. Jones	2	0	0	0	0/0	0/0	0	12
Romo	2	0	0	0	0/0	0/0	0	12
Fasano	0	1	0	0	0/0	0/0	0	6
Hatcher	0	0	1b	0	0/0	0/0	0	6
Henry	0	0	1a	0	0/0	0/0	0	6
Hurd	0	1	0	0	0/0	0/0	0	6
Newman	0	0	1d	0	0/0	0/0	0	6
Watkins	0	0	1c	0	0/0	0/0	0	6
Cowboys	14	36	4	0	26/31	53/53	0	455
Opponents	12	19	5*	0	25/31	34/34	0	325

- 2-Pt. Conversions: Team 0-1, Opponents 0-2
- a 28 int return at Chicago (9/23)
  - b 29 fumble return vs. New England (10/14)
  - c 68 block field goal return vs. Minnesota (10/21)
  - d 50 int return vs. New York Jets (11/22)

- \* D. Hall 85 punt return vs. St. Louis (9/30)
- G. Wilson 25 int return at Buffalo (10/8)
- C. Kelsay 0 int return at Buffalo (10/8)
- T. Mc Gee 103 kickoff return at Buffalo (10/8)
- C. Griffin 28 fumble return vs. Min (10/21)

USUAL STARTERS			
WR	Terrell Owens	RE	Chris Canty
LT	Flozell Adams	NT	Jay Ratliff (14)
LG	Kyle Kosier	LE	Marcus Spears
C	Andre Gurode	SLB	Greg Ellis (10)
RG	Leonard Davis		Anthony Spencer (6)
RT	Marc Colombo	MLB	Bradie James
TE	Jason Witten	JLB	Akin Ayodele (14)
QB	Patrick Crayton	WLB	DeMarcus Ware
QB	Tony Romo	LCB	Jacques Reeves (13)
RB	Julius Jones (16)		Terence Newman (3)
	Marion Barber (0)	RCB	Anthony Henry (8)
FB	Oliver Hoyle		Terence Newman (8)
		SS	Roy Williams (13)
K	Nick Folk	FS	Ken Hamlin
P	Mat McBriar		

Pro Bowlers in Bold

	PASSING	ATT	COMP	YDS	PCT	PCT	PCT	TD	INT	INT	LG	SKS/YDS	RATING
Romo	520	335	4,211	64.4	8.1	36	6.9	19	3.7	59t	24/176	97.4	
Johnson	11	7	79	63.3	7.2	0	0.0	0	0.0	35	1/9	85.0	
Cowboys	531	342	4,290	64.4	8.1	36	6.8	19	3.6	59t	25/185	97.1	
Opponents	581	342	3,728	58.9	6.4	19	3.3	19	3.3	69t	46/319	75.1	

# 2008 ★ DALLAS COWBOYS STATISTICS ★ 2008

THIRD, NFC EAST HEAD COACH: WADE PHILLIPS				
PRESEASON (2-2)				
Date	W/L	Score	Opponent	Att.
8/9	L	17-31	@ San Diego	61,946
8/16	L	13-23	@ Denver	74,484
8/22	W	23-22	HOUSTON	60,795
8/28	W	16-10	MINNESOTA	60,246
REGULAR SEASON (9-7)				
9/7	W	28-10	@ Cleveland	73,012
9/15	W	41-37	PHILADELPHIA	63,472
9/21	W	27-16	@ Green Bay	71,113
9/28	L	24-26	WASHINGTON	63,462
10/5	W	31-22	CINCINNATI	62,655
10/12	L	24-30	@ Arizona (OT)	64,389
10/19	L	14-34	@ St. Louis	62,035
10/26	W	13-9	TAMPA BAY	63,254
11/2	L	14-35	@ N.Y. Giants	78,826
11/9		- Bye -		
11/16	W	14-10	@ Washington	90,830
11/23	W	35-22	SAN FRANCISCO	63,272
11/27	W	34-9	SEATTLE	63,253
12/7	L	13-20	@ Pittsburgh	60,594
12/14	W	20-8	N.Y. GIANTS	63,776
12/20	L	24-33	BALTIMORE	63,800
12/28	L	6-44	@ Philadelphia	69,144

TEAM STATISTICS			DALLAS	OPP
FIRST DOWNS	.....	291	.....	276
Rushing	.....	102	.....	85
Passing	.....	171	.....	163
Penalty	.....	18	.....	28
Third Down-Made/Att.	.....	91/212	.....	77/216
Third Down Efficiency	.....	42.9	.....	35.6
Fourth Down-Made/Att.	.....	7/12	.....	8/14
TOTAL NET YARDS	.....	5,512	.....	4,709
Avg. Per Game	.....	344.5	.....	294.3
Total Plays	.....	979	.....	969
Avg. Per Play	.....	5.6	.....	4.9
NET YARDS RUSHING	.....	1,723	.....	1,706
Avg. Per Game	.....	107.7	.....	106.6
Total Rushes	.....	401	.....	402
Avg. Per Rush	.....	4.3	.....	4.2
NET YARDS PASSING	.....	3,789	.....	3,003
Avg. Per Game	.....	236.8	.....	187.7
Sacked/Yards Lost	.....	31/199	.....	59/374
Gross Yards	.....	3,988	.....	3,377
Attempts/Completions	.....	547/328	.....	508/308
Pct. of Completions	.....	60.0	.....	60.6
Had Intercepted	.....	20	.....	8
PUNTS/AVERAGE	.....	78/43.4	.....	74/44.3
Net Punting Average	.....	36.4	.....	39.0
PUNT RET./AVG.	.....	37/6.4	.....	37/10.5
KICKOFF RET./AVG.	.....	70/22.2	.....	71/21.3
INT./AVG. RET.	.....	8/4.5	.....	20/17.5
PENALTIES/YARDS	.....	120/957	.....	87/601
FUMBLES/BALL LOST	.....	29/13	.....	28/14
TOUCHDOWNS	.....	43	.....	36
Rushing	.....	12	.....	11
Passing	.....	29	.....	19
Returns	.....	2	.....	6
EXTRA POINTS/ATTEMPTS	.....	42/42	.....	33/33
TWO POINT CONV./ATTS.	.....	0/1	.....	0/2
FIELD GOALS/ATTEMPTS	.....	20/22	.....	38/44
AVG. TIME OF POSS.	.....	30:00	.....	30:00

	AVG	PCT	PCT														
PASSING	ATT	COMP	YDS	PCT	ATT	TD	TD	INT	INT	LG	SKS/YDS	RATING					
Romo	450	276	3,448	61.3	7.7	26	5.8	14	3.1	751	20/123	91.4					
Johnson	78	41	427	52.6	5.5	2	2.6	5	6.4	36	8/54	50.5					
Bollinger	17	10	71	58.8	4.2	1	5.9	1	5.9	24	3/22	63.6					
Witten	1	1	42	100.0	42.0	0	0.0	0	0.0	42	0/0	118.8					
Crayton	1	0	0	0.0	0.0	0	0.0	0	0.0	0	0/0	39.6					
Cowboys	547	328	3,988	60.0	7.3	29	5.3	20	3.7	751	31/199	84.9					
Opponents	508	308	3,377	60.6	6.6	19	3.7	8	1.6	60	59/374	86.2					

RUSHING	ATT	YDS	AVG	LG	TD
Barber	238	885	3.7	35	7
Choice	92	472	5.1	38	2
F. Jones	30	266	8.9	60	3
Romo	28	41	1.5	15	0
Owens	7	33	4.7	8	0
R.E. Williams	1	13	13.0	13	0
Crayton	1	11	11.0	11	0
Anderson	2	3	1.5	3	0
Johnson	2	-1	-0.5	0	0
Cowboys	401	1,723	4.3	60	12
Opponents	402	1,706	4.2	82	11

RECEIVING	NO	YDS	AVG	LG	TD
Witten	81	952	11.8	42	4
Owens	69	1,052	15.2	75	10
Barber	52	417	8.0	70	2
Crayton	39	550	14.1	55	4
Choice	21	185	8.8	50	0
Bennett	20	283	14.2	37	4
R.E. Williams	19	198	10.4	38	1
Austin	13	278	21.4	63	3
Curtis	8	32	4.0	8	0
Stankab	2	24	12.0	15	0
F. Jones	2	10	5.0	7	0
Anderson	2	7	3.5	6	1
Cowboys	328	3,988	12.2	75	29
Opponents	308	3,377	11.0	60	19

INTERCEPTIONS	NO	YDS	AVG	LG	TD
Newman	4	2	0.5	2	0
Ellis	1	23	23.0	23	1
Jenkins	1	11	11.0	11	0
Henry	1	0	0.0	0	0
Harmin	1	0	0.0	0	0
Cowboys	8	36	4.5	23	1
Opponents	20	349	17.5	61	1

PUNTING	NO	YDS	AVG	TB	IN20	LG	BL	NET
Paulecu	53	2,213	41.8	5	14	70	0	35.2
McBriar	24	1,175	49.0	3	5	66	1	38.8
Cowboys	77	3,388	43.8	8	19	70	1	36.4
Opp.	73	3,281	44.3	8	20	65	1	39.0

PUNT RETURNS	NO	FC	YDS	AVG	LG	TD
A. Jones	21	0	95	4.5	18	0
Crayton	15	9	143	9.5	33	0
Battle	1	0	0	0.0	0	0
Cowboys	37	9	238	6.4	33	0
Opponents	37	17	390	10.5	35	0

KICKOFF RETURNS	NO	YDS	AVG	LG	TD
Austin	29	624	21.5	36	0
F. Jones	16	434	27.1	98	1
Stankab	10	218	21.8	58	0
A. Jones	7	155	22.1	41	0
Scandrick	4	81	20.3	25	0
Spencer	1	18	18.0	18	0
Crayton	1	11	11.0	11	0
Anderson	1	9	9.0	9	0
Curtis	1	4	4.0	4	0
Cowboys	70	1,554	22.2	98	1
Opponents	71	1,510	21.3	93	1

SCORE BY	1	2	3	4	OT	T
QUARTERS						
Cowboys	72	117	62	111	0	362
Opponents	79	109	67	104	6	365

FIELD GOALS	11-19	20-29	30-39	40-49	50-59
Folk	0-0	1-1	7-8	10-11	2-2
Cowboys	0-0	1-1	7-8	10-11	2-2
Opponents	0-0	9-9	16-16	11-14	2-5

Folk: (1,)(51,47),(25,39),(36),(30),(37M,52),(46M),(38,45),(1,)(48,41,47,42),(41,42),(44,33),(1),(35),(37,42)

Opponents: (34),(34,44,22),(36,38,33),(20,33,33,29),(41,31,40),(41),(54M,52,35),(36,35,51M,41),(41,46M),(1),(53M,23,22,35),(44,38,25),(45M,24,41),(34,47),(26,29,37,35),(40,50,41,40M)

SCORING	TDR	TD	P	FG	PAT	S	TP
Folk	0	0	0	20/22	42/42	0	102
Owens	0	10	0	0/0	0/0	0	60
Barber	7	2	0	0/0	0/0	0	54
Witten	0	4	0	0/0	0/0	0	24
Crayton	0	4	0	0/0	0/0	0	24
F. Jones	3	0	1a	0/0	0/0	0	24
Bennett	0	4	0	0/0	0/0	0	24
Austin	0	3	0	0/0	0/0	0	18
Choice	2	0	0	0/0	0/0	0	12
Anderson	0	1	0	0/0	0/0	0	6
R.E. Williams	0	1	0	0/0	0/0	0	6
Jenkins	0	0	1b	0/0	0/0	0	6
Polk	0	0	0	0/0	0/0	1%	2
Cowboys	12	29	2	20/22	42/42	1	362
Opponents	10	17	4*	35/40	28/28	1*	365

2-Pt. Conversions: Team 0-1, Opponents 0-2

a 98-yd kickoff return vs. Philadelphia (9/15)

b 23-yd int return at N.Y. Giants (11/2)

% blocked punt in end zone vs. SF (11/23)

\* C. Gocong 0 fumble recovery vs. Phi (9/15)

J. Arrington 93 kickoff return at Arizona (10/12)

M. Beisel 3 block punt return at Arizona (10/12)

D. Townsend 25 int return at Pittsburgh (12/7)

C. Clemons 73 fumble return at Phi (12/28)

J. Hanson 96 fumble recovery at Phi (12/28)

^ Kiwanuka forced fum out of ez vs. NYG (12/14)

## USUAL STARTERS

WR	Terrell Owens	RE	Chris Canty
LT	Flozell Adams	NT	Jay Ratliff
LG	Cory Procter (11)	LE	Marcus Spears
C	Andre Gurode	SLB	Breg Ellis
RG	Leonard Davis	MLB	Bradie James
RT	Marc Colombo	JLB	Zach Thomas
TE	Jason Witten	WLB	DeMarcus Ware
WR	Patrick Crayton	LCB	Terence Newman (9)
QB	Tony Romo		Adam Jones (4)
RB	Marion Barber		Mike Jenkins (3)
FB	Deon Anderson		Anthony Henry
			SS Keith Davis (8)
K	Nick Folk		FS Ken Hamlin
P	Sam Paulecu (10)		
	Mat McBriar (6)		

Pro Bowlers in Bold



# 2010 ★ DALLAS COWBOYS STATISTICS ★ 2010

**THIRD PLACE, NFC EAST**  
**HEAD COACH: WADE PHILLIPS (1-7)**  
**JASON GARRETT (5-3)**

**PRESEASON (3-2)**

Date	W/L	Score	Opponent	Att.
8/8	W	16-7	CIN. @ Canton	22,364
8/12	L	9-17	OAKLAND	72,282
8/21	W	16-14	@ San Diego	64,372
8/28	L	7-23	@ Houston	70,725
9/2	W	27-25	MIAMI	71,805

**REGULAR SEASON (6-10)**

9/12	L	7-13	@ Washington	90,670
9/19	L	20-27	CHICAGO	85,168*
9/26	W	27-13	@ Houston	71,456
10/3			- Bye -	
10/10	L	27-34	TENNESSEE	90,616*
10/17	L	21-24	@ Minnesota	64,120
10/25	L	35-41	N.Y. GIANTS	91,375*
10/31	L	17-35	JACKSONVILLE	81,395*
11/7	L	7-45	@ Green Bay	70,913
11/14	W	33-20	@ N.Y. Giants	80,851
11/21	W	35-19	DETROIT	81,261*
11/25	L	27-30	NEW ORLEANS	93,985*
12/5	W	38-35	@ Indianapolis (OT)	67,471
12/12	L	27-30	PHILADELPHIA	85,673*
12/19	W	33-30	WASHINGTON	86,904**
12/25	L	26-27	@ Arizona	66,971
12/31	W	14-13	@ Philadelphia	69,144

AT&T Stadium configuration

\*All Open #-All Closed

^-Only Doors Open %-Only Roof Open

TEAM STATISTICS	DALLAS	OPP
FIRST DOWNS	327	309
Rushing	104	84
Passing	201	200
Penalty	22	25
Third Down-Made/Att.	86/211	81/204
Third Down Efficiency	40.6	39.7
Fourth Down-Made/Att.	13/22	4/9
TOTAL NET YARDS	5,828	5,628
Avg. Per Game	364.3	351.8
Total Plays	1,035	977
Avg. Per Play	5.6	5.8
NET YARDS RUSHING	1,786	1,734
Avg. Per Game	111.6	108.4
Total Rushes	428	402
Avg. Per Rush	4.2	4.3
NET YARDS PASSING	4,042	3,894
Avg. Per Game	252.6	243.4
Sacked/Yards Lost	31/166	35/257
Gross Yards	4,208	4,151
ATTEMPTS/COMPLETIONS	576/378	540/348
Pct. of Completions	65.8	64.4
Had Intercepted	19	20
PUNTS/AVERAGE	66/47.2	70/43.1
Net Punting Average	41.7	35.4
PUNT RETURN/AVG.	24/15.9	33/6.2
KICKOFF RETURN/AVG.	74/21.2	56/24.3
INT./AVG.	20/15.1	19/14.6
PENALTIES/YARDS	109/863	79/641
FUMBLE/BALL LOST	28/11	20/10
TOUCHDOWNS	46	51
Rushing	10	11
Passing	29	33
Returns	7	7
EXTRA POINTS/ATTEMPTS	42/44	49/49
TWO POINT CONV./ATT.	2/2	2/2
FIELD GOALS/ATTS.	24/32	25/27
AVG. TIME OF POSSESSION	31:11	28:49

PASSING	ATT	COMP	YDS	PCT	AVG	TD	PCT INT	PCT INT	LG	SKS/YDS	RATING	
Klina	318	209	2,365	65.7	7.4	16	5.0	12	3.8	711	21/100	88.9
Romo	213	148	1,605	69.5	7.5	11	5.2	7	3.3	691	7/41	94.9
McGee	44	22	238	50.0	5.4	2	4.5	0	0.0	371	3/25	81.4
Barber	1	0	0	0.0	0.0	0	0.0	0	0.0	0	0/0	39.6
Cowboys	576	209	4,208	65.8	7.3	29	5.0	19	3.3	711	21/100	88.9
Opponents	540	348	4,151	64.4	7.7	33	6.1	20	3.7	911	35/257	92.7

RUSHING	ATT	YDS	AVG	LG	TD
Jones	185	800	4.3	34	1
Barber	113	374	3.3	25	4
Choice	66	243	3.7	26	3
Klita	31	147	4.7	29	1
Austin	7	93	13.3	60	1
McGee	13	74	5.7	14	0
Romo	6	38	6.3	14	0
Gronkowski	5	17	3.4	8	0
Bryant	1	0	0.0	0	0
McBriar	1	0	0.0	0	0
Cowboys	428	1,786	4.2	60	10
Opponents	402	1,734	4.3	56	11

RECEIVING	NO	YDS	AVG	LG	TD
Witten	94	1,002	10.7	33	9
Austin	69	1,041	15.1	69	7
Jones	48	450	9.4	71	1
Bryant	45	561	12.5	46	6
R.Williams	37	530	14.3	63	5
Bennett	33	260	7.9	32	0
Choice	17	109	6.4	17	0
Hurd	14	120	8.6	13	0
Barber	11	49	4.5	15	0
Gronkowski	7	35	5.0	12	1
Ogletree	3	34	11.3	19	0
Johnson	1	6	6.0	6	0
Romo	0	11	11.0	11	0
Cowboys	379	4,208	11.1	71	29
Opponents	348	4,151	11.9	91	33

INTERCEPTIONS	NO	YDS	AVG	LG	TD
Sensibaugh	5	26	5.2	10	0
Newman	5	16	3.2	30	0
Ball	2	44	22.0	31	1
Lee	2	27	13.5	27	0
McCann	1	101	101.0	101	1
Brooking	1	41	41.0	41	0
Scandrick	1	40	40.0	40	1
James	1	11	11.0	11	0
McCray	1	0	0.0	0	0
Jenkins	1	-4	-4.0	-4	0
Cowboys	20	302	15.1	101	3
Opponents	19	277	14.6	66	3

PUNTING	NO	YDS	AVG	TB	IN20	LG	BL	NET
McBriar	65	3,115	47.9	8	22	65	1	41.7
Cowboys	65	3,115	47.9	8	22	65	1	41.7
Opp.	70	3,020	43.4	8	26	69	0	35.4

PUNT RETURNS	NO	YDS	AVG	FC	LG	TD
Bryant	15	215	14.3	0	93	2
McCann	8	165	20.6	10	97	1
Holley	1	2	2.0	0	0	0
Owusu-Ansah	0	0	0.0	4	0	0
Cowboys	24	382	15.9	14	97	3
Opponents	33	205	6.2	7	16	0

KICKOFF RETURNS	NO	YDS	AVG	LG	TD
Owusu-Ansah	25	543	21.7	41	0
McCann	23	507	22.0	38	0
Bryant	12	293	24.4	43	0
Ogletree	6	109	18.2	31	0
Choice	3	61	20.3	27	0
Gronkowski	2	23	11.5	13	0
Rucker	1	16	16.0	16	0
Chandler	1	11	11.0	11	0
Newman	1	9	9.0	9	0
Cowboys	74	1,572	21.2	43	0
Opponents	56	1,363	24.3	95	1

SCORE BY	QUARTERS	1	2	3	4	OT	T
Cowboys		70	104	106	111	3	394
Opponents		85	130	95	126	0	436

FIELD GOALS	11-19	20-29	30-39	40-49	50-60
Buehler	0-0	8-8	4-7	8-11	4-4
Cowboys	0-0	8-8	4-7	8-11	4-6
Opponents	0-0	8-8	4-4	9-10	4-5

Buehler	(34M)	(28,44M,48)	(49,40)	(51,44M,26)
	(,26,41),(34),(,)(,22,23,34M),(,)	(21,53,59M),(30,48M,46,38),(50,43),	(42,20,35M,20,39),(42,53),(52M)	
Opp:	(29,49),(38,40),(24,30),(52,40),(38),	(53,26),(,)(54B,26),(43,25),(47),	(50,45,28),(,)(39,50,22),(,)	(49M,49,48),(43,22)

SCORING	TDR	TD	PTR	2PT	FG	PAT	S	TP
Buehler	0	0	0	0	24/32	42/44	0	114
Witten	0	9	0	0	0/0	0/0	0	56
Austin	1	7	0	0	0/0	0/0	0	48
Bryant	0	6	2a	0	0/0	0/0	0	48
R.Williams	0	5	0	1	0/0	0/0	0	32
Barber	4	0	0	0	0/0	0/0	0	24
Choice	3	0	0	0	0/0	0/0	0	18
Jones	1	1	0	0	0/0	0/0	0	12
McCann	0	0	2b	0	0/0	0/0	0	12
Gronkowski	0	1	0	0	0/0	0/0	0	6
Lee	0	0	1d	0	0/0	0/0	0	6
Klita	1	0	0	0	0/0	0/0	0	6
Scandrick	0	0	1c	0	0/0	0/0	0	6
Ware	0	0	1e	0	0/0	0/0	0	6
Cowboys	10	29	7	2	24/32	42/44	0	394
Opponents	11	33	7*	2	25/27	49/49	1	436

2-Pt. Conversions: Team 2-2, Opponents 2-2

- a 62 punt return vs. Chi (9/19)
- 93 punt return vs. NYG (10/25)
- b 101 int return, @ NYG (11/14)
- 97 punt return vs. Detroit (11/21)
- c 40 int return, @ Indianapolis (12/5)
- d 31 int return, @ Indianapolis (12/5)
- e 17 fumble return @ Phil (12/11)

- \* D. Hall 32 fumble return, @ Wash (9/12)
- P. Harvin 95 kickoff return, @ Minn (10/17)
- N. Collins 26 fumble return, @ Green Bay (11/7)
- C. Matthews 62 int. return, @ Green Bay (11/7)
- T. Smith 2 block punt return @ Ind (12/15)
- D. Rodgers-Cromartie 32 int. return @ Ari (12/25)
- G. Toler 66 int. return @ Ari (12/25)
- A. L. Davis holding in endzone vs. Det (11/21)

**USUAL STARTERS**

WR	Roy Williams (10)	RE	Igor Olshansky (14)
LT	Doug Free	NT	Jay Ratliff
LG	Kyle Kosier (13)	LE	Marcus Spears (7)
C	Andre Gurode		Stephen Bowen (7)
RG	Leonard Davis	SLB	Anthony Spence
RT	Marc Colombo (15)	MLB	Bradie James
TE	Jason Witten	JLB	Keith Brooking
WR	Miles Austin	WLB	DeMarcus Ware
QB	Tony Romo (6)	LCB	Terence Newman
	Jon Kitna (9)	RCB	Mike Jenkins
RB	Marion Barber (10)	SS	Gerald Sensibaugh (14)
	Felix Jones (6)	FS	Alan Ball
FB	Chris Gronkowski (10)		

K David Buehler

P Mat McBriar

**Pro Bowlers in Bold**



# 2011 ★ DALLAS COWBOYS STATISTICS ★ 2011

STAFF PLAYERS RECORDS 2011 STATISTICS SIDELINES

## THIRD PLACE, NFC EAST HEAD COACH: JASON GARRETT

### PRESEASON (2-2)

Date	W/L	Score	Opponent	Att.
8/11	W	24-23	DENVER	74,045
8/21	L	7-20	SAN DIEGO	73,665
8/27	W	23-17	@ Minnesota	62,800
9/1	L	3-17	@ Miami	40,727

### REGULAR SEASON (8-8)

Date	W/L	Score	Opponent	Att.
9/11	L	24-27	@ N.Y. Jets	78,702
9/18	W	27-24	@ San Fran (OT)	69,732
9/26	W	18-16	WASHINGTON	90,017%
10/2	L	30-34	DETROIT	78,122%
10/9		- Bye -		
10/16	L	16-20	@ New England	68,756
10/23	W	34-7	ST. LOUIS	80,086%
10/30	L	7-34	@ Philadelphia	69,144
11/6	W	23-13	SEATTLE	81,501%
11/13	W	44-7	BUFFALO	85,157%
11/20	W	27-24	@ Washington (OT)	80,122%
11/24	W	20-19	MIAMI	87,418*
12/4	L	13-19	@ Arizona (OT)	62,180
12/11	L	34-37	N.Y. GIANTS	92,952%
12/17	W	31-15	@ Tampa Bay	65,162
12/24	L	7-20	PHILADELPHIA	84,432%
1/1/12	L	14-31	@ N.Y. Giants	81,077

AT&T Stadium configuration

\*-All Open #-All Closed

^-Only Doors Open %-Only Roof Open

### SCORE BY QUARTERS

	1	2	3	4	OT	T
Cowboys	72	110	62	119	6	369
Opponents	51	112	75	103	6	347

### RUSHING

Player	ATT	YDS	AVG	LG	TD
Murray	164	897	5.5	91	2
Jones	127	575	4.5	40	1
Morris	28	98	3.5	15	0
Tanner	22	76	3.5	17	1
Choice	28	75	2.7	14	0
Romo	22	46	2.1	17	1
McGee	4	28	7.0	12	0
Bryant	1	5	5.0	5	0
Fiammetta	4	4	1.0	3	0
Austin	2	3	1.5	5	0
Ogletree	2	3	1.5	7	0
Washington	1	-1	-1.0	-1	0
Kitna	3	-2	-0.7	0	0
Cowboys	408	1,807	4.4	91	5
Opponents	385	1,585	4.1	40	10

### RECEIVING

Player	NO	YDS	AVG	LG	TD
Witten	79	942	11.9	64	5
Bryant	63	928	14.7	50	9
Robinson	54	858	15.9	74	11
Austin	43	579	13.5	53	7
Jones	33	221	6.7	27	0
Murray	26	183	7.0	18	0
Bennett	17	144	8.5	15	0
Ogletree	15	164	10.9	33	0
Phillips	15	101	6.7	12	1
Choice	11	71	6.5	18	0
Holley	7	169	24.1	77	0
Morris	5	13	2.6	9	0
Fiammetta	3	39	13.0	15	0
Tanner	2	19	9.5	11	0
Washington	2	13	6.5	15	0
Chapas	1	9	9.0	9	0
Cowboys	376	4,453	11.8	77	33
Opponents	336	4,149	12.3	74	24

### INTERCEPTIONS

Player	NO	YDS	AVG	LG	TD
Lee	4	87	21.8	37	0
Newman	4	80	20.0	43	1
Sensabaugh	2	11	5.5	11	0
Hatcher	1	16	16.0	16	0
Ball	1	15	15.0	15	0
Walker	1	5	5.0	5	0
Jenkins	1	3	3.0	3	0
Scandrick	1	0	0.0	0	0
Cowboys	15	217	14.5	43	1
Opponents	12	158	13.2	56	2

### PUNTING

Player	NO	YDS	AVG	TB	IN20	LG	BL	NET
McBriar	58	2,542	43.8	7	21	68	1	36.1
Jones	10	426	42.6	1	4	54	0	42.6
Bailey	2	79	39.5	0	0	41	0	37.0
Cowboys	70	3,047	42.9	8	25	68	1	36.7
Opp.	72	3,420	47.5	6	21	70	0	41.8

### PUNT RETURNS

Player	NO	FC	YDS	AVG	LG	TD
Bryant	15	5	103	6.9	20	0
Harris	15	6	80	5.3	14	0
Owusu-Ansah	6	3	47	7.8	21	0
Ogletree	2	0	35	17.5	25	0
McCann	2	0	13	6.5	16	0
Holley	1	0	15	15.0	15	0
Cowboys	41	14	293	7.1	22	0
Opponents	30	17	278	9.3	55	0

KICKOFF RETURNS	NO	YDS	AVG	LG	TD
Harris	8	231	28.9	51	0
Jones	7	186	26.6	69	0
Ogletree	6	114	19.0	25	0
Owusu-Ansah	3	56	18.7	23	0
Bryant	3	55	18.3	26	0
Murray	2	36	18.0	22	0
Phillips	2	26	13.0	16	0
Lissimore	1	38	38.0	38	0
McCann	1	26	26.0	26	0
Cowboys	33	768	23.3	69	0
Opponents	52	1,114	21.4	43	0

FIELD GOALS 11-19	20-29	30-39	40-49	50+	
Bailey	1-1	8-9	11-11	10-12	2-4
Cowboys	1-1	8-9	11-11	10-12	2-4
Opponents	0-0	12-12	4-5	5-9	5-7

Bailey: (34),(21M,48,19),(41,27,32,41,23,40), (41,35,23),(48,22,26),(30,51),(1),(20,20,42), (45,36,31),(37,39),(32,28), (53M,50,37,49M),(49,49,47B),(30), (1),(52M)  
Opp: (34,50),(55),(46,27,36B,50),(33,51),(31,26), (1),(23,26),(45,32,41B),(52M),(40,49M,52M), (26,47M,28,27,23),(48,23),(23,26),(1), (43,51),(40M,28)

### SCORING TRAIL

Player	TD	DP	TDRT	2P	FG	PAT	S	TP
Bailey	0	0	0	0	32/37	39/39	0	135
Robinson	0	11	0	0	0	0	0	66
Bryant	0	9	0	0	0	0	0	54
Austin	0	7	0	0	0	0	0	42
Witten	0	5	0	0	0	0	0	30
Murray	2	0	0	0	0	0	0	12
Jones	1	0	0	0	0	0	0	6
Newman	0	0	1a	0	0	0	0	6
Phillips	0	1	0	0	0	0	0	6
Romo	1	0	0	0	0	0	0	6
Tanner	1	0	0	0	0	0	0	6
Cowboys	5	33	1	0	32/37	39/39	0	369
Opponents	10	24	4*	2	26/33	35/35	1*	437

2-Pt. Conversions: Team 0-0, Opponents 2-2

a T.Newman 43 int return, vs. Buf (11/13)

\* I. Trufant 18 block punt return, @ NYJ (9/11)

B. Carpenter 34 int. return, vs. Det (10/2)

C. Houston 56 int. return, vs. Det (10/2)

D. Watson 7 fumble return, @ TB (12/17)

^ J. Pierre-Paul Romo sack, vs. NYG (12/11)

### USUAL STATISTICS

WR	Dez Bryant (13)	RE	Jason Hatcher (10)
LT	Doug Free		Marcus Spears (5)
LG	Nel Nagay (4)	NT	Jay Ratliff
	Montreae Holland (10)	LE	Kenyon Coleman (15)
C	Phil Costa	SLB	Anthony Coleman (15)
RG	Kyle Kosier	MLB	Bradie James (13)
RT	Tyron Smith	JLB	Sean Lee (15)
TE	Tyson Hatten	WLB	DeMarcus Ware
WR	Miles Austin (10)	LCB	Terence Newman (14)
	Laurent Robinson (4)	RCB	Mike Jenkins (12)
QB	Tony Romo		Orlando Scandrick (4)
RB	Felix Jones (8)	SS	Abram Elam
	Delmarco Murray (7)	FS	G. Sensabaugh
FB	Tony Fiammetta (6)		
	John Phillips (4)	K	Dan Bailey
		P	Mat McBriar

Pro Bowlers in Bold

TEAM STATISTICS	DALLAS	OPP
FIRST DOWNS	327	305
Rushing	91	78
Passing	219	199
Penalty	17	28
Third Down-Made/Att.	78/198	81/204
Third Down Efficiency	39.4	39.7
Fourth Down-Made/Att.	5/10	4/11
TOTAL NET YARDS	6,008	5,491
AVG. Per Game	375.5	343.2
Total Plays	1,017	972
AVG. Per Play	5.9	5.6
NET YARDS RUSHING	1,807	1,585
AVG. Per Game	112.9	99.1
Total Rushes	408	385
AVG. Per Rush	4.4	4.1
NET YARDS PASSING	4,201	3,906
AVG. Per Game	262.6	244.1
Sacked/Yards Lost	39/252	42/243
Gross Yards	4,453	4,149
ATTEMPTS/COMPLETIONS	570/376	545/336
Pct. of Completions	66.0	61.7
Had Intercepted	12	15
PUNTS/AVERAGE	71/42.9	72/47.5
Net Punting/Average	36.2	41.8
PUNT RETURN/AVG.	41/7.1	30/9.3
KICKOFF RETURN/AVG.	33/23.7	52/21.4
INT./AVG.	15/14.5	12/13.2
PENALTIES/YARDS	114/616	85/650
FUMBLES/BALL LOST	24/9	20/10
Touchdowns	39	38
Rushing	5	10
Passing	33	24
Returns	1	4
EXTRA POINTS/ATTEMPTS	39/39	35/35
TWO POINT CONV./ATT.	0/0	2/2
FIELD GOALS/ATTS.	32/37	26/33
AVG. TIME OF POSSESSION	30:55	29:05

	PASSING	ATT	COMP	YDS	PCT	AVG	PCT	PCT	LG	SKS/YDS	RATING	
Romo	522	346	4,184	66.3	8.0	31	5.9	10	19	77	36/227	102.5
McGee	38	24	182	63.2	4.8	1	2.6	0	0	19	3/25	83.4
Kitna	10	6	87	60.0	8.7	1	10.0	2	20.0	33	0/0	82.1
Cowboys	570	376	4,453	66.0	7.8	33	5.8	12	5.1	77	36/252	100.1
Opponents	545	336	4,149	61.7	7.6	24	4.4	15	2.8	74	42/243	88.4

# 2012 ★ DALLAS COWBOYS STATISTICS ★ 2012

## THIRD PLACE, NFC EAST HEAD COACH: JASON GARRETT

### PRESEASON (3-1)

Date	W/L	Score	Opponent	Att.
8/13	W	3-0	@ Oakland	50,403
8/18	L	20-28	@ San Diego	53,381
8/25	W	20-19	ST. LOUIS	75,226
9/1	W	30-13	MIAMI	73,481

### REGULAR SEASON (8-8)

Date	W/L	Score	Opponent	Att.
9/5	W	24-17	@ N.Y. Giants	82,287
9/16	L	7-27	@ Seattle	68,008
9/23	W	16-10	TAMPA BAY	81,984*
10/1	L	18-34	CHICAGO	90,080*
10/7			- Bye -	
10/14	L	29-31	@ Baltimore	71,384
10/21	W	19-14	@ Carolina	73,981
10/28	L	24-29	N.Y. GIANTS	94,067*
11/4	L	13-19	@ Atlanta	70,840
11/11	W	38-23	@ Philadelphia	69,144
11/18	W	23-20	CLEVELAND (OT)	81,963*
11/22	L	31-38	WASHINGTON	90,168*
12/2	W	38-33	PHILADELPHIA	81,851*
12/9	W	20-19	@ Cincinnati	63,590
12/16	W	27-24	PITTSBURGH (OT)	95,595*
12/23	L	31-34	NEW ORLEANS (OT)	92,570*
12/30	L	18-28	@ Washington	82,845

AT&T Stadium configuration  
\*All Open #All Closed  
^Only Doors Open %Only Roof Open

TEAM STATISTICS	DALLAS	OPP
FIRST DOWNS	338	317
Rushing	76	92
Passing	237	195
Penalty	25	30
Third Down-Made/Att	93/212	81/202
Third Down Efficiency	43.9	40.1
Fourth Down-Made/Att	8/11	6/11
TOTAL NET YARDS	5,994	5,687
Avg. Per Game	374.6	355.4
Total Plays	1,049	986
Avg. Per Play	5.7	5.8
NET YARDS RUSHING	1,265	2,003
Avg. Per Game	79.1	125.2
Total Rushes	355	441
Avg. Per Rush	3.6	4.5
NET YARDS PASSING	4,729	3,684
Avg. Per Game	295.6	230.3
Sacked/Yards Lost	36/263	34/211
Gross Yards	4,992	3,895
Attempts/Completions	658/434	511/320
Pct. of Completions	66.0	62.6
Had Intercepted	19	7
PUNTS/AVERAGE	69/44.0	74/45.4
Net Punting Average	38.6	37.1
PUNT RETURN/AVG.	34/12.4	29/9.6
KICKOFF RETURN/AVG.	36/20.6	50/22.0
INT./AVG.	7/21.0	19/17.9
PENALTIES/YARDS	117/853	89/726
FUMBLES/BALL LOST	20/10	18/9
TOUCHDOWNS	41	45
Rushing	8	17
Passing	29	22
Returns	4	6
EXTRA POINTS/ATTEMPTS	37/37	43/44
TWO POINT CONV./ATT.	3/4	0/1
FIELD GOALS/ATTEMPTS	29/31	29/33
AVG. TIME OF POSSESSION	30:33	29:27

PASSING	ATT	COMP	YDS	PCT	AVG	TD	PCT	PCT	INT	LG	SKS/YDS	RATING
Romo	648	425	4,903	65.6	7.6	28	4.3	19	2.9	851	36/263	90.5
Orton	10	9	89	90.0	8.9	1	10.0	0	0.0	21	0/0	137.1
Cowboys	658	434	4,992	66.0	7.6	29	4.4	19	2.9	851	36/263	91.3
Opponents	511	320	3,895	62.6	7.6	22	4.3	7	1.4	681	34/211	94.7

RUSHING	ATT	YDS	AVG	LG	TD
Murray	161	663	4.1	48	4
F. Jones	111	402	3.6	22	3
Dunbar	21	75	3.6	18	0
Tanner	25	61	2.4	9	0
Romo	30	49	1.6	15	1
Vickers	3	11	3.7	13	0
Ogletree	2	9	4.5	5	0
Bryant	2	-5	-2.5	6	0
Cowboys	355	1,265	3.6	48	8
Opponents	441	2,003	4.5	43	17

RECEIVING	NO	YDS	AVG	LG	TD
Witten	110	1,039	9.4	36	3
Bryant	92	1,382	15.0	85	12
Austin	66	943	14.3	49	6
Murray	35	251	7.2	22	0
Ogletree	32	436	13.6	65	4
F. Jones	25	262	10.5	39	2
Harris	17	222	13.1	36	1
Beasley	15	128	8.5	20	0
Vickers	13	104	8.0	17	0
Hanna	8	86	10.8	29	0
Phillips	8	55	6.9	19	1
Dunbar	6	33	5.5	14	0
Tanner	4	41	10.3	15	0
Holmes	2	11	5.5	7	0
Romo	1	-1	-1.0	-1	0
Cowboys	434	4,992	11.5	85	29
Opponents	320	3,895	12.2	68	22

INTERCEPTIONS	NO	YDS	AVG	LG	TD
Carr	3	120	40.0	47	1
Peprah	1	27	27.0	2	0
Claiborne	1	0	0.0	0	0
Lee	1	0	0.0	0	0
McCray	1	0	0.0	0	0
Cowboys	7	147	21.0	47	1
Opponents	19	340	17.9	74	3

PUNTING	NO	YDS	AVG	TB	IN20	LG	BL	NET
Moorman	56	2,497	44.6	3	22	64	0	38.9
C. Jones	12	542	45.2	0	6	60	1	40.0
Cowboys	68	3,039	44.0	3	28	64	1	39.1
Opp.	74	3,362	45.4	10	25	68	0	37.1

PUNT RETURNS	NO	YDS	AVG	FC	LG	TD
Harris	22	354	16.1	11	78	1
Bryant	12	66	5.5	3	44	0
Cowboys	34	420	12.4	13	78	1
Opponents	29	279	9.6	15	98	1

KICKOFF RETURNS	NO	YDS	AVG	LG	TD
Dunbar	12	261	21.8	44	0
F. Jones	11	236	21.5	29	0
Harris	11	210	19.1	29	0
Phillips	1	20	20.0	20	0
Vickers	1	14	14.0	14	0
Cowboys	36	741	20.6	44	0
Opponents	50	1,102	22.0	108	1

SCORE BY	1	2	3	4	OT	T
QUARTERS						
Cowboys	36	88	84	162	6	376
Opponents	71	127	79	120	3	400

FIELD GOALS	11-19	20-29	30-39	40-49	50+
Bailey	1-1	5-5	13-13	7-7	3-5
Cowboys	1-1	5-5	13-13	7-7	3-5
Opponents	0-0	9-9	9-12	9-10	2-2

Bailey: (33),(),(32,26,22),(39),(42,43,34,51M),  
(19,49,28,38),(51),(23,32,54M),(30),  
(44,32,38),(30,33,51),(39),(37,40),(50,21),  
(47),(48)  
Opp: (22),(21,25),(28),(43,21),(38),(),  
(41,37,26,43,37),(37M,45,46,43M,36,32),  
(40),(51,37),(48),(43,43),(25,33,25,52),(32)  
(36M,37,20),(37M)

SCORING	TDR	TD	TDPR2	PR	FG	PAT	S	TP
Bailey	0	0	0	29/31	37/37	0	124	
Bryant	0	12	0	2	0/0	0	74	
Austin	0	6	0	0/0	0/0	0	36	
F. Jones	3	2	0	0/0	0/0	0	30	
Murray	4	0	0	0/0	0/0	0	24	
Ogletree	0	4	0	0/0	0/0	0	24	
Witten	0	3	0	0/0	0/0	0	18	
Harris	0	1	1a	2	0/0	0	14	
Romo	1	0	0	2/0	0/0	0	8	
Carr	0	0	1b	0/0	0/0	0	6	
Claiborne	0	0	1c	0/0	0/0	0	6	
Hatcher	0	0	1d	0/0	0/0	0	6	
Phillips	0	1	0	0/0	0/0	0	6	
Cowboys	8	29	4	3	39/31	37/37	0	376
Opponents	17	22	6*	0	29/33	43/44	0	400

2-Pt. Conversions: Team 3-4, Opponents 0-1

- a 78 punt return, @ Philadelphia (11/11)
- b 47 int. return, @ Philadelphia (11/11)
- c 50 fumble return, vs Philadelphia (12/2)
- d 0 fumble return, @ Philadelphia (11/11)

- \* J. Johnson 3 block punt return, @ Seattle (9/16)
- C. Tillman 25 int. return, vs Chicago (10/1)
- L. Briggs 74 int. return, vs Chicago (10/1)
- J. Jones 108 kickoff return, @ Baltimore (10/14)
- J. Pierre-Paul 28 int. return, vs NYG (10/28)
- D. Johnson 98 punt return, vs Phi (12/2)

### USUAL STARTERS

WR	Dez Bryant	RE	Jason Hatcher
LT	Doug Free	NT	Jay Ratliff (96)
LG	Nate Livings		Josh Brent (5)
C	Ryan Cook (11)		Sean Lissemore (3)
RG	Maxxien Bernadeau	LE	Kenyon Coleman (5)
RT	Tyron Smith		Marcus Spears (6)
TE	Jason Witten	SLB	Anthony Spencer
WR	Miles Austin	MLB	Bruce Carter (11)
QB	Tony Romo		Dan Connor (5)
RB	DeMarco Murray (10)	WLB	Sean Lee (6)
	Felix Jones (6)		Ernie Sims (6)
FB	Lawrence Vickers (6)	JLB	DeMarcus Ware
	John Phillips (8)	LCB	Brandon Carr
		RCB	Morris Claiborne
K	Dan Bailey	SS	Barry Church (3)
P	Chris Jones (4)		Danny McCray (910)
	Brian Moorman (12)	FS	Gerald Sensabaugh

**Pro Bowlers in Bold**

# 2013 ★ DALLAS COWBOYS STATISTICS ★ 2013

STAFF PLAYERS 2022 SEASON RECORDS PLAYOFF RECORDS 2013 STATISTICS SIDELINES

SECOND PLACE, NFC EAST HEAD COACH: JASON GARRETT			
PRESEASON (2-3)			
Date	W/L	Score	Opponent
8/4	W	24-20	MIAMI @ Canton
8/9	L	17-19	@ Oakland
8/17	L	7-12	@ Arizona
8/24	W	24-18	CINCINNATI
8/29	L	6-24	HOUSTON
REGULAR SEASON (8-8)			
9/8	W	36-31	N.Y. GIANTS
9/15	L	16-17	@ Kansas City
9/22	W	31-7	ST. LOUIS
9/29	L	21-30	@ San Diego
10/6	L	48-51	DENVER
10/13	W	31-16	WASHINGTON
10/20	W	17-3	@ Philadelphia
10/27	L	30-31	@ Detroit
11/3	W	27-23	MINNESOTA
11/10	L	17-49	@ New Orleans
11/17			- Bye -
11/24	W	24-21	@ N.Y. Giants
11/28	W	31-24	OAKLAND
12/9	L	28-45	@ Chicago
12/15	L	36-37	GREEN BAY
12/22	W	24-23	@ Washington
12/29	L	22-24	PHILADELPHIA

RUSHING	ATT	YDS	AVG	LG	TD
Murray	217	1,121	5.2	43	9
Randle	54	164	3.0	19	2
Dunbar	30	150	5.0	45	0
Romo	20	38	1.9	15	0
Tanner	9	12	1.3	9	1
Orton	1	8	8.0	8	0
Harris	1	6	6.0	6	0
T. Williams	3	4	1.3	5	0
Bryant	1	1	1.0	1	0
Cowboys	336	1,504	4.5	45	12
Opponents	437	2,056	4.7	60	17

RECEIVING	NO	YDS	AVG	LG	TD
Bryant	93	1,233	13.3	79	13
Witten	73	851	11.7	34	8
Murray	53	350	6.6	22	1
T. Williams	44	736	16.7	82	5
Beasley	39	368	9.4	23	2
Austin	24	244	10.2	20	0
Hanna	12	73	6.1	21	0
Escobar	9	134	14.9	25	2
Harris	9	80	8.9	24	2
Randle	8	61	7.6	13	0
Tanner	7	59	8.4	17	0
Tanner	3	33	11.0	17	0
Cluts	1	4	4.0	4	0
Cowboys	375	4,226	11.3	82	33
Opponents	403	4,835	12.0	87	33

INTERCEPTIONS	NO	YDS	AVG	LG	TD
Lee	4	174	43.5	74	1
Carr	3	49	16.3	49	1
Scandrick	2	0	0.0	0	0
Moore	1	21	21.0	21	0
Allen	1	13	13.0	13	0
Ware	1	0	0.0	0	0
Church	1	0	0.0	0	0
Claiborne	1	0	0.0	0	0
Heath	1	0	0.0	0	0
Cowboys	15	257	17.1	74	2
Opponents	12	140	11.7	91	0

PUNTING	NO	YDS	AVG	TB	IN20	LG	BL	NET
C. Jones	77	3,467	45.0	6	30	62	0	39.1
Cowboys	77	3,467	45.0	6	30	62	0	39.1
Opp.	61	2,880	47.2	6	20	68	0	38.9

PUNT RETURNS	NO	YDS	AVG	FC	LG	TD
Harris	20	256	12.8	10	86	1
Beasley	10	68	6.8	3	14	0
Spurlock	1	62	62.0	0	62	0
Cowboys	31	386	12.5	13	86	1
Opponents	37	339	9.2	27	26	0

KICKOFF RETURNS	NO	YDS	AVG	LG	TD
Harris	28	857	30.6	90	0
T. Williams	6	142	23.7	32	0
Spurlock	3	51	17.0	19	0
Bosworth	2	29	14.5	16	0
Dunbar	1	28	28.0	28	0
Cluts	1	12	12.0	12	0
Beasley	1	11	11.0	11	0
A. Smith	1	10	10.0	10	0
Randle	1	7	7.0	7	0
Escobar	1	0	0.0	0	0
Cowboys	45	1,147	25.5	90	0
Opponents	38	791	20.8	45	0

SCORE BY QUARTERS	1	2	3	4	OT	T
Cowboys	91	125	98	125	-	439
Opponents	67	119	108	138	-	432

FIELD GOALS	11-19	20-29	30-39	40-49	50+
Bailey	2-2	2-2	8-9	10-10	6-7
Cowboys	2-2	2-2	8-9	10-10	6-7
Opponents	0-0	11-11	6-7	6-7	2-4

SCORING	TDR	TD	PT	FG	PAT	ST	TP
Bailey	0	0	0	0	28/30	47/47	0
Bryant	0	13	0	0	0/0	0/0	0
Murray	9	1	0	0	0/0	0/0	0
Witten	0	8	0	0	0/0	0/0	0
T. Williams	0	5	0	1	0/0	0/0	0
Harris	0	2	1a	0	0/0	0/0	18
Beasley	0	2	0	0	0/0	0/0	12
Escobar	0	2	0	0	0/0	0/0	12
Randle	2	0	0	0	0/0	0/0	12
Church	0	0	1b	0	0/0	0/0	6
Church	0	0	1c	0	0/0	0/0	6
Hayden	0	0	1d	0	0/0	0/0	6
Heath	0	0	1e	0	0/0	0/0	6
Lee	0	0	1f	0	0/0	0/0	6
Tanner	1	0	0	0	0/0	0/0	6
Cowboys	12	33	6	1	28/30	47/47	0
Opponents	17	33	1*	2	25/29	47/48	2

2-Pt. Conversions: Team 1-4, Opponents 2-3

a 86 punt return, vs. Washington (10/13)  
 b 49 int return, vs. N.Y. Giants (9/8)  
 c 27 fumble return, vs. N.Y. Giants (9/8)  
 d 0 fumble recovery, vs. Minnesota (11/3)  
 e 50 fumble return, at N.Y. Giants (11/24)  
 f 52 int return, at San Diego (9/26)

\* G. Jenkins 23 fumble return, vs. Oak (11/28)

TEAM STATISTICS	DALLAS	OPP
FIRST DOWNS	325	388
Rushing	80	122
Passing	213	231
Penalty	32	35
Third Down-Made/Att.	63/180	91/210
Third Down Efficiency	35.0	43.3
Fourth Down-Made/Att.	4/6	9/18
TOTAL NET YARDS	5,458	6,645
Avg. Per Game	341.3	415.3
Total Plays	957	1,094
Avg. Per Play	5.7	6.1
NET YARDS RUSHING	1,504	2,056
Avg. Per Game	94.2	128.5
Total Rushes	336	437
Avg. Per Rush	4.5	4.7
NET YARDS PASSING	3,954	4,589
Avg. Per Game	247.1	286.8
Sacked/Yards Lost	35/272	34/246
Gross Yards	4,226	4,835
ATTEMPTS/COMPLETIONS	586/375	623/403
Pct. of Completions	64.0	64.7
Had Intercepted	12	15
PUNTS/AVERAGE	77/45.0	61/47.2
Net Punting Average	39.1	38.9
PUNT RETURN/AVG.	31/12.5	37/9.2
KICKOFF RETURN/AVG.	45/25.5	38/20.8
INT./AVG.	15/17.1	12/11.7
PENALTIES/YARDS	102/867	112/875
FUMBLE/BALL LOST	18/8	16/13
TOUCHDOWNS	51	51
Rushing	12	17
Passing	33	33
Returns	6	1
EXTRA POINTS/ATTEMPTS	47/47	47/48
TWO POINT CONV./ATT.	1/4	2/3
FIELD GOALS/ATTEMPTS	28/30	25/29
AVG. TIME OF POSSESSION	29:02	30:58

### USUAL STARTERS

WR	Dez Bryant	LDE	George Selvie
LT	Tyron Smith	DT	Nick Hayden
LG	Ronald Leary	DT	Jason Hatcher
C	Travis Frederick	RDE	DeMarcus Ware
RG	Brian Waters (5)	SLB	Justin Durant (5)
	Mackenzey Bernadeau		Kyle Wilber (4)
RT	Doug Free	MLB	Sean Lee (11)
TE	Jason Witten		DeVonte Holloman (2)
WR	Miles Austin (8)	WLB	Bruce Carter (13)
	Terrance Williams	LCB	Brandon Carr
QB	Tony Romo (15)	RCB	Orlando Scandrick (11)
	Kyle Orton	SS	Barry Church (3)
RB	Dellarcio Murray (14)	FS	Jeff Heath (9)
	Joseph Randle (2)		J.J. Wilcox (5)
TE	James Hanna (8)		
<b>Pro Bowlers in Bold</b>			
K	Dan Bailey		
P	Chris Jones		

	AVG	PCT	PCT									
PASSING	ATT	COMP	YDS	PCT	ATT	TD	INT	INT	LG	SKS/YDS	RATING	
Romo	535	342	3,828	63.9	7.2	31	5.8	10	1.9	82	35/272	96.7
Orton	51	33	398	64.7	7.8	2	3.9	2	3.9	39	0/0	85.3
Cowboys	586	375	4,226	64.0	7.2	33	5.6	12	2.0	82	35/272	95.7
Opponents	623	403	4,835	64.7	7.8	33	5.3	15	2.4	87	34/246	95.9

# 2014 ★ DALLAS COWBOYS STATISTICS ★ 2014

FIRST PLACE, NFC EAST HEAD COACH: JASON GARRETT			
PRESEASON (0-4)			
Date	W/L	Score	Opponent
8/7	L	7-27	@ San Diego
8/16	L	30-37	BALTIMORE
8/23	L	20-25	@ Miami
8/28	L	3-27	DENVER
REGULAR SEASON (12-4)			
9/7	L	17-28	SAN FRANCISCO
9/14	W	26-10	@ Tennessee
9/21	W	34-31	@ St. Louis
9/28	W	38-17	NEW ORLEANS
10/5	W	20-17	HOUSTON (OT)
10/12	W	30-23	@ Seattle
10/19	W	31-21	N.Y. GIANTS
10/27	L	17-20	WASHINGTON (OT)
11/2	L	17-28	ARIZONA
11/9	W	31-17	@ Jac. (London)
11/16			- Bye -
11/23	W	31-28	@ N.Y. Giants
11/27	L	10-33	PHILADELPHIA
12/4	W	41-28	@ Chicago
12/14	W	38-27	@ Philadelphia
12/21	W	42-17	INDIANAPOLIS
12/28	W	44-17	@ Washington
2014 NFC WILD CARD GAME			
1/4/15	W	24-20	DETROIT
2014 NFC DIVISIONAL PLAYOFF GAME			
1/11/15	L	21-26	@ Green Bay
AT&T Stadium configuration			
* - All Open # - All Closed			
^ - Only Doors Open % - Only Roof Open			

TEAM STATISTICS	DALLAS	OPP
FIRST DOWNS	342	315
Rushing	105	86
Passing	205	195
Penalty	31	34
Third Down-Made/Att	95/201	89/204
Third Down Efficiency	47.3	43.6
Fourth Down-Made/Att	3/6	10/20
TOTAL NET YARDS	6,138	5,681
Avg. Per Game	383.6	355.1
Total Plays	1,014	978
Avg. Per Play	6.1	5.8
NET YARDS RUSHING	2,354	1,650
Avg. Per Game	147.1	103.1
Total Rushes	508	392
Avg. Per Rush	4.6	4.2
NET YARDS PASSING	3,784	4,031
Avg. Per Game	236.5	251.9
Sacked/Yards Lost	30/224	28/156
Gross Yards	4,008	4,187
ATTEMPTS/COMPLETIONS	476/328	558/371
Pct. of Completions	68.9	66.5
Had Intercepted	11	18
PUNTS/AVERAGE	58/44.6	67/44.9
Net Punting Average	39.8	38.7
PUNT RETURN/AVG.	30/9.2	25/9.6
KICKOFF RETURN/AVG.	33/23.9	43/21.4
INT./AVG.	18/12.7	11/12.9
PENALTIES/YARDS	105/839	104/861
FUMBLES/BALL LOST	21/14	20/13
TOUCHDOWNS	56	43
Rushing	16	18
Passing	37	22
Returns	3	3
EXTRA POINTS/ATTEMPTS	56/56	40/41
TWO POINT CONV./ATT.	0/0	2/2
FIELD GOALS/ATTS	25/29	16/18
AVG. TIME OF POSSESSION	32:22	27:38

RUSHING	ATT	YDS	AVG	LG	TD
Murray	392	1,845	4.7	51	13
Randle	51	343	6.7	65	3
Dunbar	29	99	3.4	14	0
Romo	26	61	2.3	21	0
Harris	4	7	1.8	9	0
Weeden	6	-1	-0.2	1	0
Cowboys	508	2,354	4.6	65	16
Opponents	392	1,650	4.2	62	18

RECEIVING	NO	YDS	AVG	LG	TD
Bryant	88	1,320	15.0	68	16
Witten	64	703	11.0	34	5
Murray	57	416	7.3	34	0
T. Williams	37	621	16.8	51	8
Beasley	37	420	11.4	45	4
Dunbar	18	217	12.1	40	0
Escobar	9	105	11.7	26	4
Harris	7	116	16.6	56	0
Hanna	4	48	12.0	27	0
Randle	4	23	5.8	14	0
Street	2	18	9.0	9	0
Cluitts	1	1	1.0	1	0
Cowboys	328	4,008	12.2	68	37
Opponents	371	4,187	11.3	72	22

INTERCEPTIONS	NO	YDS	AVG	LG	TD
Carter	5	72	14.4	35	1
Wilcox	3	46	15.3	46	0
Church	2	49	24.5	45	0
Scandrick	2	2	1.0	2	0
R. McClain	2	0	0.0	0	0
Patmon	1	58	58.0	58	1
Hitchens	1	8	8.0	8	0
Durant	1	1	1.0	1	0
Claiborne	1	-8	-8.0	-8	0
Cowboys	18	228	12.7	58	2
Opponents	11	142	12.9	48	1

PUNTING	NO	YDS	AVG	TB	IN20	LG	BL	NET
C. Jones	57	2,586	45.4	2	21	64	1	39.8
Cowboys	58	2,586	44.6	2	21	64	1	39.8
Opp.	67	3,007	44.9	7	24	68	0	38.7

PUNT RETURNS	NO	YDS	AVG	FC	LG	TD
Harris	30	275	9.2	13	38	0
Cowboys	30	275	9.2	13	38	0
Opponents	25	240	9.6	15	37	0

KICKOFF RETURNS	NO	YDS	AVG	LG	TD
Harris	30	742	24.7	42	0
Dunbar	2	46	23.0	28	0
Wilber	1	2	2.0	2	0
Cowboys	33	790	23.9	42	0
Opponents	43	921	21.4	46	0

PASSING	ATT	COMP	YDS	PCT	ATT	AVG	TD	INT	PCT	PCT	LG	SKS/YDS	RATING
Romo	435	304	3,705	69.9	8.5	34	7.8	9	2.1	68t	29/215	113.2	
Weeden	41	24	303	58.5	7.4	3	7.3	2	4.9	40t	1/9	85.7	
Dal. Total	476	328	4,008	68.9	8.4	37	7.8	11	2.3	68t	30/224	110.9	
Opponents	558	371	4,187	66.5	7.5	22	3.9	18	3.2	72t	28/156	88.5	

SCORE BY	1	2	3	4	OT	T
QUARTERS						
Cowboys	95	140	110	119	3	467
Opponents	76	92	58	123	3	352

FIELD GOALS	11-19	20-29	30-39	40-49	50-5+
Bailey	0	0	6-6	6-7	8-9
Cowboys	0-0	6-6	6-7	8-9	5-7
Opponents	0-0	5-5	4-5	6-7	0-0

Bailey: (29),(48,44,51,48),(29,40),(51),  
(33,53M,49),(42,56,31),(49),(21),  
(52,35),(54,48B),(38),(28),  
(35,27),(49),(52M),(36,32,23)  
Opp: (37M),(47),(28),(41M,30),(29),  
(33,33,48),(44,40),(,),(,),(,),(,  
(31,22,26,25),(,)(47,43),(,)(,25)

SCORING	TDR	TD	TP	DPR	2Pt	FG	PAT	S	TP
Bailey	0	0	0	0	0	25/29	56/56	0	131
Bryant	0	16	0	0	0	0/0	0/0	0	96
Murray	13	0	0	0	0	0/0	0/0	0	78
T. Williams	0	8	0	0	0	0/0	0/0	0	48
Witten	0	5	0	0	0	0/0	0/0	0	30
Beasley	0	4	0	0	0	0/0	0/0	0	24
Escobar	0	4	0	0	0	0/0	0/0	0	24
Randle	3	0	0	0	0	0/0	0/0	0	18
Carter	0	0	1a	0	0	0/0	0/0	0	6
Patmon	0	0	1b	0	0	0/0	0/0	0	6
Spencer	0	0	1c	0	0	0/0	0/0	0	6
Cowboys	16	37	3*	0	25/29	56/56	0	467	
Opponents	18	22	3*	2	16/18	40/41	1	352	

2-Pt. Conversions: Team 0-0, Opponents 2-2

a 25 int return at StL (9/21)

b 58 int return vs. Ari (11/2)

c 5 fumble return at Was (12/28)

\* C. Culliver 35 fumble return vs. SF (9/7)

J. Jenkins 25 int. return at StL (9/21)

M. Morgan 25 fumble return at Seattle (10/12)

A. K. Wilber holding in end zone at Jac (11/9)

## USUAL STARTERS

WR	Dez Bryant	LDE	George Selvie (13)
LT	Tyron Smith	DT	Nick Hayden
LG	Ron Leary (15)	DT	Tyrene Crawford (15)
C	Travis Frederick	RDE	Jeremy Mincey
RG	Zack Martin	SLB	Bruce Carter (7)
RT	Doug Free (11)	MLB	Rolando McClain (12)
RB	Jason Parnell (5)	WLB	Justin Durant (6)
TE	Jason Witten	Anthony Hitchens (7)	
WR	Terrance Williams	LCB	Brandon Carr
QB	Tony Romo (15)	RCB	Orlando Scandrick (14)
RB	Brandon Weeden	CB	Sterling Moore (7)
QB	DelMarco Murray	SS	Barry Church
TE	James Hanna (12)	FS	J.W. Wilcox

K Dan Bailey Pro Bowlers in Bold

P Chris Jones

LS L.P. Ladouceur

# 2015 ★ DALLAS COWBOYS STATISTICS ★ 2015

STAFF PLAYERS 2022 SEASON RECORDS PLAYOFF RECORDS 2015 STATISTICS SIDELINES

FOURTH PLACE, NFC EAST HEAD COACH: JASON GARRETT			
PRESEASON (1-3)			
Date	W/L	Score	Opponent
8/13	L	7-17	@ San Diego
8/23	L	6-23	@ San Francisco
8/29	L	14-28	MINNESOTA
9/3	W	21-14	HOUSTON
REGULAR SEASON (4-12)			
9/13	W	27-26	N.Y. GIANTS
9/20	W	20-10	@ Philadelphia
9/27	L	28-39	ATLANTA
10/4	L	20-26	@ New Orleans (OT)
10/11	L	6-30	NEW ENGLAND
10/18			- Bye -
10/25	L	20-27	@ N.Y. Giants
11/1	L	12-13	SEATTLE
11/8	L	27-33	PHILADELPHIA (OT)
11/15	L	6-10	@ Tampa Bay
11/22	W	24-14	@ Miami
11/26	L	14-33	CAROLINA
12/7	W	19-16	@ Washington
12/13	L	7-28	@ Green Bay
12/19	L	16-19	N.Y. JETS
12/27	L	6-16	@ Buffalo
1/3/16	L	23-34	WASHINGTON

AT&T Stadium configuration  
 \*-All Open    #-All Closed  
 ^-Only Doors Open    %-Only Roof Open

TEAM STATISTICS	DALLAS	OPP
FIRST DOWNS	307	317
Rushing	94	113
Passing	175	172
Penalty	38	32
Third Down-Made/Att.	66/191	81/208
Third Down Efficiency	34.6	38.9
Fourth Down-Made/Att.	8/16	5/10
TOTAL NET YARDS	5,361	5,570
Avg. Per Game	335.1	348.1
Total Plays	969	998
Avg. Per Play	5.5	5.6
NET YARDS RUSHING	1,890	1,934
Avg. Per Game	118.1	120.9
Total Rushes	408	461
Avg. Per Rush	4.6	4.2
NET YARDS PASSING	3,471	3,636
Avg. Per Game	216.9	227.1
Sacked/Yards Lost	33/206	31/219
Gross Yards	3,677	3,865
Attempts/Completions	528/334	506/330
Pct. of Completions	63.3	65.2
Had Intercepted	22	8
PUNTS/AVERAGE	69/45.2	74/45.0
Net Punting Average	42.5	41.2
PUNT RET./AVG.	33/5.5	24/6.8
KICKOFF RET./AVG.	28/25.1	23/23.9
INT./AVG. RET.	8/7.8	22/19.5
PENALTIES/YARDS	112/879	113/898
FUMBLES/BALL LOST	18/11	11/3
TOUCHDOWNS	26	41
Rushing	8	16
Passing	16	19
Returns	2	6
EXTRA POINTS/ATTEMPTS	25/25	36/38
TWO POINT CONV./ATTS.	1/1	1/1
FIELD GOALS/ATTEMPTS	30/32	30/36
AVG. TIME OF POSS.	30:59	29:01

RUSHING	ATT	YDS	AVG	LG	TD
McFadden	239	1,089	4.6	50	3
Randle	76	315	4.1	37	4
Turbin	32	139	4.3	22	1
Whitehead	10	107	10.7	33	0
Cassel	15	78	5.2	24	0
Dunbar	5	67	13.4	45	0
C. Michael	15	51	3.4	13	0
Weeden	9	30	3.3	11	0
Romo	4	13	3.3	12	0
Health	1	2	2.0	2	0
Moore	2	-1	-0.5	0	0
Cowboys	408	1,890	4.6	50	8
Opponents	461	1,934	4.2	50	16

RECEIVING	REC	YDS	AVG	LG	TD
Witten	77	713	9.3	35	3
T. Williams	52	840	16.2	42	3
Beasley	52	536	10.3	30	5
McFadden	40	328	8.2	21	0
Bryant	31	401	12.9	51	3
Dunbar	21	215	10.2	39	0
Butler	12	258	21.5	67	0
Randle	10	86	8.6	25	0
Hanna	9	79	8.8	17	0
Escobar	8	64	8.0	22	1
Street	7	114	16.3	25	1
Whitehead	6	16	2.7	8	0
Turbin	5	15	3.0	15	0
R. Smith	1	6	6.0	6	0
Cluts	1	4	4.0	4	0
C. Michael	1	2	2.0	2	0
Swaim	1	0	0.0	0	0
Cowboys	334	3,677	11.0	67	16
Opponents	330	3,865	11.7	80	19

INTERCEPTIONS	NO	YDS	AVG	LG	TD
Health	2	19	9.5	19	0
Wilcox	1	24	24.0	24	0
R. McClain	1	12	12.0	12	1
Hardy	1	9	9.0	9	0
Lee	1	0	0.0	0	0
Olatoye	1	0	0.0	0	0
Mitchell	1	-2	-2.0	-2	0
Cowboys	8	62	7.8	24	1
Opponents	22	428	19.5	67	4

PUNTING	NO	YDS	AVG	TB	IN20	LG	BL	NET
C. Jones	69	3,117	45.2	1	27	61	0	42.5
Cowboys	69	3,117	45.2	1	27	61	0	42.5
Opp.	74	3,329	45.0	5	30	63	1	41.2

PUNT RETURNS	NO	YDS	AVG	FC	LG	TD
Whitehead	19	110	5.8	4	28	0
Beasley	12	69	5.8	17	22	0
Dunbar	1	4	4.0	0	4	0
White	1	0	0.0	0	0	0
Cowboys	33	183	5.5	21	28	0
Opponents	24	162	6.8	22	25	0

KICKOFF RETURNS	NO	YDS	AVG	LG	TD
Whitehead	16	452	28.3	79	0
Dunbar	6	146	24.3	32	0
Patmon	2	26	13.0	20	0
R. Smith	1	26	26.0	26	0
McFadden	1	23	23.0	23	0
Street	1	22	22.0	22	0
T. Williams	1	9	9.0	9	0
Cowboys	28	704	25.1	79	0
Opponents	23	549	23.9	100	1

SCORE BY QUARTERS	1	2	3	4	OT	T
Cowboys	51	84	46	94	0	275
Opponents	66	100	64	132	12	374

FIELD GOALS	11-9	20-29	30-39	40-49	50+
Bailey	0-0	9-9	10-10	6-7	5-6
Cowboys	0-0	9-9	10-10	6-7	5-6
Opponents	1-1	5-5	9-10	9-14	6-6

Bailey: (21,32),(20,28),(),(30,38),(51,23),(30,48), (33,35,52,27),(41,44),(42,53,48M),(30), (21,48),(38,34,20,54),(),(27,38,50), (46,50M,22),()

Opp: (50,40,30,19),(46),(32),(51,29,30M),(49,57,53,4), (47,34),(26,47B,24),(31,53), (46M),()

(49,43,25,50,43B),(45,36,46,43M),(), (36,45M,40),(32),(27,33)

SCORING	TDR	TDPTDR	2PT	FG	PAT	S	TP
Bailey	0	0	0	30/32	25/25	0	115
Beasley	0	5	0	0/0	0/0	0	0
Randle	4	0	0	0/0	0/0	0	24
McFadden	3	0	0	1	0/0	0	20
Bryant	0	3	0	0/0	0/0	0	18
T. Williams	0	3	0	0/0	0/0	0	18
Witten	0	3	0	0/0	0/0	0	18
Escobar	0	1	0	0/0	0/0	0	6
R. McClain	0	1b	0	0/0	0/0	0	6
Street	0	1	0	0/0	0/0	0	6
Turbin	1	0	0	0/0	0/0	0	6
Wilber	0	0	1a	0/0	0/0	0	6
Wilcox	0	0	0	0/0	0/0	1c	2
Cowboys	8	16	2	1	30/32	25/25	1
Opponents	16	19	6*	1	30/36	36/38	0

- 2-pt Conversions: Dallas 1-1, Opponents 1-1
- a 26 punt block return at Phi (9/20)
  - b 12 int return at Mia (11/22)
  - c tackle A. Morris in end zone vs. Was (1/3/16)
- \* Rodgers-Cromartie 57 fum return vs. NYG (9/13)  
 Rodgers-Cromartie 58 int return at NYG (10/25)  
 Harris 101 kickoff return at NYG (10/25)  
 J. Hicks 67 int return vs. Phi (11/18)  
 K. Coleman 36 int return vs. Car (11/26)  
 L. Leuchly 32 int. return vs. Car (11/26)

USUAL STARTERS			
WR Dez Bryant (9)	LE DeMarcus Lawrence (13)		
LT Tyron Smith	DT Tyrone Crawford		
LG La'El Collins (11)	DT Nick Hayden (15)		
RB Ronald Leary (4)	RE Greg Hardy (12)		
C Travis Frederick	WLB Sean Lee (14)		
RG Zack Martin	MLB Melton McClain (11)		
RT Doug Free	OT Anthony Hitchens (5)		
TE Jason Witten	SLB Kyle Wilber (6)		
WR Terrance Williams (13)	RCB Morris Claiborne (11)		
QB Tony Romo (4)	LCB Brandon Carr		
Matt Cassel (7)	SS Barry Church (15)		
Kellen Moore (2)	FS Byron Jones (7)		
Brandon Weeden (3)	J.J. Wilcox (9)		
RB Darren McFadden (10)			
Joseph Handley (6)	K Dan Bailey		
TE James Hanna (7)	P Chris Jones		
Gavin Escobar (2)			
Tyler Cluts (5)			

**Pro Bowlers in Bold**

PASSING	ATT	COMP	YDS	PCT	ATT	TD	INT	LG	SKS/YDS	RATING
Cassel	204	119	1,276	58.3	6.3	5	2.5	7	3.4	51
Romo	121	83	884	68.6	7.3	5	4.1	7	5.8	39
Moore	104	61	779	58.7	7.5	4	3.8	6	5.8	36
Weeden	98	71	738	72.4	7.5	2	2.0	2	2.0	67
McFadden	1	0	0	0.0	0.0	0	0.0	0	0.0	39.6
Cowboys	528	334	3,677	63.3	7.0	16	3.0	22	4.2	67
Opponents	506	330	3,865	65.2	7.6	19	3.8	8	1.6	80

# 2016 ★ DALLAS COWBOYS STATISTICS ★ 2016

**FIRST PLACE, NFC EAST  
HEAD COACH: JASON GARRETT**

PRESEASON (1-3)				
Date	W/L	Score	Opponent	Att.
8/13	L	24-28	@ LA Rams	89,140
8/19	W	41-14	MIAMI	82,862#
8/25	L	17-27	@ Seattle	68,505
9/1	L	17-28	HOUSTON	81,016#

REGULAR SEASON (13-3)				
Date	W/L	Score	Opponent	Att.
9/11	L	19-20	N.Y. GIANTS	92,867#
9/18	W	27-23	@ Washington	80,612
9/25	W	31-17	CHICAGO	90,554#
10/2	W	24-17	@ San Francisco	70,178
10/9	W	28-14	CINCINNATI	91,653^
10/16	W	30-16	@ Green Bay	78,481
10/23			- Bye -	
10/30	W	29-23	PHILADELPHIA (OT)	93,103^
11/6	W	35-10	@ Cleveland	67,431
11/13	W	35-30	@ Pittsburgh	67,737
11/20	W	27-17	BALTIMORE	93,056#
11/24	W	31-26	WASHINGTON	93,099#
12/1	W	17-15	@ Minnesota	66,860
12/11	L	7-10	@ N.Y. Giants	80,874
12/18	W	26-20	TAMPA BAY	93,101#
12/26	W	42-21	DETROIT	92,885^
11/17	L	13-27	@ Philadelphia	69,596

2016 NFC DIVISIONAL PLAYOFF GAME				
11/5/17	L	31-34	GREEN BAY	93,396#

AT&T Stadium configuration  
 \* - All Open      # - All Closed  
 ^ - Only Doors Open      % - Only Roof Open

TEAM STATISTICS	DALLAS	OPP
FIRST DOWNS	358	330
Rushing	142	79
Passing	191	226
Penalty	25	25
Third Down-Made/Att.	80/189	77/197
Third Down Efficiency	42.3	39.1
Fourth Down-Made/Att.	9/9	9/14
TOTAL NET YARDS	6,027	5,503
Avg. Per Game	376.7	343.9
Total Plays	1,010	1,009
Avg. Per Play	6.0	5.5
NET YARDS RUSHING	2,396	1,336
Avg. Per Game	149.8	83.5
Total Rushes	499	340
Avg. Per Rush	4.8	3.9
NET YARDS PASSING	3,631	4,167
Avg. Per Game	226.9	260.4
Sacked/Yards Lost	28/168	36/209
Gross Yards	3,799	4,376
Attempts/Completions	483/325	633/425
Pct. of Completions	67.3	67.1
Had Intercepted	6	9
PUNTS/AVERAGE	59/45.1	70/43.6
Net Punting Average	40.5	39.3
PUNT RET./AVG.	28/7.1	22/8.7
KICKOFF RET./AVG.	24/20.5	33/22.6
INT./AVG. RET.	9/8.3	6/5.5
PENALTIES/YARDS	105/879	90/784
FUMBLES/BALL LOST	22/9	28/11
TOUCHDOWNS	49	34
Rushing	24	9
Passing	25	25
Returns	0	0
EXTRA POINTS/ATTEMPTS	46/46	27/28
TWO POINT CONV./ATTS.	0/2	0/6
FIELD GOALS/ATTEMPTS	27/32	25/32
AVG. TIME OF POSS.	31:41	28:19

RUSHING	ATT	YDS	AVG	LG	TD
Elliott	322	1,631	5.1	60	15
Prescott	57	282	4.9	18	6
Morris	69	243	3.5	17	2
McFadden	24	87	3.6	24	0
Whitehead	10	82	8.2	26	0
Dunbar	9	31	3.4	10	1
C. Jones	1	30	30.0	30	0
Beasley	1	7	7.0	7	0
K. Smith	2	5	2.5	3	0
Sanchez	4	-2	-0.5	1	0
Cowboys	499	2,396	4.8	60	24
Opponents	340	1,336	3.9	36	9

RECEIVING	REC	YDS	AVG	LG	TD
Beasley	75	833	11.1	47	5
Witten	69	673	9.8	35	3
Bryant	50	796	15.9	56	8
T. Williams	44	594	13.5	47	4
Elliott	32	363	11.3	83	1
Butler	16	219	13.7	41	3
Dunbar	16	122	7.6	16	0
Swaim	6	69	11.5	28	0
Escobar	4	30	7.5	14	1
Whitehead	3	48	16.0	35	0
K. Smith	3	20	6.7	14	0
McFadden	3	17	5.7	11	0
Morris	3	11	3.7	6	0
R. Smith	1	4	4.0	4	0
Cowboys	325	3,799	11.7	83	25
Opponents	425	4,376	10.3	67	25

INTERCEPTIONS	NO	YDS	AVG	LG	TD
Church	2	14	7.0	14	0
Clabourne	1	27	27.0	27	0
Heath	1	19	19.0	19	0
Wilcox	1	8	8.0	8	0
Jones	1	7	7.0	7	0
Brown	1	0	0.0	0	0
Carr	1	0	0.0	0	0
Scandrick	1	0	0.0	0	0
Cowboys	9	75	8.3	27	0
Opponents	6	33	5.5	29	0

PUNTING NO	YDS	AVG	TB	IN20	LG	BL	NET
Jones	58	2,661	45.9	4	25	66	1,405.6
Cowboys	59	2,661	45.1	4	25	66	1,405.6
Opp.	70	3,049	43.6	5	26	65	0.39.3

PUNT RETURNS	NO	YDS	AVG	FC	LG	TD
Whitehead	25	195	7.8	6	39	0
Beasley	3	3	1.0	9	3	0
Cowboys	28	198	7.1	15	39	0
Opponents	22	192	8.7	17	26	0

KICKOFF RETURNS	NO	YDS	AVG	LG	TD
Whitehead	17	394	23.2	33	0
Dunbar	2	32	16.0	16	0
McFadden	1	30	30.0	30	0
R. Smith	1	19	19.0	19	0
Morris	1	12	12.0	12	0
Escobar	1	5	5.0	5	0
Davis	1	0	0.0	0	0
Cowboys	24	492	20.5	33	0
Opponents	33	746	22.6	53	0

PASSING	ATT	COMP	YDS	PCT	AVG	TD	PCT	PCT	LG	SKS/YDS	RATING	
					ATT	TD	TD	INT				
Prescott	459	311	3,667	67.8	8.0	23	5.0	4	0.9	83	25/143	104.9
Sanchez	18	10	93	55.6	5.2	0	0.0	2	11.1	33	3/25	30.3
Romo	4	3	29	75.0	7.3	1	25.0	0	0.0	15	0/0	134.4
Bryant	1	1	10	100.0	10.0	1	100.0	0	0.0	10	0/0	147.7
Beasley	1	0	0	0.0	0.0	0	0.0	0.0	0.0	0	0/0	39.6
Cowboys	483	325	3,799	67.3	7.9	25	5.2	6	1.2	83	28/168	103.0
Opponents	633	425	4,376	67.1	6.9	25	3.9	9	1.4	67	36/209	94.1

SCORE BY	1	2	3	4	OT	T
QUARTERS	89	142	82	102	6	421
Cowboys	51	89	67	99	0	306
Opponents						

FIELD GOALS	11-19	20-29	30-39	40-49	50+
Bailey	0-0	9-9	8-8	7-9	3-6
Cowboys	0-0	9-9	8-8	7-9	3-6
Opponents	0-0	7-7	14-14	3-7	1-4

Bailey: (23,56,25,54),(22,31),(49,47M),  
 (47M,22),(44,22,32),(38,23,49),(0,  
 (37,53,46),(30,21),(46),(39),(55M);  
 (56M,27,52M,40,38,33),(49,23)  
 Opp: (0),(36,29,22),(34),(36),(50M),(37,43,34),  
 (30,55,34),(31,41M),(39,55M,25),(46),  
 (43M,24,55M,20),(48,36,33),(39),  
 (25,34),(47M),(22,49M,33)

SCORING	TDR	TD	TDPR	2PR	FG	PAT	S	TP
Bailey	0	0	0	0	27/32	46/46	0	127
Elliott	15	1	0	0	0/0	0/0	0	96
Bryant	0	8	0	0	0/0	0/0	0	48
Prescott	6	0	0	0	0/0	0/0	0	36
Beasley	0	5	0	0	0/0	0/0	0	30
Williams	0	4	0	0	0/0	0/0	0	24
Butler	0	3	0	0	0/0	0/0	0	18
Witten	0	3	0	0	0/0	0/0	0	18
Morris	2	0	0	0	0/0	0/0	0	12
Dunbar	1	0	0	0	0/0	0/0	0	6
Escobar	0	1	0	0	0/0	0/0	0	6
Cowboys	24	25	0	0	27/32	46/46	0	421
Opponents	9	25	0	0	25/32	27/28	0	306

2-pt Conversions: Dallas 0-2, Opponents 0-6

**USUAL STARTERS**

WR Dez Bryant (13)	DE Tyrone Crawford (12)
LT Tyrion Smith (13)	DT Maleik Collins (14)
LG Ronald Leary (13)	DT Terrell McClain (15)
C Travis Frederick	DE Jack Crawford (7)
RG Zack Martin	Benson Mayowa (6)
RT Doug Free	DeMarcus Lawrence (3)
TE Jason Witten	WLB Sean Lee (15)
WR Terrance Williams	MLB Anthony Hitchens
QB Dak Prescott	SLB Damien Wilson (6)
RB Ezekiel Elliott (15)	CB Morris Claiborne
TE Jason Witten	Orlando Scandrick
	Anthony Brown
K Dan Bailey	CB Brandon Carr
P Chris Jones	SS Barry Church (12)
	FS Byron Jones

Pro Bowlers in Bold



## 2018 ★ DALLAS COWBOYS STATISTICS ★ 2018

FIRST PLACE, NFC EAST  
HEAD COACH: JASON GARRETT

PRESEASON (0-4)				
Date	W/L	Score	Opponent	Att.
8/9	L	21-24	@ San Francisco	67,600
8/18	L	13-21	CINCINNATI	88,883#
8/26	L	3-27	ARIZONA	85,546#
8/30	L	6-14	@ Houston	71,438

REGULAR SEASON (10-6)				
Date	W/L	Score	Opponent	Att.
9/9	L	8-16	@ Carolina	74,532
9/16	W	20-13	N.Y. GIANTS	90,512#
9/23	L	13-24	@ Seattle	69,047
9/30	W	26-24	DETROIT	90,155#
10/7	L	16-19	@ Houston (OT)	72,008
10/14	W	40-16	JACKSONVILLE	90,767#
10/21	L	17-20	@ Washington	66,301
10/28			- Bye -	
11/5	L	14-28	TENNESSEE	90,466*
11/11	W	27-20	@ Philadelphia	69,696
11/18	W	22-19	@ Atlanta	74,447
11/22	W	31-23	WASHINGTON	92,076#
11/29	W	13-10	NEW ORLEANS	93,004*
12/9	W	29-23	PHILADELPHIA	93,127#
12/16	L	0-23	@ Indianapolis	66,654
12/23	W	27-20	TAMPA BAY	92,851#
12/30	W	36-35	@ N.Y. Giants	77,750

## 2018 NFC WILD CARD GAME

1/5/19 W 24-22 SEATTLE 94,327#

## 2018 NFC DIVISIONAL PLAYOFF GAME

1/12/19 L 22-30 @ LA Rams 77,187

## AT&amp;T Stadium configuration

\* - All Open # - All Closed

^ - Only Doors Open % - Only Roof Open

TEAM STATISTICS			DALLAS	OPP
FIRST DOWNS	.....	322	.....	309
Rushing	.....	113	.....	89
Passing	.....	184	.....	193
Penalty	.....	25	.....	27
Third Down-Made/Att	.....	89/215	.....	85/201
Third Down Efficiency	.....	41.1%	.....	42.3%
Fourth Down-Made/Att	.....	12/21	.....	6/14
TOTAL NET YARDS	.....	5,501	.....	5,268
Avg. Per Game	.....	343.8	.....	329.3
Total Plays	.....	1,022	.....	981
Avg. Per Play	.....	5.4	.....	5.4
NET YARDS RUSHING	.....	1,963	.....	1,513
Avg. Per Game	.....	122.7	.....	94.6
Total Rushes	.....	439	.....	400
Avg. Per Rush	.....	4.5	.....	3.8
NET YARDS PASSING	.....	3,538	.....	3,755
Avg. Per Game	.....	221.1	.....	234.7
Sacked/Yards Lost	.....	56/347	.....	39/229
Gross Yards	.....	3,885	.....	3,984
Attempts/Completions	.....	527/356	.....	542/367
Pct. of Completions	.....	67.6	.....	67.7
Had Intercepted	.....	8	.....	9
PUNTS/AVERAGE	.....	60/44.5	.....	64/44.6
Net Punting Average	.....	39.6	.....	40.9
PUNT RET./AVG.	.....	21/5.7	.....	30/8.5
KICKOFF RET./AVG.	.....	13/21.8	.....	25/26.5
INT. RET./AVG.	.....	9/15.7	.....	8/9.6
PENALTIES/YARDS	.....	104/885	.....	89/681
FUMBLE/BALL LOST	.....	23/9	.....	21/11
TOUCHDOWNS	.....	36	.....	35
Rushing	.....	13	.....	12
Passing	.....	22	.....	22
Returns	.....	1	.....	1
EXTRA POINTS/ATTEMPTS	.....	32/33	.....	31/33
TWO POINT CON./ATT.	.....	2/2	.....	1/2
FIELD GOALS/ATTEMPTS	.....	29/36	.....	27/30
AVG. TIME OF POSS.	.....	31:00	.....	29:00

RUSHING	ATT	YDS	AVG	LG	TD
Elliott	304	1,434	4.7	41	6
Prescott	75	305	4.0	28	6
R. Smith	44	127	2.9	14	1
Austin	6	55	9.2	18	0
D. Jackson	6	16	2.7	4	0
J. Lewis	2	12	6.0	7	0
A. Cooper	1	11	11.0	11	0
Heath	1	3	3.0	3	0
Cowboys	439	1,963	4.5	41	13
Opponents	400	1,513	3.8	68	12

RECEIVING	REC	YDS	AVG	LG	TD
Elliott	77	567	7.4	38	3
Beasley	65	672	10.3	32	3
Cooper	53	725	13.7	90	6
Gallup	33	507	15.4	49	2
Jarwin	27	307	11.4	39	3
Swaim	26	242	9.3	43	1
Hurns	20	295	14.8	49	2
Thompson	14	124	8.9	15	0
Schultz	12	116	9.7	17	0
R. Smith	9	60	6.7	14	0
Austin	8	140	17.5	64	2
N. Brown	5	54	10.8	22	0
Gathers	3	45	15.0	32	0
T. Williams	2	18	9.0	12	0
Olawale	2	13	6.5	10	0
Cowboys	356	3,885	10.9	90	22
Opponents	367	3,984	10.9	53	22

INTERCEPTIONS	NO	YDS	AVG	LG	TD
Heath	3	20	6.7	14	0
Vander Esch	2	56	28.0	28	0
X. Woods	2	15	7.5	15	0
J. Heath	1	49	49.0	49	0
Lawrence	1	13	13.0	13	0
Lewis	1	7	7.0	7	0
A. Brown	1	1	1.0	1	0
Auzwie	1	0	0.0	0	0
Cowboys	9	141	15.7	49	0
Opponents	8	77	9.6	29	0

PUNTING	NO	YDS	AVG	BT	IN20	LG	BL	NET
C. Jones	60	2,670	44.5	2	17	63	0	39.6
Cowboys	60	2,670	44.5	2	17	63	0	39.6
Opps	64	2,856	44.6	6	32	61	0	40.9

PUNT RETURNS	NO	YDS	AVG	FC	LG	TD
Beasley	11	61	5.5	18	14	0
Austin	10	58	5.8	7	22	0
Cowboys	21	119	5.7	25	22	0
Opponents	30	254	8.5	16	30	0

KICKOFF RETURNS	NO	YDS	AVG	LG	TD
Thompson	6	147	24.5	35	0
D. Jackson	4	90	22.5	27	0
J. Lewis	2	38	19.0	19	0
Beasley	1	8	8.0	8	0
Cowboys	13	283	21.8	35	0
Opponents	25	662	26.5	44	0

PASSING	ATT	COMP	YDS	PCT	ATT	TD	PCT	PCT	RATING	
Prescott	526	356	3,885	67.7	7.4	22	4.2	8	1.5	90.7
Beasley	1	0	0	0.0	0.0	0	0.0	0	0.0	39.6
Cowboys	527	356	3,885	67.6	7.4	22	4.2	8	1.5	90.7
Opponents	542	367	3,984	67.7	7.4	22	4.1	9	1.7	93.8

SCORE BY	1	2	3	4	OT	T
QUARTERS						
Cowboys	76	77	63	117	6	339
Opponents	24	90	79	120	3	324

FIELD GOALS	11-19	20-29	30-39	40-49	50+
Maher	0-0	10-10	6-8	7-11	6-7
Cowboys	0-0	10-10	6-8	7-11	6-7
Opponents	1-1	10-11	7-7	7-8	2-3

Maher: (47M), (37,29), (50,35), (32,43,22,38), (27,43,48), (50,46,32,55), (47,52M), (38M), (25,31,42M), (21,50,42), (28), (26,46), (28,45M,62,21), (48B), (59,20), (34M)

Opp: (27), (28,38), (47), (33), (48M,20,19,36), (21,25), (28M), (56,26), (41,45,53,21), (31), (33), (26), (43,44,23), (37,45,52M), (48,38)

SCORING	TDR	TD	TP	DR	2Pt	FG	PAT	S	TP
Maher	0	0	0	0	29/36	32/33	0	119	
Elliott	6	3	0	0	0/0	0/0	0	54	
Prescott	6	0	0	1	0/0	0/0	0	38	
Cooper	0	6	0	0	0/0	0/0	0	36	
Beasley	0	3	0	0	0/0	0/0	0	18	
Jarwin	0	3	0	0	0/0	0/0	0	18	
Gallup	0	2	0	1	0/0	0/0	0	14	
Hurns	0	2	0	0	0/0	0/0	0	12	
Austin	0	2	0	0	0/0	0/0	0	12	
J. Smith	0	0	1a	0	0/0	0/0	0	6	
R. Smith	1	0	0	0	0/0	0/0	0	6	
Swaim	0	1	0	0	0/0	0/0	0	6	
Cowboys	13	22	1	2	29/36	32/33	0	339	
Opponents	12	22	1*	0	27/30	31/33	0	324	

a- 69-yd fumble return vs. TB 12/23

\* - P. Smith 1-yd fumble return at Was 10/21

2-pt Conversions: Dallas 2-2, Opponents 1-2

## USUAL STARTERS

WR	Amari Cooper (9)	DE	DeMarcus Lawrence
LT	Tyron Smith (13)	DT	Maliek Collins (9)
LG	Connor Williams (8)	DT	Antwan Woods
	Xavier Su'a-Filo (8)	DE	Tyrone Crawford (15)
C	Joe Looney	WLBL	Walter Esch (11)
RG	Zack Martin (14)		Sean Lee (5)
RT	La'el Collins	MLB	Jaylon Smith
TE	Geoff Swaim (9)	CB	Chidobe Awuzie (14)
	Dalton Schultz (5)	CB	Byron Jones
WR	Micahel Gallup (6)	CB	Anthony Brown (11)
QB	Dak Prescott	SS	Jeff Heath
RB	Ezekiel Elliott (15)	FS	Xavier Woods (14)
WR	Allen Hurns (5)		
<b>Pro Bowlers in Bold</b>			
K	Brett Maher		
P	Chris Jones		



# 2019 ★ DALLAS COWBOYS STATISTICS ★ 2019

STAFF PLAYERS 2022 SEASON RECORDS PLAYOFF RECORDS 2019 STATISTICS SIDELINES

SECOND PLACE, NFC EAST		
HEAD COACH: JASON GARRETT		
PRESEASON (2-2)		
Date	W/L	Score Opponent
8/10	L	9-17 @ San Francisco
8/17	W	14-10 @ LA Rams (Honolulu)
8/24	W	34-0 HOUSTON
8/29	L	15-17 TAMPA BAY
REGULAR SEASON (8-8)		
9/8	W	35-17 N.Y. GIANTS
9/15	W	31-21 @ Washington
9/22	W	31-6 MIAMI
9/29	W	10-12 @ New Orleans
10/6	L	24-34 GREEN BAY
10/13	L	22-24 @ N.Y. Jets
10/20	W	37-10 PHILADELPHIA
10/27		- Bye -
11/4	W	37-18 @ N.Y. Giants
11/10	L	24-28 MINNESOTA
11/17	W	35-27 @ Detroit
11/24	L	9-13 @ New England
11/28	L	15-26 BUFFALO
12/5	L	24-31 @ Chicago
12/15	W	44-21 LA RAMS
12/22	L	9-17 @ Philadelphia
12/29	W	47-16 WASHINGTON

AT&T Stadium configuration  
 \*-All Open      #-All Closed  
 ^-Only Doors Open      %-Only Roof Open

TEAM STATISTICS	DALLAS	OPP
FIRST DOWNS	379	327
Rushing	120	101
Passing	229	188
Penalty	30	38
Third Down-Made/Att.	96/204	67/201
Third Down Efficiency	47.1%	33.3%
Fourth Down-Made/Att.	7/16	10/22
TOTAL NET YARDS	6,904	5,232
Avg. Per Game	431.5	327.0
Total Plays	1,069	1,015
Avg. Per Play	6.5	5.2
NET YARDS RUSHING	2,153	1,656
Avg. Per Game	134.6	103.5
Total Rushes	449	407
Avg. Per Rush	4.8	4.1
NET YARDS PASSING	4,751	3,576
Avg. Per Game	296.9	223.5
Sacked/Yards Lost	23/151	39/303
Gross Yards	4,902	3,879
Attempts/Completions	597/388	569/370
Pct. of Completions	65.0	65.0
Had Intercepted	11	7
PUNTS/AVERAGE	51/40.8	69/46.2
Net Punting Average	37.0	43.1
PUNT RET./AVG.	23/5.7	18/8.6
KICKOFF RET./AVG.	20/16.3	35/23.3
INT. RET./AVG.	7/11.9	11/10.1
PENALTIES/YARDS	109/1,008	102/855
FUMBLES/BALL LOST	15/7	19/10
TOUCHDOWNS	49	35
Rushing	18	14
Passing	30	21
Returns	1	0
EXTRA POINTS/ATTEMPTS	46/46	29/31
TWO POINT CON./ATT.	2/3	2/4
FIELD GOALS/ATTEMPTS	30/40	26/32
AVG. TIME OF POSS.	29:33	30:28

RUSHING	ATT	YDS	AVG	LG	TD
Elliott	301	1,357	4.5	33t	12
Pollard	86	455	5.3	44t	2
Prescott	52	277	5.3	42	3
Austin	6	47	7.8	20t	1
Cobb	3	11	3.7	7	0
Cooper	1	6	6.0	6	0
Team	449	2,153	4.8	44t	18
Opponents	407	1,656	4.1	59	14

RECEIVING	REC	YDS	AVG	LG	TD
Cooper	79	1,189	15.1	53t	8
Gallup	66	1,107	16.8	62	6
Witten	63	529	8.4	33	4
Cobb	55	828	15.1	59	3
Elliott	54	420	7.8	27	2
Jarwin	31	365	11.8	42t	3
Pollard	15	107	7.1	21t	1
Austin	13	177	13.6	59t	1
D.Smith	5	113	22.6	51t	1
C.Wilson	5	46	9.2	14	0
Bryant	1	15	15.0	15t	1
Schultz	1	6	6.0	6	0
Olawale	0	0	0.0	0	0
Team	388	4,902	12.6	62	30
Opponents	370	3,879	10.5	92t	21

INTERCEPTIONS	NO	YDS	AVG	LG	TD
X.Woods	2	38	19.0	29	0
Lewis	2	20	10.0	20	0
Lee	1	25	25.0	25	0
J.Smith	1	0	0.0	0	0
Auwize	1	0	0.0	0	0
Team	7	83	11.9	29	0
Opponents	11	111	10.1	37	0

PUNTING NO	YDS	AVG	TB	IN20	LG	BL	NET
C. Jones	50	2,079	41.6	2	18	58	1 37.0
Cowboys	50	2,079	41.6	2	18	58	1 37.0
Opps	69	3,188	46.2	4	34	70	0 41.0

PUNT RETURNS	NO	YDS	AVG	FC	LG	TD
Austin	17	84	4.9	9	15	0
Cobb	4	34	8.5	9	14	0
C. Wilson	2	13	6.5	2	13	0
Cowboys	23	131	5.7	20	15	0
Opponents	18	154	8.6	18	32	0

KICKOFF RETURNS	NO	YDS	AVG	LG	TD
Pollard	14	245	17.5	30	0
C. Wilson	3	64	21.3	22	0
Cobb	2	11	5.5	11	0
Schultz	1	5	5.0	5	0
Cowboys	20	325	16.3	30	0
Opponents	35	815	23.3	50	0

SCORE BY QUARTERS	1	2	3	4	OT	T
Cowboys	67	139	88	140	-	434
Opponents	79	105	78	59	-	321

PASSING	ATT	COMP	YDS	PCT	AVG	TD	INT	PCT	PCT	LG	SKS/YDS	RATING
Prescott	596	388	4,902	65.1	8.5	30	5.0	11	1.8	62t	23/151	99.7
Cobb	1	0	0.0	0.0	0.0	0	0.0	0.0	0.0	0	0/0	39.6
Cowboys	597	388	4,902	65.0	8.2	30	5.0	11	1.8	62t	23/151	99.5
Opponents	569	370	3,879	65.0	6.8	21	3.7	7	1.2	92t	39/303	91.8

FIELD GOALS	11-19	20-29	30-39	40-49	50+
Maher	0-0	9-9	6-8	1-5	4-8
Forbath	0-0	1-1	1-1	7-7	1-1
Cowboys	0-0	10-10	7-9	8-12	5-9
Opponents	1-1	12-12	7-7	6-9	0-3

Maher: (-), (25), (28,55M), (28), (54M,36,33M)  
 (50,62,32,40WR), (26,63,29), (35,54M,52,28)  
 (57M, 23), (30,34), (46M,46,27,29), (35B,47M), (4  
 2M,31), (-), (-), (-)  
 Forbath: (-), (-), (-), (-), (-), (-), (-), (-), (-), (-), (-)  
 (50,42,42), (49,32,49), (28,47,48,40),  
 Opp: (28), (-), (47M,22,33), (40,42,19,26), (20,38),  
 (38), (38), (21,25,26,29), (26,27), (-),  
 (44,46M,48M, 42), (50M,41,26), (36), (-),  
 (36,53M,55M), (31,42,28)

SCORING TD	TD	DP	TDRT	2Pt	FG	PAT	S	TP
Maher	0	0	0	0	20/30	36/36	0	96
Elliott	12	2	0	0	0/0	0/0	0	84
Cooper	0	8	0	0	0/0	0/0	0	48
Forbath	0	0	0	0	10/10	10/10	0	40
Gallup	0	6	0	0	0/0	0/0	0	36
Witten	0	4	0	1	0/0	0/0	0	26
Pollard	2	1	0	1	0/0	0/0	0	20
Cobb	0	3	0	0	0/0	0/0	0	18
Prescott	3	0	0	0	0/0	0/0	0	18
Jarwin	0	3	0	0	0/0	0/0	0	18
Austin	1	1	0	0	0/0	0/0	0	12
Lewis	0	0	1a	0	0/0	0/0	0	6
Bryant	0	1	0	0	0/0	0/0	0	6
D.Smith	0	1	0	0	0/0	0/0	0	6
Team	18	30	1	2	30/40	46/46	0	434
Opponents	14	21	0	0	26/32	29/31	0	321

a- 63-yd fumble return at NYG 11/4

2-pt Conversions: Dallas 2-3, Opponents 2-4

USUAL STARTERS			
WR	Amari Cooper	DE	DeMarcus Lawrence
LT	Tyron Smith (13)	DT	Maliek Collins
LG	Connor Williams (11)	DT	Antwaun Woods (10)
	Xavier Su'a-Filo (4)	DE	Tyrone Crawford (2)
C	Travis Frederick	RB	Robert Quinn (14)
RG	Zack Martin	WLB	L. Vander Esch (9)
RT	La'el Collins (15)		Sean Lee (7)
TE	Jason Witten	MLB	Jaylon Smith
WR	Micahel Gallup (12)	SLB	Sean Lee (6)
QB	Dak Prescott	CB	Chidobe Awuzie
RB	Ezekiel Elliott	CB	Byron Jones (14)
WR	Randall Cobb (6)	SS	Jeff Heath
		FS	Xavier Woods (14)
K	Brett Maher (13)		
	Kai Forbath (3)		
P	Chris Jones		Pro Bowlers in Bold

# 2020 ★ DALLAS COWBOYS STATISTICS ★ 2020

THIRD PLACE, NFC EAST HEAD COACH: MIKE MCCARTHY		
PRESEASON (0-0)		
Date	W/L Score	Opponent Att.
8/6	L 17-20	@ LA Rams
8/15	W 40-39	ATLANTA
8/22	L 31-38	@ Seattle
8/29	W 37-34	N.Y. GIANTS
9/3	L 10-38	CLEVELAND
9/13	W 37-34	N.Y. GIANTS
9/20	L 10-38	ARIZONA
9/27	L 3-25	@ Washington
10/4	L 9-23	@ Philadelphia
10/11	L 19-24	PITTSBURGH
10/18	W 31-28	@ Minnesota
10/25	L 16-41	WASHINGTON
11/1	L 17-34	@ Baltimore
11/8	W 30-7	@ Cincinnati
11/15	W 41-33	SAN FRANCISCO
11/22	W 37-17	PHILADELPHIA
11/29	L 19-23	@ N.Y. Giants

AT&T Stadium configuration  
 \*-All Open #-All Closed  
 ^-Only Doors Open %-Only Roof Open  
 @-game rescheduled from 12/3

TEAM STATISTICS		DALLAS	OPP
FIRST DOWNS	.....	371	359
Rushing	.....	115	142
Passing	.....	231	180
Penalty	.....	25	37
Third Down-Made/Att	.....	87/215	98/209
Third Down Efficiency	.....	40.5	46.9
Fourth Down-Made/Att	.....	17/31	10/21
TOTAL NET YARDS	.....	5,949	6,183
Avg. Per Game	.....	371.8	386.4
Total Plays	.....	1,113	1,054
Avg. Per Play	.....	5.3	5.9
NET YARDS RUSHING	.....	1,788	2,541
Avg. Per Game	.....	111.8	158.8
Total Rushes	.....	430	510
Avg. Per Rush	.....	4.2	5.0
NET YARDS PASSING	.....	4,161	3,642
Avg. Per Game	.....	260.1	227.6
Sacked/Yards Lost	.....	44/350	31/178
Gross Yards	.....	4,511	3,820
Attempts/Completions	.....	639/413	513/328
Pct. of Completions	.....	64.6	63.9
Had Intercepted	.....	13	10
PUNTS/AVERAGE	.....	50/45.0	54/45.6
Net Punting Average	.....	41.2	38.8
PUNT RET./AVG.	.....	29/9.1	91/7.3
KICKOFF RET./AVG.	.....	37/26.1	29/20.9
INT. RET./AVG.	.....	10/10.6	13/7.5
PENALTIES/YARDS	.....	96/849	91/733
FUMBLES/BALL LOST	.....	19/13	21/13
TOUCHDOWNS	.....	42	57
Rushing	.....	14	20
Passing	.....	25	34
Returns	.....	3	3
EXTRA POINTS/ATTEMPTS	.....	33/36	45/48
TWO POINT CON./ATT.	.....	4/6	4/8
FIELD GOALS/ATTEMPTS	.....	34/41	24/27
AVG. TIME OF POSS.	.....	28:22	31:38

RUSHING	ATT	YDS	AVG	LG	TD
Elliott	244	979	4.0	31	6
Pollard	101	435	4.3	42	4
Dalton	28	114	4.1	13	0
Prescott	18	93	5.2	12	3
Lamb	10	82	8.2	19	1
Gilbert	3	28	9.3	15	0
Dowdle	7	24	3.4	7	0
DiNucci	6	22	3.7	10	0
Cooper	6	14	2.3	10	0
N. Brown	1	4	4.0	4	0
Thompson	1	3	3.0	3	0
Bell	1	2	2.0	2	0
C. Jones	1	0	0.0	0	0
C. Wilson	3	-12	-4.0	-1	0
Team	430	1,788	4.2	42	14
Opponents	510	2,541	5.0	69	20

RECEIVING	REC	YDS	AVG	LG	TD
Cooper	92	1,114	12.1	69	5
Lamb	74	935	12.6	52	5
Schultz	63	615	9.8	28	4
Gallup	59	843	14.3	55	5
Elliott	52	338	6.5	19	2
Pollard	28	193	6.9	30	1
C. Wilson	17	189	11.1	42	2
N. Brown	14	154	11.0	20	0
Bell	11	110	10.0	24	0
Jarwin	1	12	12.0	12	0
Prescott	1	11	11.0	11	1
Dalton	1	-3	-3.0	-3	0
Goodwin	0	0	0.0	0	0
Team	413	4,511	10.9	69	25
Opponents	328	3,820	11.6	81	34

PUNTING	NO	YDS	AVG	TB	IN20	LG	BL	NET
Niswander	26	1,228	47.2	2	10	58	0	42.0
C. Jones	24	1,022	42.6	1	5	54	0	40.2
Cowboys	50	2,250	45.0	3	15	58	0	41.2
Opps	54	2,461	45.6	5	21	67	0	38.8

PUNT RETURNS	NO	YDS	AVG	FC	LG	TD
Lamb	24	172	7.2	9	27	0
C. Wilson	5	20	4.0	5	10	0
Goodwin	0	73	0.0	0	73	0
Cowboys	29	265	9.1	14	73	0
Opponents	15	132	8.8	29	22	0

KICKOFF RETURNS	NO	YDS	AVG	LG	TD
Pollard	32	766	23.9	67	0
Dowdle	4	152	38.0	64	0
Lamb	1	47	47.0	47	1
Cowboys	37	965	26.1	67	1
Opponents	29	606	20.9	32	0

SCORE BY	QUARTERS	1	2	3	4	OT	T
Cowboys		77	130	67	121	-	395
Opponents		121	153	69	130	-	473

FIELD GOALS	11-19	20-29	30-39	40-49	50-59
Zuerlein	1-1	5-5	13-13	12-13	3-4
Cowboys	1-1	5-5	16-13	12-13	3-9
Opponents	0-0	5-6	9-10	5-6	5-5

Zuerlein	(53M,33)	(33,46)	(43,42)	(1,24,40,34)	(34,58M)	(45)	(49,49,59,52M)	(38,44,45,39)	(19)
Cowboys	(33,32,28)	(31,40M,53M,52M)	(34,20,55)	(48,60M,46)	(35,20,21)	(38,46,57,36)			
Opp	(29M,35,31)	(42,27,41,32)	(1,37,44)	(55,50,54,28)	(26)	(30,44M)	(1)	(59,43)	(1,23,36)
	(36M,35,22)	(1,41,31)	(1,50,43)						

SCORING	TDR	TD	TDPR	2Pt	FG	PAT	S	TP
Zuerlein	0	0	0	0	34/41	33/36	0	135
Elliott	6	2	0	1	0/0	0/0	0	50
Lamb	1	5	1a	1	0/0	0/0	0	44
Cooper	0	5	0	1	0/0	0/0	0	32
Gallup	0	5	0	0	0/0	0/0	0	30
Pollard	4	1	0	0	0/0	0/0	0	30
Prescott	3	1	0	1	0/0	0/0	0	26
Schultz	4	0	0	0	0/0	0/0	0	24
C. Wilson	0	2	0	0	0/0	0/0	0	12
A. Brown	0	1b	0	0	0/0	0/0	0	6
A. Smith	0	0	1c	0	0/0	0/0	0	6
Team	14	25	3	4	34/41	33/36	0	395
Opponents	20	34	3*	4	24/27	45/48	3	473

a- 47-yd kick return vs. SF 12/20  
 b- 29-yd fumble return vs. NYG 10/11  
 c- 78-yd fumble return at Cin 12/13

\* K. Fackrell 46-yd int return vs. NYG 10/11  
 R. McLeod 53-yd int return at Phil 11/1  
 M. Sweat 15 yd int return vs. Was 12/26  
 2-PT Conversions: Dallas 4/6, Opponents 4/8

USUAL STARTERS			
WR	Amari Cooper (15)	DE	DeMarcus Lawrence (15)
LT	Brandon Knight (9)	DT	Neville Gallimore (9)
	Cameron Erving (5)		Trysten Hill (5)
	Tyron Smith (2)	DT	Dontari Poe (7)
LG	Connor Williams		Antwan Woods (6)
C	Joe Looney (12)	DE	Aldon Smith
	Tyler Biadasz (4)	WLB	Jaylon Smith
RG	Zack Martin (8)	MLB	L. Vander Esch (10)
	Connor McGovern (8)	CB	Chidobe Awuzie (6)
RT	Terence Steele (14)	CB	Jourdan Lewis (13)
	Zack Martin (2)	CB	Trevon Diggs (11)
TE	Dalton Schultz (14)	S	Donovan Wilson (10)
WR	CeeDee Lamb (14)	CB	Darian Thompson (6)
WR	Michael Gallup (15)	FS	Xavier Woods (15)
QB	Andy Dalton (9)		
	Dak Prescott (5)	K	Greg Zuerlein
RB	Ezekiel Elliott (15)	P	Chris Jones (8)
			Hunter Niswander (8)

Pro Bowlers in Bold													
PASSING	ATT	COMP	2PT	YDS	PCT	ATT	TD	PCT	INT	PCT	LG	SKS/YDS	RATING
Dalton	333	216	2,170	64.9	6.5	14	4.2	8	2.4	69	24/184	87.3	
Prescott	222	151	1,856	68.0	8.4	9	4.1	1.8	58	10/66	99.6		
Gilbert	38	21	243	55.3	6.4	1	2.6	1.2	32	2/23	72.6		
DiNucci	43	23	219	53.5	5.1	0	0.0	0.0	32	7/73	67.9		
C. Wilson	2	2	23	100.0	11.5	1	50.0	0.0	12	0/0	154.2		
C. Jones	1	0	0	0.0	0.0	0	0.0	0.0	0	0/0	39.6		
Lamb	0	0	0	0.0	0.0	0	0.0	0.0	0	1/4	0.0		
Cowboys	639	413	4,511	64.6	7.1	25	3.9	13	2.0	69	44/350	89.9	
Opponents	513	328	3,820	63.9	7.4	34	6.6	10	1.9	81	31/178	100.4	



## 2022 ★ DALLAS COWBOYS STATISTICS ★ 2022

SECOND PLACE, NFC EAST  
HEAD COACH: MIKE MCCARTHY

## PRESEASON (2-1)

Date	W/L	Score	Opponent	Att.
8/13	L	7-17	@ Denver	76,476
8/20	W	32-18	@ LA Chargers	69,047
8/26	W	27-26	SEATTLE	81,598#

## REGULAR SEASON (12-5)

9/11	L	3-19	TAMPA BAY	93,797#
9/18	W	20-17	CINCINNATI	92,944#
9/26	W	23-16	@ N.Y. Giants	79,445
10/2	W	25-10	WASHINGTON	92,946#
10/9	W	22-10	@ LA Rams	74,154
10/16	L	17-26	at Philadelphia	69,879
10/23	W	24-6	DETROIT	93,487#
10/30	W	49-29	CHICAGO	93,767#
11/6			- Bye -	
11/13	L	28-31	@ Green Bay (OT)	78,433
11/20	W	40-3	@ Minnesota	66,992
11/24	W	28-20	N.Y. GIANTS	93,568#
12/4	W	54-19	INDIANAPOLIS	93,086#
12/11	W	27-23	HOUSTON	93,843#
12/18	L	34-40	@ Jacksonville (OT)	69,050
12/24	W	40-34	PHILADELPHIA	93,754#
12/29	W	27-13	@ Tennessee	69,292
1/8/23	L	6-26	@ Washington	62,814

## 2022 NFC WILD CARD GAME

1/16/23	W	31-14	@ Tampa Bay	69,145
---------	---	-------	-------------	--------

## 2022 NFC DIVISIONAL GAME

1/22/23	L	12-19	@ San Francisco	71,888
---------	---	-------	-----------------	--------

## AT&amp;T Stadium configuration

\*All Open #All Closed

^Only Doors Open %Only Roof Open

## TEAM STATISTICS DALLAS OPP

FIRST DOWNS	347	327
Rushing	129	119
Passing	194	174
Penalty	24	34
Third Down-Made/Att	105/231	87/231
Third Down Efficiency	45.5	37.7
Fourth Down-Made/Att	10/19	12/22
TOTAL NET YARDS	6,034	5,613
Avg. Per Game	354.9	330.2
Total Plays	1,114	1,101
Avg. Per Play	5.4	5.1
NET YARDS RUSHING	2,298	2,198
Avg. Per Game	135.2	129.3
Total Rushes	531	497
Avg. Per Rush	4.3	4.4
NET YARDS PASSING	3,736	3,415
Avg. Per Game	219.8	200.9
Sacked/Yards Lost	27/175	54/352
Gross Yards	3,911	3,767
Attempts/Completions	556/355	550/345
Pct. of Completions	63.8	62.7
Had Intercepted	18	16
PUNTS/AVERAGE	68/48.4	71/46.1
Net Punting Average	42.8	40.1
PUNT RET./AVG.	29/10.4	32/8.1
KICKOFF RET./AVG.	22/23.9	21/24.2
INT./AVG. RET.	16/3.8	18/19.7
PENALTIES/YARDS	104/842	98/851
FUMBLES/BALL LOST	14/5	28/17
TOUCHDOWNS	55	35
Rushing	24	9
Passing	28	23
Returns	3	3
EXTRA POINTS/ATTEMPTS	50/53	28/29
TWO POINT CONV./ATTS	0/2	0/15
FIELD GOALS/ATTEMPTS	29/32	34/40
AVG. TIME OF POSS.	29:21	30:39

## RUSHING

	ATT	YDS	AVG	LG	TD
Pollard	193	1,007	5.2	57	9
Elliott	231	876	3.8	27	12
Prescott	45	182	4.0	25	1
Davis	38	161	4.2	23	1
Lamb	10	47	4.7	14	0
Turpin	3	17	5.7	11	0
Rush	9	6	0.7	6	0
Hendershot	1	2	2.0	2	1
Anger	1	0	0.0	0	0
Team	531	2,298	4.3	57	24
Opponents	497	2,198	4.4	36	9

## RECEIVING

	REC	YDS	AVG	LG	TD
Lamb	107	1,359	12.7	39	9
Schultz	57	577	10.1	30	5
N. Brown	43	555	12.9	51	3
Gallup	39	424	10.9	27	4
Pollard	39	371	9.5	68	3
Ferguson	19	174	9.2	30	2
Elliott	17	92	5.4	31	0
Hendershot	11	103	9.4	29	2
Hilton	7	121	17.3	52	0
Davis	6	63	10.5	18	0
Fehoko	3	24	8.0	12	0
Houston	2	16	8.0	11	0
Tolbert	2	12	6.0	8	0
McKeon	2	11	5.5	10	0
Turpin	1	9	9.0	9	0
Team	355	3,911	11.0	68	28
Opponents	345	3,767	10.9	75	23

## INTERCEPTIONS

	NO	YDS	AVG	LG	TD
Bland	5	19	3.8	15	0
Diggs	3	10	3.3	7	0
Hooker	3	29	9.7	26	0
Kearse	1	2	2.0	2	0
Lewis	1	0	0.0	0	0
Mukuamu	1	0	0.0	0	0
Wilson	1	0	0.0	0	0
Wright	1	0	0.0	0	0
Team	16	60	3.8	26	0
Opponents	18	354	19.7	52	3

## PUNTING NO YDS AVG TB IN20 LG BL NET

Anger	68	3,291	48.4	6	27	83	0	42.8
Cowboys	68	3,291	48.4	6	27	83	0	42.8
Opps	71	3,273	46.1	6	29	63	1	40.1

## PUNT RETURNS NO YDS AVG FC LG TD

Turpin	29	303	10.4	26	52	0
Cowboys	29	303	10.4	26	52	0
Opponents	32	258	8.1	23	20	0

## KICKOFF RETURNS NO YDS AVG LG TD

Turpin	21	508	24.2	63	0
Hendershot	1	18	18.0	18	0
Cowboys	22	526	23.9	63	0
Opponents	21	509	24.2	34	0

## SCORE BY QUARTERS

	1	2	3	4	OT	T
Cowboys	91	133	106	137	0	467
Opponents	58	129	79	67	9	342

## PASSING

	ATT	COMP	YDS	PCT	AVG	TD	INT	PCT
Prescott	394	261	2,860	66.2	7.3	23	5.8	15
Rush	162	94	1,051	58.0	6.5	5	3.1	3
Cowboys	556	355	3,911	63.8	7.0	28	5.0	18
Opponents	550	345	3,767	62.7	6.8	23	4.2	16

## FIELD GOALS 11-19 20-29 30-39 40-49 50+

Maher	0-0	9-9	5-5	6-7	9-11
Cowboys	0-0	9-9	5-5	6-7	9-11
Opponents	0-0	8-8	6-8	11-12	9-12

Maher: (51), (54,50), (26,28,59M,44), (53,45,28,29), (33,40,36), (30,59M), (22), (1), (1), (27,53,60,50), (46M), (1), (33,53), (24,53), (21,44,48,26), (36,45), (1).

Opp: (44,38,36M,29,47), (43,50,46), (47B,42,51,51), (45), (29,51M), (51,34), (40,53), (36), (54M,28), (25), (57,47), (52,34), (43,50,54), (33,48), (25,47), (37,29), (31M,52M,29,22).

## SCORING TDR TDP TDRT 2PR FG PAT S TP

Maher	0	0	0	0	29/32	50/53	0	137
Elliott	12	0	0	0	0/0	0/0	0	72
Pollard	9	3	0	0	0/0	0/0	0	72
Lamb	0	9	0	0	0/0	0/0	0	54
Schultz	0	5	0	0	0/0	0/0	0	30
Gallup	0	4	0	0	0/0	0/0	0	24
N. Brown	0	3	0	0	0/0	0/0	0	18
Hendershot	1	2	0	0	0/0	0/0	0	18
Ferguson	0	2	0	0	0/0	0/0	0	12
Davis	1	0	0	0	0/0	0/0	0	6
Hooker	0	1a	0	0	0/0	0/0	0	6
Lawrence	0	1b	0	0	0/0	0/0	0	6
Parsons	0	1c	0	0	0/0	0/0	0	6
Prescott	1	0	0	0	0/0	0/0	0	6
Team	24	28	3	0	29/32	50/53	0	467
Opponents	9	23	3*	1	34/40	28/29	0	342

2-pt Conversions: Dallas 0-2, Opponents 1-5

a- 38-yd fumble return vs. Ind 12/4  
b- 19-yd fumble return at LAR 10/9  
c- 36-yd fumble return vs. Chi 10/30

\*- R. Jenkins 52-yd INT return at Jac 12/18  
J. Sweat 42-yd INT return vs. Phi 12/24  
K. Fuller 29-yd INT return at Was 1/8/23

## USUAL STARTERS

WR	CeeDee Lamb	DE	DeMarcus Lawrence
LT	Tyler Smith (16)	DT	Osa Odighizuwa
	Jason Peters (1)		Neville Gallimore (4)
LG	Connor McGovern (14)	DT	Quinton Bohanna (9)
	Matt Farniok (2)		Carlton Watkins (4)
RG	Tyler Biadasz (16)	OT	Johnathan Hankins (3)
RC	Zack Martin	DE	Micha Parsons (12)
RT	Terence Steele (13)		Dorance Armstrong (5)
	Tyron Smith (4)	OLB	Micha Parsons (5)
TE	Dalton Schultz (15)		Anthony Barr (10)
WR	Noah Brown (13)	MLB	L. Vander Esch (14)
WR	Michael Gallup (11)		Darnone Clark (3)
QB	Dak Prescott (12)	CB	Trevon Diggs
	Cooper Rush (5)	NCB	Jourdan Lewis (4)
RB	Ezekiel Elliott (14)		DaRon Bland (8)
	Tony Pollard (4)	CB	Anthony Brown (12)
K	Brett Maher	S	Jayron Kearse (14)
P	Bryan Anger	S	Donovan Wilson
	Pro Bowlers in Bold	S	Malik Hooker (6)

## PCT TD INT INT LG SKS/YDS RATING

23	5.8	15	3.8	68	20/126	91.1
5	3.1	3	1.9	46	7/49	80.0
28	5.0	18	3.2	68	27/175	87.9
23	4.2	16	2.9	75	54/352	84.7

# Dallas Cowboys All-Time Results

All-Time Regular Season Record: 550-408-6

Playoff Record: 36-30

Preseason Record: 137-151-2

## The Opponents

### Arizona Cardinals

(Dallas Leads Series, 56-34-1)

Regular Season: 56-33-1 Postseason: 0-1

Date	Site	Winner-Score	Att.
10/23/60	St. Louis	St. Louis, 10-12	23,128
11/5/61	Dallas	St. Louis, 17-31	20,500
12/10/61	St. Louis	St. Louis, 13-31	15,384
10/28/62	Dallas	St. Louis, 24-28	16,027
12/9/62	St. Louis	St. Louis, 20-52	14,201
9/14/63	Dallas	St. Louis, 7-34	36,432
<b>12/15/63</b>	<b>St. Louis</b>	<b>Dallas, 28-24</b>	<b>12,695</b>
9/12/64	Dallas	St. Louis, 6-16	36,605
<b>10/25/64</b>	<b>St. Louis</b>	<b>Dallas, 31-13</b>	<b>28,253</b>
4/4/65	St. Louis	St. Louis, 13-20	32,034
<b>12/11/65</b>	<b>Dallas</b>	<b>Dallas, 27-13</b>	<b>38,499</b>
10/16/66	St. Louis	Tie, 10-10	50,673
<b>12/4/66</b>	<b>Dallas</b>	<b>Dallas, 31-17</b>	<b>76,965</b>
<b>12/23/67</b>	<b>Dallas</b>	<b>Dallas, 46-21</b>	<b>68,787</b>
10/6/68	St. Louis	Dallas, 27-10	48,296
<b>9/21/69</b>	<b>Dallas</b>	<b>Dallas, 24-3</b>	<b>62,134</b>
10/4/70	St. Louis	St. Louis, 7-20	50,780
11/16/70	Dallas	St. Louis, 0-38	69,323
<b>11/7/71</b>	<b>St. Louis</b>	<b>Dallas, 16-13</b>	<b>50,486</b>
<b>12/18/71</b>	<b>Dallas</b>	<b>Dallas, 31-12</b>	<b>66,672</b>
<b>11/12/72</b>	<b>Dallas</b>	<b>Dallas, 33-24</b>	<b>65,218</b>
<b>12/3/72</b>	<b>St. Louis</b>	<b>Dallas, 27-6</b>	<b>49,787</b>
<b>9/30/73</b>	<b>Dallas</b>	<b>Dallas, 45-10</b>	<b>64,729</b>
<b>12/16/73</b>	<b>St. Louis</b>	<b>Dallas, 30-3</b>	<b>43,946</b>
10/13/74	St. Louis	St. Louis, 28-31	49,885
<b>11/3/74</b>	<b>Dallas</b>	<b>Dallas, 17-14</b>	<b>64,146</b>
<b>9/28/75</b>	<b>Dallas</b>	<b>Dallas, 37-31 (OT)</b>	<b>52,417</b>
12/7/75	St. Louis	St. Louis, 17-31	49,701
10/17/76	St. Louis	St. Louis, 17-21	50,317
<b>11/25/76</b>	<b>Dallas</b>	<b>Dallas, 19-14</b>	<b>62,498</b>
<b>10/9/77</b>	<b>St. Louis</b>	<b>Dallas, 30-24</b>	<b>50,129</b>
11/14/77	Dallas	St. Louis, 17-24	64,038
<b>9/24/78</b>	<b>Dallas</b>	<b>Dallas, 21-12</b>	<b>62,760</b>
<b>10/15/78</b>	<b>St. Louis</b>	<b>Dallas, 24-21 (OT)</b>	<b>48,991</b>
<b>9/2/79</b>	<b>St. Louis</b>	<b>Dallas, 22-21</b>	<b>50,855</b>
10/21/79	Dallas	Dallas, 22-13	64,300
<b>11/2/80</b>	<b>St. Louis</b>	<b>Dallas, 27-24</b>	<b>50,701</b>
<b>11/16/80</b>	<b>Dallas</b>	<b>Dallas, 31-21</b>	<b>52,567</b>
<b>9/13/81</b>	<b>Dallas</b>	<b>Dallas, 30-17</b>	<b>63,602</b>
10/4/81	St. Louis	St. Louis, 17-20	49,777
<b>9/19/82</b>	<b>St. Louis</b>	<b>Dallas, 24-7</b>	<b>50,705</b>
<b>9/11/83</b>	<b>St. Louis</b>	<b>Dallas, 34-17</b>	<b>48,532</b>
<b>11/24/83</b>	<b>Dallas</b>	<b>Dallas, 35-17</b>	<b>60,764</b>
10/7/84	Dallas	St. Louis, 20-31	61,438
<b>11/11/84</b>	<b>St. Louis</b>	<b>Dallas, 24-17</b>	<b>48,721</b>
11/4/85	St. Louis	St. Louis, 10-21	49,347
<b>11/28/85</b>	<b>Dallas</b>	<b>Dallas, 35-17</b>	<b>54,125</b>
<b>9/29/86</b>	<b>St. Louis</b>	<b>Dallas, 31-7</b>	<b>49,077</b>
<b>10/26/86</b>	<b>Dallas</b>	<b>Dallas, 37-6</b>	<b>60,756</b>
9/13/87	St. Louis	St. Louis, 13-24	47,241
<b>12/27/87</b>	<b>Dallas</b>	<b>Dallas, 21-16</b>	<b>36,788</b>
<b>9/12/88</b>	<b>Phoenix</b>	<b>Dallas, 17-14</b>	<b>67,139</b>
10/30/88	Dallas	Phoenix, 10-16	42,196
10/29/89	Dallas	Phoenix, 10-19	44,431
11/12/89	Phoenix	Phoenix, 20-24	49,657
10/14/90	Phoenix	Phoenix, 3-20	45,235
<b>12/16/90</b>	<b>Dallas</b>	<b>Dallas, 41-10</b>	<b>60,190</b>
<b>9/22/91</b>	<b>Phoenix</b>	<b>Dallas, 17-9</b>	<b>68,814</b>
<b>11/3/91</b>	<b>Dallas</b>	<b>Dallas, 27-7</b>	<b>61,190</b>
<b>9/20/92</b>	<b>Dallas</b>	<b>Dallas, 31-20</b>	<b>62,575</b>
<b>11/22/92</b>	<b>Phoenix</b>	<b>Dallas, 16-10</b>	<b>72,439</b>
<b>9/19/93</b>	<b>Phoenix</b>	<b>Dallas, 17-10</b>	<b>73,025</b>

<b>11/14/93</b>	<b>Dallas</b>	<b>Dallas, 20-15</b>	<b>64,224</b>
<b>10/9/94</b>	<b>Dallas</b>	<b>Dallas, 38-3</b>	<b>64,518</b>
<b>10/23/94</b>	<b>Arizona</b>	<b>Dallas, 28-21</b>	<b>71,023</b>
<b>9/24/95</b>	<b>Dallas</b>	<b>Dallas, 34-20</b>	<b>64,560</b>
<b>12/25/95</b>	<b>Arizona</b>	<b>Dallas, 37-13</b>	<b>72,394</b>
<b>10/13/96</b>	<b>Dallas</b>	<b>Dallas, 17-3</b>	<b>64,096</b>
<b>12/8/96</b>	<b>Arizona</b>	<b>Dallas, 10-6</b>	<b>70,763</b>
9/7/97	Arizona	Arizona, 22-25 (OT)	71,578
<b>11/9/97</b>	<b>Dallas</b>	<b>Dallas, 24-6</b>	<b>64,302</b>
<b>9/6/98</b>	<b>Dallas</b>	<b>Dallas, 38-10</b>	<b>63,602</b>
<b>11/15/98</b>	<b>Arizona</b>	<b>Dallas, 35-28</b>	<b>69,923</b>
1/2/99*	Dallas	Arizona, 7-20	62,969
<b>10/3/99</b>	<b>Dallas</b>	<b>Dallas, 35-7</b>	<b>64,169</b>
11/21/99	Arizona	Arizona, 9-13	72,015
9/10/00	Arizona	Arizona, 31-32	66,009
<b>10/22/00</b>	<b>Dallas</b>	<b>Dallas, 48-7</b>	<b>62,981</b>
<b>10/28/01</b>	<b>Dallas</b>	<b>Dallas, 17-3</b>	<b>63,114</b>
12/23/01	Arizona	Arizona, 10-17	48,883
10/20/02	Arizona	Arizona, 6-9 (OT)	59,702
<b>10/5/03</b>	<b>Dallas</b>	<b>Dallas, 24-7</b>	<b>63,601</b>
<b>10/30/05</b>	<b>Dallas</b>	<b>Dallas, 34-13</b>	<b>62,068</b>
<b>11/12/06</b>	<b>Arizona</b>	<b>Dallas, 27-10</b>	<b>63,926</b>
10/12/08	Arizona	Arizona, 24-30 (OT)	64,389
12/25/10	Arizona	Arizona, 26-27	66,971
12/4/11	Arizona	Arizona, 13-19 (OT)	62,180
11/2/14	Dallas	Arizona, 17-28	65,688
<b>9/25/17</b>	<b>Arizona</b>	<b>Dallas, 28-17</b>	<b>65,102</b>
10/19/20	Dallas	Arizona, 10-38	25,174
1/2/22	Dallas	Arizona, 22-25	93,459

\*NFC Wild Card Game

### Atlanta Falcons

(Dallas Leads Series, 19-11)

Regular Season: 17-11 Postseason: 2-0

Date	Site	Winner-Score	Att.
<b>10/2/66</b>	<b>Atlanta</b>	<b>Dallas, 47-14</b>	<b>56,990</b>
<b>11/5/67</b>	<b>Dallas</b>	<b>Dallas, 37-7</b>	<b>54,751</b>
<b>10/12/69</b>	<b>Atlanta</b>	<b>Dallas, 24-17</b>	<b>54,833</b>
<b>10/11/70</b>	<b>Dallas</b>	<b>Dallas, 13-0</b>	<b>53,611</b>
<b>9/15/74</b>	<b>Atlanta</b>	<b>Dallas, 24-0</b>	<b>52,322</b>
11/21/76	Atlanta	Atlanta, 10-17	54,972
<b>12/30/78*</b>	<b>Dallas</b>	<b>Dallas, 27-20</b>	<b>60,388</b>
<b>1/4/81*</b>	<b>Atlanta</b>	<b>Dallas, 30-27</b>	<b>60,022</b>
<b>10/27/85</b>	<b>Dallas</b>	<b>Dallas, 24-10</b>	<b>57,941</b>
9/21/86	Dallas	Atlanta, 35-37	62,880
12/6/87	Dallas	Atlanta, 10-21	40,103
<b>9/25/88</b>	<b>Dallas</b>	<b>Dallas, 26-20</b>	<b>39,702</b>
9/17/89	Atlanta	Atlanta, 21-27	55,285
12/30/90	Atlanta	Atlanta, 7-26	50,097
<b>12/22/91</b>	<b>Dallas</b>	<b>Dallas, 31-27</b>	<b>60,962</b>
<b>12/21/92</b>	<b>Atlanta</b>	<b>Dallas, 41-17</b>	<b>67,036</b>
11/21/93	Atlanta	Atlanta, 14-27	67,337
<b>10/29/95</b>	<b>Atlanta</b>	<b>Dallas, 28-13</b>	<b>70,089</b>
<b>10/20/96</b>	<b>Dallas</b>	<b>Dallas, 32-28</b>	<b>64,091</b>
<b>9/20/99</b>	<b>Dallas</b>	<b>Dallas, 24-7</b>	<b>63,663</b>
11/11/01	Atlanta	Atlanta, 13-20	69,101
9/7/03	Dallas	Atlanta, 13-27	64,104
<b>12/16/06</b>	<b>Atlanta</b>	<b>Dallas, 38-28</b>	<b>71,102</b>
<b>10/25/09</b>	<b>Dallas</b>	<b>Dallas, 37-21</b>	<b>81,521</b>
11/4/12	Atlanta	Atlanta, 13-19	70,840
9/27/15	Dallas	Atlanta, 28-39	90,345
11/12/17	Atlanta	Atlanta, 7-27	73,761
<b>11/18/18</b>	<b>Atlanta</b>	<b>Dallas, 22-19</b>	<b>74,447</b>
<b>9/20/20</b>	<b>Dallas</b>	<b>Dallas, 40-39</b>	<b>21,708</b>
<b>11/14/21</b>	<b>Dallas</b>	<b>Dallas, 43-3</b>	<b>93,436</b>

\*NFC Divisional Playoffs

## Baltimore Ravens

(Baltimore Leads Series, 5-1)  
Regular Season: 1-5

Date	Site	Winner-Score	Att.
11/19/00	Baltimore	Baltimore, 0-27	69,416
11/21/04	Baltimore	Baltimore, 10-30	69,924
12/20/08	Dallas	Baltimore, 24-33	63,800
10/14/12	Baltimore	Baltimore, 29-31	71,384
<b>11/20/16</b>	<b>Dallas</b>	<b>Dallas, 27-17</b>	<b>93,056</b>
12/8/20*	Baltimore	Baltimore, 17-34	

\* Game originally scheduled for 12/13

## Buffalo Bills

(Dallas Leads Series, 8-5)  
Regular Season: 6-5 Postseason: 2-0

Date	Site	Winner-Score	Att.
9/19/71	Buffalo	Dallas, 49-37	46,206
11/15/76	Dallas	Dallas, 17-10	51,779
11/9/81	Dallas	Dallas, 27-14	62,583
11/18/84	Buffalo	Buffalo, 3-14	74,391
1/31/93*	Pasadena	Dallas, 52-17	98,374
9/12/93	Dallas	Buffalo, 10-13	63,226
1/30/94**	Atlanta	Dallas, 30-13	72,817
9/22/96	Buffalo	Buffalo, 7-10	78,098
11/9/03	Dallas	Dallas, 10-6	63,770
10/8/07	Buffalo	Dallas, 25-24	71,575
11/13/11	Dallas	Dallas, 44-7	85,157
12/27/15	Buffalo	Buffalo, 6-16	70,172
11/24/19	Dallas	Buffalo, 15-26	90,445

\*Super Bowl XXVII, Jan. 31, 1993

\*\*Super Bowl XXVIII, Jan. 30, 1994

## Carolina Panthers

(Dallas Leads Series, 10-5)  
Regular Season: 10-3 Postseason: 0-2

Date	Site	Winner-Score	Att.
1/5/97*	Carolina	Carolina, 17-26	72,808
12/8/97	Dallas	Carolina, 13-23	63,251
10/11/98	Dallas	Dallas, 27-20	64,181
10/1/00	Carolina	Dallas, 16-13 (OT)	73,310
10/13/02	Dallas	Dallas, 14-13	61,733
11/23/03	Dallas	Dallas, 24-20	63,871
1/3/04**	Carolina	Carolina, 10-29	73,014
12/24/05	Carolina	Dallas, 24-20	73,436
10/29/06	Carolina	Dallas, 35-14	73,682
12/22/07	Carolina	Dallas, 20-13	73,860
9/28/09	Dallas	Dallas, 21-7	90,588
10/21/12	Carolina	Dallas, 19-14	73,981
11/26/15	Dallas	Carolina, 14-33	90,909
9/9/18	Carolina	Carolina, 8-16	74,532
10/3/21	Dallas	Dallas, 36-28	93,262

\*NFC Divisional Playoffs

\*\*NFC Wild Card Playoffs

## Chicago Bears

(Dallas Leads Series, 16-12)  
Regular Season: 14-12 Postseason: 2-0

Date	Site	Winner-Score	Att.
11/27/60	Chicago	Chicago, 7-17	39,951
11/18/62	Dallas	Chicago, 33-34	12,692
11/1/64	Chicago	Dallas, 24-10	47,527
11/24/68	Chicago	Dallas, 34-3	46,667
10/31/71	Chicago	Chicago, 19-23	55,049
9/16/73	Chicago	Dallas, 20-17	55,701
10/24/76	Dallas	Dallas, 31-21	61,346
12/26/77*	Dallas	Dallas, 37-7	62,920
9/16/79	Dallas	Dallas, 24-20	64,056
11/26/81	Dallas	Dallas, 10-9	63,499
9/30/84	Chicago	Dallas, 23-14	63,623
11/17/85	Dallas	Chicago, 0-44	63,855

12/21/86	Dallas	Chicago, 10-24	57,256
10/16/88	Chicago	Chicago, 7-17	64,759
12/29/91**	Chicago	Dallas, 17-13	62,594
12/27/92	Dallas	Dallas, 27-14	63,101
9/2/96	Chicago	Chicago, 6-22	63,076
9/28/97	Dallas	Dallas, 27-3	64,082
10/18/98	Chicago	Chicago, 12-13	59,201
11/25/04	Dallas	Dallas, 21-7	64,026
9/23/07	Chicago	Dallas, 34-10	62,099
9/19/10	Dallas	Chicago, 20-27	85,168
10/1/12	Dallas	Chicago, 18-34	90,080
12/9/13	Chicago	Chicago, 28-45	62,229
12/4/14	Chicago	Dallas, 41-28	61,558
9/25/16	Dallas	Dallas, 31-17	90,554
12/5/19	Chicago	Chicago, 24-31	61,276
10/30/22	Dallas	Dallas, 49-29	93,767

\*NFC Divisional Playoffs

\*\*NFC First-Round Playoffs

## Cincinnati Bengals

(Dallas Leads Series, 10-4)  
Regular Season: 10-4

Date	Site	Winner-Score	Att.
11/4/73	Dallas	Dallas, 38-10	58,802
9/30/79	Dallas	Dallas, 38-13	63,179
12/8/85	Cincinnati	Cincinnati, 24-50	56,936
11/20/88	Dallas	Cincinnati, 24-38	37,865
10/13/91	Dallas	Dallas, 35-23	63,275
10/30/94	Cincinnati	Dallas, 23-20	57,096
12/14/97	Cincinnati	Cincinnati, 24-31	60,043
11/12/00	Dallas	Dallas, 23-6	62,170
11/7/04	Cincinnati	Cincinnati, 3-26	65,721
10/5/08	Dallas	Dallas, 31-22	62,655
12/9/12	Cincinnati	Dallas, 20-19	63,590
10/9/16	Dallas	Dallas, 28-14	91,653
12/13/20	Cincinnati	Dallas, 30-7	10,322
9/18/22	Dallas	Dallas, 20-17	92,944

## Cleveland Browns

(Cleveland Leads Series, 18-14)  
Regular Season: 13-16 Postseason: 1-2

Date	Site	Winner-Score	Att.
10/16/60	Dallas	Cleveland, 7-28	28,500
10/1/61	Cleveland	Cleveland, 7-45	43,638
12/3/61	Dallas	Cleveland, 17-38	23,500
10/7/62	Cleveland	Cleveland, 10-19	40,040
12/2/62	Dallas	Dallas, 45-21	24,226
9/22/63	Dallas	Dallas, 24-41	28,710
11/24/63	Cleveland	Cleveland, 17-27	55,096
10/4/64	Cleveland	Cleveland, 6-27	72,062
10/18/64	Dallas	Cleveland, 16-20	37,456
10/17/65	Cleveland	Cleveland, 17-23	80,451
11/21/65	Dallas	Cleveland, 17-24	76,251
10/23/66	Cleveland	Cleveland, 21-30	84,721
11/24/66	Dallas	Dallas, 26-14	80,259
9/17/67	Cleveland	Dallas, 21-14	81,039
12/24/67*	Dallas	Dallas, 52-14	70,786
9/22/68	Dallas	Dallas, 28-7	68,733
12/21/68*	Cleveland	Cleveland, 20-31	81,497
11/2/69	Cleveland	Cleveland, 10-42	84,850
12/28/69*	Dallas	Cleveland, 14-38	69,321
12/12/70	Cleveland	Dallas, 6-2	75,458
12/7/74	Dallas	Dallas, 41-17	48,754
9/24/79	Cleveland	Cleveland, 7-26	80,123
11/25/82	Dallas	Dallas, 31-14	46,267
9/22/85	Dallas	Dallas, 20-7	61,456
12/4/88	Cleveland	Cleveland, 21-24	77,683
9/1/91	Cleveland	Dallas, 26-14	78,860
12/10/94	Dallas	Cleveland, 14-19	64,826
9/19/04	Dallas	Dallas, 19-12	63,119
9/7/08	Cleveland	Dallas, 28-10	73,012
11/18/12	Dallas	Dallas, 23-20 (OT)	81,963
11/6/16	Cleveland	Dallas, 35-10	67,431
10/4/20	Dallas	Cleveland, 38-49	25,021

\*Eastern Conference Championship Game

## Denver Broncos

(Denver Leads Series, 9-5)

Regular Season: 4-9 Postseason: 1-0

Date	Site	Winner-Score	Att.
12/2/73	Denver	Dallas, 22-10	51,706
12/18/77	Dallas	Dallas, 14-6	63,752
1/15/78*	New Orleans	Dallas, 27-10	76,400
9/14/80	Denver	Denver, 20-41	74,919
10/5/86	Denver	Denver, 14-29	76,082
12/6/92	Denver	Dallas, 31-27	74,946
9/10/95	Dallas	Dallas, 31-21	64,578
9/13/98	Denver	Denver, 23-42	75,013
11/22/01	Dallas	Denver, 24-26	64,104
11/24/05	Dallas	Denver, 21-24 (OT)	63,273
10/4/09	Denver	Denver, 10-17	76,440
10/6/13	Dallas	Denver, 48-51	92,758
9/17/17	Denver	Denver, 17-42	76,919
11/7/21	Dallas	Denver, 16-30	93,503

\*Super Bowl XII, Jan. 15, 1978

## Detroit Lions

(Dallas Leads Series, 18-12)

Regular Season: 16-11 Postseason: 2-1

Date	Site	Winner-Score	Att.
12/11/60	Detroit	Detroit, 14-23	43,272
10/13/63	Dallas	Dallas, 17-14	27,262
9/15/68	Dallas	Dallas, 59-13	61,382
12/26/70**	Dallas	Dallas, 5-0	73,167
10/30/72	Dallas	Dallas, 28-24	65,378
10/6/75	Detroit	Dallas, 36-10	79,784
10/30/77	Dallas	Dallas, 37-0	63,160
11/15/81	Detroit	Detroit, 24-27	79,694
9/15/85	Detroit	Detroit, 21-26	72,985
9/14/86	Detroit	Dallas, 31-7	73,812
11/8/87	Detroit	Detroit, 17-27	45,325
10/27/91	Detroit	Detroit, 10-34	74,906
1/5/92**	Detroit	Detroit, 6-38	78,290
11/8/92	Detroit	Dallas, 37-3	74,816
9/19/94	Dallas	Detroit, 17-20 (OT)	64,102
1/6/02	Detroit	Detroit, 10-15	77,512
11/3/02	Detroit	Detroit, 7-9	61,789
10/19/03	Detroit	Dallas, 38-7	61,160
10/31/04	Dallas	Dallas, 31-21	63,616
11/20/05	Dallas	Dallas, 20-7	62,670
12/31/06	Dallas	Detroit, 31-39	63,008
12/9/07	Detroit	Dallas, 28-27	62,759
11/21/10	Dallas	Dallas, 35-19	81,261
10/2/11	Dallas	Detroit, 30-34	78,122
10/27/13	Detroit	Detroit, 30-31	64,379
1/4/15*	Dallas	Dallas, 24-20	91,410
12/26/16	Dallas	Dallas, 42-21	92,885
9/30/18	Dallas	Dallas, 26-24	90,155
11/17/19	Detroit	Dallas, 35-27	61,801
10/23/22	Dallas	Dallas, 24-6	93,487

\* NFC Wild Card Playoffs

\*\*NFC Divisional Playoffs

## Green Bay Packers

(Green Bay Leads Series, 21-17)

Regular Season: 13-17 Postseason: 4-4

Date	Site	Winner-Score	Att.
11/13/60	Green Bay	Green Bay, 7-41	32,294
11/29/64	Dallas	Green Bay, 21-45	44,975
10/24/65	Milwaukee	Green Bay, 3-13	48,311
1/1/67*	Dallas	Green Bay, 27-34	75,504
12/31/67*	Green Bay	Green Bay, 17-21	50,861
10/28/68	Dallas	Green Bay, 17-28	74,604
11/26/70	Dallas	Dallas, 16-3	67,182

10/1/72	Milwaukee	Green Bay, 13-16	47,103
10/19/75	Dallas	Green Bay, 17-19	64,934
11/12/78	Milwaukee	Dallas, 42-14	55,256
9/28/80	Milwaukee	Dallas, 28-7	54,776
1/16/83**	Dallas	Dallas, 37-26	63,972
9/23/84	Dallas	Dallas, 20-6	64,222
10/8/89	Green Bay	Green Bay, 13-31	56,656
12/24/89	Dallas	Green Bay, 10-20	41,265
10/6/91	Milwaukee	Dallas, 20-17	53,695
10/3/93	Dallas	Dallas, 36-14	63,568
1/16/94\$	Dallas	Dallas, 27-17	64,790
11/24/94	Dallas	Dallas, 42-31	64,597
1/8/95\$	Dallas	Dallas, 35-9	64,745
10/8/95	Dallas	Dallas, 34-24	64,806
1/14/96#	Dallas	Dallas, 38-27	65,135
11/18/96	Dallas	Dallas, 21-6	65,032
11/23/97	Green Bay	Green Bay, 17-45	60,111
11/14/99	Dallas	Dallas, 27-13	64,634
10/24/04	Green Bay	Green Bay, 20-41	70,679
11/29/07	Dallas	Dallas, 37-27	64,167
9/21/08	Green Bay	Dallas, 27-16	71,113
11/15/09	Green Bay	Green Bay, 7-17	70,894
11/7/10	Green Bay	Green Bay, 7-45	70,913
12/15/13	Dallas	Green Bay, 36-37	91,054
1/11/15\$	Green Bay	Green Bay, 21-26	79,704
12/13/15	Green Bay	Green Bay, 7-28	78,369
10/16/16	Green Bay	Dallas, 30-16	78,481
1/15/17\$	Dallas	Green Bay, 31-34	93,396
10/8/17	Dallas	Green Bay, 31-35	93,329
10/6/19	Dallas	Green Bay, 24-34	93,024
11/13/22	Green Bay	Green Bay, 28-31 (OT)	78,433

\$NFC Divisional Playoffs

#NFC Championship Game

\*NFL Championship Game

\*\*Super Bowl Tournament

## Houston Texans

(Dallas Leads Series, 4-2)

Regular Season: 4-2

Date	Site	Winner-Score	Att.
9/8/02	Houston	Houston, 10-19	69,604
10/15/06	Dallas	Dallas, 34-6	63,186
9/26/10	Houston	Dallas, 27-13	71,456
10/5/14	Dallas	Dallas 20-17 (OT)	91,159
10/7/18	Houston	Houston, 16-19 (OT)	72,008
12/18/22	Dallas	Dallas, 27-23	93,843

## Indianapolis Colts

(Dallas Leads Series, 11-7)

Regular Season: 11-6 Postseason: 0-1

Date	Site	Winner-Score	Att.
10/30/60	Dallas	Baltimore, 7-45	25,500
12/3/67	Baltimore	Baltimore, 17-23	60,238
12/13/69	Dallas	Dallas, 27-10	63,191
1/17/71*	Miami	Baltimore, 13-16	80,055
10/15/72	Baltimore	Dallas, 21-0	58,992
9/26/76	Dallas	Dallas, 30-27	64,237
9/4/78	Dallas	Dallas, 38-0	64,224
12/6/81	Baltimore	Dallas, 37-13	54,871
10/28/84	Dallas	Dallas, 22-3	58,724
10/10/93	Indianapolis	Dallas, 27-3	60,453
9/15/96	Dallas	Indianapolis, 24-25	63,021
10/31/99	Indianapolis	Indianapolis, 24-34	56,860
11/17/02	Indianapolis	Indianapolis, 3-20	57,057
11/19/06	Dallas	Dallas, 21-14	63,207
12/5/10	Indianapolis	Dallas, 38-35 (OT)	67,471
12/21/14	Dallas	Dallas, 42-7	91,899
12/16/18	Indianapolis	Indianapolis, 0-23	66,654
12/4/22	Dallas	Dallas, 54-19	93,086

\*Super Bowl V, Jan. 17, 1971

## Jacksonville Jaguars

(Series is Tied, 4-4)

Regular Season: 4-4

Date	Site	Winner-Score	Att.
10/19/97	Dallas	Dallas, 26-22	64,464
10/29/00	Dallas	Jacksonville, 17-23 (OT)	63,554
11/24/02	Dallas	Dallas, 21-19	62,204
9/10/06	Jacksonville	Jacksonville, 17-24	67,164
10/31/10	Dallas	Jacksonville, 17-35	81,395
11/9/14	Jack. (Lon.)	Dallas, 31-17	83,603
10/14/18	Dallas	Dallas, 40-7	90,767
12/18/22	Jacksonville	Jacksonville, 34-40 (OT)	69,050

## Kansas City Chiefs

(Dallas Leads Series, 7-4)

Regular Season: 7-4

Date	Site	Winner-Score	Att.
10/25/70	Kansas City	Dallas, 27-16	51,158
11/10/75	Dallas	Kansas City, 31-34	63,539
11/20/83	Dallas	Dallas, 41-21	64,103
10/22/89	Kansas City	Kansas City, 28-36	76,841
10/18/92	Dallas	Dallas, 17-10	64,115
11/23/95	Dallas	Dallas, 24-12	64,901
12/13/98	Kansas City	Kansas City, 17-20	77,697
12/11/05	Dallas	Dallas, 31-28	63,432
10/11/09	Kansas City	Dallas, 26-20 (OT)	71,214
9/15/13	Kansas City	Kansas City, 16-17	76,952
11/5/17	Dallas	Dallas, 28-17	93,273
11/21/21	Kansas City	Kansas City, 9-19	73,494

## Las Vegas Raiders

(Las Vegas Leads Series, 7-6)

Regular Season: 6-7

Date	Site	Winner-Score	Att.
12/14/74	Oakland	Oakland, 23-27	45,850
12/7/80	Oakland	Dallas, 19-13	53,194
10/23/83	Dallas	Los Angeles, 38-40	64,991
11/9/86	Dallas	Los Angeles, 13-17	61,706
10/25/92	Los Angeles	Dallas, 28-13	91,505
11/19/95	Oakland	Dallas, 34-21	54,092
9/27/98	Dallas	Oakland, 12-13	63,544
10/7/01	Oakland	Oakland, 21-28	61,535
10/2/05	Oakland	Oakland, 13-19	62,400
11/26/09	Dallas	Dallas, 24-7	83,489
11/28/13	Dallas	Dallas, 31-24	87,572
12/17/17	Oakland	Dallas, 20-17	55,372
11/25/21	Dallas	Las Vegas, 33-36 (OT)	93,483

## Los Angeles Chargers

(Dallas Leads Series, 7-5)

Regular Season: 7-5

Date	Site	Winner-Score	Att.
11/5/72	San Diego	Dallas, 34-28	54,476
10/26/80	Dallas	Dallas, 42-31	60,639
11/13/83	San Diego	San Diego, 23-24	46,192
11/16/86	San Diego	Dallas, 24-21	55,622
9/9/90	Dallas	Dallas, 17-14	48,063
10/15/95	San Diego	Dallas, 23-9	62,664
9/23/01	Dallas	San Diego, 21-32	63,430
9/11/05	San Diego	Dallas, 28-24	67,679
12/13/09	Dallas	San Diego, 17-20	90,552
9/29/13	San Diego	San Diego, 21-30	68,601
11/23/17	Dallas	San Diego, 6-28	93,012
9/19/21	Los Angeles	Dallas, 20-17	70,240

## Los Angeles Rams

(Dallas Leads Series, 19-18)

Regular Season: 15-13 Postseason: 4-5

Date	Site	Winner-Score	Att.
11/6/60	Dallas	Los Angeles, 13-38	16,000
9/30/62	Los Angeles	Dallas, 27-17	26,907
10/1/67	Dallas	Los Angeles, 13-35	75,229
11/23/69	Los Angeles	Los Angeles, 23-24	79,105
11/25/71	Dallas	Dallas, 28-21	66,595
10/14/73	Los Angeles	Los Angeles, 31-37	81,428
12/23/73*	Dallas	Dallas, 27-16	64,291
9/21/75	Dallas	Dallas, 18-7	49,091
11/4/76**	Los Angeles	Dallas, 37-7	84,483
12/19/76*	Dallas	Los Angeles, 12-14	62,436
9/17/78	Los Angeles	Los Angeles, 14-27	65,749
11/7/79**	Los Angeles	Dallas, 28-0	67,470
10/14/79	Dallas	Dallas, 30-6	64,462
12/30/79*	Dallas	Los Angeles, 19-21	64,792
12/15/80	Los Angeles	Los Angeles, 14-38	62,548
12/28/80\$	Dallas	Dallas, 34-13	64,533
10/18/81	Dallas	Dallas, 29-17	64,649
12/26/83\$	Dallas	Los Angeles, 17-24	43,521
9/3/84	Los Angeles	Dallas, 20-13	65,403
1/4/86*	Los Angeles	Los Angeles, 0-20	66,351
12/7/86	Los Angeles	Los Angeles, 10-29	64,949
12/21/87	Los Angeles	Dallas, 29-21	60,700
12/3/89	Dallas	Los Angeles, 31-35	46,100
11/18/90	Los Angeles	Dallas, 24-21	58,589
11/15/92	Dallas	Los Angeles, 23-27	63,690
9/29/02	St. Louis	Dallas, 13-10	66,165
11/1/06	Dallas	St. Louis, 10-20	63,131
9/30/07	Dallas	Dallas, 35-7	62,861
10/19/08	St. Louis	St. Louis, 14-34	62,035
10/23/11	Dallas	Dallas, 34-7	81,501
9/22/13	Dallas	Dallas, 31-7	80,848
9/21/14	St. Louis	Dallas, 34-31	58,739
10/1/17	Dallas	Los Angeles, 30-35	91,869
11/12/19*	Los Angeles	Los Angeles, 22-30	77,187
12/15/19	Dallas	Dallas, 44-21	90,436
9/13/20	Los Angeles	Los Angeles, 17-20	
10/9/22	Los Angeles	Dallas, 22-10	74,154

\$NFC Wild Card Game

\*NFC Division Playoff Game

\*\*NFC Championship Game

## Miami Dolphins

(Dallas Leads Series, 8-7)

Regular Season: 7-7 Postseason: 1-0

Date	Site	Winner-Score	Att.
11/16/72*	New Orleans	Dallas, 24-3	81,035
11/22/73	Dallas	Miami, 7-14	64,100
11/5/78	Miami	Miami, 16-23	69,414
10/25/81	Dallas	Dallas, 28-27	64,221
12/17/84	Miami	Miami, 21-28	74,139
11/22/87	Dallas	Miami, 14-20	56,519
11/19/89	Dallas	Miami, 14-17	56,044
11/25/93	Dallas	Miami, 14-16	60,198
10/27/96	Miami	Dallas, 29-10	75,283
11/25/99	Dallas	Dallas, 20-0	64,328
11/27/03	Dallas	Miami, 21-40	64,101
9/16/07	Miami	Dallas, 37-20	71,615
11/24/11	Dallas	Dallas, 20-19	87,418
11/22/15	Miami	Dallas, 24-14	65,115
9/2/19	Dallas	Dallas, 31-6	90,127

\*Super Bowl VI, Jan. 16, 1972



**Minnesota Vikings**

(Dallas Leads Series, 19-15)

Regular Season: 15-12 Postseason: 4-3

Date	Site	Winner-Score	Att.
9/24/61	Dallas	Dallas, 21-7	20,500
10/8/61	Minnesota	Dallas, 28-0	33,070
9/25/66	Dallas	Dallas, 28-17	64,116
10/20/68	Minnesota	Dallas, 20-7	47,644
10/18/70	Minnesota	Minnesota, 13-54	47,900
12/15/71*	Minnesota	Dallas, 20-12	49,100
12/30/73**	Dallas	Minnesota, 10-27	64,524
10/6/74	Dallas	Minnesota, 21-23	57,847
12/28/75*	Minnesota	Dallas, 17-14	48,341
9/18/77	Minnesota	Dallas, 16-10 (OT)	47,678
1/1/78**	Dallas	Dallas, 23-6	61,968
10/26/78	Dallas	Minnesota, 10-21	61,848
10/7/79	Minnesota	Dallas, 36-20	47,572
1/3/83	Minnesota	Minnesota, 27-31	60,007
10/2/83	Minnesota	Dallas, 37-24	60,774
11/26/87	Dallas	Minnesota, 38-44 (OT)	54,229
11/13/88	Dallas	Minnesota, 3-43	57,830
12/12/93	Minnesota	Dallas, 37-20	63,321
9/17/95	Minnesota	Dallas, 23-17 (OT)	60,088
12/28/96\$	Dallas	Dallas, 40-15	64,682
11/26/98	Dallas	Minnesota, 36-46	64,366
11/8/99	Minnesota	Minnesota, 17-27	64,111
1/9/00\$	Minnesota	Minnesota, 10-27	64,056
11/23/00	Dallas	Minnesota, 15-27	63,878
9/12/04	Minnesota	Minnesota, 17-35	64,105
10/21/07	Dallas	Dallas, 24-14	63,432
1/17/10*	Minnesota	Minnesota, 3-34	63,547
10/17/10	Minnesota	Minnesota, 21-24	64,120
11/3/13	Dallas	Dallas, 27-23	85,360
12/1/16	Minnesota	Dallas, 17-15	66,860
11/10/19	Dallas	Minnesota, 24-28	91,188
11/22/20	Minnesota	Dallas, 31-28	
10/31/21	Minnesota	Dallas, 20-16	66,633
11/20/22	Minnesota	Dallas, 40-3	66,992

\$NFC Wild Card Game

\*NFC Divisional Playoff Game

\*\*NFC Championship Game

**New England Patriots**

(Dallas Leads Series, 8-6)

Regular Season: 8-6

Date	Site	Winner-Score	Att.
10/24/71	Dallas	Dallas, 44-21	65,708
11/16/75	New England	Dallas, 34-31	60,905
12/3/78	Dallas	Dallas, 17-10	63,263
9/21/81	New England	Dallas, 35-21	60,311
11/22/84	Dallas	Dallas, 20-17	55,341
11/15/87	New England	Dallas, 23-17 (OT)	60,567
12/15/96	Dallas	Dallas, 12-6	64,578
12/5/99	New England	New England, 6-13	58,444
11/16/03	New England	New England, 0-12	68,436
10/14/07	Dallas	New England, 27-48	63,984
10/16/11	New England	New England, 16-20	68,756
10/11/15	Dallas	New England, 6-30	93,054
11/24/19	New England	New England, 9-13	65,878
10/17/21	New England	Dallas, 35-29 (OT)	65,878

**New Orleans Saints**

(Dallas Leads Series, 18-13)

Regular Season: 18-13

Date	Site	Winner-Score	Att.
10/15/67	Dallas	Dallas, 14-10	52,562
11/12/67	New Orleans	Dallas, 27-10	83,437
11/3/68	New Orleans	Dallas, 17-3	84,728
9/28/69	New Orleans	Dallas, 21-17	79,567
11/9/69	Dallas	Dallas, 33-17	68,282
10/17/71	New Orleans	New Orleans, 14-24	83,088

9/24/73	Dallas	Dallas, 40-3	53,972
9/19/76	New Orleans	Dallas, 24-6	61,413
11/19/78	Dallas	Dallas, 27-7	57,920
12/19/82	Dallas	Dallas, 21-7	64,506
9/25/83	Dallas	Dallas, 21-20	62,136
10/21/84	Dallas	Dallas, 30-27 (OT)	50,966
10/3/88	New Orleans	New Orleans, 17-20	68,474
9/10/89	New Orleans	New Orleans, 0-28	66,977
12/2/90	Dallas	Dallas, 17-13	60,087
12/8/91	Dallas	Dallas, 23-14	64,530
12/19/94	New Orleans	Dallas, 24-16	67,323
12/6/98	New Orleans	New Orleans, 3-22	65,065
12/24/99	New Orleans	New Orleans, 24-31	47,835
12/28/03	New Orleans	New Orleans, 7-13	68,451
12/12/04	Dallas	New Orleans, 13-27	64,056
12/10/06	Dallas	New Orleans, 17-42	63,722
12/19/09	New Orleans	Dallas, 24-17	70,213
11/25/10	Dallas	New Orleans, 27-30	93,985
12/23/12	Dallas	New Orleans, 31-34	92,570
11/10/13	New Orleans	New Orleans, 17-49	73,018
9/28/14	Dallas	Dallas, 38-17	91,176
10/4/15	New Orleans	New Orleans, 20-26 (OT)	73,009
11/29/18	Dallas	Dallas, 13-10	93,004
9/29/19	New Orleans	New Orleans, 10-12	73,086
12/2/21	New Orleans	Dallas, 27-17	69,170

**New York Giants**

(Dallas Leads Series, 73-47-2)

Regular Season: 73-46-2 Postseason: 0-1

Date	Site	Winner-Score	Att.
12/4/60	New York	Tie, 31-31	55,033
10/15/61	Dallas	New York, 10-31	41,500
10/29/61	New York	Dallas, 17-16	60,254
11/1/62	Dallas	New York, 10-41	45,668
12/16/62	New York	New York, 31-41	62,694
10/20/63	New York	New York, 21-37	62,889
12/1/63	Dallas	New York, 27-34	29,635
10/11/64	Dallas	Tie, 13-13	33,225
11/8/64	New York	Dallas, 31-21	63,031
9/19/65	Dallas	Dallas, 31-2	59,366
12/19/65	New York	Dallas, 38-20	62,871
9/18/66	Dallas	Dallas, 52-7	60,010
12/18/66	New York	Dallas, 17-7	62,735
9/24/67	Dallas	Dallas, 38-24	66,209
11/10/68	Dallas	New York, 21-27	72,163
12/15/68	New York	Dallas, 28-10	62,617
10/27/69	Dallas	Dallas, 25-3	58,964
9/27/70	Dallas	Dallas, 28-10	57,236
11/8/70	New York	New York, 20-23	62,938
10/11/71	Dallas	Dallas, 20-13	68,378
12/12/71	New York	Dallas, 42-14	62,815
9/24/72	New York	Dallas, 23-14	62,725
12/17/72	Dallas	New York, 3-23	64,602
10/21/73	Dallas	Dallas, 45-28	64,898
11/11/73	N. Haven	Dallas, 23-10	70,128
9/29/74	Dallas	New York, 6-14	46,353
10/27/74	N. Haven	Dallas, 21-7	61,191
10/12/75	New York	Dallas, 13-7	56,511
11/30/75	Dallas	Dallas, 14-3	53,329
10/10/76	New York	Dallas, 24-14	76,042
11/7/76	Dallas	Dallas, 9-3	58,870
9/25/77	Dallas	Dallas, 41-21	64,215
11/6/77	New York	Dallas, 24-10	74,532
9/10/78	New York	Dallas, 34-24	73,265
10/8/78	Dallas	Dallas, 24-3	64,869
11/4/79	New York	Dallas, 16-14	76,490
12/2/79	Dallas	Dallas, 28-7	63,787
10/5/80	Dallas	Dallas, 24-3	59,126
11/9/80	New York	New York, 35-38	68,343
9/27/81	Dallas	Dallas, 18-10	63,499
12/19/81	New York	New York, 10-13 (OT)	73,009
9/18/83	Dallas	Dallas, 28-13	62,347
10/30/83	New York	Dallas, 38-20	76,142
9/9/84	New York	New York, 7-28	75,921
11/4/84	Dallas	New York, 7-19	60,235
10/6/85	New York	Dallas, 30-29	74,981

**N.Y. Giants, cont.**

12/15/85	Dallas	Dallas, 28-21	62,310
9/8/86	Dallas	Dallas, 31-28	59,804
11/2/86	New York	New York, 14-17	74,871
9/20/87	New York	Dallas, 16-14	73,426
11/2/87	Dallas	Dallas, 33-24	55,730
9/18/88	Dallas	New York, 10-12	55,325
11/6/88	New York	New York, 21-29	75,826
10/1/89	Dallas	New York, 13-30	51,785
12/16/89	New York	New York, 0-15	72,141
9/16/90	Dallas	New York, 7-28	61,090
9/30/90	New York	New York, 17-31	75,923
9/29/91	Dallas	Dallas, 21-16	64,010
11/17/91	New York	New York, 9-22	76,410
9/13/92	New York	Dallas, 34-28	76,430
11/26/92	Dallas	Dallas, 30-3	62,416
11/7/93	Dallas	Dallas, 31-9	64,735
1/2/94	New York	Dallas, 16-13 (OT)	77,356
11/7/94	Dallas	Dallas, 38-10	64,836
12/24/94	New York	New York, 10-15	66,943
9/4/95	New York	Dallas, 35-0	77,454
12/17/95	Dallas	Dallas, 21-20	64,400
9/8/96	Dallas	Dallas, 27-0	63,069
11/24/96	New York	New York, 6-20	77,081
10/5/97	New York	New York, 17-20	77,137
12/21/97	Dallas	New York, 7-20	63,746
9/21/98	New York	Dallas, 31-7	78,039
11/8/98	Dallas	Dallas, 16-6	64,316
10/18/99	New York	New York, 10-13	78,204
1/2/00	Dallas	Dallas, 26-18	63,767
10/15/00	New York	New York, 14-19	78,189
12/17/00	Dallas	New York, 13-17	61,311
11/4/01	New York	New York, 24-27 (OT)	78,673
12/9/01	Dallas	Dallas, 20-13	61,821
10/6/02	Dallas	New York, 17-21	63,447
12/15/02	New York	New York, 7-37	78,698
9/15/03	New York	Dallas, 35-32 (OT)	78,907
12/21/03	Dallas	Dallas, 19-3	64,118
10/10/04	Dallas	New York, 10-26	64,018
1/2/05	New York	New York, 24-28	78,500
10/16/05	Dallas	Dallas, 16-13 (OT)	62,278
12/4/05	New York	New York, 10-17	78,645
10/23/06	Dallas	New York, 22-36	63,512
12/3/06	New York	Dallas, 23-20	78,666
9/9/07	Dallas	Dallas, 45-35	63,031
11/11/07	New York	Dallas, 31-20	78,964
1/13/08*	Dallas	New York, 17-21	63,660
11/2/08	New York	New York, 14-35	78,826
12/14/08	Dallas	Dallas, 20-8	63,776
9/20/09	Dallas	New York, 31-33	105,121
12/16/09	New York	New York, 24-31	79,244
10/25/10	Dallas	New York, 35-41	91,375
11/14/10	New York	Dallas, 33-20	80,851
12/11/11	Dallas	New York, 34-37	92,952
1/1/12	New York	New York, 14-31	81,077
9/5/12	New York	Dallas, 27-14	82,287
10/28/12	Dallas	New York, 24-29	94,067
9/8/13	Dallas	Dallas, 31-6	85,348
11/24/13	New York	Dallas, 24-21	80,499
10/19/14	Dallas	Dallas, 31-21	91,028
11/23/14	New York	Dallas, 31-28	80,520
9/13/15	Dallas	Dallas, 27-26	93,579
10/25/15	New York	New York, 20-27	80,319
9/11/16	Dallas	New York, 19-20	92,867
12/11/16	New York	New York, 7-10	80,874
9/10/17	Dallas	Dallas, 19-3	93,183
12/10/17	New York	Dallas, 30-10	78,125
9/16/18	Dallas	Dallas, 20-13	90,512
12/30/18	New York	Dallas, 36-35	77,500
9/8/19	Dallas	Dallas, 35-17	90,353
11/4/19	New York	Dallas 37-18	76,107
10/11/20	Dallas	Dallas, 37-34	25,021
1/3/21	New York	New York, 19-23	
10/10/21	Dallas	Dallas 44-20	93,476
12/19/21	New York	Dallas, 21-6	77,413
9/26/22	New York	Dallas, 23-16	79,445
11/24/22	Dallas	Dallas, 28-20	93,568

\*NFC Divisional Playoffs

**New York Jets**  
 (Dallas Leads Series, 7-5)  
 Regular Season: 7-5

Date	Site	Winner-Score	Att.
12/4/71	Dallas	Dallas, 52-10	66,689
12/21/75	New York	Dallas, 31-21	37,279
12/17/78	New York	Dallas, 30-7	52,532
10/4/87	New York	Dallas, 38-24	12,370
11/4/90	New York	New York, 9-24	68,086
12/18/93	New York	Dallas, 28-7	73,233
12/19/99	Dallas	New York, 21-22	64,271
9/28/03	New York	Dallas, 17-6	77,863
11/22/07	Dallas	Dallas, 34-3	63,315
9/11/11	New York	New York, 24-27	78,702
12/19/15	Dallas	New York, 16-19	90,345
10/13/19	New York	New York, 22-24	78,523

**Philadelphia Eagles**  
 (Dallas Leads Series, 73-55)  
 Regular Season: 70-54 Postseason: 3-1

Date	Site	Winner-Score	Att.
9/30/60	Dallas	Philadelphia, 25-27	18,500
10/22/61	Dallas	Philadelphia, 7-43	25,000
11/26/61	Philadelphia	Philadelphia, 13-35	60,127
10/14/62	Dallas	Dallas, 41-19	18,645
11/25/62	Philadelphia	Philadelphia, 14-28	58,070
10/6/63	Philadelphia	Philadelphia, 21-24	60,671
11/17/63	Dallas	Dallas, 27-20	23,694
11/15/64	Dallas	Philadelphia, 14-17	55,972
12/6/64	Philadelphia	Philadelphia, 14-24	60,671
10/10/65	Dallas	Philadelphia, 24-35	56,249
12/5/65	Philadelphia	Dallas, 21-19	54,714
10/9/66	Dallas	Dallas, 56-7	69,372
11/6/66	Philadelphia	Philadelphia, 23-24	60,658
10/29/67	Philadelphia	Philadelphia, 14-21	60,740
12/10/67	Dallas	Dallas, 38-17	55,834
9/29/68	Philadelphia	Dallas, 45-13	60,858
10/13/68	Dallas	Dallas, 34-14	72,083
10/5/69	Philadelphia	Dallas, 38-7	60,658
10/19/69	Dallas	Dallas, 49-14	71,509
9/20/70	Philadelphia	Dallas, 17-7	59,728
11/1/70	Dallas	Dallas, 21-17	55,736
9/26/71	Philadelphia	Dallas, 42-7	65,358
11/14/71	Dallas	Dallas, 20-7	60,178
9/17/72	Dallas	Dallas, 28-6	55,850
11/19/72	Philadelphia	Dallas, 28-7	65,720
10/28/73	Philadelphia	Philadelphia, 16-30	65,954
11/18/73	Dallas	Dallas, 31-10	61,985
9/23/74	Philadelphia	Philadelphia, 10-13	64,088
10/20/74	Dallas	Dallas, 31-24	43,586
10/26/75	Philadelphia	Dallas, 20-17	64,889
11/23/75	Dallas	Dallas, 27-17	57,893
9/12/76	Dallas	Dallas, 27-7	54,052
12/5/76	Philadelphia	Dallas, 26-7	55,072
10/23/77	Philadelphia	Dallas, 16-10	65,507
12/4/77	Dallas	Dallas, 24-14	60,289
10/22/78	Dallas	Dallas, 14-7	60,525
12/10/78	Philadelphia	Dallas, 31-13	64,667
11/12/79	Dallas	Philadelphia, 21-31	62,417
12/8/79	Philadelphia	Dallas, 24-17	71,434
10/19/80	Philadelphia	Philadelphia, 10-17	70,696
12/21/80	Dallas	Dallas, 35-27	62,548
1/11/81**	Philadelphia	Philadelphia, 7-20	70,696
11/1/81	Philadelphia	Dallas, 17-14	72,111
12/13/81	Dallas	Dallas, 21-10	64,955
12/26/82	Dallas	Philadelphia, 20-24	46,199
10/16/83	Dallas	Dallas, 37-7	63,070
11/6/83	Philadelphia	Dallas, 27-20	71,236
9/16/84	Dallas	Dallas, 23-17	64,521
12/2/84	Philadelphia	Dallas, 26-10	66,322
10/20/85	Philadelphia	Philadelphia, 14-16	70,114
11/24/85	Dallas	Dallas, 34-17	54,047
10/19/86	Philadelphia	Dallas, 17-14	68,572
12/14/86	Dallas	Philadelphia, 21-23	46,117

10/11/87	Dallas	Dallas, 41-22	40,622
10/25/87	Philadelphia	Philadelphia, 20-37	61,630
10/23/88	Philadelphia	Philadelphia, 23-24	66,309
12/18/88	Dallas	Philadelphia, 7-23	46,131
11/23/89	Dallas	Philadelphia, 0-27	54,444
12/10/89	Philadelphia	Philadelphia, 10-20	59,842
10/28/90	Dallas	Philadelphia, 20-21	62,605
12/23/90	Philadelphia	Philadelphia, 3-17	63,895
9/15/91	Dallas	Philadelphia, 0-24	62,656
12/15/91	Philadelphia	Dallas, 25-13	65,854
10/5/92	Philadelphia	Philadelphia, 7-31	66,572
11/1/92	Dallas	Dallas, 20-10	65,012
1/10/93*	Dallas	Dallas, 34-10	63,721
10/31/93	Philadelphia	Dallas, 23-10	61,912
12/6/93	Dallas	Dallas, 23-17	64,521
10/16/94	Dallas	Dallas, 24-13	64,703
12/4/94	Philadelphia	Dallas, 31-19	65,947
11/6/95	Dallas	Dallas, 34-12	64,876
12/10/95	Philadelphia	Philadelphia, 17-20	66,198
1/7/96*	Dallas	Dallas, 30-11	64,371
9/30/96	Philadelphia	Dallas, 23-19	67,201
11/3/96	Dallas	Philadelphia, 21-31	64,952
9/15/97	Dallas	Dallas, 21-20	63,942
10/26/97	Philadelphia	Philadelphia, 12-13	67,106
11/2/98	Philadelphia	Dallas, 34-0	67,002
12/20/98	Dallas	Dallas, 13-9	62,722
10/10/99	Philadelphia	Philadelphia, 10-13	66,669
12/12/99	Dallas	Dallas, 20-10	64,086
9/3/00	Dallas	Philadelphia, 14-41	62,872
11/5/00	Philadelphia	Philadelphia, 13-16 (OT)	65,636
9/30/01	Philadelphia	Philadelphia, 18-40	66,621
11/18/01	Dallas	Philadelphia, 3-36	63,204
9/22/02	Philadelphia	Philadelphia, 13-44	65,537
12/21/02	Dallas	Philadelphia, 3-27	63,209
10/12/03	Dallas	Dallas, 23-21	63,648
12/7/03	Philadelphia	Philadelphia, 10-36	69,773
11/15/04	Dallas	Philadelphia, 21-49	64,190
12/19/04	Philadelphia	Philadelphia, 7-12	67,723
10/9/05	Dallas	Dallas, 33-10	63,199
11/14/05	Philadelphia	Dallas, 21-20	67,739
10/8/06	Philadelphia	Philadelphia, 24-38	69,268
12/25/06	Dallas	Philadelphia, 7-23	62,839
11/4/07	Philadelphia	Dallas, 38-17	67,688
12/16/07	Dallas	Philadelphia, 6-10	63,777
9/15/08	Dallas	Dallas, 41-37	63,472
12/28/08	Philadelphia	Philadelphia, 6-44	69,144
11/8/09	Philadelphia	Dallas, 20-16	69,144
1/3/10	Dallas	Dallas, 24-0	100,621
1/9/10\$	Dallas	Dallas, 34-14	92,951
12/12/10	Dallas	Philadelphia, 27-30	85,673
1/2/11	Philadelphia	Dallas, 14-13	69,144
10/30/11	Philadelphia	Philadelphia, 7-34	69,144
12/24/11	Dallas	Philadelphia, 7-20	84,432
11/11/12	Philadelphia	Dallas, 38-23	69,144
12/2/12	Dallas	Dallas, 38-33	81,851
10/20/13	Philadelphia	Dallas, 17-3	69,144
12/29/13	Dallas	Philadelphia, 22-24	91,166
11/27/14	Dallas	Philadelphia, 10-33	91,379
12/14/14	Philadelphia	Dallas, 38-27	69,596
9/20/15	Philadelphia	Dallas, 20-10	69,296
11/8/15	Dallas	Philadelphia, 27-33 (OT)	91,827
10/30/16	Dallas	Dallas, 29-23 (OT)	93,103
1/1/17	Philadelphia	Philadelphia, 13-27	69,596
11/19/17	Dallas	Philadelphia, 9-37	93,247
12/31/17	Philadelphia	Dallas, 6-0	69,596
11/11/18	Philadelphia	Dallas, 27-20	69,696
12/9/18	Dallas	Dallas, 29-23 (OT)	93,127
10/20/19	Dallas	Dallas, 37-10	91,213
12/22/19	Philadelphia	Philadelphia, 9-17	69,796
11/1/20	Philadelphia	Philadelphia, 9-23	69,796
12/27/20	Dallas	Dallas, 37-17	30,131
9/27/21	Dallas	Dallas, 41-21	93,267
1/8/22	Philadelphia	Dallas 51-26	69,796
10/16/22	Philadelphia	Philadelphia, 17-26	69,879
12/24/22	Dallas	Dallas, 40-34	93,754

\$NFC Wild Card Game  
 \*NFC Divisional Playoffs  
 \*\*NFC Championship Game

## Pittsburgh Steelers

(Dallas Leads Series, 17-16)

Regular Season: 16-14 Postseason: 1-2

Date	Site	Winner-Score	Att.
9/24/60	Dallas	Pittsburgh, 28-35	30,000
9/17/61	Dallas	Dallas, 27-24	23,500
11/12/61	Pittsburgh	Pittsburgh, 7-37	17,519
9/23/62	Dallas	Pittsburgh, 28-30	19,478
10/21/62	Pittsburgh	Dallas, 42-27	23,106
10/27/63	Pittsburgh	Pittsburgh, 21-27	19,047
12/8/63	Dallas	Pittsburgh, 19-24	24,136
9/27/64	Pittsburgh	Pittsburgh, 17-23	35,594
12/13/64	Dallas	Dallas, 17-14	35,271
10/31/65	Pittsburgh	Pittsburgh, 13-22	37,804
11/14/65	Dallas	Dallas, 24-17	57,293
10/30/66	Dallas	Dallas, 52-21	58,453
11/20/66	Pittsburgh	Dallas, 20-7	42,185
10/22/67	Pittsburgh	Dallas, 24-21	39,641
12/8/68	Dallas	Dallas, 28-7	55,069
12/7/69	Pittsburgh	Dallas, 10-7	24,990
10/8/72	Dallas	Dallas, 17-13	65,682
1/18/76*	Miami	Pittsburgh, 17-21	80,187
11/20/77	Pittsburgh	Pittsburgh, 13-28	49,761
1/21/79**	Miami	Pittsburgh, 31-35	78,656
10/28/79	Pittsburgh	Pittsburgh, 3-14	50,199
9/13/82	Dallas	Pittsburgh, 28-36	63,431
10/13/85	Dallas	Dallas, 27-13	62,932
9/4/88	Pittsburgh	Pittsburgh, 21-24	56,813
11/28/91	Dallas	Dallas, 20-10	62,253
9/4/94	Pittsburgh	Dallas, 26-9	60,156
1/28/96\$	Arizona	Dallas, 27-17	76,347
8/31/97	Pittsburgh	Dallas, 37-7	60,396
10/17/04	Dallas	Pittsburgh, 20-24	64,162
12/7/08	Pittsburgh	Pittsburgh, 13-20	60,594
12/16/12	Dallas	Dallas, 27-24 (OT)	95,595
11/13/16	Pittsburgh	Dallas, 35-30	67,737
11/8/20	Dallas	Pittsburgh, 24-19	31,700

\*Super Bowl X, Jan. 18, 1976  
 \*\*Super Bowl XIII, Jan. 21, 1979  
 \$Super Bowl XXX, Jan. 28, 1996

## San Francisco 49ers

(Series is Tied, 19-19-1)

Regular Season: 14-15-1 Postseason: 5-4

Date	Site	Winner-Score	Att.
11/20/60	Dallas	San Francisco, 14-26	10,000
11/10/63	San Francisco	San Francisco, 24-31	29,563
11/7/65	Dallas	Dallas, 39-31	33,677
12/16/67	San Francisco	San Francisco, 16-24	27,182
11/27/69	Dallas	Tie, 24-24	62,348
1/3/71***	San Francisco	Dallas, 17-10	59,625
1/2/72***	Dallas	Dallas, 14-3	66,311
11/23/72	Dallas	San Francisco, 10-31	65,124
12/23/72**	San Francisco	Dallas, 30-28	61,214
11/10/74	Dallas	Dallas, 20-14	50,018
12/12/77	San Francisco	Dallas, 42-35	55,848
9/9/79	San Francisco	Dallas, 21-13	56,728
10/12/80	Dallas	Dallas, 59-14	63,399
10/1/81	San Francisco	San Francisco, 14-45	57,574
1/10/82***	San Francisco	San Francisco, 27-28	60,525
12/19/83	San Francisco	San Francisco, 17-42	59,957
12/22/85	San Francisco	San Francisco, 16-31	60,114
10/15/89	Dallas	San Francisco, 14-31	61,077
11/1/90	Dallas	San Francisco, 6-24	62,966
1/17/93***	San Francisco	Dallas, 30-20	64,920
10/17/93	Dallas	Dallas, 26-17	65,099
1/23/94***	Dallas	Dallas, 38-21	64,902
11/13/94	San Francisco	San Francisco, 14-21	69,014
1/15/95***	San Francisco	San Francisco, 28-38	69,125
11/12/95	Dallas	San Francisco, 20-38	65,180
11/10/96	San Francisco	Dallas, 20-17 (OT)	68,919
11/2/97	San Francisco	San Francisco, 10-17	68,657
9/24/00	Dallas	San Francisco, 24-41	64,127
12/30/01	Dallas	Dallas, 27-21	64,366
12/8/02	Dallas	San Francisco, 27-31	64,097

STAFF PLAYERS 2022 SEASON RECORDS PLAYOFF RECORDS OPPONENTS SIDELINES

**San Francisco, cont.**

9/25/05	San Francisco	Dallas, 34-31	68,247
11/23/08	Dallas	Dallas, 35-22	63,272
9/18/11	San Francisco	Dallas, 27-24 (OT)	69,732
9/7/14	Dallas	San Francisco, 17-28	91,174
10/2/16	San Francisco	Dallas, 27-17	70,128
10/22/17	San Francisco	Dallas, 40-10	70,133
12/20/20	Dallas	Dallas, 41-33	30,092
1/16/22*	Dallas	San Francisco, 17-23	93,470
1/22/23**	San Francisco	San Francisco, 12-19	71,888

\*NFC Wild Card Playoff Game

\*\*NFC Divisional Playoff Game

\*\*\*NFC Championship Game

**Seattle Seahawks**

(Dallas Leads Series, 11-10)

Regular Season: 10-9 Postseason: 1-1

Date	Site	Winner-Score	Att.
10/3/76	Seattle	Dallas, 28-13	62,027
11/27/80	Dallas	Dallas, 51-7	57,540
12/4/83	Seattle	Dallas, 35-10	63,352
11/27/86	Dallas	Seattle, 14-31	58,023
10/11/92	Dallas	Dallas, 27-0	62,311
11/22/98	Dallas	Dallas, 30-22	64,142
12/16/01	Seattle	Seattle, 3-29	63,366
10/27/02	Dallas	Seattle, 14-17	63,854
12/6/04	Seattle	Dallas, 43-39	68,093
10/23/05	Seattle	Seattle, 10-13	67,046
1/6/07*	Seattle	Seattle, 20-21	68,058
11/27/08	Dallas	Dallas, 34-9	63,253
11/09/09	Dallas	Dallas, 38-17	80,886
11/16/11	Dallas	Dallas, 23-13	81,501
9/16/12	Seattle	Seattle, 7-27	98,008
10/12/14	Seattle	Dallas, 30-23	68,432
11/1/15	Dallas	Seattle, 12-13	91,486
12/24/17	Dallas	Seattle, 12-21	92,150
9/23/18	Seattle	Seattle, 13-24	69,047
1/5/19*	Dallas	Dallas, 24-22	94,327
9/27/20	Seattle	Seattle, 31-38	

\*NFC Wild Card Playoffs

**Tampa Bay Buccaneers**

(Dallas Leads Series, 16-6)

Regular Season: 13-6 Postseason: 3-0

Date	Site	Winner-Score	Att.
10/2/77	Dallas	Dallas, 23-7	55,316
9/21/80	Dallas	Dallas, 28-17	62,750
1/2/82*	Dallas	Dallas, 38-0	64,848
11/21/82	Dallas	Dallas, 14-9	49,578
1/9/83**	Dallas	Dallas, 30-17	65,042
10/9/83	Dallas	Dallas, 27-24 (OT)	63,308
10/7/90	Dallas	Dallas, 14-10	60,076
10/21/90	Tampa	Dallas, 17-13	68,315
12/3/00	Tampa	Tampa Bay, 7-27	65,621
9/9/01	Dallas	Tampa Bay, 6-10	61,521
10/26/03	Tampa	Tampa Bay, 0-16	65,602
11/23/06	Dallas	Dallas, 38-10	63,183
10/26/08	Dallas	Dallas, 13-9	63,254
9/13/09	Tampa	Dallas, 34-21	63,806
12/17/11	Tampa	Dallas, 31-15	65,162
9/23/12	Dallas	Dallas, 16-10	81,984
11/15/15	Tampa	Tampa Bay, 6-10	64,133
12/18/16	Dallas	Dallas, 26-20	93,101
12/23/18	Dallas	Dallas, 27-20	92,851
9/9/21	Tampa Bay	Tampa Bay, 29-31	65,556
9/11/22	Dallas	Tampa Bay, 3-19	93,797
1/16/23*	Tampa Bay	Dallas, 31-14	69,145

\*NFC Wild Card Playoff Game

\*\*NFC Divisional Playoff

\*\*\*Super Bowl Tournament

**Tennessee Titans**

(Dallas Leads Series, 9-7)

Regular Season: 9-7

Date	Site	Winner-Score	Att.
12/20/70	Dallas	Dallas, 52-10	50,504
11/24/74	Houston	Dallas, 10-0	49,775
11/22/79	Dallas	Houston, 24-30	63,897
12/13/82	Houston	Dallas, 37-7	51,808
9/29/85	Houston	Dallas, 17-10	49,686
11/24/88	Dallas	Houston, 17-25	50,845
11/10/91	Houston	Houston, 23-26 (OT)	63,001
9/11/94	Dallas	Dallas, 20-17	64,402
11/27/97	Dallas	Tennessee, 14-27	63,421
12/25/00	Tennessee	Tennessee, 0-31	68,498
9/15/02	Dallas	Dallas, 21-13	62,527
10/1/06	Tennessee	Dallas, 45-14	69,143
10/10/10	Dallas	Tennessee, 27-34	90,616
9/14/14	Tennessee	Dallas, 26-10	69,143
11/5/18	Dallas	Tennessee, 14-28	90,466
12/29/22	Tennessee	Dallas, 27-13	69,292

**Washington Commanders**

(Dallas Leads Series, 76-48-2)

Regular Season: 76-46-2 Postseason: 0-2

Date	Site	Winner-Score	Att.
10/9/60	Washington	Washington, 14-26	21,142
11/19/61	Dallas	Tie, 28-28	17,500
12/17/61	Washington	Washington, 24-34	21,451
9/16/62	Dallas	Tie, 35-35	15,730
11/4/62	Washington	Dallas, 38-10	49,888
9/29/63	Washington	Washington, 17-21	40,101
11/3/63	Dallas	Dallas, 35-20	18,838
9/20/64	Dallas	Dallas, 24-18	25,158
11/22/64	Washington	Washington, 16-28	49,219
9/26/65	Dallas	Dallas, 27-7	61,577
11/28/65	Washington	Washington, 31-34	50,205
11/13/66	Washington	Dallas, 31-30	50,927
12/11/66	Dallas	Washington, 31-34	64,198
10/8/67	Washington	Dallas, 17-14	50,566
11/19/67	Dallas	Washington, 20-27	75,538
11/17/68	Washington	Dallas, 29-20	66,076
11/28/68	Dallas	Dallas, 44-24	50,816
11/16/69	Washington	Dallas, 41-28	50,474
12/21/69	Dallas	Dallas, 20-10	56,924
11/22/70	Washington	Dallas, 45-21	50,415
12/6/70	Dallas	Dallas, 34-0	57,936
10/3/71	Dallas	Washington, 16-20	72,000
11/21/71	Washington	Dallas, 13-0	53,041
10/22/72	Washington	Washington, 20-24	53,039
12/9/72	Dallas	Dallas, 34-24	65,136
12/31/72*	Washington	Washington, 3-26	53,129
10/8/73	Washington	Washington, 7-14	54,314
12/9/73	Dallas	Dallas, 27-7	64,458
11/17/74	Washington	Washington, 21-28	54,395
11/28/74	Dallas	Dallas, 24-23	63,243
11/2/75	Washington	Washington, 24-30 (OT)	55,004
12/13/75	Dallas	Dallas, 31-10	61,091
10/31/76	Washington	Dallas, 20-7	55,004
12/12/76	Dallas	Washington, 14-27	59,916
10/16/77	Dallas	Dallas, 34-16	62,115
11/27/77	Washington	Dallas, 14-7	55,031
10/2/78	Washington	Washington, 5-9	55,031
11/23/78	Dallas	Dallas, 37-10	64,905
11/18/79	Washington	Washington, 20-34	55,031
12/16/79	Dallas	Dallas, 35-34	62,867
9/8/80	Washington	Dallas, 17-3	55,045
11/23/80	Dallas	Dallas, 14-10	58,809
9/6/81	Washington	Dallas, 26-10	55,045
11/22/81	Dallas	Dallas, 24-10	64,583
12/5/82	Washington	Dallas, 24-10	54,633
1/22/83*	Washington	Washington, 17-31	55,045
9/5/83	Washington	Dallas, 31-30	55,045
12/11/83	Dallas	Washington, 10-31	65,074
10/14/84	Washington	Washington, 14-34	55,431
12/9/84	Dallas	Washington, 28-30	64,286

9/9/85	Dallas	Dallas, 44-14	62,292
11/10/85	Washington	Dallas, 13-7	55,750
10/12/86	Dallas	Dallas, 30-6	63,264
11/23/86	Washington	Washington, 14-41	55,642
10/19/87	Dallas	Washington, 7-13	60,415
12/13/87	Washington	Washington, 20-24	54,882
10/9/88	Dallas	Washington, 17-35	63,235
12/11/88	Washington	Dallas, 24-17	51,526
9/24/89	Dallas	Washington, 7-30	63,200
11/5/89	Washington	Dallas, 13-3	53,187
9/23/90	Washington	Washington, 15-19	53,804
11/22/90	Dallas	Dallas, 27-17	60,355
9/9/91	Dallas	Washington, 31-33	63,025
11/24/91	Washington	Dallas, 24-21	55,561
9/7/92	Dallas	Dallas, 23-10	63,538
12/13/92	Washington	Washington, 17-20	56,437
9/6/93	Washington	Washington, 16-35	53,345
12/26/93	Dallas	Dallas, 38-3	64,497
10/2/94	Washington	Dallas, 34-7	55,394
11/20/94	Dallas	Dallas, 31-7	64,644
10/1/95	Washington	Washington, 23-27	55,489
12/3/95	Dallas	Washington, 17-24	64,866
11/28/96	Dallas	Dallas, 21-10	64,955
12/22/96	Washington	Washington, 10-37	56,454
10/13/97	Washington	Washington, 16-21	76,159
11/16/97	Dallas	Dallas, 17-14	64,559
10/4/98	Washington	Dallas, 31-10	72,284
12/27/98	Dallas	Dallas, 23-7	63,565
9/12/99	Washington	Dallas, 41-35 (OT)	79,237
10/24/99	Dallas	Dallas, 38-20	64,377
9/18/00	Washington	Dallas, 27-21	84,431
12/10/00	Dallas	Dallas, 32-13	63,467
10/15/01	Dallas	Dallas, 9-7	63,941
12/2/01	Washington	Dallas, 20-14	85,112
11/28/02	Dallas	Dallas, 27-20	63,606
12/29/02	Washington	Washington, 14-20	84,142
11/2/03	Dallas	Dallas, 21-14	64,002
12/14/03	Washington	Dallas, 27-0	70,284
9/27/04	Washington	Dallas, 21-18	90,367

12/26/04	Dallas	Dallas, 13-10	63,705
9/19/05	Dallas	Washington, 13-14	65,207
12/18/05	Washington	Washington, 7-35	90,588
9/17/06	Dallas	Dallas, 27-10	63,153
11/5/06	Washington	Washington, 19-22	90,250
11/18/07	Dallas	Dallas, 28-23	63,706
12/30/07	Washington	Washington, 6-27	90,910
9/28/08	Dallas	Washington, 24-26	63,462
11/16/08	Washington	Dallas, 14-10	90,830
11/22/09	Dallas	Dallas, 7-6	85,277
12/27/09	Washington	Dallas, 17-0	88,221
9/12/10	Washington	Washington, 7-13	90,670
12/19/10	Dallas	Dallas, 33-30	86,904
9/26/11	Dallas	Dallas, 18-16	91,017
11/20/11	Washington	Dallas, 27-24 (OT)	80,122
11/22/12	Dallas	Washington, 31-38	90,166
12/30/12	Washington	Washington, 18-28	82,845
10/13/13	Dallas	Dallas, 31-16	90,239
12/22/13	Washington	Dallas, 24-23	80,411
10/27/14	Dallas	Washington, 17-20 (OT)	87,055
12/28/14	Washington	Dallas, 44-17	80,897
12/7/15	Washington	Dallas, 19-16	80,444
1/3/16	Dallas	Washington, 23-34	90,127
9/18/16	Washington	Dallas, 27-23	80,612
11/24/16	Dallas	Dallas, 31-26	93,099
10/29/17	Washington	Dallas, 33-19	78,428
11/30/17	Dallas	Dallas 38-14	91,712
10/21/18	Washington	Washington, 17-20	66,301
11/22/18	Dallas	Dallas, 31-23	92,076
9/15/19	Washington	Dallas, 31-21	75,128
12/29/19	Dallas	Dallas, 47-16	90,646
10/25/20	Washington	Washington, 3-25	
11/26/20	Dallas	Washington, 16-41	30,048
12/12/21	Washington	Dallas, 27-20	61,308
12/26/21	Dallas	Dallas, 56-14	93,482
10/2/22	Dallas	Dallas, 25-10	92,946
1/8/23	Washington	Washington, 6-26	62,814

\*NFC Championship Game

## 2022 NFL STANDINGS AND PLAYOFF PICTURE

### AMERICAN FOOTBALL CONFERENCE

AFC EAST	W	L	T	PCT
Buffalo Bills <sup>z</sup>	13	3	0	0.813
Miami Dolphins <sup>y</sup>	9	8	0	0.529
New England Patriots <sup>y</sup>	8	9	0	0.471
New York Jets	7	10	0	0.412
<b>AFC NORTH</b>				
Cincinnati Bengals <sup>z</sup>	12	4	0	0.750
Baltimore Ravens <sup>y</sup>	10	7	0	0.588
Pittsburgh Steelers	9	8	1	0.529
Cleveland Browns	7	10	0	0.412
<b>AFC SOUTH</b>				
Jacksonville Jaguars <sup>z</sup>	9	8	0	0.529
Tennessee Titans	7	10	0	0.412
Indianapolis Colts	4	12	1	0.265
Houston Texans	3	13	1	0.206
<b>AFC WEST</b>				
Kansas City Chiefs <sup>z</sup>	14	3	0	0.824
Los Angeles Chargers <sup>y</sup>	10	7	0	0.588
Las Vegas Raiders	6	11	0	0.353
Denver Broncos	5	12	0	0.294

<sup>z</sup>-Clinched Homefield Advantage    <sup>y</sup>-Wild Card    <sup>z</sup>-Division Champion

### NATIONAL FOOTBALL CONFERENCE

NFC EAST	W	L	T	PCT
Philadelphia Eagles <sup>z</sup>	14	3	0	0.824
Dallas Cowboys <sup>y</sup>	12	5	0	0.706
New York Giants <sup>y</sup>	9	7	1	0.500
Washington Commanders	8	8	1	0.559
<b>NFC NORTH</b>				
Minnesota Vikings <sup>z</sup>	13	4	0	0.765
Detroit Lions	9	8	0	0.529
Green Bay Packers	8	9	0	0.471
Chicago Bears	3	14	0	0.176
<b>NFC SOUTH</b>				
Tampa Bay Buccaneers <sup>z</sup>	8	9	0	0.471
Carolina Panthers	7	10	0	0.412
New Orleans Saints	7	10	0	0.412
Atlanta Falcons	7	10	0	0.412
<b>NFC WEST</b>				
San Francisco 49ers <sup>z</sup>	13	4	0	0.765
Seattle Seahawks <sup>y</sup>	9	8	0	0.529
Los Angeles Rams	5	12	0	0.294
Arizona Cardinals	4	13	0	0.235

### WILD CARD PLAYOFFS

Seattle Seahawks 23, **SAN FRANCISCO 49ERS 41**  
 Miami Dolphins 31, **BUFFALO BILLS 34**  
 Baltimore Ravens 17, **CINNINATI BENGALS 24**  
 LA Chargers 30, **JACKSONVILLE JAGUARS 31**  
 N.Y. Giants 31, **MINNESOTA VIKINGS 24**  
 Dallas Cowboys 31, **TAMPA BAY BUCCANEERS 14**

### DIVISIONAL PLAYOFFS

Jacksonville Jaguars 20, **KANSAS CITY CHIEFS 27**  
 Cincinnati Bengals 27, **BUFFALO BILLS 10**  
 N.Y. Giants 7, **PHILADELPHIA EAGLES 38**  
 Dallas Cowboys 12, **SAN FRANCISCO 49ERS 19**

### CONFERENCE CHAMPIONSHIPS

San Francisco 49ers 7, **PHILADELPHIA EAGLES 31**  
 Cincinnati Bengals 20, **KANSAS CITY CHIEFS 23**

### SUPER BOWL LVII (Glendale, AZ)

Kansas City Chiefs 38, Philadelphia Eagles 35

# Cowboys Attendance Records

The Cowboys played in the Cotton Bowl (capacity 72,132 in 1970) from 1960 until Texas Stadium was opened on Oct. 24, 1971 against New England. In 1985 seats were removed from Texas Stadium to make room for 118 Crown Suites. The last game the Cowboys played at Texas Stadium was against the Baltimore Ravens on Dec. 20, 2008. Dallas opened AT&T Stadium on Sept. 20, 2009 against the N.Y. Giants and hosted 105,121 fans - the most to see an NFL regular season game in league history.

## TOTAL ATTENDANCE

Year	Home Games (No.)	Avg.	Percent Change	Road Games (No.)	Pre-Season Games (No.)	Post-Season Games (No.)	Grand Total
1960	128,500 (6)	21,417	—	214,820 (6)	120,284 (6)	—	463,604
1961	172,000 (7)	24,571	+33.9%	251,443 (7)	97,584 (5)	—	521,027
1962	152,446 (7)	21,778	-11.4%	278,807 (7)	178,683 (5)	—	609,936
1963	188,727 (7)	26,961	+23.8%	280,062 (7)	214,290 (5)	—	683,079
1964	268,661 (7)	38,380	+42.3%	356,339 (7)	207,751 (5)	—	832,751
1965	388,912 (7)	55,559	+44.8%	366,390 (7)	199,395 (5)	65,569 (1)	1,020,266
1966	473,373 (7)	67,625	+21.7%	408,899 (7)	238,186 (5)	75,504 (1)	1,195,952
1967	460,476 (7)	65,782	-2.7%	402,843 (7)	278,511 (5)	121,647 (2)	1,263,477
1968	470,110 (7)	67,158	+2.1%	401,626 (7)	300,909 (6)	104,458 (2)	1,277,103
1969	443,352 (7)	63,336	-5.7%	434,477 (7)	384,095 (6)	100,472 (2)	1,362,396
1970	411,531 (7)	58,790	-7.2%	398,377 (7)	347,327 (6)	212,847 (3)	1,370,082
1971	466,220 (7)	66,603	+13.3%	416,043 (7)	375,250 (6)	195,716 (3)	1,454,229
1972	446,990 (7)	63,856	-4.1%	391,852 (7)	474,273 (7)	114,343 (2)	1,427,458
1973	433,030 (7)	61,861	-3.1%	423,177 (7)	355,994 (6)	128,815 (2)	1,341,016
1974	373,435 (7)	53,348	-13.8%	378,233 (7)	284,620 (6)	—	1,036,288
1975	402,294 (7)	57,471	+7.7%	404,073 (7)	273,567 (6)	211,095 (3)	1,291,029
1976	412,698 (7)	58,957	+2.6%	414,867 (7)	320,564 (6)	62,436 (1)	1,210,565
1977	432,885 (7)	61,840	+5.0%	398,486 (7)	329,549 (6)	201,288 (3)	1,362,208
1978	498,865 (8)	62,358	+0.9%	484,905 (8)	260,344 (4)	206,464 (3)	1,450,578
1979	508,965 (8)	63,621	+0.2%	488,432 (8)	268,989 (5)	64,792 (1)	1,331,178
1980	477,378 (8)	59,672	-6.2%	492,828 (8)	244,612 (4)	195,251 (3)	1,410,069
1981	511,541 (8)	63,943	+7.2%	502,392 (8)	243,849 (4)	125,373 (2)	1,383,155
1982	269,981 (5)	53,996	-15.6%	217,153 (4)	208,057 (4)	184,059 (3)	879,250
1983	505,793 (8)	63,224	+17.1%	481,230 (8)	217,621 (4)	43,521 (1)	1,248,165
1984	479,733 (8)	59,967	-5.2%	523,951 (8)	203,646 (4)	—	1,207,330
1985	478,958 (8)	59,870	-0.2%	489,913 (8)	193,795 (4)	66,351 (1)	1,229,017
1986	469,806 (8)	58,726	-1.9%	518,627 (8)	299,134 (5)	—	1,287,567
1987	344,406 (7)	49,201	-16.2%	416,141 (8)	199,327 (4)	—	959,874
1988	393,129 (8)	49,141	-0.1%	528,529 (8)	177,080 (4)	—	1,098,738
1989	418,346 (8)	52,293	+6.4%	490,586 (8)	215,219 (4)	—	1,124,151
1990	475,432 (8)	59,429	+13.7%	483,944 (8)	173,716 (4)	—	1,133,092
1991	501,901 (8)	62,738	+5.6%	537,101 (8)	219,022 (4)	140,884 (2)	1,398,908
1992	506,758 (8)	63,345	+1.0%	580,181 (8)	284,898 (5)	227,015 (3)	1,598,852
1993	510,068 (8)	63,759	+0.7%	533,300 (8)	283,409 (5)	202,509 (3)	1,529,366
1994	516,628 (8)	64,579	+1.3%	512,896 (8)	354,574 (5)	133,870 (2)	1,517,968
1995	518,167 (8)	64,771	+0.3%	518,468 (8)	305,545 (5)	205,853 (3)	1,548,033
1996	513,794 (8)	64,224	-0.8%	556,875 (8)	264,937 (5)	137,490 (2)	1,473,096
1997	511,767 (8)	63,971	-0.4%	541,187 (8)	240,871 (4)	—	1,293,825
1998	510,438 (8)	63,805	-0.3%	564,224 (8)	354,816 (5)	62,969 (1)	1,492,447
1999	513,295 (8)	64,162	+0.6%	523,375 (8)	232,646 (5)	64,056 (1)	1,333,372
2000	504,360 (8)	63,045	-1.7%	571,110 (8)	289,340 (5)	—	1,364,810
2001	505,501 (8)	63,187	+0.1%	550,712 (8)	261,647 (5)	—	1,317,860
2002	504,717 (8)	63,089	-0.1%	542,694 (8)	246,211 (4)	—	1,293,622
2003	511,244 (8)	63,903	+1.3%	560,476 (8)	195,073 (4)	73,014 (1)	1,339,787
2004	510,892 (8)	63,861	0.0%	575,112 (8)	225,759 (4)	—	1,311,763
2005	505,258 (8)	63,157	-1.1%	575,780 (8)	193,687 (4)	—	1,274,725
2006	506,308 (8)	63,289	+1.0%	583,201 (8)	203,543 (4)	68,058 (1)	1,361,110
2007	508,278 (8)	63,535	+0.5%	579,470 (8)	254,659 (4)	63,660 (1)	1,542,055
2008	506,944 (8)	63,368	-0.3%	569,943 (8)	257,471 (4)	—	1,468,989
2009	718,055 (8)	89,757	+41.6%	589,176 (8)	243,390 (4)	156,498 (2)	1,707,119
2010	696,377 (8)	87,047	-3.0%	581,596 (8)	301,548 (5)	—	1,579,521
2011	680,685 (8)	85,086	-2.3%	574,875 (8)	251,237 (4)	—	1,506,797
2012	708,273 (8)	88,535	+1.7%	582,079 (8)	252,493 (4)	—	1,542,848
2013	704,345 (8)	88,043	-0.6%	575,233 (8)	278,307 (4)	—	1,557,885
2014	720,558 (8)	90,070	+2.3%	572,488 (8)	268,397 (4)	171,114 (2)	1,732,557
2015	731,672 (8)	91,459	+1.5%	580,857 (8)	299,834 (4)	—	1,612,363
2016	740,318 (8)	92,540	+1.2%	581,719 (8)	321,523 (4)	93,396 (1)	1,736,956
2017	741,775 (8)	92,722	+0.2%	567,436 (8)	263,000 (4)	—	1,572,211
2018	732,958 (8)	91,620	-1.2%	570,435 (8)	313,467 (4)	171,514 (2)	1,788,374
2019	727,432 (8)	90,929	-0.8%	561,595 (8)	283,953 (4)	—	1,572,980
2020	219,021 (8)	27,378	-69.9%	10,322 (8)	0 (Canceled)	—	229,343
2021	747,368 (8)	93,421	+241.2%	619,498 (8)	224,992 (4)	93,470 (1)	1,685,328
2022	841,192 (9)	93,466	+12.6%	570,059 (8)	227,121 (3)	141,033 (2)	1,779,405
<b>Total</b>	<b>31,233,824 (482)</b>	<b>64,800</b>	<b>-</b>	<b>30,252,998(482)</b>	<b>16,083,591(291)</b>	<b>4,686,404(69)</b>	<b>82,527,436</b>

## LARGEST CROWDS

### Home

#### Regular Season

105,121 vs. N.Y. Giants, Sept. 20, 2009 (NFL record)  
 ^80,259 vs. Cleveland, Nov. 24, 1966  
 \*66,689 vs. N.Y. Jets, Dec. 4, 1971  
 †65,207 vs. Washington, Sept. 19, 2005

#### Postseason

93,470 vs. San Francisco, Jan. 16, 2022  
 93,396 vs. Green Bay, Jan. 15, 2017  
 ^75,504 vs. San Francisco, Jan. 1, 1967  
 \*66,311 vs. San Francisco, Jan. 2, 1972  
 †65,135 vs. Green Bay, Jan. 14, 1996

#### Preseason

^78,807 vs. Green Bay, Aug. 28, 1967  
 75,720 vs. Tennessee, Aug. 21, 2009  
 \*65,405 vs. Houston, Aug. 5, 1972  
 †63,923 vs. Denver, Aug. 21, 1994

^Cotton Bowl record

\*Texas Stadium record

†Texas Stadium record after 1985 improvements

### AWAY

#### Regular Season

91,505 @ LA Raiders, Oct. 25, 1992  
 90,830 @ Washington, Nov. 16, 2008  
 90,670 @ Washington, Sept. 12, 2010

#### Postseason

84,483 @ LA Rams, Jan. 4, 1976  
 87,381 @ LA Rams, Aug. 8, 1969

#### Preseason

### NEUTRAL

#### Postseason

98,374 vs. Buffalo @ Pasadena, Jan. 31, 1993  
 112,376 vs. Houston @ Mexico City, Aug. 15, 1994  
 106,424 vs. N. Eng. @ Mexico City, Aug. 17, 1998

#### Preseason

## SMALLEST CROWDS

### Home

†10,000 vs. San Francisco, Nov. 20, 1960  
 12,692 vs. Chicago, Nov. 18, 1962

### AWAY

4,954 vs. Minnesota, Aug. 5, 1961 in Sioux Falls, S.D.  
 12,370 @ N.Y. Jets, Oct. 4, 1987

† Estimated; no turnstiles in Cotton Bowl in 1960 and 1961

\* Due to COVID-19, the 2020 NFL season saw many stadiums without fans, and those that allowed fans, had a reduced capacity. Seven of Dallas' eight road games had no fans, with one - at Cincinnati - attended by 10,322. AT&T Stadium averaged a league-leading 27,378 fans for home games.

## SELLOUT STREAK

**Longest home sellout streak** – 263 straight games (began 9/9/91 vs. Washington, still active) regular season and playoffs

**Last home non-sellout** (regular season and playoffs) – 12/16/90 vs. Phoenix (128 straight)

**Longest road sellout streak** – 164 straight games (began 11/3/02 @ Detroit) regular season and playoffs

**Last road non-sellout** (regular season and playoffs) – 10/20/02 @ Arizona (29 straight)

**Longest sellout streak** (home and away – regular season and playoffs) – 328 straight games (began 10/27/02 vs. Seattle, still active)

**Last non-sellout** (regular season and playoffs) – 10/20/02 @ Arizona (58 straight)

The 2020 season is not counted in the above totals (COVID-19)



STAFF

PLAYERS

2022 SEASON

RECORDS

PLAYOFF RECORDS

ATTENDANCE

SIDELINES

## Thanksgiving Day Games (32-22-1)

Since 1966, the Cowboys have been a fixture on Thanksgiving Day, having hosted the annual contest for 54 of the last 56 years. In 1975 and 1977, the St. Louis Cardinals played host to the game in place of Dallas. In 1978, the game returned to Dallas for good. The Cowboys have posted a 32-22-1 record in the holiday classic and a 35-20 mark the following week. Here are the Cowboys annual Thanksgiving Day results:

Date	Result	Win/Loss	TV	Date	Result	Win/Loss	TV
11/24/66	DALLAS 26, Cleveland 14	.....Win	CBS	11/28/96	DALLAS 21, Washington 10	.....Win	FOX
11/23/67	DALLAS 46, St. Louis 21	.....Win	CBS	11/27/97	Tennessee 27, DALLAS 14	.....Loss	NBC
11/28/68	DALLAS 29, Washington 20	.....Win	CBS	11/26/98	Minnesota 46, DALLAS 36	.....Loss	FOX
11/27/69	DALLAS 24, San Francisco 24	.....Tie	CBS	11/25/99	DALLAS 20, Miami 0	.....Win	CBS
11/26/70	DALLAS 16, Green Bay 3	.....Win	CBS	11/23/00	Minnesota 27, DALLAS 15	.....Loss	FOX
11/25/71	DALLAS 28, Los Angeles 21	.....Win	CBS	11/22/01	Denver 26, DALLAS 24	.....Loss	CBS
11/23/72	San Francisco 31, DALLAS 10	.....Loss	CBS	11/28/02	DALLAS 27, Washington 20	.....Win	FOX
11/22/73	Miami 14, DALLAS 7	.....Loss	NBC	11/27/03	Miami 40, DALLAS 21	.....Loss	CBS
11/28/74	DALLAS 24, Washington 23	.....Win	CBS	11/25/04	DALLAS 21, Chicago 7	.....Win	FOX
11/25/76	DALLAS 19, St. Louis 14	.....Win	CBS	11/24/05	Denver 24, DALLAS 21 (OT)	.....Loss	CBS
11/23/78	DALLAS 37, Washington 10	.....Win	CBS	11/23/06	DALLAS 38, Tampa Bay 10	.....Win	FOX
11/22/79	Houston 30, DALLAS 24	.....Loss	NBC	11/22/07	DALLAS 34, N.Y. Jets 3	.....Win	CBS
11/27/80	DALLAS 51, Seattle 7	.....Win	NBC	11/27/08	DALLAS 34, Seattle 9	.....Win	FOX
11/26/81	DALLAS 10, Chicago 9	.....Win	CBS	11/26/09	DALLAS 24, Oakland 7	.....Win	CBS
11/25/82	DALLAS 31, Cleveland 14	.....Win	NBC	11/25/10	New Orleans 30, DALLAS 27	.....Loss	FOX
11/24/83	DALLAS 35, St. Louis 17	.....Win	CBS	11/24/11	DALLAS 20, Miami 19	.....Win	CBS
11/22/84	DALLAS 20, New England 17	.....Win	NBC	11/22/12	Washington 38, DALLAS 31	.....Loss	FOX
11/28/85	DALLAS 35, St. Louis 17	.....Win	CBS	11/28/13	DALLAS 31, Oakland 24	.....Win	CBS
11/27/86	Seattle 31, DALLAS 14	.....Loss	NBC	11/27/14	Philadelphia 33, DALLAS 10	.....Loss	FOX
11/26/87	Minnesota 44, DALLAS 38 (OT)	.....Loss	CBS	11/26/15	Carolina 33, DALLAS 14	.....Loss	CBS
11/24/88	Houston 25, DALLAS 17	.....Loss	NBC	11/24/16	DALLAS 31, Washington 26	.....Win	FOX
11/23/89	Philadelphia 27, DALLAS 0	.....Loss	CBS	11/23/17	LA Chargers 28, DALLAS 6	.....Loss	CBS
11/22/90	DALLAS 27, Washington 17	.....Win	CBS	11/22/18	DALLAS 31, Washington 23	.....Win	FOX
11/28/91	DALLAS 20, Pittsburgh 10	.....Win	NBC	11/28/19	Buffalo 26, DALLAS 15	.....Loss	CBS
11/26/92	DALLAS 30, N.Y. Giants 3	.....Win	CBS	11/26/20	Washington 41, DALLAS 16	.....Loss	Fox
11/25/93	Miami 16, DALLAS 14	.....Loss	NBC	11/25/21	Las Vegas 36, Dallas 33 (OT)	.....Loss	CBS
11/24/94	DALLAS 42, Green Bay 31	.....Win	FOX	11/24/22	Dallas 28, N.Y. Giants 20	.....Win	Fox
11/23/95	DALLAS 24, Kansas City 12	.....Win	NBC				

## Sunday Night Games (38-38)

Date	Result	Win/Loss	TV	Date	Result	Win/Loss	TV
10/14/79	DALLAS 30, Los Angeles 6	.....Win	ABC	12/12/10	Philadelphia 30, DALLAS 27	.....Loss	NBC
10/26/80	DALLAS 42, San Diego 31	.....Win	ABC	9/11/11	N.Y. JETS 27, Dallas 24	.....Loss	NBC
10/18/81	DALLAS 29, Los Angeles 17	.....Win	ABC	10/30/11	PHILADELPHIA 34, Dallas 7	.....Loss	NBC
10/23/83	L.A. Raiders 40, DALLAS 38	.....Loss	ABC	12/11/11	N.Y. Giants 37, DALLAS 34	.....Loss	NBC
10/21/84	DALLAS 30, New Orleans 27 (OT)	.....Win	ABC	1/1/12	N.Y. GIANTS 31, Dallas 14	.....Loss	NBC
10/6/85	Dallas 30, N.Y. GIANTS 29	.....Win	ABC	11/4/12	ATLANTA 19, Dallas 13	.....Loss	NBC
12/7/86	L.A. RAMS 29, Dallas 10	.....Loss	ABC	12/2/12	DALLAS 38, Philadelphia 33	.....Win	NBC
11/22/87	Miami 20, DALLAS 14	.....Loss	ESPN	12/30/12	WASHINGTON 28, Dallas 18	.....Loss	NBC
11/13/88	Minnesota 43, DALLAS 3	.....Loss	ESPN	9/8/13	DALLAS 36, N.Y. Giants 31	.....Win	NBC
11/5/89	Dallas 13, Washington 3	.....Win	ESPN	10/13/13	DALLAS 31, Washington 16	.....Win	NBC
11/11/90	San Francisco 24, DALLAS 6	.....Loss	ESPN	11/10/13	NEW ORLEANS 49, Dallas 17	.....Loss	NBC
9/22/91	Dallas 17, PHOENIX 9	.....Win	TNT	12/29/13	Philadelphia 24, DALLAS 22	.....Loss	NBC
9/19/93	Dallas 17, PHOENIX 10	.....Win	TNT	9/28/14	DALLAS 38, New Orleans 17	.....Win	NBC
9/17/95	Dallas 23, MINNESOTA 17 (OT)	.....Win	TNT	11/23/14	Dallas 31, N.Y. GIANTS 28	.....Win	NBC
9/7/97	ARIZONA 25, Dallas 22 (OT)	.....Loss	TNT	12/14/14	Dallas 38, PHILADELPHIA 27	.....Win	NBC
12/27/98	DALLAS 23, Washington 7	.....Win	ESPN	9/13/15	DALLAS 27, N.Y. Giants 26	.....Win	NBC
12/5/99	NEW ENGLAND 13, Dallas 6	.....Loss	ESPN	10/4/15	NEW ORLEANS 26, Dallas 20 (OT)	.....Loss	NBC
9/10/00	ARIZONA 32, Dallas 31	.....Loss	ESPN	11/8/15	Philadelphia 33, DALLAS 27 (OT)	.....Loss	NBC
12/17/00	N.Y. Giants 17, DALLAS 13	.....Loss	ESPN	9/25/16	DALLAS 31, Chicago 17	.....Win	NBC
9/30/01	PHILADELPHIA 40, Dallas 18	.....Loss	ESPN	10/30/16	DALLAS 29, Philadelphia 23	.....Win	NBC
9/8/02	HOUSTON 19, Dallas 10	.....Loss	ESPN	12/11/16	N.Y. GIANTS 10, Dallas 7	.....Loss	NBC
11/16/03	NEW ENGLAND 12, Dallas 0	.....Loss	ESPN	12/18/16	DALLAS 26, Tampa Bay 20	.....Win	NBC
1/2/05	N.Y. GIANTS 28, Dallas 24	.....Loss	ESPN	9/10/17	DALLAS 19, N.Y. Giants 3	.....Win	NBC
1/1/06	St. Louis 20, DALLAS 10	.....Loss	ESPN	11/19/17	Philadelphia 37, DALLAS 9	.....Loss	NBC
9/17/06	DALLAS 27, Washington 10	.....Win	NBC	12/17/17	DALLAS 20, Oakland 17	.....Win	NBC
10/29/06	Dallas 35, CAROLINA 14	.....Win	NBC	9/16/18	DALLAS 20, N.Y. Giants 13	.....Win	NBC
12/10/06	New Orleans 42, DALLAS 17	.....Loss	NBC	10/7/18	HOUSTON 19, Dallas 16 (OT)	.....Loss	NBC
9/9/07	DALLAS 45, N.Y. Giants 35	.....Win	NBC	11/11/18	Dallas 27, PHILADELPHIA 20	.....Win	NBC
9/23/07	Dallas 34, CHICAGO 10	.....Win	NBC	9/29/19	NEW ORLEANS 12, Dallas 10	.....Loss	NBC
11/4/07	Dallas 38, PHILADELPHIA 17	.....Win	NBC	10/20/19	DALLAS 37, Philadelphia 10	.....Win	NBC
9/21/08	Dallas 27, GREEN BAY 16	.....Win	NBC	11/10/19	Minnesota 28, DALLAS 24	.....Loss	NBC
11/16/08	Dallas 14, WASHINGTON 10	.....Win	NBC	9/13/20	LOS ANGELES 17, Dallas 20	.....Loss	NBC
12/14/08	DALLAS 20, N.Y. Giants 8	.....Win	NBC	11/1/20	PHILADELPHIA 23, Dallas 9	.....Loss	NBC
9/20/09	N.Y. Giants 33, DALLAS 31	.....Loss	NBC	10/31/21	DALLAS 20, MINNESOTA 16	.....Win	NBC
11/8/09	Dallas 20, PHILADELPHIA 16	.....Win	NBC	12/26/21	DALLAS 56, Washington 14	.....Win	NBC
12/27/09	Dallas 17, WASHINGTON 0	.....Win	NBC	9/11/22	Tampa Bay 19, DALLAS 3	.....Loss	NBC
9/12/10	WASHINGTON 13, Dallas 7	.....Loss	NBC	10/16/22	PHILADELPHIA 26, Dallas 17	.....Loss	NBC
11/7/10	GREEN BAY 45, Dallas 7	.....Loss	NBC	12/4/22	DALLAS 54, Indianapolis 19	.....Win	NBC



**Christmas Day Games (1-3)**

Date	Result	Win/Loss	TV
12/25/95	Dallas 37, ARIZONA 13	Win	ABC
12/25/00	TENNESSEE 31, Dallas 0	Loss	ABC
12/25/06	Philadelphia 23, DALLAS 7	Loss	NBC
12/25/10	ARIZONA 27, Dallas 26	Loss	NFLN
<b>Postseason (1-0)</b>			
12/25/71	Dallas 20, MINNESOTA 12	Win	

**New Year's Day Games (0-2)**

Date	Result	Win/Loss	TV
1/1/06	St. Louis 20, DALLAS 10	Loss	ESPN
1/1/17	PHILADELPHIA 27, Dallas 13	Loss	FOX
<b>Postseason (1-1)</b>			
1/1/67	Green Bay 34, DALLAS 27	Loss	CBS
1/1/78	Dallas 23, MINNESOTA 6	Win	CBS

**Tuesday Games (0-1)**

Date	Result	Win/Loss	TV
12/8/20*	Dallas 17, BALTIMORE 34	LOSS	FOX/NFLN

\* Due to COVID-19 scheduling issues, the game was originally scheduled for Thurs., Dec. 3.

**Wednesday Games (1-0)**

Date	Result	Win/Loss	TV
9/5/12	Dallas 27, N.Y. GIANTS 14	Win	NBC

**Thursday Games (7-3)**

Date	Result	Win/Loss	TV
10/26/78	Minnesota 21, DALLAS 10	Loss	ABC
11/29/07	DALLAS 37, Green Bay 27	Win	NFLN
12/4/14	Dallas 41, CHICAGO 28	Win	NFLN
12/1/16	Dallas 17, MINNESOTA 15	Win	NFLN/NBC
11/30/17	DALLAS 38, Washington 14	Win	NBC/AMZ
11/29/18	DALLAS 13, New Orleans 10	Win	FOX/NFL/AMZ
12/5/19	CHICAGO 31, Dallas 24	Loss	FOX/NFL/AMZ
9/9/21	TAMPA BAY 31, Dallas 29	Loss	NBC
12/2/21	Dallas 27, NEW ORLEANS 17	Win	FOX/NFL/AMZ
12/29/22	Dallas 27, TENNESSEE 13	Win	Prime Video

**Friday Games (0-2)**

Date	Result	Win/Loss	TV
9/30/60	Philadelphia 27, DALLAS 25	Loss	
12/24/99	NEW ORLEANS 31, Dallas 24	Loss	FOX

**Saturday Games (16-14)**

Date	Result	Win/Loss	TV
9/24/60	Pittsburgh 35, DALLAS 28	Loss	
9/14/63	St. Louis 34, DALLAS 7	Loss	
9/12/64	St. Louis 16, DALLAS 6	Loss	
12/11/65	DALLAS 27, St. Louis 13	Win	CBS
12/16/67	SAN FRANCISCO 24, Dallas 16	Loss	CBS
12/13/69	DALLAS 27, Baltimore 10	Win	CBS
12/12/70	Dallas 6, CLEVELAND 2	Win	CBS
12/4/71	DALLAS 52, N.Y. Jets 10	Win	NBC
12/18/71	DALLAS 31, St. Louis 12	Win	CBS
12/9/72	DALLAS 34, Washington 24	Win	CBS
12/7/74	DALLAS 41, Cleveland 17	Win	NBC
12/14/74	OAKLAND 27, Dallas 23	Loss	ABC
12/13/75	DALLAS 31, Washington 10	Win	CBS
12/8/79	Dallas 24, PHILADELPHIA 17	Win	CBS
12/19/81	N.Y. GIANTS 13, Dallas 10 (OT)	Loss	CBS
12/16/89	N.Y. GIANTS 15, Dallas 0	Loss	CBS
12/18/93	Dallas 28, N.Y. Jets 7	Win	CBS
12/10/94	Cleveland 19, DALLAS 14	Loss	NBC
12/24/94	N.Y. GIANTS 15, Dallas 10	Loss	FOX
12/21/02	Philadelphia 27, DALLAS 3	Loss	ESPN
12/24/05	Dallas 24, CAROLINA 20	Win	FOX
12/16/06	Dallas 38, ATLANTA 28	Win	NFLN

Date	Result	Win/Loss	TV
12/22/07	Dallas 20, Carolina 13	Win	NFLN
12/20/08	Baltimore 33, DALLAS 24	Loss	NFLN
12/19/09	Dallas 24, NEW ORLEANS 17	Win	NFLN
12/25/10	ARIZONA 27, Dallas 26	Loss	NFLN
12/17/11	Dallas 31, TAMPA BAY 15	Win	NFLN
12/24/11	Philadelphia 20, DALLAS 7	Loss	FOX
12/19/15	N.Y. Jets 19, DALLAS 16	Loss	NFLN
1/8/22	Dallas 51, PHILADELPHIA 26	Win	ESPN
<b>Postseason (6-6)</b>			
12/21/68	DALLAS 31, Dallas 20	Loss	CBS
12/26/70	CLEVELAND 5, Detroit 0	Win	CBS
12/25/71	Dallas 20, MINNESOTA 12	Win	CBS
12/23/72	Dallas 30, SAN FRANCISCO 28	Win	CBS
12/30/78	DALLAS 27, Atlanta 20	Win	CBS
1/2/82	DALLAS 38, Tampa Bay 0	Win	CBS
1/22/83	WASHINGTON 31, Dallas 17	Loss	CBS
1/4/86	L.A. RAMS 20, Dallas 0	Loss	CBS
12/28/96	DALLAS 40, Minnesota 15	Win	ABC
1/2/99	Arizona 20, DALLAS 7	Loss	ABC
1/3/04	CAROLINA 29, Dallas 10	Loss	ABC
1/6/07	SEATTLE 21, Dallas 20	Loss	NBC

**Monday Night Games (1-2)**

Date	Result	Win/Loss	TV
10/4/65	ST. LOUIS 20, Dallas 13	Loss	
10/28/68	Green Bay 28, DALLAS 17	Loss	CBS
10/27/69	DALLAS 25, New York 3	Win	CBS

(prior to the 1970 creation of ABC MNF)

Date	Result	Win/Loss	TV
<b>Postseason (1-1)</b>			
12/26/77	DALLAS 37, Chicago 7	Win	CBS
12/26/83	LA Rams 24, DALLAS 17	Loss	CBS



## Monday Night Football (49-35; 1-0 postseason)

The Cowboys hold a 49-35 regular season Monday Night Football record, and the club is 1-0 in the postseason. Dallas will be making its 85th regular season appearance on MNF in 2023 at the LA Chargers on Oct. 16. The majority of the Cowboys MNF games were played on ABC Monday Night Football from 1970-2005 when they appeared on the prime time telecast 67 times posting a 39-28 record including a 17-11 record at home and a 22-17 mark on the road. Only Miami, with 86 games, has appeared on MNF more times. The 49 regular season MNF wins by the Cowboys are third in league history behind Pittsburgh and San Francisco (52 apiece). ESPN landed the telecast in 2006, and since then, the Cowboys have appeared 18 times on MNF, including postseason with an 11-7 record. The week after playing on MNF, the Cowboys own a regular season record of 34-37 - 0-1 postseason - (five times the Cowboys final game of the season was on a Monday night and seven times they followed with a bye). Below are the Cowboys Monday Night Football results:

Date	Result	Win/Loss	Date	Result	Win/Loss
11/16/70	St. Louis 38, DALLAS 0	Loss	12/19/94	Dallas 24, NEW ORLEANS 16	Win
10/11/71	DALLAS 20, N.Y. Giants 13	Win	9/4/95	Dallas 35, N.Y. GIANTS 0	Win
10/30/72	DALLAS 28, Detroit 24	Win	11/6/95	DALLAS 34, Philadelphia 12	Win
9/24/73	DALLAS 40, New Orleans 3	Win	12/25/95	Dallas 37, ARIZONA 13	Win
10/8/73	WASHINGTON 14, Dallas 7	Loss	9/2/96	CHICAGO 22, Dallas 6	Loss
9/23/74	PHILADELPHIA 13, Dallas 10	Loss	9/30/96	Dallas 23, PHILADELPHIA 19	Win
10/6/75	Dallas 36, DETROIT 10	Win	11/18/96	DALLAS 21, Green Bay 6	Win
11/10/75	Kansas City 34, DALLAS 31	Loss	9/15/97	DALLAS 21, Philadelphia 20	Win
11/15/76	DALLAS 17, Buffalo 10	Win	10/13/97	WASHINGTON 21, Dallas 16	Loss
11/14/77	St. Louis 24, DALLAS 17	Loss	12/8/97	Carolina 23, DALLAS 13	Loss
12/12/77	Dallas 42, SAN FRANCISCO 35	Win	9/21/98	Dallas 31, N.Y. GIANTS 7	Win
9/4/78	DALLAS 38, Baltimore 0	Win	11/2/98	Dallas 34, PHILADELPHIA 0	Win
10/2/78	WASHINGTON 9, Dallas 5	Loss	9/20/99	DALLAS 24, Atlanta 7	Win
9/24/79	CLEVELAND 26, Dallas 7	Loss	10/18/99	N.Y. GIANTS 13, Dallas 10	Loss
11/12/79	Philadelphia 31, DALLAS 21	Loss	11/8/99	MINNESOTA 27, Dallas 17	Loss
9/8/80	Dallas 17, WASHINGTON 3	Win	10/18/00	Dallas 27, WASHINGTON 21	Win
12/15/80	LOS ANGELES 38, Dallas 14	Loss	12/25/00	TENNESSEE 31, Dallas 0	Loss
9/21/81	Dallas 35, NEW ENGLAND 21	Win	10/15/01	DALLAS 9, Washington 7	Win
11/9/81	DALLAS 27, Buffalo 14	Win	9/15/03	Dallas 35, N.Y. Giants 32 (OT)	Win
9/13/82	Pittsburgh 36, DALLAS 28	Loss	9/27/04	Dallas 21, WASHINGTON 18	Win
12/13/82	Dallas 37, HOUSTON 7	Win	11/15/04	Philadelphia 49, DALLAS 21	Loss
1/3/83	MINNESOTA 31, Dallas 27	Loss	12/6/04	Dallas 43, SEATTLE 39	Win
9/5/83	Dallas 31, WASHINGTON 30	Win	9/19/05	Washington 14, DALLAS 13	Loss
12/19/83	SAN FRANCISCO 42, Dallas 17	Loss	11/14/05	Dallas 21, PHILADELPHIA 20	Win
9/3/84	Dallas 20, LA Rams 13	Win	10/23/06	N.Y. Giants 36, DALLAS 22	Loss
12/17/84	MIAMI 28, Dallas 21	Loss	10/8/07	Dallas 25, BUFFALO 24	Win
9/9/85	DALLAS 44, Washington 14	Win	9/15/08	DALLAS 41, Philadelphia 37	Win
11/4/85	ST. LOUIS 21, Dallas 10	Loss	9/28/09	DALLAS 21, Carolina 7	Win
9/8/86	DALLAS 31, N.Y. Giants 28	Win	10/25/10	N.Y. Giants 41, DALLAS 35	Loss
9/29/86	Dallas 31, ST. LOUIS 7	Win	9/26/11	DALLAS 18, Washington 16	Win
10/19/87	Washington 13, DALLAS 7	Loss	10/1/12	Chicago 34, DALLAS 18	Loss
11/2/87	DALLAS 33, N.Y. Giants 24	Win	12/9/13	Chicago 45, Dallas 28	Loss
12/21/87	Dallas 29, L.A. RAMS 21	Win	10/27/14	Washington 20, DALLAS 17 (OT)	Loss
9/12/88	Dallas 17, PHOENIX 14	Win	12/7/15	Dallas 19, WASHINGTON 16	Win
10/3/88	NEW ORLEANS 20, Dallas 17	Loss	12/26/16	DALLAS 42, Detroit 21	Win
9/9/91	Washington 33, DALLAS 31	Loss	9/25/17	DALLAS 28, Arizona 17	Win
9/7/92	DALLAS 23, Washington 10	Win	11/5/18	Tennessee 28, DALLAS 14	Loss
10/5/92	PHILADELPHIA 31, Dallas 7	Loss	11/4/19	Dallas 37, N.Y. GIANTS 18	Win
12/21/92	Dallas 41, ATLANTA 17	Win	10/19/20	Arizona 38, DALLAS 10	Loss
9/6/93	WASHINGTON 35, Dallas 16	Loss	9/27/21	DALLAS 41, Philadelphia 21	Win
12/6/93	DALLAS 23, Philadelphia 17	Win	9/26/22	Dallas 23, N.Y. GIANTS 16	Win
9/19/94	Detroit 20, DALLAS 17 (OT)	Loss	<b>Postseason (1-0)</b>		
11/7/94	DALLAS 38, N.Y. Giants 10	Win	1/16/23	Dallas 31, TAMPA BAY 14	Win

### All-Time Preseason Record (137-151-2)

Arizona.....15	LA Chargers.....8-9	Home.....76-59-1	Pendleton.....0-1
Atlanta.....1-2	LA Rams.....12-16	Away.....43-65	Portland.....1-3
Baltimore.....0-1	Miami.....7-3	Neutral.....17-20-0	Roanoke.....0-1
Buffalo.....1-2	Minnesota.....6-6-1	Albuquerque.....0-1	Sacramento.....0-2
Carolina.....1-0	New England.....1-4	Atlanta.....0-1	San Antonio.....1-3
Chicago.....3-5	New Orleans.....4-3	Bakersfield.....1-0	Seattle.....0-1
Cincinnati.....2-1	New York Giants.....1-1	Birmingham.....0-1	Shreveport.....1-0
Cleveland.....1-1	New York Jets.....2-1	Canton.....3-4	Sioux Falls.....1-0
College All-Stars.....1-0	Philadelphia.....0-0	Chicago.....1-0	Tulsa.....2-0
Denver.....7-9	Pittsburgh.....7-8	Cleveland.....0-1	
Detroit.....3-1-1	San Francisco.....9-8	Honolulu.....1-0	International.....1-7-1
Green Bay.....6-9	Seattle.....3-4	Louisville.....1-0	London.....0-1-1
Houston.....5-7	Tampa Bay.....0-1	Memphis.....1-0	Mexico City.....1-2
Indianapolis.....5-5	Tennessee.....21-13	Minnesota.....0-1	Monterrey.....0-1
Jacksonville.....3-3	Washington.....0-0	New Orleans.....1-1	Tokyo.....0-2
Kansas City.....5-4		Norman.....1-0	Toronto.....0-1
Las Vegas.....11-19		Orlando.....1-0	

## Cowboys Indoors On The Road (33-32)

The Dallas Cowboys played their first indoor football game Nov. 24, 1974 in the Houston Astrodome, posting a 1-0 win over the Oilers. Since that date, the Cowboys have gone 33-32 inside on the road during the regular season. The club is 2-3 indoors in the postseason, with two of the wins coming in Super Bowls.

### Dome Game Results

#### Arizona Cardinals (2-2)

11/12/06	Dallas 27, ARIZONA 10	Win
10/12/08	ARIZONA 30, Dallas 24 (OT)	Loss
12/25/10	ARIZONA 27, Dallas 26	Loss
9/25/17	Dallas 28, ARIZONA 17	Win

#### Atlanta Falcons (4-4)

12/21/92	Dallas 41, ATLANTA 17	Win
11/21/93	ATLANTA 27, Dallas 14	Loss
10/29/95	Dallas 28, ATLANTA 13	Win
11/11/01	ATLANTA 20, Dallas 13	Loss
12/16/06	Dallas 38, ATLANTA 28	Win
11/4/12	ATLANTA 19, Dallas 13	Loss
11/12/17	ATLANTA 27, Dallas 7	Loss
11/18/18	Dallas 22, ATLANTA 19	Win

#### Detroit Lions (6-7)

10/6/75	Dallas 36, DETROIT 10	Win
11/15/81	DETROIT 27, Dallas 24	Loss
9/15/85	DETROIT 26, Dallas 21	Loss
9/14/86	Dallas 31, Detroit 7	Win
11/8/87	DETROIT 27, Dallas 17	Loss
10/27/91	DETROIT 34, Dallas 10	Loss
11/8/92	Dallas 37, DETROIT 3	Win
1/6/02	DETROIT 15, Dallas 10	Loss
11/3/02	DETROIT 9, Dallas 7	Loss
10/19/03	Dallas 38, DETROIT 7	Win
12/9/07	Dallas 28, DETROIT 27	Win
10/27/13	DETROIT 31, Dallas 30	Loss
11/17/19	Dallas 27, DETROIT 35	Win

#### Houston Texans (1-2)

9/8/02	HOUSTON 19, Dallas 10	Loss
9/26/10	Dallas 27, HOUSTON 13	Win
10/7/18	HOUSTON 19, Dallas 16 (OT)	Loss

#### Indianapolis Colts (2-3)

10/10/93	Dallas 27, Indianapolis 3	Win
10/31/99	INDIANAPOLIS 34, Dallas 24	Loss
11/17/02	INDIANAPOLIS 20, Dallas 3	Loss
12/5/10	Dallas 38, INDIANAPOLIS 35 (OT)	Win
12/16/18	INDIANAPOLIS 23, Dallas 0	Loss

#### Minnesota Vikings (6-4)

1/3/83	MINNESOTA 31, Dallas 27	Loss
10/2/83	Dallas 37, MINNESOTA 24	Win
12/12/93	Dallas 37, MINNESOTA 20	Win
9/17/95	Dallas 23, MINNESOTA 17 (OT)	Win

#### Minnesota Vikings, cont.

11/8/99	MINNESOTA 27, Dallas 17	Loss
9/12/04	MINNESOTA 35, Dallas 17	Loss
10/17/10	MINNESOTA 24, Dallas 21	Loss
12/1/16	Dallas 17, MINNESOTA 15	Win
11/22/20	Dallas 31, MINNESOTA 28	Win
10/31/21	Dallas 20, MINNESOTA 16	Win
11/20/22	Dallas 40, MINNESOTA 3	Win

#### New Orleans Saints (4-8)

9/19/76	Dallas 24, NEW ORLEANS 6	Win
10/3/88	NEW ORLEANS 20, Dallas 17	Loss
9/10/89	NEW ORLEANS 28, Dallas 0	Loss
12/19/94	Dallas 24, NEW ORLEANS 16	Win
12/6/98	NEW ORLEANS 22, Dallas 3	Loss
12/24/99	NEW ORLEANS 31, Dallas 24	Loss
12/28/03	NEW ORLEANS 13, Dallas 7	Loss
12/12/09	Dallas 24, NEW ORLEANS 17	Win
11/10/13	NEW ORLEANS 49, Dallas 17	Loss
10/4/15	NEW ORLEANS 26, Dallas 20 (OT)	Loss
9/29/19	NEW ORLEANS 12, Dallas 10	Loss
12/2/21	Dallas 27, NEW ORLEANS 17	Win

#### St. Louis Rams (2-1)

9/29/02	Dallas 13, ST. LOUIS 10	Win
10/19/08	ST. LOUIS 34, Dallas 14	Loss
9/21/14	Dallas 34, ST. LOUIS 31	Win

#### Seattle Seahawks (2-0)

10/3/76	Dallas 28, SEATTLE 13	Win
12/4/83	Dallas 35, SEATTLE 10	Win

#### Houston Oilers/Tennessee Titans (3-1)

11/24/74	Dallas 10, HOUSTON 0	Win
12/13/82	Dallas 37, HOUSTON 7	Win
9/29/85	Dallas 17, HOUSTON 10	Win
11/10/91	HOUSTON 26, Dallas 23 (OT)	Loss

#### Postseason (2-3)

##### Super Bowl XII - New Orleans, Superdome

1/15/78	Dallas 27, Denver 10	Win
---------	----------------------	-----

##### NFC Divisional Playoffs

1/5/92	DETROIT 38, Dallas 6	Loss
--------	----------------------	------

##### Super Bowl XXVIII - Atlanta, Georgia Dome

1/30/94	Dallas 30, Buffalo 13	Win
---------	-----------------------	-----

##### NFC Wild Card Game

1/9/00	MINNESOTA 27, Dallas 10	Loss
--------	-------------------------	------

##### NFC Divisional Playoff Game

1/17/10	MINNESOTA 34, Dallas 3	Loss
---------	------------------------	------

## AT&T Stadium (69-49)

The Dallas Cowboys played their first game at AT&T Stadium on Sept. 20, 2009 against the N.Y. Giants. Dallas dropped the contest 31-33 but pulled off its first win at the new venue the next week with a 21-7 decision over the Carolina Panthers. Since opening the stadium, Dallas owns a 66-47 regular season record and a 3-2 postseason record at the stadium. With the stadium's retractable roof and end zone doors, Dallas has played indoors as well as outdoors in the stadium. Below is a look at how the club has fared in each of the stadium's configurations:

#### Fully Closed Stadium (42-28)

9/28/09	Dallas 21, Carolina 7	Win
10/25/09	Dallas 37, Atlanta 21	Win
1/3/10	Dallas 24, Philadelphia 0	Win
9/19/10	Chicago 27, Dallas 20	Loss
10/10/10	Tennessee 34, Dallas 27	Loss
10/31/10	Jacksonville 35, Dallas 17	Loss
11/21/10	Dallas 35, Detroit 19	Win
11/25/10	New Orleans 30, Dallas 27	Loss
12/12/10	Philadelphia 30, Dallas 27	Loss
10/2/11	Detroit 34, Dallas 30	Loss
10/23/11	Dallas 34, St. Louis 7	Win
11/6/11	Dallas 23, Seattle 13	Win
11/13/11	Dallas 44, Buffalo 7	Win

12/11/11	N.Y. Giants 37, Dallas 34	Loss
12/24/11	Philadelphia 20, Dallas 7	Loss
9/23/12	Dallas 16, Tampa Bay 10	Win
9/8/13	Dallas 36, N.Y. Giants 31	Win
9/22/13	Dallas 31, St. Louis 7	Win
10/13/13	Dallas 31, Washington 16	Win
11/28/13	Dallas 31, Oakland 24	Win
12/15/13	Green Bay 37, Dallas 36	Loss
12/29/13	Philadelphia 24, Dallas 22	Loss
9/7/14	San Francisco 28, Dallas 17	Loss
9/28/14	Dallas 38, New Orleans 17	Win
10/5/14	Dallas 20, Houston 17 (OT)	Win
10/27/14	Washington 20, Dallas 17 (OT)	Loss
11/27/14	Philadelphia 33, Dallas 10	Loss

12/21/14	Dallas 42, Indianapolis 7	Win
9/13/15	Dallas 27, N.Y. Giants 26	Win
9/27/15	Atlanta 39, DALLAS 28	Loss
10/11/15	New England 30, DALLAS 6	Loss
11/1/15	Seattle 13, DALLAS 12	Loss
11/26/15	Carolina 33, DALLAS 14	Loss
1/3/16	Washington 34, DALLAS 23	Loss
9/11/16	New York 20, DALLAS 19	Loss
9/25/16	Dallas 31, Chicago 17	Win
11/20/16	Dallas 27, Baltimore 17	Win
11/24/16	Dallas 31, Washington 26	Win
12/18/16	Dallas 26, Tampa Bay 20	Win
12/26/16	Dallas 42, Detroit 21	Win
9/10/17	Dallas 19, N.Y. Giants 3	Win

**Fully Closed, cont.**

10/1/17	LA Rams 35, Dallas, 30	.....Loss
10/8/17	Green Bay 35, Dallas 31	.....Loss
11/5/17	Dallas 28, Kansas City 17	.....Win
11/23/17	L.A. Chargers 28, Dallas 6	.....Loss
12/24/17	Seattle 21, Dallas 12	.....Loss
9/16/18	Dallas 20, N.Y. Giants 13	.....Win
9/30/18	Dallas 25, Detroit 24	.....Win
10/14/18	Dallas 40, Jacksonville 7	.....Win
11/22/18	Dallas 31, Washington 22	.....Win
12/9/18	Dallas 29, Philadelphia 23 (OT)	.....Win
12/23/18	Dallas 27, Tampa Bay 20	.....Win
9/8/19	Dallas 31, N.Y. Giants 17	.....Win
9/22/19	Dallas 31, Miami 6	.....Win
10/6/19	Green Bay 34, Dallas 24	.....Loss
10/20/19	Dallas 37, Philadelphia 10	.....Win
11/28/19	Buffalo 26, Dallas 15	.....Loss
12/29/19	Dallas 47, Washington 16	.....Win
10/10/21	Dallas 44, N.Y. Giants 20	.....Win
11/25/21	Las Vegas 36, Dallas 33 (OT)	.....Loss
12/26/21	Dallas 56, Washington 14	.....Win
1/2/22	Arizona 25, Dallas 22	.....Loss
9/11/22	Tampa Bay 19, Dallas 3	.....Loss
9/18/22	Dallas 20, Cincinnati 17	.....Win
10/2/22	Dallas 25, Washington 10	.....Win
10/23/22	Dallas 24, Detroit 6	.....Win
11/24/22	Dallas 28, N.Y. Giants 20	.....Win
12/4/22	Dallas 54, Indianapolis 19	.....Win
12/11/22	Dallas 27, Houston 23	.....Win
12/21/22	Dallas 40, Philadelphia 34	.....Win

**Fully Open Stadium (12-11)**

9/20/09	N.Y. Giants 33, Dallas 31	.....Loss
11/26/09	Dallas 24, Oakland 7	.....Win
12/13/09	San Diego 20, Dallas 17	.....Loss
10/25/10	N.Y. Giants 41, Dallas 35	.....Loss
10/1/12	Chicago 34, Dallas 18	.....Loss
10/28/12	N.Y. Giants 29, Dallas 24	.....Loss
11/18/12	Dallas 23, Cleveland 20 (OT)	.....Win
11/22/12	Washington 38, Dallas 31	.....Loss
12/2/12	Dallas 38, Philadelphia 33	.....Win
12/16/12	Dallas 27, Pittsburgh 24 (OT)	.....Win
12/23/12	New Orleans 34, Dallas 31 (OT)	.....Loss
11/3/13	Dallas 27, Minnesota 23	.....Win
10/30/16	Dallas 29, Philadelphia 23 (OT)	.....Win
11/30/17	Dallas 38, Washington 14	.....Win
11/5/18	Tennessee 28, Dallas 14	.....Loss
11/29/18	Dallas 13, New Orleans 10	.....Win
10/19/20	Arizona 38, Dallas 10	.....Loss
11/8/20	Pittsburgh 24, Dallas 19	.....Loss
11/26/20	Washington 41, Dallas 16	.....Loss
12/20/20	Dallas 41, San Francisco 33	.....Win
12/27/20	Dallas 37, Philadelphia 17	.....Win
9/27/21	Dallas 41, Philadelphia 21	.....Win
10/30/22	Dallas 49, Chicago 29	.....Win

**Roof Open, Doors Closed (2-5)**

12/19/10	Dallas 33, Washington 30	.....Win
9/26/11	Dallas 18, Washington 16	.....Win
11/2/14	Arizona 28, Dallas 17	.....Loss
11/8/15	Philadelphia 33, Dallas 27 (OT)	.....Loss

**Roof Open, Doors Closed, cont.**

12/19/15	N.Y. Jets 19, Dallas 16	.....Loss
11/19/17	Philadelphia 37, Dallas 9	.....Loss
11/10/19	Minnesota 28, Dallas 24	.....Loss

**Doors Open, Roof Closed (10-3)**

11/10/09	Dallas 37, Seattle 17	.....Win
11/24/11	Dallas 20, Miami 19	.....Win
11/22/09	Dallas 7, Washington 6	.....Win
10/6/13	Denver 51, Dallas 48	.....Loss
10/19/14	Dallas 31, N.Y. Giants 21	.....Win
10/9/16	Dallas 28, Cincinnati 14	.....Win
12/15/19	Dallas 44, LA Rams 21	.....Win
9/20/20	Dallas 40, Atlanta 39	.....Win
10/4/20	Cleveland 49, Dallas 38	.....Loss
10/10/21	Dallas 30, Dallas 16	.....Win
10/3/21	Dallas 36, Carolina 28	.....Win
11/7/21	Denver 30, Dallas 16	.....Loss
11/14/21	Dallas 43, Atlanta 3	.....Win

**Postseason (3-2)****Fully Closed Stadium (3-2)**

1/9/10	Dallas 34, Philadelphia 14	.....Win
1/4/15	Dallas 24, Detroit 20	.....Win
1/15/17	Green Bay 34, Dallas 31	.....Loss
1/5/19	Dallas 24, Seattle 22	.....Win
1/16/22	San Francisco 23, Dallas 17	.....Loss

# COWBOYS OVERTIME GAMES

The Cowboys have played in 44 regular season overtime games with a record of 23-21 since the NFL adopted the extra session in 1974.

**Score by Quarters**

	1	2	3	4	OT	Total	Winning Score
<i>Sept. 28, 1975 at Texas Stadium</i>	0	3	14	14	0	31	
*St. Louis.....	0	3	14	14	0	31	
<b>DALLAS.....</b>	<b>0</b>	<b>7</b>	<b>21</b>	<b>3</b>	<b>6</b>	<b>37</b>	<b>DuPree 3 pass from Staubach at 7:07</b>
<i>Nov. 2, 1975 at RFK Stadium</i>							
*Dallas.....	0	17	0	7	0	24	
<b>WASHINGTON.....</b>	<b>3</b>	<b>7</b>	<b>7</b>	<b>7</b>	<b>6</b>	<b>30</b>	<b>Kilmer 1 run at 8:26</b>
<i>Sept. 18, 1977 at Metropolitan Stadium</i>							
*Dallas.....	0	3	0	7	6	16	
*MINNESOTA.....	7	0	0	3	0	10	
<i>Oct. 15, 1978 at Busch Stadium</i>							
*Dallas.....	0	7	14	0	3	24	
ST. LOUIS.....	7	7	0	7	0	21	
<i>Dec. 19, 1981 at Giants Stadium</i>							
*Dallas.....	0	0	0	10	0	10	
N.Y. GIANTS.....	0	0	7	3	3	13	
<i>Oct. 9, 1983 at Texas Stadium</i>							
Tampa Bay.....	10	0	7	7	0	24	
<b>DALLAS.....</b>	<b>7</b>	<b>7</b>	<b>3</b>	<b>7</b>	<b>3</b>	<b>27</b>	<b>FG Septien 42 at 10:22</b>
<i>Oct. 21, 1984 at Texas Stadium</i>							
New Orleans.....	0	17	10	0	0	27	
<b>DALLAS.....</b>	<b>3</b>	<b>0</b>	<b>3</b>	<b>21</b>	<b>3</b>	<b>30</b>	<b>FG Septien 41 at 11:18</b>
<i>Nov. 15, 1987 at Sullivan Stadium</i>							
*Dallas.....	7	7	0	3	6	23	
NEW ENGLAND.....	0	7	0	10	0	17	
<i>Nov. 26, 1987 at Texas Stadium</i>							
*Minnesota.....	14	7	7	10	6	44	
DALLAS.....	0	14	10	14	0	38	
<i>Nov. 10, 1991 at The Astrodome</i>							
Dallas.....	10	3	3	7	0	23	
<b>HOUSTON.....</b>	<b>0</b>	<b>10</b>	<b>3</b>	<b>10</b>	<b>3</b>	<b>26</b>	<b>FG Del Greco 23 at 0:29</b>
<i>Jan. 2, 1994 at Giants Stadium</i>							
Dallas.....	3	10	0	0	3	16	
N.Y. GIANTS.....	0	0	10	3	0	13	
<i>Sept. 19, 1994 at Texas Stadium</i>							
*Detroit.....	3	7	7	0	3	20	
DALLAS.....	7	0	3	7	0	17	
<i>Sept. 17, 1995 at Hubert H. Humphrey Metrodome</i>							
*Dallas.....	6	3	0	8	6	23	
MINNESOTA.....	3	7	0	7	0	17	
<i>Nov. 10, 1996 at 3Com Park</i>							
*Dallas.....	0	7	0	10	3	20	
SAN FRANCISCO.....	10	0	0	7	0	17	
<i>Sept. 7, 1997 at Sun Devil Stadium</i>							
*Dallas.....	6	13	3	0	0	22	
ARIZONA.....	0	7	7	8	3	25	
							<b>FG Butler 20 at 6:30</b>

## COWBOYS OVERTIME GAMES, cont.

	Score by Quarters					OT	Total	Winning Score
	1	2	3	4				
<i>Sept. 12, 1999 at Redskins Stadium</i>								
Dallas.....	7	7	0	21	6	—	41	Ismail 76 pass from Aikman at 10:51
*WASHINGTON.....	3	10	22	0	0	—	35	
<i>Oct. 1, 2000 at Ericsson Stadium</i>								
*Dallas.....	0	10	3	0	3	—	16	FG Seder 24 at 11:08
CAROLINA.....	0	10	0	3	0	—	13	
<i>Oct. 29, 2000 at Texas Stadium</i>								
*Jacksonville.....	0	17	0	0	6	—	23	Whitted 37 pass from Brunell at 11:16
DALLAS.....	7	0	3	7	0	—	17	
<i>Nov. 5, 2000 at Veterans Stadium</i>								
Dallas.....	0	7	3	3	0	—	13	
*PHILADELPHIA.....	0	0	0	13	3	—	16	FG Akers 32 at 7:05
<i>Nov. 4, 2001 at Giants Stadium</i>								
*Dallas.....	10	14	0	0	0	—	24	
N.Y. GIANTS.....	0	7	7	10	3	—	27	FG Anderson 42 at 7:55
<i>Oct. 20, 2002 at Sun Devil Stadium</i>								
*Dallas.....	0	0	6	0	0	—	6	
ARIZONA.....	3	3	0	0	3	—	9	FG Gramatica 40 at 3:10
<i>Sept. 15, 2003 at Giants Stadium</i>								
*Dallas.....	7	13	6	6	3	—	35	FG Cundiff 25 at 5:56
N.Y. GIANTS.....	7	0	7	18	0	—	32	
<i>Oct. 16, 2005 at Texas Stadium</i>								
N.Y. Giants.....	3	3	0	7	0	—	13	
*DALLAS.....	0	7	0	6	3	—	16	FG Cortez 45 at 11:13
<i>Nov. 24, 2005 at Texas Stadium</i>								
*Denver.....	7	7	7	0	3	—	24	FG Elam 24 at 13:39
DALLAS.....	7	7	0	7	0	—	21	
<i>Oct. 12, 2008 at University of Phoenix Stadium</i>								
*Dallas.....	0	7	7	10	0	—	24	
ARIZONA.....	7	0	7	10	6	—	30	Beisel 3 blocked punt return at 14:00
<i>Oct. 11, 2009 at Arrowhead Stadium</i>								
Dallas.....	0	3	7	10	6	—	26	Austin 60 pass from Romo at 8:22
*KANSAS CITY.....	0	10	3	7	0	—	20	
<i>Dec. 5, 2010 at Lucas Oil Stadium</i>								
Dallas.....	10	7	10	8	3	—	38	FG Buehler 38 at 7:55
*INDIANAPOLIS.....	0	7	7	21	0	—	35	
<i>Sept. 18, 2011 at Candlestick Park</i>								
Dallas.....	0	7	7	10	3	—	27	FG Bailey 19 at 12:07
*SAN FRANCISCO.....	0	14	7	3	0	—	24	
<i>Nov. 20, 2011 at FedEx Field</i>								
Dallas.....	7	3	0	14	3	—	27	FG Bailey 39 at 5:39
*WASHINGTON.....	0	14	3	7	0	—	24	
<i>Dec. 4, 2011 at University of Phoenix Stadium</i>								
Dallas.....	0	10	3	0	0	—	13	
*ARIZONA.....	3	0	3	7	6	—	19	Stephens-Howling 56 pass from Kolb at 11:43
<i>Nov. 18, 2012 at AT&amp;T Stadium</i>								
Cleveland.....	7	6	0	7	0	—	20	
*DALLAS.....	0	0	3	17	3	—	23	FG Bailey 38 at 6:07
<i>Dec. 16, 2012 at AT&amp;T Stadium</i>								
*Pittsburgh.....	0	10	7	7	0	—	24	
DALLAS.....	3	7	7	7	3	—	27	FG Bailey 21 at 13:36
<i>Dec. 23, 2012 at AT&amp;T Stadium</i>								
New Orleans.....	7	10	7	7	3	—	34	FG Hartley 20 at 10:33
*DALLAS.....	0	14	3	14	0	—	31	
<i>Oct. 5, 2014 at AT&amp;T Stadium</i>								
*Houston.....	0	0	7	10	0	—	17	
DALLAS.....	0	3	7	7	3	—	20	FG Bailey 49 at 5:10
<i>Oct. 27, 2014 at AT&amp;T Stadium</i>								
*Washington.....	3	0	7	7	3	—	20	FG Forbath 40 at 5:17
DALLAS.....	0	7	3	7	0	—	17	
<i>Oct. 4, 2015 at Mercedes-Benz Superdome</i>								
Dallas.....	3	7	3	7	0	—	20	
*NEW ORLEANS.....	7	0	6	7	6	—	26	Spiller 80 pass from Brees at 14:47
<i>Nov. 8, 2015 at AT&amp;T Stadium</i>								
*Philadelphia.....	0	7	7	13	6	—	33	Matthews 41 pass from Bradford at 10:59
DALLAS.....	7	0	7	13	0	—	27	
<i>Oct. 30, 2016 at AT&amp;T Stadium</i>								
Philadelphia.....	3	10	7	3	0	—	23	
*DALLAS.....	7	3	3	10	6	—	29	Witten 5 pass from Prescott at 7:48
<i>Oct. 7, 2018 at NRG Stadium</i>								
*Dallas.....	6	0	7	3	0	—	16	
HOUSTON.....	0	10	3	3	3	—	19	FG Fairbairn 36 at 1:50
<i>Dec. 9, 2018 at AT&amp;T Stadium</i>								
Philadelphia.....	0	0	6	17	0	—	23	
*DALLAS.....	3	3	3	14	6	—	29	Cooper 15 pass from Prescott at 1:55

	Score by Quarters						Total	Winning Score
	1	2	3	4	OT	-		
<i>Oct. 17, 2021 at Gillette Stadium</i>								
<b>DALLAS</b> .....	7	3	7	12	6	-	35	Lamb 35 pass from Prescott at 3:52
*New England.....	14	0	0	15	0	-	29	
<i>Nov. 25, 2021 at AT&amp;T Stadium</i>								
<b>LAS VEGAS</b> .....	14	3	10	6	3	-	36	FG Carlson 29 at 4:12
*Dallas.....	6	7	6	14	0	-	33	
<i>Nov. 13, 2022 at Lambeau Field</i>								
*Dallas.....	0	14	14	0	0	-	28	
<b>GREEN BAY</b> .....	0	14	0	14	3	-	31	FG Crosby 28 at 3:06
<i>Dec. 18, 2022 at TIAA Bank Field</i>								
Dallas.....	7	14	6	7	0	-	34	
*Jacksonville.....	0	7	17	10	6	-	40	Jenkins 52 interception return at 6:52

\*Won toss to begin overtime

Bold indicates Dallas win



# Cowboys in the Hall of Fame

STAFF

PLAYERS

2022 SEASON

RECORDS

PLAYOFF RECORDS

HALL OF FAME

SIDELINES

Twenty-two members of the Pro Football Hall of Fame in Canton, Ohio, have been elected based on their accomplishments with the Cowboys – Bob Lilly in 1980, Roger Staubach in 1985, Tom Landry in 1990, Tex Schramm in 1991, Tony Dorsett and Randy White in 1994, Mel Renfro in 1996, Troy Aikman and Rayfield Wright in 2006, Michael Irvin in 2007, Bob Hayes in 2009, Emmitt Smith in 2010, Deion Sanders in 2011, Larry Allen in 2013, Charles Haley in 2015, Jerry Jones in 2017, Gil Brandt in 2019, Jimmy Johnson and Cliff Harris in 2020, Drew Pearson in 2021 and Chuck Howley and DeMarcus Ware in 2023. In addition, eight others with ties to the Cowboys have also been enshrined in Canton: Herb Adderley (1980), Lance Alworth (1978), Mike Ditka (1988), Forrest Gregg (1977), Tommy McDonald (1998), Terrell Owens (2018), Bill Parcells (2013) and Jackie Smith (1994).



8

## ★ TROY AIKMAN ★ Quarterback, 1989-2000 INDUCTED – 2006

In 12 NFL seasons, Troy Aikman became one of the game's great quarterbacks. As just the third player in NFL history to lead a team to three Super Bowl victories, Aikman rewrote virtually every passing record in Cowboys history. He closed his career with 94 regular season wins, including 90 in the decade of the 1990s – making him the winningest starting quarterback of any decade in NFL history to that point (Joe Montana held the record with 86 wins in the 1980s).

Along with that mark, Aikman held or was tied for 47 Dallas passing records, including the club's career records for attempts (4,715), completions (2,898), passing yards (32,942), touch-downs (165) and completion percentage (61.5% – third best in NFL history at the time of his retirement). He also posted a then club-high 13 regular season 300-yard passing games during his career.

Along the way to these marks, Aikman guided Dallas from the cellar of 1-15 in 1989 to six NFC East titles (1992-96 and 1998), four NFC Championship Games (1992-95) and three Super Bowl titles (XXVII, XXVIII and XXX). He was one of the game's most accurate passers, completing at least 60 percent of his passes in 98-of-165 career games. In the postseason, he reached the 60% completion mark in 12-of-16 games. He completed 70 percent or more of his passes 42 times in his career, with Dallas posting a 37.5 record in those games, and he produced the top six single-season completion percentages in club history.

With his passing accuracy, Aikman was able to establish a club-record with a career interception rate of 2.99% (now held by Tony Romo - 2.7%). Although not known for his fleet feet, Aikman successfully ran for a first down 49-of-72 times on third or fourth down during career. That ability to avoid the sack also allowed him to post the highest career pass attempts per sack ratio (19.2) in team history. Despite winning just one of his first 15 NFL starts, Aikman went on to start a club-record 180 games (165 regular season) at quarterback and post a 105-75 (.583) record, which includes an impeccable 11-4 mark in the postseason – 3-0 in the Super Bowl.

For his career, Aikman led the Cowboys from behind 16 times in the fourth quarter, including six times in the final 2:00. Another six times, he led the team to wins after the score was tied in the fourth quarter. Five of his game-winning drives came in overtime.

In the postseason Aikman truly shined. His four 300-yard passing days were the third best total in NFL history, and he holds the club records for postseason pass attempts (502), completions (320), yards (3,849), and completion percentage (63.7%). In addition, Aikman's 23 career postseason passing touchdowns was just one shy of Staubach's club record of 24.

The first overall choice in the 1989 draft out of UCLA, Aikman completed 64.8 percent of his passes for 5,298 yards and 41 touchdowns while throwing only 17 interceptions in two seasons as the starter. He finished his career as the third rated passer in NCAA history. The All-America led the Bruins to a 20-4 record, including wins in the 1987 Aloha Bowl and the 1989 Cotton Bowl. He transferred to UCLA - where he received his degree in sociology in June, 2009 - after two seasons at Oklahoma (1984-85).


Aikman was born Nov. 21, 1966 in West Covina, Cali.

### AIKMAN'S ACCOMPLISHMENTS:

- ★ 6-Time Pro Bowl selection
- ★ MVP of Super Bowl XXVII
- ★ Super Bowl XXVII, XXVIII and XXX titles
- ★ 3 NFC Titles
- ★ 6 NFC East Titles
- ★ 1997 NFL Man of the Year
- ★ Held or tied for 47 club passing records
- ★ UCLA Hall of Fame

### AIKMAN'S CAREER TOTALS

Year Team	Starting Record	Att	Com	Comp %	Yards	TD	Int	Long	Sacks/Yards	Rating
1989 Dallas.....	0-11	293	155	52.9	1,749	9	18	751	19/155	55.7
1990 Dallas.....	7-8	399	226	56.6	2,579	11	18	611	39/288	66.6
1991 Dallas.....	7-5	363	237	65.3	2,754	11	10	61	32/224	86.7
1992 Dallas.....	13-3	473	302	63.8	3,445	23	14	87	23/112	89.5
1993 Dallas.....	11-3	392	271	69.1	3,100	15	6	80t	26/153	99.0
1994 Dallas.....	10-4	361	233	64.5	2,676	13	12	90	14/69	84.9
1995 Dallas.....	12-4	432	280	64.8	3,304	16	7	50	14/89	93.6
1996 Dallas.....	10-5	465	296	63.7	3,126	12	13	61	18/120	80.1
1997 Dallas.....	6-10	518	292	56.4	3,282	19	12	64t	33/269	78.0
1998 Dallas.....	7-4	315	187	59.4	2,330	12	5	67t	9/58	88.5
1999 Dallas.....	7-7	442	263	59.5	2,964	17	12	90t	19/130	81.1
2000 Dallas.....	4-7	262	156	59.5	1,632	7	14	48	13/91	64.3
<b>Totals.....</b>	<b>94-71</b>	<b>4,715</b>	<b>2,898</b>	<b>61.5</b>	<b>32,942</b>	<b>165</b>	<b>141</b>	<b>90t</b>	<b>259/1,748</b>	<b>81.6</b>
<b>Playoffs</b>										
1991 Dallas.....	0-1	16	11	68.8	114	0	1	25	3/26	63.0
1992 Dallas.....	3-0	89	61	68.5	795	8	0	70	7/43	126.4
1993 Dallas.....	3-0	82	61	74.4	686	5	3	35	7/28	104.0
1994 Dallas.....	1-1	83	53	63.9	717	4	4	94t	5/35	87.3
1995 Dallas.....	3-0	80	53	66.3	717	4	1	47	4/25	106.1
1996 Dallas.....	1-1	65	37	56.9	343	1	4	23	3/26	51.0
1998 Dallas.....	0-1	49	22	44.9	191	1	3	19	4/27	37.0
1999 Dallas.....	0-1	38	22	57.9	286	0	1	45	1/8	70.7
<b>Totals.....</b>	<b>11-5</b>	<b>502</b>	<b>320</b>	<b>63.7</b>	<b>3,849</b>	<b>23</b>	<b>17</b>	<b>94t</b>	<b>34/218</b>	<b>88.3</b>



73

★ LARRY ALLEN ★  
Guard/Tackle, 1994-2005  
INDUCTED – 2013

As a member of the NFL's All-Decade team for the 1990s and 2000s, Larry Allen was widely recognized as one of the NFL's premier offensive linemen, and he established himself as one of the most decorated offensive players in Dallas Cowboys and NFL history.

In 14 NFL seasons since being drafted in the second round out of Sonoma State, Allen was named to more Pro Bowls (10) than any other offensive lineman in Cowboys history. He also earned another Pro Bowl berth in 2006 while finishing his career with the San Francisco 49ers, bringing his Pro Bowl total to 11 selections. He was also named All-Pro seven times, six times at guard (1995-97, 1999-01) and once at tackle (1998). With his Pro Bowl selection at tackle in 1998, he became just the third player in league history to be selected to the Pro Bowl at more than one offensive line position during his career, joining Bruce Matthews (guard/center) and Chris Hinton (guard/tackle).

An ankle injury in the second week of the 2002 season limited Allen to five games and snapped his seven-year string of trips to the Pro Bowl, the fourth-longest streak in club history and the standard for Pro Bowl selections by a Dallas offensive lineman at that time. Allen fully recovered from his injury and earned his eighth Pro Bowl selection in 2003, tying Emmitt Smith as the only Dallas offensive player to be selected to eight Pro Bowls. In 2004 he earned his ninth trip to Hawaii, then made his 10th and final appearance in the annual all-star game as a Cowboy in 2005. Allen is tied with Mel Renfro for the second-most Pro Bowl selections by a Cowboy, trailing Bob Lilly (11) and Jason Witten (11).

He played all but one position along the offensive line in his 12 seasons in Dallas, moving between right tackle (1994), right guard (1995-97), left tackle (1997-98) and left guard (1999-03). During his illustrious career in Dallas, Allen was a member of an offensive unit that posted the four lowest sacks allowed totals in club history with 18 in 1995, 19 in 1996 and 1998, and 20 in 1994. He also played a very important part in Smith's race toward the all-time NFL rushing mark, having blocked for eight of Smith's 11 1,000-yard rushing seasons. Smith gained 11,463 of his 17,162 career yards with Dallas after Allen joined the Cowboys in 1994 and was a pivotal member of the Super Bowl XXX Champion team in 1995.

With a career-best bench press of 700 pounds and a squat lift of 900 pounds, Allen is also considered to be the strongest man to ever play professional football. After missing most of 2002 with a sprained left ankle that required surgery to remove bone spurs, Allen went on to start 48 straight games before signing and playing for two seasons (2006-07) with San Francisco where he started the final 27 games of his career. Allen started 197-of-203 career games played.

#### ALLEN'S ACCOMPLISHMENTS:

- ★ 11-time Pro Bowl selection
- ★ 7-time All Pro
- ★ Super Bowl XXX title
- ★ 2 NFC Championships
- ★ 4 Division Titles
- ★ 1990s and 2000s member of NFL's All-Decade Teams
- ★ Blocked for eight of Emmitt Smith's 11 1,000-yard seasons



*Larry Allen became the second Cowboys offensive lineman selected to both the Pro Football Hall of Fame and the Ring of Honor at AT&T Stadium. He joined Rayfield Wright as the only two.*





★ GIL BRANDT ★  
Vice President of Player Personnel, 1960-88  
INDUCTED – 2019

From the inception of the Dallas Cowboys in 1960, to 13 division titles, two Super Bowl titles and 20 consecutive winning seasons, Gil Brandt was behind the scenes as the man responsible for finding the next Cowboys cornerstone player. Throughout his tenure with the Dallas Cowboys, Brandt oversaw the acquisition of 15 of the 19 players who are currently in the Ring of Honor - including two undrafted free agents in Cliff Harris and Drew Pearson, a pair of seventh round selections in Rayfield Wright and Bob Hayes, and a 10th round draft choice by the name of Roger Staubach. From that group, nine men also earned induction into the Pro Football Hall of Fame.

In 30 years with the Cowboys, Brandt distinguished himself at the top of his profession - as an innovator - and someone who set the standard for excellence in the area of player personnel. Whether it be introducing computers and technology into the player evaluation process, negotiating contracts, or inviting 80 undrafted rookie free agents to training camp every year, Brandt brought new and creative philosophies to player acquisition that were copied by many teams in the NFL - and are still being used today.

Brandt was the first person to introduce computers to scouting. He worked with IBM to build a scoring system that assigned a numerical value to players, giving the Cowboys a more efficient way of evaluating talent. These numerical grades were then stored in punch cards and were input into the IBM mainframe so the Cowboys could average the scores of many scouting reports for a particular player and then assign players ranks. This system helped identify high-value players in the lower rounds of the NFL Draft, such as running back Herschel Walker in the fifth round of the 1985 draft and defensive tackle Chad Hennings in the 11th round of the 1988 draft. Brandt was also able mine NFL talent from unusual places, such as the basketball court or the track and field complex, discovering players like four-time All-Pro cornerback Cornell Green and Pro Football Hall of Fame wide receiver Bob Hayes. Brandt helped field the team that came to win two Super Bowls under Tom Landry by combining these technological advances in scouting and developing the Cowboys system based heavily on numbers and statistics.

In the 30 years that have passed since 1989, Brandt has become one of the greatest ambassadors for not only the Cowboys, but for the entire National Football League. Each year, he works at the NFL Combine, the Super Bowl, the NFL Draft, and at the Pro Football Hall of Fame induction, handling a wide variety of duties. In all, Brandt has been involved with professional football for 60 years, a remarkable achievement that he continues to this day. He is credited with helping to create the NFL Scouting Combine, and he is solely responsible for overseeing player invitations to the NFL draft.

**BRANDT'S ACCOMPLISHMENTS:**

- ★ 20 Consecutive Winning Seasons (1966-85)
- ★ 13 Divisional Titles
- ★ Super Bowl VI and XII Titles
- ★ Helped Create the NFL Scouting Combine
- ★ Modernized Scouting Methods Using Technology
- ★ Drafted Nine Hall of Fame Players





33

## ★ TONY DORSETT ★ Running Back, 1977-87 INDUCTED – 1994

Tony Dorsett arrived in Dallas in 1977 via a draft-day deal the Cowboys swung with the Seattle Seahawks for the sole intention of selecting the Heisman Trophy winner from the University of Pittsburgh. Then Cowboys president and General Manager Tex Schramm paid what seemed like a bundle for the right to draft Dorsett: one first-round, and three second-round choices. Following an 11-year career in Dallas, he indeed proved to be a steal of a deal for an eventual Pro Football Hall of Fame player.

The Dorsett deal paid dividends in his very first year with the Cowboys, as the four-time All-American picked up where he left off in college, rushing for 1,007 yards to earn NFL Offensive Rookie of the Year honors and at the time, set the rushing bar for rookie running backs in Dallas.

"A lot of the people said I wouldn't last in this league," Dorsett said in 1987. "I was the skinny little kid from Aliquippa, Pa., who wasn't supposed to make it."

Dorsett did make it, in fact he became one of the greatest running backs in NFL history. On Sept. 26, 1988 while playing his final NFL season with the Denver Broncos, Dorsett moved into second place on the NFL all-time rushing list with 12,306 rushing yards, and eventually finished his career with 12,739 yards. At the time, Dorsett trailed only Walter Payton when he retired after suffering a knee injury the following summer, but now ranks 10th behind Emmitt Smith, Payton, Frank Gore, Barry Sanders, Adrian Peterson, Curtis Martin, LaDainian Tomlinson, Jerome Bettis and Eric Dickerson.

By the time Dorsett completed his 12-year career, he had collected a victory in Super Bowl XII, four Pro Bowl selections, one All-Pro honor and three All-NFC selections.

One of the most notable moments of Dorsett's career came on Jan. 2, 1983, before a Monday Night Football television audience playing against the Minnesota Vikings. Dorsett received a handoff from quarterback Danny White and proceeded to run 99-yards for a touchdown, thus recording an unbreakable NFL record. Dorsett's greatest season came in 1981 when he rushed for 1,646 yards, a franchise record at the time, a total that now ranks fourth all-time.

"When he came to us, we hadn't had a strong running attack for about three years," Hall of Fame quarterback Roger Staubach once said. "Tony Dorsett is one of the greatest backs in NFL history."

Dorsett was the Heisman Trophy winner in 1976 and was the first Pitt football player to have his jersey retired. Dorsett left Pitt as a four-time All-American and four-time 1,000-yard rusher. His final collegiate highlight was a 27-3 victory over Georgia in the Sugar Bowl to claim the national title.

In 1994 Dorsett became the ninth Cowboys player inducted into the Ring of Honor, and that same year he was inducted into the Pro Football Hall of Fame.

He was born April 7, 1954, in Rochester, Pa.

### DORSETT'S ACCOMPLISHMENTS:

- ★ 4-Time Pro Bowl selection
- ★ 1-Time All-Pro
- ★ NFL Offensive Rookie of the Year
- ★ 3 All-NFC selections
- ★ Super Bowl XII Title
- ★ NFL Record 99-yard TD Run (Jan. 3, 1983 at Minnesota)
- ★ 10th All-Time NFL Career Rushing (12,739)
- ★ 1976 Heisman Trophy (University of Pittsburgh)

### DORSETT'S CAREER TOTALS

Year Team	GP	RUSHING						RECEIVING				
		Att	Yds	Avg	Long	TD	Rec	Yds	Avg	Long	TD	
1977 Dallas	14	208	1,007	4.8	84t	12	29	273	9.4	23	1	
1978 Dallas	16	290	1,325	4.6	63	7	37	378	10.2	91t	2	
1979 Dallas	14	250	1,107	4.4	41	6	45	375	8.3	32	1	
1980 Dallas	15	278	1,185	4.3	56	11	34	263	7.7	27	0	
1981 Dallas	16	342	1,646	4.8	75t	4	32	325	10.2	73t	2	
1982 Dallas	9	177	745	4.2	99t	5	24	179	7.5	18	0	
1983 Dallas	16	289	1,321	4.6	77	8	40	287	7.2	24	1	
1984 Dallas	16	302	1,189	3.9	31t	6	51	459	9.0	68t	1	
1985 Dallas	16	305	1,307	4.3	60t	7	46	449	9.8	56t	3	
1986 Dallas	13	184	748	4.1	33	5	25	267	10.7	30t	1	
1987 Dallas	12	130	456	3.5	24	1	19	177	9.3	33	1	
1988 Denver	16	181	703	3.9	26	5	16	122	7.6	16	0	
<b>Totals</b>	<b>173</b>	<b>2,936</b>	<b>12,739</b>	<b>4.3</b>	<b>99t</b>	<b>77</b>	<b>398</b>	<b>3,554</b>	<b>8.9</b>	<b>91t</b>	<b>13</b>	



# 94 ★ CHARLES HALEY ★

## Defensive End, 1992-1996

### INDUCTED – 2015

One of the most gifted pass rushers in his time in the NFL, Charles Haley left Dallas as the only player in league history to collect five Super Bowl rings. A mainstay on the Cowboys defensive line since arriving in Dallas via a trade with San Francisco in 1992, Haley earned his final ring in a 27-17 win over Pittsburgh in Super Bowl XXX. As a starter on Super Bowl contenders from his first day in the league, Haley played on 11 playoff teams in his 12 years in the league. Haley joined the San Francisco 49ers in 1986 as the team's fourth round draft pick (96th overall) and developed into one of the NFL's most devastating pass rushers during a career split between the 49ers and Cowboys.

Haley was a member of two 49ers championship teams (Super Bowls XXIII and XXIV) before his trade to Dallas. He earned three more Super Bowl rings during his first four seasons with the Cowboys.

Haley began his NFL career at linebacker and led San Francisco in sacks in each of his first six seasons. He recorded four double-digit sack totals with the 49ers, including 12.0 sacks as a rookie and a career-high and NFC-leading 16.0 sacks in 1990. He was moved to defensive end after his trade to Dallas and continued to excel at pressuring the quarterback. He added two more double-digit sack seasons in 1994 (12.5) and 1995 (10.5). Haley then suffered a serious back injury in 1996 that limited him to just five games. He retired after undergoing surgery. However, after a two-year hiatus, Haley re-signed with the 49ers as a backup defensive end for two playoff games in 1998. He came back to play one final season in 1999 and added 3.0 sacks to his career total.

When he walked away for the final time, Haley had amassed 100.5 sacks during his 169-game career. He was twice named NFC Defensive Player of the Year (1990 and 1994), voted to five Pro Bowls and named All-Pro two times, once as a linebacker and once as a defensive end. He played in six NFC championship games over a seven-season period. He started at left outside linebacker for the 49ers in the 1988, 1989, and 1990 games and at right defensive end for the Cowboys in the conference championships in 1992, 1993, and 1994. He was inactive for the Cowboys victory in the 1995 NFC Championship Game.

Haley was a member of 10 division championship teams during his 12-season NFL career. His final season marked the only year he played on a team with a losing record. Prior to that, the fewest number of wins in a season any 49ers and Cowboys team recorded with Haley on the roster was 10.

#### HALEY'S ACCOMPLISHMENTS:

- ★ Super Bowl XIII, XXIV, XXVII, XXVIII and XXX titles
- ★ 5-time Pro Bowl selection
- ★ 2-time All Pro
- ★ 19th player in NFL history to top 100.0 career sacks
- ★ 2-time NFC Defensive Player of the Year (1990 and 1994)

#### HALEY'S CAREER TOTALS

Year Team	GP-GS	DEFENSE								INTERCEPTIONS					FUMBLES REC					
		ST	AT	TT	Sks	Tk/	Prs	PBU	FF	No	Yds	Avg	Lg	TD	No	Yds	Avg	Lg	TD	
1986 San Francisco	16-1	49	10	--	59	12.0	-	-	3	4	1	8	8.0	8	0	1	0	0.0	0	0
1987 San Francisco	12-2	21	4	--	25	6.5	-	-	3	1	0	0	0.0	0	0	0	0	0.0	0	0
1988 San Francisco	16-14	50	19	--	69	11.5	-	-	4	1	0	0	0.0	0	0	2	0	0.0	0	0
1989 San Francisco	16-16	43	14	--	57	10.5	-	-	6	3	0	0	0.0	0	0	1	3	3.0	3t	1
1990 San Francisco	16-16	52	6	--	58	16.0	-	-	9	3	0	0	0.0	0	0	1	0	0.0	0	0
1991 San Francisco	14-14	46	7	--	53	7.0	-	-	6	2	0	0	0.0	0	0	1	3	3.0	3	0
1992 Dallas.....	15-13	21	18	--	39	6.0	2(-3)	42	2	2	0	0	0.0	0	0	0	0	0.0	0	0
1993 Dallas.....	14-11	30	11	--	41	4.0	6(-17)	28	2	3	0	0	0.0	0	0	1	0	0.0	0	0
1994 Dallas.....	16-16	49	19	--	68	12.5	9(-22)	52	2	3	1	1	1.0	1	0	0	0	0.0	0	0
1995 Dallas.....	13-11	30	5	--	35	10.5	1(-3)	33	1	2	0	0	0.0	0	0	0	0	0.0	0	0
1996 Dallas.....	5-5	7	0	--	7	1.0	2(-6)	5	0	1	0	0	0.0	0	0	0	0	0.0	0	0
1998 San Francisco...	0-0	0	0	--	0	0.0	-	-	0	0	0	0	0.0	0	0	0	0	0.0	0	0
1999 San Francisco	16-0	7	1	--	8	3.0	-	-	3	0	0	0	0.0	0	0	0	0	0.0	0	0
<b>Totals .....</b>	<b>169-119</b>	<b>405</b>	<b>114</b>	<b>--</b>	<b>519</b>	<b>100.5</b>	<b>20(-51)</b>	<b>160</b>	<b>41</b>	<b>25</b>	<b>2</b>	<b>9</b>	<b>4.5</b>	<b>8</b>	<b>0</b>	<b>7</b>	<b>6</b>	<b>0.6</b>	<b>3t</b>	<b>1</b>



43

## ★ CLIFF HARRIS ★ Safety, 1970-79 INDUCTED - 2020

Arriving in Dallas in 1970 as an undrafted free agent from tiny Ouachita Baptist in Arkansas, Cliff Harris went on to crack the starting lineup as a rookie, before missing time to military service. Harris then started the next nine consecutive years and earned six consecutive Pro Bowls and was named to four straight All-NFL teams.

A key member of two Super Bowl winning teams, and teams that earned three more trips to Super Bowls in the 70s, Harris was at his best in the postseason, finishing his career with six interceptions in 21 playoff games and earned a spot on the 1970s NFL All-Decade Team.

Harris, who earned the nickname "Captain Crash" by his teammates for his punishing hits and reckless pursuit of ball carriers, finished his 10-year Cowboys career with 29 interceptions and 16 fumble recoveries - tied for second in team history. Harris also guided the defense to a top-10 finish in each of his 10 seasons with Dallas, including the best defense in the league in 1977. When he retired, his 29 interceptions ranked fifth on the team's all-time interceptions list.

Early in his career, Harris saw time returning kickoffs and punts, averaging a career-best 28.4 yards-per-kickoff return in 1971. Over the five years in which he saw time as a returner (1970-74), he took back 63 kickoffs for 1,622 yards (25.7) and 66 punts for 418 yards (6.3) with 29 fair catches.

He led or tied for the team lead in interceptions three times (1974, 1977, 1979), kickoff returns twice (1971-72) and punt returns (1971-72), and his six postseason interceptions rank third in Cowboys history.

Upon retiring, Harris' name popped up on a few league records - tied for the most Super Bowl games by an individual (five), most postseason fumble recoveries (four) and tied for the most postseason games (21).

Harris was also inducted into the NAIA Hall of Fame in Kansas City in 1978.

### HARRIS' ACCOMPLISHMENTS:

- ★ 6-Time Pro Bowl selection
- ★ 4 All-NFL Teams
- ★ Super Bowl VI and XII titles
- ★ 5 Super Bowl appearances
- ★ 7 NFC East titles
- ★ 7 NFC Championship Games
- ★ 1970s All-Decade Team
- ★ 22.1 yards-per-kickoff return, club playoff record
- ★ 4 postseason fumble recoveries, club playoff record
- ★ Tied for second in club history with 16 fumble recoveries

### HARRIS' CAREER TOTALS

Year Team	GP-GS	INTERCEPTIONS					DEFENSE FUMBLES REC					KICKOFF RETURNS					PUNT RETURNS						
		No	Yds	Avg	Lg	TD	No	Yds	Avg	Lg	TD	No	Yds	Avg	Lg	TD	No	Yds	Avg	FC	Lg	TD	
1970 Dallas.....	11-5	2	66	33.0	60	0	3	31	10.3	31	0	1	22	22.0	22	0	0	0	0.0	0	0	0	0
1971 Dallas.....	14-11	2	0	0.0	0	0	3	-6	-2.0	-6	0	29	823	28.4	77	0	17	129	7.6	8	35	0	
1972 Dallas.....	14-14	3	40	13.3	23	0	2	13	6.5	13	0	26	615	23.7	44	0	19	78	4.1	16	21	0	
1973 Dallas.....	14-14	2	9	4.5	5	0	0	0	0.0	0	0	6	148	24.7	33	0	3	20	6.7	3	12	0	
1974 Dallas.....	14-14	3	8	2.7	8	0	2	36	18.0	19	0	1	14	14.0	14	0	26	193	7.4	2	19	0	
1975 Dallas.....	14-14	3	58	19.3	27	1	2	0	0.0	0	0	0	0	0.0	0	0	0	0	0.0	0	0	0	
1976 Dallas.....	14-12	3	32	10.7	29	0	0	0	0.0	0	0	0	0	0.0	0	0	0	0	0.0	0	0	0	
1977 Dallas.....	14-14	5	7	1.4	7	0	0	0	0.0	0	0	0	0	0.0	0	0	1	-2	-2.0	0	-2	0	
1978 Dallas.....	16-16	4	26	6.5	23	0	2	17	8.5	17	0	0	0	0.0	0	0	0	0	0.0	0	0	0	
1979 Dallas.....	16-16	2	35	17.5	20	0	2	0	0.0	0	0	0	0	0.0	0	0	0	0	0.0	0	0	0	
<b>Totals .....</b>	<b>141-130</b>	<b>29</b>	<b>281</b>	<b>9.7</b>	<b>60</b>	<b>1</b>	<b>16</b>	<b>91</b>	<b>5.7</b>	<b>31</b>	<b>0</b>	<b>63</b>	<b>1,622</b>	<b>25.7</b>	<b>77</b>	<b>0</b>	<b>66</b>	<b>418</b>	<b>6.3</b>	<b>29</b>	<b>35</b>	<b>0</b>	
<b>Playoffs</b>																							
1970 Dallas.....	3-0	0	0	0.0	0	0	1	0	0.0	0	0	1	18	18.0	18	0	0	0	0.0	0	0	0	
1971 Dallas.....	3-3	2	32	16.0	30	0	0	0	0.0	0	0	2	40	20.0	21	0	1	1	1.0	2	1	0	
1972 Dallas.....	2-2	0	0	0.0	0	0	1	0	0.0	0	0	5	112	22.4	33	0	0	0	0.0	0	0	0	
1973 Dallas.....	2-2	0	0	0.0	0	0	1	0	0.0	0	0	3	73	24.3	34	0	0	0	0.0	0	0	0	
1974 Dallas.....	0-0	0	0	0.0	0	0	0	0	0.0	0	0	0	0	0.0	0	0	0	0	0.0	0	0	0	
1975 Dallas.....	3-3	1	22	22.0	22	0	0	0	0.0	0	0	0	0	0.0	0	0	3	14	4.7	0	9	0	
1976 Dallas.....	1-1	0	0	0.0	0	0	0	0	0.0	0	0	0	0	0.0	0	0	0	0	0.0	0	0	0	
1977 Dallas.....	3-3	0	0	0.0	0	0	1	0	0.0	0	0	0	0	0.0	0	0	0	0	0.0	0	0	0	
1978 Dallas.....	3-3	2	27	13.5	22	0	0	0	0.0	0	0	0	0	0.0	0	0	0	0	0.0	0	0	0	
1979 Dallas.....	1-1	1	22	22.0	22	0	0	0	0.0	0	0	0	0	0.0	0	0	0	0	0.0	0	0	0	
<b>Totals .....</b>	<b>21-18</b>	<b>6</b>	<b>103</b>	<b>17.2</b>	<b>30</b>	<b>0</b>	<b>4</b>	<b>0</b>	<b>0.0</b>	<b>0</b>	<b>0</b>	<b>11</b>	<b>243</b>	<b>22.1</b>	<b>34</b>	<b>0</b>	<b>4</b>	<b>15</b>	<b>3.8</b>	<b>2</b>	<b>9</b>	<b>0</b>	



22

## ★ BOB HAYES ★ Wide Receiver, 1965-74 INDUCTED – 2009

In his 10 seasons with the Dallas Cowboys, "Bullet" Bob Hayes revolutionized the wide receiver position and the way defenses would play in the NFL. He began his 11-year NFL career after winning two Olympic gold medals at the 1964 Olympic Games in Tokyo, Japan. He tied the world record (10.06 seconds) in the 100-meter dash and claimed his second gold medal running the anchor leg of the 400-meter relay to earn the title of "The World's Fastest Human." He arrived in Dallas in similar fashion to become – and remain – the only rookie in franchise history to ever lead the team in receptions (46), receiving yards (1,003) and a rookie club record of 12 touchdown catches. His 12 touchdown receptions as a rookie are currently tied for fifth in league history. His speed and threat of being able to go long forced teams to install the zone defense to corral Hayes.

Hayes finished his Cowboys career with 365 catches (eighth), for 7,295 yards (sixth) and 71 touchdowns (second). In club record books, Hayes still holds team receiving marks for most points in a game (24, tied), most touchdowns in a game (four, tied), longest reception (95t), highest career receiving average (20.0), highest single-season receiving average (26.1), touchdowns in a season by a rookie (12) and touchdowns in a game (four, tied).

Hayes was also a threat as a punt returner, returning 104 punts (fifth in team history) for 1,158 yards (fourth) and three touchdowns (tied for second). His 11.1 yard-per-return average is second in team record books only to Deion Sanders (13.3).

Hayes was a three-time Pro Bowl selection and became just the third rookie in club history (Don Perkins – 1961 and Mel Renfro – 1964) to be named to the Pro Bowl. He also earned All-Pro selections four times (1965-68) and was inducted into the Dallas Cowboys Ring of Honor in a halftime celebration against San Diego on Sept. 23, 2001.

Hayes split his time between football and track and field at Florida A&M where he became famous as the "World's Fastest Human." In 1963 he set the world record (9.1 seconds) in the 100-yard dash, a record that stood for 11 years.

Hayes was born December 20, 1942.

### HAYES' ACCOMPLISHMENTS:

- ★ 3-Time Pro Bowl selection
- ★ Super Bowl VI title
- ★ 2 Eastern Conference Titles
- ★ 2 NFC East titles
- ★ 2 NFC titles
- ★ Holds or tied for 15 club records
- ★ 2 Capitol Division Titles
- ★ Won two Olympic gold medals at the 1964 Olympic Games in Tokyo, Japan
- ★ He tied the then world record (10.06 seconds) in the 100-meter dash

### HAYES' CAREER TOTALS

Year Team	GP	RECEIVING					PUNT RETURNS					
		Rec	Yds	Avg	Long	TD	Ret	Yds	Avg	FC	Long	TD
1965 Dallas.....	13	46	1,003	21.8	82t	12	12	153	12.8	2	47	0
1966 Dallas.....	14	64	1,232	19.3	95t	13	17	106	6.2	4	18	0
1967 Dallas.....	13	49	998	20.4	64t	10	24	276	11.5	6	69t	1
1968 Dallas.....	14	53	909	17.2	54t	10	15	312	20.8	10	90t	2
1969 Dallas.....	10	40	746	18.7	67t	4	18	178	9.9	5	50	0
1970 Dallas.....	13	34	889	26.1	89t	10	15	116	7.7	7	34	0
1971 Dallas.....	14	35	840	24.0	85t	8	1	5	5.0	0	5	0
1972 Dallas.....	12	15	200	13.3	29	0	0	0	0.0	0	0	0
1973 Dallas.....	13	22	360	16.4	47	3	0	0	0.0	0	0	0
1974 Dallas.....	12	7	118	16.9	35t	1	2	11	5.5	0	6	0
1975 San Francisco	4	6	119	19.8	36	0	0	0	0.0	0	0	0
<b>Totals .....</b>	<b>132</b>	<b>371</b>	<b>7,414</b>	<b>20.0</b>	<b>95t</b>	<b>71</b>	<b>104</b>	<b>1,158</b>	<b>11.1</b>	<b>34</b>	<b>90t</b>	<b>3</b>
<b>Playoffs</b>												
1966 Dallas.....	1	1	1	1.0	1	0	3	-9	-3.0	0	1	0
1967 Dallas.....	2	8	160	20.0	86t	1	3	141	47.0	2	68	0
1968 Dallas.....	1	5	83	16.6	29	0	0	0	0.0	2	0	0
1969 Dallas.....	1	4	44	11.0	17	0	0	0	0.0	0	0	0
1970 Dallas.....	3	2	61	30.5	41	0	4	17	4.3	2	8	0
1971 Dallas.....	3	7	76	10.9	18	1	2	2	1.0	3	3	0
1972 Dallas.....	2	1	13	13.0	13	0	0	0	0.0	0	0	0
1973 Dallas.....	2	3	54	18.0	29	0	0	0	0.0	0	0	0
<b>Totals .....</b>	<b>15</b>	<b>31</b>	<b>492</b>	<b>15.9</b>	<b>86t</b>	<b>2</b>	<b>12</b>	<b>151</b>	<b>12.6</b>	<b>9</b>	<b>68</b>	<b>0</b>



54

★ CHUCK HOWLEY ★  
Linebacker, 1961-73  
INDUCTED – 2023

By the time Chuck Howley retired in 1973, legendary Hall of Fame coach Tom Landry said, "I don't know that I've seen anybody better at linebacker than Howley."

Howley almost didn't play professional football for 15 years. He originally retired from the game after two seasons with the Chicago Bears (1958-59) following a knee injury that cost him the entire 1960 season.

Still passionate about the game, Howley decided to test his knee injury at an alumni game at his alma mater, West Virginia, in 1961. His performance in the alumni game reenergized his appetite for football, and the following season he was traded from Chicago to the Dallas Cowboys, a franchise about to embark on their second season, for two future draft picks.

Howley, who was eligible for the Hall of Fame for more than 40 years, spent his final 13 seasons in Dallas (1961-73) as a leader on the Doomsday Defense. He played in two NFL Championship games and two Super Bowls. A five-time All-Pro and six-time Pro Bowler, Howley intercepted 25 passes and recovered 18 fumbles in 180 career regular season games.

In the Cowboys 13-16 loss to the Baltimore Colts in Super Bowl V, Howley intercepted two passes and recovered a fumble en route to winning Super Bowl MVP. To this day, Howley is still the only player in NFL history to be named Super Bowl MVP from the losing team.

One year later in the 1971 season, Howley led the Cowboys with an interception and fumble recovery while Dallas claimed its first Super Bowl title in a 24-3 win over the Miami Dolphins in Super Bowl VI.

Howley was a five-sport letterman at West Virginia, including the Southern Conference one-meter diving champion, a sprinter on the track team, and he excelled in gymnastics and wrestling. In football, Howley was All-Southern Conference for three years and was named Southern Conference Athlete of the Year his junior year.

He was the fourth player in franchise history to be inducted into the Ring of Honor during halftime of the Cowboys-Lions game on Oct. 30, 1977.

Howley was born June 28, 1936.

#### HOWLEY'S ACCOMPLISHMENTS:

- ★ 6-Time Pro Bowl selection
- ★ 5-Time All-Pro
- ★ Super Bowl V title
- ★ Only player from the losing team to win Super Bowl MVP
- ★ 2 NFC titles



**Chuck Howley** was named Super Bowl MVP in the Cowboys 13-16 loss to the Baltimore Colts in Super Bowl V, the only player in NFL history to earn Super Bowl MVP honors in a loss.



88

## ★ MICHAEL IRVIN ★ Wide Receiver, 1988-99 INDUCTED – 2007

Despite having his career cut short due to a spine injury, Michael Irvin left the NFL following the 1999 season owning or tied for 20 Cowboys receiving records. Those marks included career receptions (750), yardage (11,904) and 100-yard receiving games (47). During his illustrious career, Irvin also etched his name in the NFL record books. In league history, only Jerry Rice (12) and Steve Largent (eight) had recorded more 1,000-yard receiving seasons than the seven produced by Irvin at the time of his retirement. His 11 100-yard receiving games during the 1995 season is still the NFL standard, as is the seven consecutive 100-yard games he produced that same year. Irvin's 47 career 100-yard receiving games are tied for 10th in NFL history, and the Cowboys posted a 36-11 record when Irvin topped the 100-yard mark. In the 1990s, Irvin's consistent ability to achieve at the highest level established his place among the game's elite receivers. He finished his career tied with Charlie Joiner for 10th in NFL history on the all-time reception list, and he was ninth in league history in receiving yardage.

Irvin was selected to five Pro Bowls between 1991-98, giving him two more Pro Bowl appearances than any other wide receiver in club history. He is one of only two Cowboys players (Jason Witten 2007-11) to top 75 catches in five straight seasons (1991-1995), and his reception and yardage totals for six of the years between 1991-98 represent six of the top nine single-season performances in club history: 1997 (75 receptions for 1,180 yards); 1995 (111 for 1,603); 1994 (79 for 1,241), 1993 (88 for 1,330), 1992 (78 for 1,396) and 1991 (93 for 1,523). Irvin also stands alone as the club record holder in terms of most consecutive seasons leading the team in receptions (eight, 1991-98) and most total seasons leading the club in receptions (eight). He led or tied for the team lead in catches in 85 of his last 130 regular season games. Including playoff games, he had a catch of 20-yards-or-more in 121 of the 175 NFL games he played. Irvin's career receiving average of 15.9 is the fourth highest in team history, and he is fourth on the club's all-time receiving touchdown list with 65 - trailing Dez Bryant (73), Witten (72) and Bob Hayes (71).

Of his 750 career regular season catches, 95 went for 20-29 yards, 38 for 30-39, 18 for 40-49, 10 for 50-59 and nine for 60 yards-or-more. After entering the League in 1988, he started 147-of-159 regular season games (163-of-175 including playoffs). Irvin did not miss a start due to injury after the 1990 season, when he was overcoming a 1989 knee injury. Always a clutch performer, he became Troy Aikman's go-to-guy on third or fourth down and prospered, leading the team in catches on third or fourth down for first downs in '92 (22), '93 (16), '94 (20), '95 (27), '97 (23) and '98 (16). He had 165 first down catches on third or fourth down in his last 121 games and 185 after returning from the knee injury in 1990.

His performance in the postseason was every bit as impressive as his consistent play throughout the regular season. His six career 100-yard receiving days in the postseason are two shy of the NFL mark of eight by Jerry Rice. Irvin's 87 postseason receptions place him sixth in NFL playoff history, and his 1,315 postseason receiving yards rank second in league annals behind Rice (2,245).

Irvin was the 11th overall choice in 1988 draft out of Miami, Florida, where in just three seasons as a starter he set career records for catches (143), receiving yards (2,423) and touchdown receptions (26).

Irvin was born March 3, 1966.

### IRVIN'S ACCOMPLISHMENTS:

- ★ 5-Time Pro Bowl selection
- ★ Super Bowl XXVII, XXVIII and XXX titles
- ★ 3 NFC Titles
- ★ 6 NFC East Titles
- ★ Held or tied for 20 club receiving records
- ★ 1991 NFL Alumni Wide Receiver of the Year
- ★ 1992 Pro Bowl Most Valuable Player
- ★ Set an NFL record with 11 100-yard receiving games in 1995

### IRVIN'S CAREER TOTALS

Year Team	GP-GS	RECEIVING				
		Rec	Yds	Avg	Long	TD
1988 Dallas.....	14-10	32	654	20.4	61t	5
1989 Dallas.....	6-6	26	378	14.5	65t	2
1990 Dallas.....	12-7	20	413	20.7	61t	5
1991 Dallas.....	16-16	93	1,523	16.4	66t	8
1992 Dallas.....	16-14	78	1,396	17.9	87t	7
1993 Dallas.....	16-16	88	1,330	15.1	61t	7
1994 Dallas.....	16-16	79	1,241	15.7	65t	6
1995 Dallas.....	16-16	111	1,603	14.4	50	10
1996 Dallas.....	11-11	64	962	15.0	61	2
1997 Dallas.....	16-16	75	1,180	15.7	55	9
1998 Dallas.....	16-15	74	1,057	14.3	51	1
1999 Dallas.....	4-4	10	167	16.7	37t	3
<b>Totals .....</b>	<b>159-147</b>	<b>750</b>	<b>11,904</b>	<b>15.9</b>	<b>87t</b>	<b>65</b>
<b>Playoffs</b>						
1991 Dallas.....	2-2	9	167	18.6	25	0
1992 Dallas.....	3-3	18	288	16.0	33	2
1993 Dallas.....	3-3	16	215	13.4	27	1
1994 Dallas.....	2-2	18	303	16.8	53t	2
1995 Dallas.....	3-3	13	185	14.2	36t	3
1996 Dallas.....	2-2	9	125	13.9	22	0
1998 Dallas.....	1-1	4	32	8.0	11	0
<b>Totals .....</b>	<b>16-16</b>	<b>87</b>	<b>1,315</b>	<b>15.1</b>	<b>53</b>	<b>8</b>





## ★ JIMMY JOHNSON ★

### Head Coach, 1989-93

### INDUCTED – 2020

Jimmy Johnson was named the first Cowboys head coach under then new owner Jerry Jones in 1989. He arrived in the pro ranks after a very successful collegiate coaching career that included a national championship with the University of Miami.

In five seasons with the Cowboys, Johnson guided the team to two Super Bowl championships. In his first season in Dallas, Johnson's team finished 1-15, then 7-9 in 1990 before making a return to the playoffs in 1991 with an 11-5 finish.

The Cowboys then returned to the top of the NFL in 1992 and 1993 with back-to-back Super Bowl titles. Both seasons, Dallas claimed NFC Eastern Division titles, defeated the San Francisco 49ers in the NFC Championship game and overcame the Buffalo Bills in the Super Bowl.

On a personal front, Johnson was named NFL Coach of the Year by the Associated Press following the 1990 season after the team posted a 7-9 finish, narrowly missing the postseason by one game.

Johnson's 1992 team finished with a team-record 13 wins en route to an NFC Eastern Division crown. Dallas beat the Eagles in the Divisional round, followed by a win over the 49ers in the NFC Conference Championship. Dallas' return to the Super Bowl was highlighted by a 52-17 win over the Bills - the team's first league title since the 1977 season.

The following season, the defending NFL champion Dallas Cowboys entered the playoffs as the NFC's number one seed with 12-4 regular season finish. Dallas handed the Green Bay Packers a loss, then beat the 49ers to earn a rematch with the Bills in Super Bowl XXVIII. The Cowboys dealt Buffalo a 30-13 loss to claim Dallas' fourth Super Bowl championship.

Johnson left Dallas after compiling a 44-36 regular season record (.550 winning percentage) and an impressive 7-1 postseason mark (.875). He coached 10 Pro Bowl players who earned a combined 22 Pro Bowl selections in his five seasons in Dallas. Johnson also coached five future Hall of Famers in the peak of their careers - Troy Aikman, Larry Allen, Charles Haley, Michael Irvin and Emmitt Smith.

He returned to the NFL sidelines as the head coach of the Miami Dolphins (1996). After Miami finished 8-8 in Johnson's first year, the club strung together three consecutive winning seasons and playoff berths. Johnson's best season in Miami came in 1998 when his defense led the league in fewest points allowed (265) and led the league in interceptions (29), finishing with a 10-6 record.

In total, Johnson's regular season NFL record was 80-64, and his club's were 9-4 in the playoffs for an overall mark of 89-68-0.

#### JOHNSON'S ACCOMPLISHMENTS:

- ★ Super Bowl XXVII and XXVIII Titles
- ★ Three playoff appearances in five years
- ★ 1990 NFL Coach of the Year
- ★ 7-1 postseason record (.850)

#### JOHNSON'S CAREER TOTALS

Year Team	W	L	T	Pct	Place	Playoffs
1989 Dallas .....	1	15	0	.063	5 NFC-East	-
1990 Dallas .....	7	9	0	.438	4 NFC-East	-
1991 Dallas .....	11	5	0	.688	1 NFC-East	1-1
1992 Dallas .....	13	3	0	.813	1 NFC-East*	3-0
1993 Dallas .....	12	4	0	.750	1 NFC-East*	3-0
<b>Cowboys Total .....</b>	<b>44</b>	<b>36</b>	<b>0</b>	<b>.550</b>		<b>7-1</b>
1996 Miami .....	8	8	0	.50	4 AFC-East	-
1997 Miami .....	9	7	0	.625	2 AFC-East	0-1
1998 Miami .....	10	6	0	.438	2 AFC-East	1-1
1999 Miami .....	9	7	0	.467	3 AFC-East	1-1
<b>Dolphins Total .....</b>	<b>36</b>	<b>28</b>	<b>0</b>	<b>.563</b>		<b>2-3</b>
<b>Career Total .....</b>	<b>80</b>	<b>64</b>	<b>0</b>	<b>.556</b>		<b>9-4</b>

\* Super Bowl Victories





★ **JERRY JONES** ★  
**Owner/President/General Manager, 1989-Present**  
**INDUCTED – 2017**

Recognized around the NFL as one of his era's most influential and passionate owners, Jerry Jones was selected for induction to the Pro Football Hall of Fame as a contributor in February of 2017.

In addition to becoming the first NFL owner to lead his franchise to three Super Bowl titles (1992, 93 and 95) in a four year period of time, Jones' efforts in the areas of sports marketing, promotion, stadium development, and network television negotiations created a lasting imprint on the landscape of the NFL and the American sports culture.

Since his purchase of the Cowboys in 1989, the team has won 10 division titles, while advancing to the postseason 14 times and reaching the NFC Championship game four times.

As Dallas' general manager, Jones has overseen personnel efforts that include the acquisition of 50 different players who have combined for a collective total of 147 Pro Bowl appearances. Six Cowboys players from Jones' tenure of ownership have been inducted into the Pro Football Hall of Fame – Troy Aikman, Michael Irvin, Emmitt Smith, Deion Sanders, Larry Allen and Charles Haley - while Jones has served as the presenter for three of those men: Irvin, Smith and Allen.

The lasting landmarks to Jones' legacy of promoting and protecting the future of the sport of football can be seen in the conception and construction of AT&T Stadium in Arlington, Texas and The Star in Frisco, Texas. The stadium, which opened in 2009, has a capacity of over 100,000 and is the largest and most technologically sound indoor/outdoor stadium in the world. The Star, which serves as the world training headquarters for the Dallas Cowboys, is a state-of-the-art venue that enjoys a first-of-its-kind partnership with its surrounding community in Frisco, Texas, and the young men and women who compete in athletics at the high school and youth sports levels.

On the league level, Jones has served lengthy stints on nearly every significant NFL ownership committee, including the Competition Committee, the Broadcast Committee, the Management Council's Executive Committee, the Health and Safety Advisory Committee, and he is currently the chairman of the NFL Network and Pro Football Hall of Fame Committees.

Born on October 13, 1942, Jones' connections to the game of football go back to his playing days at North Little Rock High School. He then earned a scholarship to play at the University of Arkansas where he was a co-captain of the 1964 Razorbacks' national championship team.

Jones, who became the 15th NFL owner to be selected for induction into the Hall of Fame, is the only man in football history to both play for a collegiate national championship football team and own a Super Bowl winning club.

Jones was born on Oct. 13, 1942 in Los Angeles, Calif.

**JONES' ACCOMPLISHMENTS:**

- ★ Super Bowl XXVII, XXVIII and XXX Titles
- ★ A collective total of more than 100 years served on 15 different NFL ownership committees (1989-present)
- ★ Opening of AT&T Stadium in Arlington, TX (2009)
- ★ Sports Executive of the Year, SBJ (2009)
- ★ AT&T Stadium, SBJ's Sports Facility of the Year (2009)
- ★ NFL Executive of the Year, PFWA (2014)
- ★ Opening of The Star in Frisco, TX (2016)
- ★ Lifetime Achievement Award Winner, SBJ (2017)
- ★ Partnership with Salvation Army (1997-present)





## ★ TOM LANDRY ★ Head Coach, 1960-88 INDUCTED – 1990

Tom Landry paced the sidelines as the “only head coach” in Dallas Cowboys history for 29 years in his trademark fedora. By the time Landry’s coaching career ended following the 1988 season, he had compiled a 270-178-6 record, then the third most wins in NFL history.

That distinguished career was good enough for Landry to gain entry into the Pro Football Hall of Fame in 1990 and the Cowboys Ring of Honor in 1993, thanks to leading the Cowboys to two Super Bowl titles, five Super Bowl appearances, five NFC Championships, 13 division titles and an incredible 20 consecutive winning seasons.

“This team has always played for me,” Landry said. “That was the key to why I continued coaching. If they wouldn’t play for me, I would have been out a long time ago. They always played hard and tried hard.”

Landry’s head coaching career did not start out very smoothly, coming over from the N.Y. Giants staff to take over the expansion Cowboys in 1960. That first year ended with an 0-11-1 in 1960, the tie coming against Landry’s former team the Giants, preventing the Cowboys from going winless. The Cowboys went on to suffer through losing seasons in the first five years, before going 7-7 in 1965.

But from that point on, Landry turned the franchise into “America’s Team,” the Cowboys reeling off 20 consecutive winning seasons from 1966-85, one of the longest winning streaks in all of professional sports.

As a player-coach with the Giants before coming to the Cowboys, Landry helped to develop what would eventually become a base defense in the NFL, the 4-3. It was innovations like this that caught the attention of Cowboys owner Clint Murchison Jr. and president Tex Schramm when it came time to select the franchise’s first head coach.

As head coach of the Cowboys, Landry introduced more innovations to the game, including offensive motion. Very seldom did the Cowboys run a play from the formation they initially lined up in after breaking the huddle. Landry brought back the shotgun formation, popularized situational substitutions and concocted the “Flex” defense.

Walking the sidelines characteristically stoic, Landry was always thinking a couple of plays ahead and what the long-term effects of each play he called might be. He coached football as if it were a chess match, positioning his team in the best way to win in the end. And in the end, no one coached with more success for a longer period of time than Landry. That success was the impetus for Landry’s induction into Pro Football Hall of Fame less than two years after he coached his last game.

The legendary coach, born Sept. 11, 1924, in Mission, Texas, died Feb. 12, 2000 of leukemia.

### LANDRY’S ACCOMPLISHMENTS:

- ★ 20 Consecutive Winning Seasons (1966-85)
- ★ Super Bowl VI and XII Titles
- ★ 2 NFL Championship game appearances
- ★ 5 NFC Titles
- ★ 13 Divisional Titles
- ★ 1966 NFL Coach of the Year
- ★ 1975 NFC Coach of the Year

### LANDRY’S CAREER TOTALS

Year	W	L	T	Pct	Place	Playoff
1960.....	0	11	1	.000	7 NFL-East	-
1961.....	4	9	1	.308	6 NFL-East	-
1962.....	5	8	1	.385	5 NFL-East	-
1963.....	4	10	0	.286	5 NFL-East	-
1964.....	5	8	1	.385	5 NFL-East	-
1965.....	7	7	0	.500	2 NFL-East	-
1966.....	10	3	1	.769	1 NFL-East	**0-1
1967.....	9	5	0	.643	1 NFL-Capitol	**1-1
1968.....	12	2	0	.857	1 NFL-Capitol	0-1
1969.....	11	2	1	.846	1 NFL-Capitol	0-1
1970.....	10	4	0	.714	1 NFC-East	*2-1
1971.....	11	3	0	.786	1 NFC-East	*3-0
1972.....	10	4	0	.714	2 NFC-East	1-1
1973.....	10	4	0	.714	1 NFC-East	1-1
1974.....	8	6	0	.571	3 NFC-East	-
1975.....	10	4	0	.714	2 NFC-East	*2-1
1976.....	11	3	0	.786	1 NFC-East	0-1
1977.....	12	2	0	.857	1 NFC-East	*3-0
1978.....	12	4	0	.750	1 NFC-East	*2-1
1979.....	11	5	0	.688	1 NFC-East	0-1
1980.....	12	4	0	.750	2 NFC-East	2-1
1981.....	12	4	0	.750	1 NFC-East	1-1
1982.....	6	3	0	.667	2 NFC-East	***2-1
1983.....	12	4	0	.750	2 NFC-East	0-1
1984.....	9	7	0	.563	4 NFC-East	-
1985.....	10	6	0	.625	1 NFC-East	0-1
1986.....	7	9	0	.438	3 NFC-East	-
1987.....	7	8	0	.467	2 NFC-East	-
1988.....	3	13	0	.188	5 NFC-East	-
<b>Total.....</b>	<b>250</b>	<b>162</b>	<b>6</b>	<b>.605</b>		<b>20-16</b>

\* Super Bowl Appearance \*\* NFL Championship Game Appearance \*\*\* NFL strike-shortened season



# 74 ★ BOB LILLY ★

## Defensive Tackle, 1961-74

### INDUCTED – 1980

Before earning the nickname “Mr. Cowboy,” Bob Lilly was the first player ever drafted by the Dallas Cowboys in 1961. So it is fitting that Lilly not only became the first Cowboys player inducted into the Ring of Honor in 1975, but also became the franchise’s first player inducted into the Pro Football Hall of Fame in 1980.

During the course of 14 seasons with the Cowboys, Lilly was named Rookie of the Year in 1961, was selected to the Pro Bowl a club-record-tying 11-times (Jason Witten) – 10 consecutive selections between 1964-74 – was named to the All-Pro team seven times and played in two Super Bowls, including the club’s very first Super Bowl victory, 24-3 over Miami in Super Bowl VI.

As the foundation of the famed “Doomsday Defense,” Lilly’s intensity was readily apparent in an infamous scene after the Cowboys Super Bowl V loss to the Baltimore Colts when he ripped his helmet off and hurled it into the air. The following year, the Lilly-led Cowboys defense held Miami to only a field goal in Super Bowl VI, the fewest points every given up in Super Bowl history.

“The competition is what I love,” Lilly once said. “That makes me a lot more intense. Personalities don’t enter into it at all. My objective is to get the man with the ball. Nobody better get in my way.”

Lilly is the Cowboys all-time leader in consecutive games played at 196, is tied for second with 14 seasons played and second all-time with 194 games started. Lilly led the Cowboys in sacks three consecutive years, beginning with his rookie season.

“A man like that comes along once in a lifetime,” late Cowboys head coach Tom Landry said in 1972. “He is something a little bit more than great. Nobody is better than Bob Lilly.”

Lilly was a two-time All-American defensive end at Texas Christian University and a two-time all-Southwest Conference team selection.

He was born July 26, 1939, in Olney, Texas.

#### LILLY’S ACCOMPLISHMENTS:

- ★ 11-Time Pro Bowl selection (Tied for Franchise Record)
- ★ 7-Time All-Pro
- ★ NFL 75th Anniversary Team
- ★ AFL-NFL 25-year Anniversary Team
- ★ National Football Foundation Hall of Fame
- ★ Super Bowl VI Title
- ★ 2 NFC Titles
- ★ 4 Eastern Conference Titles
- ★ November 23, 1975 declared “Bob Lilly Day” in Dallas, Texas
- ★ College Football Hall of Fame



*Bob Lilly was the first Cowboys player inducted into the Pro Football Hall of Fame in 1980.*



88

★ DREW PEARSON ★  
Wide Receiver, 1973-83  
INDUCTED – 2021

Drew Pearson played 11 seasons with the Dallas Cowboys, beginning a long-standing tradition of greatness from players to don the number 88 jersey. A former undrafted free agent, Pearson was named to the All-Decade Team of the 1970s as he earned a niche as one of the top clutch receivers in football history, best exemplified by his 50-yard touchdown connection with Roger Staubach in what would be dubbed as the first ever Hail Mary play.

He led the team in receptions and receiving yards four consecutive seasons (1974-77) and recorded two 1,000-yard campaigns. In an era where passing offenses had not yet evolved into high powered aerial attacks, Pearson soared past his offensive peers, posting the most 800-yard receiving seasons (five) of any player in the 70s - including two 1,000-yard campaigns that were tied for the most by any player - and six seasons with 40-or-more catches to tie for the second-most.

Over the course of 156 games in Dallas, Pearson totaled 489 catches for 7,822 yards and 48 touchdowns, becoming the third Cowboys player to surpass 7,000-career yards. Combined with his 189 rushing yards, Pearson was the first Cowboys player to ever reach 8,000 scrimmage yards, and to this day, is only one-of-seven Cowboys players to reach that mark. Pearson ranks fifth in Cowboys history with a career average of 16.0 yards-per-reception. Pearson had a penchant for scoring long touchdowns, and of his 48 career touchdowns through the air, he scored 22 from 20-plus yards.

He has a resume filled with memorable game-winning catches. In 1980 he became the Cowboys all-time leading receiver in receptions, and in 1983, he took the top spot for receiving yards. He is littered through team and league postseason record books, including a catch in a club-record 22 consecutive playoff games. Pearson was a member of three Cowboys teams to reach the Super Bowl in the 1970s, winning Super Bowl XII in 1977. His game-winning "Hail Mary" catch against the Vikings in Minnesota in the divisional round of the 1975 playoffs will forever be remembered, as he caught a 50-yard heave from Staubach in the waning moments to give Dallas a 17-14 victory, propelling the Cowboys to an eventual Super Bowl appearance.

A three-time Pro Bowl selection and three-time first-team All-Pro honoree, Pearson led the NFL with 870 receiving yards in 1977. He was inducted in the Cowboys Ring of Honor during halftime of the Cowboys-Seahawks game on Nov. 6, 2011.

Pearson played collegiately at Tulsa, beginning his career as a quarterback before switching to wide receiver as a junior. Pearson received the University's President's Award as the team's "most unselfish" member as a senior, and in 1985 he was inducted into the Tulsa Athletics Hall of Fame.

He was born January 12, 1951, in South River, New Jersey.

## PEARSON'S ACCOMPLISHMENTS:

- ★ Three-time Pro Bowl and All-Pro Selection
- ★ Led the Cowboys in receiving four consecutive seasons
- ★ Led NFL with five 800-yard seasons in the 70s
- ★ Club-record 22 consecutive playoff games with a catch
- ★ All-Decade Team of the 1970s
- ★ Super Bowl XII Title

## PEARSON'S CAREER TOTALS

Year Team	GP-GS	RECEIVING					RUSHING				
		Rec	Yds	Avg	Long	TD	Att	Yds	Avg	Long	TD
1973 Dallas	14-6	22	388	17.6	40	2	0	0	0.0	0	0
1974 Dallas	14-14	62	1,087	17.5	50t	2	3	6	2.0	22	0
1975 Dallas	14-14	46	822	17.9	46t	8	1	11	11.0	11	0
1976 Dallas	14-14	58	806	13.9	40t	6	2	20	10.0	11	0
1977 Dallas	14-14	48	870	18.1	67	2	2	22	11.0	11	0
1978 Dallas	16-16	44	714	16.2	53t	3	3	29	9.7	33	0
1979 Dallas	15-14	55	1,026	18.7	56t	8	3	37	9.0	16	0
1980 Dallas	16-15	43	568	13.2	30	6	2	30	15.0	32	0
1981 Dallas	16-15	38	614	16.2	42t	3	3	31	10.3	25	0
1982 Dallas	9-8	26	382	14.7	48	3	0	0	0.0	0	0
1983 Dallas	14-13	47	545	11.6	32	5	2	13	6.5	10	0
<b>Totals</b>	<b>156-143</b>	<b>489</b>	<b>7,822</b>	<b>16.0</b>	<b>67</b>	<b>48</b>	<b>21</b>	<b>186</b>	<b>9.0</b>	<b>33</b>	<b>0</b>
<b>Playoffs</b>											
1973 Dallas	2-2	4	111	27.8	83t	2	0	0	0.0	0	0
1975 Dallas	3-3	11	196	17.8	50t	2	0	0	0.0	0	0
1976 Dallas	1-1	3	38	12.7	22	0	1	4	4.0	4	0
1977 Dallas	3-3	7	113	16.1	31	0	0	0	0.0	0	0
1978 Dallas	3-3	10	167	16.7	39	0	0	0	0.0	0	0
1979 Dallas	1-1	3	61	20.3	29	0	0	0	0.0	0	0
1980 Dallas	3-3	11	165	15.0	23t	3	1	9	9.0	9	0
1981 Dallas	2-1	3	52	17.3	31	0	0	0	0.0	0	0
1982 Dallas	3-3	13	153	11.8	35	1	2	3	1.5	4	0
1983 Dallas	1-1	2	49	24.5	30	0	0	0	0.0	0	0
<b>Totals</b>	<b>22-21</b>	<b>67</b>	<b>1,105</b>	<b>16.5</b>	<b>83</b>	<b>8</b>	<b>4</b>	<b>16</b>	<b>4.0</b>	<b>9</b>	<b>0</b>

## ADDITIONAL STATISTICS

Passing – 1974 (1 for 1, 46 yards, 1 TD), 1976 (1 for 1, 39 yards, 1 TD), 1981 (2 for 2, 81 yards, 1 TD), 1982 (1 for 2, 26 yards, 1 INT), 1983 (0 for 1, 1 INT). **Totals: 5 for 7, 192 yards, 3 TD, 2 INT.**

Postseason – 1980 (0 for 1), 1982 (1 for 1, 49 yards). **Totals: 1 for 2, 49 yards.**

Kickoff Returns – 1973 (7 for 155 yards, 22.1).

Punt Returns – 1973 (2 for 13 yards).



# 20 ★ MEL RENFRO ★

## Defensive Back, 1964-77

### INDUCTED – 1996

Mel Renfro first came to the Cowboys as a highly-acclaimed running back out of the University of Oregon. But Cowboys head coach Tom Landry saw Renfro as a defensive back when they selected him in the second round of the 1964 draft.

And what a defensive back he was during his 14-year career, becoming arguably the best safety/cornerback to ever play for the Cowboys, and one of the best to ever play in the NFL. His 52 career interceptions still stand as a team record, and his 26.4-yard career kickoff-return average is second - both a tribute to his running ability.

The NFL certainly got to know Renfro in a hurry, having been elected to the Pro Bowl in each of his first 10 seasons in the NFL - the first six at free safety and the final four at cornerback. His 10 Pro Bowl appearances is second to Bob Lilly (11) and Jason Witten (11) for the Cowboys.

On top of his 10 Pro Bowls, Renfro was a four-time All-Pro, playing in four Super Bowls and eight NFC Championships. He became the fifth member of the exclusive Ring of Honor in 1981, and was finally elected to the Pro Football Hall of Fame in 1996 in his 14th year of eligibility.

Renfro's 14 seasons with the Dallas Cowboys ties him for second in club history, just one shy of the record.

While at Oregon, Renfro led the team in rushing three consecutive years and was a two-time All-American. Despite coming to the NFL as an acclaimed runner, Renfro only ran the ball eight times during his career, all in 1966. Landry saw a free safety first, Renfro spending his first six seasons at safety and the final eight at corner.

In the middle of Renfro's All-Pro 1969 season, Landry was uncharacteristically complimentary toward one of his players, calling him "the best in the league at free safety."

But the Cowboys certainly figured out a way to capitalize on Renfro's running ability, having him return punts and kickoffs early in his career. He led the NFL in kickoff and punt returns his rookie season, and had seven interceptions, returning one for a touchdown. Renfro still is tied for the franchise lead with two career touchdown returns, and his 30-yard kickoff return average in 1965 still remains as the single-season high.

But it was interceptions Renfro was best known for during his career. In his first six years at free safety, Renfro totaled 30 interceptions. His interception totals declined somewhat when Landry moved him to cornerback for good in 1970. The decline had more to do with quarterbacks' reluctance to throw his way than any diminishing skills or quickness. His 626 interception return yards still stands as a career record for the Cowboys.

That 1971 Pro Bowl possibly was the greatest indication of Renfro's all-round ability. Not only did he play cornerback, but he also returned two punts for touchdowns, leading the NFC to a 27-6 win and earning the game's Most Valuable Player award.

He was born Dec. 30, 1941, in Houston, Texas.

#### RENFRO'S ACCOMPLISHMENTS:

- ★ 5-Time All-Pro
- ★ 10-Time Pro Bowl selection
- ★ 3-Time All-NFC
- ★ Cowboys Career Record 52 interceptions
- ★ Cowboys Career Record 626 interception return yards
- ★ 2nd in Cowboys history with a 26.4-yard kickoff-return average
- ★ Super Bowl VI and XII Titles
- ★ 4 NFC Championships
- ★ 9 Division Titles
- ★ Consensus All-American, 1962


#### RENFRO'S CAREER TOTALS

	Kickoff Returns				TD	Totals.....	Punt Returns				TD
	No.	Yds.	Avg.	Long			No.	Yds.	Avg.	Long	
Totals.....	85	2,246	26.4	100†	2	109	842	7.7	69	1	

	Fumble		TD	Totals.....	Interceptions			Long	TD
	Rec.	TD			No.	Yds.	Avg.		
Totals.....	12	3	3	52	626	12.0	90†	3	

\*Official tackle and sack stats not tabulated until 1979.



# 21 ★ DEION SANDERS ★

## Cornerback, 1995-99

### INDUCTED - 2011

On Sept. 9 1995, the Dallas Cowboys made the biggest free agent move in the franchise's history by signing Deion Sanders to a long term contract. In doing so, Dallas was able to secure the services of one of the most talented cornerbacks in the history of the NFL. His stardom in the NFL was apparent from his first career game when he returned a punt 68 yards for a touchdown. More of that spectacular play continued throughout his 14-season, 188-game career. Sanders, who spent time with five different NFL teams, scored a total of six touchdowns on punt returns, three on kickoff returns, and returned nine interceptions for scores. The multi-faceted athlete also returned one fumble for a touchdown and had 60 receptions for 784 yards and three touchdowns with the Atlanta Falcons (1989-1993), San Francisco 49ers (1994), Dallas Cowboys (1995-99), Washington Redskins (2000) and Baltimore Ravens (2004-05). In all, he recorded 53 interceptions including five with the Ravens when he returned to the field after a three-year retirement.

Sanders was an extremely gifted and versatile athlete, who was also a Major League Baseball player. As a baseball player, Sanders spent time with the New York Yankees (1989-90), Atlanta Braves (1991-94), Cincinnati Reds (1994-95, 1997, 2001) and San Francisco Giants (1995). He is the only man in professional sports to play in both a World Series (batting at a .533 World Series clip with Atlanta in 1992) and in the Super Bowl (with victorious San Francisco and Dallas teams following the 1994 and 1995 seasons). To further validate his versatility, Sanders is the only man in NFL history who has recorded both a pass reception – a 47-yarder, the longest completion of the game in Super Bowl XXX – and an interception – returned for 15 yards in Super Bowl XXIX – in Super Bowl action. After helping the Cowboys win Super Bowl XXX, Sanders announced on Feb. 20, 1996 that he would play football exclusively for the entire 1996 season. As a result, Sanders started 16 regular season games at cornerback and another eight at wide receiver – becoming the first two-way starter in the NFL since the Philadelphia Eagles Chuck Bednarik, who retired in 1962. At the completion of the 1996 football season, Sanders returned to baseball, signing with the Reds, and led the league in stolen bases (56) in the 1997 season before returning to football on a full-time basis in September.

He was selected to eight Pro Bowls, and became a member of the NFL's All-Decade Team of the 1990s as both a cornerback and a punt returner, leading the NFL in punt returns in 1998. He also led the NFC in kick-offs in 1992 and interceptions in 1991 and 1993. He was named first-team All-Pro nine times at cornerback in addition to receiving All-NFL acclaim by some media outlets as a kick returner in 1992 and as a punt returner in 1998. Sanders won two Super Bowls during his career. He started at right cornerback for the 49ers in their 49-26 victory over the San Diego Chargers in Super Bowl XXIX and at left cornerback in the Cowboys 27-17 win over the Pittsburgh Steelers in Super Bowl XXX.

His 23 career touchdowns (including playoffs) have been scored in the following manner: interceptions (nine), pass receptions (three), rushes (one), kickoff returns (three), punt returns (six) and fumble recoveries (one). Sanders holds the NFL record for career touchdowns scored on any type of return with 18. Perhaps the one statistic that supports Sanders' status as one of the game's greatest playmakers is his 25.1-yard career interception average on 53 career thefts (1,331 yards), ranking him seventh all-time. He retired second all-time in interception return yardage (1,331) and tied for second for most interceptions returned for a touchdown in a career (nine) and a season (three). His career-high 303 yards gained on interception returns with the 49ers in 1994 was third best ever in the NFL at the time of his retirement. He also returned three picks for touchdowns (74, 93, 90 yards) that season to become the first player ever to have two 90-yard interception returns for touchdowns in the same season. He was named the NFL's Defensive Player of the Year.

Sanders was originally drafted by Atlanta in the first round (fifth overall) of the 1989 NFL Draft out of Florida State, just behind Troy Aikman (first overall selection in 1989).

#### SANDERS' ACCOMPLISHMENTS:

- ★ Only man in professional sports to play in both a World Series and in a Super Bowl
- ★ Super Bowl XXIX and XXX Titles
- ★ 8-Time Pro Bowl selection
- ★ Member of the NFL's All-Decade Team of the 1990s as both a cornerback and a punt returner
- ★ Named first-team All-Pro nine times at cornerback
- ★ Holds the NFL record for career touchdowns scored on any type of return with 18
- ★ 1994 NFL Defensive Player of the Year

#### SANDERS' CAREER TOTALS

Year Team	GP-GS	DEFENSE							RETURNS										
		ST	AT	TT	INT	Yds	Long	TD	PR	Yds	Avg	Lg	TD	KR	Yds	Avg	Lg	TD	
1989 Atlanta.....	15-10	28	11	-	39	5	52	22	0	28	307	11.0	68t	1	35	725	20.7	72	0
1990 Atlanta.....	16-16	31	19	-	50	3	153	82t	2	29	250	8.6	79t	1	39	851	21.8	50	0
1991 Atlanta.....	15-15	35	14	-	49	6	119	55t	1	21	170	8.1	23	0	26	576	22.2	100t	1
1992 Atlanta.....	13-12	44	22	-	66	3	105	55	0	13	41	3.2	14	0	40	1,076	26.7	99t	2
1993 Atlanta.....	11-10	27	7	-	34	7	91	41	0	2	21	10.5	16	0	7	169	24.1	31	0
1994 San Francisco 14-12		35	2	-	37	6	303	93t	3	0	0	0.0	0	0	0	0.0	0	0	0
1995 Dallas.....	9-9	22	6	-	28	2	34	34	0	1	54	54.0	54	0	1	15	15.0	15	0
1996 Dallas.....	16-15	32	13	-	45	2	3	2	0	1	4	4.0	4	0	0	0	0.0	0	0
1997 Dallas.....	13-12	20	9	-	29	2	81	50t	1	33	407	12.3	83t	1	1	18	18.0	18	0
1998 Dallas.....	11-11	25	3	-	28	5	153	71t	1	24	375	15.6	69t	2	1	16	16.0	16	0
1999 Dallas.....	14-14	39	4	-	43	3	2	2	0	30	344	11.5	76	1	4	87	21.8	31	0
2000 Washington ...	16-15	39	7	-	46	4	91	32	0	25	185	7.4	57	0	1	-1	-1.0	-1	0
2004 Baltimore.....	9-2	8	1	-	9	3	87	48t	1	5	41	8.2	23	0	0	0	0.0	0	0
2005 Baltimore.....	16-4	27	2	-	29	2	57	33	0	0	0	0.0	0	0	0	0	0.0	0	0
<b>Totals.....</b>	<b>188-157</b>	<b>412</b>	<b>120</b>	<b>-</b>	<b>532</b>	<b>53</b>	<b>1,331</b>	<b>93t</b>	<b>9</b>	<b>212</b>	<b>2,199</b>	<b>10.4</b>	<b>83t</b>	<b>6</b>	<b>155</b>	<b>3,523</b>	<b>22.7</b>	<b>100t</b>	<b>3</b>



## ★ TEX SCHRAMM ★ President and General Manager, 1959-89 INDUCTED – 1991

Texas Earnest Schramm Jr., better known as “Tex,” rose to Professional Football Hall of Fame status during his 29 seasons as president and general manager of the Dallas Cowboys, turning a 1960 expansion franchise in Dallas into one of the most successful franchises in NFL history.

With Schramm overseeing the birth and growth of the Cowboys organization, the team reached five Super Bowls, winning two, made 18 playoff appearances and compiled an NFL-record 20 consecutive winning seasons, one of the longest such streaks in all of professional sports.

Schramm was an NFL pioneer and innovator. Under his watch, the Dallas Cowboys were always on the cutting edge with revolutionary ideas and visions. He was instrumental in creating the Dallas Cowboys Cheerleaders, the first of their kind in professional football, developing the Cowboys Ring of Honor and bringing an annual Cowboys Thanksgiving Day game to the nation.

Schramm's work was not just focused on the Dallas Cowboys, as his tireless efforts changed the face of the entire NFL. He was a driving force behind the development and implementation of instant replay, giving the head referee a microphone for penalty announcements, shortening the play-clock and helping to develop the wild-card playoff system.

A tough negotiator, Schramm was the engineer in building the Cowboys foundation from the ground up. His tough stance in labor negotiations was also evident in his support for using replacement players during the 1987 NFL strike. After just three weeks, the move proved successful and the players returned to work. The benefits of this would be apparent in future years as lasting labor peace was reached with the NFL Players Association in 1992 and has continued since.

His position as chairman of the NFL Competition Committee from 1966 to 1988 aided his innovative efforts. Schramm's impact on the league was widespread, and probably his most cherished legacy since the one-time TV-executive at CBS who first came up with the idea of televising the Winter Olympics in 1960 from Squaw Valley was such a firm believer in preserving and making history.

One of Schramm's most significant accomplishments in the NFL was coordinating the merger of the established NFL and the fledgling American Football League in 1966, holding what amounted to as secret meetings with Kansas City Chiefs owner Lamar Hunt at the insistence of NFL Commissioner Pete Rozelle.

The merger of the two warring leagues led to what became known as the Super Bowl, and when the leagues combined in 1970, the most powerful sports league in the world.

After Schramm departed the Cowboys in 1989 when Jerry Jones bought the club, he went international, becoming president of the upstart World League of American Football, later to become known as NFL Europe. He was inducted into the Pro Football Hall of Fame in 1991.

“I'm not one of the great athletes like the men behind me,” a jubilant Schramm said during his Hall of Fame induction speech. “But I'm thrilled to be standing in front of them. Many of the men in here were my heroes. To be rubbing shoulders with them, it's beyond my comprehension.”

In all, Schramm spent 44 years of his life in professional football, starting as a sportswriter for the Austin American-Statesman in 1947 - a natural step for the California-born Schramm who earned a bachelor's degree in journalism from the University of Texas. Schramm spent 10 seasons with the Los Angeles Rams (1947-56), where Schramm first came in contact with Rozelle, who Schramm hired to be the Rams public relations director in 1952. Schramm then spent a brief period (1957-59) at CBS before being hired by Clint Murchison in 1959 to oversee the startup of the Dallas expansion franchise.

Schramm was born on June 2, 1920, in San Gabriel, Calif.

### SCHRAMM'S NFL LEGACY:

During Schramm's 25 years as chairman of the NFL's Competition Committee, the NFL implemented the following:

Year	Contribution
1970	Moved the official game time to the scoreboard clock
1972	Moved the hash marks toward the center of the field to aid offense
1974	Implemented stricter pass defense rules to influence scoring
1974	Moved goalposts from the goal line to the end line for safety and to help offensive play
1974	Developed the sudden-death overtime concept for breaking ties
1975	Gave the referee a microphone to announce calls to the crowd and TV audiences
1977	Made defensive linemen's head slaps illegal
1979	Implemented the in-the-grasp rule to protect quarterbacks
1986	Instituted Instant Replay to aid officials
	Enabled Quarterbacks to stop the clock by throwing the ball directly into the ground



# 22

## ★ EMMITT SMITH ★ Running Back, 1990-2002 INDUCTED - 2010

In 15 seasons - 13 with Dallas - Emmitt Smith made an impact on the NFL that few players can match at any position or in any era. As the NFL's all-time leading rusher, Smith also won four NFL rushing titles, three Super Bowl titles and a league (1993) and Super Bowl (XXVIII) MVP award. He was selected to the Pro Bowl eight times, and on the club's offense, only Jason Witten (11) and Larry Allen (10) were selected to more in club history. Among NFL running backs, only Barry Sanders (10) was selected more times. With 975 rushing yards in 2002, Smith became just the seventh player in NFL history to carry the title of all-time rushing leader, taking that designation from Walter Payton.

After 13 seasons in Dallas, Smith had 17,162 career rushing yards, and he moved past Payton's 16,726 career yard mark in Week Eight of the 2002 season against Seattle. Smith finished his pro career with 18,355 yards and is also the NFL's career rushing touchdowns leader (164), and second in league annals in total touchdowns (175), trailing Jerry Rice by 33. The first player in NFL history to post five straight seasons with over 1,400 yards rushing, Smith, Jim Brown and LaDainian Tomlinson are the only players with seven straight 10-touchdown seasons to start their career. With 1,021 yards rushing in 2001, Smith became the first player in NFL history to rush for 1,000 yards in 11 consecutive seasons and the first to post 11 1,000-yard rushing seasons in a career.

Smith holds the NFL record for career rushing attempts with 4,409, passing Payton (3,838) in Week Three of the 2002 season. With a then NFL-record 25 rushing touchdowns in 1995, Smith scored 100 career touchdowns in just six seasons, originally the fastest anyone in league history had reached that mark. Smith also tied Brown's NFL record by scoring 100 touchdowns in just 93 career games. Since Smith's accomplishment, Tomlinson reached the feat in 89 games. His 25 career scores against the Arizona Cardinals is tied for the third-best total by a player against an opponent since 1970, followed by his 24 scores against Washington and the N.Y. Giants.

His value to the Cowboys success can be seen in the club's 99-26 mark (91-24 in regular season) when he carried the ball 20-or-more times a game and 64-19 record (57-19 in regular season) when he rushed for 100 yards. The century mark became a big number in Smith's career, having rushed for 100 yards in 155-of-326 games dating back to high school, including 83-of-218 games with Dallas, including playoffs. In NFL annals, Smith's 78 regular season 100-yard rushing games is a record. Included in Smith's club-record 76 100-yard rushing games are 11 of the top-15 performances in team history and 18 days with over 150 yards (the fourth highest total of 150-yard games in NFL history). Smith rushed for over 100-yards against 22 of the 32 NFL teams.

In addition, he rushed for 2,466 yards against the Philadelphia Eagles in his 15-year career, his best output against any single opponent. That total ranks second since 1970 for running backs against one team. Smith also has the third and fourth best totals in that category.

One reason Smith was such a workhorse in the Dallas offense over the years was his ability to answer the bell at game time, having started 216-of-218 career games - including playoffs. While in Dallas, he missed just four career games due to injury, and it was that durability that enabled Smith to lead the Cowboys in rushing in 178 of his 201 career regular season games. The lack of decline in Smith's game is also evidenced by the fact that he had rushed for 9,928 yards from 1998-2002 - the fifth highest yardage total in the NFL over that time span. His 41 rushing touchdowns during his last five years in Dallas was the third-best figure in the league.

Not limited to rushing and scoring, Smith is fifth on the Cowboys all-time receptions list with 486 career catches, trailing Drew Pearson (489) by three receptions. Smith is one of only seven NFL players who have amassed over 9,000 career-rushing yards and 500 career receptions. He is second on the NFL's yards from scrimmage list and fourth on the NFL's all-time combined yardage list with 20,174 yards.

Smith was born on May 15, 1969 in Pensacola, Fla.


### SMITH'S ACCOMPLISHMENTS:

- ★ 8 -Time Pro Bowl selection; 4-Time All-Pro
- ★ League (1993) and Super Bowl MVP (XXVIII)
- ★ 4 - NFL rushing titles (91,92,93,95)
- ★ NFL record holder for 1,000 yard seasons (11)
- ★ Super Bowl XXVII,XXVIII,XXX titles
- ★ NFL all-time leading rusher (18,355)
- ★ NFL career rushing touchdowns leader (164)
- ★ 1990 NFL Rookie of the Year

### SMITH'S CAREER TOTALS

Year Team	GP-GS	RUSHING					RECEIVING				
		Att	Yds	Avg	Long	TD	Rec	Yds	Avg	Long	TD
1990 Dallas	16-15	241	937	3.9	48t	11	24	228	9.5	57	0
1991 Dallas	16-16	365	1,563	4.3	75t	12	49	258	5.3	14	1
1992 Dallas	16-16	373	1,713	4.6	68t	18	59	335	5.7	26t	1
1993 Dallas	14-13	283	1,486	5.3	62t	9	57	414	7.3	86	1
1994 Dallas	15-15	368	1,484	4.0	46	21	50	341	6.8	68	1
1995 Dallas	16-16	377	1,773	4.7	60t	25	62	375	6.0	40	0
1996 Dallas	15-15	327	1,204	3.7	42	12	47	249	5.3	21	3
1997 Dallas	16-16	261	1,074	4.1	44	4	40	234	5.9	24	0
1998 Dallas	16-16	319	1,332	4.2	32	13	27	175	6.5	24	2
1999 Dallas	15-15	329	1,397	4.2	63t	11	27	119	4.4	14t	2
2000 Dallas	16-16	294	1,203	4.1	52	9	11	79	7.2	19	0
2001 Dallas	14-14	261	1,021	3.9	44	3	17	116	6.8	22	0
2002 Dallas	16-16	254	975	3.8	30t	5	16	89	5.6	17	0
2003 Arizona	10-5	90	256	2.8	22	2	14	107	7.6	36	0
2004 Arizona	15-15	267	937	3.5	29t	9	15	105	7.0	18	0
<b>Totals</b>	<b>226-219</b>	<b>4,409</b>	<b>18,355</b>	<b>4.2</b>	<b>75t</b>	<b>164</b>	<b>515</b>	<b>3,224</b>	<b>6.3</b>	<b>86</b>	<b>11</b>
<b>Playoffs</b>											
1991 Dallas	2-2	41	185	4.5	19	1	1	2	2.0	19	0
1992 Dallas	3-3	71	336	4.7	38	3	13	86	6.6	38	1
1993 Dallas	3-3	66	280	4.2	15t	3	13	138	10.6	15t	1
1994 Dallas	2-2	27	118	4.4	14	3	4	8	2.0	5	0
1995 Dallas	3-3	74	298	4.0	25	6	6	60	10.0	22	0
1996 Dallas	2-2	39	196	5.0	37t	2	7	24	3.4	15	0
1998 Dallas	1-1	16	74	4.6	13	0	1	10	10.0	10	0
1999 Dallas	1-1	15	99	6.6	65	1	1	14	14.0	14	0
<b>Totals</b>	<b>17-17</b>	<b>349</b>	<b>1,586</b>	<b>4.5</b>	<b>65</b>	<b>19</b>	<b>46</b>	<b>342</b>	<b>7.4</b>	<b>22</b>	<b>2</b>





# 12 ★ ROGER STAUBACH ★

## Quarterback, 1969-79

### INDUCTED – 1985

Good things come to those who wait, and certainly the Dallas Cowboys patience in the mid-60's was supremely rewarded, landing one of the best players in franchise history because they were willing to wait for Roger Staubach to fulfill his military commitment.

For those five years of patience, the Cowboys landed the guy who became better known as "Roger The Dodger" over the next 11 years when he was selected to six Pro Bowls – including five consecutively – and was named the NFL Players Association Most Valuable Player in 1971. Staubach led the NFL in passing four times and was selected to the All-NFC team five times.

"He is one of the finest to ever play the game," Green Bay Packers Quarterback Bart Starr once said of Staubach. "I think if I had some of that Staubach competitiveness, I'd have been much better."

Staubach, the 1963 Heisman Trophy winner, was drafted by the Dallas Cowboys in 1964 from the Naval Academy, but did not join the team until 1969 due to his Navy commitment. Former president and general manager Tex Schramm signed Staubach to a futures contract in a hotel room in 1964, actually scribbling out the details on a legal-sized tablet that would have Staubach paid annually to participate in training camp practices when he had enough leave built up.

The 1963 Heisman Trophy winner showed up in Dallas as a 27-year-old rookie, but in those 11 seasons still managed to carve out the franchise's all-time leading quarterback rating of 83.42 and became a four-time NFL passing champion. But Staubach almost became better known for his scrambling ability, and to this day ranks 14th on the Cowboys all-time rushing list with 2,264 yards.

Staubach owns the fourth-most passing yards in club history, 22,700, and his 3,586 in 1979 still ranks as the 13th most passing yards in a single season for the Cowboys. He also ranks second in club history with a career average of 7.67 yards-per-attempt.

Staubach also became known as "Captain Comeback" for his 23 fourth-quarter come-from-behind victories in regular season and playoff games, including 14 in the final two minutes or overtime. Never was this more apparent than in a 1975 playoff game against the Minnesota Vikings when Staubach connected with wide receiver Drew Pearson on a desperation 50-yard "Hail Mary" touchdown pass that knocked the Vikings out of the playoffs.

"You could never defeat Roger mentally or physically," late Cowboys head coach Tom Landry said in 1983. "He was like that in a game, in practice or in the business world."

Staubach ended his Cowboys career with four Super Bowl appearances, including wins in Super Bowls VI and XII. In Super Bowl VI, Staubach was named the game's Most Valuable Player.

Following the 1979 season, Staubach retired, fearing the after-effects of recurring concussions.

In 1983, Staubach became the sixth member of the Dallas Cowboys Ring of Honor and two years later was inducted into the Pro Football Hall of Fame.

He was born Feb. 5, 1942, in Cincinnati, Ohio.

#### STAUBACH'S ACCOMPLISHMENTS:

- ★ 6-Time Pro Bowl selection
- ★ 4-Time NFL Passing Champion
- ★ MVP of Super Bowl VI
- ★ Super Bowl VI and XII Titles
- ★ 5 NFC Titles
- ★ 7 Division Titles
- ★ 1965 Naval Academy Athletic Association Sword
- ★ 1979 Byron "Whizzer" White Award
- ★ 1978 NFL Man of the Year
- ★ 1971 NFL Players Association Most Valuable Player
- ★ 1971 Bert Bell Award
- ★ 1975 Vince Lombardi Sportsman of the Year
- ★ 1963 Heisman Trophy
- ★ 1963 Walter Camp Memorial Trophy

#### STAUBACH'S CAREER TOTALS

Year Team	G	Att	Com	Comp %	Yds	YPA	TD	Int	Rating
1969 Dallas	6	47	23	48.9	421	8.96	1	2	69.5
1970 Dallas	8	82	44	53.7	542	6.61	2	8	42.9
1971 Dallas	13	211	126	59.7	1882	8.92	15	4	104.8
1972 Dallas	4	20	9	45.0	98	4.90	0	2	20.4
1973 Dallas	14	286	179	62.6	2,428	8.49	23	15	94.6
1974 Dallas	14	360	190	52.8	2,552	7.09	11	15	68.4
1975 Dallas	13	348	198	56.9	2,666	7.66	17	16	78.5
1976 Dallas	14	369	208	56.4	2,715	7.36	14	11	79.9
1977 Dallas	14	361	210	58.2	2,620	7.26	18	9	87.0
1978 Dallas	15	413	231	55.9	3,190	7.72	25	16	84.9
1979 Dallas	16	461	267	57.9	3,586	7.78	27	11	92.3
<b>Total</b>	<b>131</b>	<b>2,958</b>	<b>1,685</b>	<b>57.0</b>	<b>22,700</b>	<b>7.67</b>	<b>153</b>	<b>109</b>	<b>83.4</b>



# 94 ★ DeMARCUS WARE ★

## Linebacker, 2005-13

### INDUCTED – 2023

DeMarcus Ware was drafted by the Dallas Cowboys in the first round (11th overall) of the 2005 NFL Draft and quickly became one of the all-time greats to don the star on his helmet.

Ware spent nine seasons in Dallas (2005-13) and tallied a franchise-record 117.0 sacks. He spent the final three years of his career in Denver, where he helped the Broncos win Super Bowl L. In his 12-year career, Ware finished with 138.5 career sacks, eighth in NFL history.

He was voted first-team All-Pro four times (2007-09, 2011), selected to nine Pro Bowls (2007-13, 2015-16) and was voted a member of the NFL's All-Decade Team of the 2000s.

Ware, who played collegiately at a small Division I school in Troy University, came into the NFL as an underdog with something to prove. He did just that, starting all 16 games at right outside linebacker as a rookie and amassed 58 tackles and a team-high 8.0 sacks.

Ware's rookie campaign was the first step into what would become a Hall of Fame career, as he led the Cowboys in sacks in each season from 2006-12. Ware was the NFL's sack leader in 2008 (20.0) and 2010 (15.5). Ware's 20.0 sacks in 2008 are a single season franchise-record, and in 2011 Ware barely missed becoming the first ever league defender to reach 20.0-or-more sacks in multiple seasons, finishing second in the league with 19.5. Despite coming up just short of 20.0 sacks, Ware paired up with Mark Gastineau as the only two men in league history with two seasons of 19.0-or-more sacks.

"I couldn't be more proud of - and happy for - DeMarcus Ware for this well-deserved recognition," Jerry Jones said. "His approach to the game, on and off the field, embodied all the traits it takes to be inducted into the Pro Football Hall of Fame. He was a ferocious pass rusher on the field, and a true leader and role model in the locker room and in the community. We knew from the first moment he stepped on the practice field that DeMarcus was destined for greatness. The extra effort and time that he put in at practice to teach and help our offensive line be the best they could be was extraordinary and yet another example of the total team commitment he had and how it consumed him. DeMarcus earned this very rare and special place in NFL history every single day of his career."

In his 12-year career, Ware only had one season with a losing record and advanced to the postseason five times, including starting at linebacker for the Broncos in the Super Bowl L victory, where he recorded 2.0 sacks.

"I always said my pads talk," Ware said. "My pads did the talking. I don't have to be rambunctious and talk. Now putting this yellow jacket on, being part of the Hall of Fame, it talks. I don't have to say anything."

Following the 2016 season, Ware signed a ceremonial one-day contract and retired as a Dallas Cowboy.

He was born July 31, 1982, in Auburn, Ala.

#### WARE'S ACCOMPLISHMENTS:

- ★ 9-Time Pro Bowl Selection
- ★ 4-Time All-Pro
- ★ Holds the franchise record in sacks (117.0)
- ★ 9th in NFL History in sacks (138.5)
- ★ Super Bowl L title
- ★ NFL 2000s All-Decade Team
- ★ 2-Time Butkus Award Winner - Troy University

#### WARE'S CAREER TOTALS

Year Team	GP-GS	DEFENSE							INTERCEPTIONS					FUMBLES REC					
		ST	AT	TT	Sks	Tkl/ Ls	Prs	PBU	FF	No	Yds	Avg	Lg	TD	No	Yds	Avg	Lg	TD
2005 Dallas.....	16-16	43	22	65	8.0(-47)	11(-21)	19	0	3	0	0	0	0	0	0	0	0	0	0
2006 Dallas.....	16-16	61	21	82	11.5(-89)	5(-8)	4	3	5	1	41	41.0	41t	1	1	69	69.0	69t	1
2007 Dallas.....	16-16	50	30	80	14.0(-109)	8(-15)	27	4	4	0	0	0.0	0	0	0	0	0.0	0	0
2008 Dallas.....	16-16	54	56	110	20.0(-115)	8(-12)	20	3	6	0	0	0.0	0	0	1	0	0.0	0	0
2009 Dallas.....	16-15	50	42	92	11.0(-51)	4(-12)	45	2	5	0	0	0.0	0	0	0	0	0.0	0	0
2010 Dallas.....	16-16	64	44	108	15.5(-105)	9(-18)	36	1	2	0	0	0.0	0	0	2	22	11.0	17t	1
2011 Dallas.....	16-16	51	16	67	19.5(-125)	6(-9)	40	3	2	0	0	0.0	0	0	0	0	0.0	0	0
2012 Dallas.....	16-16	48	24	72	11.5(-64)	4(-9)	33	0	5	0	0	0.0	0	0	0	0	0.0	0	0
2013 Dallas.....	13-13	22	12	34	6.0(-40)	3(-11)	35	2	0	1	0	0.0	0	0	1	0	0.0	0	0
2014 Denver.....	16-15	34	7	41	10.0(-57)	6(-14)	20	1	2	1	3	3.0	3	0	0	0	0.0	0	0
2015 Denver.....	11-10	18	7	25	7.5(-58)	3(-10)	16	0	1	0	0	0.0	0	0	1	0	0.0	0	0
2016 Denver.....	10-8	9	6	15	4.0(-22)	0(0)	8	1	0	0	0	0.0	0	0	0	0	0.0	0	0
<b>Totals.....</b>	<b>178-173</b>	<b>504</b>	<b>287</b>	<b>791</b>	<b>138.5(-882)</b>	<b>67(-139)</b>	<b>303</b>	<b>20</b>	<b>35</b>	<b>3</b>	<b>44</b>	<b>0.0</b>	<b>41t</b>	<b>1</b>	<b>6</b>	<b>91</b>	<b>15.2</b>	<b>69t</b>	<b>2</b>
<b>Playoffs</b>																			
2006 Dallas.....	1-1	1	0	1	0.0(0)	1(-7)	0	0	0	0	0	0.0	0	0	0	0	0.0	0	0
2007 Dallas.....	1-1	3	1	4	1.0(-9)	0(0)	0	0	0	0	0	0.0	0	0	0	0	0.0	0	0
2009 Dallas.....	2-2	6	7	13	3.0(-18)	0(0)	5	0	1	0	0	0.0	0	0	0	0	0.0	0	0
2014 Denver.....	1-1	3	1	4	0.0(0)	0(0)	0	0	0	0	0	0.0	0	0	0	0	0.0	0	0
2015 Denver.....	3-3	5	5	10	3.5(-40)	3(-7)	12	0	0	0	0	0.0	0	0	0	0	0.0	0	0
2016 Denver.....	0-0																		
<b>Totals.....</b>	<b>8-8</b>	<b>18</b>	<b>14</b>	<b>32</b>	<b>7.5(-67)</b>	<b>4(-14)</b>	<b>17</b>	<b>0</b>	<b>1</b>	<b>0</b>	<b>0</b>	<b>0.0</b>	<b>0</b>	<b>0</b>	<b>0</b>	<b>0</b>	<b>0.0</b>	<b>0</b>	<b>0</b>



# 54 ★ RANDY WHITE ★

## Defensive Tackle, 1975-1988

### INDUCTED – 1994

Randy White came to the Cowboys from the University of Maryland as the No. 2 pick in the 1975 NFL Draft. Before his career was over, 14 years later, he would become known as the “Manster” – half man, half defensive monster – setting numerous franchise records as the heart-and-soul of the famed “Doomsday Defense.”

White struggled in his first two years with the Cowboys when then head coach Tom Landry moved White from his familiar defensive tackle position to linebacker. But, after Landry moved White back to right tackle in 1977, White became one of the NFL’s most dominating defensive linemen and a coveted co-Super Bowl MVP.

“Coming out of college a lot was expected of me,” White said. “But I never did feel comfortable playing linebacker. Those first two years I was fighting for my life out there. Then they switched me to defensive tackle, where I was a lot more comfortable and from there my career took off.”

White played 14 seasons, tying him for third all-time in franchise history, and he set a franchise record with eight All-Pro selections. White also was selected to nine Pro Bowls, ranking third in franchise history for Pro Bowl appearances. White’s 16.0 sacks in 1978 rank third in franchise history for a single season, and he still remains third all-time in career tackles with 1,104, second with 701 career solo tackles and third in team history with 111.0 career sacks.

“His performances range anywhere from spectacular to spectacular,” Landry once said. “He could out-match anybody’s intensity from game to game.”

In his career, White played in six NFC Championship Games and three Super Bowls, claiming victory in Super Bowl XII and co-MVP honors with teammate Harvey Martin. Even more astounding, White only missed one game in his 14-year career.

In 1994, White was inducted into the Ring of Honor with teammate Tony Dorsett, the same year he was inducted into the Pro Football Hall of Fame.

“Any honor I receive is a reflection on the great teammates and coaches I had in my career,” White said. “There’s a real special group of guys with the Cowboys, and to be a part of that was a great honor.” He was born Jan. 15, 1953, in Pittsburgh, Pa.

#### WHITE’S ACCOMPLISHMENTS:

- ★ 9-Time Pro Bowl selection
- ★ 8-Time All-Pro
- ★ Co-MVP Super Bowl XII
- ★ 1978 Defensive Player of the Year
- ★ 1982 NFL Defensive Lineman of the Year
- ★ Super Bowl XII Title
- ★ 3 NFC Titles
- ★ 5 Division Titles
- ★ 3rd Franchise History Career Sacks (111.0)
- ★ 3rd Franchise History Career Solo Tackles (701)
- ★ 3rd Franchise History Career Combined Tackles (1,104)
- ★ 5th Franchise History Games Played (209)
- ★ Outland Trophy – University of Maryland
- ★ Lombardi Trophy – University of Maryland

#### WHITE’S CAREER TOTALS

Year Team	Games	Solo	Asst.	Total	Sacks	Rec.
1975 Dallas.....	14	13	6	19	7.0	2
1976 Dallas.....	14	25	17	42	6.0	1
1977 Dallas.....	14	70	48	118	13.0	2
1978 Dallas.....	16	75	48	123	16.0	0
1979 Dallas.....	15	50	41	91	5.0	1
1980 Dallas.....	16	56	32	88	6.5	0
1981 Dallas.....	16	61	33	94	8.5	0
1982 Dallas.....	9	22	21	43	2.5	1
1983 Dallas.....	16	67	33	100	12.5	1
1984 Dallas.....	16	81	27	108	12.5	0
1985 Dallas.....	16	61	34	95	10.5	0
1986 Dallas.....	16	73	30	103	6.5	2
1987 Dallas.....	15	39	25	64	6.0	0
1988 Dallas.....	16	8	8	16	1.5	0
<b>Total .....</b>	<b>209</b>	<b>701</b>	<b>403</b>	<b>1,104</b>	<b>111.0</b>	<b>10</b>



# 70 ★ RAYFIELD WRIGHT ★

## Offensive Tackle, 1967-79

### INDUCTED – 2006

Only 11 players have played football for the Dallas Cowboys longer than Rayfield Wright's 13 seasons, and only nine players in the history of the Cowboys organization have been to more Pro Bowls than Wright's six.

After playing tight end, tackle and defensive end during his first three NFL seasons, Wright settled in at right tackle in 1970. Before undergoing knee surgery that forced him to miss most of the 1977 season, Wright was acknowledged as the NFL's premier offensive tackle. Wright was selected to six straight Pro Bowls (1971-76) as a tackle while earning All-Pro honors four times and earning recognition on the NFL's all-decade team for the 1970s.

During each of his 13 seasons, the Cowboys offense ranked in the top six in the NFL for total offense, including leading the league five times. Behind his blocking, Calvin Hill became the first 1,000-yard rusher in team history when he ran for 1,036 yards in 1972. All totaled, Dallas had a running back clear the 1,000-yard barrier five times during his tenure. Also behind his blocking, Roger Staubach became the first quarterback in franchise history to throw for more than 3,000 yards in a season when he totaled 3,190 passing yards in 1978, the year Wright returned from his knee surgery.

In his 13-year NFL career with the Dallas Cowboys, Wright was a key contributor to teams that had 13 straight winning seasons, made 12 playoff trips and won 10 division titles. He also played in eight conference championship games and won five NFC Championships (1970, 1971, 1975, 1977, 1978) and two Super Bowls (VI and XII). He was part of a team that had a 74.1% winning percentage in the regular season (137-48-1) and a 60.0% winning percentage in the post season (15-10).

During his 13 seasons, Wright was a participant in five Super Bowls, claiming the ultimate prize twice. Only three players in NFL history has appeared in more Super Bowls than Wright and he is one of only 22 players in NFL history, one-of-two offensive tackles, to have played in five Super Bowls.

During Wright's career, the Cowboys were the only team to play in five Super Bowls in one calendar decade – or in any 10-year period of time – advancing to the Super Bowl following the 1970, 1971 1975, 1977 and 1978 seasons.

Rayfield Wright was inducted into the Dallas Cowboys Ring of Honor on October 10, 2004, and the Pro Football Hall of Fam in 2006.

He was born August 23, 1945, in Griffin, Ga.

#### WRIGHT'S ACCOMPLISHMENTS:

- ★ 6-time Pro Bowl selection
- ★ 4-time All Pro
- ★ Super Bowl VI and XII titles
- ★ 5 NFC Championships
- ★ 10 Division Titles
- ★ 1970s member of NFL's All-Decade Team



*Rayfield Wright became the first Cowboys offensive lineman selected to both the Pro Football Hall of Fame and the Ring of Honor at Texas Stadium.*


# Ring of Honor

The Cowboys honor those who made outstanding contributions to the club by inducting them into the Ring of Honor at AT&T Stadium. Their names and the years of service are prominently displayed in silver on the wall above the seats at AT&T Stadium. The 22 members of the Cowboys Ring of Honor:



## ★ TROY AIKMAN ★ Quarterback, 1989-2000

Troy Aikman joined the Cowboys as the first overall pick in the 1989 NFL Draft out of UCLA. After guiding the franchise to three Super Bowl titles, Aikman retired holding or tied for 47 club passing records, including career attempts (4,715), completions (2,898), passing yards (32,942), touchdowns (165) and completion percentage (61.5%). At the time, he was the winningest quarterback of any decade, having finished his career with 94 regular season wins in the 90s. Aikman was a six-time Pro Bowler and the MVP of Super Bowl XXVII. He was inducted into the Ring of Honor with Emmitt Smith and Michael Irvin on Monday Sept. 19, 2005 at halftime of the Cowboys-Redskins game. Aikman was elected to the Pro Football Hall of Fame in 2006.



## ★ LARRY ALLEN ★ Offensive Line, 1994-2005

Larry Allen finished his Dallas Cowboys career as one of the most decorated offensive players in Dallas Cowboys and NFL history. He was named to more Pro Bowls (10) than any other offensive lineman in Cowboys history. He earned his 11th trip in 2006 while finishing his career with the San Francisco 49ers. He was named All-Pro seven times, six times at guard and once at tackle. With his selection to the Pro Bowl at tackle in 1998, he became just the third player in league history to be selected to the all-star game at more than one offensive line position. In 12 seasons in Dallas, he played all but one offensive line position (center). Was a key part of the 1995 Super Bowl champion team. Inducted during halftime of the Cowboys-Seahawks game on Nov. 6, 2011. Elected to the Pro Football Hall of Fame in 2013.

## ★ GIL BRANDT ★ Vice President of Player Personnel, 1960-88

As the Dallas Cowboys original vice president of player personnel for the first 29 years of the franchise's existence, Gil Brandt oversaw the acquisition of 15 of the 19 players who are currently in the Ring of Honor. That included two undrafted free agents - Cliff Harris and Drew Pearson - a pair of seventh round picks - Rayfield Wright and Bob Hayes - and a 10th round choice - Roger Staubach. From that group, nine are also in the Pro Football Hall of Fame. Brandt was responsible for signing 53 players who earned a combined total of 178 Pro Bowl appearances. Brandt was also an innovator, introducing computers and technology into the player evaluation process, as well as such standard testing as the 40-yard dash. He was inducted into the Ring of Honor during halftime of the Cowboys-Saints game on Nov. 29, 2018. Elected to the Pro Football Hall of Fame in 2019.



STAFF

PLAYERS

2022 SEASON

RECORDS

PLAYOFF RECORDS

RING OF HONOR

SIDELINES



## ★ TONY DORSETT ★

Running Back, 1977-1987

Tony Dorsett finished his career as the second leading rusher in NFL history and played in five NFC Championship Games, two Super Bowls and four Pro Bowls. After guiding the University of Pittsburgh to the 1976 national title and claiming the Heisman Trophy, Dorsett captured rookie of the year honors in 1977. He also holds the NFL record with a 99-yard touchdown run. Inducted into the Ring of Honor in 1994, Dorsett was also elected to the Pro Football Hall of Fame in 1994. Dorsett was inducted into the Ring of Honor at halftime of the Cowboys-Arizona game on Oct. 9, 1994.

## ★ CHARLES HALEY ★

Defensive End, 1992-1996

Charles Haley was the first player in NFL history to win five Super Bowls - Tom Brady, five - (two with San Francisco and three with Dallas). He arrived in Dallas after six seasons as a pass rushing threat for the 49ers. Upon his arrival, he was moved to defensive end and had back-to-back double-digit sack seasons (1994-95). He was a member of 10 division championship teams in his 12 NFL seasons and played for a team with a winning record through each of his first 11 years. In 63 games played for Dallas, Haley racked up 34.0 sacks and through his 169-game career, he amassed 100.5 sacks. Inducted during halftime of the Cowboys-Seahawks game on Nov. 6, 2011. Haley was elected into the Pro Football Hall of Fame in 2013.



## ★ CLIFF HARRIS ★

Safety, 1970-79

Nicknamed "Captain Crash," Cliff Harris went undrafted in 1970 out of tiny Ouachita Baptist in Arkansas, but he eventually found the starting lineup as a rookie and went on to start nine consecutive years. He was named to six Pro Bowls and four All-NFL teams, and he was a member of two Super Bowl winning teams. Harris was at his best in the postseason, finishing his career with six interceptions in 21 playoff games. Harris was a member of the 1970s NFL all-decade team. Harris was inducted into the Ring of Honor at halftime of the Cowboys-N.Y. Giants game on Oct. 10, 2004 and the Pro Football Hall of Fame in 2020.

## ★ BOB HAYES ★

Wide Receiver, 1965-1974

Bob Hayes led the Cowboys in receptions three times and accumulated 365 receptions for 7,295 receiving yards during his 10-year career. His 71 career touchdown receptions rank second in Cowboys history (Dez Bryant, 73). Hayes also registered remarkable career numbers for average yards-per-catch (20.0) and average yards-per-punt return (11.1). He was a three-time Pro Bowl selection and four-time All-Pro. One of the greatest sprinters in the history of track and field, Hayes joined the Cowboys with the title of "World's Fastest Human" after winning the Olympic gold medal in the 100 meters in Tokyo in 1964. Hayes was inducted into the Ring of Honor at halftime of the Cowboys against San Diego on Sept 23, 2001. Hayes was elected to the Pro Football Hall of Fame in 2009.





## ★ CHUCK HOWLEY ★

Linebacker, 1961-1973

When Chuck Howley retired in 1973, Tom Landry said "I don't know that I've seen anybody better at linebacker than Howley." A six-time All-Pro, Howley was the most valuable player in Super Bowl V. The Cowboys traded for Howley, who was drafted by Chicago in 1958. He was an All-America center at West Virginia. A six-time Pro Bowl selection, Howley was inducted into the Ring of Honor at halftime of the Cowboys against Detroit, Oct. 30, 1977. Howley was elected to the Pro Football Hall of Fame in 2023.

## ★ MICHAEL IRVIN ★

Wide Receiver, 1988-1999

Michael "The Playmaker" Irvin helped lead the Dallas Cowboys to six division titles and three Super Bowl rings before a spinal injury cut his playing career short. Irvin was the team's top receiver for eight consecutive seasons and retired as the Cowboys all-time leader in receptions (750), receiving yards (11,904), playoff receptions (87) and playoff receiving yards (1,315). As a five-time Pro Bowl selection, between 1991-98, Irvin has two more appearances than any other receiver in club history. Irvin was inducted into the Ring of Honor with Emmitt Smith and Troy Aikman on Monday Sept. 19, 2005 at halftime of the Cowboys-Redskins game. Irvin was elected to the Pro Football Hall of Fame in 2007.



## ★ LEE ROY JORDAN ★

Linebacker, 1963-1976

The inspirational leader of the Cowboys first championship teams was Lee Roy Jordan. The Cowboys first-round draft choice in 1963 following an All-America career at Alabama, Jordan anchored the "Doomsday Defense" from his middle linebacker position for 14 years. He was named to the Pro Bowl five times and All-Pro twice. Jordan was inducted into the Ring of Honor at halftime of the Cowboys against Arizona on Oct. 29, 1989.



## ★ TOM LANDRY ★

Head Coach, 1960-1988

The first head coach of the Cowboys, Tom Landry led Dallas to two Super Bowl wins and five NFC titles in his 29 years at the Cowboys helm. He compiled a career record of 270-178-6, the third most wins in NFL history, and was elected to the Pro Football Hall of Fame in 1990. Landry was inducted into the Ring of Honor at halftime of the Cowboys against N.Y. Giants on Nov. 7, 1993.





★ **BOB LILLY** ★  
Defensive Tackle, 1961-1974

Nicknamed "Mr. Cowboy," Bob Lilly was the franchise's first draft choice in 1961, the first name in the Ring of Honor in 1975 and its first inductee into the Pro Football Hall of Fame in 1980. A seven-time All-Pro, Lilly was named to a club-record tying 11 Pro Bowls. He was a two-time All-SWC pick and an All-America at Texas Christian University before being drafted by Dallas. Lilly was inducted into the Ring of Honor at halftime of the Cowboys against Philadelphia on Nov. 23, 1975.


★ **DON MEREDITH** ★  
Quarterback, 1960-1968

Don Meredith led the Cowboys to their first winning season and their first NFL Championship Game in 1966. Signed by Clint Murchison, Jr. before Dallas was granted its NFL franchise, "Dandy Don" played in two Pro Bowls and was named NFL Player of the Year in 1966. A two-time All-American at SMU, Meredith was inducted into the Ring of Honor at halftime of the Cowboys against N.Y. Giants on Nov. 7, 1976.



★ **DREW PEARSON** ★  
Wide Receiver, 1973-1983

In 11 seasons with the Dallas Cowboys, Drew Pearson rose from unknown to legend. A former undrafted free agent, Pearson was named to the All-Decade Team of the 1970s as he earned a niche as one of the top clutch receivers in football history. He led the team in receptions and receiving yards four consecutive seasons (1974-77) and recorded two 1,000-yard campaigns. He has a resume filled with memorable game-winning catches. In 1980 he became the all-time leading receiver in receptions, and in 1983, he took the top spot for receiving yards. He is littered through team and league postseason record books, including a catch in a club-record 22 consecutive playoff games. He was a key member of the 1977 Super Bowl XII Championship squad. Inducted during halftime of the Cowboys-Seahawks game on Nov. 6, 2011. Pearson was elected to the Pro Football Hall of Fame in 2021.



★ **DON PERKINS** ★  
Running Back, 1961-1968

Don Perkins was the first Cowboys player to rush for more than 6,000 yards. A six-time Pro Bowl selection, Perkins finished among the top 10 NFL rushers in each of his eight seasons. He was named NFL Rookie of the Year in 1961 and All-NFL in 1962. Perkins was signed before Dallas was granted its NFL franchise. A three-time All-Skyline pick at New Mexico, Perkins was inducted into the Ring of Honor at halftime of the Cowboys against N.Y. Giants on Nov. 7, 1976.







## ★ MEL RENFRO ★

Defensive Back, 1964-1977

Mel Renfro was named to the Pro Bowl his first 10 seasons in the NFL. He is the club's all-time leading interceptor with 52 and kickoff returner with a 26.4-yard career average. Renfro was drafted in the second round in 1964 after a career as an All-America halfback and world class sprinter at Oregon. A five-time All-Pro, Renfro was inducted into the Ring of Honor at halftime of the Cowboys against Miami, Oct. 25, 1981. In 1996 Renfro was elected to the Pro Football Hall of Fame.

## ★ TEX SCHRAMM ★

President and General Manager, 1959-1989

Texas Earnest Schramm Jr., served 29 seasons as president and general manager of the Cowboys, turning a 1960 expansion team into one of the most successful franchises in NFL history. Under Schramm, the team reached five Super Bowls, winning two, made 18 playoff appearances and compiled an NFL-record 20 consecutive winning seasons. Schramm was instrumental in creating the Dallas Cowboys Cheerleaders, developing the Cowboys Ring of Honor and bringing an annual Cowboys Thanksgiving Day game to the nation. Schramm, as chairman of the NFL Competition Committee from 1966 to 1988, was a driving force behind the development of instant replay, giving the head referee a microphone for penalty announcements and developing the wild-card playoff system. One of Schramm's most significant accomplishments was coordinating the merger of the NFL and the American Football League in 1966. He was inducted into the Pro Football Hall of Fame in 1991. Schramm was inducted into the Ring of Honor at halftime of the Cowboys game against Philadelphia on Oct. 12, 2003.



## ★ EMMITT SMITH ★

Running Back, 1990-2002

Emmitt Smith retired as the NFL's all-time rushing leader with 18,355 yards and scored more rushing touchdowns (164) than any other player in NFL history. Smith was selected to the Pro Bowl eight times, won four NFL rushing titles ('91, '92, '93 and '95), three Super Bowl titles, and a league (1993) and Super Bowl (XXVIII) MVP award. Smith broke Walter Payton's NFL rushing record at Texas Stadium on Oct. 27, 2002 on an 11-yard run in the fourth quarter against the Seattle Seahawks. Smith was inducted into the Ring of Honor with Troy Aikman and Michael Irvin on Monday Sept. 19, 2005 at halftime of the Cowboys-Redskins game. Smith was elected to the Pro Football Hall of Fame in 2010.



## ★ ROGER STAUBACH ★

Quarterback, 1969-1979

Roger Staubach led the Cowboys to six NFC Championship Games, four Super Bowls and two Super Bowl titles. A great clutch performer, Staubach led Dallas to comeback victories 23 times, 14 in the last two minutes or overtime. A five-time Pro Bowler, he was drafted by Dallas in 1964 after winning the Heisman Trophy and Maxwell Award at the Naval Academy. Staubach was inducted into the Ring of Honor at halftime of the Cowboys against Tampa Bay, Oct. 9, 1983. Staubach was elected to the Pro Football Hall of Fame in 1985.





## ★ RANDY WHITE ★

Defensive Tackle, 1975-1988

A nine-time Pro Bowler during his 14 years with Dallas, Randy White established a club-record with eight straight All-Pro selections. White was co-MVP (with teammate Harvey Martin) in the Cowboys Super Bowl XII victory over Denver. A consensus All-America defensive end for Maryland in 1974, White won both the Outland Trophy and the Vince Lombardi Awards. White was inducted into the Ring of Honor at halftime of the Cowboys against Arizona on Oct. 9, 1994. White was also elected to the Pro Football Hall of Fame in 1994.

## ★ DARREN WOODSON ★

Safety, 1992-2003

Darren Woodson retired as the Dallas Cowboys all-time tackle leader, posting 1,350 through his 12-year playing career. Originally drafted in the second round of the 1992 draft, coming out of school as a linebacker, Woodson made the switch to safety and flourished in all phases of his career. He was a key part of a defense that won three Super Bowl Championships. A five-time Pro Bowler, Woodson is the only player in Cowboys history to play under five head coaches - Jimmy Johnson, Barry Switzer, Chan Gailey, Dave Campo and Bill Parcells. Until the year he finished playing, Woodson was a regular on special teams units, ranking second in club history with 134 career special teams tackles. Woodson was inducted into the Ring of Honor at halftime of the Cowboys-Seahawks game on Nov. 1, 2015.



## ★ RAYFIELD WRIGHT ★

Tackle, 1967-1979

Rayfield Wright is the only offensive lineman in the Ring of Honor. A seventh-round draft choice, Wright made the conversion from tight end to tackle and became the Cowboys most decorated offensive lineman of the 1970s. During his 13-year career, the "Big Cat" was selected to the Pro Bowl six times, named All-Pro on four occasions and was on two Super Bowl-winning teams in the 1970s. He was the leader of Dallas offensive line units that produced the club's first five 1,000-yard individual rushing seasons. Wright was inducted into the Ring of Honor at halftime of the Cowboys-N.Y. Giants game on Oct. 10, 2004. Wright was elected to the Pro Football Hall of Fame in 2006.



# Historical Highlights

## 1960

**LANDRY HIRED** – Clint Murchison, Jr., and Bedford Wynne sign N.Y. Giants defensive assistant Tom Landry to a personal services contract on Dec. 27, 1959, with the intention of naming him head coach once they are awarded an expansion franchise by the NFL.

**NFL FRANCHISE** – Clint Murchison, Jr., and Bedford Wynne were awarded an expansion franchise in the NFL at the annual league meeting in Miami Beach, Fla. The Cowboys were to play as a “swing” team, playing every other team one time during the first season, although listed in the Western Conference standings (January 28).

**COWBOYS STOCKED** – A player pool was set up in the league meeting in Los Angeles, with each of 12 NFL teams freezing 25 names on its roster and the Cowboys allowed to pick three from each team for a total of 36 veterans. Dallas, once given the list, had to select its 36 players within 24 hours (March 13).

**TRAINING STARTS** – Rookies report to first Cowboys camp at Pacific University in Forest Grove, Oregon (July 9).

**FIRST PRE-SEASON GAME** – The Cowboys, less than six months in existence, get their first test and drop a 16-10 preseason game to San Francisco in Seattle (August 6).

**FIRST HOME GAME** – In their Dallas debut, in the Salesmanship Club preseason game, the Cowboys led the world champion Baltimore Colts into the final minute before a 62-yard pass from Johnny Unitas to Lenny Moore gave the Colts a 14-10 victory (August 19).

**FIRST VICTORY** – In a preseason game at Louisville, KY, the Cowboys beat the New York's Giants, 14-3, with Frank Clarke catching touchdown passes for 73 yards (Eddie LeBaron) and 74 yards (Don Meredith) (August 27).

**FIRST LEAGUE GAME** – In their first league game, Dallas fell to Pittsburgh, 35-28, with Bobby Layne leading a fourth-period Steelers rally (Sept. 24, Saturday night).

**STREAK SNAPPED** – Dallas snaps a 10-game loss streak by tying the N.Y. Giants, 31-31, at Yankee Stadium (Dec. 4).

## 1961

**TRAINING STARTS** – Rookies launch training at new campsite – St. Olaf College in Northfield, Minn. (July 9).

**FIRST LEAGUE WIN** – Scoring 10 points in the final 56 seconds, the Cowboys score their first NFL victory, 27-24, over Pittsburgh in the '61 league opener in the Cotton Bowl. Allen Green's 27-yard field goal on the game's final play won it before 23,500 spectators (Sept. 17).

## 1962

**TRAINING STARTS** – Team begins training at new campsite – Northern Michigan College in Marquette, Mich. (July 13).

**PENALTY HISTORY** – For the first time in anyone's memory in an NFL game, points were awarded for a penalty. The Cowboys were holding in the end zone on a 99-yard touchdown pass from LeBaron to Clarke, and Pittsburgh was awarded a safety. The Steelers eventually won, 30-28 (Sept. 23).

**100-YARD FIRSTS** – Amos Marsh returned a kickoff 101 yards and Mike Gaechter returned a pass interception 100 yards, both plays for fourth quarter touchdowns in a 41-19 win over Philadelphia in Dallas. It was the first time in NFL history that two 100-yard runs had been made in the same game, much less by the same team in the same quarter (Oct. 14).

## 1963

**SHIFT TO KANSAS CITY** – The rival Dallas Texans of the AFL announce they are moving the franchise to Kansas City (Feb. 8).

**CALIFORNIA TRAINING SITE** – The Cowboys open training at California Lutheran College in Thousand Oaks, Calif. (July 12).

**HOWTON SETS RECORD** – Bill Howton broke Don Hutson's all-time receiving mark with a 14-yard catch at Washington. Hutson's record was 7,991 yards and the catch gave Howton an even 8,000 yards (Sept. 29).

## 1964

**LANDRY CONTRACT** – With one year to go on his original contract, Tom Landry is signed to a 10-year extension, in effect giving him an 11-year pact, possibly the longest in major pro sports history (Feb. 5).

## 1965

**FIRST SELLOUT** – An overflow crowd of 76,251 jams the Cotton Bowl for the Cleveland game, notching the team's first home sellout. Cleveland won, 24-17 (Nov. 21).

## 1966

**PLAYOFF BOWL** – After defeating New York, 38-20, in the season finale (and winning five of their last seven games) to get into the Playoff Bowl at Miami, the Cowboys fall to Baltimore, 35-3 (Jan. 15).

**MERGER** – Peace comes to pro football with Cowboys General Manager Tex Schramm completing two months of negotiations with AFL's Lamar Hunt, merging the two leagues under the NFL banner (June 8).

**SCHRAMM ELEVATED** – Texas E. Schramm, Vice President and General Manager of the Cowboys from the beginning, was named President of the club by Owner Clint Murchison, Jr., who retained the title of Chairman of the Board.

**NEELY CASE SOLVED** – Dallas and Houston reached agreement in the Ralph Neely case. Neely remained with Dallas with Houston receiving the Cowboys Nos. 1, 2 and two fifth round picks in the 1967 draft (Nov. 17).

**THE CHAMPIONSHIP** – The Cowboys won their first championship, capturing the Eastern Conference title with a 10-3-1 record, but lost the NFL Championship Game to Green Bay, 34-27.

## 1967

**TEXAS STADIUM** – On Dec. 23, Owner Clint Murchison, Jr. formally announced plans to build Texas Stadium in suburban Irving. The stadium, to be financed through a bond-option plan, would be ready for the 1970 season. The stadium would seat a minimum of 58,000.

**SECOND CHAMPIONSHIP** – Under the NFL's new format, the Cowboys easily won the Capitol Division and defeated Cleveland, Century Division winner, 52-14, in the Cotton Bowl for the Eastern conference championship. However, on Dec. 31 in Green Bay, the Cowboys lost their second bid for an NFL title, falling to the Packers, 21-17, in the 13 degree below weather.

## 1968

**WIN CAPITOL** – For the second straight year the Cowboys won the Capitol Division, but for the first time in three years the Cowboys did not win the Eastern Championship, being upset at Cleveland, 31-20, on Dec. 21. Dallas won the Runner-Up Bowl over Minnesota, 17-13.

## 1969

**TEXAS STADIUM** – Ground was broken for Texas Stadium in suburban Irving on January 25, and on June 29 Bert Rose was named general manager of the stadium.

**ORIGINALS RETIRE** – An era ended for the Cowboys in July. On July 5th at a press conference in Dallas, quarterback Don Meredith, the last of the original Cowboys, announced his retirement. Then, on July 18th, the day the veterans were to report to training camp, all-time rushing great Don Perkins officially retired.

**REPEAT CAPITOL WINS** – Once again the Cowboys rolled to the Capitol Division Championship with an 11-2-1 season. However, the Cowboys failed to win the Eastern Championship when on Dec. 28, the Cowboys lost to Cleveland, 38-14, in the Cotton Bowl.

## 1970

**FIVE STRAIGHT PLAYOFFS** – The Cowboys won their last five games to finish 10-4, claim the Eastern Division championship and make the playoffs for the fifth year in a row. They defeated Detroit, 5-0, in the opening round to get a shot at the National Conference championship.

**FIRST NFC TITLE** – The Cowboys captured the biggest prize of their 11-year history on Jan. 3, 1971 when they downed San Francisco, 17-10, for the NFC crown. A 16-13 loss to Baltimore in the Super Bowl Jan. 17 left Dallas with one major goal still unrealized.

## 1971

**TEXAS STADIUM** – The Cowboys opened a new era in their sparkling Irving, Texas, home with a 44-21 victory over the New England Patriots on Oct. 24. Duane Thomas scored the first touchdown in the new stadium, a 56-yard run just two minutes and 16 seconds after the opening kickoff. Attendance was 65,708.

**SIX STRAIGHT PLAYOFFS** – The Cowboys won their last seven games to finish 11-3, claim the Eastern Division championship and make the playoffs for the sixth year in a row. They defeated Minnesota, 20-12, in the opening round.

**SECOND NFC TITLE** – For the second consecutive year, the Cowboys met the San Francisco 49ers in the National Conference showdown. This time Dallas won 14-3, to qualify for its second straight Super Bowl.

**FIRST WORLD CHAMPIONSHIP** – The Cowboys downed the Miami Dolphins, 24-3, to win Super Bowl VI in New Orleans on Jan. 16. It was the 10th victory in a row for Dallas as Roger Staubach passed for two touchdowns and was named the game's Most Valuable Player.

## 1972

**FIRST 1,000-YARD BACK** – Calvin Hill became the first Dallas player to rush for 1,000 yards when he gained 111 on Dec. 9 against the Washington Redskins in Texas Stadium. Hill wound up with 1,036 yards for the season on a then record 245 carries.

**SEVEN STRAIGHT PLAYOFFS** – The Cowboys qualified for the NFL playoffs a record seventh consecutive year, their 10-4 record earning them the National Conference Wild Card berth. Roger Staubach passed for two touchdowns in the last 1:30 to give the Cowboys a 30-28 victory at San Francisco in the first round. Then, at Washington on New Year's Eve, Dallas was foiled in its bid for a third straight NFL title with the Redskins win, 16-3.

## 1973

**100 VICTORIES** – The Cowboys and Coach Tom Landry recorded their 100th victory with a 40-3 Texas Stadium win over the New Orleans Saints on Sept. 24. Landry ended the season with a career mark of 108-80-6 to rank ninth on the list of the NFL's all-time winningest coaches.

**EIGHT STRAIGHT PLAYOFFS** – The Cowboys regained the NFC Eastern Division title with a 10-4 record and broke their own NFL record by reaching the playoffs for the eighth year in a row. Dallas defeated the Western Division champion Los Angeles Rams in the first round, 27-16, but fell to Central Division winner Minnesota in the NFC Championship Game, 27-10.

## 1974

**FIRST TOP DRAFT CHOICE** – For the first time in their history, the Cowboys had the very first choice in the NFL Draft. The No. 1 pick came to Dallas from Houston in exchange for Tody Smith and Billy Parks. The Cowboys selected Ed "Too Tall" Jones, a 6-9, 260-pound defensive end from Tennessee State.

**PLAYOFFS MISSED** – The record breaking string of eight straight years in the NFL playoffs was broken when the club's 8-6 record failed to qualify.

## 1975

**LILLY HONORED** – "Mr. Cowboy" was honored on Bob Lilly Day at Texas Stadium at halftime of the Philadelphia game on Nov. 23. It was first such recognition ever given to a Dallas player. Lilly never missed a game in 14 years with the Cowboys, earning All-Pro honors seven times at defensive tackle before retiring prior to the '75 season.

**TEN STRAIGHT WINNING SEASONS** – The Cowboys 10-4 record earned them the NFC Wild Card berth in the playoffs. The composite record over 10 straight winning seasons was 101-37-2.

**THIRD NFC TITLE** – After shocking Minnesota in the first round, 17-14, on Roger Staubach's 50-yard "Hail Mary" pass to Drew Pearson, the Cowboys traveled to Los Angeles for the NFC showdown. Staubach threw four touchdown passes, three to Preston Pearson, and Dallas won, 37-7. Pittsburgh won Super Bowl X on Jan. 18 in Miami, 21-17.

## 1976

**MEREDITH, PERKINS HONORED** – Former Cowboys greats Don Meredith and Don Perkins joined Bob Lilly in the Ring of Honor at Texas Stadium during halftime ceremonies at the New York Giants game on Nov. 7.

**ELEVEN STRAIGHT WINNING SEASONS** – The Cowboys won the NFC Eastern Division title with their 11-3 record, giving them their 11th straight winning season and 10th playoff berth in that period. A 14-12 first round loss to Los Angeles – the first time Dallas had lost in the first round under the current playoff setup – ended the season.

## 1977

**HOWLEY HONORED** – Former All-Pro linebacker Chuck Howley, a Cowboy from 1961 through 1973, became the fourth member of the Ring of Honor. Howley was honored during ceremonies at halftime of the Detroit Lions game on Oct. 30.

**TWELVE STRAIGHT WINNING SEASONS** – Getting off to an 8-0 start, their best ever, the Cowboys rolled to a 12-2 record, the championship of the NFC East, and their 12th consecutive winning season. They opened their 11th visit to the playoffs in those 12 years with a 37-7 first-round victory over the Chicago Bears at Texas Stadium.

**FOURTH NFC TITLE** – Dallas crushed the Minnesota Vikings at Texas Stadium, 23-6, for National Conference crown No. 4 and the right to meet the Denver Broncos in Super Bowl XII.

**SECOND WORLD CHAMPIONSHIP** – The Cowboys stopped the Denver Broncos, 27-10, to win Super Bowl XII in New Orleans on Jan. 15, 1978. In the process, Dallas tied Minnesota for most Super Bowl appearances (four) and Green Bay, Miami and Pittsburgh for most Super Bowl victories (two). Defensive linemen Harvey Martin and Randy White were named co-MVPs in the game.

## 1978

**THIRTEEN STRAIGHT WINNING SEASONS** – After a mediocre 6-4 start, the Cowboys won six straight games to finish the expanded regular season with a 12-4 record and their 10th division crown. It marked the Cowboys 13th consecutive winning season and 12th trip to the playoffs in that span. Dallas rallied to beat Atlanta 27-20 in a divisional playoff at Texas Stadium, sending the Cowboys to their seventh NFC championship game in the past nine years.

**FIFTH NFC TITLE** – Dallas shut out the Rams in Los Angeles 28-0 in the National Conference title game to advance to the Super Bowl a record fifth time, including three of the last four. In the first Super Bowl rematch, Pittsburgh edged the Cowboys 35-31 for the NFL championship on Jan. 21 in Miami's Orange Bowl.

## 1979

**TWENTIETH ANNIVERSARY** – The Cowboys celebrated their 20th anniversary season at halftime of the St. Louis Cardinals game at Texas Stadium on Oct. 21. Star players from each of those 20 seasons plus Coach Tom Landry were introduced during the halftime ceremonies.

**FOURTH STRAIGHT NFC EAST TITLE** – The Cowboys won their final three regular season games to finish with an 11-5 record, their 11th division championship, including the past four NFC East titles, and 14th consecutive winning season. The Cowboys made their 13th trip to the playoffs in those 14 years, but were eliminated by Los Angeles 21-19 in a divisional playoff at Texas Stadium.

## 1980

**STAUBACH RETIRES** – At a press conference at Texas Stadium on March 31, quarterback Roger Staubach announced his retirement after 11 record-breaking years with the Cowboys. Staubach held all major Cowboys passing records and was the all-time leading NFL passer.

**LILLY ENTERS HALL OF FAME** – Bob Lilly, a seven-time All-Pro defensive tackle in his 14-year career with the Cowboys from 1961-74, became the first Cowboys player to be inducted into the Pro Football Hall of Fame. Enshrined along with Lilly on Aug. 2 at Canton, Ohio, were Herb Adderley, who played for the Cowboys from 1970-71, Jim Otto and Deacon Jones.

**FIFTEEN STRAIGHT WINNING SEASONS** – Behind new starting quarterback Danny White, the Cowboys rolled to their 15th consecutive winning season with a surprising 12-4 record, tied for best in the league with Philadelphia and Atlanta. The Cowboys lost the NFC East title to Philadelphia on a tie-breaker, but entered the playoffs for the 14th time in 15 years, this time as a wild card team. The Cowboys beat Los Angeles 34-13 at Texas Stadium in the NFC Wild Card Game and rallied past the Falcons at Atlanta 30-27 to advance to the NFC Championship Game at Philadelphia. But the Cowboys lost 20-7 in their bid for a sixth Super Bowl appearance.

**LANDRY'S 200TH VICTORY** – Tom Landry joined George Halas and Curly Lambeau as the only coaches with 200 NFL victories when the Cowboys beat Los Angeles 34-13 on Dec. 28 at Texas Stadium in the NFC Wild Card Game, raising Landry's record to 200-119-6, counting regular season and playoff games.

## 1981

**RENFRO HONORED** – Former All-Pro defensive back Mel Renfro, the Cowboys all-time leading pass interceptor, became the fifth member of the Cowboys Ring of Honor. Renfro, who played for Dallas from 1964 through 1977, was honored during halftime ceremonies of the Cowboys-Miami Dolphins game at Texas Stadium on Oct. 25.

**TWELFTH DIVISION CHAMPIONSHIP** – The Cowboys regained the NFC Eastern Division Championship, their 12th division title since 1966, with a 12-4 record and tied Oakland's NFL mark of 16 consecutive winning seasons. Entering the playoffs for the 15th time in that span, the Cowboys advanced to the NFC Championship Game for the ninth time in 12 years by routing Tampa Bay 38-0 at Texas Stadium. But for the second year in a row Dallas lost the conference title game. San Francisco scored a last-minute touchdown at Candlestick Park to edge the Cowboys 28-27 for a berth in Super Bowl XVI.

## 1982

**200TH REGULAR-SEASON VICTORY** – The Cowboys beat Washington 24-10 at RFK Stadium on Dec. 5 for the club's and Coach Tom Landry's 200th regular season victory.

**SEVENTEEN STRAIGHT WINNING SEASONS** – The Cowboys finished the strike-shortened regular season 6-3 to establish an NFL record of 17 consecutive winning seasons. Entering the playoffs for a record-tying eighth straight year and for the 16th time in 17 years, the Cowboys beat Tampa Bay 30-17 and Green Bay 37-26, both at Texas Stadium, to advance to the NFC Championship Game for the third year in a row. But again the Cowboys come up short, losing 31-17 at Washington.

## 1983

**STAUBACH HONORED** – Former quarterback Roger Staubach, who led the Cowboys to four Super Bowls, became the sixth member of the Ring of Honor during halftime ceremonies of the Cowboys-Tampa Bay game on Oct. 9.

**NEW HEADQUARTERS** – Ground was broken on Nov. 29 for the Cowboys new headquarters and training facility at Valley Ranch in northwest Dallas County.

**EIGHTEEN STRAIGHT WINNING SEASONS** – The Cowboys extended their NFL record to 18 consecutive winning seasons with a 12-4 finish. The club also set a league record with its ninth straight playoff appearance, qualifying as a wild card entry. The LA Rams eliminated Dallas from the playoffs, however, with a 24-17 upset victory at Texas Stadium in the NFC Wild Card Game on Dec. 26.

## 1984

**SILVER SEASON** – The Cowboys kicked off their 25th anniversary with a news conference at Texas Stadium on Jan. 27. President Tex Schramm announced the Cowboys would celebrate their 25th anniversary during 1984 under the theme "Silver Season."

**OWNERSHIP CHANGES HANDS** – The sale of the Cowboys from the Murchison family to an 11-member limited partnership headed by Dallas businessman H.R. "Bum" Bright was approved by NFL owners on March 19 at the league's annual meeting in Honolulu. The sale was completed on May 18.

**NINETEEN STRAIGHT WINNING SEASONS** – The Cowboys defeated the Eagles 26-10 in Philadelphia to extend their NFL record to 19 consecutive winning seasons. The Cowboys finished 9-7 and missed the playoffs for the first time in 10 years and only the second time in 19 years.

## 1985

**STAUBACH ENTERS HALL OF FAME** – Roger Staubach, the master of the comeback victory during his 11-year career as a Cowboys quarterback, was inducted into the Pro Football Hall of Fame in his first year of eligibility. Enshrined with Staubach on Aug. 3 at Canton, Ohio, were Pete Rozelle, Joe Namath, O.J. Simpson and Frank Gatski. Staubach joined Bob Lilly as the only players who spent their entire career with the Cowboys to be elected to the Hall of Fame.

**TEXAS STADIUM IMPROVEMENTS** – Texas Stadium unveiled a new look when the Cowboys opened their preseason schedule against Green Bay on Aug. 10. The stadium became the first to have two DiamondVision color scoreboards, and the addition of 118 Crown Suites gave Texas Stadium more private suites, 296, than any stadium in the nation.

**COWBOYS RANCH OPENS** – Cowboys players and coaches reported on Aug. 27 to the team's new headquarters and training facility at Cowboys Center in Valley Ranch.

**DORSETT PASSES 10,000 YARDS** – On a 19-yard sweep around left end, Tony Dorsett, became the sixth player in NFL history to rush for 10,000 yards. Dorsett's feat highlighted a 27-13 victory over Pittsburgh at Texas Stadium on Oct. 13.

**THIRTEENTH DIVISION CHAMPIONSHIP** – The Cowboys edged the New York Giants 28-21 on Dec. 15 at Texas Stadium to capture the NFC Eastern Division championship for the first time since 1981. Picked in most season previews to finish third or fourth in the division, the Cowboys rallied for their NFL record 20th consecutive winning season, a 13th division title in 20 years and a playoff berth for the 18th time in that span. But in their NFL record 36th playoff game appearance, the Cowboys fell 20-0 to the Los Angeles Rams in Anaheim Stadium on Jan. 4.

## 1986

**COWBOYS GO TO LONDON** – The Cowboys began preparations for their first trip to a foreign country when the NFL announced on March 12 that the Cowboys would play the Super Bowl champion Chicago Bears in a preseason game at London's Wembley Stadium on Aug. 3.

**100TH WIN AT TEXAS STADIUM** – Dallas defeated St. Louis 37-6 for the club's 100th victory at Texas Stadium. Since the facility opened in 1971 the Cowboys compiled a 100-25 (.800) record.

**STREAK BROKEN** – The Cowboys streak of 20 consecutive winning seasons from 1966 through 1985, third longest in professional sports history, came to an end when the club finished with a 7-9 record after losing seven of its last eight games. Only baseball's New York Yankees (39 straight winning seasons, 1926-64) and hockey's Montreal Canadiens (32 from 1951-52 through 1982-83) surpassed the Cowboys accomplishments.

## 1987

**FOUNDER DIES** – Cowboys founder Clint Murchison, Jr., died March 30 after a long illness. Murchison, 63, who owned the club until 1984, acquired the expansion Dallas franchise in the NFL in 1960. He hired Tex Schramm as general manager, gave Tom Landry a 10-year contract when his coaching career was in doubt in 1964 and was instrumental in the building of Texas Stadium.

**DORSETT GETS 12,000 YARDS** – Tony Dorsett became the fourth rusher in NFL history to gain more than 12,000 yards when he registered 52 yards against the Rams on Dec. 21 for a career total of 12,036. The only runners ahead of Dorsett were Walter Payton, Jim Brown and Franco Harris.

## 1988

**LANDRY TIES LAMBEAU** – Dallas opened the 1988 season against Pittsburgh on Sept. 12 and Tom Landry tied an NFL record held by Curly Lambeau by coaching in his 29th consecutive season with the same team. Lambeau led the Green Bay Packers from 1921-49.

## 1989

**JONES ACQUIRES COWBOYS, NAMES JOHNSON COACH** – Jerry Jones reached an agreement to purchase the Cowboys from Bum Bright on Feb. 25 and announced that University of Miami Coach Jimmy Johnson would replace Tom Landry.

**SALE APPROVED, SCHRAMM RESIGNS** – The sale of the Cowboys to Jerry Jones was unanimously approved by NFL owners on April 18 at a special meeting in New York. At the same meeting, Tex Schramm was named president of the new World League of American Football. He announced his resignation as president and general manager of the Cowboys after 29 years with the club.

**AIKMAN SIGNED** – The Cowboys, holding the No. 1 pick in the NFL Draft for only the second time in their history, announced the signing of quarterback Troy Aikman to a six-year contract on April 20.

**WALKER TRADED** – Herschel Walker is traded to Minnesota on Oct. 12 for five players, six conditional draft choices and a 1992 first round draft choice. Among the players who actually came to Dallas as a result of the trade included Emmitt Smith, Russell Maryland, Kevin Smith and Darren Woodson.

**JORDAN HONORED** – Former All-Pro linebacker Lee Roy Jordan (1963-76), became the seventh member of the Ring of Honor. Jordan was honored during ceremonies at halftime of the Phoenix Cardinals game on Oct. 29.

## 1990

**AUSTIN TRAINING CAMP** – Beginning on July 18, nearly 100,000 fans visit the Cowboys first ever in-state training camp at St. Edward's University in Austin, Tex.

**LANDRY ENTERS HALL OF FAME** – Tom Landry, who led the Cowboys to five Super Bowls and 20 consecutive winning seasons as the Cowboys head coach from 1960-88, was inducted into the Pro Football Hall of Fame in his first year of eligibility. Enshrined on Aug. 4 at Canton, Ohio, Landry joined former Dallas players Bob Lilly and Roger Staubach as the only Hall of Fame members who built their achievements with the Cowboys.

**SMITH ROOKIE OF THE YEAR, JOHNSON COACH OF THE YEAR** – Following a dramatic turn-around season where the team posted a 7-9 record and missed the playoffs by one game, Jimmy Johnson was named the NFL Coach of the Year by the Associated Press. Running back Emmitt Smith, who led all NFL rookie running backs in rushing yardage and touchdowns, was named the A.P.'s NFC Offensive Rookie of the Year.

## 1991

**RECORD DRAFT HAUL INCLUDES MARYLAND AS NO. 1 OVERALL PICK** – After a pre-draft trade with the New England Patriots, the Cowboys used the No. 1 overall selection in the NFL Draft for only the third time in franchise history. Dallas chose Outland Trophy winner Russell Maryland (DT) with the top pick. The Cowboys went on to acquire 16 more choices, setting a club record for most selections in a 12-round draft with 17 overall.

**SCHRAMM ENTERS HALL OF FAME** – One of the NFL's true innovators, and the guiding force behind the development of America's Team, Tex Schramm was inducted into the Pro Football Hall of Fame on July 27, 1991. Schramm, who served as the President and General Manager of the Dallas Cowboys from the team's inception in 1960 until his retirement in 1989, joined Staubach, Lilly and Landry with his enshrinement in Canton, Ohio.

**RETURN TO THE PLAYOFFS** – After winning the final five games of the season, Dallas finished with an 11-5 record – the team's best mark since the 1983 season. The initial spark to the winning streak was a 24-21 win over the eventual World Champion Washington Redskins on Nov. 24. The win, at Washington's RFK Stadium, ended the Redskins' bid for a perfect regular season after 11 straight wins. Dallas finished second in the NFC East and qualified as the NFC's No. 2 Wild Card Playoff entry, marking the club's first postseason trip since 1985. Dallas traveled to Chicago and defeated the Bears 17-13 in the opening round Wild Card Game before dropping a 38-6 decision at Detroit the following week.

**SMITH AND IRVIN LEAD NFL** – Emmitt Smith and Michael Irvin became the first two players from the same team to lead the NFL in rushing yardage and receiving yardage in the same season. Smith had 1,563 yards rushing, while Irvin set single-season club records for receptions (93) and receiving yardage (1,523). Both players were named to the NFC Pro Bowl squad along with tight end Jay Novacek and quarterback Troy Aikman. The Cowboys sent four offensive players to the Pro Bowl for the first time since 1979, and Irvin was named the MVP of the Pro Bowl Game.

## 1992

**JONES NAMED TO COMPETITION COMMITTEE** – On May 1, Jerry Jones, was appointed to the NFL's Competition Committee by Commissioner Paul Tagliabue. Jones became the first owner to serve on the prestigious committee since the death of Cincinnati's Paul Brown.



**FOURTEENTH DIVISION CHAMPIONSHIP** – Before a national television audience on ABC's Monday Night Football, the Cowboys defeated the Atlanta Falcons (41-17) at the Georgia Dome to claim the NFC Eastern Division Championship. The victory marked the Cowboys first divisional title since 1985.

**RECORD NUMBER OF OFFENSIVE PRO BOWL SELECTIONS** – Six players from the Cowboys offense were selected to play in the Pro Bowl: RB Emmitt Smith, TE Jay Novacek, QB Troy Aikman, WR Michael Irvin, G Nate Newton and C Mark Stepnoski. The six players establish a Dallas Cowboys record for most offensive players selected to the Pro Bowl.

**CLUB RECORD FOR VICTORIES/SMITH EARNS SECOND RUSHING TITLE** – On Dec. 27, Dallas defeated Chicago by a 17-14 score at Texas Stadium. The victory was the 13th of the year for Dallas, establishing a new club record for victories in a season. Emmitt Smith finished the season with 1,713 rushing yards, enabling him to become the first player to win back-to-back NFL rushing titles since Eric Dickerson (1983-84).

**ROAD ATTENDANCE RECORD SET** – The Cowboys set a new team record for road attendance by averaging 72,523 fans-per-road game in 1992. The team also played before a sold-out stadium in all 16 regular season games for the first time since the 1981 season.

**SIXTH NFC TITLE** – On January 17, 1993, the Cowboys defeated the San Francisco 49ers by a 30-20 score at Candlestick Park. The victory sends Dallas to Super Bowl XXVII in Pasadena, marking the Cowboys first NFC title, and Super Bowl trip, since 1978.

**THIRD WORLD CHAMPIONSHIP** – While making an NFL record sixth Super Bowl appearance, the Cowboys defeated Buffalo 52-17 in Super Bowl XXVII at the Rose Bowl in Pasadena on Jan. 31, 1993. The victory enabled the Cowboys to become the only franchise in NFL history to win more than one Super Bowl under two different ownerships. The Super Bowl crowd of 98,374 was the largest crowd to ever witness a Dallas Cowboys game. The game was also witnessed by 133.4 million television viewers, making Super Bowl XXVII the most watched event in television history.

## 1993

**WHITE HOUSE VISIT** – On March 5, the Super Bowl Champion Dallas Cowboys became the first athletic team to visit the White House under the Clinton administration. The Cowboys team visit to the White House was the first in club history.

**LANDRY HONORED** – Former Head Coach Tom Landry, who led Dallas to two Super Bowl wins and five NFC titles in his 29 years at the Cowboys helm, became the eighth member of the Ring of Honor during halftime ceremonies of the Cowboys-New York Giants game on Nov. 7.

**RECORD NUMBER OF PRO BOWL SELECTIONS** – An NFC-record 11 Dallas players were selected to the Pro Bowl, including a club-record eight offensive selections (seven Pro Bowl starters).

**FIFTEENTH DIVISION CHAMPIONSHIP** – In the final game of the regular season on Jan. 2, the Cowboys defeat the New York Giants 16-13 in overtime at Giants Stadium to claim their 15th division crown and their second consecutive NFC East title.

**SMITH EARNS THIRD RUSHING TITLE** – Emmitt Smith finishes the season with 1,486 yards to earn his third straight NFL rushing crown. He becomes just the fourth man in NFL history to win three consecutive rushing titles.

**SEVENTH NFC TITLE** – Dallas defeats San Francisco 38-21 in the NFC Championship Game at Texas Stadium. The victory gives the Cowboys an NFL-record seventh conference championship in the first conference title game to be played at Texas Stadium since Jan. 1, 1978 (a 23-6 win over Minnesota).

**FOURTH WORLD CHAMPIONSHIP** – Dallas becomes one of just three NFL teams to win four Super Bowls by defeating Buffalo (30-13) in Super Bowl XXVIII. The game, played at the Georgia Dome in Atlanta, featured two rushing touchdowns by Super Bowl MVP Emmitt Smith. Dallas raised its NFL record number of Super Bowl appearances to seven (one fourth of all the Super Bowl games played).

## 1994

**SWITZER NAMED HEAD COACH** – Barry Switzer is named the new head coach of the Dallas Cowboys – and the third head coach in team history – on March 30. Switzer replaces Jimmy Johnson, who stepped down as the Cowboys head coach the previous day.

**DORSETT AND WHITE ENTER HALL OF FAME** – Tony Dorsett, the Cowboys all-time leading rusher in his 11-year career with the Cowboys from 1977-87, and Randy White, a nine-time Pro Bowl defensive tackle in his 14-year career with the Cowboys from 1975-78, are both inducted into the Pro Football Hall of Fame in their first year of eligibility. They were enshrined on July 30 in Canton, Ohio.

**NFL RECORD CROWD IN MEXICO CITY** – The Cowboys travel to Mexico City to play the Houston Oilers in a preseason game in front of 112,376 fans, the largest crowd to ever witness an NFL game (Aug. 15).

**DORSETT AND WHITE HONORED** – Former All-Pro, running back Tony Dorsett and defensive tackle Randy White, became the ninth and 10th members of the Ring of Honor. They were honored during ceremonies at halftime of the Arizona Cardinals game on Oct. 9.

**SIXTEENTH DIVISION CHAMPIONSHIP** – The Cowboys clinched the NFC Eastern Division Crown in the first week of December with a 31-19 victory over the Eagles in Philadelphia (Dec. 4).

**RECORD NUMBER OF PRO BOWL SELECTIONS – AGAIN** – For the second straight year, the Cowboys send 11 players to the Pro Bowl, tying the NFC record that Dallas established in 1993.

**NFL RECORD FOR TITLE GAME APPEARANCES** – While making an NFL record 13th NFC Championship Game appearance, the Cowboys become the only team in NFL history to advance to at least two championship games in every decade of the team's existence. Dallas fell short of its third straight Super Bowl with a 38-28 loss to the San Francisco 49ers at Candlestick Park on Jan. 15, 1995.

## 1995

**SEVENTEENTH DIVISION CHAMPIONSHIP** – On Dec. 24, Dallas wrapped up its fourth straight NFC Eastern Division title – a feat that no other NFC East team has accomplished other than the Cowboys teams from 1976 to 1979.

**SMITH WINS FOURTH RUSHING CROWN** – Emmitt Smith closes the season with a team-record 1,773 rushing yards and an NFL record 25 touchdowns. Smith led the NFL in rushing for the fourth time in five years, becoming just the fifth player in NFL history to win at least four rushing titles.

**TEN PRO BOWLERS SELECTED** – Ten Cowboys are selected to the NFC Pro Bowl squad. Since 1993, Dallas has earned 32 Pro Bowl selections – the most ever by one team over a three year period of time.

**EIGHTH NFC TITLE** – The Cowboys win an NFL record eighth conference championship game by defeating the Green Bay Packers 38-27 at Texas Stadium on Jan. 14, 1996. The victory marked the Cowboys third NFC title in four years.

**THREE SUPER BOWL TITLES IN FOUR YEARS** – Dallas becomes the first team in NFL history to win three Super Bowls in a four year period by defeating the Pittsburgh Steelers 27-17 in Super Bowl XXX at Sun Devil Stadium in Tempe, AZ. The game, played on Jan. 28, 1996, is witnessed by 138.4 million television viewers, making Super Bowl XXX the most watched event in television history. The victory enables Dallas to earn its fifth Super Bowl title – joining the San Francisco 49ers as the only NFL franchises to win five Super Bowls.

## 1996

**RENFRO ENTERS HALL OF FAME** – Mel Renfro, a 10-time Pro Bowl selection, becomes the seventh player in club history to gain induction into the Pro Football Hall of Fame. During his 14-year career, Renfro became one of the best to ever play in the secondary, recording 52 career interceptions and a 26.4-yard career kickoff return average – marks that still stand as club records.

**SMITH PASSES 10,000 YARDS** – On a six-yard dash up the middle against Washington on Thanksgiving Day, Emmitt Smith became the 12th player in NFL history to rush for 10,000 yards. Smith's feat highlighted a 21-10 win over the Redskins at Texas Stadium on Nov. 28.

**NINE PRO BOWLERS SELECTED** – A NFL-high nine players are selected to the NFC Pro Bowl squad, the fourth straight year Dallas has led the NFL in Pro Bowl selections. Over the past four seasons, Dallas has sent 41 players to Hawaii, the most ever in the NFL in a four-year period. The next highest total was posted by the 1971-74 Miami Dolphins with 38.

**EIGHTEENTH DIVISION CHAMPIONSHIP** – On Dec. 15, Dallas wrapped up its fifth straight NFC Eastern Division title – a feat never before achieved in the NFC East – and the 18th division title in team history with a 12-6 win over New England at Texas Stadium. The Carolina Panthers eliminated the Cowboys from the playoffs in a divisional playoff loss at Carolina.

## 1997

**IRVIN TOPS 10,000 YARDS** – On a 14-yard touchdown reception at Washington on Oct. 13, Michael Irvin became the 14th player in NFL history to record over 10,000 yards receiving.

**PLAYOFF STREAK SNAPPED** – The Cowboys close the 1997 season with a 6-10 record, marking the team's first non-playoff season since 1990.

## 1998

**GAILEY NAMED HEAD COACH** – Jerry Jones named Chan Gailey as the fourth head coach in the history of the Dallas Cowboys franchise on Feb. 12. Gailey, who had previously served as the Pittsburgh Steelers offensive coordinator, replaced Barry Switzer, who resigned from his position on January 9th.

**TRAINING CAMP OPENS IN WICHITA FALLS** – The Cowboys open training camp at Midwestern State University in Wichita Falls, Texas on July 15. Attendance figures for the four-week camp exceed 100,000.

**SANDERS SETS RETURN MARK** – On Sept. 21, Deion Sanders returned a punt 59 yards for a touchdown in the first half at the New York Giants and then took an interception 71 yards for a score in the fourth quarter. It was the first time in club history one player scored two touchdowns on returns of any kind in the same game.

**SMITH BECOMES CLUB'S ALL-TIME RUSHER** – With 163 yards on 29 carries in a 16-6 win over the New York Giants on Nov. 8, Emmitt Smith becomes the Dallas Cowboys all-time leading rusher. Smith's performance pushes him past Tony Dorsett (12,036) and into the Cowboys top spot.

**NINETEENTH DIVISION CHAMPIONSHIP** – After a one-year absence from postseason play, the Cowboys clinch their sixth NFC Eastern Division title in the last seven years with a 13-9 win over Philadelphia at Texas Stadium on Dec. 20. The 1998 division crown is the 19th division championship (15th NFC East title) in the club's 39-year history.

**SMITH BECOMES NFL'S ALL-TIME RUSHING TOUCHDOWN LEADER** – After scoring a first half touchdown on a one-yard run against the Redskins at Texas Stadium, Emmitt Smith becomes the NFL's all-time leader in rushing touchdowns, passing Marcus Allen (123). Smith later added a 26-yard score to give him 125 rushing touchdowns by season's end.

**COWBOYS POST 10 WINS AND SWEEP NFC EAST** – The Cowboys closed the year with a 23-7 victory over Washington and a 10-6 record, marking the 23rd season in which Dallas recorded at least 10 wins – a NFL record. The win over the Redskins also enabled Dallas to become the first team in the history of the NFC East to post an 8-0 record in division play.

**COWBOYS EXTEND NFL-RECORD WITH 25TH PLAYOFF APPEARANCE** – The Cowboys extended their NFL record for postseason appearances to 25 with a 20-7 loss to Arizona in a NFC Wild Card Playoff Game at Texas Stadium on Jan. 2, 1999.

## 1999

**COWBOYS COMEBACK** – The Cowboys overcome a 21 point fourth quarter deficit and pull out an overtime win over the Washington Redskins in the season opener on Sept. 12. After the team scored 21 points in the fourth quarter to tie the game – tying the largest deficit overcome to win a game – Troy Aikman connected with Raghieb Ismail on a 76-yard bomb in overtime to provide the final margin of victory.

**IRVIN RECORDS FINAL CATCH** – On Oct. 10 at Veterans Stadium in Philadelphia, wide receiver Michael Irvin went across the middle and hauled in an eight-yard reception for the 750th catch of his career. The catch would be the last of his career as he suffered neck and back injuries on the play and was never able to return to the playing field. Irvin finished his career tied for 10th on the NFL's all-time reception list and was ninth all-time in receiving yards.

**SELLOUT STREAK ENDS** – The Dallas Cowboys NFL-record of consecutive games in front of sold out stadiums comes to an end on Dec. 24, 1999 in a Christmas Eve game against the New Orleans Saints in the Louisiana Superdome. The streak, which included home and away games, came to a halt after 160 games. It began on December 23, 1990 at Philadelphia's Veterans Stadium and included 79 straight sell-outs at Texas Stadium (including playoffs) and 81 straight sell-outs on the road (including playoffs).

**AIKMAN NFL'S WINNINGEST QUARTERBACK** – With eight wins in 1999, Troy Aikman became the winningest starting quarterback of any decade in NFL history with 90 wins in the 1990s. He broke the mark of 86 wins set by Joe Montana in the 1980s.

**TEAM OF THE 90'S** – The Cowboys close the century as the NFL's most successful team in the decade of the 1990s. From 1990 to 1999, Dallas qualified for the playoffs eight times, won six division titles, made four trips to the conference championship game and won three Super Bowls.

**SMITH BECOMES NFL'S ALL-TIME LEADING POSTSEASON RUSHER** – Emmitt Smith ran for 99 yards in a 27-10 loss at Minnesota in an NFC Wild Card Playoff Game on Jan. 9, 1999. The total gave Smith the NFL record with 1,586 career postseason rushing yards, moving him past Franco Harris (1,556).

## 2000

**CAMPO NAMED HEAD COACH** – Jerry Jones named Cowboys defensive coordinator Dave Campo as the fifth head coach in franchise history on Jan. 26. Campo spent the previous 11 seasons as an assistant coach in Dallas and was the defensive coordinator for the 1995 team that won Super Bowl XXX. He replaced Chan Gailey, who was fired on Jan. 11.

**TOM LANDRY DIES** – After a long battle with leukemia, Tom Landry died on Feb. 12 at the age of 75.

**SMITH ECLIPSES 15,000 YARDS** – With 150 yards rushing against Washington on Dec. 10, running back Emmitt Smith became just the third player in NFL history to rush for over 15,000 career yards, joining Walter Payton and Barry Sanders. Smith's effort also pushed him past the 1,000-yard mark for the season, marking the 10th consecutive season he has done so. Barry Sanders is the only other player to have accomplished this feat.

## 2001

**AIKMAN RETIRES** – At a press conference at Texas Stadium on April 9, quarterback Troy Aikman announced his retirement after 12 seasons with the Cowboys. Aikman departed holding or tied for 47 separate club passing records.

**HAYES HONORED** – Former All-Pro wide receiver Bob Hayes, the "World's Fastest Human," became the 11th member of the Ring of Honor. He was inducted during a ceremony at halftime of the San Diego game on Sept. 23.

## 2002

**SMITH BECOMES NFL'S ALL-TIME LEADING RUSHER** – On second-and-seven from the Dallas 30-yard line with 9:28 remaining in the fourth quarter against Seattle at Texas Stadium on Oct. 27, Emmitt Smith burst up the middle on an 11-yard run to become the NFL's all-time leading rusher. With that carry, he moved past Walter Payton's mark of 16,726 career rushing yards. Smith finished the day with 109 yards on 24 carries. By season's end, he had extended the record to 17,162 career rushing yards.

## 2003

**PARCELLS BECOMES SIXTH COACH IN CLUB HISTORY** – On Jan. 2, Bill Parcells was named the sixth head coach in club history, replacing Dave Campo who was fired on December 30. In 15 seasons as a head coach with the New York Giants, the New England Patriots and the New York Jets, Parcells has posted a 149-106-1 record, including victories in Super Bowls XXI and XXV with the Giants and an appearance in Super Bowl XXXI with the Patriots. His 149 career wins place him 13th in NFL history.

**EMMITT SMITH RELEASED** – On Feb. 27, Emmitt Smith was released after 13 seasons with the club. He departs as the NFL's all-time leading rusher and holds or is tied for 62 club records. On March 27, Smith signed a two-year contract with the Arizona Cardinals.

**TEX SCHRAMM DIES** – One of the founding fathers of the Dallas Cowboys, Tex Schramm died on July 15 at the age of 83.

**SCHRAMM HONORED** – The first president and general manager of the club, Tex Schramm became the 12th member of the Ring of Honor. He was a driving force in turning a 1960 expansion team into one of the most popular and successful sports franchises in the world, Schramm was honored during a halftime ceremony of the Philadelphia game on Oct. 12.

**COWBOYS POST 10 WINS AND RETURN TO THE PLAYOFFS** – The Cowboys topped the N.Y. Giants on Dec. 21 to record their 10th win of the season and secure a wild card berth in the playoffs. It was the club's 27th postseason appearance, extending their NFL record. It was also the 24th season in franchise history that the club had posted at least 10 wins, also a league record.

## 2004

**HARRIS AND WRIGHT HONORED** – Two members of the NFL's All-Decade team from the 1970s, Cliff Harris and Rayfield Wright, became the 13th and 14th members of the Ring of Honor. The duo were key members of the Cowboys teams that captured Super Bowl VI and XII titles and were both six-time Pro Bowl selections. Harris and Wright were honored during a ceremony at halftime of the N.Y. Giants game on Oct. 10.

**ARLINGTON, TEXAS AND THE DALLAS COWBOYS** – With 55% of the vote, the citizens of Arlington, Texas, overwhelming support a stadium referendum at the polls on Nov. 2. The public-private partnership between the City of Arlington and the Dallas Cowboys will fund a retractable roof stadium with capacity for up to 90,000 people in the heart of Arlington's entertainment district. With over \$400 million committed by the team and stadium users, it will be the largest private investment in a stadium in NFL history, and the stadium will give North Texas the ability to bring major events like the Super Bowl and the NCAA Final Four to the region.

**SMITH AND WOODSON RETIRE** – Within one month's time, the NFL's all-time leading rusher and the Cowboys all-time leading tackler walk away from the game of football for the final time. At a December 29 press conference, Darren Woodson announced his retirement after 12 seasons with the Cowboys. Woodson departed with the club record for career tackles with 1,350. Just a few weeks later on February 3, 2005 at a press conference in Jacksonville, Florida, at Super Bowl XXXIX, Emmitt Smith announced his retirement after 13 seasons with the Cowboys and two with the Arizona Cardinals. In 15 NFL seasons he amassed league records with 18,355 rushing yards, 164 rushing touchdowns and 78 100-yard rushing games.

## 2005

**TRIPLETS HONORED** – Troy Aikman, Michael Irvin and Emmitt Smith, the cornerstone players of the three-time Super Bowl Champion Cowboys teams of the 1990s became the 15th, 16th and 17th members of the club's Ring of Honor. The trio finished their Cowboys career holding almost every major passing, receiving and rushing record while helping the team become the NFL's Team of the Decade for the '90s. A record crowd of 65,207 fans pack Texas Stadium to witness the halftime event during the Monday Night Football match-up against division rival Washington on Sept. 19.

**29TH WINNING SEASON** – With a 24-20 win at Carolina, the Cowboys clinch the 29th winning season in the franchise's 46 years in operation. Dallas finished the year 9-7.

**20 MILLION FANS** – The Cowboys played in front of 63,131 fans in the regular season finale at Texas Stadium on Jan. 1, 2006, pushing the club's all-time home attendance figure past the 20 million mark. Dating back to the 1960 franchise opener at the Cotton Bowl, 20,002,761 fans have now seen the Dallas Cowboys live at the Cotton Bowl and Texas Stadium.

## 2006

**AIKMAN AND WRIGHT ENTER HALL OF FAME** – Three-time Super Bowl Champion quarterback Troy Aikman and six-time Pro Bowl tackle Rayfield Wright become the eighth and ninth former Cowboys to be enshrined in the Pro Football Hall of Fame in Canton, Ohio. Aikman, the MVP of Super Bowl XXVII and the winningest quarterback of the 1990's is selected in his first year of eligibility. Wright, a member of the NFL's 1970's All-Decade team and two Super Bowl winning teams in Dallas is selected in his first year as a senior's committee nominee. Enshrinement ceremonies were scheduled for Aug. 5, 2006 in Canton, Ohio.

**CONSTRUCTION BEGINS ON NEW COWBOYS STADIUM** – On April 10, 2006, ground was broken on the new Dallas Cowboys Stadium in Arlington, Texas. The state-of-the-art venue is scheduled for completion by the start of the 2009 NFL season and will accommodate between 80,000 and 100,000 fans.

**30th WINNING SEASON AND 28th PLAYOFF APPEARANCE** – A victory over the Atlanta Falcons in the Georgia Dome on Dec. 16 wrapped up the Cowboys place in the NFL playoffs for the 28th time while securing the club's 30th winning season (9-7).

## 2007

**PHILLIPS HIRED AS SEVENTH HEAD COACH** – On Feb. 8, Jerry Jones announced the appointment of Wade Phillips as the seventh head coach in Dallas Cowboys history. Phillips, who brought a previous 45-35 record as an NFL head coach to the club, replaced Bill Parcells who announced his retirement from coaching on Jan. 22.

**SUPER BOWL AWARDED TO NORTH TEXAS AND COWBOYS NEW STADIUM** – On May 22, at NFL owners' meetings in Nashville, North Texas was selected to host Super Bowl XLV. The game will be played at the Cowboys new stadium in Arlington, Texas on February 6, 2011. The first Super Bowl to be presented in North Texas was awarded on the fourth ballot of a vote by the NFL ownership.

**IRVIN ENTERS HALL OF FAME** – Michael Irvin, a member of six divisional winners and three Super Bowl championship teams with the Cowboys of the 1990s, became the 10th former Dallas Cowboys player to be enshrined in the Pro Football Hall of Fame. Irvin, the Cowboys career leader in receptions and yardage, chose team owner Jerry Jones to present him for induction at the ceremony in Canton, Ohio on Aug. 4, 2007.

**COWBOYS WIN NFC EASTERN DIVISION** – With a 28-27 win at Detroit on Dec. 9, the Cowboys clinched the NFC Eastern Division title for the first time since 1998. The win gave Dallas its 20th division championship (16th NFC East). Dallas closed the season with an NFC-best 13-3 record, tying the club mark for regular season victories that was set in 1992.

## 2008

**PRO BOWL COWBOYS** – A record 13 Dallas Cowboys participated in the Pro Bowl in Hawaii (Feb. 10). Representing the club on offense were starters Tony Romo, Terrell Owens, Flozell Adams, Andre Gurode, Leonard Davis and Jason Witten. Marion Barber was a reserve for the NFC offense. On the defensive side, DeMarcus Ware and Ken Hamlin were starters while Roy Williams, Terence Newman and Greg Ellis were reserves. Rookie placekicker Nick Folk was also selected.

**A FINAL FAREWELL** – The Dallas Cowboys played their final game at Texas Stadium against the Baltimore Ravens on Sat., Dec. 20 in front of 63,800 fans. Jason Witten scored the final Cowboys touchdown at the stadium on a 21-yard pass from Tony Romo to cut Dallas' deficit to 26-24 with 1:36 remaining. On Baltimore's next possession, LeRon McClain scored on an 82-yard run to mark the longest running play by an opponent at the stadium to give the Ravens the 33-24 win.

**SACK ATTACK** – In the final game at Texas Stadium, DeMarcus Ware picked up his league-leading 20th sack of the season. Ware's 20.0 sacks also established a club record since sacks became an official stat in 1982.

## 2009

**HAYES ENTERS HALL OF FAME** – "Bullet" Bob Hayes was enshrined in the Pro Football Hall of Fame, becoming the 11th former Cowboy to receive that honor. Hayes spent 10 seasons with the Cowboys and revolutionized the wide receiver position and the way defenses would play in the NFL. He began his 11-year NFL career after winning two Olympic gold medals at the 1964 Olympic Games in Tokyo, Japan where he earned the title of "The World's Fastest Human." The three-time Pro Bowl selection arrived in Dallas after the Olympics and remains - as the only rookie in franchise history to ever lead the team in receptions (46), receiving yards (1,003) and a rookie club record of 12 touchdown catches.

**DRAFTING A DOZEN** – The Dallas Cowboys entered the 2009 draft with 11 selections and finished the weekend with 12 picks. Dallas' 12 draft picks marked the most selected since the draft was shortened to seven rounds in 1994 and the most overall picks since selecting 15 players in 1992's 12-round draft. After trading away their second round pick - the club's only first-day draft pick - Dallas selected all 12 picks from Round Three on to mark the most selections after the third round since picking up 14 players in the 12-round draft in 1991.

**RIBBON CUTTING** – In a ceremony involving the Jones Family, Arlington Mayor Robert Cluck, and a host of Cowboys greats on hand, the West End Zone doors to AT&T Stadium were officially opened to a crowd of close to 2,000 as part of the building's Ribbon Cutting ceremony on May 27.

**OPENING ACT** – The inaugural event at AT&T Stadium was a star-studded country music concert headlined by George Strait. Superstar Reba McEntire, singer/songwriter Blake Shelton and recording artist Lee Ann Womack joined the event.

**ATTENDANCE RECORD** – The 105,121 fans who attended the first regular season game at AT&T Stadium (Dallas vs. the N.Y. Giants, 9/20/09) became the largest crowd to ever witness an NFL regular season - or postseason - game.

## 2010

**COWBOYS WIN NFC EASTERN DIVISION** – With a 24-0 win over Philadelphia (1/3/10), the Cowboys wrapped up the NFC Eastern Division title - marking the 21st division crown in the club's 50 year history. Dallas advanced to the playoffs for the 12th time in the 21 years of Jones' tenure as the owner and general manager.

**AT&T STADIUM HOSTS FIRST PLAYOFF GAME** – Dallas beat Philadelphia 34-14 in front of 92,951 fans in Arlington (1/19/10). The victory increased the Cowboys NFL-best total of all-time postseason wins to 33.

**NBA ALL STAR GAME** – The 108,713 fans who saw the NBA All Star Game at AT&T Stadium became a part of history as they made up the largest crowd to attend a basketball game - at any level - in the more than 100-year history of the sport.

**SMITH ENTERS HALL OF FAME** – Emmitt Smith, the NFL's all-time leading rusher with 18,355 yards and winner of three Super Bowl rings, became the 12th player in franchise history inducted into the Pro Football Hall of Fame. Smith, who won NFL and Super Bowl MVP awards and is the NFL record holder with 11 consecutive 1,000-yard rushing seasons, is presented by team owner Jerry Jones for the induction ceremony.

**MIDSEASON CHANGE** – For the first time in Dallas Cowboys history, a coaching change was made during the season. Wade Phillips was relieved of his duties on Nov. 8 and Jason Garrett was named Interim Head Coach. Under Garrett, Dallas finished the season 5-3 after starting it 1-6.

## 2011

**GARRETT BECOMES EIGHTH HEAD COACH IN CLUB HISTORY** – On Jan. 5, Jason Garrett was named the eighth head coach in franchise history after serving as the interim head coach for the second half of the 2010 season. Garrett spent the previous four seasons as the club's offensive coordinator while also serving as the assistant head coach for three.

**NEW COACHING STAFF MOVES IN** – Beginning with the hiring of Rob Ryan as the club's defensive coordinator on Jan. 15, Dallas added six new coaches and added duties to three others. Matt Eberflus became the linebackers coach on Jan. 26, followed by Ben Bloom as the defensive quality control coach/linebackers on Jan. 31. Brian Baker was named defensive line coach on Feb. 7, Mike Woicik returned as the strength and conditioning coach on Feb. 9, Jimmy Robinson became the assistant head coach/wide receivers on Feb. 11 and Walt Williams an assistant strength and conditioning coach on Feb. 14. On Feb. 17, John Garrett added the title passing game coordinator, Hudson Houck running game coordinator and Wes Phillips was named assistant offensive line coach.

**SANDERS ENTERS HALL OF FAME** – Deion Sanders, a member of three divisional winners and a Super Bowl championship team with the Cowboys from 1995-99, became the 13th former Dallas Cowboys player to be enshrined in the Pro Football Hall of Fame. Sanders, the biggest free agent move in the history of the franchise at the time, was also the only man in professional sports to play in both a World Series and a Super Bowl.

**SUPER BOWL XLV COMES TO NORTH TEXAS** – For the first time in the region's history, North Texas played host to a Super Bowl when the Green Bay Packers and Pittsburgh Steelers faced off in Super Bowl XLV on Feb. 6 at AT&T Stadium. The Packers earned their fourth Super Bowl Championship with a 31-25 win in front of 103,219 fans - the fourth-largest crowd to watch a Super Bowl.

**THREE ENTER RING OF HONOR** – Larry Allen, Charles Haley and Drew Pearson were inducted into the Ring of Honor on Nov. 6, 2011 at halftime of the Cowboys-Seahawks game becoming the 18th, 19th and 20th members of the club's Ring of Honor. All three players earned Super Bowl rings in their years with the Cowboys, Allen - three; Haley - three and Pearson - one.

**SETTING RECORDS** – DeMarco Murray saw extended time against St. Louis (10/23) with an injury to Felix Jones. Murray seized the opportunity and established a single-game club record with 253 rushing yards, breaking Emmitt Smith's mark of 237 set in 1993. He scored his first career touchdown on a 91-yard run which was the longest first career rushing touchdown in NFL history and the second-longest run in team history. Over the course of the next four games, he rushed for 601 yards, the most in club history over that span.

## 2012

**COACHING STAFF ADDITIONS** – The Dallas Cowboys welcomed three new coaches to their staff in the 2012 offseason starting with Bill Callahan, who was named the club's offensive coordinator/offensive line coach on Jan. 12. That same day, the club hired Jerome Henderson to lead the secondary and added Joe Baker as an assistant secondary coach on Feb. 13.

**FREE AGENCY FRENZY** – The Cowboys were active in free agency, signing seven veteran players, the most since 1990 when 16 were signed. The club targeted cover corner Brandon Carr and locked him up with a five-year \$50.1 million contract on March 14. The team also signed guard Mackenzy Bernadeau, quarterback Kyle Orton, and fullback Lawrence Vickers on the same day. Linebacker Dan Connor was added on March 15, guard Nate Livings on March 16 and safety Brodney Pool on March 19.

**TRADE TO LAND IN TOP 10** – With the trade to move up to the sixth overall pick to select cornerback Morris Claiborne, the Cowboys traded into the top 10 in the NFL Draft for the first time since trading up to draft Russell Maryland with the top overall selection in 1991.

**ALL-TIME RECEPTIONS LEADER** – In the fourth quarter of the game at Atlanta (11/4), Jason Witten hauled in his fourth catch of the game to give him 751 career receptions to pass Michael Irvin's club record of 750.

**BREAKING A RECORD** – With his third catch of the home finale against New Orleans On Dec. 23, Jason Witten established an NFL tight end single-season receptions record, finishing the game with 103 catches. The previous mark was held by Tony Gonzalez (102 in 2004). Witten finished the season with 110 catches, just one shy of Michael Irvin's record set in 1995.

## 2013

**TWO MORE COWBOYS IN HALL OF FAME** – Dallas had two more members enshrined in the Pro Football Hall of Fame in Canton, Ohio when Larry Allen and Bill Parcells were both inducted. Allen, a member of the NFL's All-Decade Team for the 1990s and 2000s, became the second Cowboys offensive lineman to earn a bust in Canton. Parcells, who coached four seasons in Dallas, is the third head coach (Tom Landry) or executive (Tex Schramm) to have the honor.

## 2014

**IT'S GOOD!** – Dan Bailey drilled two field goals in the win at St. Louis (9/21) to pass Chris Boniol with the longest streak of consecutive field goals made - 28. He added two more against Houston (10/5) before missing one in that same game, setting the mark at 30.

**500TH WIN** – In handing New Orleans (9/28) a 38-17 Sunday night loss, the Dallas Cowboys registered their 500th overall win (including postseason). Dallas became the 11th team in NFL history with 500 wins, and did it in 880 games, the second-fastest to reach 500. Chicago was the fastest, reaching the mark in 870 games.

**900 CATCHES FOR 10,000 YARDS** – Jason Witten became the second Dallas Cowboy (Irvin) to reach 10,000 career receiving yards after tallying 59 yards against Houston (10/5). He then became just the second tight end - 16th player - in league history to reach 900 career catches with his two at Seattle (10/12).

**THE GOAT** – In the win at Seattle (10/12), Dan Bailey had three field goals, including a career-long 56-yarder, to give him 102 career field goals made. He became the second Cowboys kicker (Rafael Septien) to reach 100 and also qualified for all-time kicking stats. By season's end, Bailey's 89.8 field goal percentage is tops all-time.

**RUN MURRAY, RUN** – DeMarco Murray's 128 rushing yards against the N.Y. Giants (10/19) made him the first rusher in NFL history to record a streak of seven consecutive games to open the season with 100 rushing yards, breaking Jim Brown's 56-year old record of six straight games to open a season. Murray continued the streak a week later against Washington (10/27) before failing to reach 100 yards versus Arizona in Week 9, setting the NFL record at eight consecutive games. Murray was recognized as the NFL Offensive player of the month in both September and October for his accomplishments during the stretch.

**ALL-TIME CLUB PASSING YARDS LEADER** – Tony Romo completed 18-of-20 passes for 218 yards in the win at Indianapolis (12/21). His 218 yards gave him 32,971 for his career to pass Troy Aikman (32,942) as the club's all-time passing yards leader.

**DOUBLE CROWN WITH A SPLASH** – Dallas closed out its home schedule with a 42-7 victory over Indianapolis (12/21) to give the club its 22nd division and 18th NFC East title. Then the season-ending win at Washington (12/28) provided several highlights for Dallas. The club earned its eighth road win of the season to become the first team in club history and the sixth team since the NFL merger to go 8-0 on the road. Additionally, Murray finished the game with his club-record 12th 100-yard game of the season to give him 1,845 yards on the season, passing Emmitt Smith's previous mark of 1,773 (1995).

**EIGHT-BALL TO THE PRO BOWL** – The Dallas Cowboys had eight players - seven on offense - earn a selection to the Pro Bowl. DeMarco Murray made his second trip and was selected as a team captain. Tony Romo (fourth), Jason Witten (10th), Tyron Smith (second), Dez Bryant (first), Travis Frederick (first), Louis-Philippe Ladouceur (first) and Zack Martin (first) all made the cut.

**WITH HONORS** – Dallas Cowboys Owner, President and General Manager Jerry Jones was recognized as the 2014 Pro Football Writers of America Executive of the Year. Jones is the first member of the Cowboys – and second NFL owner (Al Davis, Oakland – 2002) – to earn the PFWA's Executive of the Year award, which began in 1993. DeMarco Murray was named the AP Offensive Player of the Year for 2014. In his best season as a professional, Murray led the NFL with a Cowboys franchise-record 1,845 rushing yards, 2,261 scrimmage yards, 392 rush attempts and 13 touchdowns while carrying the Cowboys into the playoffs for the first time since 2009. The Dallas Cowboys placed a league-high four players – wide receiver Dez Bryant, center Travis Frederick, running back DeMarco Murray and tackle Tyron Smith – on the 2014 All-NFL team, chosen in voting conducted by the Professional Football Writers of America (PFWA).

## 2015

**COACH EXTENDED** – The Dallas Cowboys signed Head Coach Jason Garrett to a five-year contract extension on January 15, 2015. Garrett is third on the Dallas Cowboys all-time coaching wins list, with 42 regular and postseason victories. The Cowboys also announced an extension for Defensive Coordinator Rod Marinelli as well as an extension and promotion of Scott Linehan to offensive coordinator.

**WOODSON HONORED** – During halftime of Dallas' Nov. 1, 2015 game against the Seattle Seahawks, Darren Woodson was inducted as the 21st member of the Cowboys Ring of Honor at AT&T Stadium. He finished his career as the Cowboys all-time leading tackler with 1,350 stops, was named to the Pro Bowl five times and was a three-time Super Bowl champion.

**DYNAMIC DUO** – Tony Romo connected with Dez Bryant for their 50th touchdown in the fourth quarter at Miami (11/22) to surpass Troy Aikman and Michael Irvin (49) for the most QB-WR touchdowns in franchise history. It took Bryant and Romo 68 games to score 50 touchdowns, while it took Aikman and Irvin 128 games to reach 49 touchdowns.

**ALL-TIME CONSECUTIVE GAMES PLAYED LEADER** – Jason Witten played in his 197th consecutive game at Miami (11/22) to surpass Bob Lilly (196, 1961-1974) for the most consecutive games played in team history. He then played in his 200th consecutive game at Green Bay (12/13) to become the first Cowboy to reach that milestone.

**1,000 RECEPTIONS** – Jason Witten reached 1,000 career receptions at Washington (12/7) to become the 12th player in NFL history - second tight end - to do so. By reaching that mark in his 203rd game, he became the sixth-fastest player in NFL history - fastest tight end - to get to that point.

**GARRETT PASSES JOHNSON IN WINS** – Head Coach Jason Garrett earned his 45th career regular season win at Washington (12/7) to surpass Jimmy Johnson (44) for the second-most regular season head coaching wins in team history.

**MOST CONSECUTIVE GAMES WITH A CATCH** – Jason Witten caught a pass in his 118th consecutive game at Buffalo (12/27) to surpass Michael Irvin (117) for the most consecutive games with a catch in team history.

## 2016

**END OF AN ERA** – After 31 years of calling the Valley Ranch practice facility home, the Cowboys conduct their final practice at the team headquarters in Irving, TX on June 21.

**A NEW HEADQUARTERS** – The organization moves into The Star in Frisco, Texas, the new World Headquarters of the Dallas Cowboys. The move enables the team to become the first and only NFL team to share a training facility with a public high school athletic program at Ford Center – an indoor venue with a seating capacity of 12,000.

**SHATTERING A CLUB RECORD** – In the Thursday night win at Minnesota (Dec. 1), the Dallas Cowboys extended their win streak to 11 games - the longest single-season streak in franchise history.

**LUCKY WEEK 13** – With the 17-15 win over the Minnesota Vikings on Thursday night, along with the Washington Redskins loss the following Sunday, the Dallas Cowboys became the first team in the NFL to clinch a playoff berth - the franchise's 32nd trip to the postseason.

**GOING BOWLING** – Five Dallas Cowboys were initially selected to the Pro Bowl - Tyron Smith (fourth selection), Travis Frederick and Zack Martin (three apiece) and Ezekiel Elliott and Dak Prescott (first). Two more were added as replacements - Dez Bryant (third, for Julio Jones) and Sean Lee (second, for Luke Kuechly).

## 2017

**HIGHEST HONOR, AND THEN SOME** – On the eve of Super Bowl LI, Owner/President/General Manager Jerry Jones became the newest member of the Dallas Cowboys selected to the Pro Football Hall of Fame. The accolades continued as Jason Garrett was named AP Coach of the Year, Dak Prescott was named AP Offensive Rookie of the Year, the offensive line earned the Built Ford Tough Offensive Line of the Year and Ezekiel Elliot was the FedEx Ground Player of the Year.

**A LIFETIME ACHIEVEMENT** – Owner/President/General Manager Jerry Jones received the 2017 Lifetime Achievement Award, presented by *SportsBusiness Daily/Journal* at a banquet in New York City.

**HALL OF FAME OWNER** - Owner/President/General Manager Jerry Jones is inducted into the Pro Football Hall of Fame on August 5, 2017, becoming the 15th owner to be enshrined.

**RECORD SETTER** - Jason Witten sets the Cowboys franchise record for most career receiving yards, eclipsing Michael Irvin (11,904) in Cowboys annals in the home-opening win against the N.Y. Giants on Sept. 9. He passed Ed "Too Tall" Jones for most games played by a Cowboy (224) the following week at Denver.

**TOUCHDOWN FOR 88** - Dez Bryant establishes a franchise record, topping Bob Hayes (71) with his 72nd career receiving touchdown against Washington on Oct. 21.

**WINNING OWNER** - The Cowboys win at the N.Y. Giants on Dec. 10, 2017 serves as Jerry Jones' 250th regular season win as the Dallas Cowboys Owner, President and General Manager since purchasing the team in 1989.

**PRO BOWL COWBOY** - Jason Witten earns his 11th trip to the Pro Bowl to tie Bob Lilly for the most appearances in franchise history. He was joined by Travis Frederick (fourth), Tyron Smith (fifth), Zack Martin (fourth) and DeMarcus Lawrence (first) as Pro Bowl selections.

## 2018

**COACHING STAFF ADDITIONS** – The Dallas Cowboys welcomed eight new coaches to their staff in the 2018 offseason, including four assistants on offense - Paul Alexander (offensive line), Sanjay Lal (wide receivers), Kellen Moore (quarterbacks) and Doug Nussmeier (tight ends). On defense, Kris Richard was brought in to lead the secondary and coordinate the passing defense, along with Ken Amato (defensive assistant). Doug Colman (asst. special teams) and Markus Paul (strength and conditioning) were the final additions.

**LONG BALL BRETT** - First-year kicker Brett Maher connected on a 62-yard field goal in the Cowboys December victory over the Philadelphia Eagles, the seventh-longest field goal in NFL history and the longest make in Cowboys history, besting the previous long of 56 yards.



**IT HAS A NICE RING TO IT** - During halftime of the team's contest against the New Orleans Saints, the Cowboys named Gil Brandt as the 22nd member of the Ring of Honor.

**NFC EAST CHAMPS** - With a win over Tampa Bay on Dec. 23, Dallas earned its 20th NFC East Division title since the division was first formed in 1970, its third division crown in the last five seasons.

**ZEKE 2K** - Ezekiel Elliott tallied 2,001 scrimmage yards and led the NFL in rushing with 1,434 yards, becoming only the fifth NFL player and second Cowboy to lead the league in rushing twice in their first three seasons.

**I MUST BREAK YOU** - Rookie Leighton Vander Esch established a franchise rookie record for tackles in a single-season, leading the Cowboys defense with 176 tackles. He also established the club rookie single-game record with 19 stops at Philadelphia on Nov. 11.

**PRO BOWL COWBOYS** - The Cowboys sent eight players to the Pro Bowl, with five players from offense earning a spot in the game. Tyron Smith earned his sixth overall and sixth consecutive trip, tying Rayfield Wright for the most by a Cowboys tackle in team history. He was joined by Zack Martin (fifth), Amari Cooper (third), Ezekiel Elliott (second), DeMarcus Lawrence (second), Dak Prescott (second), Byron Jones (first) and rookie linebacker Leighton Vander Esch (first) - the 11th rookie and first rookie linebacker to make the game in team history.

## 2019

**GOLD JACKET GIL** - On the eve of Super Bowl LIII in Atlanta, Gil Brandt became the most recent Dallas Cowboy selected to the Pro Football Hall of Fame.

**COACHING STAFF ADDITIONS** - The Dallas Cowboys shuffled the coaching ranks following the 2018 season, promoting Kellen Moore from quarterbacks coach to offensive coordinator, Marc Colombo from assistant offensive line to offensive line coach, and adding three new coaches to the staff - Jon Kitna as quarterbacks coach, Adam Kleeffer as assistant offensive line, and Carlos Polk as assistant special teams.

**WAR DADDY BUCKS** - The Dallas Cowboys signed defensive end DeMarcus Lawrence to a five-year contract extension worth more than \$100 million, making him the highest paid player in Cowboys history. Prior to the start of the season, the club signed running back Ezekiel Elliott to a \$90 million extension, making him the highest paid running back in league history at the time of signing.

**QUARTERDAK** - Dak Prescott continued his ascent as one of the league's top young quarterbacks, leading the NFL's top-ranked offense and notching career highs in passing yards (4,902 - second in team history), completions (second), attempts (596) and passing touchdowns (30), becoming only the second passer in Cowboys history to reach 4,000 yards and 30 touchdowns in a single-season.

**WITTEN IN HISTORY** - Jason Witten returned to the Cowboys after a brief hiatus during the 2018 season, playing in his 16th NFL campaign - making him the longest-tenured Cowboy in franchise history.

**OFFENSIVE ARSENAL** - The Cowboys boasted a 4,000-yard passer (Prescott, 4,902), 1,000-yard rusher (Elliott, 1,357) and two 1,000-yard receivers (Cooper, 1,189 and Michael Gallup, 1,008) for the first time in franchise history, and the offense totaled a team-record 6,904 net yards.

**PRO BOWL COWBOYS** - The Cowboys sent six players to the Pro Bowl, with five players from offense earning a spot in the game. Tyron Smith earned his seventh overall and seventh consecutive trip, passing Rayfield Wright for the most by a Cowboys tackle in team history. He was joined by Zack Martin (sixth), Travis Frederick (fifth), Amari Cooper (fourth), Ezekiel Elliott (third), and Jaylon Smith (first) in the all-star game.

## 2020

**MCCARTHY BECOMES NINTH HEAD COACH IN CLUB HISTORY** - On Jan. 5, Mike McCarthy was named the ninth head coach in franchise history. Along with 13 years of head coaching experience and 13 more as an assistant coach in the NFL, McCarthy comes to Dallas owning the sixth-most wins (125) and fourth-highest winning percentage among active NFL head coaches, including a Super Bowl XLV win at AT&T Stadium in 2011.

**COACHING STAFF ADDITIONS** - The Dallas Cowboys welcomed 18 new coaches to their staff in the 2020 offseason, including seven assistants on offense - Jeff Blasko (asst. offensive line), Chase Haslett (quality control/offense), Adam Henry (wide receivers), Skip Peete (running backs), Joe Philbin (offensive line), Scott Tolzien (coaching assistant) and Lunda Wells (tight ends). On defense, Mike Nolan was brought on as the defensive coordinator and he was joined by George Edwards (senior defensive assistant), Al Harris (secondary), Maurice Linguist (secondary), Cannon Matthews (quality control/defense), Scott McCurley (linebackers) and Jim Tomsula. Dallas brought on Rob Davis as the Assistant Head Coach, and then rounded out their coaching staff with John Fassel (special teams coordinator), Matt Daniels (asst. special teams), and Harold Nash (strength & conditioning).

**HALL OF FAME COWBOYS** - As part of the Pro Football Hall of Fame's Centennial Slate, former Cowboys Head Coach Jimmy Johnson and Safety Cliff Harris were elected to the Hall of Fame, giving Dallas 19 Hall of Famers in its history.

**LAMB OF LEGEND** - First round draft pick CeeDee Lamb broke a slew of Cowboys rookie records in his first year with the team, smashing Bob Hayes' rookie record for receptions (46) by hauling in 74 passes for 935 yards - second in team history by a rookie. He also established a Cowboys rookie record with nine games of five-or-more catches, and became one-of-three Cowboys players to score a rushing, receiving and return touchdown in the same season.

**COMEBACK COWBOYS** - The Dallas Cowboys rallied from a 20-point deficit against the Atlanta Falcons and won the game on a 46-yard Greg Zuerlein field goal as time expired, taking their only lead of the game in the 40-39 win. The comeback was tied for the second-largest in team history, trailing three 21-point comebacks.

**O' CANADA** - Long time long snapper Louis-Philippe Ladouceur finished his 16th NFL season with the Cowboys on his way to the second-most games played in Cowboys history with 253. Ladouceur established a record for the most games played by a Canadian-born player in NFL history, passing Eddie Murray's 250 games.

**PANDEMIC ATTENDANCE** - AT&T Stadium allowed fans at all eight regular season home games in 2020, becoming one-of-19 NFL teams to host fans during the COVID-19 pandemic. Additionally, the Cowboys averaged over 27,000 fans-per-game, the highest attendance in the NFL during the 2020 season.

## 2021

**HAIL MARY HALL OF FAMER** - Dallas Cowboys legend Drew Pearson became the 20th former Cowboy to earn a bust in Canton, Ohio as a senior finalist in the Pro Football Hall of Fame's 2021 class. Playing his entire 11-year career in Dallas, Pearson ranks fourth on the franchise's all-time list in catches (489) and receiving yards (7,822) and seventh in receiving touchdowns (48). A member of the NFL's 1970s All-Decade team, he was inducted into the Cowboys Ring of Honor in 2011.

**FRANCHISE QUARTERDAK** - The Dallas Cowboys signed quarterback Dak Prescott to a four-year contract worth more than \$160 million, making him the highest paid player in Cowboys history and cementing his place among the highest paid players in NFL history.

**COACHING STAFF ADDITIONS** - The Dallas Cowboys added four new coaches to Mike McCarthy's staff in his second season, recruiting Dan Quinn to be the club's new defensive coordinator and then adding Secondary Coach Joe Whitt Jr., Defensive Line Coach Aden Durde and Assistant Strength and Conditioning Coach Cedric Smith.

**RECORD-SETTING QUARTERDAK** - Dak Prescott returned to the field with a vengeance after a devastating ankle injury prematurely ended his 2020 season, leading all NFL passers with eight games of a 100.0 passer rating and at least three touchdown passes while also setting the single-season Cowboys record with 37 touchdown passes in 2021.

**CAN YOU DIGG(S) IT?** - Trevon Diggs recorded 11 interceptions in his second NFL season, tied with Everson Walls (11 in 1981) for the most in a single season in team history, and combined with his 21 pass breakups, he became the seventh defender in the modern NFL era to have double-digit interceptions and at least 20 pass breakups in a single season.

**THE LIONBACKER** - Micah Parsons capped one of the most prolific first seasons in NFL history with the AP Defensive Rookie of the Year award - first ever Cowboy to win the award - adding to his overflowing trophy case of honors and acknowledgments. Parsons set the Cowboys rookie sack record with 13.0 takedowns in 2021, which also tied the third-most by any rookie in NFL history, and tallied a full sack in six consecutive games to become the third rookie in league history (since 1982 when sacks became official) to record a six-game streak with a full sack, joining Jevon Kearse (eight games) and Mike Croel (six games).

**AP ASSISTANT COACH OF THE YEAR** - Defensive Coordinator Dan Quinn was named the 2021 AP Assistant Coach of the Year after leading Dallas to improvements in essentially every major defensive statistical category in 2021, becoming one of the most dynamic units in the NFL. The defense forced a league-high 34 takeaways and scored a league-best and franchise-record six defensive touchdowns in 2021, while also finishing second in the NFL in third down defense (34.1%) and opponent three-and-out drives (43) and ranking seventh in opponent points-per-game (21.1).

**EXCLUSIVE COMPANY** - The Cowboys finished 2021 as the first team in NFL history with a 4,000-yard passer (Dak Prescott, 4,429), a 1,000-yard rusher (Ezekiel Elliott, 1,002), a 1,000-yard receiver (CeeDee Lamb, 1,102) a 10.0-sack player (Micah Parsons, 13.0) and a 10-interception player (Trevon Diggs, 11).

**YOU GET A TOUCHDOWN, TOO** - The Dallas Cowboys had 22 different players score a touchdown in the 2021 season, which was the most players to score a touchdown in a single season in team history and the most in NFL history. The 1968, 1980, 1983, 1987 and 2001 Cowboys teams are second with 16 players.

**NFC EAST CHAMPS** - Dallas earned its 21st NFC East Division title since the division was first formed in 1970, its fourth division crown in the last six seasons, and went a perfect 6-0 against its division in 2021 - marking just the third division sweep in a season in team history, joining the 1969 and 1998 Cowboys teams.

**LEAGUE-LEADING ATTENDANCE** - AT&T Stadium welcomed fans back with open arms in the first full season after the COVID-19 pandemic limited fan interactions for two seasons, leading the NFL with a home attendance of 691,390 over eight home games in 2021.

**PRO BOWL COWBOYS** - The Cowboys sent six players to the Pro Bowl, with four players earning their first trip to the game. Tyron Smith earned his eighth all-star selection, tying him with Emmitt Smith for the sixth-most selections in team history. He was joined by Zack Martin (seventh), CeeDee Lamb (first), Trevon Diggs (first), Micah Parsons (first) and Bryan Anger (first) in the all-star game.

**COACHING STAFF ADDITIONS** – The Dallas Cowboys added two new coaches to the staff in 2022, hiring Robert Prince to coach wide receivers and Rayna Stewart as the assistant special teams coach.

**DISTINGUISHED AMERICAN** – Owner/President/General Manager Jerry Jones was honored with the Walter Camp Distinguished American Award on March 12 at the 56th annual Black Tie National Awards Gala. The Walter Camp Football Foundation “Distinguished American” award is presented each year to an individual who has utilized his or her talents to attain great success in business, private life or public service and who may have accomplished that which no other has done.

**DIRTY DOZEN** – Head Coach Mike McCarthy led the Dallas Cowboys to a 12-5 regular season record in 2022, the first time that Dallas won 12 games in back-to-back seasons since 1994-95. The Cowboys also advanced to the postseason in back-to-back seasons for the first time since 2006-07.

**HOME FIELD ADVANTAGE** – After losing the season opener to Tampa Bay at AT&T Stadium, the Dallas Cowboys won their final eight home games to post an 8-1 record at AT&T Stadium, the most home wins in a single season since the stadium opened in 2009.

**TAKE THAT BALL AWAY** - The Dallas Cowboys led the NFL with 33 takeaways in 2022 just one season after leading the league with 34 takeaways. Dallas was the first team to lead the NFL in takeaways in consecutive seasons since the Pittsburgh Steelers from 1972-74.

**RUSH HOUR** - After Dak Prescott was injured in the season opener, Cooper Rush was called upon to step in as the Cowboys signal caller. Rush started the next five games at quarterback, leading the Cowboys to four straight wins before falling at Philadelphia in his final start. Combined with a win at Minnesota in 2021, Rush became the only quarterback in franchise history to win his first five career starts.

**NO SILENCING THIS LAMB** - In his first year as the No. 1 receiver for Dallas, CeeDee Lamb had a breakout season with 107 receptions. Lamb became the third player in franchise history to reach 100 catches in a season, joining Michael Irvin (111 in 1995) and Jason Witten (110 in 2012). Lamb also displayed his big-play ability, reeling in 24 catches of 20-plus yards, tied for third in the NFL in 2022. After recording five 100-yard receiving games in his first two seasons combined, Lamb tallied five 100-yard games in 2022 alone, and his 10 career 100-yard games are the second-most by a Cowboys receiver through his first three seasons.

**THE LION IS ALWAYS HUNGRY** - After a record-setting rookie season in 2021, Micah Parsons was on the prowl once again, finishing seventh in the NFL with a career-high 13.5 sacks. He is the first player in Cowboys history with double-digit sacks in each of his first two seasons, and Parsons joined Aldon Smith and Reggie White as the only three NFL players since 1982 with 13.0-plus sacks in each of their first two seasons. Parsons also racked up six multi-sack games in 2022, tying DeMarcus Ware for the most multi-sack contests in a season.

**MONEY MAHER** - Brett Maher signed with the Cowboys during training camp in Oxnard, Calif., prior to the season. Maher finished his 2022 campaign making 29-of-32 field goals, amounting a career-high 90.6% field goal percentage. His 137 kicking points were a single-season franchise record. Maher also made nine field goals of 50 yards-or-more, the most in a season in team history and tied for the fifth-most in NFL history.

**PRO BOWL COWBOYS** - The Cowboys sent eight players to the Pro Bowl, with three players earning their first trip to the game. Zack Martin earned his eighth all-star selection, tying him with Emmitt Smith and Tyron Smith for the sixth-most selections in team history. He was joined by DeMarcus Lawrence (third), Trevon Diggs (second), CeeDee Lamb (second), Micah Parsons (second), Tyler Biadasz (first), Tony Pollard (first) and KaVontae Turpin (first). Turpin became the first designated return specialist in franchise history to earn a Pro Bowl invite.

**ALL-PRO COWBOYS** - Zack Martin and Micah Parsons were selected to the 2022 AP first-team All-Pro squad. Martin earned his sixth All-Pro nod, tied with Larry Allen for the third-most in franchise history. Martin and Allen are also the only two Cowboys offensive linemen with six All-Pro selections. On the defensive side, Parsons earned his second All-Pro selection in as many seasons, joining Bob Hayes (1965-66) as the only two players in franchise history to earn first-team All-Pro in each of their first two seasons. Parsons also joined Lawrence Taylor as the only two NFL defenders with All-Pro nods in their first two seasons since the 1970 NFL-AFL merger.

**COACHING STAFF ADDITIONS** – The Dallas Cowboys added seven new coaches to the staff in 2023, hiring Ramon Chinyoung (Quality Control/Assistant Offensive Line), Will Harriger (Quality Control/Offensive Assistant), Mike Solari (Offensive Line), Sharrif Floyd (Quality Control/Assistant Defensive Line), Pete Ohnegian (Quality Control/Defensive Assistant) and former Cowboys safety Darian Thompson (Quality Control/Assistant Linebackers).

**TWO MORE COWBOYS IN HALL OF FAME** – Dallas Cowboys legends Chuck Howley and DeMarcus Ware were officially elected into the Pro Football Hall of Fame, giving the Cowboys 22 members in Canton, Ohio. Howley, who was selected as a senior finalist, was eligible for the Hall of Fame for more than 40 years and is still the only player in NFL history to be named Super Bowl MVP from the losing team (Super Bowl V). Ware, a first-round pick of the Cowboys in 2005, played nine seasons in Dallas and holds the franchise's all-time sack record (117.0).

**A SWEET HONOR** - Dak Prescott was awarded with one of the highest honors in the NFL when he received the Walter Payton Man of the Year trophy for his outstanding community service efforts off the field, as well as excellence on the field. Prescott became the fourth Cowboys player to be bestowed with the honor, joining Roger Staubach, Troy Aikman and Jason Witten.

SIDELINES

HISTORICAL HIGHLIGHTS

PLAYOFF RECORDS

RECORDS

2022 SEASON

PLAYERS

STAFF



DALLAS COWBOYS DALLAS COWBOYS DALLAS COWBOYS



# SIDELINES



DALLAS COWBOYS

**DALLAS COWBOYS CHEERLEADERS**

AS CO'

## Home to the Dallas Cowboys

The Dallas Cowboys have called three different stadiums home during their 63 years of existence. Their original home was the Cotton Bowl (1960-1971), followed by Texas Stadium (1971-2008) and finally their current home, AT&T Stadium (2009-present).

### Cotton Bowl



The original Fair Park football stadium was built in 1921 and seated 15,000. That wooden structure was razed in 1930 and construction began on what is now the Cotton Bowl. The original seating capacity of the stadium was 46,200 and built at a cost of \$328,000. In January 1936, Fair Park Stadium was officially renamed The Cotton Bowl in recognition of the fact that more cotton was raised within 200 miles of Dallas than any other town in America. Later additions of upper decks on each side increased capacity to 75,504 by the time the Cowboys arrived in 1960. From 1960 into the 1971 season, the

Cowboys called the Cotton Bowl home, posting a 45-33-4 record, including a 2-2 mark in postseason. Until 2009, the largest home crowd in club history was the 80,259 fans that packed into the Cotton Bowl on Nov. 24, 1966 to watch the Cowboys defeat the Cleveland Browns 26-14 in the inaugural Thanksgiving Day game in Dallas.

### Texas Stadium



Texas Stadium, a football facility built at a cost of \$35 million in 1971, was the home of the Dallas Cowboys for 38 seasons and hosted its final game on Dec. 20, 2008 against the Baltimore Ravens. The Cowboys opened their facility on Oct. 24, 1971 with a 44-21 victory over New England. During that time, the Cowboys posted a 213-100 record (.681), including a 16-6 (.727) mark in the postseason, at home. Located in the Dallas suburb of Irving, Texas Stadium had a seating capacity of 65,581 and featured 381 luxury suites, 52 concession stands, 40 specialty stands, 86 restrooms, 115 drinking fountains and 130 acres of parking. Texas Stadium's most unique feature was the partial roof which covered fans from inclement weather but left the game outdoors. The Cowboys incorporated the design feature in their current home, which also includes a retractable roof.



## AT&T Stadium AT&T STADIUM

On Nov. 2, 2004, the voters of Arlington approved a public-private partnership with the Dallas Cowboys to build a state-of-the-art, retractable roof stadium in Arlington, Texas. Located in the heart of Arlington's entertainment district, construction on the stadium began in April 2006 and was completed early in the summer of 2009.



The largest NFL stadium ever built was designed to enhance the international Cowboys brand with its modern progressive architecture while incorporating elements of the Texas Stadium heritage such as the shape of the roof's opening, the Ring of Honor and Tom Landry statue.

The 3.0-million-square-foot stadium has a capacity of up to 100,000. The stadium features signature monumental arches, an expansive retractable roof, massive glass retractable end zone doors, a distinguishing canted glass wall and one of the world's largest center-hung HD video board.

"The challenge for us with this stadium was to innovate, but at the same time never forget to acknowledge tradition," said Jerry Jones, owner, president and general manager, Dallas Cowboys. "This stadium embodies the spirit of the Dallas Cowboys, and that starts with the familiar 'hole in the roof.' What we have designed is a building we believe is both architecturally significant and also reflects the emotion and competition that goes on inside."

The stadium was designed by HKS Architects, one of the top stadium designers in the world. The stadium was renamed AT&T Stadium on July 25, 2013 after the Cowboys and AT&T announced a long-term agreement.

The 2009 season rang in a new era for the Dallas Cowboys as the club moved to its new home in Arlington, Texas to kick off the 2009 season. Officially opened on May 27, 2009 in a ribbon cutting ceremony, then named Cowboys Stadium hosted the first Cowboys game on Aug. 21 - a preseason contest against the Tennessee Titans. The first regular season Cowboys game was on September 20 against the N.Y. Giants, and the game set an NFL attendance record at 105,121.

Not only is the stadium home to the Dallas Cowboys, but it played host to Super Bowl XLV on February 6, 2011, the first Super Bowl in the region. This venue is also home to the annual Good-year Cotton Bowl Classic, as well as annual college football games. On Jan. 12, 2015, AT&T Stadium hosted the first ever College Football Playoff National Championship Game, and the venue is also a part of the rotation for the College Football Playoff semifinal games. In April 2014, the stadium hosted the NCAA Men's Basketball Final Four.

### Key Design Highlights

★ **Monumental Arches** – The stadium features two monumental arches, soaring 292 feet above the playing field, which support a retractable roof. As the longest single span roof structure in the world, each boxed arch is 17 feet wide by 35 feet deep. Weighing 3,255 tons each, these impressive structures span a quarter mile (1,290 feet) in length. As one of the first components to be constructed, the arches form a striking silhouette on the Arlington landscape as sunlight reflects against the metallic surface during the day.






★ **Retractable Roof** – Designed to be open or closed, depending on weather conditions, the expansive retractable roof is the largest of its kind in the world and measures approximately 661,000 square feet. When closed, the roof encompasses 104 million cubic feet of volume, making it the largest enclosed NFL stadium. The retractable roof is designed specifically to emulate the opening at Texas Stadium, which was recognized around the world, and allows views inward and outward. Each panel can open or close in 10 minutes. The entire playing field can be seen from directly above.

★ **Retractable Doors** – The stadium features the largest retractable end zone doors in the world. Each has a five-leaf, clear, retractable opening measuring 120 feet high by 180 feet wide. The five 38-foot panels take only six minutes to open or close. By using clear glass for the door panels, spectators experience panoramic vistas from within the seating bowl and when circulating through the stadium concourses. Moreover, the operability provides air circulation during game-day and non-game-day events.

★ **Center-Hung Videoboard** – Within the seating bowl, Cowboys fans are provided with a one-of-a-kind feature unlike any other in the world, a center-hung videoboard. Hanging 90 feet above the field from the roof structure, the innovative videoboard center spans between the 20-yard lines and features four individual boards – two facing the sidelines and two facing the end zones. The sideline boards measure 160 feet wide by 72 feet tall while those facing the end zones measure 53 feet by 30 feet. All four boards are angled toward the stands for optimal viewing. The stunning combination of these boards immerses spectators with video imagery, creating a premium on upper level seats and presenting the game in a way never before experienced. Updated for 2023, the center-hung video board features UHD Resolution utilizing 450 million pixels and HDR Color Rendition.



★ **Canted Glass Wall** – One of the most compelling architectural features of the stadium design is the canted glass exterior wall. The 86-foot high glass, curtain-wall surface slopes outwardly at a 14 degree angle to create a luminescent glow day or night. A fritted glass system transitions up the elevation to create a dynamic, ever-changing aesthetic depending on the time of day. At night, a series of internal lights gently wash the glass wall to create a glow across the facade.

★ **Suites** – The design includes over 300 suites that have been decentralized and are in eight locations distributed across five separate levels of the stadium. The most unique are the field-level sideline suites for up-close and personal viewing of the games.



## Design Statistics

★ **Total Square Footage:** 3.0 million square feet. The entire Statue of Liberty and its base could fit into the stadium with the roof closed. The stadium is also the world's largest column-free room. The American Airlines Center in Dallas could fit entirely into the stadium at field level.

★ **Interior Cubic Volume:** 104 million cubic feet. (By comparison, NRG Stadium in Houston measures 90 million cubic feet.) AT&T Stadium is the largest enclosed stadium (in cubic feet) in the NFL.

★ **Seating Capacity:** With ticketed areas in the end zone plazas and platforms, capacity can reach over 100,000.


★ **Suites:** There are over 300 suites in eight different locations on five separate levels of the stadium. Field-level suites are available on the sidelines as well as in the end zones for up-close and personal viewing of the games. The Optum Hall of Fame level suites are 20 rows from the field, making them some of the closest elevated suites in the NFL.

★ **Domed Roof:** At 661,000 square feet, the stadium is the largest domed structure in North America.

★ **Retractable Roof:** The open roof design that was a unique feature of Texas Stadium was carried over into the design of the stadium, with the improvement of a new retractable feature, revealing an opening that measures 256 feet wide and 410 feet long. Two bi-parting mechanized roof panels are driven by a rack-and-pinion drive system consisting of 64 7.5 HP electric motors, making it the first of its kind in the world. The open/close time is 10 minutes.

★ **Arches:** The roof is supported by two 35-foot deep and 17-foot wide boxed arch trusses. Each truss spans nearly a quarter mile (1,290 feet) making the roof one of the longest clear-span structures in the world. The arches are more than twice the length of the Gateway Arch in St. Louis.

★ **Glass Retractable Doors:** Each end zone features a five-leaf clear glass retractable door measuring 120 feet high and 180 feet wide, making it the tallest movable glass wall in the world.



As the largest NFL venue ever built, the stadium boasts the most spectacular column-free room in the world, stretching a quarter-mile in length. Encasing 3.0 million square feet, the majestic scale of the stadium measures twice the distance of the St. Louis Gateway arch. In addition, the Statue of Liberty can stand completely inside the room structure. The length of the arches spans the same distance as the height of the Empire State Building. The magnitude of the stadium's size and scale places it on the world's stage of iconic structures.

## AT&T Stadium Facts and Figures

On July 25, 2013, two iconic American brands - the Dallas Cowboys and AT&T - jointly announced an expansion of their long-standing relationship to include a new name for the team's home, AT&T Stadium, as well as plans to create an innovative, mobile-first experience for fans.



"AT&T is an iconic American leader that has guided the path of communication in the world for more than 100 years," said Cowboys owner Jerry Jones. "Our stadium has always been about providing fans with an unsurpassed experience in the area of technology. With AT&T, we are growing our relationship with one of the world's strongest and most innovative companies to ultimately provide fans with the latest cutting-edge technology for many years to come."

The name change is reflected in substantial signage updates throughout the building, prominently featuring AT&T, both inside and outside of the stadium. The Cowboys and AT&T work together to deliver an interactive game day experience for fans like no other. AT&T and the Cowboys continue to invest in advanced mobile technology in and around AT&T Stadium to benefit all visitors.

### AT&T Stadium - What Fans Need to Know

#### ★ Access

One of the great assets Arlington has is accessibility to the entire metroplex. There are 14 approaches from major highways into AT&T Stadium in Arlington. From a regional standpoint, the stadium is one of the most accessible venues ever planned.

#### ★ Parking

It is estimated that between parking under control of the Cowboys, as well as entrepreneurial lots around the stadium, there are as many as 30,000 parking spaces available to fans on game day.

#### ★ Outdoors Areas and Open End Zones

The stadium design incorporates two open end zones with glass retractable doors measuring 120 feet high and 180 feet wide, making them the tallest glass retractable doors in the world. Outside these doors, one in each end zone – along with the three party decks in each end zone – create over 420,000 square feet of entertainment space (approximately 10 acres). Media boards and large-screen monitors add entertainment to the area, and create a festival atmosphere, making these areas a great space for people to gather before, during and after events to socialize. The field is 50 feet below ground level, so fans entering on the ground floor will have a panoramic view over the field. The end zone area has the flexibility to convert from standing-room only to seating, based on specific event needs.

#### ★ Video Boards

There are approximately 3,000 televisions in the building, with the most unique being the four board cluster that is suspended 90 feet directly over the center of the playing surface. The board runs from the 20-yard line to the 20-yard line - measuring 160 feet in length and 72 feet in height - making it one of the world's largest center-hung video board installations, setting a Guinness Book World Record. The center video board allows fans on all levels to view the game in crisp, clear images during the game. This creates a premium on the value of the upper-level seats and makes the game more exciting for all fans.

★ **Amenities and Restrooms**

The stadium features 824 concession points of sale as well as more than 1,800 toilets. Some of the restrooms are reversible based on the needs of the event.

★ **Ring of Honor**

Members of the Dallas Cowboys Ring of Honor are forever honored on the wall surrounding the field, emblazoned with the same letters and numbers that originally hung proudly at Texas Stadium.

★ **Miller Lite®House**

Located on the west side of AT&T Stadium, the Miller Lite®House is the place to go for all pre-game tailgating and post-game celebrations. Fans can grab an ice-cold Miller Lite before finding a seat under the canopy of trees and watching the game on one of over 50 large screen TVs. Or, grab your friends and head over to the 80-yard replica Cowboys field for some tailgate games. Miller Lite House is also a key location for Dallas Cowboys NFL Season Rally Days and national and local destination music and culinary events year round at AT&T Stadium.

★ **AT&T Stadium – Acclaimed Gameday Culinary for Fans**

The stellar game day experience at AT&T Stadium features a tradition of delicious menus that reflect the local food culture of Texas and the Southwest, as well as global cuisine. Every Cowboys game day - and all other sports and entertainment events - features culinary professionals operating in the highest industry standards, directed by an acclaimed, award-winning Executive Chef and executive management team, preparing menus in general concessions, clubs and suites that garner fan accolades for their abundant fresh ingredients and winning flavors. A main kitchen, 13 area kitchens and hundreds of culinary destinations across the stadium are centers where delicious food and beverages are carefully prepared for fans with the highest standards engineered for the modern era in the stadium. Among the fan-craved traditions at AT&T Stadium available to every guest are: The Cowboys Cheesesteak, The Tostitos® Ultimate Nachos, The Frito® Pie Dog, The Mediterranean Salad, The Mango Habanero Chicken Sandwich with Pineapple Slaw, The Bent Buckle BBQ Sliced Brisket Sandwich, The Steak Sandwich, Heaven and Hell Burger, The Fried Mozzarella Burger, Doritos® Chicken Wrap, Tortas, Sumo Hot Dogs with Asian-tradition toppings, Vegetarian Nachos and the famous Macaroni & Cheese that is also enjoyed in Lobster Mac-N-Cheese. Craft coffee is now a featured item on the game day menus, too. The popular Plant-Based Touchdown menu of offerings in collaboration with WE Over Me Farm at Paul Quinn College provides innovative, big-flavor dishes that fans love. Vegan and gluten-free selections are also offered, along with a healthful menu such as Ensalada Al Pastor and the Thai Veggie Wrap with Peanut Sauce.

Pre-game festivities include the Miller Lite®House outdoors on the west side of the stadium and the flavor-filled fan experience outside on the east side, with programming and entertainment on-stage combined with delicious offerings. The exciting Pepsi® Fan Deck on the Upper Concourse inside AT&T Stadium is a game day destination for fans to enjoy items such as the famous Blue Bell® Ice Cream, milkshakes, slushies - served in a signature Dallas Cowboys-branded boot mug - and freshly baked cookies, Cheetos® popcorn and more. AT&T Stadium is now a completely cashless purchasing experience for fans. AT&T Stadium is also internationally renowned as a destination for innovative, landmark private events and this tradition continues to new heights in 2023.

★ **Dallas Cowboys Pro Shop and Stadium Tours**

Stadium Tours presented by SeatGeek allow fans to peek inside the home of the Dallas Cowboys year round. There are multiple tour options for an in-depth, behind the scenes look at all the wonders, including the Cowboys locker room, the Dallas Cowboys Cheerleaders locker room and a chance to step on the same field where Dak Prescott, CeeDee Lamb and Micah Parsons take on opponents any given Sunday. For more information on AT&T Stadium Tours, contact (817) 892-8688 or check the web at [www.attstadium.com/tours](http://www.attstadium.com/tours). The Dallas Cowboys Pro Shop at the Stadium is also open year round and where tours begin.

★ **Rally Days at AT&T Stadium**

Rally Days presented by SeatGeek give NFL fans an experience of a lifetime the day prior to Cowboys home games. Rally Days include a high-energy fan fest at Miller Lite®House, autographs from Dallas Cowboys Alumni Players and Dallas Cowboys Cheerleaders, photos with Rowdy, along with family fun activities on the same field that both teams will play on the next day. Fans can also get a behind the scenes tour of AT&T Stadium and so much more. For details, visit [attstadium.com/rallydays](http://attstadium.com/rallydays).

★ **Dallas Cowboys Art Collection**

The Dallas Cowboys and AT&T Stadium are family businesses, and the art collection in the stadium and The Star in Frisco reflects the intimacy of a personal vision. Unlike most private collections, this one is accessible to massive crowds. It is there to be seen, week after week, season after season, by tourists just passing through and by regulars who return again and again. The collection consists of 92 works of art by 62 established and emerging artists, including 16 site-specific commissions. The works in the collection are united by their boldness, vigor, and resolve. They not only hold their own in a crowd, but have the power to transform massive public spaces into impossible-to-mistake locations where visitors from all over the world come together. To purchase art tour tickets, visit [attstadium.com/tours/art-tour](http://attstadium.com/tours/art-tour). Also, download the free Dallas Cowboys Art Collection App on your mobile device to enhance your tour.

**AT&T STADIUM TIMELINE**

- ★ **April 10, 2006** – Ground breaking begins for stadium construction.
- ★ **May 27, 2009** – Stadium is unveiled at a ribbon cutting ceremony that also featured the opening of the glass end zone doors.
- ★ **June 6, 2009** – George Strait, Reba McEntire, Blake Shelton and Lee Ann Womack serve as the entertainment for the first event in front of 60,188.
- ★ **July 20, 2009** – The Concacaf Gold Cup is the first sporting event played at the stadium in front of 82,252 - a then Texas soccer attendance record.

- ★ **August 7, 2009** – Stadium artwork unveiled featuring 23 pieces with 13 specially commissioned for the stadium, including: Franz Ackermann, Mel Bochner, Olafur Eliasson, Teresita Fernandez, Matthew Ritchie and Lawrence Weiner. The collection now consists of 92 works of art by 62 established and emerging artists, including 16 site-specific commissions.
- ★ **August 21, 2009** – The first Dallas Cowboys game - a preseason contest against the Tennessee Titans - is played at the new stadium in front of 75,720 fans. The Cowboys defeated the Titans 30-10.
- ★ **August 27, 2009** – The Dallas Cowboys hold an open and free practice to the public with 26,460 in attendance - the most ever to attend a Cowboys practice.
- ★ **September 5, 2009** – BYU upsets Oklahoma 14-13 in the first collegiate football game at the stadium in front of 75,437 in the then inaugural Cowboys Classic.
- ★ **September 20, 2009** – The Dallas Cowboys play their first regular season game against the N.Y. Giants in front of an NFL-record crowd of 105,121 but lose the game 33-31.
- ★ **September 28, 2009** – The Dallas Cowboys earn their first win at their new stadium with a 21-7 victory over the Carolina Panthers on Monday Night Football. On the same night, the Guinness World Records certifies that the Cowboys video board is the largest high definition center-hung video display in the world.
- ★ **December 5, 2009** – The stadium hosts the first ever Dr Pepper Big 12 Championship game with Texas defeating Nebraska 13-12 in front of 76,211.
- ★ **January 2010** – Following the conclusion of the NFL's regular season, the Dallas Cowboys set a single-season club record for tickets distributed (718,055) during eight regular season games.
- ★ **January 2, 2010** – Ole Miss defeats Oklahoma State 21-7 in the first Cotton Bowl Classic game at AT&T Stadium in front of 77,928 - the then second-largest crowd in Cotton Bowl history.
- ★ **January 9, 2010** – The Dallas Cowboys host their first home playoff game at the stadium, and with a 34-14 victory over the Philadelphia Eagles in front of 92,951, earn their first playoff win in 13 years.
- ★ **February 14, 2010** – The stadium hosts the 2010 NBA All-Star Game in front of 108,713 fans, setting attendance records for the most at an NBA All-Star Game, most to witness a basketball game (college or pro) and the largest crowd in American professional sports history. The East defeats the West, 141-139.
- ★ **March 13, 2010** – Manny Pacquiao defeats Joshua Clottey in the first boxing match at the stadium in front of 50,944 in attendance - the then second-largest attendance for a boxing event in the state of Texas.
- ★ **December 10, 17 & 18, 2010** – Six ULL Texas state championship football games, including five games over a two-day span, are played at the stadium for the first time.
- ★ **February 6, 2011** – The stadium hosts North Texas' first Super Bowl as Green Bay beats Pittsburgh 31-25 in Super Bowl XLV in front of 103,219 - the fourth-largest Super Bowl attendance figure.
- ★ **March 29 & 32, 2013** – The stadium hosts the 2013 NCAA Men's Basketball South Regional Semifinals and finals - with more than 77,000 fans on hand to watch the Sweet 16 and Elite 8.
- ★ **July 25, 2013** – The stadium was renamed AT&T Stadium on July 25, 2013 after the Cowboys and AT&T announced a long term agreement.
- ★ **April 5-7, 2014** – AT&T Stadium hosts its first NCAA Men's Basketball Final Four between Connecticut, Florida, Kentucky and Wisconsin over two days. In the semifinals, 79,444 are in attendance to mark the largest crowd ever for a college basketball game, the largest crowd for an NCAA Final Four game and the largest crowd for the semifinals in NCAA history. UConn defeats Florida 63-53 and Kentucky downs Wisconsin 74-73. In the NCAA Championship Game, UConn is victorious over Kentucky 60-54 as the largest crowd for an NCAA Basketball Championship Game at 79,238 cheer on the event. The combined attendance of 158,682 is the largest two-day attendance ever for the event.
- ★ **June 7, 2014** – Country megastar George Strait brings his "The Cowboy Rides Away" Tour to AT&T Stadium with the largest crowd for an indoor concert in North American history at 104,793 in attendance.
- ★ **January 4, 2015** – The inaugural College Football Playoff National Championship is played at AT&T Stadium between Ohio State and Oregon. The Buckeyes defeat the Ducks 42-20 with 85,689 in attendance.
- ★ **April 19, 2015** – The Academy of Country Music Awards hosts its 50th Anniversary awards show at AT&T Stadium and sets the Guinness World Record for the attendance at an Awards Show Broadcast with 70,252.
- ★ **April 3, 2016** – WrestleMania 32 makes its mark in North Texas when 101,763 attend the event which sets a new WWE attendance record. It also serves as the fifth-highest attended event at AT&T stadium.
- ★ **April 26-28, 2018** – AT&T Stadium becomes the first NFL stadium to host an NFL Draft, and the first to be held in Texas. The NFL Draft Experience set an opening Day 1 of the Draft attendance record as over 100,000 people attended the free event on the first night of the NFL Draft. Overall, more than 200,000 fans attended the three-day event.
- ★ **August 2018** – The Dallas Cowboys celebrate 10 years for games and events at AT&T Stadium since the building opened its doors in 2009.
- ★ **December 2019** – AT&T Stadium is named Facility of the Decade by *Sports Business Journal*.
- ★ **September-December 2020** – AT&T Stadium allows fans at all eight regular season home games in 2020, becoming one-of-19 NFL teams to host fans during the COVID-19 pandemic. Additionally, the Cowboys average over 27,000 fans-per-game, the highest attendance in the NFL during the 2020 season.
- ★ **January 1, 2021** – The Rose Bowl is moved to AT&T Stadium due to the growing number of COVID-19 cases in Southern California and is only the second time in the prestigious game's history that it has been moved out of state, and the first since 1942 during World War II. The 107th Rose Bowl and College Football Semifinal Game saw Alabama down Notre Dame, 31-14 in front of a limited crowd of 18,373.
- ★ **May 8, 2021** – Canelo Alvarez returns to AT&T Stadium for the second time in a super middleweight unification fight against Billy Joe Saunders, who he defeats between the eighth and ninth rounds with 73,126 in attendance - the largest indoor attendance for a boxing event in the United States. The previous mark was 63,350 for the Muhammad Ali-Leon Spinks rematch in 1978.
- ★ **2021 Season** – As the NFL returned to full capacity attendance for all 32 teams during the 2021 season, the Dallas Cowboys once again led the league in home paid attendance in eight games in the regular season with a total of 691,390.

## STADIUM EVENTS

### SUPER BOWL

Super Bowl XLV, Green Bay 31, Pittsburgh 25, 2/6/11 - 103,219

### COLLEGE FOOTBALL

*College Football National Championship Game*  
Ohio State 42, Oregon 20, 1/12/15 - 85,689

#### Goodyear Cotton Bowl Classic

Miss 21, Ok. St. 7, 1/2/10 - 77,928	Wisc. 24, W Mich. 16, 1/2/17 - 59,615
LSU 41, TAMU 24, 1/7/11 - 83,514	Ohio St. 24, SoCal 7, 12/30/17 - 67,510
Ark. 29, KSU 16, 1/7/12 - 80,956	Clem. 30, ND 3, 12/29/18 - 72,183*
TAMU 41, Okla. 13, 1/4/13 - 87,025	Penn St 53, Mem. 39, 12/28/19 - 54,828
Mizz 41, Ok. St. 31, 1/3/14 - 72,690	Okla. 55, Fla. 20, 12/30/20 - 17,323
Mich St. 42, BU 41, 1/1/15 - 71,464	Ala. 27, Cin. 6, 12/31/21 - 76,313*
Ala. 38, Mich St. 0, 12/31/15 - 82,812*	Tulane 46, SoCal 45, 1/2/23 - 55,329

#### Rose Bowl Game

Alabama 31, Notre Dame 14, 1/1/21 - 18,373\*

\*Denotes College Football Playoff Semifinal

#### Allstate Kickoff Classic

BYU 14, Okla. 13, 9/5/09 - 75,437	Ala. 35, Wisc. 17, 9/5/15 - 64,279
TCU 30, Ore St. 21, 9/4/10 - 46,138	Ala. 52, SoCal 6, 9/3/16 - 81,539
LSU 40, Ore 27, 9/3/11 - 87,711	Mich. 33, Fla. 17, 9/2/17 - 75,802
Ala. 41, Mich. 14, 9/1/12 - 90,413	LSU 33, Miami. 17, 9/2/18 - 68,841
LSU 37, TCU 27, 8/31/13 - 80,230	Auburn 27, Ore. 21, 8/31/19 - 60,662
FSU 37, Ok. St. 31, 8/30/14 - 61,521	KSU 24, Stanford 7, 9/4/21 - 28,668

#### Southwest Classic

Ark. 47, TAMU 19, 10/3/09 - 71,872	TAMU 50, Ark. 43, 9/23/17 - 64,668
Ark. 24, TAMU 17, 10/9/10 - 65,622	TAMU 24, Ark. 17, 9/29/18 - 55,383
Ark. 42, TAMU 38, 10/1/11 - 69,838	TAMU 31, Ark. 27, 9/28/19 - 51,441
TAMU 35, Ark. 28, 9/27/14 - 68,113	Ark. 20, TAMU 10, 9/25/21 - 57,992
TAMU 28, Ark. 21, 9/26/15 - 67,339	TAMU 23, Ark. 21, 9/24/22 - 63,580
TAMU 45, Ark. 24, 9/24/16 - 67,751	

#### Big 12 Shootout

TTU 20, BU 13, 11/28/09 - 71,964	Baylor 63, TTU 35, 10/3/15 - 56,179
Baylor 66, TTU 42, 12/26/11 - 51,615	TTU 54, Baylor 35, 11/25/16 - 41,656
Baylor 52, TTU 45, 11/24/12 - 44,168	TTU 38, Baylor 24, 11/11/17 - 34,482
Baylor 63, TTU 34, 11/16/13 - 69,188	Baylor 35, TTU 24, 11/24/18 - 27,308
Baylor 48, TTU 46 11/29/14 - 54,179	

#### Big 12 Championship Games

Texas 13, Neb. 12, 12/5/09 - 76,211	Okla. 30, Baylor 23, 12/7/19 - 65,191
Okla. 23, Neb. 20, 12/4/10 - 78,810	Okla. 27, Iowa St. 21, 12/19/20 - 18,859
Okla. 41, TCU 17, 12/2/17 - 64,104	Baylor 21, Ok. St. 16, 12/4/21 - 65,771
Okla. 39, Texas 27, 12/1/18 - 83,114	KSU 31, TCU 28, 12/3/22 - 69,335

#### Neutral Site games

TCU 38, BYU 28, 10/28/11 - 50,094  
Notre Dame 37, Arizona State 34, 10/5/13 - 66,690  
UCLA 20, Texas 17, 9/13/14 - 60,479  
Ohio State 40, TCU 28, 9/15/18 - 64,362

### HIGH SCHOOL FOOTBALL

The stadium has hosted 261 high school football games since opening in 2009. Over 1.6 million fans have viewed high school games at AT&T Stadium.

#### UIL Texas State Football Championships


12/10, 17-18, 2010 - 100,000+  
12/9, 15-17, 2011 - 208,602  
12/14, 20-22, 2012 - 125,000+  
12/14, 19, 20-21, 2013 - 124,198  
12/13, 18-20, 2014 - 134,861  
12/2-3, 12/14-17, 2016 - 290,900  
12/20-23, 2017 - 156,967  
12/15, 12/19-22, 2018 - 161,552  
12/18-21, 2019 - 148,570  
12/16-18, 2020 - 35,569  
1/15-1/16, 2021 - 42,094  
12/15-18, 2021 - 104,953  
12/14-17, 2022 - 124,416



**Super Bowl XLV**  
Green Bay 31, Pittsburgh 25  
Feb. 6, 2011



**College Football Playoff  
National Championship Game**  
Ohio State 42, Oregon 20  
Jan. 12, 2015



**CFB Playoff Semifinal at the Rose Bowl Game**  
Alabama 31, Notre Dame 14  
Jan. 1, 2021



**UIL Texas High School Football Championship**  
2A Division I - Hawley 54, Refugio 28  
Dec. 15, 2022

STAFF  
PLAYERS  
2022 SEASON  
RECORDS  
PLAYOFF RECORDS  
HISTORY  
AT&T STADIUM

## STADIUM EVENTS

**NBA ALL-STAR GAME**

2010 NBA All-Star Game - East 141, West 139, 2/14/10 - 108,713  
largest crowd in American sports history

**NCAA BASKETBALL***Neutral Site games*

Texas 103, North Carolina 90, 12/19/09 - 38,052  
Baylor 67, Kentucky 62 (Men's) and Kentucky 133, Baylor 130 (Women's),  
12/6/13 - 12,818

*NCAA Men's Basketball Regional:*

Michigan 87, Kansas 85 and Florida 62, Florida Gulf Coast 50,  
3/30/13 - 40,639

Michigan 79, Florida 59, 4/1/13 - 36,585

*NCAA Men's Basketball Championship:*

Connecticut 63, Florida 53 and Kentucky 74, Wisconsin 73,  
4/5/14 - 79,444 - largest crowd for a college basketball game  
Connecticut 60, Kentucky 54, 4/7/14 - 79,238 - largest crowd for an  
NCAA Basketball Championship Game and combined attendance of  
158,682 was the largest two-day attendance for the event all-time

**SOCCER***Concacaf Gold Cup*

Mex 4, Haiti 0 and Costa Rica 5, Guad. 1 - GC Quarterfinals, 7/20/09 - 82,252  
Costa Rica 5, Cuba 0 and Mex 5, El Salvador 0 - GC Group Stage, 6/5/11 - 80,108  
USA 3, Honduras 1 and Panama 2, Mex 1 - GC Semis, 7/24/13 - 81,410  
USA 2, Costa Rica 0 - GC Semis, 7/22/17 - 45,516  
Mex 0, Trinidad & Tobago 0 - GC Group Stage, 7/10/21 - 41,229  
USA 1, Jamaica 0, GC Quarterfinals, 7/25/21 - 41,318

*Friendly Matches*

Chelsea FC 2, Club America 0 - 7/26/09 - 57,229  
San Luis 3, Club America 0 - 7/17/10 - 27,061  
Mexico 2, Brazil 0, 6/3/12 - 84,516  
Mexico 3, Ecuador 1, 5/31/14 - 84,876 - largest soccer crowd in Texas  
Argentina 2, Mexico 2, 9/8/15 - 82,559  
Croatia 1, Mexico 0, 3/27/18 - 79,617  
Mexico 3, Ecuador 2, 6/9/19 - 59,222  
Mexico 2, Iceland 1, 5/29/21 - 44,892  
Mexico 2, Nigeria 1, 5/28/22 - 56,872

World Football Challenge FC Barcelona 2, Club America 0, 8/6/11 - 60,807  
International Champions Cup AS Roma 4, FC Barcelona 2, 7/31/18 - 54,726

**CONCERTS**

Academy of Country Music 50th Awards Show - 4/19/15 - 70,252 -  
highest attendance at an Awards Show Broadcast  
Bad Bunny - 9/9/22 - 58,690  
BeautyKind Unites: A Concert for Causes - The Band Perry, Demi Lovato,  
Jake Owen and Cole Swindell - 3/25/17 - 20,000  
Beyonce - 5/9/16 - 44,270  
Beyonce & Jay-Z - 7/22/14 - 47,461 Beyonce & Jay-Z - 9/11/18 - 45,099  
Coldplay - 8/27/16 - 62,098  
Eagles - 6/23/18 - 58,118  
Ed Sheeran - 10/27/18 - 46,249  
Garth Brooks - 7/30/22 - 90,741  
George Strait - 6/6/09 - 60,188  
George Strait - 6/7/14 - 104,793 - largest indoor concert crowd in North America  
Grupo Firme - 32,676  
Guns N' Roses - 8/3/16 - 40,978  
Jonas Brothers - 6/20/09 - 50,544  
Los Bukis - 9/15/21 - 42,444  
Kenny Chesney - 4/16/11 - 46,516 Kenny Chesney - 6/4/16 - 46,273  
Kenny Chesney - 6/9/12 - 47,269 Kenny Chesney - 5/19/18 - 46,274  
Kenny Chesney - 5/11/13 - 45,026 Kenny Chesney - 6/4/22 - 50,033  
Kenny Chesney - 5/16/15 - 47,256  
Luke Bryan - 10/22/16 - 40,157  
Luke Combs - 3/25/23 - 59,085  
Metallica - 6/16/17 - 49,476  
One Direction - 8/24/14 - 53,409  
Paul McCartney - 8/19/09 - 38,500  
Posty Fest: Post Malone - 11/29/19 - 46,152  
Taylor Swift - 10/8/11 - 55,451 Taylor Swift - 10/5,10/6/18 - 105,002  
Taylor Swift - 5/25/13 - 53,020 Taylor Swift - 3/31, 4/1, 4/2/23 - 210,607 -  
Taylor Swift - 10/17/15 - 62,630 three-day stadium attendance record  
The Rolling Stones - 6/6/15 - 49,042  
The Weeknd - 8/14/22 - 51,784  
U2 - 10/12/09 - 70,745 U2 - 5/26/17 - 50,247



**2010 NBA All-Star Game**  
East All-Stars 141, West All-Stars 139  
Feb. 14, 2010



**NCAA Men's Basketball  
Final Four Championship**  
UCONN 60, Kentucky 54  
April 7, 2014



**International Soccer Friendly**  
Mexico 2, Nigeria 1  
May 28, 2022



**Taylor Swift**  
March 31, April 1 & 2, 2023

## STADIUM EVENTS

### PBR

2/20/10 - 46,321*	2/18/17 - 38,598
2/19/11 - 38,641	2/24/18 - 46,046
3/3/12 - 34,141	2/9-2/10/19 - 61,809
3/2/13 - 29,032	2/15-2/16/20 - 42,171
3/1/14 - 37,716	11/12-11/15/20 - 43,556
2/28/15 - 28,311	3/5/22 - 23,032
2/27/16 - 30,298	

\*largest crowd for a single-day riding event in the U.S.

### THE AMERICAN RODEO

3/2/14 - 28,315	2/25/18 - 32,137	3/6/22 - 43,795
3/1/15 - 42,563	3/2-3/3/19 - 37,853	
2/28/16 - 33,799	3/7-3/8/20 - 43,844	
2/19/17 - 28,030	3/6-3/7/21 - 24,063	

### MONSTER JAM

2/27/10 - 60,321	2/13/16 - 50,100	3/27-3/28/21 - 35,501
2/26/11 - 60,125	2/4/17 - 60,582	10/16/21 - 31,092
2/25/12 - 60,099	2/10/18 - 61,351	2/19/22 - 42,352
2/23/13 - 64,078	2/23/19 - 60,586	10/15/22 - 36,218
event record	10/26/19 - 38,769	2/25/23 - 45,427
2/22/14 - 57,136	2/29/20 - 61,329	
2/21/15 - 56,663	10/24-10/25/20-26,383	

### SUPERCROSS

3/20/10 - 49,082	2/11/17 - 57,807
2/26/11 - 51,509	2/17/18 - 57,421
2/18/12 - 53,952	2/16/19 - 57,614
2/16/13 - 54,036	2/22-2/23/20 - 48,503
2/15/14 - 54,421	3/13-3/16-3/20/21 - 38,083
2/14/15 - 54,981	2/26/22 - 42,120
2/20/16 - 57,755	2/25/23 - 42,853

### OTHER SPORTING EVENTS

#### NFL Draft

2018 NFL Draft - 4/26-28/18 - The NFL Draft Experience set an opening Day 1 of the Draft attendance record as over 100,000 people attended the free event on the first night of the NFL Draft

#### Wrestling

WrestleMania 32 - 4/3/16 - 101,763 - largest single-day attendance in WWE history  
WrestleMania 38 - 4/2-3/22 - 156,352 - then most-attended event in WWE history (combined over two days)

#### Boxing

Manny Pacquiao def. Joshua Clottey - WBO World Welterweight Championship, 3/13/10 - 50,944  
Manny Pacquiao def. Antonio Margarito - WBC Super Welterweight title, 11/13/10 - 41,734  
Canelo Alvarez def. Liam Smith - WBO Junior Middleweight title, 9/17/16 - 51,240  
Errol Spence Jr. def. Mikey Garcia - IBF Welterweight title, 3/16/19 - 47,525  
Errol Spence Jr. def. Danny Garcia - IBF & WBC Welterweight title, 12/5/20 - 16,102  
Canelo Alvarez def. Billy Joe Saunders - Super Middleweight unification, 5/8/21 - 73,126 - largest indoor attendance for a boxing event in the United States  
Errol Spence Jr. def. Yordenis Ugas - WBA Welterweight title, 4/16/22 - 39,946

#### Womens Basketball

The Lonestar Championship - 4/22-24/22 - 8,889

#### Lacrosse

NCAA Women's Lacrosse, Northeastern vs. William & Mary - 3/19/11 - 2,235

#### Bowling

U.S. Women's Open - 6/30/11 - 6,000+

#### Gymnastics

Nastia Liukin Cup - 3/6/15 - 3,226  
AT&T American Cup - 3/7/15 - 10,383

### ARTS AND HOME ENTERTAINMENT

The Home Show - 3/9-11/12 - 25,229  
Live broadcast of the opera "The Magic Flute" - 4/28/12 - 15,100  
Glenn Beck "Restoring Love" - 7/28/12 - 46,478  
The Home Show - 3/8-10/13 - 12,994  
Live simulcast of the opera "Turandot" - 4/13/13 - 14,000  
Live simulcast of the opera "The Barber of Seville" - 4/11/14 - 10,000  
Live simulcast of the opera "LA BOHEME" - 3/21/15 - 7,000  
Live simulcast of the opera "SHOW BOAT" - 4/23/16 - 5,000  
13 Hours: The Secret Soldiers of Benghazi Movie Premiere - 1/12/16 - 32,000



**2018 NFL Draft**  
April 26-28, 2018



**WrestleMania 38**  
April 2 & 3, 2022



**Errol Spence Jr. defeats Yordenis Ugas**  
April 16, 2022



**PBR**  
March 5, 2022

STAFF

PLAYERS

2022 SEASON

RECORDS

PLAYOFF  
RECORDS

HISTORY

AT&T  
STADIUM

# The Star in Frisco

In August 2013, the Dallas Cowboys, in partnership with the City of Frisco and the Frisco Independent School District (FISD), announced plans for The Star in Frisco - a vision that would become home of the Dallas Cowboys World Corporate Headquarters and Training Facility. Officially opened to the public in August 2016, The Star in Frisco is a leading entertainment destination.

The Star is located in Frisco, Texas, a suburb north of Dallas, Texas that boasts more than 200,000 residents. The facility is comprised of four mixed-use developments along the Dallas North Tollway in between Warren Parkway and Lebanon Road.

Plans for the 91-acre mixed-use development quickly grew from the Dallas Cowboys World Corporate Headquarters to become a destination that featured shopping, dining and nightlife, as well as athletic, fitness, health, event, hotel and residential options.

In partnership with the City of Frisco and Frisco ISD, the Cowboys focused on inspiring the next generation of players and fans by uniquely engaging them at the place where the Dallas Cowboys live, work and practice.

The Star became the first NFL training facility in the U.S. that is shared with a public high school athletic program. All 12 Frisco ISD high schools play games within Ford Center at The Star, a state-of-the-art, 510,000-square-foot indoor athletic facility. With a capacity of 12,000 seats, Ford Center hosts a variety of events in addition to football games, such as the ACM Awards, professional boxing, lacrosse and soccer matches, collegiate basketball tournaments, concerts, meetings and more.

"Moving from Valley Ranch to The Star was bittersweet," said Jerry Jones, owner and president, Dallas Cowboys. "We had a lot of history and memories there, but what is exciting now is what we've built at The Star that goes beyond just the Dallas Cowboys team. It involves these young, talented athletes from Frisco ISD; it involves the entire Frisco community with what we offer from training, health and wellness, to dining, entertainment, shopping and more. We've put our heart and soul into this next chapter for the Cowboys, and we love watching fans experience everything that The Star has to offer."

The Cowboys worked with several companies to develop all elements of The Star, including Manhattan Construction Group, Gensler, O'Brien Architects, ICRAVE, Advent Design Corp., Kimley-Horn and Associates, Walter P. Moore, and Henderson Engineers, Inc.

The Cowboys officially moved into The Star in July 2016 and held the first event in Ford Center on August 27, 2016: The Star Kickoff presented by Whataburger - a one-day event that featured eight FISD high school varsity football teams.

## Key Design Highlights

★ **Ford Center at The Star** – Ford Center at The Star is a state-of-the-art, 510,000-square-foot indoor athletic facility shared by the Dallas Cowboys, the City of Frisco and Frisco ISD's 12 high schools. It seats 12,000 in folding fixed seats and features an interior video board (1,824 square feet) and an exterior video board (2,270 square feet). The exterior video board is one of the largest in high school sports. Beyond high school football, Ford Center hosts a variety of events including concerts, boxing matches, soccer games, marching band competitions, lacrosse and more. Ford Center at The Star is home to Dallas Cowboys Football Operations, including its locker room, training room, coaches' offices, team rooms, training table and hydrotherapy. Frisco ISD has a dedicated side to Ford Center that includes a locker room, training room, press area and coaches' offices. Ford Center at The Star boasts one indoor and two outdoor (one turf and one natural grass) NFL and University Interscholastic League (UIL) compliant practice fields. It includes four luxury suites and a premium hospitality area that overlooks the indoor stadium and outdoor practice fields.

★ **War Room at The Star** – The NFL Draft is conducted in a state-of-the-art war room outfitted with advanced technology and adorned with Dallas Cowboys historical draft documents. The room is approximately 40' x 30', and on Draft Day, is filled with about 40 people (20-25 coaches, 12-15 scouts, several team trainers/executives). A large (roughly 20' x 7'), fully interactive video wall exists at the front of the room and is comprised of a 0.7 pixel pitch microLED video wall with a custom collaboration software package. In addition, the room includes four 4K multi-touch displays - two, 98-inch, and two, 76-inch - on a wall to be used for side-by-side comparison of two players doing the same exercise/running the same play during a game. A display case in the hallway outside of the war room contains three historical draft books with notable evaluations of Cowboys legends, such as Troy Aikman, Michael Irvin and Emmitt Smith, and one high-tech, animated draft book that "scribbles" notes and plays video clips. The room is open to the public for tours of The Star, and fans have the chance to win a "War Room Experience" in a continued partnership with the Texas Lottery.

★ **Outdoor Entertainment at The Star** – The 40,500-square-foot Tostitos Championship Plaza is where Times Square meets town square. Located at the heart of The Star, it features a 2,270-square-foot video board, interactive displays and other video boards, a 50-yard football field for community activities and a 10,000-square-foot Dallas Cowboys Pro Shop that sells team apparel, fashion, souvenirs and memorabilia. In addition, the Dallas Cowboys Ring of Honor Walk presented by Dr Pepper, leads up to Ford Center, and highlights key players in Cowboys history. The Star also features "Huddle", a large outdoor sculpture by internationally acclaimed sculptor Tom Friedman, as part of the Dallas Cowboys Art Collection.





★ **Baylor Scott & White Sports Therapy & Research at The Star** – Opened in the summer of 2018, the 300,000-square-foot campus, named Baylor Scott & White Sports Therapy & Research at The Star, focuses on injury prevention, research and wellness for athletes of all levels, and is expected to become a nationally recognized model for the holistic treatment of physically active individuals. It is also a first-of-its-kind collaboration between an NFL team, a health system and a school district - Frisco ISD. The initial phase of the project included an ambulatory surgery center, a diagnostic imaging center, physical therapy, a preventive care program for athletes and several other health care offerings.

★ **Cowboys Club** – Cowboys Club, located at The Star, is an exclusive, members-only club designed to provide one-of-a-kind experiences for members and their guests. Cowboys Club overlooks the Dallas Cowboys practice fields and Ford Center field, allowing a bird's-eye view of the Cowboys and Frisco ISD games and camps. The club venue features multiple bar and dining options, including a five-star restaurant, as well as a terrace where members can dine. Cowboys Club hosts daily, members-only events, and each member has access to meeting rooms and catering to both business and private gatherings. The Cowboys began selling Cowboys Club memberships on January 12, 2016, and sold out approximately one month later on February 15, 2016. Those interested in Cowboys Club membership should visit [www.cowboysclub.com](http://www.cowboysclub.com) for details.

★ **Cowboys Fit** – Built in partnership with the leading global fitness developer, Mark Mastrov, Cowboys Fit is a premier health and fitness company with locations throughout the DFW and Austin areas. Cowboys Fit at The Star is a three-story, 60,000-square-foot, state-of-the-art health, and fitness facility. It features the same cutting edge fitness equipment and recovery innovations used by the Dallas Cowboys players and cheerleaders, enabling its members to truly train like a professional athlete. Amenities at Cowboys Fit include boutique style classes in three separate studios, a rooftop deck and pool overlooking the Cowboys practice fields, an extensive health and nutrition bar, a dedicated recovery lounge offering Cryotherapy, NormaTec, Hydromassage and treatments delivered by the industry's leading experts, a 40-yard indoor fitness turf, an exercise floor like no other and much more. For more information about Cowboys Fit at The Star, as well as all other Cowboys Fit locations, please visit [cowboysfit.com](http://cowboysfit.com).

★ **Formation** – Formation was designed to meet all your professional needs in an elevated work environment. Channel the winning business tradition of the Dallas Cowboys and the Jones Family at Formation. Inspired by and located steps from the Dallas Cowboys World Headquarters, Formation offers open workspace, dedicated desks, and private offices, as well as unique amenities ranging from 24/7 access to a few days per month. Limited memberships are available. Visit [FormationAtTheStar.com](http://FormationAtTheStar.com) for more information.

★ **Omni Frisco Hotel at The Star** – Omni Frisco Hotel at The Star opened its doors in summer of 2017. The 16-story, 300-room luxury hotel is designed to host meetings and events for business and leisure travelers. A rooftop pool deck with a bar and grill overlooks Ford Center and Tostitos Championship Plaza. Omni Frisco Hotel is able to accommodate up to 1,000 attendees for an event or banquet and boasts 24,000 square feet of meeting space inclusive of a 13,000-square-foot ballroom.

★ **The Star District** – Located adjacent to Ford Center and Tostitos Championship Plaza, in a 200,000-square-foot retail block, The Star District includes over 30 restaurants and retail options designed for the community, fans and visitors alike. Dine, shop and explore The Star by visiting Ascension Coffee, AT&T, Cane Rosso, Cards in a Box, Charles Schwab, Charlotte Jones Collection at Omni, Cherry Blow Dry Bar, City Works Eatery & Pour House, Lenovo Legion Esports Center Home of Complexity Gaming, Concrete Cowboy, Cow Tipping Creamery, Dallas Cowboys Pro Shop, Dee Lincoln Prime, Flea Style, Formula Wellness, Hiatus Spa, Heirloom Haul, Hiatus Spa & Retreat, J. Hilburn Stylist Studio, King Ranch Saddle Shop, La Parisienne, Lombardi Cucina Italiana, Lucchese, Luxe Eyewear, Mi Coccina, Monkee's of Frisco, Neighborhood Services, Next Step Dance, Omni Frisco at The Star, PlainsCapital Bank, Roti Grill, Shreve Fine Art Gallery, Sidecar Social, Snowbird Cocktail Lounge & Kitchen, Sushi Marquee, Tangerine Salon, TD Ameritrade, The Common Table, The Gents Place, The Glen, The Monarch Stag, Tricky Fish, Tupelo Honey Southern Kitchen & Bar and Wahlburgers. Visit [TheStarDistrict.com](http://TheStarDistrict.com) for more information.

★ **Ring of Honor Walk Presented by Dr Pepper** – Located throughout The Star District, the Dallas Cowboys Ring of Honor Walk presented by Dr Pepper honors the 22 members of the Dallas Cowboys Football Club who have made outstanding contributions throughout the team's history. A key design element of the area includes numbers 12 and 88 placed 50 yards apart for Roger Staubach and Drew Pearson, paying homage to the iconic 50-yard, game-winning "Hail Mary" pass from Staubach to Pearson that toppled the Minnesota Vikings in the 1975 playoffs and introduced the phrase "Hail Mary" into the sports lexicon.

★ **Twelve Cowboys Way** – Twelve Cowboys Way is the most coveted address at The Star. Located in Frisco, Texas, this 17-story luxury residential tower overlooks the 91-acre campus of The Star, the Dallas Cowboys World Headquarters, practice facility, and much more. Twelve Cowboys Way is a first-of-its-kind residence co-created by Cowboys Hall of Fame Owner Jerry Jones, Cowboys Hall of Fame Quarterback and #12, Roger Staubach, alongside Dallas-based developer and Cowboys Alumni, Robert Shaw. For leasing information, visit [TwelveCowboysWay.com](http://TwelveCowboysWay.com).

★ **The Star Tours Presented By SeatGeek** – The Dallas Cowboys World Corporate Headquarters at The Star in Frisco is a destination created to allow fans to connect with the team in ways they have never imagined. The VIP Guided Tours give Cowboys fans a chance to experience the place where the Dallas Cowboys train and work 355 days - non-gamedays - of the year. Since tours started in 2017, over 150,000 guests have seen what a day in the life of a Cowboys is like. Tickets can be purchased at [TheStarInFrisco.com/Tours](http://TheStarInFrisco.com/Tours).

# Cowboys Summer Training Camp



**TRAINING  
CAMP 2023**

American Airlines

The Dallas Cowboys return to Oxnard, California to open their 64th training camp in 2023.

This year marks the 17th time the Cowboys will have spent at least a portion of their training camp in Oxnard, and the 44th overall training camp in California.

Dallas came back to the west coast after training in the Alamodome in San Antonio prior to the 2011 season. Since 2001, the Cowboys have held training camp in Oxnard (2001, 2004-06, 2008, 2010 and 2012-19, 21-22), and/or Wichita Falls (2001) and/or San Antonio (2007, 2009, 2010 and 2011) and/or Frisco (2017-22).

Dallas will also hold a portion of its training camp at its home in Frisco, Texas, the seventh time the Cowboys will have training camp practices in Frisco.

## Training Camp History

**June 3, 1960** – The newly formed Dallas Cowboys franchise announced that it will train at Pacific University in Forest Grove, Oregon. Rookies reported on July 9.

**May 24, 1961** – Due to its proximity to their first exhibition game against Minnesota in Minneapolis, the Dallas Cowboys move training camp to St. Olaf College in Northfield, Minn. Camp opened on July 9.

**June 8, 1962** – The Dallas Cowboys move their training camp site to the campus of Northern Michigan College on the shores of Lake Superior in Marquette, Mich. Rookies reported on July 13.

**July 12, 1963** – Because the team played three of its first four preseason games on the west coast, the Dallas Cowboys moved training camp to California Lutheran College in Thousand Oaks, Calif. This camp, which was the first of 27 at CLC, opened on July 12.

**Dec. 6, 1989** – For the first time in the 30-year history of the team, the Dallas Cowboys trained in Texas as the club announced its 1990 training camp would be held at St. Edward's University in Austin, Texas. This camp, the first of eight at St. Ed's, opened on July 22.

**Feb. 17, 1998** – The Cowboys begin a four-year stay at Midwestern State University in Wichita Falls, Texas, with their 1998 camp. The first camp at Midwestern State University opened on July 16. In 2001, the Cowboys split camp between Midwestern State and the Residence Inn in Oxnard, Calif., spending two weeks at each location.

**May 17, 2002** – The Cowboys continue their commitment to fans in the state of Texas by announcing the 2002 training camp will take place at the Alamodome in San Antonio, Texas. The camp, which ran for four weeks, opened on July 26. The Cowboys returned to the Alamodome again in 2003.

**Oct. 24, 2003** – The Cowboys announce a return to California for training camp. For the 2004-06 seasons, the Cowboys conduct their entire training camp in Oxnard, Calif., at the Residence Inn at River Ridge, using practice fields provided by The City of Oxnard. The Cowboys opened their first returned camp on July 30, 2004.

**May 4, 2006** – The Dallas Cowboys announce a five-year commitment to once again call the City of San Antonio its summer home beginning in 2007. The Alamodome, which played host to Cowboys training camps in 2002 and 2003 will again be the site for the team's summer practice sessions.

**Summer, 2010** – The Dallas Cowboys held a split camp, spending the first portion in the Alamodome in San Antonio and the second at the Residence Inn at River Ridge in Oxnard.

**July, 2012** – The Dallas Cowboys returned to Oxnard, California for all of training camp at the Residence Inn at River Ridge after spending the 2011 training camp in San Antonio at the Alamodome.

**August, 2017** – After spending the first four weeks of training camp in Oxnard, California, the Dallas Cowboys returned home to hold their first ever training camp practices at their new practice facility at The Star in Frisco. Six training camp practices were held inside Ford Center and open to the public.

**August, 2020** – For the first time in franchise history, the Cowboys spent all of training camp at The Star in Frisco due to COVID-19 restrictions.

**July, 2021** – The Cowboys return to Oxnard, California for training camp after spending 2020 training in Frisco.

## Training Camp by Location

OREGON	MINNESOTA	MICHIGAN	THOUSAND OAKS	AUSTIN	WICHITA FALLS	SAN ANTONIO	OXNARD	FRISCO
1960	1961	1962	1963 1977	1990	1998	2002	2001*	2017
			1964 1978	1991	1999	2003	2004	2018
			1965 1979	1992	2000	2007	2005	2019
			1966 1980	1993	2001*	2009	2006	2020^
			1967 1981	1994	(4)	2010*	2008	2021
			1968 1982	1995		2011	2010*	2021
			1969 1983	1996			2012	2022
			1970 1984	1997		(6)	2013	(6)
			1971 1985	(8)			2014	
			1972 1986				2015	
			1973 1987				2016	
			1974 1988				2017	
			1975 1989				2018	
			1976				2019	
			(27)				2021	
							2022	
							(16)	

\* indicates split camp

^ split camp scheduled, but Oxnard canceled due to COVID-19



The Dallas Cowboys official website offers the best collection of timely articles, press conferences and videos, combined with the best spot to purchase tickets and order merchandise from the Cowboys Pro Shop. From the latest news to the latest apparel, there is no better place to visit than DallasCowboys.com.

### Daily Podcasts

**Talkin' Cowboys** – True to its name, the “Talkin’ Cowboys” podcast delivers knowledgeable, entertaining coverage of America’s Team. This lineup has a blend of experience, youth and a former NFL player. Host Kyle Youmans is joined by Patrik Walker, Nick Harris and former Cowboys draft pick Isaiah Stanback for a daily dose of Cowboys coverage.

**Cowboys Break** – This daily show is serious about the Cowboys, without taking themselves too serious in the process. This one-hour podcast enters its 19th season, hosted by Derek Eagleton, along with Nick Eatman, Bryan Broaddus and Ambar Garcia. The crew discusses the current state of the team, including fan opinion from calls and social media, giving analysis on the day-to-day events with a mix of historical perspective.

**Hangin’ with the Boys** – If you’re looking for some guys that enjoy talking about Cowboys football but also enjoy giving each other a hard time and having fun, then this is the show for you. Join six-time Pro Bowler Nate Newton, former Cowboys receiver Jesse Holley, along with Kurt Daniels as they aren’t afraid to get off-topic from time to time. And you never know who might be calling into the show.

**Mick Shots** – You can’t find more experience on one show than this one, featuring Mickey Spagnola, who has covered the Cowboys since the 1980s. One of the players on the team back then - Everson Walls - has plenty of stories to tell and they’re joined by longtime DFW media personality Bill Jones.

**Players’ Lounge** – They joined the Cowboys together in 2010. Both undrafted and both playing safety. So why wouldn’t Barry Church and Danny McCray have their own podcast? The two dissect the game like no other and have veteran media personality Newy Scruggs guiding the way and Hek’ma Harrison providing his insight as well.

**Girls Talk, 'Boys Talk** – One of the newestest daily podcasts, GTBT covers the Cowboys like never seen before. A lineup of all females, this crew gives their opinions of the team, from anything to formations and alignments to stories from the locker room and the sidelines. A team of Hailey Sutton, Isha Morrison and Jess Navarez break down the Cowboys from every angle

### Dallas Cowboys on Social Media.



@dallascowboys



/dallascowboys



@dallascowboys



@dallascowboys



/dallascowboys

## Cowboys on Radio

Audacy Radio's 105.3 The Fan (KRLL-FM) is once again the Flagship Station of the Dallas Cowboys Radio Network for the 2023 NFL season. All preseason, regular season and postseason Cowboys games are heard in stereo on The Fan's 100,000-watt signal.



Brad Sham returns for his 46th season in the Dallas Cowboys radio booth. Beloved by Cowboys fans, Sham's award winning play-by-play has provided the soundtrack to many of the most memorable moments in Dallas Cowboys history. Brad is re-joined in the booth by former Cowboys quarterback Babe Laufenberg, who enters his 32nd season as the network's full-time color analyst. A fixture on the sideline, veteran reporter Kristi Scales - now in her 26th season on the sideline - provides instant updates from the field.

Regular and postseason games are preceded by a three-hour Pregame Show and a three-hour Postgame Show. Both the pregame show and postgame show are hosted by Zach Wolchuk, Eric Chiofalo and former NFL scout Bryan Broaddus.

### The Dallas Cowboys Radio Network

**TEXAS:** Abilene KLGJ 106.9 FM; Alpine KVLV 1240 AM; Amarillo KWWE 102.9 FM; Andrews KQXR 95.1 FM\*; Atlanta, TX KPYN 900 AM/99.5 FM; Austin KTXK 104.9 FM; Big Spring KBST 95.7 FM; Brownsville KVNS 1700 AM/KQXX 105.5 FM\*; Brownwood KXYL 102.3 FM; Bryan KORA 98.3 FM, Carthage KGAS 104.3 FM; College Station KORA 98.3 FM; Comanche KCOM 1550 AM; Corpus Christi KEYS 1440 AM; El Paso KLAQ 95.5 FM; Hereford KPAN 860 AM; Kermit KPXTX 98.3 FM\*; Kerrville KAXA 103.7 FM/KHJQ 93.1 FM; Killeen KRZI 100.9 FM; Lubbock KTTU 97.3 FM; Marble Falls KBEY 103.9 FM; Marshall KMHT 103.9 FM; McAllen KVNS 1700 AM/KQXX 105.5 FM\*; Midland KQXR 95.1 FM\*; Monahans KPTX 98.3 FM\*; Odessa KQRX 95.1 FM\*; Paris KITX 95.5 FM\*; Pecos KPXTX 98.3 FM\*; Plainview KVOP 1090 AM/KICA 980 AM; San Angelo KGGK 960 AM/97.5 FM; San Antonio KTFM 94.1 FM; Stanton KQXR 95.1 FM\*; Stephenville KSTV 93.1 FM; Temple KRZI 100.9 FM; Texarkana KKTK 1400 AM; Tyler KOOI 106.5 FM; Uvalde KAXA 103.7 FM; Waco KRZI 1660 AM/K-267-AI; 101.3 FM\*; Wichita Falls KWFS 1290 AM/KBZS 106.3 FM.

**ARKANSAS:** Glenwood KHGZ 670 AM; Little Rock KABZ 103.7 FM.

**LOUISIANA:** Shreveport KLKL 95.7 FM.

**NEW MEXICO:** Albuquerque KQTM 101.7 FM; Artesia KTZA 92.9 FM\*; Carlsbad KTZA 92.9 F\*; Farmington KPRT 107.9 FM; Hobbs KEJL 1110 AM/100.5 FM; Roswell KTZA 92.9 FM\*.

**OKLAHOMA:** Bartlesville KWON 1400 AM; Hugo KITX 95.5 FM\*; Oklahoma City KBRU 94.7 FM; Tulsa KTSB 1170 AM.

*\*station serves more than one market*

### The Dallas Cowboys Spanish Language Radio Network Cadena de Plata Radio

A tradition of Spanish-language excellence continues with Cadena de Plata, the official voice of the Vaqueros de Dallas. Throughout the great state of Texas, and its growing affiliate base with stations in Nevada, New Mexico and Mexico City, those who enjoy the passion and drama of Español can follow the action with Victor Villalba (play-by-play), Luis Perez (color) and Carlos Nava (sidelines) during the 2023 season. Spanish radio broadcasts can also be heard through the Dallas Cowboys mobile app.

**TEXAS:** Bryan/College Station KTAM 1240 AM/K272FK 100.1 FM; Dallas/Fort Worth KMKV 107.5 FM; El Paso KNBA 97.5FM; Killeen KLTD 101.7; Midland/Odessa KCHX 106.7; San Antonio KLEY 95.7.

**NEW MEXICO:** Artesia/Carlsbad KPZE 106.1 FM; Las Cruces KAMA 750 AM.

**MEXICO:** As of publication, the radio affiliates for Mexico had not been finalized.



## Cowboys on Television

### Dallas Cowboys Broadcasting Network



The Dallas Cowboys Broadcasting Network is the television production and syndication unit of the Dallas Cowboys Football Club. Now in its 33rd year, the Dallas Cowboys Broadcasting Network produces and distributes some of the most-watched programs in the region - Dallas Cowboys preseason games, weekly programs and specials throughout the year. These programs are televised in Dallas/Fort Worth and over 25 other markets throughout Texas, Arkansas, Louisiana, New Mexico and Oklahoma.

The Cowboys weekly shows during the preseason and regular season keep Dallas Cowboys fans abreast of the latest Cowboys stories making news and of key issues in the National Football League:

#### “Cowboys Special Edition”

This round-table style program, hosted by former Dallas Cowboys Players, gives fans an in-depth look at the team. The show airs Saturdays at 11 p.m. from July 29, 2023 through the postseason on KTVT/CBS11 in Dallas/Fort Worth and at locally scheduled times throughout the Dallas Cowboys syndicated network.

#### “The Mike McCarthy Show”

Coach Mike McCarthy gives fans an inside look at the team each week. With regularly scheduled visits from Cowboys players and coaches, fans will be able to get a fresh perspective of the team. The show will air Saturdays at 11:30 p.m. from Sept. 9, 2023 through the postseason on KTVT/CBS11 in Dallas/Fort Worth and at locally scheduled times throughout the Dallas Cowboys syndicated network.

#### Dallas Cowboys Postgame Show

Kyle Youmans and Nate Newton bring you inside the Cowboys locker room after each game. Player interviews, game highlights and comments from Mike McCarthy can be seen following each and every game on KTVT/CBS11 in Dallas/Fort Worth and at locally scheduled times throughout the Dallas Cowboys syndicated network.

#### Cadena de Plata

With its beginnings in 1995, Cadena de Plata Television, the official voice of the Vaqueros de Dallas en Español, has been a precursor in engaging the growing Spanish-speaking fan of the NFL and the Silver and Blue in the United States. Broadcasting throughout its growing affiliate base stretching across Texas and New Mexico, Cowboys fans who like their coverage in Spanish can participate in preseason game telecasts. Along with these preseason Spanish language game telecasts, Cadena de Plata produces four (4) one-hour specials throughout the Cowboys season along with training camp updates and twenty (20) 30-minute weekly shows airing in Dallas/Fort Worth on Telemundo-39, Cadena de Plata's television flagship.

### Dallas Cowboys Star Magazine



Each year, Dallas Cowboys Star Magazine produces three must-have specialty issues that every Cowboys fan will enjoy. April is the release of our extensive Draft Guide, which has analysis of team needs, mock drafts and breakdowns on all the top college prospects. A must-have for the upcoming season, July's Training Camp Preview provides scouting reports for every player on the roster as well as the strength and weaknesses of each position overall. Finally, our annual Dallas Cowboys Cheerleaders Swimsuit Issue features America's Sweethearts on the beaches of paradise. Print and digital editions are available at [DallasCowboys.com/star](http://DallasCowboys.com/star).



Throughout the 1960s, the Dallas Cowboys held tryouts for local high school students to cheer for the Dallas Cowboys at the Cotton Bowl. By the early 1970s, an effort was underway to enhance the glamour, excitement, and entertainment value of the NFL gameday experience. Director Dee Brock hired choreographer, Texie Waterman, who auditioned dancers and taught her signature Broadway-style routines. In 1972, Tex Schramm and Dee Brock joined forces with local designer, Paula Van Wagoner, and introduced Texas Stadium to the reimagined Dallas Cowboys Cheerleaders. Wearing the classic star-spangled blue and white uniform, the Dallas Cowboys Cheerleaders became an international phenomenon.

By the mid-seventies, the squad's national popularity created such a sensation that two top-rated, made-for-tv movies, were produced. The DCC have made guest appearances on national television shows such as, 'The Love Boat', 'Saturday Night Live', 'The Oprah Winfrey Show', 'Family Feud', 'David Letterman', 'The Today Show', 'American Idol', and 'American Ninja Warrior'. Benefiting charity, they competed on '1 versus 100', 'Are You Smarter Than a Fifth Grader', and 'Identity'. For more than two decades, they produced 'The Making of the Dallas Cowboys Cheerleaders Swimsuit Calendar' television special for network and social media distribution. With 16 Seasons of 'Dallas Cowboys Cheerleaders: Making the Team', the DCC became the subject of Country Music Television's longest running and highest rated TV show in CMT history earning them a Critics Choice Award nomination.

In 1979 the Department of Defense requested the Dallas Cowboys Cheerleaders presence on a South Korean USO Tour during the Christmas holidays. These collaborative efforts over the past four decades have evolved into 84 tours spanning 42 countries. The DCC bring their own special brand of goodwill and gratitude to the military personnel and their families traveling to diverse locations such as Iraq, Bosnia, Afghanistan, Cuba, Korea, and the Persian Gulf. In recognition of their distinguished service to American Troops, the Dallas Cowboys Cheerleaders were presented the 'USO's 50th Anniversary Award' in 1991, and the Department of Defense presented the squad with the first ever 'Spirit of Hope Award' in 1997. They were inducted into the Veterans of Foreign Wars Hall of Fame in 2002, and in 2013, the DCC were awarded the American Legion's prestigious Distinguished Service Medal. The Dallas Cowboys Cheerleaders are the only group, to date, to be recognized with all four of these honors.

The DCC continue to have a tremendous impact on sports and entertainment. 'America's Sweethearts' are recognized around the world as an elite performance group and, while they are often imitated, their iconic uniform is one of the most well-known symbols of pop culture. In 2018, the uniform was donated to the Sports Entertainment and Pop Culture Collection in the Smithsonian National Museum of American History.

While the DCC grace the sidelines of AT&T Stadium, they are also active in their community, making annual visits to children's hospitals, veteran's hospitals, senior living centers and elementary schools. They are also in demand throughout the year at festivals, sporting events, corporate conventions and headliner concerts around the country. They frequently appear on national magazine covers, television commercials and films. Their annual calendar collection includes a swimsuit calendar, sideline action calendar, cameo calendar, and a 120-page special edition of The Dallas Cowboys Star Magazine.

The Dallas Cowboys Cheerleaders are truly extraordinary dancers with impressive careers in education, law, nursing, and accounting, just to name a few. Executive Vice President/Chief Brand Officer, Charlotte Jones, has entrusted the leadership of the squad to Director Kelli McGonagill Finglass and Head Choreographer Judy Trammell. This dynamic duo, driven by the highest of standards, has consistently led this time-tested group of diverse women for over 30 years. Often imitated, never equaled... they are 'America's Sweethearts'.

For information on Dallas Cowboys Cheerleaders appearances, virtual appearances, shows, youth dance camps, or auditions, please visit [www.dallascowboyscheerleaders.com](http://www.dallascowboyscheerleaders.com).



**Kelli McGonagill Finglass**  
Director



**Judy Trammell**  
Choreographer





The Dallas Cowboys introduced the Rhythm and Blue, a high-energy co-ed dance team and drum corps, in 2009. The Rhythm and Blue brings a refreshingly innovative, unique and exciting element to the Cowboys legendary game-day entertainment line-up. The talented group of men and women who make up "DCRB" entertain audiences from around the world as they enter the plazas of AT&T Stadium before each game. After every Cowboys score during the game, the Rhythm and Blue Dancers & Drumline dazzle fans with captivating celebration per-

formances. The Rhythm and Blue Dancers were conceptualized under the direction of Dallas Cowboys Executive Vice President/Chief Brand Officer Charlotte Jones. It is the first and only entertainment concept of its kind in the NFL.

The Dallas Cowboys Rhythm and Blue is a two-part entertainment entity. The percussion troop drumline masters the rhythm, and the dance team moves the spirit of Cowboys Nation true blue. Music from cutting edge drum cadences and dynamic routines featuring a strong level of breakdancing and hip-hop based movement combine to form an electrifying fan favorite! In the short period of time since its inception, the remarkably high level of performances and choreography has garnered DCRB national attention and prestige. Inside Dance Magazine and notable industry insiders say that DCRB is changing the face of sports entertainment! The group has been showcased at international competitions and has been requested to appear at both charity and corporate appearances in the DFW metroplex, Texas, New Mexico, Las Vegas, Nevada and Panama City, Panama, and has garnered national acclaim with their "Back to Football" halftime featuring the Kinjaz & Super Cr3w from NBC's hit television show, "World of Dance."

In 2017 the Dallas Cowboys Rookie Squad, a dynamic and energetic kid crew under the DCRB umbrella, was introduced to fans at AT&T Stadium. The first and only crew of its kind in the NFL, this group of exceptionally talented dancers are between the ages of 7-16 years old. The Rookie Squad fosters an opportunity for these extraordinary performers to gain valuable dance and performance training to grow as professional performers.

Jenny Durbin Smith leads DCRB and the Rookie Squad with her expertise and award-winning choreography as director and head choreographer for the team. Durbin Smith has been choreographing for 20 years for teams such as the NFL Pro Bowl Cheerleaders, Dallas Cowboys Cheerleaders, Dallas Mavericks Dancers, Dallas Desperados Dancers, The Officials, NFL & NBA Pro Cheerleader Conventions and numerous NBA, college, high school and studio competition teams. She has also lent her skills to several national television commercials, television shows, touring stage shows and promotions such as Oprah's Vision Tour in Dallas, America's Got Talent, Mary Kay, Hasbro, MTV's 'TRL,' 'Queen of the South' and Monday Night Football. Durbin Smith uses her extensive dance experience and authentic coaching style to fashion a one-of-a-kind entertainment concept within the professional sports arena.

The DCRB and Rookie Squad uniforms were created by Jenny Durbin Smith in partnership with Rebel Athletic, a proud partner of the Dallas Cowboys Rhythm and Blue Dancers. The uniform bears the standard of a contemporary, stylish and hip Cowboys image while keeping the tradition and excellence of America's Team.

The Dallas Cowboys are known globally as pioneers of game-day entertainment. "We want to revolutionize sports entertainment by thinking 'outside of the box' and bringing content that is innovative, dynamic and unique to the world of professional sports entertainment, while also complimenting our existing game-day elements," Durbin Smith says of DCRB. The result is your highly acclaimed Rhythm and Blue!



**Jenny Durbin Smith**  
Director/Choreographer



STAFF

PLAYERS

2022 SEASON

RECORDS

PLAYOFF RECORDS

HISTORY

RHYTHM AND BLUE

DALLAS COWBOYS DALLAS COWBOYS DALLAS COWBOYS

# COMMUNITY



DALLAS COWBOYS

**CHARLOTTE JONES**

DALLAS COWBOYS



# Community Outreach and the Dallas Cowboys



GENE AND JERRY JONES FAMILY  
FOUNDATION



For the past 34 years, Jerry Jones and his family have owned and operated the Dallas Cowboys with a management style that places just as much emphasis on community leadership as it does on the goal of winning the Super Bowl. With the Cowboys organization having enjoyed immense and unprecedented success, the Jones Family feels a very strong responsibility to take the visibility, energy and celebrity of the world's most prominent sports franchise and channel those dynamic forces towards the bigger purpose of making a difference. Recognized as one of the world's most generous families, the Joneses enlist the talents, skills and resources of Cowboys players, coaches, cheerleaders and every member of the organization to provide a unique and cutting-edge approach to community outreach.

"Any personal contact with an individual member of our organization can provide help for hundreds of people in need," says Jones. "The star on the helmet can move mountains."

**THE MISSION.** In the area of community service, the organization's mission is built upon an overall philosophy of helping those who don't have the strength, the resources, or the means to help themselves, with a primary focus on its partnership with The Salvation Army.



## THE SALVATION ARMY

The Dallas Cowboys primary community focus is rooted in the Jones Family's longstanding passion for, and commitment to The Salvation Army. From 2010 to 2014, Cowboys Executive Vice President and Chief Brand Officer Charlotte Jones served as chair of The Salvation Army's National Advisory Board - the first woman to ever hold that distinguished title. Gene and Jerry Jones have both served on The Salvation Army's National Advisory Board, as well as the local DFW Metroplex Command's Advisory Board. For a full history of the Jones Family's partnership with The Salvation Army, visit [DallasCowboys.com/community](http://DallasCowboys.com/community).

### Red Kettle Campaign

For the past 26 years, the Jones Family has dedicated the Cowboys annual Thanksgiving Day halftime performance as a national showcase to kick off The Salvation Army's iconic Red Kettle Campaign. Under the direction of Charlotte Jones, the Cowboys have produced the annual halftime event and welcomed renowned entertainers from across the musical spectrum. Since 1997, The Salvation Army has served more than 800 million people through programs that address homelessness, food insecurity, drug and alcohol abuse, human trafficking and more. In that same period, and with the help of the Dallas Cowboys, the Red Kettle Campaign has raised more than \$3.56 billion to aid the work.

### Early Thanksgiving with the Cowboys

Traditionally, the week before Thanksgiving, Gene Jones and Charlotte Jones lead players, cheerleaders, mascot Rowdy and players' and coaches' significant others in serving an early Thanksgiving meal to hundreds of clients receiving assistance from The Salvation Army. With help from partners Albertsons and UnitedHealthcare, the effort has served more than 11,000 meals. Veteran players and wives serve patrons of the Army's Carr P. Collins Center in Dallas, while rookie players and cheerleaders visit the Army's Mabee Social Services Center in Fort Worth.



STAFF

PLAYERS

2022 SEASON

RECORDS

PLAYOFF RECORDS

HISTORY

COMMUNITY OUTREACH

## The Salvation Army Angel Tree Program

Every year the entire Cowboys organization, its partners and associates support The Salvation Army's Angel Tree program. Players, coaches, executives and staff join corporate partners and leaseholders at The Star in purchasing toys and necessities for hundreds of "Angels" in need. The program, which makes Christmas brighter for nearly 60,000 children and special needs senior citizens in the DFW Metroplex alone, is truly a joint effort for the Cowboys.



## 50/50 Raffle

The Dallas Cowboys launched their 50/50 Raffle program at AT&T Stadium in 2016 with proceeds benefiting The Salvation Army. Raffle tickets are sold to fans during each home game, with a drawing to determine which lucky fan will split the game's jackpot with The Salvation Army. Since its inception, the effort has grossed more than \$4.4 million dollars, with The Salvation Army receiving approximately half of that amount to support a variety of initiatives from youth outreach to veteran's assistance and domestic violence shelter programs.



## Gene and Jerry Jones Family North Texas Youth Education Town

Thanks to a \$1 million matching grant from the Gene and Jerry Jones Family Arlington Youth Foundation in concurrence with a donation from the NFL, the Gene and Jerry Jones Family North Texas Youth

Education Town (the "YET") officially opened its doors at The Salvation Army Arlington Corps in October 2013. The YET is the legacy project of Super Bowl XLV, providing educational, athletic and arts programs to hundreds of Arlington youth and their families, as well as countless other services. The Jones Family was joined by several distinguished guests in celebrating the center's grand opening, including NFL Commissioner Roger Goodell, National Commander of The Salvation Army Commissioner David Jeffrey and Cowboys Pro Football Hall of Fame running back and chair of the YET Advisory Board Emmitt Smith. The Dallas Cowboys engage with YET programming year-round, providing unique opportunities to the youth enrolled in the center's daily activities.



## Disaster Relief

When disaster strikes, The Salvation Army is often first on the scene to offer food, shelter, clothing, spiritual comfort and more. The Cowboys are proud to have assisted the Army in relief efforts in the DFW Metroplex and beyond. Most recently, the Dallas Cowboys utilized the 2020 NFL Draft to raise funds and awareness for The Salvation Army's COVID-19 relief efforts. Collectively, the NFL Family donated more than \$100 million to various COVID-19 outreach efforts.



# INSPIRE CHANGE

The Dallas Cowboys are committed to conversations and actions that move us toward a more equal and just tomorrow. Through partnerships with The Salvation Army, Café Momentum, local police departments, DFW judiciary leaders and more, the Cowboys are engaging in the four priority areas of the NFL's Inspire Change initiative: education, economic advancement, police and community relations, and criminal justice reform. Inspire Change showcases how NFL players, clubs, and the league are joining together to ensure that access to opportunity is a reality for all.



# YOUTH HEALTH & WELLNESS

Since 2007, the Dallas Cowboys have partnered with the NFL to promote PLAY 60 - a national youth health and wellness campaign focused on ending childhood obesity by encouraging kids to eat nutritiously and be active at least 60 minutes every day.

## Play 60 Week

The Dallas Cowboys celebrate the NFL PLAY 60 movement during the season through a week-long schedule of events aimed at getting kids up and active for at least 60 minutes a day. PLAY 60 Week traditionally includes Cowboys rookies, alumni, cheerleaders, Rhythm & Blue and mascot Rowdy hosting a variety of youth outreach events that encourage youth health and wellness, as well as celebrate Hispanic Heritage Month.



## Character Playbook

In the fall of 2016, the Dallas Cowboys, along with United Way of Metropolitan Dallas and United Way of Tarrant County, launched Character Playbook - an online course focused on helping students develop character and engage in healthy relationships. Powered by EverFi, the interactive program serves thousands of middle school students each year and is implemented in schools throughout the North Texas region. Since its inception, the team has digitally engaged with students across North Texas, as well as in person, with DFW classrooms through the Character Playbook LIVE effort - special online video chat sessions that allow Cowboys players to enter multiple classrooms at once to discuss the importance of character and healthy exchanges. In 2022 the program expanded to include mental health discussions through both hybrid virtual and in-person events at The Star in Frisco, local schools and the National Medal of Honor Museum viewing center.



## Fuel Up to Play 60

Fuel Up to Play 60 is the largest in-school health and wellness program in the country and empowers students to take charge of their health by making small, everyday changes within their schools. Created by the NFL and the National Dairy Council, in collaboration with the U.S. Department of Agriculture, the program includes grant opportunities; a Playbook with strategies for healthy eating and physical activity; and a student ambassador program. The Cowboys partnership with Dairy MAX, North Texas's local Dairy Council, continues to expand as more studies correlate the connection between students' good health and performance in school and in life.



## Fuel up to Play 60 Hometown Grant

The Cowboys and official nutrition partner Dairy MAX continue the tradition of awarding Arlington Independent School District the Fuel Up to Play 60 Hometown Grant - a \$10,000 grant intended to make a big impact on good nutrition and physical activity programming in schools. The Hometown Grant awards Fuel Up to Play 60 funding to schools in an effort to expand their nutritional messages and encourage physical activity. In 2022 the Hometown Grant was awarded to Mesquite ISD for the purchase of mobile breakfast carts to be used across their campuses to stress the importance of healthy eating in the morning.



STAFF

PLAYERS

2022 SEASON

RECORDS

PLAYOFF RECORDS

HISTORY

COMMUNITY OUTREACH

## NFL PLAY 60 FITNESSGRAM® Project

Since 2009 the NFL has partnered with The Cooper Institute® - a worldwide leader in preventative medicine research - to supply each of the league's 32 member clubs with FITNESSGRAM licenses to distribute to local schools and community organizations. Developed in 1982 by The Cooper Institute, FITNESSGRAM is the nation's leading tool in assessing and tracking student fitness levels, mandated in the state of Texas and adopted by the Presidential Youth Fitness Program. The Cowboys work with The Cooper Institute locally by rewarding schools who successfully meet FITNESSGRAM benchmarks with Dallas Cowboys experiences.



## Dallas Cowboys PLAY 60 Fitness Zones

Dallas Cowboys PLAY 60 Fitness Zones are fun, Cowboys-branded activity spaces designed to get kids up and moving. The Fitness Zones are intended to give youth new and safe spaces to play that they may not otherwise have access to. To date, Cowboys Fitness Zones have been installed at Mi Escuelita Preschool in Dallas, Gabe Allen Elementary School in Dallas, Boys & Girls Club of Arlington, the Gene and Jerry Jones Family North Texas Youth Education Town in Arlington, the Grand Prairie Boys & Girls Club, The Salvation Army Mabee Center in Fort Worth, the Boys & Girls Club at Uplift Education Williams Prep in Dallas, Nexus Recovery Center in Dallas, The Salvation Army Plano Corps, the Boys & Girls Club of Frisco, The Salvation Army Boys & Girls Club Garland and Mission Arlington.



## Holiday Hospital Visits

The entire Dallas Cowboys team has conducted annual Christmas visits to local children's hospitals since the Jones family's first season as team owners in 1989. Cowboys players and cheerleaders annually deliver "game socks" loaded with Cowboys goodies and toys courtesy of the team and the UnitedHealthcare Children's Foundation to nearly 800 children seeking treatment from four local children's hospitals over the holiday season.



## Make-A-Wish

The Cowboys have partnered with the Make-A-Wish Foundation of North Texas since 1992 to grant more than 291 wishes of youth from over 41 states, Canada and Mexico. These "Wish Kids" - youth suffering from a variety of life-threatening illnesses - are invited to tour the team's training facility, watch practice and meet their favorite players before coming to AT&T Stadium with their families to be the Cowboys VIP guest during a home game. The Cowboys were honored to accept the Chris Greicius Celebrity Award at Make-A-Wish's Evening of Excellence in October 2016.



## Happy Hill Farm Academy and Home

The Cowboys have a long-standing partnership with Happy Hill Farm Academy and Home - a residential school for at-risk youth in Granbury, Texas. The Farm is the home of the Dallas Cowboys Courage House supported by the NFL's Ed Block Courage Award program. During preseason 2022, members of Happy Hill Farm football team presented the Ed Block Courage Award to the Cowboys 2021 team winner, quarterback Dak Prescott.

## Children's Cancer Fund Luncheon and Fashion Show Annual Supporters

As a longstanding tradition, the Cowboys were proud to participate in the annual Children's Cancer Fund Fashion Show event. Cowboys Legend Troy Aikman and Quarterback Dak Prescott serve as the event's honorary chairs. In 2021 Roger Staubach officially passed on his honor as voluntary Children's Cancer Fund Gala Honorary Chair to Prescott. Cowboys Legends and Dallas Cowboys players are traditionally joined by Dallas Cowboys Cheerleaders and team mascot, Rowdy, who serve as celebrity escorts for the pediatric cancer patients and survivors on the runway. The event annually raises over \$2 million for children's cancer research at Children's Medical Center Dallas, while creating a positive experience for dozens of children undergoing cancer treatment.



## YOUTH FOOTBALL OUTREACH

The values learned through team sport carry over to everyday life and provide important skills and tools for success. From camps to in-school character programming to health and safety clinics, the Dallas Cowboys are working year-round to grow the love and excitement of playing football in youth.

### Community Quarterback Challenge

The Dallas Cowboys Community Quarterback Challenge presented by Ryan – the official tax services provider of the Dallas Cowboys – asks North Texas high school football teams to execute a community service project that impacts their campus, feeder schools or neighboring community. Student-athletes can apply for grant funds provided by Gene and Jerry Jones Family Foundation and Ryan to complete their efforts by presenting project proposals to Cowboys staff, alumni and Ryan leadership. Projects created by the high school teams include community beautification endeavors, courtyard refurbishments, elementary-focused reading initiatives and more. Through the volunteerism effort, teams complete and execute their project “game plans” with community service “Huddles” across the year. More than 900 student athletes participated in the 2022 program, giving back to their respective schools and communities.



### Coach of the Week & NFL Don Shula Coach of the Year

Over the last two decades, the Cowboys have provided more than 335 grants totaling more than \$575,000 to local high school football programs through the Dallas Cowboys Coach of the Week initiative. The team currently partners with Whataburger to honor one high school coach weekly during the football season. In 2022 10 coaches received a \$2,000 grant for their respective football programs, and the Cowboys named Coach Chad Cole from Frisco's Reedy High School as the club's NFL Don Shula High School Coach of the Year nominee. Cole was selected for his character, integrity, leadership, dedication to the community, commitment to player protection and on-field success.



### Girls Flag Football sponsored by Nike

In 2022, in an effort to introduce the game of football to a broader audience, the Dallas Cowboys partnered with the NFL, NFL FLAG, the NFL Foundation and Nike to support the varsity girls flag football league in Fort Worth ISD (FWISD). The FWISD girls flag football league is one of the first scholastically organized female flag efforts for a public school system in the State of Texas. In its second pilot year, FWISD fielded 16 teams representing 15 different high schools with more than 400 girls suited up to play. The long-term goal of the pilot program is to have the sport adopted statewide as a recognized Title IX activity.



## Community Camps & Field Days

The Dallas Cowboys work with non-profits and local school districts to host free community camps for those youth who might otherwise have barriers to attendance or may need special adaptations to their camp experience. In partnership with Nike, the Dallas Cowboys hosted community camps for students served by St. Philips School and Community Center, The Salvation Army and Mesquite ISD in the neighborhoods where these children live and play. Campers were provided an authentic Dallas Cowboys youth camp experience, t-shirt and goodie bag, as well as lunch. To demonstrate how adaptable the game of football can be, the club also partnered with Special Olympics and the Texas Lottery for an inclusive Field Day at Ford Center in Frisco and the Challenged Athlete Foundation with help from Smoothie King to allow students of all abilities and capabilities to enjoy the game.



## High School Coaching Diversity

The Dallas Cowboys hosted the second annual High School Diversity Coaching Summit at The Star in Frisco during the team's offseason optional training activities. Presented by Nike, the event offered 20 North Texas high school assistant football coaches an opportunity to discuss professional and personal development topics with Dallas Cowboys coaches and team personnel. The objective of the program is to provide high school assistant coaches with an opportunity to observe, discuss and gain knowledge of coaching at the highest level with the goal of potentially increasing the number of diverse head coaching candidates available to lead high school football programs in North Texas. The attending coaches participated in discussions on resumes and networking, setting up a staff, talent evaluation, utilizing nutrition and strength training to impact player safety, moving up through the ranks and shared challenges and best practices for leadership both on and off the field.



## InSideOut Initiative

The Dallas Cowboys joined the Denver Broncos in 2016 as only the second NFL market to pilot the NFL Foundation's league-wide Character Education effort. Based on the philosophy of former NFL player and nationally recognized coach and author Joe Ehrmann, the InSideOut initiative has now been launched across the league and serves as a digital online community designed to educate and create a movement of transformational change at the administrative level, that trickles down to student-athletes, parents and community in a grassroots manner. The ongoing effort strives to change the win-at-all-cost philosophy of sports and return in-school athletics to the growth experience needed to create high-character, strong-valued youth. Fort Worth ISD currently implements the InSideOut philosophy across all sports, working closely with Ehrmann and ISOL leader Jody Redman to impact student athletes in North Texas.

## Youth Coaches Clinic

The Dallas Cowboys coaching staff has made a tradition of hosting a one-day teaching clinic for youth, middle and high school football coaches from across the region every summer. Close to the heart of Cowboys Owner, President and General Manager Jerry Jones, the event allows participants to attend for free and features presentations from Cowboys position coaches and coordinators, as well as remarks from Head Coach Mike McCarthy and Mr. Jones himself. Participants receive complimentary team merchandise, lunch, information on USA Football, NFL Flag and NCAA Eligibility, as well as two tickets to a Dallas Cowboys preseason home game. New this year, the clinic recognized National CPR and AED Awareness Week (June 1-7) and the NFL's Smart Heart Sports Coalition with a Hands-Only CPR training collaboratively led by coalition members American Red Cross and American Heart Association.



## Parents Safety Clinic

In partnership with the NFL and USA Football, the Cowboys hosted a Parents Clinic presented by Baylor Scott & White during the season to provide valuable information to parents and guardians whose children are looking to play football. The free, one-day seminar provides information on the safety developments around the game of football, dietary needs and safe play presented by Dr. Erin Reynolds of Baylor Scott & White Health, Dr. Lana Frantzen of Dairy MAX and George Teague, Dallas Cowboys Legend and Athletic Director of John Paul II HS. This year attendees were also joined by a special audience member, Mrs. Smith, mother of 2022 first round draft pick Tyler Smith, and were offered the opportunity to take the field and learn skills and drills from Dallas Cowboys youth football coaches.

## NFL Athletic Trainer Program

Through a matching grant opportunity with the NFL Foundation, the Cowboys partner with Arlington ISD to provide certified Athletic Trainers for fall football, spring wrestling, spring soccer, and other special athletic events involving Arlington junior high school athletes. Over the course of the 2022-23 school year, certified trainers visited games, schools and practice sites, detecting and monitoring the treatment of concussions and other sports-related injuries.

## Dallas Cowboys Football & Dance Academy

The Dallas Cowboys Youth Football and Dallas Cowboys Cheerleaders (DCC) Dance Camps provide children unique opportunities throughout the summer and school year to learn from former NFL players and current DCC. With specialty position camps as well as three-day summer camps, athletes in grades 2-12 sharpen their skills and gain experience at all levels. Dancers ages 3-16 can learn dance skills and routines while experiencing what it is like to perform as part of the world-famous squad during a halftime performance at a Dallas Cowboys preseason game.



# WOMEN'S CAUSES

The Dallas Cowboys champion women and families facing crisis, whether that be illness like breast cancer or tragedies such as domestic violence or sexual assault. The club empowers female employees and fans to make a difference in the lives of other women through a variety of outreach campaigns that specifically support the team's increasing female fanbase.

## Breast Cancer Awareness

The Cowboys partner with Susan G. Komen® to support Breast Cancer Awareness Month in October. The Cowboys feature breast cancer as one of several cancerous diseases during an October home game every year. The special Crucial Catch halftime performance features breast cancer survivors and co-survivors taking the field to form the nationally recognized pink ribbon, surrounded by ribbons supporting other cancer awareness causes.



## Star Survivors

In partnership with Susan G. Komen, the Dallas Cowboys host five breast cancer survivors (and Cowboys fans) at The Star who have gone above and beyond to give back to others throughout their fight. Together, the women are given a chance to relax and indulge in a one-of-a-kind Cowboys experience being pampered with surprises along the way. In 2022 the group Star Survivors were hosted by Tom Thumb in a suite at the Crucial Catch game after a special pregame field presentation, where Charlotte Jones and quarterback Dak Prescott presented them with a pink floral wrist corsage.



## Race for the Cure

A key component to the Cowboys partnership with Susan G. Komen is participation in Race for the Cure. Every year the Jones Family Foundation supports the cause by underwriting the registration costs of all full-time Cowboys employees to participate with TEAM COWBOYS in the race. Since 2013 TEAM COWBOYS has opened its roster for all fans and supporters to join. Members of TEAM COWBOYS receive a discount on their registration, a chance to purchase the exclusive TEAM COWBOYS t-shirt and an invitation to attend the Cowboys pre-race rally with complimentary breakfast and prizes.



## Domestic Violence and Sexual Assault Platform

The Cowboys have long supported organizations like The Salvation Army and The Family Place that provide immediate shelter, resources and counseling for women and children escaping domestic violence and other crises. The team also is a community partner of The Gatehouse - a supportive living community on 61 acres in Grapevine, Texas, where women and children can seek longer-term shelter (up to two and a half years) and paths for permanent change.



## Ladies First: Breaking Barriers

Celebrating Women's History Month, the Dallas Cowboys and the Character Playbook program powered by EverFi host a discussion focused on highlighting influential female figures who are paving the way as "the first" to break barriers to hold prominent roles in the sports industry. In 2022 the 3rd Annual Ladies First: Breaking Barriers event featured a live audience from The Star with students from Arlington ISD's Young Junior High and 4,000 students joining virtually from their classrooms nationwide. Moderated by Cowboys sideline reporter, Kristi Scales, the panel featured a welcome from Charlotte Jones, and a discussion with FOX Sports reporter, Pam Oliver and CBS Sports reporter, Aditi Kinkhabwala.



## W.I.N. – Women Impact Now Campaign

The Dallas Cowboys W.I.N. initiative started as a retail campaign targeting the club's ever growing female fanbase. Since that time, the W.I.N. effort has become a movement of women helping women to make a difference in our community. The Cowboys W.I.N. team has provided financial assistance to The Salvation Army domestic violence shelter, adopted an apartment at The Gatehouse in Grapevine, volunteered their time with Unsung Heroes to install a home school and tutoring space for young girls victimized by human trafficking, organized and hosted a baby shower for pregnant soldiers, supported breast cancer awareness through Susan G. Komen and much more. Now formally recognized as a Dallas Cowboys employee resource group, W.I.N. actively works to provide special events, support and outreach for all female members of the club's staff.



# SALUTE TO SERVICE MILITARY OUTREACH

The Dallas Cowboys and NFL take great pride in honoring our nation's military and veterans during Salute to Service campaigns and at other times throughout the year, across multiple locations – at home in the DFW Metroplex, on base at Fort Cavazos and at other installations in Texas and Oklahoma, at training camp in California, around the world in partnership with the USO and working closely with the National Medal of Honor Museum to honor the Medal of Honor recipients and the values of sacrifice, patriotism and courage with which they stand.

## National Medal of Honor Museum

In 2019 the National Medal of Honor Museum Foundation announced Arlington as the site for the future museum, which will illustrate the historical thread of sacrifice, patriotism and courage that runs through all U.S. military service members, past and present. The National Medal of Honor Museum will also include an education center aimed at character development in our nation's youth. Charlotte Jones, Executive Vice President and Chief Brand Officer for the Cowboys, serves as Chairman of the Board for the Museum. In 2020 the Jones Family announced a historic \$20 million donation to the National Medal of Honor Museum and on March 25th, 2022 National Medal of Honor Day, The National Medal of Honor Museum Foundation (NMOHMF) broke ground on its future home in Arlington, Texas. The first national museum of its kind, currently under construction near AT&T Stadium, is set to open to the public in 2024.





**Salute to Service Week**

Salute to Service Week is now an annual tradition of the Dallas Cowboys, with a variety of military and veteran related community outreach efforts centered in the week leading up to Veterans Day each year that impact a different military demographic each day – veterans, active duty soldiers, military spouses, children and more. The 2022 Salute to Service Week events consisted of a special Halloween Trick-Or-Treat Tour of The Star in Frisco for military and veteran families, a Character Playbook live event at the National Medal of Honor Viewing Center, a special moving screening and workout with Merging Veterans and Players (MVP), My Cause My Cleats for the National Medal of Honor Museum Foundation and a Baby Shower for 20 military moms-to-be. Salute to Service Week culminated with the Dallas Cowboys nationally televised match-up against the Indianapolis Colts.



**Salute to Service Game**

The Cowboys, alongside the NFL, activate an annual Salute to Service campaign honoring members of all six branches of the military both past and present each fall. Last season, the Dallas Cowboys celebrated the National Medal of Honor Museum and Medal of Honor recipients on Sunday, December 4th, at AT&T Stadium against the Indianapolis Colts. Through their title sponsorship of the Salute to Service game, Ford partnered with the National Medal of Honor Museum Foundation to donate \$100,000 in support of the Foundation's Mission to Inspire America. The North Texas Ford Dealers donation included a new custom-wrapped Ford Expedition featuring the Foundation's branding, as well as a \$70,000 grant to the National Medal of Honor Museum Education & Impact Fund. The funds will be utilized to diminish financial barriers for children, young adults, schools and educational groups to experience the full impact of the Museum through field trips and school curriculum inclusion upon the facility's opening. Seventeen Medal of Honor Recipients attended the game as guests of the Dallas Cowboys and Jones Family. To integrate the NFL's My Cause My Cleats campaign into the 2022 Dallas Cowboys Salute to Service match-up, the Cowboys Offensive Line and the coaching staff paid tribute to Medal of Honor recipients by wearing cleats and Nike Air Force One's, respectively, featuring National Medal of Honor Museum branding during the game. As part of this homage, Cowboys players presented custom Nike Air Force One shoes to the Medal of Honor recipients during the team's practice prior to the game. Each pair was customized for the recipient with their branch of service and incorporated elements of the National Medal of Honor Museum and Dallas Cowboys brands. The game's Coin Toss Captains were Retired Corporal Kyle Carpenter and Retired Captain Chris Cassidy. Carpenter, a member of the US Marine Corps, received the Medal of Honor for his courageous act of valor on November 10, 2010, in Afghanistan. Cassidy is a former United States Navy SEAL, who later became NASA's 14th Chief Astronaut. Today, Cassidy is President & CEO of the National Medal of Honor Museum Foundation and is responsible for leading our nation's effort to honor the legacies of all Medal of Honor recipients.



**Military Days at Training Camp**

During summer training camp in Oxnard, California, and at The Star in Frisco, the Cowboys provide military families of nearby military installations - notably the Naval Base Ventura County at Point Mugu, Fort Cavazos and the Naval Air Station Joint Reserve Base in Fort Worth – with special opportunities to interact with the team before and after training camp practices. Additionally, the Cowboys frequently invite children of military families to participate in special Cowboys youth football and cheerleading camps throughout the year.

**Dallas Cowboys Cheerleaders USO Tours**

The world-famous Dallas Cowboys Cheerleaders organization - "America's Sweethearts" - is completely subsidized by the club for the primary purpose of spreading goodwill on a local, national and international platform. Aside from their obvious game day presence and numerous local community appearances, the Dallas Cowboys Cheerleaders have participated in USO visits to troops in more than 200 locations since their first tour on Christmas Day 1979. In 2022 Cowboys Legend and Air Force veteran, Chad Hennings, joined the Cheerleaders on their domestic USO Tour.



# HISPANIC OUTREACH

The Cowboys long history of supporting Hispanic outreach initiatives starts at the very top of the organization. In November 2002, Jerry Jones' appreciation for Hispanic culture earned him the title of "Honorary Mariachi" at the Mariachi Vargas Extravaganza in San Antonio, Texas. The event's organizers selected Jones because of his love of Latin culture, his contributions to education and the diverse fan base he represents as owner of the Cowboys.

## Hispanic Heritage Month

Since 2006 the Cowboys have dedicated one home game annually to celebrating Hispanic Heritage Month (Sept. 15 - Oct. 15) and the rich culture and contributions of their many loyal Hispanic fans. Hispanic Heritage Month games are enriched with elements of Hispanic culture, including presentations of Latin American flags and special plaza performances from Ballet Folklórico Festival dancers and musicians. In 2022 the Dallas Cowboys joined The Salvation Army North Texas in celebrating Hispanic Heritage Month at the Gene and Jerry Jones Family YET Center in Arlington. Students in the after-school program enjoyed a Tex-Mex meal provided by Legends, a visit from Rowdy and a virtual Character Playbook lesson focused on how culture shapes our character and values.



## PLAY 60 Hispanic Youth Outreach

During Hispanic Heritage Month and throughout the year, the Cowboys focus several community outreach activities on predominantly Hispanic youth. This year, as part of the team's annual celebration of Hispanic Heritage Month and Play 60 Week, the Dallas Cowboys hosted a virtual Character Playbook LIVE event with Dallas Cowboy employees and Spanish Radio Personality Victor Villalba. The employees and Villalba joined students and athletes of Hispanic heritage in a celebration of culture and community, discussing their heritage and answering questions about how character has played a role in their professional experiences. The Dallas Cowboys Rookie Club and Cowboys Legend Danny McCray also hosted a Play 60 Fútbol Americano Camp at McLaughlin Strickland Elementary School, rewarding them for reaching Touchdown status within the Fuel Up To Play 60 program this past school year.



## FAN ENGAGEMENT & COMMUNITY OUTREACH

In addition to the six pillars of outreach for the Gene and Jerry Jones Family Foundation – The Salvation Army, youth health and wellness, Salute to Service, Inspire Change, Hispanic outreach and women's causes – the Dallas Cowboys support causes important to our fans and partners throughout the year by activating various events and club resources.

### Dallas Cowboys Rookie Club Presented by Blockchain.com

The Dallas Cowboys Rookie Club is an annual outreach initiative designed to introduce the team's newest members to the importance of giving back to the North Texas community. Traditionally, the Rookie Club participates in numerous community service projects and appearances, from school visits and Fitness Zone builds with children, to assisting local food banks and senior citizens in need, to assisting the clients of The Salvation Army.



### Hope Lodge Visits with Cowboys Starbot

The Dallas Cowboys telepresence robot made monthly visits with patients of the American Cancer Society Gene and Jerry Jones Family Hope Lodge. Nicknamed "Cowboys Starbot," the robot allows Dallas Cowboys players, alumni, cheerleaders, executives and others to make monthly visits with cancer patients and their caregivers currently staying at the care facility.



## Taste of the Cowboys

Hosted annually by the Dallas Cowboys with attendance by Cowboys Legends and current roster members, the Taste of the Cowboys tailgate party benefits the North Texas Food Bank. In 2022 the legendary tailgate party held at Ford Center at The Star featured a silent and live auction, live music and culinary creations from over thirty of the area's hottest restaurant chefs. Since the fundraiser's inception in 2005, the effort has raised more than \$4.4 million and provided approximately 14 million meals to hungry North Texas children through the Food Bank's member agencies and feeding programs.



## Taste of the Cowboys Challenge

The Taste of the Cowboys Challenge – a youth cooking competition presented by Dairy MAX and supported by Legends Hospitality, Gene and Jerry Jones Family Foundation and Albertsons Tom Thumb – challenges local high school culinary teams to an Iron Chef and Chopped-inspired competition to create a three-course “tailgate themed” meal using ingredients commonly donated to the North Texas Food Bank. The event highlights ways food bank clients can build delicious meals using common pantry items. The student teams earn grant money for their schools and Albertsons Tom Thumb gift cards to stock their school kitchens. To date, more than \$50,000 has been given in grants to local high school culinary teams.



## NFL Draft Day Fan Celebrations

The Dallas Cowboys celebrate their fans across the year, but specifically during the spring, by hosting three days of fan appreciation celebrations in association with the NFL Draft. The free events include concerts, appearances and autograph opportunities with current players, Legends, cheerleaders and mascot, in addition to sponsor activations, a 5K Fun Run/Walk and community volunteerism activities. In addition to the Draft Day event presented by Miller Lite, the Dallas Cowboys encouraged fans to celebrate the 2023 NFL Draft all weekend long by participating in the Dallas Cowboys Draft Day 5K presented by Baylor Scott & White Health.



## Dallas Cowboys Women's Association

The Dallas Cowboys Women's Association - an organization of players, coaches and executive wives and significant others - works on behalf of the team to make a difference in the North Texas community. Since 2008 the group has raised nearly \$600,000 for local non-profits, including the SPCA of Texas, Family Gateway, The Gatehouse at Grapevine, Nexus Recovery Center and more. Traditionally, the Women's Association joins Gene Jones, Charlotte Jones, and Cowboys players each year in serving an early Thanksgiving Day meal at The Salvation Army; hosts a “Christmas of Giving” for women and children who have escaped domestic violence at The Family Place; raises awareness for breast cancer screening; and visits with sick children at Texas Scottish Rite Hospital for Children.

## Dallas Cowboys Legends

The Cowboys celebrate the team's storied history by integrating the team's former players into their year-round community outreach and game day experience at AT&T Stadium. The Dallas Cowboys Legends program encompasses the great tradition that is the Dallas Cowboys into fan engagement, player mentorship, community programming and appearances. Dallas Cowboys Legends are an extension of the larger NFL Legends Community, a program of NFL Player Engagement, which works to raise awareness for the resources, tools and benefits available to all members, past and present, of the NFL family, creating a lifelong network and support system for all NFL players.



# FOUNDATION OF SUPPORT

In addition to the outreach of the Gene and Jerry Jones Family Foundation, the Dallas Cowboys work closely with the NFL Foundation and the Gene and Jerry Jones Family Arlington Youth Foundation to make an impact on the North Texas community. The additional foundation assistance provides specialized programming in the areas of art education, social justice, youth health and wellness, youth football and more.

## Gene and Jerry Jones Family Arlington Youth Foundation

As part of their commitment to the City of Arlington, Texas - home of AT&T Stadium - the Jones Family has pledged to donate \$16.5 million over 33 years to organizations supporting Arlington youth through the Gene and Jerry Jones Family Arlington Youth Foundation. The foundation's mission is to enhance the quality of life for Arlington youth by funding programs and facilities dedicated to football and athletics, health and wellness, education, and the arts through matching grants. In 2022 the Arlington Youth Foundation awarded \$50,000 to the Arlington Independent School District in support of the AISD Back to School Kickoff, held at AT&T Stadium. The annual event provides backpacks, supplies and other support to 10,000 Arlington children in need. The 2022-23 school year also continued the AISD Fifth Grade Art Program at AT&T Stadium, wherein traditionally all Arlington ISD 5th grade students receive the opportunity to view the Dallas Cowboys Art Collection over the course of the year for free, courtesy of The Jones Family. More than 35,000 AISD fifth and eighth graders have taken art tours of AT&T Stadium since the program's start in 2015. In 2022 the program featured new enhancements, celebrating the 2022 graduating senior class, the first group of fifth graders to participate in the program. Beginning this year, all seniors within the program were eligible to apply for the inaugural Dallas Cowboys Art Program Scholarship, with the winners announced at the spring reception.



## NFL Foundation

In December 2012, NFL Commissioner Roger Goodell appointed Cowboys Executive Vice President and Chief Brand Officer Charlotte Jones as chair of the NFL Foundation - the first woman to ever lead the charitable foundation of a major sports league. In this position, Jones oversees what was formerly NFL Charities and the NFL Youth Football Fund and its awarding of more than \$23 million in grants annually to support youth and high school football programs, player health and safety efforts and community outreach initiatives. Visit [NFLfoundation.org](http://NFLfoundation.org) to learn more.



**Cowboys Class Acts**

Cowboys Class Acts honors DFW teachers that constantly encourage, lead and strive for excellence in the classroom.

**Cowboys NFL Draft Day Fan Appreciation Party**

Every spring, the Dallas Cowboys host a fan appreciation event which corresponds with NFL Draft Day. Players and cheerleaders attend to thank fans for their support by signing autographs, posing for photos and celebrating those new team members chosen through the draft process.

**Children's Cancer Fund Fashion Show**

Each spring, Dallas Cowboys players walk the runway in the annual Children's Cancer Fund Fashion Show chaired by Roger Staubach and Troy Aikman. The players serve as celebrity escorts for youth-models who have been stricken with cancer.

**Dallas Cowboys Kickoff Luncheon**

An annual luncheon offering fans the first official look at the Dallas Cowboys regular season squad which benefits Happy Hill Farm Academy and Home - a residential school for at-risk children - and home of the Dallas Cowboys Ed Block Courage House.

**Dallas Cowboys Rookie Club**

A program designed to introduce rookie team members to the importance of community service. Entering its 22nd season, rookie players have participated in monthly charity visits over the last 20 years to various non-profit organizations serving children and adults.

**Holiday Hospital Visits**

Under the enthusiastic guidance of Gene Jones, who serves as a member of the board of trustees for Children's Medical Center Dallas, the entire Cowboys team has conducted annual Christmas visits to local children's hospitals in each of the past 30 years. The holiday visitation program, which involves not only every player, but also the Dallas Cowboys Cheerleaders, extends to four different hospitals throughout Dallas and Fort Worth.

**Make-A-Wish**

The Cowboys partner with Make-A-Wish to host children with life-threatening illnesses and their families each week of the season. The children are invited to tour The Star, watch practice and meet their favorite Cowboys players before coming to AT&T Stadium to be the team's special pregame sideline guest at a home game.

**My Cause My Cleats**

My Cause My Cleats is an annual, league-wide campaign that encourages players to pick a cause that is important to them and represent their chosen organization on custom designed cleats during a designated week of the regular NFL season.

**NFL Draft-A-Thon**

A three-day virtual "Draft-A-Thon" fundraiser which pays tribute to healthcare workers and first responders - including raising funds for the work being done to combat the impact of COVID-19.

**PLAY 60**

The national youth health and wellness campaign of the NFL and its 32 clubs. PLAY 60 encourages kids to eat nutritiously and get 60 minutes of physical activity in each day. A variety of programming and events fall under the PLAY 60 platform, including Fuel Up to Play 60, the PLAY 60 Challenge, NFL PLAY 60 FITNESSGRAM with The Cooper Institute and the annual Hometown Huddle PLAY 60 event.

**Prison Fellowship Camp**

The Dallas Cowboys, led by Special Teams Coordinator John Fassel, partner with Prison Fellowship Ministries – the nation's largest non-profit serving prisoners, former prisoners, and their families – in hosting a free football camp for children at The Star in Frisco. Fassel is accompanied by members of the Dallas Cowboys roster and coaches, who join the action on field providing direction during drills and share advice and encouragement.

**Salute to Service**

Salute to Service is a year-round effort across the NFL to Honor, Empower, and Connect our nation's service members, veterans and their families. Annually, the Cowboys honor military veterans and active duty members throughout Salute to Service week in a variety of ways as part of the Salute to Service campaign.

**Star Scholars Program**

The Star Scholars program, powered by Reliant, recognizes six deserving DFW student-athletes for their leadership, determination and commitment to athletics, academics and the community with a \$10,000 scholarship to kickstart their college careers.

**Taste of the Cowboys**

Benefits the North Texas Food Bank, raises money to provide hundreds of thousands of meals to hungry children in North Texas, hosted by current and former players.

**The Salvation Army Angel Tree**

Cowboys players, coaches and front office staff annually participate in The Salvation Army Angel Tree program - an opportunity to adopt underprivileged children during the Christmas holiday to purchase gifts which they might not otherwise receive.

**The Salvation Army Early Thanksgiving Meal**

Due to the team's traditional Thanksgiving Day football game, the Dallas Cowboys annually serve an "early" Thanksgiving Day meal to underprivileged men, women and children at The Salvation Army Carr P. Collins Social Service Center. In 2012 the team added a second location to their outreach and also served clients at The Salvation Army's Mabee Social Service Center in Fort Worth.

# The Dallas Cowboys – A Championship Tradition

SUPER BOWL CHAMPIONSHIPS	SUPER BOWL APPEARANCES	POSTSEASON VICTORIES	POSTSEASON APPEARANCES
New England Patriots.....6	New England Patriots.....11	New England Patriots.....37	<b>DALLAS COWBOYS.....35</b>
Pittsburgh Steelers.....6	<b>DALLAS COWBOYS.....8</b>	<b>DALLAS COWBOYS.....36</b>	Green Bay Packers.....35
<b>DALLAS COWBOYS.....5</b>	Pittsburgh Steelers.....8	Green Bay Packers.....36	New York Giants.....33
San Francisco 49ers.....5	Denver Broncos.....8	Pittsburgh Steelers.....36	Pittsburgh Steelers.....33
Green Bay Packers.....4	San Francisco 49ers.....7	San Francisco 49ers.....36	Minnesota Vikings.....31
New York Giants.....4	Green Bay Packers.....5	Los Angeles Rams.....26	St/LA Rams.....31
Denver Broncos.....3	Kansas City Chiefs.....5	Oak/LA/LV Raiders.....25	Cleveland Browns.....29
Kansas City Chiefs.....3	Miami Dolphins.....5	New York Giants.....25	Indianapolis Colts.....29
Oak/LA/LV Raiders.....3	New York Giants.....5	Philadelphia Eagles.....25	Philadelphia Eagles.....29
Washington Commanders...3	Oak/LA/LV Raiders.....5		San Francisco 49ers.....29
	Washington Commanders.....5		

POSTSEASON GAMES	MOST CONSECUTIVE POSTSEASON APPEARANCES	CONSECUTIVE WINNING SEASONS	ALL-TIME REGULAR SEASON WINNING PCT.
<b>DALLAS COWBOYS.....66</b>	New England Patriots (2009-19) 11	<b>DALLAS COWBOYS (1966-85) 20</b>	<b>DALLAS COWBOYS.....0.574</b>
Pittsburgh Steelers.....63	<b>DALLAS COWBOYS (1975-83)..9</b>	New England Patriots (2001-19) 19	Green Bay Packers.....0.572
Green Bay Packers.....61	Indianapolis Colts (2002-10)....9	Oakland Raiders (1965-80)....16	Baltimore Ravens.....0.561
New England Patriots.....59	<b>DALLAS COWBOYS (1966-73)..8</b>	San Francisco 49ers (1983-98) 16	New England Patriots.....0.561
San Francisco 49ers.....59	Pittsburgh Steelers (1972-79)....8	Chicago Bears (1930-44).....15	Chicago Bears.....0.557
Los Angeles Rams.....53	Los Angeles Rams (1973-80)....8	Green Bay Packers (1934-47) 14	Miami Dolphins.....0.552
Minnesota Vikings.....52	San Francisco 49ers (1983-90)....8		
	Green Bay Packers (2009-16).....8		
	Kansas City Chiefs (2015-22).....8		

45 Seasons of .500-or-better		36 Postseason Appearances		25 Division Titles		16 NFL/NFC Championship Game Finalist		8 NFC Championships		5 Super Bowl Championships	
1965	1993	1966	1991	1966	1992	1966	1992	1970	1992	1971	1993
1966	1994	1967	1992	1967	1993	1967	1993	1971	1993	1977	1995
1967	1995	1968	1993	1968	1994	1970	1994	1975	1995	1992	
1968	1996	1969	1994	1969	1995	1971	1995	1977			
1969	1998	1970	1995	1970	1996	1972		1978			
1970	1999	1971	1996	1971	1998	1973					
1971	2003	1972	1998	1973	2007	1975					
1972	2005	1973	1999	1976	2009	1977					
1973	2006	1975	2003	1977	2014	1978					
1974	2007	1976	2006	1978	2016	1980					
1975	2008	1977	2007	1979	2018	1981					
1976	2009	1978	2009	1981	2021	1982					
1977	2011	1979	2014	1985							
1978	2012	1980	2016								
1979	2013	1981	2018								
1980	2014	1982	2021								
1981	2016	1983	2022								
1982	2017	1985									
1983	2018										
1984	2019										
1985	2021										
1991	2022										
1992											





PROUD MEMBER OF  
#COWBOYSNATION



# THIS IS OUR HOUSE

AT&T IS THE OFFICIAL 5G INNOVATION  
PARTNER OF THE DALLAS COWBOYS



# Lite<sup>®</sup>



THE ONLY BEER OF  
THE COWBOYS



CELEBRATE RESPONSIBLY<sup>®</sup>  
©2023 MILLER BREWING CO., FORT WORTH, TX • BEER