



2023 SEASON

# MEDIA GUIDE

# TABLE OF CONTENTS



<b>MEDIA POLICY, SERVICES &amp; STAFF</b> .....	<b>3</b>	All-Time Series Totals .....	149
<b>EXECUTIVE MANAGEMENT</b> .....	<b>7-11</b>	Texans Attendance Records & All-Time Series Totals .....	149
Ownership .....	7	All-Time Preseason Records .....	153
Executive Leadership .....	9	All-Time Series Results .....	150-152
Limited Partners .....	11	All-Time Preseason Results & Records .....	153
<b>COACHING STAFF</b> .....	<b>14-53</b>	All-Time Alphabetic Roster .....	154-156
Coaching Staff .....	14-53	All-Time Numeric Roster .....	157-160
<b>TEXANS STAFF</b> .....	<b>55-92</b>	All-Time Practice Squad Roster .....	161
Texans Staff Cover .....	55	All-Time Coaches .....	163
Staff Directory .....	56-60	Texans Trade History .....	165-167
Staff Headshots .....	61-92	Texans Free Agency History .....	168-171
<b>2022 TEXANS SEASON IN REVIEW</b> .....	<b>94-126</b>	Texans In Primetime .....	172
2022 Regular Season Statistics .....	94	Texans In Overtime .....	173
2022 Defensive Statistics .....	96	Texans Honors .....	174-176
2022 Statistical Leaders .....	97	Texans Draft History .....	177
2022 Player Participation .....	99	Texans Yearly Final Statistics .....	179-228
2022 Player Participation .....	100	2021 Final Statistics .....	229
2022 Texans Starters .....	101	2021 Final Statistics .....	231
2022 Inactives .....	102	<b>TEXANS KICKOFF</b> .....	<b>233</b>
2022 Highs & Lows .....	103	2023 Texans Schedule .....	233
2022 Individual Single-Game Highs .....	105	NRG Stadium .....	234
2022 Houston Texans Record When... ..	106	<b>PLAYER BIOS</b> .....	<b>236-451</b>
2022 Texans Transactions .....	107	Player Bios .....	236-451
2022 NFL Standings .....	109	<b>TEXANS RECORDS</b> .....	<b>453-529</b>
2022 Game Summaries .....	110-126	All-Time / Year-By-Year Leaders .....	453-457
<b>TEXANS HISTORY</b> .....	<b>129-231</b>	Regular Season Individual Records .....	458-479
Ring of Honor .....	129-134	Regular Season Team Records .....	480-506
Year-By-Year Results .....	135-147	Postseason Individual Records .....	507-517
All-Time Head Coach Records .....	135-147	Postseason Team Records .....	518-529

## 2023 HOUSTON TEXANS MEDIA GUIDE

The 2023 Houston Texans Media Guide can be found online at [www.NFLONG.com](http://www.NFLONG.com). Please follow the link and click on the Texans logo to access the team's page. Utilize your email address as your username and "TexansMedia" as your password. There is no print version but a PDF format can be downloaded for printing purposes. Player bios, rosters, transactions and records are updated weekly during the season. Elements of the media guide that remain relatively unchanged are not included in the Weekly Game Release.

### MEDIA GUIDE CREDITS

**EDITORS:** Omar Majzoub, Lindsey Fox, Evert Geerlings, Ryan Galbierz, McKayla Gough, Spencer Krock

**PHOTOGRAPHY:** Zach Tarrant

**DESIGN:** Lauren Garner





## CREDENTIALS

The Houston Texans 2023 credential application is now available online. Media can begin applying for credentials by visiting the [credential application website](#).

All media are required to apply for credentials to attend games during the 2023 Season. Season credential requests are due by Friday, July 15 at 5 p.m. CT and will be issued in August. The deadline for requesting single-game passes is Tuesday by 5 p.m. CT the week of each home game.

Credential requests must be submitted by the assigning producer/editor/photo editor. Please coordinate your coverage and include all requests for credentials on one application.

Media credentials will be granted based on the following guidelines:

1. Houston-area media agencies which cover the Houston Texans on a daily basis will receive top priority.
2. Media agencies which cover the opposing team as requested by the opposing team's public relations staff.
3. National media agencies which cover the National Football League regularly (includes online properties such as ESPN.com, Yahoo! Sports, CBSSports.com, etc.).
4. Daily or weekly newspapers with a circulation of at least 100,000.
5. Television stations with a nightly news show and a nightly sports segment.
6. Radio stations with a 24-hour sports format and are affiliated with a national radio network (i.e. ESPN, Sporting News, Westwood One, etc.).
7. Daily or weekly newspapers with a circulation of at least 50,000.
8. Other requests not falling under one of the above categories will be considered on the basis of space availability in the NRG Stadium press box.

Credentials will not be issued to freelance writers or photographers unless requested by a recognized news organization or sports publication. All outlets/publications must be able to provide examples of past and current coverage of the Texans, the NFL or other sports assignments if requested.

## ROAD GAME CREDENTIALS

If you are a regular member of the Houston media who would like to cover the Texans on the road, submit your request for game credentials and parking passes to **Omar Majzoub** at [omar.majzoub@houstontexans.com](mailto:omar.majzoub@houstontexans.com). All requests must be submitted no later than one game prior to a road contest. Credentials will be distributed on Wednesday or Thursday during open locker room.

## FIELD ACCESS

Please note that in accordance with the NFL Gameday Field Access Policy and the NFL Broadcast Policy for the 2023 Season, field access will be limited at all Texans home games. Not every local outlet will be granted permission and each local outlet that is granted permission will be limited to one shooter on the field per game. A member of the communications staff will ask the submitter/editor to designate each outlet's field shooter at least 48 hours before the start of each game.

## MEDIA ENTRY AT NRG STADIUM

The media entrance and media will call at NRG Stadium is on the west side of the stadium at the corner of Kirby Drive and Murworth Drive. On gameday, the appropriate game credential must be presented at the media entrance for admission into the stadium. Game credentials not picked up in advance will be available on game day at the media will call window. Please remember to bring valid identification. The window will open three hours prior to kickoff and bags will be checked upon entrance to the stadium.

## POSTGAME INTERVIEWS

Both team locker rooms will be open to press bearing the proper credentials following the NFL-mandated 10-minute cooling-off period. Additionally, Texans coaches and players will be available in the Team Auditorium on the west side of the stadium and the visiting team will be available in the Tour Theatre across from the visiting locker room on the south side of the stadium. Members of the media needing to conduct postgame interviews will be given access to the Texans and visiting interview rooms after the game, as well as the home and visiting locker rooms.

## OPEN LOCKER ROOM

The Texans will also have open locker room periods on Wednesday, Thursday and Friday. No still photographers, cell phone videos or autographs are allowed in the Texans Locker Room. Live shots and live streaming are also not permitted. Everyone in the locker room must dress professionally and have a job function. The Texans communications department can remove any member of the media from the locker room for improper dress or unprofessional behavior.

## INTERVIEW REQUESTS

All interview requests for Houston Texans, executives, coaches and players should go through the Texans communications department. Members of the Texans organization, including players, should not be contacted separately for interview requests. Please give at least 24 hours for your request.

## PRACTICE REGULATIONS

Texans practices will be open to the media during the week as specified. We will provide a specific time during practice for shooting video and photos.

## DISTRIBUTION LISTS

To get added to the Texans email distribution list for media, please contact **Spencer Krock** at [spencer.krock@houstontexans.com](mailto:spencer.krock@houstontexans.com).

## PARKING DURING THE WEEK

Texans practices will be open to the media during the week as specified. We will provide a specific time during practice for shooting video and photos. Parking for covering Texans weekly press conferences, practices, open locker room sessions or access to the media workroom will be in the Teal Lot, located at the northeast corner of Kirby Drive and Murworth Drive. Gameday parking will be issued with the 2023 credentials in either the Teal Lot or the Purple Lot.



## HOUSTON TEXANS ON NFL OMG

The Texans media website is [www.NFLOMG.com](http://www.NFLOMG.com). Please follow the link and click on the Texans logo to access the team's page. It is an easy-to-use, one-stop shop for all media needs and information regarding the Texans.

For customized access to the NFL OMG site, please utilize your email address as your username and "TexansMedia" as your password. If you have any issues accessing the site, please contact **Ryan Galbierz** at [ryan.galbierz@houstontexans.com](mailto:ryan.galbierz@houstontexans.com) or 832-610-0218. For generic access, please utilize the username "HoustonTexans" and password "TexansMedia".

The Texans' interactive site will contain the complete 2023 Media Guide, all weekly game releases, player bios and rosters, Texans staff information and bios, weekly flip cards, a game tracker, all Texans team and individual records and statistics, Texans historical information, daily press releases, transcripts and much more.

The game releases are updated weekly during the season and available in a PDF format. Team notes, player bios, team and individual records, miscellaneous stats and game summaries are updated following each game and posted on the site. In an effort to significantly reduce paper waste at NRG Stadium, the Texans will digitally provide live statistics, updated player notes, postgame quotes and more during the 2023 season.

### NFLOMG.COM

Username: (your email address)

Password: TexansMedia

## HOUSTONTEXANS.COM

Fans can access coverage on [www.HoustonTexans.com](http://www.HoustonTexans.com) throughout the season on Texans TV. The Texans stream live video of press conferences as well as game highlights, interviews, in-depth team features, community recaps, NFL Network footage and much more.

## HOUSTON TEXANS FTP FOOTAGE

The Texans regularly distribute press conference footage and b-roll packages via Dropbox. If you would like to be added to the distribution list, members of which receive emails when new content is uploaded, please contact **Spencer Krock** at [spencer.krock@houstontexans.com](mailto:spencer.krock@houstontexans.com).

## TRANSCRIPTS

The Texans communications staff sends out transcripts of press conferences and postgame interviews throughout the season. To be added to the Texans email list, please contact **MeKayla Gough** at [mekayla.gough@houstontexans.com](mailto:mekayla.gough@houstontexans.com). All transcripts will also be posted on the Houston Texans NFL OMG website at [www.NFLOMG.com](http://www.NFLOMG.com).

## TEXANS PR ON TWITTER

For up-to-the-second news, press releases, transcripts, game information, bios, notes and a variety of other information on the Houston Texans, follow the Texans PR Department on Twitter: [@TexansPR](https://twitter.com/TexansPR).

# TEXANS COMMUNICATIONS STAFF



**Omar Majzoub**  
Director of  
Communications



**Lindsey Fox**  
Strategic Communications  
Manager




**Evert Geerlings**  
Football Communications  
Manager



**Ryan Galbierz**  
Communications  
Coordinator



**MeKayla Gough**  
Communications  
Intern



**Spencer Krock**  
Communications  
Intern

## CONTACTING THE TEXANS COMMUNICATIONS STAFF

Staff Member	Email	Phone
Omar Majzoub	<a href="mailto:omar.majzoub@houstontexans.com">omar.majzoub@houstontexans.com</a>	281-900-5708
Lindsey Fox	<a href="mailto:lindsey.fox@houstontexans.com">lindsey.fox@houstontexans.com</a>	346-646-2599
Evert Geerlings	<a href="mailto:evert.geerlings@houstontexans.com">evert.geerlings@houstontexans.com</a>	346-455-7742
Ryan Galbierz	<a href="mailto:ryan.galbierz@houstontexans.com">ryan.galbierz@houstontexans.com</a>	832-610-0218
MeKayla Gough	<a href="mailto:mekayla.gough@houstontexans.com">mekayla.gough@houstontexans.com</a>	980-254-6055
Spencer Krock	<a href="mailto:spencer.krock@houstontexans.com">spencer.krock@houstontexans.com</a>	309-369-8370

# POWERING GAMEDAY

Score a **\$100 Visa® Prepaid Card** and  
an invitation to a Houston Texans  
autograph session.\*



The Reliant Texans plan  
[reliant.com/texans](https://reliant.com/texans) | 1-866-RELIANT



**reliant**<sup>®</sup>  
an NRG company

OFFICIAL ENERGY PROVIDER

\*Offer valid for new residential customers only. Visa Prepaid Cards are available while supplies last. Limit one per household. Allow 8-12 weeks for Visa Prepaid Cards delivery. Terms and conditions are applied to Visa Prepaid Cards. Card is issued by the Bancorp Bank, Member FDIC, pursuant to a license from Visa U.S.A., Inc. Visa U.S.A., Inc., is not affiliated with Reliant Energy and does not endorse or sponsor this program. See [reliant.com/texansplan](https://reliant.com/texansplan) for details.

Reliant is a registered service mark of Reliant Energy Retail Holdings, LLC. Reliant Energy Retail Services, LLC (PUCT Certificate # 10007). © 2022 Reliant Energy Retail Holdings, LLC. All rights reserved. 1463674



HOUSTON  
**TEXANS**

**EXECUTIVE**

**MANAGEMENT**



JANICE  
McNAIR



CO-FOUNDER AND SENIOR CHAIR

Janice Suber McNair is Co-Founder and Senior Chair of the Houston Texans. Since moving to Houston in 1960, Janice and her husband Bob raised four children and embarked on a lifelong career of giving back to the community. The McNairs have been generous philanthropists, making education and medical research the cornerstones of their charitable giving. To date, Bob and Janice have contributed more than a half billion dollars to charity. Contributions are made through The Robert and Janice McNair Foundation, the Houston Texans Foundation and The Robert and Janice McNair Educational Foundation in Forest City, N.C. Janice currently serves as a director of each foundation.

The Houston Texans Foundation was created in 2002 at the inception of the franchise. It was born out of Janice and Bob's strong desire to do great things for Houston, especially Houston's youth. Thus, the mission of the Texans Foundation is to be Champions for Youth. Since 2002, more than \$45.3 million has been raised through annual fundraising events, disaster response programs, United Way campaigns and partnerships with nonprofit organizations. The Texans Foundation is aligned with three strategic community partners: the Houston Texans YMCA, Boys & Girls Clubs of Greater Houston and the Houston Food Bank.

Through The Robert and Janice McNair Foundation, Janice and Bob established McNair Scholars programs which recruit the best and brightest students and faculty to the University of South Carolina, Rice University, Baylor College of Medicine, M.D. Anderson Cancer Center, The University of Texas Health Science Center at Houston and Texas Children's Hospital. Their contributions to academic medical research, including a transformational gift in 2007 to Baylor College of Medicine for the McNair Scholars Program, are leading to discoveries and seeking cures for disease. The McNair Campus was named in recognition of their generosity, and the McNair Medical Institute was created. In 2015, the McNairs established McNair Centers for Entrepreneurism and Free Enterprise. Today, these Centers at Rice University's Baker Institute for Public Policy, the University of St. Thomas Houston, Houston Christian University, the University of South Carolina and Northwood University in Midland, Michigan promote an understanding and appreciation of the role innovation, entrepreneurship and free enterprise play in society.

The McNairs have four children, sixteen grandchildren and thirteen great grandchildren. Janice grew up in Orangeburg, S.C., was active in sports, choir and student government, president of the South Carolina Association of Student Councils and governor of the South Carolina Girls' State. She graduated from Columbia College in Columbia, S.C. with a degree in education and later received an honorary doctorate from Columbia College. Janice is a breast cancer survivor.



D. CAL  
McNAIR



CHAIR AND CHIEF EXECUTIVE OFFICER

D. Cal McNair is the Chair and CEO of the Houston Texans. He assumed the role of chair in July 2018 and the role of chief executive officer in January 2019. Previously, McNair served as the organization's vice chairman since 2008 and its chief operating officer from 2012 through 2018. He has held a limited partner interest in the Texans since 2001. The organization continues to evolve under McNair's leadership in all aspects. He also regularly attends NFL meetings as part of team management, chairs the NFL Audit Committee and serves on the NFL Investment Committee.

McNair previously worked at Cogen Technologies for 11 years, joining the company as one of its first employees in 1987. While at Cogen, he helped oversee the construction of several major power plants in the eastern United States, managing those assets in the areas of financial analysis and project management.

McNair also serves as a director of Palmetto Trust Company. McNair is a member of the Board of Trustees of the Robert and Janice McNair Foundation and is the director, chairman and chief executive officer of the Houston Texans Foundation. The nonprofit's contributions of more than \$45.3 million since its inception in 2002 supports its mission to be Champions for Youth.

McNair is also a member of the United Way's prestigious Alexis de Tocqueville Society, and a current or past member of the Amegy Bank Advisory Board, the University of Texas Chancellor's Council, the Council of Overseers at Rice University's Jones Graduate School of Business, the Houston Zoo Board, the Fort Worth Zoo Board and the All Saints Episcopal School Board in Fort Worth.

McNair and his wife, Hannah, are involved in and support many charities and philanthropic efforts, including the YMCA, Boys & Girls Clubs of America, Houston Food Bank, United Way, DePelchin Children's Center, Pro-Vision, Bo's Place, The Holocaust Museum, Child Advocates, The Brookwood Community, The Mission of Yahweh, March of Dimes, American Cancer Society, MD Anderson, USO, Star Of Hope, Barbara Bush Houston Literacy Foundation, Houston Police Foundation, Candlelighters Childhood Cancer Family Alliance, Houston Livestock Show and Rodeo, Texas Children's Hospital, United States Fund For UNICEF, Houston Methodist Hospital, Houston Area Women's Center, The Children's Assessment Center, Impact A Hero, Freedom Place, Big Brothers Big Sisters, and many others.

McNair attended The University of Texas at Austin, where he was a four-year member of the Longhorns' football team. He earned a master's degree in business administration from the Rice University Jesse H. Jones Graduate School of Management.

Born in Houston, McNair attended Cypress-Fairbanks High School. He has seven children: Devon, Raelyn, Vivian, Robert, Calhoun, Michael, and Hunter Grace, as well as granddaughters, Charlotte and Ivy. McNair resides in Houston with his wife, Hannah.





# GREG GRISSOM

## PRESIDENT



Greg Grissom became President of the Houston Texans in March 2021. He oversees the management and direction of business operations, including marketing and communications, digital and social media, community relations, ticket sales and membership services, event management and operations, business analytics, IT and corporate partnerships. In addition, he also oversees Lone Star Sports & Entertainment (LSSE), a leading event management company focused primarily on college football and international soccer events.

As a key member of the organization since its inaugural season, Grissom previously held the position of senior vice president of corporate development. He served the team in numerous leadership capacities since 2002 and led several business expansion efforts as well as key external relationships. Since 2012, the franchise witnessed landmark growth, creating a wealth of new opportunities for sponsors and fans. The launch of Houston Texans Luxe in 2017, thanks in significant part to Grissom's efforts, vaulted the organization into a top leader in value creation for suite holders among NFL franchises.

The team's business operations continue to fearlessly evolve under Grissom's leadership. Throughout his tenure as president, the organization has worked to build an even deeper connection to the fanbase and progress from a business perspective. Leaning into the culture and diversity of Houston is at the forefront of the team's work to evolve the Texans' brand identity. Through regular focus groups and the launch of the inaugural Fan Council, the Texans are engaging their fans who are helping shape the organization's decisions moving forward. In 2022, the Texans redefined what it means to be a Season Ticket Member by providing new savings, more flexibility and better benefits to express the organization's gratitude for their loyalty. They also implemented an innovative and robust sales strategy for its partnerships and introduced Fan First Deals, slashing prices on four of the most-ordered concessions items on gameday. Reimagining the Texans' annual Draft Party under Grissom's leadership also yielded a great response from fans as more than 7,000 people packed Miller Outdoor Theatre to share in the excitement of the 2023 NFL Draft.

Grissom holds more than two decades of experience in sports sponsorship sales, planning, execution and event marketing. He worked for Enron Corp. as a sports marketing specialist before joining the Texans. Grissom also spent more than four years with the Houston Astros as an account services manager and later as the club's promotions coordinator.

Grissom serves on the Board of Directors for the United Way of Greater Houston and the Houston Food Bank. A native of Austin, he attended Baylor University. He lives in Houston with his wife, Jamie, their daughter, Campbell, and son, Sam.



# NICK CASERIO



## EXECUTIVE VICE PRESIDENT AND GENERAL MANAGER

Nick Caserio was named general manager of the Houston Texans on Jan. 7, 2021, becoming the fifth general manager in franchise history. He joined the Texans after spending 20 seasons with the Patriots, including 18 in player personnel. During his time with New England, the team won six Super Bowl titles, which is tied for the most by any NFL franchise in league history.

Caserio has shown a willingness to be both aggressive and progressive with the team-building approach. The Texans have executed more trades than any team in the NFL since hiring Caserio, including a franchise-record eight during the 2023 NFL Draft. Caserio spent the first two seasons laying the foundation for the program with the acquisition of key veterans along with two draft classes who made meaningful contributions to team.

In his 20 seasons with New England, the Patriots made the Super Bowl nine times with six wins, captured 17 AFC East division titles and were a playoff team every year except for 2002, 2008 and 2020. Caserio was instrumental in drafting, signing and developing players who were essential pieces of one of the most successful dynasties in NFL history. Caserio was named the director of player personnel in 2008 after serving in a number of roles for the personnel department and coaching staff.

Following a three-year stint as the team's director of pro personnel (2004-06), Caserio coached the Patriots wide receivers in 2007, in which the offense helped break the NFL record for points scored (589) en route to an undefeated regular season.

Caserio joined the Patriots in June 2001 as a personnel assistant. During that season, his role was expanded to include film breakdown and scouting report preparation for the offensive staff. He became an offensive coaching assistant in February 2002 and returned to player personnel in 2003 as an area scout prior to becoming director of pro personnel in 2004. In addition to his duties in the personnel department, Caserio handled coaching booth responsibilities for the coaching staff on game days.

Caserio entered the coaching ranks as a graduate assistant at Saginaw Valley State University in 1999 and spent two seasons with the program. He joined the Patriots scouting department following a brief time with Central Michigan as a graduate assistant in the spring of 2001.

Caserio was a standout quarterback at John Carroll University, as the Blue Streaks compiled a 33-7-2 record in the four seasons he started for the team. He was a two-time captain and three-time All-Conference performer. In 1997, Caserio helped lead the team to a 10-2 record and the school's second appearance in the NCAA Division III Tournament, where it advanced to the national quarterfinals.

Caserio grew up in Lyndhurst, Ohio. He earned his degree in finance from John Carroll and later earned his master's degree of business administration from Saginaw Valley State. Caserio was a three-time Academic All-Conference selection at John Carroll. Caserio and his wife, Kathleen, have three daughters, Whitley, Chatham and Charleston.



**Martial Burguieres**  
*Managing Partner*  
EcoLock LLC



**Emily Dalicandro**  
*Managing Partner*  
EMC Texans Ltd.



**Mary Anne Dingus**  
*Chairman*  
Dingus Investments



**Charles W. Duncan III**  
*President*  
Duncan Interests



**Harry Gee Jr.**  
*Principal*  
Gee & Zhang, LLP



**E. Javier Loya**  
*Chairman and CEO*  
OTC Global Holdings



**Kay M. Onstead**  
*President*  
Onstead Holdings, LLC



**Gary R. Petersen**  
*Partner*  
EnCap Investments,  
L.P.



**Joseph W. Sutton**  
*Chairman and CEO*  
Sutton Ventures  
Group, LLC

*Estate of Fayez S. Sarofim*



Leading Orthopedic Care to

# KEEP THE TEXANS MOVING

At Houston Methodist Orthopedics & Sports Medicine, we are experts in helping the body do what it was designed to do — stay in motion. As team doctors for the Houston Texans, our specialists are trusted to keep the players at the top of their game. So whether your goal is to get back on the field or get back to work, we have the expertise and technology to get you back on your feet — and keep you moving.



HOUSTON  
**Methodist**<sup>®</sup>  
ORTHOPEDICS &  
SPORTS MEDICINE

OFFICIAL HEALTH CARE PROVIDER

713.790.3333  
[houstonmethodist.org/texans](https://houstonmethodist.org/texans)  
20+ convenient locations



HOUSTON  
**TEXANS**

**COACHING STAFF**



# DEMECO RYANS

## HEAD COACH

### 1ST SEASON WITH TEXANS / 7TH NFL SEASON



DeMeco Ryans was named head coach of the Houston Texans on Jan. 31, 2023, becoming the sixth head coach in franchise history.

Ryans was named the 2022 Pro Football Writers of America Assistant Coach of the Year. He recently completed his sixth season with the San Francisco 49ers and second as the team's defensive coordinator, helping lead the team to the NFC Championship. He spent the previous three seasons (2018-20) as the 49ers inside linebackers coach, while serving as the team's defensive quality control coach in 2017.

Originally drafted in the second round (33rd overall) by the Houston Texans in the 2006 NFL Draft, Ryans played for Houston (2006-11) and the Philadelphia Eagles (2012-15). He was a team captain for the Texans' 2011 season, a squad that claimed the franchise's inaugural AFC South title and playoff berth. Ryans holds the Texans record for the most tackles by a rookie (156) and currently sits as the second-leading tackler in franchise history (636).

In his second season as defensive coordinator, the 49ers defense ranked first in total defense (300.6 yards/game), total points allowed (277) and points allowed per game (16.3) in the 2022 regular season. San Francisco's defense allowed just 37 red zone trips, the fewest in the league. The 49ers limited explosive plays, allowing the fewest plays of 10-or-more yards (168), while holding opponents to the fourth-fewest yards per play overall (4.98 yards).

Additionally, San Francisco allowed the second-fewest first downs (291) and first down yards (4.69 yards) on the season. The defense recorded 20 interceptions on the season, tied for the most in the NFL, while their seven returns of 20-or-more yards tied for second-most. Ryans guided a San Francisco defense that forced three-and-outs on 27.3 percent of their opportunities, fourth-highest in the NFL, while registering 44.0 sacks, tied for 10th in the league.

In his first season as defensive coordinator in 2021, the 49ers defense allowed 310.0 total yards per game, ranking third in the NFL. San Francisco also surrendered the sixth-fewest passing yards per game (206.5). The 49ers saw eight different players record an interception on the season, while forcing 22 fumbles on defense, the most in the NFL and the most in a single season by the 49ers since 1994.

In 2020, Ryans helped the 49ers defense rank fifth in the NFL total yards allowed per game (359.0) and seventh in rush defense (118.9). The previous year, Ryans helped guide San Francisco's second-ranked defense in total yards allowed per game (281.8), the fewest total yards allowed per game by the team since 1997 (250.8). The 49ers defense also ranked first in the NFL in forced fumbles (21) and sixth in takeaways (27).

Over the course of his career in San Francisco, Ryans coached players such as Bosa, LB Fred Warner and DB Talanoa Hufanga to career seasons. Under Ryans' leadership, Bosa garnered NFL Defensive Rookie of the Year (2019), first-team All-Pro honors (2022) and three Pro Bowl selections (2019, 2021, 2022) in addition to being named DPOY in 2022, Warner earned two first-team All-Pro honors (2020, 2022) and two Pro Bowl nods (2020, 2022), while second-year player Hufanga also earned first-team All-Pro and Pro Bowl nods this past season.

During his 10-year playing career, Ryans was named AP Defensive Rookie of the Year and PFWA Rookie of the Year in 2006, first-team All-Pro in 2007 and was selected to the Pro Bowl in 2007 and 2009. He appeared in 140 career games (139 starts) throughout his career and registered 970 tackles, 46 passes defensed, 13.5 sacks, seven forced fumbles, 10 fumble recoveries and seven interceptions.

A native of Bessemer, Ala., Ryans played linebacker at the University of Alabama (2002-05). As a senior, he was a unanimous All-American selection, SEC Defensive Player of the Year and earned first-team All-SEC honors in 2005. Ryans also was selected as the 2005 Lott Trophy recipient for his combination of athletic excellence and off-field achievements and earned defensive MVP honors in the 2006 Cotton Bowl.

Ryans and his wife, Jamila, have one daughter, Xia, and two sons, MJ and Micah.

**Pro Bowl Players Coached (3):** S Talanoa Hufanga (2022), DE Nick Bosa (2019, 2021-22), LB Fred Warner (2020, 2022)

**All-Pro Players Coached (3):** S Talanoa Hufanga (2022), DE Nick Bosa (2022), LB Fred Warner (2020-22)



**RYANS' COACHING LEDGER**

<b>2023</b>	<b>Head Coach</b>	<b>Houston Texans</b>
2021-22	Defensive Coordinator	San Francisco 49ers
2018-20	Inside Linebackers Coach	San Francisco 49ers
2017	Defensive Quality Control Coach	San Francisco 49ers



# MATT BURKE

## DEFENSIVE COORDINATOR

### 1ST SEASON WITH TEXANS / 20TH NFL SEASON



Matt Burke, who enters his 20th season coaching in the NFL, joins the Texans as the defensive coordinator in 2023 after spending last season serving as the Arizona Cardinals defensive line coach.

After working as a game management coach for the New York Jets in 2021, Burke joined the Cardinals last season. While leading Arizona's defensive line, he coached fourth-year player DE Zach Allen to a career season, hitting personal highs for sacks (5.5), quarterback hits (20), passes defended (8) and tackles for loss (10) in 2022. Burke also coached DE J.J. Watt in his final NFL season, in which the five-time first-team All-Pro and Pro Bowler led the team in sacks (12.5), quarterback hits (25) and tackles for loss (18), while adding 39 tackles, seven passes defended, a forced fumble and a fumble recovery. Burke helped Arizona improve from 20th to 14th in rushing defense from the previous season.

Burke spent the 2019 and 2020 seasons with the Philadelphia Eagles, first as a defensive assistant and then as run game coordinator/defensive line coach. While in Philadelphia, Burke led a defensive line that forced the highest percentage of opponent three-and-out drives in the NFL, ranked third in rushing defense (90.1 yards per game) and fourth in third down defense (34.2 percent). In 2020, the Eagles ranked third in the NFL in sacks (49.0), including 40.0 from the defensive line which featured Pro Bowlers DT Fletcher Cox and DE Brandon Graham.

Prior to working with Philadelphia, Burke spent three seasons with the Miami Dolphins, first as the linebackers coach in 2016 and defensive coordinator for two years (2017-18). In his first season as Miami's defensive coordinator, the Dolphins improved from 20th to 16th in total defense and also elevated from 30th to 14th in rushing defense. He helped guide DB Xavien Howard to his first Pro Bowl selection after he tied for the NFL lead with a career-high seven interceptions in 2018.

While coaching linebackers in 2016, LB Kiko Alonso led the team and finished ninth in the AFC with 115 tackles (69 solo). Under Burke's tutelage, Alonso also became the first Dolphins linebacker since 1993 to intercept a pass and recover a fumble in the same game. With Burke overseeing the linebackers, the Dolphins won six consecutive games to bounce back from a 1-4 start. In Miami's final 11 games, the team went 9-2 and generated 21 turnovers during those 11 games, which was tied for fourth in the NFL during that span.

Prior to Miami, Burke spent seven seasons coaching linebackers for the Cincinnati Bengals (2014-15) and Detroit Lions (2009-13). He also spent five years with the Tennessee Titans, where he served as an administrative assistant (2004-05) and defensive assistant/quality control coach (2006-08).

In 2015, the Bengals had the second-best scoring defense (17.4 points per game) and their defense forced 28 turnovers, tied for sixth in the league. LB Vincent Rey registered the two most productive seasons of his career under Burke, recording 95 tackles (62 solo), one sack, one interception and five passes defended in 2015 after posting a team-high 121 tackles (61 solo) and five passes defended in 2014. Following the return of LB Rey Maua from an injury that sidelined him for the first half the 2014 season, Cincinnati surrendered just 82.0 rushing yards per contest in the final seven games, the second-best mark in the NFL.

Burke came to Cincinnati from the Lions, where he spent five seasons coaching linebackers (2009-13). In 2013, he helped lead a Lions defense that ranked sixth in the NFL against the run. LB DeAndre Levy tied for second in the NFL in interceptions (6), becoming only the third linebacker in Lions history with six-plus interceptions in a single season and the first since 1958. Detroit held opponents to a 30.3 percent conversion rate on third down (lowest in the league) and was second in red zone touchdown percentage (38.1) in 2013. Detroit's defense went 37 straight quarters without allowing a rushing touchdown, breaking a club record dating back to 1934. The Lions became the first NFL team since 1933 to allow 62-or-fewer rushing yards in six consecutive games, all without allowing a rushing touchdown. In 2011, Detroit won 10 games and earned a playoff berth for the first time since 1999.

Burke spent five years with the Tennessee Titans as an administrative assistant and defensive assistant (2004-08). Burke worked primarily with the linebackers in 2008 when the Titans posted a 13-3 mark, the best record in the NFL. Prior to working in the NFL, Burke also spent time coaching at Harvard (2003), Boston College (2002-03) and Bridgton Academy (1998-99) in Maine.

A native of Hudson, Mass., Burke played safety at Dartmouth. He was part of the school's undefeated Ivy League championship team in 1996. He and his wife, Angie, have two sons, Finn and Jude.





**Pro Bowl Players Coached (4):** DT Fletcher Cox (2020), DE Brandon Graham (2020), CB Xavien Howard (2018), S Reshad Jones (2017)

## BURKE'S COACHING LEDGER

<b>2023</b>	<b>Defensive Coordinator</b>	<b>Houston Texans</b>
2022	Defensive Line	Arizona Cardinals
2021	Director of Game Management	New York Jets
2020	Run Game Coordinator/Defensive Line	Philadelphia Eagles
2019	Defensive Assistant	Philadelphia Eagles
2017-18	Defensive Coordinator	Miami Dolphins
2016	Linebackers	Miami Dolphins
2014-15	Linebackers	Cincinnati Bengals
2009-13	Linebackers	Detroit Lions
2006-08	Defensive Assistant/Quality Control	Tennessee Titans
2004-05	Administrative Assistant	Tennessee Titans
2003	Secondary/Cornerbacks	Harvard
2000-02	Graduate Assistant	Boston College
1998-99	Secondary	Bridgton Academy



# BOBBY SLOWIK

## OFFENSIVE COORDINATOR

1ST SEASON WITH TEXANS / 11TH NFL SEASON



Bobby Slowik joins the Houston Texans as the team's offensive coordinator in 2023 after spending six seasons with the San Francisco 49ers, most recently serving as the offensive passing game coordinator. Slowik got his start with the 49ers during the same season as Houston Texans Head Coach DeMeco Ryans, with both coaches serving as defensive quality control coaches.

In his six years with San Francisco, Slowik served as the passing game coordinator (2022), passing game specialist (2021), offensive assistant (2019-20) and defensive quality control coach (2017-18).

Despite starting three different quarterbacks in 2022 (Trey Lance, Jimmy Garoppolo, Brock Purdy), Slowik oversaw a passing attack that ranked 13th in yards per game (226.8), fourth in passing yards per play (7.53) and seventh in interception rate (1.76 percent). Following Garoppolo's injury in Week 13, Slowik helped with the production of seventh-round rookie Purdy, who finished the regular season starting five games, throwing for 1,374 yards, 13 touchdowns and a quarterback rating of 107.3.

The leading receiver for the 49ers in 2022 was WR Brandon Aiyuk, who Slowik coached to career highs in receptions (78), receiving yards (1,015) and touchdowns (8). TE George Kittle also tallied a career high in touchdown receptions (11), which helped him earn a Pro Bowl nod and Associated Press Second-Team All-Pro status. Additionally, the 49ers passing scheme was built on parity and had five players record over 400 yards receiving for the first time since 1992.

In 2021, Slowik helped WR Deebo Samuel earn AP First-Team All-Pro honors and his first Pro Bowl selection. In 16 games, Samuel tallied 77 receptions, 1,405 receiving yards and five receiving touchdowns. Aiyuk also had a solid season, recording career highs in receptions (56), receiving yards (826) and touchdowns (5).

During the 2019-20 seasons, Slowik worked as an offensive assistant on the 49ers staff, coaching FB Kyle Juszczyk to Pro Bowl honors in 2020. Juszczyk set career highs in carries (17), rushing yards (64) and rushing touchdowns (2), while adding 19 receptions for 202 yards. The 2020 offense also featured Aiyuk, who led the team with 60 receptions, 748 yards and five touchdowns, became the first rookie to lead the team in receptions and receiving yards since WR Gene Washington in 1969. In 2019, San Francisco's offense ranked first in rushing touchdowns (23), second in points per game (29.9), second in rushing yards per game (144.1) and fourth in total offense (381.1 yards per game). The 2019 offense also had 13 different players score a touchdown, which tied the NFL record for most players with a touchdown reception in a single season. Highlighted among the receivers was rookie WR Deebo Samuel, who finished second in franchise history behind only Jerry Rice for receiving yards (802) by a rookie. That year, Slowik worked closely with QB Jimmy Garoppolo and current Houston Texans senior offensive assistant Shane Day.

Slowik was on Kyle Shanahan's original staff in San Francisco, working as a defensive quality control assistant in 2017-18. In 2017, the team was led by DL DeForest Buckner, who tallied 61 tackles and 3.0 sacks.

Prior to working for the 49ers, Slowik spent four seasons (2010-13) with the Washington Commanders. With Washington, Slowik worked closely with LB Ryan Kerrigan, who earned his first Pro Bowl selection in 2012. Slowik assisted in Washington's defense in 2011 that allowed 339.8 yards per game, which ranked fifth in the NFC.

Slowik first entered the league as a video assistant with Washington in 2010 and was responsible for the breakdown of upcoming opponents. He also helped the department's operations in assisting the coaching and scouting staff.

Slowik is a native of Green Bay, Wis., and attended Michigan Tech where he studied biomedical engineering and played wide receiver, earning All-GLIAC honors in 2018. Coming from a family of NFL personnel, Slowik's brother, Steve, is an area scout with the 49ers, while his older brother, Ryan, is the outside linebackers coach for the Miami Dolphins. Additionally, his father, Bob, is a former defensive coordinator in the NFL. His mother, Carol, has coached track and field for various collegiate programs and the U.S. Olympic Festival team.

**Pro Bowl Players Coached (4):** TE George Kittle (2021-22), FB Kyle Juszczyk (2021-22), RB Christian McCaffrey (2022), WR Deebo Samuel (2021)

# COACHING STAFF



## SLOWIK'S COACHING LEDGER

<b>2023</b>	<b>Offensive Coordinator</b>	<b>Houston Texans</b>
2022	Offensive Passing Game Coordinator	San Francisco 49ers
2021	Offensive Passing Game Specialist	San Francisco 49ers
2019-20	Offensive Assistant	San Francisco 49ers
2017-18	Defensive Quality Control	San Francisco 49ers
2011-13	Defensive Assistant	Washington Commanders
2010	Video Assistant	Washington Commanders



FRANK  
ROSS

SPECIAL TEAMS COORDINATOR  
3RD SEASON WITH TEXANS / 11TH NFL SEASON



Frank Ross enters his third season as the special teams coordinator for the Houston Texans in 2023. Holding 10 years of NFL experience, including five as a coach and five in player personnel, Ross joined the Texans after serving as the assistant special teams coach with the Indianapolis Colts for three seasons (2018-20).

In 2022, Ross' special teams unit ranked first in the NFL in average return yards allowed on kickoffs (19.0) and opponents average starting field position (22.2 yard-line). P Cameron Johnston landed 37 punts inside the 20-yard line (tied for second most in the league) while K Ka'imi Fairbairn connected on a career-high 93.5 percent of his field goal attempts and 100 percent of his extra point attempts. Fairbairn tied K Kris Brown's franchise record for most games with 10-or-more points scored in franchise history after converting three field goals and two extra points (11 points) at Dallas in Week 14. The unit also featured four different players that recovered a fumbled on kickoff coverage (LB Jalen Reeves-Maybin, RB Dare Ogunbowale, LB Blake Cashman and S M.J. Stewart). Additionally, Ross' special teams unit finished first in the prestigious Rick Gosselin's 2022 NFL Special Teams Rankings, finishing ranked top-5 in seven different categories and 14.5 points ahead of second place.

In his first season in Houston, Ross mentored Johnston, who ranked seventh in the NFL with 43.2 percent of his punts placed inside the 20-yard line. He also oversaw the development of Fairbairn, who ended the season with an active streak of 60 consecutive field goals made from within 40 yards (dating back to the 2017 season) after going nine-for-nine in 2021. Additionally, Fairbairn booted a 61-yard kick through the uprights in Week 14, marking the longest field goal in franchise history and the longest field goal ever kicked inside NRG Stadium. In the return game, CB Tremon Smith was named AFC Special Teams Player of the Week after posting a 98-yard kickoff return touchdown at Jacksonville on (12/19), while also adding a special teams tackle and a punt downed inside the 5-yard line.

In 2020, Ross helped Colts DB George Odum lead the NFL with 20 special teams tackles, four more than any other player in the league. He guided K Rodrigo Blankenship to three Colts' rookie records, including most points scored (139), field goals made (32) and extra points made (43). Blankenship also logged the fifth-most points scored and field goals made in the NFL in 2020. Additionally, Ross worked with RB Nyheim Hines, who totaled the third-most punt return yards (300) and the sixth-best punt return average (10.0) in the league.

Indianapolis led the NFL and set a single-season franchise record for punt return average (17.4 yards) in addition to finishing eighth in punt return average allowed (5.9 yards) in 2019. Ross helped Hines become just the fifth player in NFL history to record two punt return touchdowns of 70-plus yards in a single game (84 and 71 yards). The year prior (2018), the Colts special teams unit notched the lowest punt return average allowed (4.4 yards) in the NFL and were one of three teams to not allow a punt return of 20-or-more yards.

Prior to his time with the Colts, Ross worked as a pro scout with the New England Patriots (2015-17), winning Super Bowl LI with the team. He served two seasons (2013-14) on the coaching staff at his alma mater, John Carroll University, located in University Heights, Ohio, where he coached the Blue Streaks' quarterbacks in 2013 before being promoted to special teams coordinator/running backs coach in 2014. Ross helped John Carroll finish with an 11-2 record, an NCAA DIII Playoff quarterfinal appearance and a top-five ranking from D3football.com in 2014. Under Ross' tutelage in 2013, QB Mark Myers set single-season school records for passing yards (3,228), completions (246) and attempts (385). Prior to returning to John Carroll, Ross spent two seasons as a scouting assistant with the Patriots from 2011-12.

As a player, Ross was a four-year letter winner, two-time captain and three-time All-Ohio Athletic Conference wide receiver at John Carroll (2007-10). Ross holds Blue Streaks records for the most receptions in a single game (17), season (69) and career (204). He graduated from John Carroll with a degree in marketing.

Born and raised in Youngstown, Ohio, Ross graduated from Canfield (Ohio) High School in 2006 and was the quarterback of the 2005 team that finished as runner-up in the state championship game. Ross was high school teammates with Sean Baker, who is the Texans assistant special teams coach.

Ross and his wife, Christina, have three daughters, Celia, Josie and Lucia, and one son, Rocky.



All-Pro Players Coached (1): S George Odum (2020)



## ROSS' COACHING LEDGER

2021-23 Special Teams Coordinator	Houston Texans
2018-20 Assistant Special Teams	Indianapolis Colts
2015-17 Pro Scout	New England Patriots
2014 Special Teams Coordinator / Running Backs	John Carroll
2013 Quarterbacks	John Carroll
2011-12 Scouting Assistant	New England Patriots



# STEPHEN ADEGOKE



## SAFETIES

1ST SEASON WITH TEXANS / 2ND NFL SEASON

Stephen Adegoke pronounced add-uh-go-KAY, enters his fifth season of coaching and second in the NFL, joining the Houston Texans as the safeties coach in 2023. He spent last season as the San Francisco 49ers defensive quality control coach (2022) working alongside former 49ers defensive coordinator and current Houston Texans head coach DeMeco Ryans.

In his first NFL coaching role, Adegoke helped coach a 49ers defense that held their opponents to the lowest total yards per game (300.6) and the most interceptions (20) in 2022. The team also surrendered just 17.1 first downs per game and 77.7 rushing yards per game, both of which ranked second in the league. San Francisco’s defensive unit saw second-year player S Talanoa Hufanga reach his first-career Pro Bowl and was named AP First-Team All-Pro, PFWA All-NFL Team and PFWA All-NFC Team. Hufanga finished the 2022 season with 95 tackles (65 solo), 2.0 sacks, four interceptions, nine passes defensed and two forced fumbles.

Prior to joining the 49ers coaching staff, Adegoke served as a graduate assistant for the University of Michigan (2021) working under Jim Harbaugh. At Michigan, Adegoke guided a defense that was led by consensus All-American DL Aidan Hutchinson. As a senior, Hutchinson posted 62 tackles (36 solo) and 14.0 sacks, which set a new school record for most sacks in a single season. The Wolverines defensive unit allowed just 17 points per game and claimed a Big Ten Conference Championship, and a trip to the College Football Playoff semifinal.

Adegoke began his coaching career as a graduate assistant for the University of Florida for two seasons (2019-20). He helped the Gators defense finish tied for seventh in the country and first in the SEC with 35.0 sacks on the 2020 season. Florida’s defense also totaled the second-most tackles for loss in the conference (73) and held opponents to 257.5 passing yards per game that season. In 2019, Adegoke overlapped with DL Jonathan Greenard, who spent his fifth-year of eligibility at Florida after playing four seasons at Louisville (2015-19).

Adegoke spent three years at Mississippi State University (2016-18) after transferring from San Diego Mesa College (2014-15). In two seasons as a safety for Mississippi State (2017-18), he appeared in 16 games and registered 14 tackles, three passes defensed, one interception and one forced fumble. He earned his bachelor’s degree in business administration from Mississippi State followed by his master’s degree in sport management from Florida in 2021.

### ADEGOKE'S COACHING LEDGER

<b>2023</b>	<b>Safeties</b>	<b>Houston Texans</b>
2022	Defensive Quality Control	San Francisco 49ers
2021	Graduate Assistant	Michigan
2019-20	Graduate Assistant	Florida



# DANNY BARRETT



ASSISTANT HEAD COACH/RUNNING BACKS  
6TH SEASON WITH TEXANS / 8TH NFL SEASON

Danny Barrett enters his sixth season as running backs coach for the Houston Texans in 2023 and first as assistant head coach/running backs. Barrett owns 40 years of experience spanning the NFL, the Canadian Football League and collegiate ranks, including 27 seasons as a coach.

In 2022, Barrett played a major role in guiding RB Dameon Pierce to a historic rookie season, carrying the ball 220 times for 939 yards (4.3 avg.) and four touchdowns while adding 30 receptions for 165 yards and an additional score to his resume. His 1,104 scrimmage yards and 939 rushing yards ranked third-most by a rookie in franchise history. Across the league, Pierce averaged 72.2 rushing yards per game, which ranked eighth in the NFL and first among all rookie running backs. Furthermore, Pierce also paced the rookie class in scrimmage yards per game (84.9), yards after contact per game (38.9), broken tackles (35) and elusive rating (98.5), which is graded on Pro Football Focus. His 14.0 percent rate of broken tackles per touch ranked first in the NFL among all qualifying players. Pierce rushed for over 130 yards twice during his rookie campaign, once against the Los Angeles Chargers (131) and the other against the Philadelphia Eagles (139). In his game against the Chargers, Pierce snapped off a 75-yard touchdown run, marking the third-longest carry in franchise history and the longest since RB Justin Forsett in 2012 (81).

In 2021, Barrett tutored RB Rex Burkhead, who posted a career-high 613 all-purpose yards (427 rushing yards and 186 receiving yards) along with three touchdowns in his first season as a Texan. Burkhead led the Texans with a career-high 149 yards and two touchdowns on 22 carries (6.8 avg.) in a Week 16 win over the Los Angeles Chargers.

After acquiring RB David Johnson in the 2020 offseason, Barrett helped Johnson to a bounce-back season despite only appearing in 12 games on the season. Johnson eclipsed 1,000 yards from scrimmage for the fourth time in his career by rushing 147 times for 691 yards (4.7 avg.) and recording 33 receptions for 314 yards (9.5 avg.). He also tallied eight touchdowns on the season (6 rushing, 2 receiving).

When veteran RB Lamar Miller was injured late in the 2019 preseason, Houston acquired RB Carlos Hyde in a trade with the Kansas City Chiefs just nine days before the season opener. Under Barrett's tutelage, Hyde went on to have the most productive season of his career, posting 1,070 rushing yards and six touchdowns on 245 carries (4.4 avg.). His 1,000-yard season was the first of his career and made him the fifth Texans player to accomplish the feat in franchise history. RB Duke Johnson, who was also acquired in a preseason trade, complemented Hyde as a versatile backfield weapon, catching and running for 410 yards each and scoring five total touchdowns. The tandem of Hyde and Johnson carried a Texans team that went 10-6 on the season en route to a second consecutive AFC South crown and defeated the Buffalo Bills in the Wild Card Round.

In Barrett's first season with Houston in 2018, the Texans averaged 126.3 rushing yards per game, which ranked fourth in the AFC and eighth in the NFL. Houston recorded the fifth-most rushing yards in a season in team history (2,021) and recorded at least 150 rushing yards in four games, which tied for the fourth-most games with at least 150 rushing yards in a season in team history. Houston captured an AFC South title with an 11-5 record, marking the second-most wins in a season in franchise history and the first season with double-digit wins since 2012. Houston became the first team to start 0-3 and win a division title since 1992, after winning a franchise-record nine consecutive games in Weeks 4-13.

RB Lamar Miller (973), QB Deshaun Watson (551) and RB Alfred Blue (499) each recorded more than 450 rushing yards, marking the first time in team history that three players each had at least 450 rushing yards in the same season. The Texans were also the only team in the NFL to accomplish the feat in 2018. In Houston's 34-17 victory vs. Tennessee in Week 12, the Texans ran for the most rushing yards in a game in franchise history (281) and recorded the highest rushing average in a game in team history (8.3 yards per carry).

Miller was selected to his first Pro Bowl, finishing the 2018 campaign with 973 rushing yards on 210 carries (4.6 avg.) and 25 receptions for 163 yards (6.5 avg.) in 14 games (14 starts). He scored five rushing touchdowns and one receiving touchdown while compiling 1,136 total scrimmage yards. In Week 12 vs. Tennessee, Miller ran for 162 rushing yards on 12 carries (13.5 avg.) and scored on a 97-yard run in the second quarter, which marked the longest run in franchise history. Miller also rushed for 100-or-more yards in four games in 2018, which tied his single-season career high and tied for sixth-most in the NFL.

Barrett joined the Texans after two seasons (2016-17) as the running backs coach for the Miami Dolphins. Under Barrett's tutelage, RB



Kenyan Drake paced the Miami backfield with 644 rushing yards and three touchdowns in 2017, boasting a 4.8 yards per carry average, which ranked as the sixth-best in the league.

In his first season with the Dolphins in 2016, Barrett helped RB Jay Ajayi produce the biggest turnaround by any NFL running back from the 2015 season en route to Pro Bowl honors. Ajayi rushed for 1,272 yards in 2016, the third-most in a single season in Dolphins history and 1,085 more than the year prior, which was the biggest improvement by any NFL running back. Ajayi became one of just four NFL players ever to post three 200-yard games in the same season and holds three of the team's top six all-time single-game rushing marks. Ajayi also became just the fourth NFL player to rush for 200 yards in back-to-back games after he did so in Week 6 vs. Pittsburgh and Week 7 vs. Buffalo.

Prior to joining the NFL coaching ranks, Barrett spent five seasons (2011-15) at Central Florida, coaching the running backs from 2011-14, then coaching the quarterbacks and serving as the Knights interim head coach for the final four games in 2015.

In 2014, Barrett coached RB William Stanback to first-team All-American Athletic Conference (AAC) honors and helped UCF win the AAC for a second-consecutive season. Barrett mentored two All-AAC backs in 2013, as RB Storm Johnson rushed for 1,139 yards with 14 touchdowns to claim first-team all-conference honors and Stanback earned second-team honors after posting 443 rushing yards and six touchdowns. Johnson's performance was only the eighth time in school history a running back topped 1,000 yards on the ground in a single season. Johnson was selected in the seventh round (222nd overall) by the Jacksonville Jaguars in the 2014 NFL Draft.

The 2013 Knights won a school-record 12 games and went a perfect 8-0 in AAC play, winning the Fiesta Bowl for their first BCS bowl victory in program history. Barrett's bell-cow in 2012 was RB Latavius Murray, who earned All-Conference USA first-team honors with 1,106 rushing yards on the season. Murray was drafted by the Oakland Raiders in the sixth round (181st overall) of the 2013 NFL Draft and earned Pro Football Writers Association All-AFC honors in 2015 after he rushed for 1,066 yards. In Barrett's first season at UCF in 2011, the Knights rushed for 168.9 yards per game, the third-highest mark since the school joined the FBS in 1996.

Barrett spent the 2010 season as the quarterbacks coach at Bethune-Cookman, helping the Wildcats to a 10-2 record, a share of the Mid-Eastern Athletic Conference and a berth in the FCS playoffs.

In his first collegiate role as the assistant head coach and quarterbacks coach at the University at Buffalo from 2007-09, Barrett helped QB Drew Willy set several school records. Willy and Barrett worked together for two seasons and Willy left the program, holding school records for completions (849), attempts (1,322), passing yards (8,748), passing touchdowns (52), total offense (8,639) and completion percentage (64.2). During the final 20 games of his college career, Willy threw for 36 touchdowns and only six interceptions. Barrett also helped guide the Bulls to their first MAC championship in 2008 and the school's first bowl appearance, the International Bowl.

Barrett was the head coach and assistant general manager of the CFL's Saskatchewan Roughriders for seven seasons (2000-06). During his tenure, Barrett's teams advanced to the playoffs five consecutive years (2002-06) and reached the West Division final on three occasions.

Barrett began his coaching career in the CFL, serving as the Calgary Stampeders quarterbacks coach in 1997, where he served as the position coach for Stampeders QB Jeff Garcia, who went on to earn four Pro Bowl berths with the San Francisco 49ers and Tampa Bay Buccaneers. Barrett then joined the BC Lions as their assistant offensive coordinator/quarterbacks coach in 1998 and coached wide receivers for the Lions in 1999.

Barrett played quarterback for 14 years in the CFL, totaling 23,419 career passing yards for Calgary, the Toronto Argonauts, the BC Mascots and the Ottawa Rough Riders. He quarterbacked on two teams that played in the Grey Cup finals in 1987 (Toronto) and 1991 (Calgary).

A native of Boynton Beach, Fla., Barrett earned his bachelor's degree from the University of Cincinnati, where he earned honorable mention All-America honors at quarterback.

**Pro Bowl Players Coached (2):** RB Lamar Miller (2018), RB Jay Ajayi (2016)



BARRETT'S COACHING LEDGER	
<b>2018-23 Running Backs</b>	<b>Houston Texans</b>
2016-17 Running Backs	Miami Dolphins
2015 Interim Head Coach / Quarterbacks	Central Florida
2011-14 Running Backs	Central Florida
2010 Quarterbacks	Bethune-Cookman
2007-09 Assistant Head Coach/Quarterbacks	Buffalo
2000-06 Head Coach	Saskatchewan Roughriders
1999 Wide Receivers	BC Lions
1998 Assistant Offensive Coordinator/Quarterbacks	BC Lions
1997 Quarterbacks	Calgary Stampeders





# BEN BOLLING

## DEFENSIVE ASSISTANT

3RD SEASON WITH TEXANS / 3RD NFL SEASON



Ben Bolling enters his third season as a defensive assistant for the Houston Texans in 2023. Bolling initially joined the Texans after spending five seasons (2016-20) with his alma mater, Campbell University.

In 2022, Bolling helped the Texans defense post the fifth-best interception rate (3.07 percent) and allowed the 10th-best passing yards per game (209.3). The Texans defense was energized by the performances of rookie S Jalen Pitre, who led the team in both tackles (147) and interceptions (5), and LB Christian Harris, who finished with 74 tackles (46 solo) and became the fourth rookie linebacker in franchise history to record an interception. Seven of the team's 16 interceptions were recorded by a rookie, which tied for most in the NFL. Bolling also helped veteran players like DE Jerry Hughes and DE Ogbonnika Okoronkwo reach 9.0 and 5.0 sacks, respectively, in their first season with the Texans.

In his first season with Houston, Bolling helped guide a defense that forced 25 takeaways, which tied for 10th-most in the NFL and marked a 16-takeaway increase from the team's 2020 takeaway total (9). The Texans defense also intercepted 3.1 percent of opponent pass attempts, the fifth-highest rate in the NFL. Bolling helped oversee the development of LB Kamu Grugier-Hill, the team's leading tackler (106 total, 70 solo), who set the single-game franchise record with 19 tackles vs. Indianapolis, and DE Jonathan Greenard, who led the team in sacks (8.0) and was the third-highest rated second-year defensive player in the NFL by Pro Football Focus with a grade of 82.9.

Prior to arriving in Houston, Bolling served as the wide receivers coach/offensive recruiting coordinator at Campbell during the 2019 and 2020 seasons. Despite the Camels playing a shortened season in 2020, Bolling coached WR Jalen Kesley to a team-high 18 receptions for 221 yards (12.3 avg.) and one touchdown. In 2019, he guided one of the best and youngest wide receiver corps in Campbell's modern history, with sophomore Caleb Snead and freshman Kelsey combining for 1,091 yards and 13 touchdowns. The duo was named to Phil Steele's Big South all-conference teams, with Snead taking second-team honors and Kelsey claiming third-team accolades.

Prior to working with the offensive side of the ball, Bolling coached Campbell University's safeties from 2017-18. In 2018, Campbell led the FCS in fewest passing yards allowed, surrendering just 122.5 per game, and posted the seventh-best pass efficiency defense (103.27). The Camels also ranked 15th in red zone defense (72.4 percent), 25th in scoring defense (22.0 points per game) and 25th in total defense (335.4 yards per game).

In 2017, Campbell ranked among the nation's leaders in takeaways, posting a school record 19 interceptions. Bolling tutored DB Carlos Merritt, who was named first team All-Pioneer Football League (PFL) after tying Campbell's single-season record with six interceptions. Merritt headlined a group of 10 Camels that received All-Pioneer Football League recognition. In 2016, Bolling served as a defensive quality control coach and helped the unit allow only 193.1 passing yards per game on the season.

Bolling played four seasons as a wide receiver at Campbell University (2012-15) after redshirting his freshman year (2011). Bolling enjoyed a record-setting career, finishing as Campbell's all-time leader in receiving yards (1,329) and receptions (100) while also tying for the program lead in receiving touchdowns (8). He was a two-time CoSIDA Academic All-District 3 honoree, collecting accolades in 2013 and 2015, and made his third appearance on the Academic All-PFL team in 2015.

Bolling graduated from Campbell in 2015 with a degree in exercise and sports science. He is also a Certified Strength and Conditioning Specialist from the National Strength and Conditioning Association.

Prior to his collegiate career, Bolling was a four-year football letter winner at Knightdale (N.C.) High School. He was an all-conference selection as a junior and senior and is the school's all-time leader in passing yards (3,557), career touchdowns (40) and career total yards (5,191).

Bolling was born in Richmond, Va., and resides in Houston with his wife, Tayler, and their daughter, Kaja Rose.



## BOLLING'S COACHING LEDGER

<b>2021-23</b>	<b>Defensive Assistant</b>	<b>Houston Texans</b>
2019-20	Wide Receivers / Offensive Recruiting Coordinator	Campbell
2017-18	Safeties	Campbell
2016	Defensive Quality Control	Campbell



# WILL BURNHAM

## ASSISTANT SPECIAL TEAMS COORDINATOR



Will Burnham enters his first season as the assistant special teams coordinator for the Houston Texans and first season in the NFL in 2023. Burnham joins the Texans after spending two years at Kansas State, where he served as the special teams quality control coach.

In 2022, Burnham helped the Wildcats earn a Big 12 championship as K-State ranked in the top 20 nationally in kickoff return defense (12th; 16.79), net punting (13th; 41.86), punt returns (14th; 13.21) and kickoff returns (18th; 22.97), the first program to rank in the top 20 nationally in those four units in a single season since 2002 (LSU). Additionally, K-State set school records in net punting, 50-plus yard punts (22), punts inside the 20-yard line (27) and kickoff touchbacks (51).

Ty Zentner earned All-Big 12 Second Team honors as a punter after his 44.5-yard average ranked second in school history, 18th nationally and second in the Big 12, which was impressive considering Zentner also served as the primary kickoff man throughout the season and took over place kicking duties the second half of the year. His biggest kick of the season was a game-winner in overtime of the 2022 Big 12 Championship.

In the return game, Phillip Brooks also picked up All-Big 12 Second Team honors and earned votes for the Big 12 Special Teams Player of the Year award after finishing second in the conference with 168 punt-return yards and one touchdown. The Wildcats also recorded a touchdown against South Dakota after a Seth Porter blocked punt was picked up by Desmond Purnell and returned 17 yards for a score.

In his first season in Manhattan – one that resulted in a victory over LSU in the Texas Bowl – Burnham helped scheme special teams units that led the Big 12 and tied for second in the nation with three touchdowns, which included one on a blocked punt return and two on kickoff returns. The kickoff-return unit ranked ninth in the nation with a 27.2-yard average, and the bulk of the returns were by Malik Knowles, who finished fourth nationally with a 33.1-yard average, while his two kickoff-return touchdowns ranked second as he earned Second Team All-America (Phil Steele) and First Team All-Big 12 (coaches) honors.

On the kicking side, Burnham helped devise a punting unit that was spearheaded by Zentner, who tied for fifth in school history with a 43.7-yard average en route to All-Big 12 accolades. The Wildcats also led the Big 12 in net kickoff average (43.5).

Burnham came to Manhattan after spending two seasons as a Special Teams Graduate Assistant at Virginia Tech. While in Blacksburg, Burnham helped coordinate a collective unit that ranked in the top three of the ACC both seasons in special teams efficiency, including a No. 11 national ranking in 2019. The Hokies ranked in the top five nationally in six different categories in both 2019 and 2020, the former helping Virginia Tech earn a berth into the Belk Bowl.

Burnham went to Virginia Tech after spending one season as a defensive backs graduate assistant at Marshall as the Thundering Herd earned a 9-4 record and won the 2018 Gasparilla Bowl. Burnham spent the 2016 and 2017 season as the tight ends and fullbacks coach at UT Martin as the Skyhawks picked up three FCS Top 25 victories during his two seasons.

A native of Lithia, Florida, Burnham played running back at Florida State from 2012 to 2014, helping the Seminoles become three-time ACC Champions, win the 2012 Orange Bowl and the 2013 National Championship. He then spent the 2015 season as a student assistant coach working with the running backs and special teams as FSU earned a 10-3 record and a trip to the Peach Bowl.

Burnham graduated from Florida State with a degree in marketing in December 2014, while he earned his master's degree in sport management in 2016. Burnham is married to his wife, the former Kaylan Figueroa.



# JACQUES CESAIRE



## DEFENSIVE LINE

2ND SEASON WITH TEXANS / 4TH NFL SEASON

Jacques Cesaire enters his second season as defensive line coach for the Houston Texans in 2023. Cesaire joined the Texans after spending two seasons (2020-21) as the Buffalo Bills’ assistant defensive line coach. He enters his ninth year of coaching, including three in the NFL, and 12 years of overall NFL experience, including nine as a player.

In his first season with the Texans in 2022, Cesaire coached a defensive line that featured a mix of experienced veterans and young developing players. The defense recorded 11 multi-sack games during the season, with DE Jerry Hughes leading the team with 9.0 sacks, marking the third-most of his 13-year career and most he has had in a season since 2014. In Week 1 against the Indianapolis Colts, Hughes became just the third player in Texans history to record an interception, a forced fumble and a sack in the same game and the first player to do it all in the first half. Under Cesaire’s leadership, second year player DT Roy Lopez surpassed his rookie stats in tackles (36), solo tackles (20), tackles for loss (6) and passes defended (1), while recording his first career safety in Week 13 vs. Cleveland.

With the Bills in 2021, Cesaire helped coach a unit that led the NFL in both total defense (272.8 yards per game) and scoring defense (17.0 points per game). DL Greg Rousseau led all rookie defensive linemen with 50 tackles (42 solo) and one interception while tying for the lead in sacks (4.0) and forced fumbles (1). Rousseau also posted eight tackles for loss, tied for third-most among Bills rookies since the 1999 season. In Cesaire’s first season with Buffalo in 2020, the Bills ranked sixth in the NFL with an 80.5 pass rushing grade from Pro Football Focus.

Prior to his time in Buffalo, Cesaire spent five seasons (2015-19) as the defensive line coach at the University of San Diego. The Toreros won at least a share of the Pioneer Football League Championship in every season he spent with the team. Cesaire coached DL Jonathan Petersen from 2015-17, who set a Football Championship Subdivision record with 44.0 career sacks. As a senior in 2017, Petersen was named the PFL Defensive Player of the Year and earned first-team All-American honors from four major publications (AP, STATS, AFCA and Walter Camp) after recording 18.0 sacks, 25.5 tackles for loss and seven forced fumbles.

As a player, Cesaire spent nine seasons (2003-11) as a defensive end for the San Diego Chargers after entering the NFL as an undrafted free agent in 2003. He appeared in 125 games (66 starts) and totaled 275 tackles (157 solo), 12.5 sacks, 27 tackles for loss, three forced fumbles and one fumble recovery.

Cesaire played collegiately at Southern Connecticut State (1998-2002), finishing his career with 206 tackles, 54 tackles for loss, 21.0 sacks and four forced fumbles. As a senior in 2002, Cesaire was named the Northeast-10 Conference Defensive Lineman of the Year and earned All-American honors from the AFCA. Cesaire was inducted to the school’s Hall of Fame in 2019.

Born in Worcester, Mass., Cesaire earned a degree in liberal studies from Southern Connecticut State. Cesaire has a daughter, Viviana, and two sons, Desmond and Cassius.



### CESAIRE'S COACHING LEDGER

<b>2022-23 Defensive Line</b>	<b>Houston Texans</b>
2020-21 Assistant Defensive Line	Buffalo Bills
2015-19 Defensive Line	San Diego



# SHANE DAY

## SENIOR OFFENSIVE ASSISTANT

1ST SEASON WITH TEXANS / 15TH NFL SEASON



Shane Day, who enters his 15th season in the NFL, joins the Houston Texans as a senior offensive assistant in 2023 after spending the last two seasons (2021-22) serving as the passing game coordinator/quarterbacks coach for the Los Angeles Chargers.

In his role with the Chargers, Day was tasked with developing QB Justin Herbert, who was named to his first Pro Bowl as the AFC starter in his first season under Day. At the completion of the 2022 campaign, Herbert completed 1,316 career passes, which is the most in NFL history through a player's first three seasons. The Chargers offense finished the season ranked third in passing (269.6 yards per game) and completion percentage (68.2 percent) as well as ninth in total offense (359.3 yards per game). In addition, the unit converted 112-of-257 third down attempts (43.6 percent), the most third down conversions by any team in 2022.

Day helped coordinate the AFC's top-ranked passing attack in 2021, which averaged 282.4 net passing yards per game. The offensive unit set single-season team records for first downs (401), passing touchdowns (38) and fewest fumbles (10). The offensive unit also scored 181 fourth quarter points, the second-most in a season in NFL history. Herbert set numerous single-season franchise records in his second season, including completions (443), passing yards (5,014), passing touchdowns (38) and games with 300-plus passing yards (9). Herbert became the third-youngest player to throw for 5,000 yards in a single season (23 years, 305 days).

Day also coordinated a passing attack that saw RB Austin Ekeler, WR Keenan Allen and WR Mike Williams reach career highs. Ekeler joined Hall of Famer Marshall Faulk (2000-01) as the only running backs in the common draft era (since 1967) to post multiple seasons with eight-or-more receiving touchdowns. Allen was named to his fifth-straight Pro Bowl after hauling in a franchise-record 106 passes on the season. Additionally, Williams registered five go-ahead touchdowns in the fourth quarter or overtime, the most by any player in a single season in NFL history.

Prior to joining the Chargers, Day spent two seasons (2019-20) directing the quarterback room for the San Francisco 49ers. In 2019, Day coached QB Jimmy Garoppolo to being named the Sporting News Comeback Player of the Year after finishing top-five in the NFL among qualified passers in both touchdown passes (27) and completion percentage (69.1). Garoppolo led San Francisco that season to an NFC West title with a 13-3 record, representing the NFC in Super Bowl LIV. Garoppolo's 102.0 passer rating in 2019 was the best in a season by a 49ers quarterback in over 20 seasons (Hall of Famer Steve Young, 104.7 rating in 1997).

Day returned to the Bay Area after spending three seasons (2016-18) with the Miami Dolphins, coaching the team's tight end group. In his first season in South Florida, the team posted 10 wins, winning nine of the final 11 games. After losing Pro Bowler Jordan Cameron in Week 3, Day coached TE Dion Sims to finish the 2016 season with a career-high four touchdown catches.

Before his time with the Dolphins, Day served as an assistant offensive line coach for the Washington Commanders for two seasons (2014-15). Day helped coach OL Trent Williams to a pair of Pro Bowl nods and a second-team All-Pro selection following the 2015 season. During his tenure with Washington, Day worked with an offensive front that protected QB Kirk Cousins, who led the NFL with a 69.8 completion percentage in 2015.

Day coached quarterbacks at the University of Connecticut for two seasons (2012-13). After the team started 0-9 in 2013, Day took over offensive play-calling duties, leading the Huskies to average 33.7 points per game and a 3-0 record in the final three games of the season.

Day landed his first two NFL roles serving as the offensive quality control coach with the San Francisco 49ers for three seasons (2007-09) and as the quarterbacks coach for the Chicago Bears for two seasons (2010-11). When in Chicago, Day helped QB Jay Cutler lead the Bears to win the NFC North with an 11-5 record and advance to the NFC Championship in 2010. In 25 starts at quarterback under Day, Cutler led the Bears to a 17-8 record in the regular season. Cutler's .680 winning percentage as the starter was the third-best in the conference over that span among quarterbacks with at least 20 starts. In his first stint with the 49ers, Day mainly helped the running backs group in 2007 before focusing on the offensive line for the next two years.

Before breaking into the NFL ranks, Day served as an offensive quality control coach at the University of Michigan (2006), helping tutor eventual NFL quarterback Chad Henne. He previously entered the coaching ranks at the high school level, working as the wide receivers coach at Auburn Riverside High (Wash.) in 2001 before coaching quarterbacks (2002). He was later promoted to be offensive



coordinator/quarterbacks coach (2003-04).

Day was a two-sport athlete as an undergraduate at Rhodes College in Memphis, Tenn., playing football and baseball. The letter-winning wide receiver earned a degree in English from his hometown institution, Kansas State University, in 1999.

A Manhattan, N.Y., native, Day and his wife, Christie, have a daughter, Vivienne.

**Pro-Bowl Players Coached (2):** QB Justin Herbert (2021), WR Keenan Allen (2021) T Trent Williams (2014-15)

## DAY'S COACHING LEDGER

2023 Senior Offensive Assistant		Houston Texans
2021-22	Passing Game Coordinator/Quarterbacks	Los Angeles Chargers
2019-20	Quarterbacks	San Francisco 49ers
2016-18	Tight Ends	Miami Dolphins
2014-15	Assistant Offensive Line	Washington Commanders
2012-13	Quarterbacks	Connecticut
2010-11	Quarterbacks	Chicago Bears
2007-09	Offensive Quality Control	San Francisco 49ers
2006	Offensive Quality Control	Michigan
2003-04	Offensive Coordinator/Quarterbacks	Auburn Riverside HS (Wash.)
2002	Quarterbacks	Auburn Riverside HS (Wash.)
2001	Wide Receivers	Auburn Riverside HS (Wash.)



# JARROD JAMES

OFFENSIVE ASSISTANT  
2ND SEASON WITH TEXANS / 2ND NFL SEASON



Jarrod James enters his second season as an offensive assistant with the Houston Texans in 2023. He arrived in Houston with seven years of coaching experience, most recently serving as the assistant offensive line coach at Michigan State in 2021.

In 2022, James helped coach an offensive line that blocked for breakout rookie RB Dameon Pierce, who finished the season ranked third all-time among Texans rookie rushers in rushing yards, while also recording the third-best single-game rookie rushing performance with 139 yards in Week 9 against the Eagles. T Laremy Tunsil earned his third Pro Bowl selection, finishing the season with the top pass blocking grade (91.7) among all NFL linemen, according to Pro Football Focus, and allowed just 1.0 sack.

While coaching for Michigan State during the 2021 season, James helped mentor an offensive line that blocked for unanimous first-team All-American RB Kenneth Walker III, who was awarded Walter Camp National Player of the Year and the Doak Walker Award after ranking second in the FBS with 1,636 rushing yards (136.3 yards per game). The Spartan offense averaged 31.8 points per game, which ranked third in the Big Ten Conference, after averaging only 18.0 points per game in the previous season. OL J.D. Duplain received second-team All-Big Ten honors (coaches, media), while C Matt Allen (coaches, media), OL AJ Arcuri (media), OL Blake Bueter (media), OL Jarrett Horst (coaches, media) and OL Kevin Jarvis (coaches, media) were all named honorable mention All-Big Ten.

With James as their tight ends coach in 2020, the XFL's Los Angeles Wildcats ranked second in the league in scoring offense (25.8 points per game), passing offense (250.0 yards per game) and yards per play (5.3). James arrived in Los Angeles after five seasons coaching in the collegiate ranks, including stops at Arkansas State (2018) and at his alma mater, North Carolina (2014-17).

James gained his first NFL coaching experience as a Bill Walsh Diversity Coaching Fellowship intern for the Kansas City Chiefs (2017-18), Minnesota Vikings (2018) and Houston Texans (2022). He also served as a scouting intern for the Vikings in the summer of 2016.

James received his bachelor's degree in 2015 from North Carolina, where he double majored in exercise & sport science and communications and minored in Spanish. He later earned a master's degree from the school in sport administration in 2018. He played center for the Tar Heels from 2011-13 before serving as an undergraduate student assistant coach during the 2014-15 seasons.

A native of Goldsboro, N.C., James lives in the Houston area. Outside of football, James has also worked in public policy, serving as a legislative research assistant for the North Carolina General Assembly from April 2019 to February 2020. Name is pronounced juh-ROD.

**Pro Bowl Players Coached (1):** T Laremy Tunsil (2022)

**All-Pro Players Coached (1):** T Laremy Tunsil (2022)

## JAMES' COACHING LEDGER

<b>2022-23 Offensive Assistant</b>	<b>Houston Texans</b>
2021 Assistant Offensive Line	Michigan State
2020 Tight Ends	Los Angeles Wildcats (XFL)
2018 Offensive Assistant	Arkansas State
2016-17 Offensive Graduate Assistant	North Carolina
2014-15 Undergraduate Student Assistant	North Carolina



# JERROD JOHNSON

## QUARTERBACKS

1ST SEASON WITH TEXANS / 4TH NFL SEASON



Jerrod Johnson, who enters his fourth season coaching in the NFL, joins the Texans as the quarterbacks coach in 2023 after one season with the Minnesota Vikings as the assistant quarterbacks coach.

In 2022, Johnson helped coach a team that finished the season with a 13-4 record and won the NFC North by four games. Johnson guided QB Kirk Cousins to the fourth-most passing yards (4,547), fourth-most completions (424) and fifth-most passing touchdowns (29) in the NFL. Cousins became the fifth player in NFL history and the first in franchise history to complete eight consecutive seasons with at least 25 passing touchdowns. The Vikings' passing attack helped WR Justin Jefferson earn NFL Offensive Player of the Year, first-team All-Pro and Pro Bowl honors after he led the league in receptions (128) and receiving yards (1,809).

Prior to joining the Vikings, Johnson spent three seasons (2019-21) with the Indianapolis Colts. In 2019, he served in the Bill Walsh Diversity Coaching Fellowship and spent 2020-21 as an offensive quality control coach. From 2015-18, Johnson served on the coaching staff at St. Thomas High School in Houston, Texas, where he was the assistant head coach/offensive coordinator for his final two seasons. Johnson, who played in the East-West Shrine Bowl in 2011, coached in the same bowl in February 2022.

In 2017, he participated in the Bill Walsh Diversity Coaching Fellowship with the San Francisco 49ers during training camp, where he crossed paths with Texans Head Coach DeMeco Ryans, who was a defensive quality control coach with the 49ers at the time.

Johnson's NFL playing career began after going undrafted in the 2011 NFL Draft, included time with Dallas, Baltimore, Chicago, Seattle, Pittsburgh and Philadelphia. He also spent time with the Montreal Alouettes of the CFL and the Sacramento Mountain Lions of the UFL, where he was the No. 1 overall selection of the 2011 UFL Draft.

The Humble, Texas, native played in 37 career games at Texas A&M (2006-10) and completed 650-of-1,109 passes for 8,011 yards and 67 touchdowns. Johnson was the program's all-time leader in attempts, completions, passing yards and passing touchdowns until QB Kellen Mond broke each of those records from 2017-20.

Johnson, who was Second-Team All-Big 12 in 2009, was teammates with Bills OLB Von Miller and Titans QB Ryan Tannehill when at Texas A&M, where Tannehill was one of his top receiving targets before he transitioned to quarterback. During his redshirt 2006 season with the football team, Johnson also played on the basketball team for the 2006-07 season, appearing in three games.

After attending Humble High School, Johnson was a three-star recruit as an athlete in the class of 2006. His older brother, Marquis, is the Vikings assistant strength and conditioning coach. His late father, Larry Johnson, was a coach and principal at Humble High School. Johnson is married to his wife, Braidee and have one daughter, Jersie. Name is pronounced juh-ROD.

**Pro Bowl Players Coached (5):** QB Kirk Cousins (2022), RB Jonathan Taylor (2021), OL Ryan Kelly (2020-21), OL Quenton Nelson (2020-21)

**All-Pro Players Coached (1):** RB Jonathan Taylor (2021)

### JOHNSON'S COACHING LEDGER

2023	Quarterbacks	Houston Texans
2022	Assistant Quarterbacks	Minnesota Vikings
2020-21	Offensive Quality Control	Indianapolis Colts
2019	Bill Walsh Coaching Fellowship	Indianapolis Colts
2017-18	Assistant Head Coach/Offensive Coordinator	St. Thomas HS
2017	Bill Walsh Coaching Fellowship	San Francisco 49ers
2015-16	Assistant Coach	St. Thomas HS





# CHRIS KIFFIN

## LINEBACKERS

### 1ST SEASON WITH TEXANS / 7TH NFL SEASON



Chris Kiffin enters his 19th year of coaching (seventh in the NFL) and joins the Houston Texans as the linebackers coach after spending the last three seasons (2020-22) as the defensive line coach for the Cleveland Browns.

Prior to joining the Browns staff, Kiffin served as the pass rush specialist for the San Francisco 49ers (2018-19), where he coached alongside former 49ers defensive coordinator and current Houston Texans Head Coach DeMeco Ryans.

During his time with the Browns, Kiffin worked closely with DE Myles Garrett, who earned three Pro Bowl selections in three seasons with Kiffin as his defensive line coach (2020-22). Garrett finished the 2022 season tied for the second-most sacks in the NFL (16.0) and had the highest pass rush grade (93.5) among all defensive players according to Pro Football Focus. He also broke the franchise career-sack record by posting 74.5 sacks in 84 career regular season games with the Browns. Kiffin's unit posted 21 passes defended in 2022, which tied for the most passes defended by a defensive line in the NFL.

In 2021, the Browns defense ranked fifth in total yards per game (311.5) and second in total yards per play (5.02) under Kiffin's leadership. The unit totaled 43.0 sacks on the season, 16.0 of which were recorded by Garrett, setting a new franchise single-season sack record. In his first season with the Browns (2020), Kiffin helped Garrett and DL Olivier Vernon become one-of-four pairs of teammates to each post at least 9.0 sacks. Kiffin's unit finished ninth in total run defense (110.8 yards per game) after finishing 30th the previous season (144.7 yards per game).

Prior to joining the Browns, Kiffin served as the San Francisco 49ers pass rush specialist for two seasons (2018-19) where he helped develop 2019 NFL Defensive Rookie of the Year DE Nick Bosa. As a rookie, Bosa posted 9.0 sacks, which ranked as the fourth-most sacks by a rookie in franchise history, and 25 quarterback hits, which was the most among rookies in the league that season. In his first season with the 49ers (2018), Kiffin helped DL DeForest Buckner record a career-high 12.0 sacks en route to his first career Pro Bowl selection.

Before joining the NFL coaching ranks, Kiffin coached at the collegiate level for 13 seasons. He was named a finalist for the Broyles Award and recognized as college football's top assistant coach in 2017 while serving as the co-defensive coordinator/linebackers coach for Florida Atlantic University. Kiffin helped the Owls defense rank second in the nation with 20 interceptions and guided future NFL LB Azeem Al-Shaair to a Conference USA-high 147 tackles on the season.

Kiffin's collegiate coaching stint also included serving as the defensive line/defensive recruiting coordinator for Mississippi (2012-16), defensive line assistant for Arkansas State (2011), defensive administrative assistant for Southern California (2010), offensive quality control coach for Nebraska (2008-09), graduate assistant for Mississippi (2007) and coaching assistant for Idaho (2005-06). During this time, Kiffin coached many future NFL players, including Mississippi's DL Robert Nkemdiche and DL Marquis Haynes, as well as Arkansas State's 2011 Sun Belt Defensive Player of the Year DL Brandon Joiner.

His first NFL experience came as the quality control intern with the Tampa Bay Buccaneers (2006) where he worked with the defensive line during offseason OTAs and minicamp.

Kiffin played four seasons (2000-04) at defensive tackle for Colorado State University and earned his bachelor's degree from the school in 2005. His father, Monte, coached 24 seasons in the NFL while his older brother, Lane, is the head football coach at Ole Miss.

The Tampa, Fla., native and his wife, Angela, have three daughters, Grace, Taylor and Bella, and one son, Christian.

**Pro Bowl Players Coached (3):** DE Myles Garrett (2020-22), DE Nick Bosa (2019), DT DeForest Buckner (2018)

**All-Pro Players Coached (2):** DE Myles Garrett (2020-22), DT DeForest Buckner (2019)



**KIFFIN'S COACHING LEDGER**

<b>2023</b>	<b>Linebackers</b>	<b>Houston Texans</b>
2020-22	Defensive Line	Cleveland Browns
2018-19	Pass Rush Specialist	San Francisco 49ers
2017	Co-Defensive Coordinator/Linebackers	Florida Atlantic
2012-16	Defensive Line/Defensive Recruiting Coordinator	Mississippi
2011	Defensive Line	Arkansas State
2010	Defensive Administrative Assistant	Southern California
2008-09	Offensive Quality Control	Nebraska
2007	Graduate Assistant	Mississippi
2006	Offseason Quality Control Intern	Tampa Bay Buccaneers
2005-06	Coaching Assistant	Idaho



# BILL LAZOR

SENIOR OFFENSIVE ASSISTANT  
1ST SEASON WITH TEXANS / 16TH NFL SEASON



Bill Lazor joins the Houston Texans as a senior offensive assistant in 2023. Lazor owns 15 years of NFL experience, primarily coaching quarterbacks. He has served as an NFL offensive coordinator with the Miami Dolphins (2014-15), Cincinnati Bengals (2017-18) and Chicago Bears (2020-21).

During his time as the Bears offensive coordinator in 2021, Lazor oversaw QB Justin Fields' first season in the NFL, where he made 10 starts during his rookie season. WR Darnell Mooney played a major role in the Bears offense, finishing the season with a team-high 1,055 receiving yards and four touchdowns. Mooney set the Bears' franchise record for the most catches by a receiver in their first two seasons (142). Lazor also guided second-year TE Cole Kmet to 60 receptions and 612 receiving yards, both of which are still career-highs. The run game also featured RB David Montgomery, who tallied 1,000-plus scrimmage yards for the second consecutive season, finishing with 849 rushing yards and 301 receiving yards.

In 2020, his first year in Chicago, Lazor took over play-calling duties during the second-half of the season and helped Chicago's offense find its rhythm, helping lead the team to a Wild Card playoff berth. Over the final six games of the regular season, the Bears averaged 30.2 points per game, including a four-game stretch with 30-plus points for the first time since 1965. Montgomery tied for fifth in the NFL and ranked third in the NFC with 1,070 rushing yards and eight touchdowns, while QB Mitchell Trubisky had a strong finish to the season, completing 73.9 percent of his passes for 1,253 yards, seven touchdowns and three interceptions with a combined rating of 101.9.

Prior to Chicago, Lazor served as the offensive coordinator for the Cincinnati Bengals from 2017-18 and as the quarterbacks coach in 2016. The 2018 Bengals offense finished third in the NFL in red zone scoring at 71.1 percent, while RB Joe Mixon and WR Tyler Boyd each produced seasons with 1,000-yards. In 2017, Lazor took over play calling duties after Week 2 and guided WR A.J. Green to a 1,000-yard season en route to his seventh Pro Bowl appearance. In 2016, QB Andy Dalton passed for 4,206 yards, the second-most in franchise history, and his eight interceptions were the fewest in Bengals history. Dalton finished the season with a trip to his third Pro Bowl.

Lazor spent two seasons as the offensive coordinator with the Miami Dolphins from 2014-15, assisting in the development of QB Ryan Tannehill, who passed for 4,045 yards. Tannehill's 27 passing touchdowns were the most by a Dolphins quarterback since Dan Marino had 30 in 1994. The Dolphins averaged 24.3 points per game and 350.1 yards per game, which was the franchise's most in both categories since 1995. In 2015, Lazor contributed to the breakout season of second-year WR Jarvis Landry, who finished fourth in the NFL with 110 catches.

Lazor spent one season as the Philadelphia Eagles quarterbacks coach in 2013, working under Chip Kelly and developing QB Nick Foles, who emerged to win the NFL passing title (119.2 rating). Foles passed for 27 touchdowns and led the NFL in yards per pass attempt (9.1) and touchdown percentage (8.5).

Prior to his season with the Eagles, Lazor had a three-year stretch serving as offensive coordinator and quarterbacks coach at the University of Virginia from 2010-12. Under his direction, the Cavaliers offense had a historic turnaround, finishing third in the ACC in total offense in 2010 after ranking last in 2009. The offense continued to improve the following year in 2011, averaging 399.8 yards per game while leading Virginia to their first bowl appearance in four years.

Lazor's spent one season with the Atlanta Falcons in 2003 as an offensive quality control coach and then became an offensive assistant (2004-05) under Hall of Fame coach Joe Gibbs. He was later promoted to quarterbacks coach (2006-07) with Washington. The Seattle Seahawks then hired Lazor as their quarterbacks coach from 2008-09 where he worked under Super Bowl winning coach Mike Holmgren.

A Scranton, Pa., native, Lazor was a three-year starting quarterback at Cornell University. He was an All-Ivy League selection, a team captain and was named the team's Most Valuable Player as a senior in 1993. Lazor spent seven seasons as an assistant coach at Cornell from 1994-2000 before serving as the offensive coordinator at the University of Buffalo from 2001-02.

Bill and his wife Nicole have a son, Nolan, and two daughters, Marin and Charlotte.



**Pro Bowl Players Coached (5):** WR AJ Green (2017), QB Andy Dalton (2016), WR Jarvis Landry (2015), C Mike Pouncey (2014), QB Nick Foles (2013)

**All-Pros Players Coached (2):** WR Allen Robinson (2020), OL Jon Jansen (2007)

## LAZOR'S COACHING LEDGER

Year	Position	Team
2023	Senior Offensive Assistant	Houston Texans
2020-21	Offensive Coordinator	Chicago Bears
2017-18	Offensive Coordinator	Cincinnati Bengals
2016	Quarterbacks	Cincinnati Bengals
2014-15	Offensive Coordinator	Miami Dolphins
2013	Quarterbacks	Philadelphia Eagles
2010-12	Offensive Coordinator/Quarterbacks	Virginia
2008-09	Quarterbacks	Seattle Seahawks
2006-07	Quarterbacks	Washington Commanders
2004-05	Offensive Assistant	Washington Commanders
2003	Offensive Quality Control	Atlanta Falcons
2001-02	Offensive Coordinator/Quarterbacks	Buffalo
1994-2000	Assistant	Cornell



# BEN MCDANIELS



WIDE RECEIVERS / OFFENSIVE PASSING  
GAME COORDINATOR

3RD SEASON WITH TEXANS / 8TH NFL SEASON

Ben McDaniels enters his third year with the Texans, working as the wide receivers coach/offensive passing game coordinator in 2023. Owing 20 years of coaching experience, including nine years in the NFL, McDaniels joined the Texans after three seasons (2018-20) at the University of Michigan as the quarterbacks coach (2019-20) and an offensive analyst (2018).

During the 2022 season, McDaniels oversaw the production of WR Brandin Cooks, who tallied 57 receptions for 699 receiving yards and three touchdowns. With Cooks surpassing 500 receiving yards on the year, he joined WR DeAndre Hopkins, WR Mike Evans, TE Travis Kelce and WR Robert Woods as the five players to record over 500 receiving yards in nine straight seasons. Under the guidance of McDaniels, WR Chris Moore posted career highs in receptions (48) and receiving yards (548), tallying 321 more yards than he did last season, which was good for the 18th-best yard differential in the NFL. WR Nico Collins also boasted career highs in 2022, catching 37 passes for 481 yards and two scores.

In 2021, McDaniels served as assistant wide receivers/offensive assistant. He helped mentor Cooks, who led the Texans in receptions (90), receiving yards (1,037) and receiving touchdowns (6) while finishing third in the NFL with 459 receiving yards on third down. The eighth-year veteran posted his sixth career season of 1,000-plus receiving yards, becoming the third player in Texans history to reach the mark in consecutive seasons. McDaniels also worked with rookie Collins, whose 13.5 yards per reception average ranked third in the NFL among rookie wide receivers (minimum 30 receptions).

As the quarterbacks coach at Michigan in 2020 under Head Coach Jim Harbaugh, McDaniels worked with first-year starters Joe Milton and Cade McNamara. The Wolverines only played six games, but averaged 250.3 passing yards per game. The two quarterbacks combined to only throw four interceptions on the season, which was the lowest in the Big Ten conference. Milton went on to achieve single-game career-highs in passing yards (344) and touchdowns (3) at Indiana (11/2).

Under McDaniels, QB Shea Patterson threw for the second-highest single-season passing total in Michigan history (3,061 yards) in 2019. Patterson finished as the school's all-time leader in passing yards per game (217.7), second in lowest interception percentage (2.12), tied for second in 200-yard passing games (9), and fifth in efficiency rating (143.1). He threw 22 touchdowns in 2019 and set the single-game record with five at Indiana (11/23).

Michigan's passing attack helped the Wolverines average 35.7 points over the final six games of 2019. Patterson's 1,055 passing yards over a three-game stretch marked the most by any quarterback in program history and his 384 yards against Michigan State (11/16) was the third-highest single-game total in Michigan history.

McDaniels came to Ann Arbor after two years (2016-17) as an offensive assistant under coach John Fox with the Chicago Bears. There, he worked with the wide receivers in 2016 and helped mentor the tight ends in 2017. In 2016, WR Cameron Meredith set career highs in receiving yards (888), receptions (66) and receiving touchdowns (four) in just his second NFL season.

Prior to his time in Chicago, McDaniels coached at Rutgers University for two seasons as offensive coordinator / quarterbacks coach (2015) and wide receivers coach (2014) under Head Coach Kyle Flood. McDaniels helped WR Leonte Caroo finish as Rutgers' career leader in receiving touchdowns (29), second in 100-yard receiving games (12) and third in receiving yards (2,373). He also set the program record with 10 touchdown catches in both 2014 and 2015.

McDaniels spent the 2012-13 seasons with the Tampa Bay Buccaneers as an offensive assistant under Greg Schiano, working with Pro Bowlers WR Vincent Jackson and RB Doug Martin in 2012. Jackson and Martin helped set franchise records in passing yards (3,983), total yards (5,820) and points scored (389). The following season QB Mike Glennon set rookie franchise records for passing yards (2,608) and touchdowns (19).

McDaniels was with the Denver Broncos as an offensive assistant (2009) and quarterbacks coach (2010) the prior two seasons where he helped direct the NFL's seventh-best passing offense (252.4 yards per game) in 2010. During that season, QBs Kyle Orton and Tim Tebow combined for 4,307 passing yards and 25 touchdowns, with six rushing scores added from Tebow.

Returning to Ohio, McDaniels coached quarterbacks at his alma mater, Canton McKinley, for two seasons (2006-07) and worked at Jackson High School during the fall 2008 before landing his first NFL position.



He was a two-year graduate assistant at the University of Minnesota (2004-05) under Head Coach Glen Mason, coaching wide receivers (2004) and defensive backs (2005), while earning his master’s degree in sport management.

McDaniels rose in the high school ranks, beginning his career in 2003 as the wide receivers coach at Warren G. Harding High School. McDaniels worked with his father, Thom McDaniels, who was the 1997 USA Today National Coach of the Year and is a member of the Ohio High School Football Coaches Hall of Fame.

A native of Canton, Ohio, McDaniels led Canton McKinley to a 37-3 record and two state championships in his three years as a starting quarterback. He went on to play quarterback at Kent State from 1999-2001, earning his bachelor’s degree in sport management.

McDaniels and his wife, Kyle, reside in Missouri City, Texas, with their daughters, Kinley and Meadow, and son, Brooks.



MCDANIELS' COACHING LEDGER		
<b>2022-23</b>	<b>Wide Receivers / Offensive Passing Game Coordinator</b>	<b>Houston Texans</b>
<b>2021</b>	<b>Assistant Wide Receivers / Offensive Assistant</b>	<b>Houston Texans</b>
2019-20	Quarterbacks	Michigan
2018	Offensive Analyst	Michigan
2016-17	Offensive Assistant	Chicago Bears
2015	Offensive Coordinator / Quarterbacks	Rutgers
2014	Wide Receivers	Rutgers
2012-13	Offensive Assistant	Tampa Bay Buccaneers
2010	Quarterbacks	Denver Broncos
2009	Offensive Assistant	Denver Broncos
2008	Assistant Coach	Jackson High School
2006-07	Quarterbacks	Canton McKinley High School
2004-05	Graduate Assistant	Minnesota
2003	Assistant Coach	Warren G. Harding High School



# DENARIUS MCGHEE



## OFFENSIVE ASSISTANT

4TH SEASON WITH TEXANS / 4TH NFL SEASON

DeNarius McGhee enters his fourth season as an offensive assistant with the Houston Texans in 2023. McGhee owns nine years of coaching experience, including six at the collegiate level, following a decorated playing career at Montana State.

In McGhee's third season with the Texans he helped T Laremy Tunsil earn his third Pro Bowl selection, finish with the top pass blocking grade (91.7) among all NFL linemen according to Pro Football Focus, and allow just 1.0 sack. WR Brandin Cooks tallied his 600th career reception and recorded his ninth consecutive season with 500-plus receiving yards, making him one-of-five receivers to accomplish that feat since he entered the league in 2014. Seventh-year WR Chris Moore had a career-season, hauling in two touchdowns and recording highs in receptions (48), yards (548) and single-game receiving yards (124, Week 14 at Dallas). Fifth-year TE Jordan Akins finished the season averaging a career-high 13.38 yards per reception on 37 catches, ranking as the best among all NFL tight ends.

Despite only playing 13 games due to injury, newcomer rookie RB Dameon Pierce tallied the third-most rushing yards (1,050), third-most scrimmage yards (1,104), most rushing yards per game (72.2), most scrimmage yards per game (84.9), most yards after contact (38.9), most broken tackles (35) and the highest elusive ratings (98.5) among all NFL rookies in 2022. Pierce finished the season ranked third in Texans rookie rushing yards and the third-best rookie rushing performance with 139 yards in Week 9 against the Eagles.

In 2021, McGhee helped mentor QB Davis Mills, who completed 263-of-394 passes to record the third-best completion percentage (66.8) by a rookie in NFL history. Mills recorded three games with a passer rating of 125.0 or higher, tied for second-most by a rookie quarterback since the 1970 AFL-NFL merger, and became the first rookie in NFL history to finish a game with 300-plus passing yards, three-plus passing touchdowns and a passer rating of 140.0 or higher against New England in Week 5 (10/10). Mills also led all NFL quarterbacks with a 116.8 passer rating in the red zone for the 2021 season.

In 2020, McGhee helped coach one of the most explosive offenses in the league as the Texans led the NFL in yards per play (6.38), yards per reception (12.6) and 20-plus yard receptions (70). The unit also notched the fourth-most net passing yards per game (283.6) and finished tied for eighth in passing touchdowns (33) in the NFL. The Texans set a franchise record with 12 different players recording at least one touchdown reception on the season, which was only one shy of the NFL record.

McGhee came to Houston after three seasons (2017-19) on staff at his alma mater, Montana State. He coached quarterbacks in 2017 and running backs from 2018-19, capped off by an 11-win campaign in 2019 that marked the Bobcats' first season with double-digit wins since McGhee quarterbacked the team in 2012. McGhee also served as a recruiting coordinator in his final season with the program.

McGhee spent two seasons (2015-16) as a graduate assistant at North Carolina State after beginning his coaching career as a quality control coach at Florida Atlantic in 2014.

A four-year starter at Montana State, McGhee stands as the school's all-time winningest quarterback, holds program records in career passing yards (11,203) and touchdowns (79) and remains the only player in program history to win Big Sky MVP twice (2010 and 2012). He led the Bobcats to conference championships in 2010, 2011 and 2012 and garnered all-American recognition as a freshman (2010) and junior (2012).

A native of Euless, Texas, McGhee graduated from Montana State with a bachelor's degree in business management and marketing. He and his wife, Alethia, reside in Houston with their son, Xzavier, and daughter, Grace.

**Pro Bowl Players Coached (2):** T Laremy Tunsil (2020, 2022), QB Deshaun Watson (2020)



## MCGHEE'S COACHING LEDGER

<b>2020-23</b>	<b>Offensive Assistant</b>	<b>Houston Texans</b>
2018-19	Running Backs/Recruiting Coordinator	Montana State
2017	Quarterbacks	Montana State
2015-16	Graduate Assistant	North Carolina State
2014	Quality Control	Florida Atlantic





**RYAN  
MILUS**

**DEFENSIVE ASSISTANT**  
**1ST SEASON WITH TEXANS**



Ryan Milus joins the Houston Texans as a defensive assistant in 2023 with three seasons of NFL experience (2019-21) and two seasons at the collegiate level (2017-18).

Milus most recently served as the defensive quality control coach for the Las Vegas Raiders in 2021. Milus guided a defensive unit that ranked ninth in total yards per play (5.20 yards), 10th in rushing yards per play (4.21 yards), sixth in passing yards per play (6.25 yards) and sixth in total yards per game among AFC teams (337.2 yards). The unit was led by third-year DE Maxx Crosby, who earned his first Pro Bowl selection and posted 56 tackles (36 solo), 8.0 sacks and seven passes defended in 2021. His three multi-sack games were tied for second-most in the AFC this season.

In his first NFL coaching role, Milus spent two seasons with the Los Angeles Chargers, first as an intern in the Alex G. Spanos Coaching Fellowship (2019) and then as a defensive quality control coach (2020). In his first year, Milus assisted with practice drills, primarily for the linebackers, while helping Colts defensive coordinator Gus Bradley with team presentations and film breakdown of upcoming opponents. He worked with the team’s defensive backs in 2019, helping his father and Colts defensive backs coach, Ron Milus.

Before joining the NFL coaching ranks, Milus landed his first coaching role as a graduate assistant/cornerbacks coach with Weber State University for two seasons (2017-18). Milus helped the Wildcats claim back-to-back Big Sky Championships, advance to the FCS Quarterfinals in both seasons and rank as high as third in the nation in 2018, the highest ranking in school history. In his last season with Webster State, he guided CB Keilan Benjamin to earn first-team All-Big Sky honors, while CB Parker Preator earned third-team honors.

In his first season with the Wildcats (2017), Milus was a graduate assistant who coached the cornerbacks while pursuing a graduate degree in criminal justice. The Wildcats finished in the top 10 in the country in interceptions, turnovers gained and red zone defense. The defensive unit led the Big Sky Conference in total defense, scoring defense, rushing defense, interceptions, pass efficiency defense and red zone defense. Milus coached DB Taron Johnson to a consensus All-American selection and Big Sky Defensive MVP on his way to being drafted in the fourth round (121st overall) by the Buffalo Bills in the 2018 NFL Draft.

Milus began his coaching career at his alma mater, Hamilton High School, where he coached the secondary in 2016.

A Tacoma, Wash., native, Milus attended Arizona State University and was a three-time All-American sprinter, finishing second in the NCAA Championships in the 60 meters. He graduated in 2014 with a degree in business tourism. Following graduation, he competed professionally in track and field and made the finals of the U.S. Indoor Championships.

His father, Ron Milus, enters his 23rd season as an NFL coach and currently serves as the defensive backs coach for the Indianapolis Colts. Last name is pronounced (My-Lus).

**MILUS' COACHING LEDGER**

<b>2023</b>	<b>Defensive Assistant</b>	<b>Houston Texans</b>
2021	Defensive Quality Control	Las Vegas Raiders
2020	Defensive Quality Control	Los Angeles Chargers
2017-18	Graduate Assistant/Cornerbacks	Webster State
2016	Secondary	Hamilton HS



# JAKE MORELAND

TIGHT ENDS

1ST SEASON WITH TEXANS / 3RD NFL SEASON



Jake Moreland joins the Houston Texans as the team’s tight ends coach in 2023, entering his first year with the club after spending the 2022 season with the Denver Broncos in a similar role. Moreland owns 20 years of coaching experience, which includes 18 at the collegiate level.

With the Broncos, Moreland helped rookie TE Greg Dulcich record 33 receptions, 411 receiving yards and two touchdowns in just 10 games. Dulcich’s 411 receiving yards ranked as the second-most by a rookie tight end in team history only trailing TE Noah Fant’s 562 receiving yards in 2019. Additionally, Dulcich joins TE Jordan Reed (2013) as the only two rookie tight ends in recent history to record over 400 receiving yards in 10-or-less total games played during their rookie season.

Prior to working with the Broncos, Moreland spent the 2021 season with the New York Jets, serving as the assistant offensive line coach. Moreland helped OL Alijah Vera-Tucker to Pro Football Writers of America All-Rookie Team honors after the Jets selected him with their first-round pick (16th overall). Vera-Tucker started all 16 games at left guard during his rookie season and played the most snaps (1,026) among the Jets’ offensive linemen in 2021.

Before breaking into the NFL with the New York Jets, Moreland spent 18 years coaching in the collegiate ranks, spending time at Western Michigan (2005-11, 2017-20), the Air Force Academy (2012-14, 2016) and Syracuse University (2015), while also coaching at non-FBS programs such as St. Joseph’s College (2004) and Elmhurst College (2003).

Moreland had two stints at his alma mater of Western Michigan, coaching the tight ends and working his way up to offensive coordinator. Moreland coached three players to national semifinalist awards during his second stint – RB LeVante Bellamy (Doak Walker Award), TE Giovanni Ricci (John Mackey Award) and OL Chukwuma Okorafor (Outland Trophy).

Prior to returning to Western Michigan, Moreland oversaw the development of several key contributors during 10-win seasons in 2014 and 2016 at Air Force and Syracuse, which included victories at the Famous Idaho Potato Bowl and the Arizona Bowl. Players he developed include Garrett Griffin, who went on to sign with the New Orleans Saints and has most recently played for the Detroit Lions.

During his first tenure at Western Michigan, Moreland helped develop TE Tony Scheffler, who finished fourth in Mackey Award voting and a first-team All-MAC offense honoree, tallying 670 receiving yards and nine touchdowns. Scheffler then went on to be selected in the second round (61st overall) in the 2006 NFL Draft by the Denver Broncos.

Moreland began his coaching career after playing a combined six years at the collegiate level (1996-99) and NFL (2000-01). During his time at Western Michigan, Moreland caught more passes (143) than any other tight end in school history and tied for second in touchdowns (13) among tight ends. In 1999, he earned All-MAC Second Team honors and earned the team’s MVP award.

Moreland graduated from Western Michigan with a bachelor’s degree in business administration and marketing.

A Milwaukee, Wis., native, Moreland and his wife, Anne, have three daughters, Courtney, Grace and Emma.

## MORELAND'S COACHING LEDGER

2023	Tight Ends	Houston Texans
2022	Tight Ends	Denver Broncos
2021	Assistant Offensive Line	New York Jets
2020	Offensive Coordinator/Tight Ends	Western Michigan
2017-19	Offensive Coordinator/Offensive Line	Western Michigan
2016	Wide Receivers	Air Force
2015	Offensive Tackles/Tight Ends	Syracuse
2012-14	Tight Ends	Air Force
2005-11	Tight Ends	Western Michigan
2004	Special Teams Coordinator/Offensive Assistant	St. Joseph's
2003	Tight Ends	Elmhurst



JAKE OLSON



ASSISTANT TO THE COACHES  
1ST SEASON WITH TEXANS / 1ST NFL SEASON

Jake Olson enters his inaugural NFL season, joining the Texans as an assistant to the coaches in 2023 after spending the previous four seasons (2019-22) with Kent State.

Olson most recently served as the assistant athletic director of football operations at Kent State, a role he assumed in 2022 after serving as the director of football operations since arriving at the program in 2019. In this elevated role, he took on increased administrative responsibilities within the department related to external operations along with providing leadership with all administrative aspects with the football program.

Olson oversaw football operations during one of the most successful seasons in program history in 2019, when the Golden Flashes earned their first bowl win in program history with a 51-41 victory in the Tropical Smoothie Cafe Frisco Bowl.

Before arriving at Kent State, Olson served as the chief of staff at Yale for the 2017 and 2018 seasons.

During his time with the Bulldogs, he handled budget management, team travel, meals and created the team calendar. Olson was also the liaison for the team with the rest of the university, oversaw the football support staff, directed the Eli Football Camp and coordinated internships and professional development opportunities for student-athletes. Additionally, he served as a liaison between parents, Yale alumni and the football program.

Olson was also with the Bulldogs for the 2016 season as an operations assistant, a stint that was bookended by a pair of roles with the Syracuse football team. As an intern with the Orange, he helped coordinate camp travel for coaches and assisted in organizing Syracuse's summer camp series. He also assisted with the team's operations and recruiting while working with the director of operations in the management of team logistics, including helping organize the daily schedules of student-athletes, coaches and staff.

A Morris, Ill., native, Olson attended Eastern Illinois University. He graduated in 2016 with a bachelor's degree sport management, and a minor in business. His brother, Ben, is the defensive line/defensive run game coordinator for the University of Incarnate Word. Jake married his wife Emily in May of 2021.

OLSON'S COACHING LEDGER

<b>2023</b>	<b>Assistant to the Coaches</b>	<b>Houston Texans</b>
2022	Assistant Athletic Director of Football Operations	Kent State
2019-21	Director of Football Operations	Kent State
2017-18	Chief of Staff	Yale
2016	Operations Assistant	Yale



# COLE POPOVICH

ASSISTANT OFFENSIVE LINE  
1ST SEASON WITH TEXANS / 6TH NFL SEASON



Cole Popovich enters his first season as the assistant offensive line coach with the Houston Texans in 2023, owning 12 years of coaching experience, including six NFL seasons with the New England Patriots (2015-20), where he won two Super Bowls (LI, LIII).

Most recently, Popovich served as the offensive line coach at Troy University in 2022 during a season which the Trojans finished with a 12-2 record, ranked No. 19 in the AP Top 25 and took down UTSA in the Cure Bowl. Under his tutelage, two-time CoSIDA Academic All-American OL Austin Stidham allowed just 2.0 sacks in 456 pass blocking situations and only committed one penalty on 858 total snaps all season, earning him finalist honors for the 2022 Campbell Trophy. Behind Popovich's offensive line, RB Kimani Vidal rushed for the second-most yards in the Sun Belt Conference regular season and was just one-of-four rushers to reach 1,000 yards on the season. Popovich also mentored OL Jake Andrews to his transition as a center. Under Popovich, Andrews eventually became a fourth-round selection by the New England Patriots in this year's draft.

Popovich spent the 2021 season coaching the offensive line at Franklin High School (Mass.), where he led an offensive line with an average weight of just 214 pounds to a league title, a 10-1 overall record and No. 3 ranking in the state by Max Preps. The Panthers' offensive line paved the way for a Franklin running back to rush for 1,647 yards and 12 touchdowns in 10 games.

Popovich joined the Patriots midway through the 2015 season as a coaching assistant and transitioned to the assistant running backs coach in 2019 before being promoted to co-offensive line coach for the 2020 season. New England captured a pair of Super Bowl titles during his tenure, winning Super Bowl LI vs. the Atlanta Falcons (2016) and Super Bowl LIII vs. the Los Angeles Rams (2018).

The Patriots ranked fourth in the NFL in rushing offense (146.6 yards per game) in 2020, while ranking third in rushes for first down (143) and eighth in yards per carry (4.67), as Popovich played a key role in developing New England's rushing attack. The Patriots finished the season with the league's fourth-ranked offensive line according to Pro Football Focus.

During Popovich's season assisting with the running backs (2019), RB Sony Michel rushed for 912 yards as the Patriots finished with a 12-4 record and won the AFC East. He helped coach the Patriots' to a top-10 offense in four of his first five NFL seasons.

Before joining the Patriots' staff, Popovich was the offensive line coach and co-offensive coordinator at Minot State for two seasons (2014-15). Previously, he spent one season as a graduate assistant at Utah State (2013), following stops at Fresno City College (2012) and Los Angeles Valley College (2011) to begin his coaching career.

Popovich had an outstanding collegiate career at Fresno State (2004-07), earning Freshman All-American honors in 2004 from ESPN, Sporting News, Football Writers Association of American and College Football News. He was a four-year starter on the offensive line, helping lead the Bulldogs to bowl games all four seasons. In 2007, he earned the Paul Schechter Courage Award, given to the athlete who has overcome obstacles to return to the playing field.

An Oakhurst, Calif., native, Popovich and his wife, Jessica, have two sons, Colton and Coen, and one daughter, Cora.

### POPOVICH'S COACHING LEDGER

<b>2023</b>	<b>Assistant Offensive Line</b>	<b>Houston Texans</b>
2022	Offensive Line	Troy
2021	Offensive Line	Franklin HS (Mass.)
2020	Co-Offensive Line	New England Patriots
2019	Assistant Running Backs	New England Patriots
2015-18	Coaching Assistant	New England Patriots
2014-15	Co-Offensive Coordinator/Offensive Line	Minot State
2013	Graduate Assistant	Utah State
2012	Offensive Line	Fresno City
2011	Offensive Line	Los Angeles Valley



# CHRIS STRAUSSER

## OFFENSIVE LINE

### 1ST SEASON WITH TEXANS / 7TH NFL SEASON



Chris Strausser was hired as the Houston Texans offensive line coach in 2023, bringing 34 years of coaching experience to the club. Strausser has spent the past four seasons (2019-22) in the AFC South working in the same role with the Indianapolis Colts.

During the 2022 season, Strausser oversaw an offensive line that sent OL Quenton Nelson to his fifth-consecutive Pro Bowl appearance and helped OL Braden Smith receive a 75.5 overall blocking grade on Pro Football Focus, which was good for No. 21 among all NFL linemen (min. 1,000 snaps).

In 2021, Strausser led an offensive line unit that sent Nelson and OL Ryan Kelly to the Pro Bowl, marking the first time the Colts sent two offensive linemen to three consecutive Pro Bowls since 1987-89. Indianapolis' offense ranked second in rushing yards per game (149.4), tied for ninth in points per game (26.5) and tied for the ninth-fewest sacks allowed in the NFL. The 2021 season also marked the first time the Colts had a 1,000-yard rusher (Jonathan Taylor – 1,811) and 1,000-yard receiver (Michael Pittman, Jr. – 1,092) in the same season since 2016. Behind the Colts offensive line, Taylor had one of the best rushing seasons in team history, running for 1,811 yards and 18 rushing touchdowns. He became the third player ever with a rushing touchdown in at least 11 consecutive games within a single season.

The 2020 offensive line unit tied for the second-fewest sacks allowed in the NFL, while also paving the way for Taylor to become the fifth rookie in franchise history to register over 1,000 yards rushing. Additionally, Nelson and Kelly earned first-team and second-team AP All-Pros honors respectively, the first time two Colts offensive linemen have earned that honor since 1988.

In Strausser's first season in Indianapolis (2019), he worked with an offensive line that started the same five players for the entire season, becoming the only team in the NFL to do so. The Colts rushing attack averaged 4.52 yards per carry, which was the fifth-highest single-season total in franchise history. RB Marlon Mack finished with the 11th-most rushing yards in the NFL, becoming the first Colts player to eclipse the 1,000-yard rushing mark since 2016.

Before joining the Colts, Strausser spent two years (2017-18) with the Denver Broncos, serving as the tackles coach (2018) and assistant offensive line coach (2017). While in Denver, Strausser played a major role in the development of OL Garrett Boles, who was named to the PFWA All-Rookie Team after becoming the fifth rookie in franchise history to start every game at left tackle.

Strausser coached at the collegiate level for 28 seasons before joining the Broncos staff, making major Division I stops at the University of Washington (2014-16), Boise State University (2001-05, 2007-13), University of Colorado (2006), San Jose State (1995-96) and Oregon State (1990-91), while also coaching at several non-FBS schools such as Portland State (1993-94, 2000), Foothill College (1997-99) Sonoma State (1992) and Menlo College (1989).

Strausser followed Chris Petersen to Washington from Boise State, where the Huskies posted a 25-14 record, highlighted by a 12-2 record in 2016. The 2016 Huskies ground attack was led by RB Myles Gaskin, who rushed for 1,373 yards and 10 touchdowns behind a Strausser-led offensive line. At Boise State, Strausser helped convert OL Matt Paradis from a defensive lineman to become a second-team All-Mountain West Conference selection in 2012 and 2013. Paradis went on to be selected by the Denver Broncos in the sixth round (207th overall) of the 2014 NFL Draft.

Strausser graduated from Chico State University in 1989 with a bachelor's degree in exercise and sport science, then earned a master's in education from Oregon State in 1991.

A Cleveland, Ohio native, Strausser and his wife, Cathy, have two daughters, Maeve and Sarah.

**Pro Bowl Players Coached (2):** OL Quenton Nelson (2019-22), OL Ryan Kelly (2019-21)

**All-Pro Players Coached (1):** OL Quenton Nelson (2019-20)



## STRAUSSER'S COACHING LEDGER

<b>2023</b>	<b>Offensive Line</b>	<b>Houston Texans</b>
2019-22	Offensive Line	Indianapolis Colts
2018	Tackles	Denver Broncos
2017	Assistant Offensive Line	Denver Broncos
2014-16	Associate Head Coach/Offensive Line	Washington
2012-13	Associate Head Coach/Run Game Coordinator/Offensive Line	Boise State
2010-11	Run Game Coordinator/Offensive Line	Boise State
2007-09	Run Game Coordinator/Tight Ends	Boise State
2006	Assistant Head Coach/Offensive Line/Run Game Coordinator	Colorado
2003-05	Assistant Head Coach/Offensive Line	Boise State
2001-02	Offensive Line	Boise State
2000	Offensive Line/Run Game Coordinator	Portland State
1997-99	Offensive Line/Run Game Coordinator	Foothill
1995-96	Offensive Line	San Jose State
1993-94	Offensive Line/Recruiting Coordinator	Portland State
1992	Offensive Tackles/Tight Ends/Special Teams Coordinator	Sonoma State
1990-91	Graduate Assistant	Oregon State
1989	Wide Receivers/Tight Ends	Menlo



# CORY UNDLIN



DEFENSIVE PASSING GAME COORDINATOR  
1ST SEASON WITH TEXANS / 20TH NFL SEASON

Cory Undlin joins the Houston Texans as the defensive passing game coordinator in 2023 after spending the last two seasons (2021-22) as the San Francisco 49ers defensive passing game specialist/secondary coach, where he worked alongside former 49ers defensive coordinator and current Houston Texans Head Coach DeMeco Ryans.

During the 2022 season, Undlin guided the 49ers secondary to a league-high 20 interceptions, a league-low 71 big plays allowed and an appearance in the NFC Championship Game. Under Undlin's mentorship, nine-year veteran S Jimmie Ward finished the season with the sixth-highest overall defensive grade (80.6) and second-highest run defensive grade (91.4) among all NFL safeties, according to Pro Football Focus. In addition, Undlin also helped with the development of second-year S Talanoa Hufanga, who finished the regular season with 95 tackles (65 solo), 2.0 sacks, four interceptions, nine passes defensed, two fumble recoveries and earned AP first-team All-Pro, PFWA All-NFL Team, PFWA All-NFC Team and his first Pro Bowl nod.

In 2021, eight defensive players recorded an interception for the 49ers, including DB Emmanuel Moseley, who posted a career-high 11 passes defensed and one interception on the season. The 49ers defense finished the 2021 season allowing just 206.5 passing yards per game, the sixth-best in the NFL.

As the defensive coordinator for the Detroit Lions (2020), Undlin worked with DL Romeo Okwara, who became one-of-four players in the NFL to have at least 10.0 sacks, 10 tackles for loss (11), three forced fumbles and one fumble recovery on the season.

Undlin joined the Lions after spending the previous five seasons (2015-19) as the defensive backs coach for the Philadelphia Eagles, where he worked closely with former Eagles assistant secondary coach and current Texans defensive backs coach Dino Vasso. In 2019, Undlin's secondary registered 82 passes defensed (the sixth-most in the NFL) and 7.5 sacks (tied for the most). In 2018, Undlin guided S Malcom Jenkins to 93 tackles, eight passes defensed, three forced fumbles, one fumble recovery, one interception, 1.0 sack and his third career Pro Bowl selection. Undlin was a part of the 2017 Eagles defensive coaching staff that claimed a 41-33 victory over the New England Patriots in Super Bowl LII. The defense accounted for the fourth-most takeaways (31) and interceptions (19) that season. In Undlin's first year in Philadelphia (2015), the Eagles were one of five teams to have three defensive backs register 10-plus passes defensed on the season.

Prior to his time with the Eagles, Undlin was the defensive backs (2013-14) and defensive quality control coach (2012) with the Denver Broncos. He helped the unit finish the 2014 regular season ranked third in total defense (305.2 yards per game), fourth in passes defensed (91) and saw CB Chris Harris Jr., CB Aqib Talib and S T.J. Ward each earn Pro Bowl selections. Undlin helped the 2013 Broncos defense record the fourth-most passes defensed (97) in the NFL and reach Super Bowl XLVIII. As a quality control coach for the Broncos defense in 2012, Undlin's defense was the only unit in the NFL that did not allow a 300-yard passer all season.

Undlin joined the Denver Broncos following three years with the Jacksonville Jaguars, where he started as a defensive assistant (2009) before being promoted to defensive backs coach (2010-11). He also spent four seasons with the Cleveland Browns as the team's defensive quality control coach (2005-06), secondary/assistant special teams coach (2007) and defensive backs coach (2008). His first NFL coaching role came as a defensive coaching assistant (2004) for the New England Patriots, when he helped the team defeat the Philadelphia Eagles, 24-21, in Super Bowl XXXIX.

Undlin landed his first coaching role as the linebackers coach at California Lutheran (1998-99), his alma mater, before being promoted to defensive coordinator for three seasons (2000-02). He also coached defensive backs as a graduate assistant at Fresno State (2003) before transitioning to the NFL.

Undlin played defensive back at California Lutheran (1990-94) and registered the third-most interceptions in school history (12). He was part of the 1993 California Lutheran team that finished third in the Southern California Intercollegiate Athletic Conference (SCIAC) for the first time in school history.

The Sauk Centre, Minn., native and his wife, Amy, have one son, Caden, and two daughters, Brooke and Taylor.

**Pro Bowl Players Coached (5):** S Talanoa Hufanga (2022), S Malcolm Jenkins (2015, 2017-18), CB Aqib Talib (2014), S T.J. Ward (2014),

# COACHING STAFF



CB Chris Harris Jr. (2014)

**All-Pro Players Coached (4):** S Talanoa Hufanga (2022), CB Patrick Robinson (2017), S Malcolm Jenkins (2015), CB Chris Harris Jr. (2014-15)

## UNDLIN'S COACHING LEDGER

<b>2023</b>	<b>Defensive Passing Game Coordinator</b>	<b>Houston Texans</b>
2021-22	Defensive Passing Game Specialist/Secondary	San Francisco 49ers
2020	Defensive Coordinator	Detroit Lions
2015-19	Defensive Backs	Philadelphia Eagles
2013-14	Defensive Backs	Denver Broncos
2012	Defensive Quality Control	Denver Broncos
2010-11	Defensive Backs	Jacksonville Jaguars
2009	Defensive Assistant	Jacksonville Jaguars
2008	Defensive Backs	Cleveland Browns
2007	Secondary/Assistant Special Teams	Cleveland Browns
2005-06	Defensive Quality Control	Cleveland Browns
2004	Defensive Assistant	New England Patriots
2003	Defensive Backs	Fresno State
2000-02	Defensive Coordinator	California Lutheran
1998-99	Linebackers	California Lutheran





# DINO VASSO

## DEFENSIVE BACKS

### 3RD SEASON WITH TEXANS / 11TH NFL SEASON



Dino Vasso enters his first season as the defensive backs coach for the Houston Texans after spending the previous two years overseeing cornerbacks. Vasso owns 10 years of NFL experience and 12 overall in coaching after spending two seasons in the collegiate ranks. He initially joined the Texans after spending five seasons (2016-20) with the Philadelphia Eagles as the assistant coordinator/defense (2020) and assistant secondary coach (2016-19).

In 2022, Vasso played a large part in rookie CB Derek Stingley Jr.'s development, who was one-of-five cornerbacks that did not allow a touchdown all season (minimum of 300 snaps in coverage). The third-overall pick in the 2022 NFL Draft started and played in the first nine games of the season, totaling 43 tackles (35 solo), 1.0 sack and one interception before a season-ending hamstring injury. In Stingley's absence, Vasso coached CB Desmond King II to reach career highs in tackles (88) and tackles for loss (10), as well as two interceptions and eight passes defended. In addition, CB Steven Nelson posted a 72.0 defensive coverage grade according to Pro Football Focus, the second-best mark of his eight-year career. As a group, the Texans secondary tallied 11 interceptions in 2022, which tied for the second-most this season.

In his first season as the Texans' cornerbacks coach in 2021, Vasso's unit helped the defense force 25 takeaways, which tied for the 10th-most in the NFL and was a 16-takeaway improvement over Houston's 2020 season total (9). Vasso worked with King II, who tied his career-high of three interceptions. DB Terrance Mitchell also tied a career-high with three forced fumbles on the season, totaling 45 tackles (14 solo), one interception, 10 passes defended and one tackle for loss.

From 2016-20, Vasso coached an Eagles defense that ranked third in rushing yards per game (99.1) and third down defense (35.9 percent), sixth in red zone defense (52.7 percent) and ninth in points per game (21.8 avg.). Vasso was promoted to assistant coordinator/defense for the 2020 season and helped a unit that finished third in the NFL in sacks (49.0) and seventh in third down defense (37.9 percent).

As the Eagles assistant secondary coach from 2016-19, Vasso worked closely with DB Malcolm Jenkins, who started all 64 games and made two Pro Bowls (2017-18) during that time span. In 2019, the Eagles secondary boasted three players (DB Avonte Maddox, DB Ronald Darby and DB Rasul Douglas) that totaled at least 10 passes defended en route to winning the NFC East Division title.

In 2018, Philadelphia ranked first in the NFL in red zone defense (44.6 percent) during the regular season. The Eagles also ranked sixth in third down defense (35.3 percent) and seventh in opponent rushing yards per game (96.9). The defense was led by Jenkins, who earned his third-career Pro Bowl selection after leading the team with three forced fumbles.

Vasso played an integral role in the Eagles' Super Bowl LII championship team in 2017, as he coached a disruptive secondary unit. The Eagles defense finished fourth in the NFL in takeaways (31) and interceptions (19). Vasso worked with a defensive back group that led the NFL in passes defended in both the regular season (70) and postseason (15).

As the leader of the secondary, Jenkins made his first Pro Bowl as an Eagle in 2017 and helped the defense allow the fourth-fewest yards per game in the NFL (306.5). Vasso also coached DB Patrick Robinson, who led the team with 18 passes defended and four interceptions. Under Vasso's tutelage, second-year DB Jalen Mills logged single-season career-highs in passes defended (14), interceptions (3) and interceptions returned for touchdowns (1).

In Vasso's first season with the Eagles in 2016, the secondary featured three different players with at least 10 passes defended and four with at least one interception, including Jenkins who became the fifth Eagles player in franchise history to return two interceptions for touchdowns in a season.

Prior to joining the Eagles, Vasso spent three seasons (2013-15) with the Kansas City Chiefs as a coaching assistant, working primarily with the secondary. Vasso helped rookie DB Marcus Peters set numerous franchise records, including most interceptions by a rookie (8) and most passes defended (26). In 2014, the defensive backs helped the Chiefs defense rank second in the NFL in passing defense (203.3) and points per game (17.6). The Chiefs were the only defensive unit that didn't allow a 300-yard passer that season. In 2013, Vasso worked with a secondary unit that helped the defense tie for the third-most interceptions (21) in the NFL and finished tied for fifth in points allowed per game (19.1).



Vasso originally joined the Chiefs after spending one season (2012) at the University of Missouri as the defensive graduate assistant. At Missouri, Vasso assisted with recruiting and the compilation of information for the defensive prospects for the Tigers. Prior to joining Mizzou, he served as an offensive intern at Temple (2011).

Vasso was a four-year letterman and starter at defensive back at the University of New Hampshire (2006-10) after redshirting his freshman season. He started 51 consecutive games for the Wildcats from 2007-10. As a senior, Vasso earned first-team AFCA All-American honors when he totaled six interceptions. In his collegiate career, he recorded 287 tackles, 18 career interceptions (3 returned for touchdowns), 41 passes defensed and six tackles for loss.

Prior to his collegiate career, Vasso lettered in football, basketball and track at Ridley High School in Folsom, Pa. He and his wife, Ryan, have one son, Kai, and live in Manvel, Texas.

**Pro Bowl Players Coached (5):** DE Brandon Graham (2020), DT Fletcher Cox (2020), S Malcolm Jenkins (2017-18), CB Marcus Peters (2015), S Eric Berry (2015)

**All-Pro Players Coached (6):** DE Brandon Graham (2020), CB Patrick Robinson (2017), OLB Justin Houston (2015), LB Derrick Johnson (2015), CB Marcus Peters (2015), S Eric Berry (2015)



<b>VASSO'S COACHING LEDGER</b>		
<b>2023</b>	<b>Defensive Backs</b>	<b>Houston Texans</b>
<b>2021-22</b>	<b>Cornerbacks</b>	<b>Houston Texans</b>
2020	Assistant Coordinator / Defense	Philadelphia Eagles
2016-19	Assistant Secondary	Philadelphia Eagles
2013-15	Coaching Assistant	Kansas City Chiefs
2012	Defensive Graduate Assistant	Missouri
2011	Offensive Intern	Temple



LEANDER WALLACE



OFFENSIVE QUALITY CONTROL  
4TH SEASON WITH TEXANS / 4TH NFL SEASON

Leander Wallace was named an offensive quality control coach for the Houston Texans in 2023. This is his first season as an NFL coach after holding various roles in the Texans football operations department since 2021.

Wallace most recently served as the Football Strategy and Participation Lead for the Texans in 2022. He worked closely with the coaching staff, analytics staff and scouting department to complete projects while also collecting information/data that would assist the team. His responsibilities included knowing the offensive and defensive playbooks/scheme, creating profiles of opposing teams, entering data from practice reps, writing reports for feedback on practice and using Visio and Pro Quick Draw to help coaches build drawings and diagrams.

Wallace landed his first role in the NFL as a video assistant for player skill development for the Houston Texans in 2021. Prior to this role, he coached for seven seasons at the high school level, serving as the wide receivers and passing game coordinator for Hewitt-Trussville High School (2018-22), the wide receivers coach for Deshler High School (2017-18) and the offensive coordinator for Hatton High School (2015-17).

Wallace earned a bachelor’s degree in English and education from the University of North Alabama (2010-14) before earning his master’s degree in educational leadership and administration from the University of Alabama (2018-19).

The Tuscumbia, Ala. native and his wife, Madison, have two sons, Hudson and Noah.

WALLACE'S COACHING LEDGER

2023	Offensive Quality Control	Houston Texans
2018	Wide Receivers/Passing Game Coordinator	Hewitt-Trussville HS
2017	Wide Receivers	Deshler HS
2015-16	Offensive Coordinator	Hatton HS



# ROD WRIGHT

## ASSISTANT DEFENSIVE LINE

1ST SEASON WITH TEXANS / 1ST NFL SEASON



Rod Wright joins the Houston Texans as the assistant defensive line coach in 2023 for his inaugural NFL season. He owns 13 years of collegiate coaching experience.

Wright arrives in Houston after coaching the defensive ends at the University of Miami in 2022. While at Miami, Wright helped DL Akheem Mesidor and DL Jahfari Harvery to productive seasons, with the two recording 7.0 sacks and 5.5 sacks, respectively. The Hurricanes ranked No. 11 nationally in total sacks (37.0) and sacks per game (3.08), while also ranking No. 19 in tackles for loss per game (7).

Wright spent the 2019-2021 seasons on the coaching staff at UTSA, serving as the Roadrunners' co-defensive coordinator and defensive line coach in 2021. He was UTSA's defensive line coach in 2019 before being promoted to run game coordinator/defense line coach in 2020.

In his first season as co-defensive coordinator at UTSA in 2021, Wright helped the Roadrunners create 25 takeaways to rank 10th in the nation, finishing with the 14th-best rushing defense (114.7) in the country and recording 14 fumble recoveries, which was the fourth-most in the nation. The defense recorded 88 tackles for loss on the year, including a school-record 33.0 sacks with first-team all-conference performer LB Clarence Hicks setting the pace with a program-record 10.5 sacks.

Wright helped guide UTSA to several single-game program records in 2021. The Roadrunners posted the first two shutouts in school history with a 54-0 rout of Lamar and a 45-0 blanking of Rice in which UTSA limited the Owls to 102 total yards, the fewest allowed in a game. For the season, the defense held four opponents to fewer than 200 yards. Seven teams failed to gain 100 yards on the ground and three offenses posted 52 or fewer passing yards against the Roadrunners. The defense helped UTSA to a 12-2 record in 2021, the most wins and best winning percentage (.857) in program history. The Roadrunners won their first conference title with a 49-41 victory over Western Kentucky University in the C-USA Championship Game, were nationally ranked (as high as No. 15) for the first time and made their second straight and third overall bowl appearance when they met San Diego State in the Tropical Smoothie Cafe Frisco Bowl.

In 2020, Wright helped coordinate the UTSA defense during the last two months of the season. UTSA led C-USA in sacks (25.0), tackles for loss (85), interceptions (11), takeaways (19) and turnover margin (+7). The Roadrunners ranked in the top-30 nationally in five categories — 19th in turnovers gained, 23rd in passes intercepted, 25th in fumbles recovered (8), 26th in turnover margin and 29th in tackles for loss per game (7.1).

In his first year with the Roadrunners, Wright's defensive line helped UTSA break three of the program's single-season records and one single-game mark. UTSA led Conference USA and ranked sixth nationally in tackles for loss per game. The Roadrunners also eclipsed the program's single-game tackle for loss record with 12 in the season finale against Louisiana Tech. Three of his defensive linemen were named honorable mention All-Conference USA.

Wright, a former All-America defensive lineman at Texas, joined UTSA after a stint at East Carolina, where he was the Pirates' defensive line coach for the 2018 season. The defense broke the American Athletic Conference single-game record for tackles for loss with 15 against Old Dominion and eclipsed the school and league single-season marks with 105 tackles for loss that season.

Under his tutelage at East Carolina University, DE Nate Harvey was named AAC Defensive Player of the Year and first-team All-Conference after posting 63 tackles, 25.5 tackles for loss, 14.5 sacks, four quarterback hurries, two forced fumbles and a fumble recovery. Harvey broke the school and AAC single-season TFL record and also matched the conference single-season sacks standard in 2018.

Prior to his time at East Carolina, Wright spent four years at Sam Houston State. During his tenure, the Bearkats posted a 46-12 overall record, a 31-4 Southland Conference mark, reached the semifinals of the NCAA Division I Football Championship Subdivision (FCS) playoffs three times and the quarterfinals in another year. He also helped Sam Houston State to a pair of conference titles and top-five national ranking all four seasons. Under Wright, defensive lineman P.J. Hall earned a spot on more than 10 All-America teams, including



the Associated Press squad. He was a three-time finalist for the Buck Buchanan Award, which is symbolic of FCS Defensive Player of the Year honors. He ranked among the nation’s top 10 with 19.0 tackles for loss as a senior and finished his career with a school- and FCS-record 84.0 TFLs before being selected by the Oakland Raiders in the second round of the 2018 NFL Draft.

Wright was invited to participate in the prestigious NFL Bill Walsh Diversity Coaching Fellowship during the summers of 2016 and 2017, observing and learning in camp with the Seattle Seahawks and San Francisco 49ers, respectively. Prior to joining the Sam Houston State staff in February 2014, Wright worked a combined three seasons as a student assistant and defensive special assistant for the University of Texas beginning in 2011.

A standout defensive lineman for Texas from 2002 to 2005, Wright collected All-America and All-Big 12 honors playing a key role to help the Longhorns capture the 2005 BCS National Championship at the Rose Bowl. Overall, he enjoyed seven bowl appearances as either a player or coach with the Longhorns. He was named 2002 Big 12 Defensive Freshman of the Year and was a first-team selection for both the Football Writers Association of America and Sporting News Freshman All-America units.

Wright was a two-time winner of the Longhorns’ Outstanding Defensive Lineman Award in 2003 and 2004 and he earned all-conference honors in each of his final three seasons. He was a Lombardi Award finalist and an AP and Walter Camp First Team All-American in 2005. Drafted by the Miami Dolphins, Wright played four years in the NFL with the franchise, later suiting up for the Saskatchewan Roughriders of the Canadian Football League and the Dallas Vigilantes of the Arena Football League. As a prep athlete at Alief Hastings High School in Houston, he was a Parade All-American and an all-state performer.

Wright earned a bachelor’s degree in education from Texas in 2011. He attended Alief Hastings High School in Southwest Houston, Texas.

A Houston, Texas, native, Wright is married to his wife Kara. They have three sons, Elijah and twins Kendrique and Kamden. Wright's uncle, Elmo Wright, holds the University of Houston records for receiving yards and receiving touchdowns, and was a first-round pick for the Kansas City Chiefs in 1971.

## WRIGHT'S COACHING LEDGER

<b>2023</b>	<b>Assistant Defensive Line</b>	<b>Houston Texans</b>
2022	Defensive Ends	Miami
2021	Co-Defensive Coordinator/Defensive Line	UTSA
2020	Run Game Coordinator/Defensive Line	UTSA
2019	Defensive Line	UTSA
2018	Defensive Line	East Carolina
2014-17	Defensive Line	Sam Houston State
2011-13	Student Assistant/Defensive Special Assistant	Texas

# 2023 FORD F-150® TRUCK



## GRIDIRON TOUGHNESS

The 2023 Ford F-150® is Built Ford Tough® inside and out with a military-grade aluminum body and high-strength steel frame. Plus, it delivers a best-in-class towing capacity of 14,000 lbs.\*  
Ford F-150 – made for Texas, to be THE BEST IN TEXAS.



OFFICIAL TRUCK

[TEXASFORD.COM](https://www.texasford.com)

\*Based on 1977 - 2022 CY Total Sales. \*Max towing of 14,000 lbs. available on F-150® SuperCab® 8' box and SuperCrew® 6.5' box 4x2 configurations with available 3.5L EcoBoost® V6 engine and Max Trailer Tow Package. Class is Full-Size Pickups under 8,500 lbs. GVWR. Max towing varies based on cargo, vehicle configuration, accessories, and number of passengers.



HOUSTON  
**TEXANS**

**TEXANS STAFF**



## OWNERSHIP

Janice McNair ..... Co-Founder and Senior Chair  
 Cal McNair ..... Chair and Chief Executive Officer

## FOOTBALL OPERATIONS

### EXECUTIVE LEADERSHIP

Nick Caserio ..... Executive Vice President and General Manager  
 DeMeco Ryans ..... Head Coach  
 Joe Vernon ..... Special Advisor, Football Operations

### COACHING STAFF

Matt Burke ..... Defensive Coordinator  
 Bobby Slowik ..... Offensive Coordinator  
 Frank Ross ..... Special Teams Coordinator  
 Stephen Adegoke ..... Safeties  
 Danny Barrett ..... Assistant Head Coach/Running Backs Coach  
 Ben Bolling ..... Defensive Assistant  
 William Burnham ..... Assistant Special Teams Coordinator  
 Jacques Cesaire ..... Defensive Line Coach  
 Shane Day ..... Senior Offensive Assistant  
 Jarrod James ..... Offensive Assistant  
 Jerrod Johnson ..... Quarterbacks  
 Chris Kiffin ..... Linebackers  
 Bill Lazor ..... Senior Offensive Assistant  
 Ben McDaniels ... Wide Receivers/Off. Passing Game Coordinator  
 DeNarius McGhee ..... Offensive Assistant  
 Ryan Milus ..... Defensive Assistant  
 Jake Moreland ..... Tight Ends  
 Jake Olson ..... Assistant to the Coaches  
 Cole Popovich ..... Assistant Offensive Line  
 Chris Strausser ..... Offensive Line  
 Cory Undlin ..... Defensive Passing Game Coordinator  
 Dino Vasso ..... Defensive Backs Coach  
 Leander Wallace ..... Offensive Quality Control Coach  
 Rod Wright ..... Assistant Defensive Line

### FOOTBALL PERFORMANCE RESEARCH

Frank Edgerly ..... Director of Football Research  
 Rohit Mogalayapalli ..... Football Performance Assistant

### FOOTBALL ADMINISTRATION

Andrew Brown ..... Director of Football Administration  
 Tom Adden ..... Assistant Director of Football Administration  
 Bobby Brown ..... Associate Director of Football Administration

## SCOUTING

James Liipfert ..... Executive Director of Player Personnel  
 Chris Blanco ..... Assistant Director of Player Personnel  
 Tom Hayden ..... Director of College Scouting Operations  
 Ronnie McGill ..... Director of Pro Scouting  
 D.J. Debick ..... Assistant Director of Pro Scouting  
 Todd Jones Jr. .... Pro Scout  
 John Ritcher ..... Co-College Scouting Director  
 Moziqque McCurtis ..... Co-College Scouting Director  
 Bailee Brown ..... Area Scout  
 Najja Johnson ..... Area Scout  
 Bradley Mathews ..... National Scout  
 George Panos ..... Area Scout  
 Blaise Taggart ..... Area Scout  
 R.J. Goodwin ..... Personnel Assistant  
 Nate Leopold ..... Personnel Assistant  
 Samantha Thick ..... Football Administration and Scouting  
 Information Analyst  
 Haley Stork ..... Administrative Assistant, Player Personnel

## FOOTBALL OPERATIONS AND TEAM LOGISTICS

Clay Hampton ..... Director of Logistics  
 Darwin Beacham ..... Director of Equipment  
 Eric Bowman ..... Assistant Director of Equipment  
 Grant Hendrix ... Football Operations and Team Logistics Manager  
 Michael Redman ..... Assistant Equipment Manager  
 Sterling Beacham ..... Equipment Assistant  
 Tyler Sherry ..... Football Operations and Team Logistics  
 Assistant, Equipment  
 Patrick Moorier II ..... Football Operations and Team Logistics  
 Apprentice

## TEAM DEVELOPMENT

Dylan Thompson ..... Director of Team Development  
 Morgan Kleinschmidt ..... Senior Manager of Team Development  
 Camille Wilson ..... Team Development Assistant

## SECURITY AND FACILITY MANAGEMENT

Brent Naccara ..... Director of Security and Facility Operations  
 Robert Breiding ..... Security Coordinator  
 Cody Carpenter ..... Football Maintenance Coordinator

## FOOTBALL TECHNOLOGY AND DECISION SCIENCE

Tim Brog ..... Director of Football Technology and Decision Science  
 Colby Borden ..... Football Technology Lead  
 Thomas Stoesser ..... Football Video Assistant  
 Blake Farabee ..... Football Technology Assistant





Matt Moore ..... Football Technology Assistant  
 Lucas Messina ..... Football Technology Assistant  
 Kevin Clark ..... Decision Science Lead  
 Parker Franzen ..... Football Data Analyst  
 Adam Fron ..... Football Participation Analyst  
 Cole Weeks ..... Football Strategy and Participation Analyst  
 Nidhi Sadhu..... Modern Web Application Developer  
 Brad Nordstrom ..... Data Engineer  
 James Yobe ..... Web Application Engineer  
 Ishan Mehta ..... Football Data Scientist  
 Jeremy Stabile..... Football Data Analyst

Megan O’Hanlon..... Assistant Athletic Trainer  
 Tyler Roehl ..... Assistant Athletic Trainer  
 Dillon Gregory..... Assistant Training Apprentice  
 Brian Price..... Assistant Training Apprentice  
 Kebron Aklilu..... Assistant Training Apprentice

## SPORTS PERFORMANCE

Matt Van Dyke..... Executive Director of Player Performance  
 Geoff Kaplan ..... Executive Director of Player Health  
 Marc Lewis..... Director of Applied Sports Science  
 Cole Gardner..... Applied Sports Science Coordinator

## STRENGTH AND CONDITIONING

Mike Eubanks..... Director of Strength and Conditioning  
 Joe Distor ..... Associate Head Strength and Conditioning Coach  
 Chris Cervantes ..... Assistant Strength and Conditioning Coach  
 Ryan Grubbs..... Assistant Strength & Conditioning Coach  
 and Director of Speed Development  
 Pat Moorer..... Assistant Strength and Conditioning Coach  
 Jon Heck..... Strength and Conditioning Apprentice

## WELLNESS AND PERFORMANCE NUTRITION

Ladd Harris..... Director of Team Wellness  
 Jacob Mertens ..... Assistant Director of Performance Nutrition  
 Amy Johnson..... Performance Nutrition Coordinator  
 Christopher Bednorz..... Executive Performance Chef  
 Michael Potowski..... Executive Performance Sous Chef  
 Matthew Staph ..... Performance Sous Chef  
 Shawna Vaughan..... Performance Sous Chef  
 Felipe Tapia ..... Performance Kitchen and Café Manager

## SPORTS MEDICINE

Roland Ramirez ..... Director of Sports Medicine/Head  
 Athletic Trainer  
 Sue Falsone... Director of Movement and Return to Performance  
 Ciara Burgi..... Return to Performance Lead  
 Jeremy Baxter ..... Associate Head Athletic Trainer  
 Jon Vaden..... Return to Performance Assessment Coordinator  
 Shannon Osborne ..... Senior Assistant Athletic Trainer  
 Brandon Kukal..... Senior Assistant Athletic Trainer



## BUSINESS OPERATIONS

### CHARGE TEAM

Greg Grissom ..... President  
 Greg Kondritz ..... Executive Vice President, Business Affairs & General Counsel  
 Marilan Logan ..... Senior Vice President, Chief Financial Officer & Treasurer  
 Juan Rodriguez ..... Senior Vice President, Operations & Event Management  
 John Schriever ..... Sr. Vice President, Event Revenue & Services  
 Doug Vosik ..... Senior Vice President, Marketing & Communications  
 Ben Wang ..... Senior Vice President, Business Analytics & Insights  
 Jerry Angel ..... Senior Vice President, Partnerships  
 Brian George .... Vice President, Luxe & Partnership Development  
 Anita Martin ..... Vice President, Human Resources  
 Hannah McNair ..... Vice President, Houston Texans Foundation  
 Jeff Schmitz ..... Vice President and Chief Information Officer  
 Stephen Johnson ..... Vice President of Planning & Strategy  
 David Fletcher ..... General Manager of LSSE

### ADMINISTRATION

Joanna Marks ..... Executive Assistant, Chairman and CEO  
 Carly Knox ..... Chairman's Office Assistant

### BUSINESS ANALYTICS AND TECHNOLOGY

Khoa Nguyen ..... Senior Data Operations Manager  
 Matt Schwartz ..... Senior Business Intelligence Analyst  
 Nate Seidell ..... Senior Business Intelligence Analyst

### FINANCE

Joe Smilari ..... Controller  
 Lisa Ruiz ..... Senior Director of Payroll Services  
 Roweena England ..... Director of Tax  
 Cristina Anaya ..... Accounts Payable Manager  
 Cassandra Blanchard ..... Accounting Manager  
 Kayla Rumbaugh ..... Financial Planning and Analysis Manager  
 Jeff Knox ..... Accounts Receivable Accountant  
 Anna Reyes ..... Senior Accountant  
 Jacob Ross ... Senior Financial Analyst, Treasury and Data Analytics  
 Monica Garza ..... General Accountant  
 Shelby Vogt ..... Senior Payroll Accountant  
 Lucy Vega Quintero ..... Accounts Payable Specialist  
 Melissa Weynand ..... Executive Assistant to Marilan Logan

## HUMAN RESOURCES

Ivory Youngblood ..... Director of Human Resources  
 Victoria Trevino ..... HRIS and Benefits Manager  
 Jazzyn Booker ..... Talent Acquisition Manager  
 Leah Pierre ..... Human Resources Manager  
 Mia Combs ..... Human Resources Generalist  
 Ashley Semyone ..... Human Resources Generalist  
 Terina Brown ..... Human Resources Assistant

## INFORMATION TECHNOLOGY

Michael Johnson ..... Senior Director of Enterprise Applications  
 Bobby Rawlinson ..... Director of IT Service Delivery  
 Leo Scott ..... Director of IT Infrastructure  
 Errol Allard ..... IT Security Manager  
 Anthony Shade ..... Senior System Administrator  
 Aaron Amaya ..... Endpoint Management Engineer  
 Elwin Jaramillo ..... Developer  
 Brandon Cooper ..... IT Support Analyst  
 Warren Lieu ..... Data Engineer

## LEGAL & BUSINESS AFFAIRS

Sunil Jamal ..... Associate General Counsel

## MARKETING

Brandyn White ..... Senior Director of Marketing  
 Casey Alberts ..... Director of Cheerleader Programs  
 Jackie Maldonado ..... Director of Game Presentation and Live Entertainment Producer  
 Kandyace Mayberry ..... Director of Alumni Relations  
 Andrew Johnson ..... Senior Mascot Program Manager  
 Brett Stewart ..... Senior Youth Football Manager  
 Jack Fenimore ..... Marketing Manager  
 Krista Murray ..... Marketing Manager  
 Kim Ramos ..... Game Presentation Manager  
 Ryan Records ..... Mascot Manager and Content Producer  
 Shaquira Martin ..... Senior Influencer Marketing Coordinator  
 Gavin Cupp ..... Community and Alumni Relations Coordinator  
 Zareah Horton ..... Marketing Coordinator  
 Bria Rouse ..... Game Presentation Coordinator  
 Cindy Torres ..... Marketing Coordinator  
 Karlee Combest .... Marketing and Cheerleader Program Assistant  
 Chris Ortega ..... Game Presentation Intern



## COMMUNICATIONS

Omar Majzoub ..... Director of Communications  
 Lindsey Fox..... Strategic Communications Manager  
 Evert Geerlings..... Football Communications Manager  
 Ryan Galbierz ..... Communications Coordinator  
 McKayla Gough..... Communications Intern  
 Spencer Krock ..... Communications Intern

## COMMUNITY DEVELOPMENT

Adrienne Saxe ..... Director of Community Development  
 Kyle Cupples..... Community Relations Coordinator  
 Jay Bautista ..... Community Development Intern

## CREATIVE

Carl Mandell..... Senior Creative Director  
 Steven Overturf ..... Senior Graphic Designer  
 Abbey Purcell..... Graphic Designer  
 Will Kingsley..... Graphic Designer  
 Zach Tarrant ..... Photography Manager and Team Photographer  
 Jordan McKendrick ..... Photography Intern  
 Tyler Suddarth..... Video Production Manager  
 Josh Sige..... Creative Content Producer  
 Gardy Swengbe ..... Broadcast Content Producer  
 Shane McNeill..... Video Production Intern  
 Gavin Gehrt..... Executive Producer, Senior Director of Live Video  
 Productions  
 Kenny Perkins..... Senior Motion Graphics Design Manager  
 Manny Alvarez Pinzon..... Motion Graphics Designer and Editor  
 Ben Sommers..... Motion Graphics Intern

## DIGITAL MEDIA

Jay McDevitt..... Senior Director of Television and Digital Media  
 Ted Brooks ..... Director of Social Media  
 Adam Cann ..... Director of Digital Media  
 Joidon Jennings..... Digital Media Manager  
 Juan Villanueva ..... Digital Marketing Coordinator  
 Arianna Allen ..... Social Media Coordinator  
 Kate Connors..... Social Media Coordinator  
 Jonathan Johnson ..... Social Media Producer  
 Ethan Sabater ..... Social Media Producer  
 Jasmine Reyes..... Digital Intern

## BROADCAST

Marc Vandermeer ..... Voice of the Texans, V.P. Broadcasting  
 Drew Dougherty .... Texans TV Host & Senior Integrated Media Manager  
 Deepi Sidhu..... Texans Insider and Senior Content Producer

## EVENT EXPERIENCE

Disney Harris..... Senior Director of Event Experience  
 Ashley Alspaugh..... Senior Event Experience Manager  
 Kate Gilbert..... Event Experience Manager  
 Kelsey Proctor ..... Event Experience Manager  
 Ryan Jackson ..... Event Experience Coordinator  
 Cabina Woods..... Event Experience Coordinator  
 Ryan Durant ..... Event Experience Intern

## FAN OPERATIONS AND EVENT SERVICES

Hayle Krigel ..... Director of Guest Experience  
 Wanda Brown ..... Guest Experience Manager  
 Irving Garza..... Operations Manager  
 Christina Abay..... Guest Experience Coordinator  
 Taylor Clements ..... Guest Experience Coordinator  
 Gabriella Taglione ..... Front Desk Representative

## OPERATIONS AND LOGISTICS

Blaine Foreman ..... Senior Director of Operations  
 Rick Bornhauser..... Operations and Logistics Manager  
 Richard Garcia..... Logistics and Supply Chain Manager  
 Jackson Rutt..... Event Operations Coordinator  
 Marvin Dave..... Senior Office Services Manager  
 Ben Wangrin ..... Office Services Coordinator

## PARTNERSHIPS

Alexandra Comerota .... Senior Director of Partnership Marketing  
 Brian Peden..... Senior Director of Partnership Development  
 Shari Rainey ..... Senior Director of Luxe Partnership Services  
 Viridiana Ramos.... Senior Luxe Partnership Services Coordinator  
 Tiffani Whittington ..... Senior Luxe Partnership Services  
 Coordinator  
 Brandon Anselmi ..... Luxe Partnership Services Representative  
 Meg Reynolds ..... Partnership Marketing Manager  
 Lelia Vacek ..... Partnership Marketing Media Specialist  
 Sarah Schriever ..... Senior Partnership Marketing Coordinator  
 Julia Lenhardt..... Partnership Marketing Coordinator  
 Michael Nolen..... Partnership Marketing Coordinator  
 Zach Perlman ..... Partnership Fulfillment Coordinator  
 Brittny Shriver ..... Partnership Marketing Coordinator



Ava Roitburg .....Partnerships Intern  
 Stephen Friedlander .....Director of Luxe Partnership  
 Development  
 Christian Jablonski .....Luxe Partnership Development Manager  
 Jon Klein.....Luxe Partnership Development Manager  
 Evin Martinez..... Director of Partnership Development  
 Justin Kempisty ..... Partnership Development Manager  
 Sineddy Santos..... Executive Assistant to Partnerships Team

## TICKETING

Derek Beeman ..... Vice President, Ticket and Event Sales  
 Trey Young..... Senior Director of Ticket Operations  
 Gary Garcia ..... Director of Business Development  
 Jessica Brown..... Director of Membership Service  
 Travis Leyndyke ..... Director of Ticket Strategy and Finance  
 Cody Cavalier .....Club Membership Services Manager  
 Madison Holesko ..... Group Sales Manager  
 Erica Majzoub .....Club Membership Services Manager  
 Ashwin Ponukumati .....Inside Sales Manager  
 Nathan Haile ..... Inside Sales Representative  
 Jordan Harry ..... Inside Sales Representative  
 Hunter Haskins..... Inside Sales Representative  
 Kyandrea Joyner..... Inside Sales Representative  
 Andrew Ramstedt.....Inside Sales Representative  
 Palak Patel..... Inside Sales Representative  
 William Townsend..... Inside Sales Representative  
 Josh Webber..... Inside Sales Representative  
 Ashton Alexander..... Account Executive, Business Development  
 Joshua Davidson..... Account Executive, Business Development  
 Ryne Harris..... Account Executive, Business Development  
 Kelsey Huffer ..... Account Executive, Business Development  
 Armond McCray ..... Account Executive, Business Development  
 Zach McCready..... Account Executive, Business Development  
 Brenden Nagel.....Account Executive, Business Development  
 Tiffany Ochoa ..... Account Executive, Business Development  
 Jorge Howard ..... Account Executive, Business Development  
 Uraney Soto ..... Account Executive, Business Development  
 William Thurman ..... Account Executive, Business Development

Stephen Guttadauro..... Business Development Representative  
 Cameron Young..... Business Development Representative  
 Angelica Walker..... Business Development Representative  
 Sarah Spillane ..... Club Seat Membership Advisor  
 Angela Velazco ..... Club Seat Membership Advisor  
 Romelie Biyo ..... Ticket Operations Coordinator  
 Tayler Bates..... Membership Services Advisor  
 Ariana Berrelez ..... Membership Services Advisor  
 Coby Grissom..... Membership Services Advisor  
 Tate Guerrero..... Membership Services Advisor  
 Chelsea Lott ..... Membership Services Advisor  
 Greg Takekawa ..... Membership Services Advisor  
 Anfernee Trower ..... Membership Services Advisor  
 Skyler Williams..... Membership Services Advisor  
 Caitlin Towle.....Group Sales Specialist  
 Philip Baumgartner .....Group Sales Specialist  
 Josh Curtis.....Group Sales Specialist  
 Joe Di Filippo.....Group Sales Specialist  
 Shermaine Maristela.....Group Sales Specialist  
 Josh Vinson.....Group Sales Specialist  
 Matt Gallina ..... Event Sales Associate  
 Liz Hernandez ..... Event Sales Associate  
 Patrick Stallings ..... Event Sales Associate  
 Zyan Thomas..... Event Sales Associate  
 A.J. Rodriguez.....Ticketing Intern

# OWNERSHIP



**JANICE S. MCNAIR**  
*Co-Founder and Senior Chair*



**CAL MCNAIR**  
*Chair and CEO*

# FOOTBALL OPERATIONS

## EXECUTIVE LEADERSHIP



**NICK CASERIO**  
*Executive Vice President and  
General Manager*



**DEMECO RYANS**  
*Head Coach*



**JOE VERNON**  
*Special Advisor, Football Operations*


# COACHING STAFF



**MATT BURKE**  
*Defensive Coordinator*



**BOBBY SLOWIK**  
*Offensive Coordinator*



**FRANK ROSS**  
*Special Teams Coordinator*




**STEPHEN ADEGOKE**  
*Safeties*



**DANNY BARRETT**  
*Assistant Head Coach/  
Running Backs Coach*



**BEN BOLLING**  
*Defensive Assistant*



**WILLIAM BURNHAM**  
*Assistant Special Teams Coordinator*



**JACQUES CESAIRE**  
*Defensive Line Coach*



**SHANE DAY**  
*Senior Offensive Assistant*



**JARROD JAMES**  
*Offensive Assistant*



**JERROD JOHNSON**  
*Quarterbacks*



**CHRIS KIFFIN**  
*Linebackers*


# COACHING STAFF



**BILL LAZOR**  
*Senior Offensive Assistant*



**BEN McDANIELS**  
*Wide Receivers/Offensive  
Passing Game Coordinator*



**DENARIUS MCGHEE**  
*Offensive Assistant*




**RYAN MILUS**  
*Defensive Assistant*



**JAKE MORELAND**  
*Tight Ends*



**JAKE OLSON**  
*Assistant to the Coaches*



**COLE POPOVICH**  
*Assistant Offensive Line*



**CHRIS STRAUSSER**  
*Offensive Line*



**CORY UNDLIN**  
*Defensive Passing Game Coordinator*



**DINO VASSO**  
*Defensive Backs Coach*



**LEANDER WALLACE**  
*Offensive Quality Control Coach*



**ROD WRIGHT**  
*Assistant Defensive Line*

## FOOTBALL PERFORMANCE RESEARCH



**FRANK EDGERLY**  
*Director of Football Research*



**ROHIT MOGALAYAPALLI**  
*Football Performance Assistant*

## FOOTBALL ADMINISTRATION



**ANDREW BROWN**  
*Director of Football Administration*



**TOM ADDEN**  
*Assistant Director of Football Administration*



**BOBBY BROWN**  
*Associate Director of Football Administration*



# SCOUTING



**JAMES LIPIFERT**  
*Executive Director of  
Player Personnel*




**CHRIS BLANCO**  
*Assistant Director of  
Player Personnel*



**TOM HAYDEN**  
*Director of College Scouting  
Operations*



**RONNIE MCGILL**  
*Director of Pro Scouting*




**D.J. DEBICK**  
*Assistant Director of Pro Scouting*




**TODD JONES JR.**  
*Pro Scout*



**JOHN RITCHER**  
*Co-College Scouting Director*



**MOZIQUE McCURTIS**  
*Co-College Scouting Director*



**BAILEE BROWN**  
*Area Scout*



**NAJJA JOHNSON**  
*Area Scout*



**BRADLEY MATHEWS**  
*National Scout*



**GEORGE PANOS**  
*Area Scout*


# SCOUTING



**BLAISE TAGGART**  
*Area Scout*



**R.J. GOODWIN**  
*Personnel Assistant*



**NATE LEOPOLD**  
*Personnel Assistant*



**SAMANTHA THICK**  
*Football Administration and Scouting  
Information Analyst*




**HALEY STORK**  
*Administrative Assistant,  
Player Personnel*

# FOOTBALL OPERATIONS AND TEAM LOGISTICS




**CLAY HAMPTON**  
*Director of Logistics*




**DARWIN BEACHAM**  
*Director of Equipment*



**ERIC BOWMAN**  
*Assistant Director of Equipment*




**GRANT HENDRIX**  
*Football Operations and Team Logistics Manager*



**MICHAEL REDMAN**  
*Assistant Equipment Manager*



**STERLING BEACHAM**  
*Equipment Assistant*




**TYLER SHERRY**  
*Football Operations and Team Logistics Assistant, Equipment*



**PATRICK MOORER II**  
*Football Operations and Team Logistics Apprentice*


# TEAM DEVELOPMENT



**DYLAN THOMPSON**  
*Director of Team Development*



**MORGAN KLEINSCHMIDT**  
*Senior Manager of Team Development*



**CAMILLE WILSON**  
*Team Development Assistant*

## SECURITY AND FACILITY MANAGEMENT



**BRENT NACCARA**  
*Director of Security and Facility  
Operations*



**ROBERT BREIDING**  
*Security Coordinator*



**CODY CARPENTER**  
*Football Maintenance Coordinator*

## FOOTBALL TECHNOLOGY AND DECISION SCIENCE




**TIM BROG**  
*Director of Football Technology and  
Decision Science*




**COLBY BORDEN**  
*Football Technology Lead*




**THOMAS STOESER**  
*Football Video Assistant*



**BLAKE FARABEE**  
*Football Technology Assistant*



**MATT MOORE**  
*Football Technology Assistant*



**LUCAS MESSINA**  
*Football Technology Assistant*



**KEVIN CLARK**  
*Decision Science Lead*



**PARKER FRANZEN**  
*Football Data Analyst*

## FOOTBALL TECHNOLOGY AND DECISION SCIENCE (cont.)




**ADAM FRON**  
*Football Participation Analyst*



**COLE WEEKS**  
*Football Strategy and Participation Analyst*



**NIDHI SADHU**  
*Modern Web Application Developer*



**BRAD NORDSTROM**  
*Data Engineer*



**JAMES YOBE**  
*Web Application Engineer*



**ISHAN MEHTA**  
*Football Data Scientist*



**JEREMY STABLE**  
*Football Data Analyst*


## SPORTS PERFORMANCE



**MATT VAN DYKE**  
*Executive Director of Player Performance*



**GEOFF KAPLAN**  
*Executive Director of Player Health*




**MARC LEWIS**  
*Director of Applied Sports Science*



**COLE GARDNER**  
*Applied Sports Science Coordinator*

## STRENGTH AND CONDITIONING



**MIKE EUBANKS**

*Director of Strength and Conditioning*




**JOE DISTOR**

*Associate Head Strength and Conditioning Coach*



**CHRIS CERVANTES**

*Assistant Strength and Conditioning Coach*




**RYAN GRUBBS**

*Assistant Strength & Conditioning Coach and Director of Speed Development*



**PAT MOORER**

*Assistant Strength and Conditioning Coach*



**JON HECK**

*Strength and Conditioning Apprentice*

## WELLNESS AND PERFORMANCE NUTRITION




**LADD HARRIS**

*Director of Team Wellness*




**JACOB MERTENS**

*Assistant Director of Performance Nutrition*



**AMY JOHNSON**

*Performance Nutrition Coordinator*



**CHRISTOPHER BEDNORZ**

*Executive Performance Chef*

# WELLNESS AND PERFORMANCE NUTRITION



**MICHAEL POTOWSKI**  
*Executive Performance Sous Chef*



**MATTHEW STAPH**  
*Performance Sous Chef*



**SHAWNA VAUGHAN**  
*Performance Sous Chef*



**FELIPE TAPIA**  
*Performance Kitchen and  
Café Manager*

# SPORTS MEDICINE



**ROLAND RAMIREZ**  
*Director of Sports Medicine/Head  
Athletic Trainer*



**SUE FALSONE**  
*Director of Movement and Return to  
Performance*



**CIARA BURGI**  
*Return to Performance Lead*



**JEREMY BAXTER**  
*Associate Head Athletic Trainer*



**JON VADEN**  
*Return to Performance Assessment  
Coordinator*



**SHANNON OSBORNE**  
*Senior Assistant Athletic Trainer*



**BRANDON KUKAL**  
*Senior Assistant Athletic Trainer*



**MEGAN O'HANLON**  
*Assistant Athletic Trainer*


## SPORTS MEDICINE (cont.)



**TYLER ROEHL**  
*Assistant Athletic Trainer*



**DILLON GREGORY**  
*Assistant Training Apprentice*



**BRIAN PRICE**  
*Assistant Training Apprentice*



**KEBRON AKLILU**  
*Assistant Training Apprentice*



# BUSINESS OPERATIONS

## CHARGE TEAM



**GREG GRISSOM**  
*President*



**GREG KONDRITZ**  
*Executive Vice President, Business Affairs & General Counsel*



**MARILAN LOGAN**  
*Senior Vice President, Chief Financial Officer & Treasurer*



**JUAN RODRIGUEZ**  
*Senior Vice President, Operations and Event Management*



**JOHN SCHRIEVER**  
*Senior Vice President, Event Revenue & Services*



**DOUG VOSIK**  
*Senior Vice President, Marketing & Communications*



**BEN WANG**  
*Senior Vice President, Business Analytics & Insights*



**JERRY ANGEL**  
*Senior Vice President, Partnerships*



**BRIAN GEORGE**  
*Vice President, Luxe & Partnership Development*



**ANITA MARTIN**  
*Vice President, Human Resources*



**HANNAH MCNAIR**  
*Vice President of the Houston Texans Foundation*



**JEFF SCHMITZ**  
*Vice President and Chief Information Officer*

## CHARGE TEAM (cont.)



**STEPHEN JOHNSON**  
*Vice President of Planning and Strategy*



**DAVID FLETCHER**  
*General Manager, Lone Star Sports and Entertainment*

## ADMINISTRATION



**JOANNA MARKS**  
*Executive Assistant, Chairman and CEO*



**CARLY KNOX**  
*Chairman's Office Assistant*

## BUSINESS ANALYTICS AND TECHNOLOGY



**KHOA NGUYEN**  
*Senior Data Operations Manager*



**MATT SCHWARTZ**  
*Senior Business Intelligence Analyst*



**NATE SEIDELL**  
*Senior Business Intelligence Analyst*

# FINANCE



**JOE SMILARI**  
*Controller*



**LISA RUIZ**  
*Senior Director of Payroll Services*



**ROWEENA ENGLAND**  
*Director of Tax*



**CRISTINA ANAYA**  
*Accounts Payable Manager*



**CASSANDRA BLANCHARD**  
*Accounting Manager*



**KAYLA RUMBAUGH**  
*Financial Planning and Analysis  
Manager*



**JEFF KNOX**  
*Accounts Receivable Accountant*



**ANNA REYES**  
*Senior Accountant*



**JACOB ROSS**  
*Senior Financial Analyst - Treasury  
and Data Analytics*



**MONICA GARZA**  
*General Accountant*



**SHELBY VOGT**  
*Senior Payroll Accountant*



**LUCY VEGA QUINTERO**  
*Accounts Payable Specialist*

## FINANCE (cont.)



**MELISSA WEYNAND**  
*Executive Assistant to Marilan Logan*

## HUMAN RESOURCES



**IVORY YOUNGBLOOD**  
*Director of Human Resources*



**VICTORIA TREVINO**  
*HRIS and Benefits Manager*



**JAZZYN BOOKER**  
*Talent Acquisition Manager*



**LEAH PIERRE**  
*Human Resources Manager*



**MIA COMBS**  
*Human Resources Generalist*



**ASHLEY SEMYONE**  
*Human Resources Generalist*



**TERINA BROWN**  
*Human Resources Assistant*

# INFORMATION TECHNOLOGY



**MICHAEL JOHNSON**  
*Senior Director of Enterprise Applications*



**BOBBY RAWLINSON**  
*Director of IT Service Delivery*



**LEO SCOTT**  
*Director of IT Infrastructure*



**ERROL ALLARD**  
*IT Security Manager*



**ANTHONY SHADE**  
*Senior System Administrator*



**AARON AMAYA**  
*Endpoint Management Engineer*



**ELWIN JARAMILLO**  
*Developer*



**BRANDON COOPER**  
*IT Support Analyst*



**WARREN LIEU**  
*Data Engineer*

## LEGAL & BUSINESS AFFAIRS



**SUNIL JAMAL**  
*Associate Counsel*

## MARKETING



**BRANDYN WHITE**  
*Senior Director of Marketing*



**CASEY ALBERTS**  
*Director of Cheerleader Programs*



**JACKIE MALDONADO**  
*Director of Game Presentation and  
Live Entertainment Producer*




**KANDYACE MAYBERRY**  
*Director of Alumni Relations*



**ANDREW JOHNSON**  
*Senior Mascot Program Manager*



**BRETT STEWART**  
*Senior Youth Football Manager*



**JACK FENIMORE**  
*Marketing Manager*



**KRISTA MURRAY**  
*Marketing Manager*

## MARKETING (cont.)



**KIM RAMOS**  
*Game Presentation Manager*



**RYAN RECORDS**  
*Mascot Manager and Content Producer*



**SHAQUIRA MARTIN**  
*Senior Influencer Marketing Coordinator*



**GAVIN CUPP**  
*Community and Alumni Relations Coordinator*



**ZAREAH HORTON**  
*Marketing Coordinator*



**BRIA ROUSE**  
*Game Presentation Coordinator*



**CINDY TORRES**  
*Marketing Coordinator*



**KARLEE COMBEST**  
*Marketing and Cheerleader Program Assistant*



**CHRIS ORTEGA**  
*Game Presentation Intern*

# COMMUNICATIONS




**OMAR MAJZOUB**  
*Director of Communications*



**LINDSEY FOX**  
*Strategic Communications Manager*



**EVERT GEERLINGS**  
*Football Communications Manager*



**RYAN GALBIERZ**  
*Communications Coordinator*



**McKAYLA GOUGH**  
*Communications Intern*



**SPENCER KROCK**  
*Communications Intern*

# COMMUNITY DEVELOPMENT



**ADRIENNE SAXE**  
*Director of Community Development*



**KYLE CUPPLES**  
*Community Relations Coordinator*



**JAY BAUTISTA**  
*Community Development Intern*



# CREATIVE



**CARL MANDELL**  
*Senior Creative Director*



**STEVEN OVERTURF**  
*Senior Graphic Designer*



**ABBIE PURCELL**  
*Graphic Designer*



**WILL KINGSLEY**  
*Graphic Designer*




**ZACH TARRANT**  
*Photography Manager and  
Team Photographer*



**JORDAN MCKENDRICK**  
*Photography Intern*



**TYLER SUDDARTH**  
*Videographer and Lead Producer*



**JOSH SIGE**  
*Creative Content Producer*



**GARDY SWENGBE**  
*Broadcast Content Producer*



**SHANE McNEILL**  
*Video Production Intern*



**GAVIN GEHRT**  
*Executive Producer, Senior Director  
of Live Video Productions*



**KENNY PERKINS**  
*Senior Motion Graphics  
Design Manager*

## CREATIVE (cont.)



**MANNY ALVAREZ PINZON**  
*Motion Graphics Designer  
and Editor*



**BEN SOMMERS**  
*Motion Graphics Intern*

## DIGITAL MEDIA



**JAY McDEVITT**  
*Senior Director of Television and  
Digital Media*



**TED BROOKS**  
*Director of Social Media*



**ADAM CANN**  
*Director of Digital Media*



**JOIDON JENNINGS**  
*Digital Media Manager*



**JUAN VILLANUEVA**  
*Digital Marketing Coordinator*



**ARIANNA ALLEN**  
*Social Media Coordinator*



**KATE CONNORS**  
*Social Media Coordinator*




**JONATHAN JOHNSON**  
*Social Media Producer*

## DIGITAL MEDIA (cont.)



**ETHAN SABATER**  
*Social Media Producer*



**JASMINE REYES**  
*Digital Intern*

## BROADCAST



**MARC VANDERMEER**  
*Voice of the Texans, V.P. Broadcasting*



**DREW DOUGHERTY**  
*Texans TV Host and Senior Integrated Media Manager*



**DEEPI SIDHU**  
*Texans Insider and Senior Content Producer*

## EVENT EXPERIENCE



**DISNEY HARRIS**  
*Senior Director of Event Experience*



**ASHLEY ALSPAUGH**  
*Senior Event Experience Manager*



**KATE GILBERT**  
*Event Experience Manager*



**KELSEY PROCTOR**  
*Event Experience Manager*

## EVENT EXPERIENCE (cont.)



**RYAN JACKSON**  
*Event Experience Coordinator*



**CABINA WOODS**  
*Event Experience Coordinator*



**RYAN DURANT**  
*Event Experience Intern*

## FAN OPERATIONS AND EVENT SERVICES



**HAYLE KRIGEL**  
*Director of Guest Experience*



**WANDA BROWN**  
*Guest Experience Manager*



**IRVING GARZA**  
*Operations Manager*



**CHRISTINA ABAY**  
*Guest Experience Coordinator*



**TAYLOR CLEMENTS**  
*Guest Experience Coordinator*




**GABRIELLA TAGLIONE**  
*Front Desk Representative*

## OPERATIONS AND LOGISTICS



**BLAINE FOREMAN**  
*Senior Director of Operations*



**RICK BORNHAUSER**  
*Operations and Logistics Manager*



**RICHARD GARCIA**  
*Logistics and Supply Chain Manager*



**JACKSON RUTT**  
*Event Operations Coordinator*



**MARVIN DAVE**  
*Senior Office Services Manager*



**BEN WANGRIN**  
*Office Services Coordinator*

## PARTNERSHIPS



**ALEXANDRA COMEROTA**  
*Senior Director of Partnership Marketing*



**BRIAN PEDEN**  
*Senior Director of Partnership Development*



**SHARI RAINEY**  
*Senior Director of Luxe Partnership Services*




**VIRIDIANA RAMOS**  
*Senior Luxe Partnership Services Coordinator*

## PARTNERSHIPS (cont.)



**TIFFANI WHITTINGTON**  
*Senior Luxe Partnership  
Services Coordinator*



**BRANDON ANSELM**  
*Luxe Partnership Services  
Representative*



**MEG REYNOLDS**  
*Partnership Marketing Manager*



**LELIA VACEK**  
*Partnership Marketing Media  
Specialist*



**SARAH SCHRIEVER**  
*Senior Partnership Marketing  
Coordinator*



**JULIA LENHARDT**  
*Partnership Marketing Coordinator*



**MICHAEL NOLEN**  
*Partnership Marketing Coordinator*



**ZACH PERLMAN**  
*Partnership Fulfillment Coordinator*



**BRITTYN SHRIVER**  
*Partnership Marketing Coordinator*



**AVA ROITBURG**  
*Partnerships Intern*



**STEPHEN FRIEDLANDER**  
*Director of Luxe Partnership  
Development*



**CHRISTIAN JABLONSKI**  
*Luxe Partnership Development  
Manager*

## PARTNERSHIPS (cont.)



**JON KLEIN**  
*Luxe Partnership Development  
Manager*



**EVIN MARTINEZ**  
*Director of Partnership Development*



**JUSTIN KEMPISTY**  
*Partnership Development Manager*




**SINEDDY SANTOS**  
*Executive Assistant to Partnerships  
Team*

## TICKETING



**DEREK BEEMAN**  
*Vice President, Ticket and  
Event Sales*



**TREY YOUNG**  
*Senior Director of Ticket Operations*




**GARY GARCIA**  
*Director of Business Development*



**JESSICA BROWN**  
*Director of Membership Service*

# TICKETING (cont.)



**TRAVIS LEYNDYKE**  
*Director of Ticket Strategy  
and Finance*



**CODY CAVALIER**  
*Club Membership Services Manager*



**MADISON HOLESKO**  
*Group Sales Manager*



**ERICA MAJZOUB**  
*Club Membership Services Manager*




**ASHWIN PONUKUMATI**  
*Inside Sales Manager*



**NATHAN HAILE**  
*Inside Sales Representative*



**JORDAN HARRY**  
*Inside Sales Representative*



**HUNTER HASKINS**  
*Inside Sales Representative*



**KYANDREA JOYNER**  
*Inside Sales Representative*



**ANDREW RAMSTEDT**  
*Inside Sales Representative*



**PALAK PATEL**  
*Inside Sales Representative*



**WILLIAM TOWNSEND**  
*Inside Sales Representative*



# TICKETING (cont.)



**JOSH WEBBER**  
*Inside Sales Representative*



**ASHTON ALEXANDER**  
*Account Executive, Business Development*



**JOSHUA DAVIDSON**  
*Account Executive, Business Development*



**RYNE HARRIS**  
*Account Executive, Business Development*




**KELSEY HUFFER**  
*Account Executive, Business Development*



**ARMOND MCCRAY**  
*Account Executive, Business Development*




**ZACH MCCREADY**  
*Account Executive, Business Development*



**BRENDEN NAGEL**  
*Account Executive, Business Development*



**TIFFANY OCHOA**  
*Account Executive, Business Development*



**JORGE HOWARD**  
*Account Executive, Business Development*



**URANEY SOTO**  
*Account Executive, Business Development*



**WILLIAM THURMAN**  
*Account Executive, Business Development*

# TICKETING (cont.)



**STEPHEN GUTTADAURO**  
*Business Development Representative*



**CAMERON YOUNG**  
*Business Development Representative*



**ANGELICA WALKER**  
*Business Development Representative*



**SARAH SPILLANE**  
*Club Seat Membership Advisor*




**ANGELA VELAZCO**  
*Club Seat Membership Advisor*



**ROMELIE BIYO**  
*Ticket Operations Coordinator*



**TAYLER BATES**  
*Membership Services Advisor*



**ARIANA BERRELEZ**  
*Membership Services Advisor*



**COBY GRISSOM**  
*Membership Services Advisor*



**TATE GUERRERO**  
*Membership Services Advisor*



**CHELSEA LOTT**  
*Membership Services Advisor*



**GREG TAKEKAWA**  
*Membership Services Advisor*

# TICKETING (cont.)




**ANFERNEE TROWER**  
*Membership Services Advisor*



**SKYLER WILLIAMS**  
*Membership Services Advisor*



**CAITLIN TOWLE**  
*Group Sales Specialist*



**PHILLIP BAUMGARTNER**  
*Group Sales Specialist*




**JOSH CURTIS**  
*Group Sales Specialist*



**JOE DI FILIPPO**  
*Group Sales Specialist*



**SHERMAINE MARISTELA**  
*Group Sales Specialist*



**JOSH VINSON**  
*Group Sales Specialist*



**MATT GALLINA**  
*Event Sales Associate*



**LIZ HERNANDEZ**  
*Event Sales Associate*



**PATRICK STALLINGS**  
*Event Sales Associate*



**ZYAN THOMAS**  
*Event Sales Associate*



**AJ RODRIGUEZ**  
*Ticketing Intern*



**HOUSTON  
TEXANS**

**2022 SEASON**

**IN REVIEW**

# 2022 REGULAR SEASON STATISTICS



WON 3, LOST 13, TIED 1					
09/11	T	20-20 (OT)	Indianapolis	69,415	
09/18	L	9-16	at Denver	76,191	
09/25	L	20-23	at Chicago	60,592	
10/02	L	24-34	L.A. Chargers	69,071	
10/09	W	13-6	at Jacksonville	60,018	
10/23	L	20-38	at Las Vegas	61,228	
10/30	L	10-17	Tennessee	68,467	
11/03	L	17-29	Philadelphia	68,831	
11/13	L	16-24	at N.Y. Giants	71,615	
11/20	L	10-23	Washington	65,865	
11/27	L	15-30	at Miami	66,205	
12/04	L	14-27	Cleveland	66,523	
12/11	L	23-27	at Dallas	93,843	
12/18	L	24-30 (OT)	Kansas City	70,541	
12/24	W	19-14	at Tennessee	66,634	
01/01	L	3-31	Jacksonville	64,581	
01/08	W	32-31	at Indianapolis	63,655	

2022 TEAM STATISTICS			
	HOU	OPP.	
<b>FIRST DOWNS</b>	<b>277</b>	<b>372</b>	
Rushing	90	150	
Passing	159	196	
Penalty	28	26	
Third Down-Made/Att	67/221	86/221	
Third Down Efficiency	30.3%	38.9%	
Fourth Down-Made/Att	13/26	13/21	
Fourth Down Efficiency	50.0%	61.9%	
<b>TOTAL NET YARDS</b>	<b>4,820</b>	<b>6,452</b>	
Avg. Per Game	283.5	379.5	
Total Plays	1,015	1,134	
Avg. Per Play	4.7	5.7	
<b>NET YARDS RUSHING</b>	<b>1,476</b>	<b>2,894</b>	
Avg. Per Game	86.8	170.2	
Total Rushes	398	573	
Avg. Per Rush	3.7	5.1	
<b>NET YARDS PASSING</b>	<b>3,344</b>	<b>3,558</b>	
Avg. Per Game	196.7	209.3	
Sacked/Yards Lost	38/298	39/217	
Gross Yards	3,642	3,775	
Attempts/Completions	579/352	522/336	
Pct. of Completion	60.8%	64.4%	
Had Intercepted	19	16	
<b>PUNTS/AVERAGE</b>	<b>88/48.1</b>	<b>73/47.4</b>	
Net Punting Average	42.6	40.8	
<b>PUNT RETURN/AVG.</b>	<b>37/9.8</b>	<b>45/8.9</b>	
<b>KICKOFF RETURN/AVG.</b>	<b>22/23.3</b>	<b>37/19.0</b>	
<b>INTERCEPTION RETURN/AVG.</b>	<b>16/15.8</b>	<b>19/16.6</b>	
<b>PENALTIES/YARDS</b>	<b>88/644</b>	<b>95/773</b>	
<b>FUMBLES/BALL LOST</b>	<b>22/9</b>	<b>30/11</b>	
<b>TOUCHDOWNS</b>	<b>29</b>	<b>48</b>	
Rushing	7	25	
Passing	20	15	
Returns	2	8	
<b>EXTRA POINTS/ATTEMPTS</b>	<b>24/24</b>	<b>44/45</b>	
<b>TWO POINT CONVERSION/ATT.</b>	<b>1/5</b>	<b>2/2</b>	
<b>FIELD GOALS/ATTEMPTS</b>	<b>29/31</b>	<b>28/32</b>	
<b>AVG. TIME OF POSSESSION</b>	<b>28:28</b>	<b>31:32</b>	

SCORE BY PERIODS	Q1	Q2	Q3	Q4	OT	PTS
Texans	54	85	78	72	0	289
OPPONENTS	88	127	80	119	6	420

SCORING	TD	RU	PA	RT	K-PAT	FG	2PT	S	PTS
K. Fairbairn	0	0	0	0	24/24	29/31	0	0	111
J. Akins	5	0	5	0	0/0	0/0	1	0	32
D. Pierce	5	4	1	0	0/0	0/0	0	0	30
B. Cooks	3	0	3	0	0/0	0/0	0	0	18
R. Burkhead	2	0	1	1	0/0	0/0	0	0	12
N. Collins	2	0	2	0	0/0	0/0	0	0	12
O. Howard	2	0	2	0	0/0	0/0	0	0	12
D. Mills	2	2	0	0	0/0	0/0	0	0	12
C. Moore	2	0	2	0	0/0	0/0	0	0	12
T. Quitoriano	2	0	2	0	0/0	0/0	0	0	12
P. Dorsett	1	0	1	0	0/0	0/0	0	0	6
J. Greenard	1	0	0	1	0/0	0/0	0	0	6
D. Ogunbowale	1	1	0	0	0/0	0/0	0	0	6
A. Rodgers	1	0	1	0	0/0	0/0	0	0	6
R. Lopez	0	0	0	0	0/0	0/0	0	1	2
<b>TEXANS</b>	<b>29</b>	<b>7</b>	<b>20</b>	<b>2</b>	<b>24/24</b>	<b>29/31</b>	<b>1</b>	<b>1</b>	<b>289</b>
<b>OPPONENTS</b>	<b>48</b>	<b>25</b>	<b>15</b>	<b>8</b>	<b>44/45</b>	<b>28/32</b>	<b>2</b>	<b>0</b>	<b>420</b>

RUSHING	NO.	YDS	AVG	LONG	TD
D. Pierce	220	939	4.3	75t	4
D. Ogunbowale	42	123	2.9	11	1
R. Freeman	41	117	2.9	11	0
D. Mills	32	108	3.4	17t	2
R. Burkhead	26	80	3.1	9	0
J. Driskel	20	75	3.8	10	0
K. Allen	6	13	2.2	5	0
B. Cooks	2	7	3.5	5	0
A. Rodgers	2	7	3.5	4	0
C. Moore	3	3	1.0	3	0
M. Stewart	1	3	3.0	3	0
E. Benjamin	3	1	0.3	4	0

<b>TEXANS</b>	<b>398</b>	<b>1,476</b>	<b>3.7</b>	<b>75t</b>	<b>7</b>
<b>OPPONENTS</b>	<b>573</b>	<b>2,894</b>	<b>5.1</b>	<b>62t</b>	<b>25</b>

RECEIVING	TAR	NO.	YDS	AVG	LONG	TD
B. Cooks	93	57	699	12.3	44	3
C. Moore	74	48	548	11.4	52	2
N. Collins	66	37	481	13.0	58	2
J. Akins	54	37	495	13.4	46	5
R. Burkhead	51	37	204	5.5	17	1
P. Dorsett	40	20	257	12.9	34	1
D. Pierce	39	30	165	5.5	16	1
B. Jordan	28	14	128	9.1	20	0
D. Ogunbowale	26	20	104	5.2	23	0
O. Howard	23	10	145	14.5	26	2
A. Rodgers	17	12	154	12.8	37	1
T. Quitoriano	14	7	113	16.1	52	2
P. Brown	10	7	72	10.3	30	0
R. Freeman	8	6	33	5.5	9	0
T. Hairston	8	5	19	3.8	7	0
M. Schreck	2	2	6	3.0	6	0
C. Conley	2	0	0	0.0	0	0
T. Johnson	1	1	8	8.0	8	0
J. Camp	1	1	7	7.0	7	0
J. Driskel	1	1	4	4.0	4	0

<b>TEXANS</b>	<b>558</b>	<b>352</b>	<b>3,642</b>	<b>10.3</b>	<b>58</b>	<b>20</b>
<b>OPPONENTS</b>	<b>494</b>	<b>336</b>	<b>3,775</b>	<b>11.2</b>	<b>54t</b>	<b>15</b>

INTERCEPTIONS	NO.	YDS	AVG	LONG	TD
J. Pitre	5	57	11.4	29	0
T. Smith	2	33	16.5	26	0
D. King II	2	30	15.0	29	0
C. Kirksey	2	18	9.0	18	0
J. Greenard	1	39	39.0	39t	1
S. Nelson	1	33	33.0	33	0
C. Harris	1	20	20.0	20	0
J. Hughes	1	14	14.0	14	0
D. Stingley Jr.	1	9	9.0	9	0

<b>TEXANS</b>	<b>16</b>	<b>253</b>	<b>15.8</b>	<b>39t</b>	<b>1</b>
<b>OPPONENTS</b>	<b>19</b>	<b>315</b>	<b>16.6</b>	<b>73t</b>	<b>4</b>

FUMBLES	FUM	LST	FF	REC	TD
D. Mills	8	3	0	2	0
D. Pierce	4	2	0	0	0
K. Allen	4	1	0	1	0
R. Freeman	1	1	0	0	0
D. King II	1	1	0	0	0
J. Akins	1	1	0	1	0
S. Quessenberry	1	0	0	0	0
J. Pitre	1	0	0	1	0
A. Cann	0	0	0	4	0
A. Rodgers	1	0	0	0	0
R. Burkhead	0	0	0	1	1
T. Howard	0	0	0	1	0
L. Tunsil	0	0	0	1	0

<b>TEXANS</b>	<b>22</b>	<b>9</b>	<b>0</b>	<b>12</b>	<b>1</b>
<b>OPPONENTS</b>	<b>30</b>	<b>11</b>	<b>0</b>	<b>10</b>	<b>0</b>

PUNTING	NO.	YDS	AVG	NET	TB	IN	LG	B
C. Johnston	88	4,229	48.1	42.6	4	37	67	0

<b>TEXANS</b>	<b>88</b>	<b>4,229</b>	<b>48.1</b>	<b>42.6</b>	<b>4</b>	<b>37</b>	<b>67</b>	<b>0</b>
<b>OPPONENTS</b>	<b>73</b>	<b>3,458</b>	<b>47.4</b>	<b>40.8</b>	<b>6</b>	<b>28</b>	<b>70</b>	<b>0</b>

PUNT RETURNS	RET	FC	YDS	AVG	LONG	TD
D. King II	33	16	309	9.4	31	0
T. Smith	4	2	53	13.3	26	0

<b>TEXANS</b>	<b>37</b>	<b>18</b>	<b>362</b>	<b>9.8</b>	<b>31</b>	<b>0</b>
<b>OPPONENTS</b>	<b>45</b>	<b>22</b>	<b>401</b>	<b>8.9</b>	<b>76t</b>	<b>1</b>

KICKOFF RETURNS	NO.	YDS	AVG	LONG	TD
T. Smith	19	417	21.9	32	0
D. King II	1	50	50.0	50	0
D. Ogunbowale	2	46	23.0	25	0

<b>TEXANS</b>	<b>22</b>	<b>513</b>	<b>23.3</b>	<b>50</b>	<b>0</b>
<b>OPPONENTS</b>	<b>37</b>	<b>703</b>	<b>19.0</b>	<b>28</b>	<b>0</b>

# 2022 REGULAR SEASON STATISTICS



FIELD GOALS	1-19	20-29	30-39	40-49	50+
K. Fairbairn	0/0	7/7	7/8	9/10	6/6
<b>TEXANS</b>	<b>0/0</b>	<b>7/7</b>	<b>7/8</b>	<b>9/10</b>	<b>6/6</b>
<b>OPPONENTS</b>	<b>0/0</b>	<b>10/10</b>	<b>4/4</b>	<b>8/10</b>	<b>6/8</b>

K. Fairbairn: (45G, 43G) (40G, 44G, 24G) (39G, 23G) (46WL, 40G) (50G, 51G) (39WR, 55G, 35G) (43G) (30G) (38G, 34G, 46G) (29G) (28G) (44G, 35G) (43G, 50G, 54G) (29G) (25G, 22G) (56G) (37G)

**OPP:** (45G, 27G, 42WR) (20G, 24G, 50G) (47G, 50G, 30G) (23G, 37G) (26G, 45G) (50G) (48WR, 29G) (54WR) (49G) (25G, 24G, 44G) (45G, 23G, 35G) (43G, 42G) (33G, 53G) (27G, 51WR) (53G) (54G)

**2-Pt Conv:** J. Akins 1, D. Ogunbowale 0, **TM** 1-5, **OPP** 2-2

**SACKS:** J. Hughes 9.0, O. Okoronkwo 5.0, R. Green 3.5, M. Collins 3.5, B. Cashman 3.0, C. Kirksey 3.0, J. Greenard 1.5, C. Harris 1.0, D. Stingley Jr. 1.0, J. Pitre 1.0, J. Owens 1.0, M. Addison 1.0, S. Nelson 1.0, J. Johnson 1.0, K. Hinish 1.0, R. Lopez 1.0, J. Hansen 1.0, T. Booker IV 0.5, **TM** 39.0, **OPP** 38.0 **FUM/LOST:** D. Mills 8/3, D. Pierce 4/2, K. Allen 4/1, J. Akins 1/1, D. King II 1/1, R. Freeman 1/1, S. Quessenberry 1/0, A. Rodgers 1/0, J. Pitre 1/0, **TM** 22/9, **OPP** 30/11

PASSING	ATT	CMP	YDS	CMP%	YDS/ATT	TD	TD%	INT	INT%	LONG	SACK	LOST	RATING
D. Mills	479	292	3,118	61.0	6.5	17	3.5	15	3.1	58	31	244	78.8
K. Allen	78	46	416	59.0	5.3	2	2.6	4	5.1	39	5	41	60.6
J. Driskel	20	14	108	70.0	5.4	1	5.0	0	0.0	28t	2	13	99.6
R. Burkhead	1	0	0	0.0	0.0	0	0.0	0	0.0	0	0	0	39.6
P. Dorsett	1	0	0	0.0	0.0	0	0.0	0	0.0	0	0	0	39.6
<b>TEXANS</b>	<b>579</b>	<b>352</b>	<b>3,642</b>	<b>60.8</b>	<b>6.3</b>	<b>20</b>	<b>3.5</b>	<b>19</b>	<b>3.3</b>	<b>58</b>	<b>38</b>	<b>298</b>	<b>76.8</b>
<b>OPPONENTS</b>	<b>522</b>	<b>336</b>	<b>3,775</b>	<b>64.4</b>	<b>7.2</b>	<b>15</b>	<b>2.9</b>	<b>16</b>	<b>3.1</b>	<b>54t</b>	<b>39</b>	<b>217</b>	<b>82.7</b>

# 2022 DEFENSIVE STATISTICS



## 2022 REGULAR SEASON HOUSTON TEXANS DEFENSIVE STATS (THROUGH WEEK 18)

POS.	PLAYER	TKL.	AST.	TOTAL	TFL	SACKS/YDS.	QBH	FR	FF	INT./YDS.	PD
S	J. Pitre	99	48	147	5	1.0/8.0	1	1	0	5/57	8
S	J. Owens	84	41	125	0	1.0/0.0	1	0	0	0/0	4
LB	C. Kirksey	82	42	124	7	3.0/26.0	7	1	0	2/18	5
CB/PR/KR	D. King II	59	29	88	10	0.0/0.0	2	2	0	2/30	8
LB	C. Harris	46	28	74	6	1.0/7.0	3	0	1	1/20	5
CB	S. Nelson	39	13	52	1	1.0/7.0	1	0	1	1/33	7
DE	O. Okoronkwo	32	12	44	9	5.0/27.0	11	0	1	0/0	2
CB	D. Stingley Jr.	35	8	43	0	1.0/0.0	0	0	0	1/9	5
DE	R. Green	27	15	42	5	3.5/15.0	8	0	0	0/0	2
LB	K. Grugier-Hill	30	10	40	1	0.0/0.0	0	0	0	0/0	1
DT	M. Collins	27	10	37	9	3.5/17.0	10	0	0	0/0	2
DT	R. Lopez	20	16	36	6	1.0/7.0	3	0	0	0/0	1
CB	T. Thomas	19	17	36	1	0.0/0.0	0	0	2	0/0	1
DE	J. Hughes	21	14	35	10	9.0/61.0	10	0	2	1/14	1
S	M. Stewart	22	5	27	1	0.0/0.0	0	1	0	0/0	1
DT	K. Hinish	11	12	23	6	1.0/4.0	2	0	0	0/0	0
LB	J. Hansen	13	8	21	2	1.0/6.0	2	1	1	0/0	0
S	E. Murray	11	6	17	0	0.0/0.0	0	0	0	0/0	0
CB/PR/KR	T. Smith	12	4	16	1	0.0/0.0	0	0	1	2/33	4
DE	J. Greenard	9	7	16	6	1.5/6.0	4	1	0	1/39	1
LB	B. Cashman	12	3	15	4	3.0/20.0	5	0	0	0/0	2
DT	T. Booker IV	11	4	15	1	0.5/1.0	1	0	0	0/0	1
DE	M. Addison	6	9	15	1	1.0/5.0	2	0	1	0/0	1
LB	G. Wallow	4	6	10	1	0.0/0.0	0	0	0	0/0	1
LB	J. Reeves-Maybin	5	4	9	0	0.0/0.0	0	0	0	0/0	0
DT	M. Dwumfour	6	0	6	0	0.0/0.0	3	0	0	0/0	0
DT	J. Johnson	4	1	5	0	1.0/0.0	1	1	0	0/0	0
LB	N. Hewitt	3	1	4	1	0.0/0.0	0	0	0	0/0	0
DT	T. Stallworth	2	2	4	1	0.0/0.0	0	0	0	0/0	0
DE	D. Harris	0	4	4	0	0.0/0.0	1	0	0	0/0	1
OLB	K. Pierre-Louis	1	2	3	0	0.0/0.0	0	0	0	0/0	1
<b>TEXANS TOTALS</b>		<b>752</b>	<b>381</b>	<b>1,133</b>	<b>95</b>	<b>39.0/217.0</b>	<b>78</b>	<b>8</b>	<b>10</b>	<b>16/253</b>	<b>65</b>
<b>OPP. TOTALS</b>		<b>618</b>	<b>360</b>	<b>978</b>	<b>86</b>	<b>38.0/298.0</b>	<b>108</b>	<b>8</b>	<b>17</b>	<b>19/315</b>	<b>70</b>

AST.=Assist, TFL=Tackle for a Loss, QBH=Quarterback Hits, Int.=Interception, FR=Fumble Recovery, FF=Forced Fumble, PD=Pass Defense

### 2022 TEXANS SPECIAL TEAMS

PLAYER	TKL.	AST.	COMB.
Stewart, M.J.	8	6	14
Ogunbowale, Dare	9	2	11
Cashman, Blake	7	4	11
Hewitt, Neville	7	3	10
Murray, Eric	7	3	10
Hairston, Troy	5	1	6
Reeves-Maybin, Jalen	4	2	6
Smith, Tremon	4	2	6
Weeks, Jon	1	5	6
Thomas, Tavierre	4	1	5
Hansen, Jake	2	2	4
Arnold, Grayland	2	1	3
Wallow, Garret	2	1	3
Redmond, Will	2	0	2
Francis, Cobi	1	0	1
Moore, Chris	1	0	1
King II, Desmond	0	1	1
Pierre-Louis, Kevin	0	1	1
<b>TOTALS</b>	<b>66</b>	<b>35</b>	<b>101</b>

### DEFENSIVE STATS BY RANK

SACKS		INTERCEPTIONS		TACKLES FOR LOSS		PASSES DEFENSED		QUARTERBACK HITS	
PLAYER	NO.	PLAYER	NO.	PLAYER	NO.	PLAYER	NO.	PLAYER	NO.
J. Hughes	9.0	J. Pitre	5	J. Hughes	10	D. King II	8	O. Okoronkwo	11
O. Okoronkwo	5.0	D. King II	2	D. King II	10	J. Pitre	8	M. Collins	10
M. Collins	3.5	C. Kirksey	2	M. Collins	9	S. Nelson	7	J. Hughes	10
R. Green	3.5	T. Smith	2	O. Okoronkwo	9	C. Harris	5	R. Green	8
B. Cashman	3.0	J. Greenard	1	C. Kirksey	7	C. Kirksey	5	C. Kirksey	7
C. Kirksey	3.0	C. Harris	1	J. Greenard	6	D. Stingley Jr.	5	B. Cashman	5
J. Greenard	1.5	J. Hughes	1	C. Harris	6	J. Owens	4	J. Greenard	4
M. Addison	1.0	S. Nelson	1	K. Hinish	6	T. Smith	4	M. Dwumfour	3
J. Hansen	1.0	D. Stingley Jr.	1	R. Lopez	6	B. Cashman	2	C. Harris	3
C. Harris	1.0			R. Green	5	M. Collins	2	R. Lopez	3
K. Hinish	1.0			J. Pitre	5	R. Green	2	M. Addison	2
J. Johnson	1.0			B. Cashman	4	O. Okoronkwo	2	J. Hansen	2
R. Lopez	1.0			J. Hansen	2	M. Addison	1	K. Hinish	2
S. Nelson	1.0			M. Addison	1	T. Booker IV	1	D. King II	2
J. Owens	1.0			T. Booker IV	1	J. Greenard	1	T. Booker IV	1
J. Pitre	1.0			K. Grugier-Hill	1	K. Grugier-Hill	1	D. Harris	1
D. Stingley Jr.	1.0			N. Hewitt	1	D. Harris	1	J. Johnson	1
T. Booker IV	0.5			S. Nelson	1	J. Hughes	1	S. Nelson	1
				T. Smith	1	R. Lopez	1	J. Owens	1
				T. Stallworth	1	K. Pierre-Louis	1	J. Pitre	1
				M. Stewart	1	M. Stewart	1		
				T. Thomas	1	T. Thomas	1		
				G. Wallow	1	G. Wallow	1		



# 2022 STATISTICAL LEADERS



## 2022 REGULAR SEASON - OFFENSIVE

PASSING		RECEIVING		POINTS	
PLAYER	YARDS	PLAYER	YARDS	PLAYER	POINTS
Davis Mills	3,118	Brandin Cooks	699	Davis Mills	116
Kyle Allen	416	Chris Moore	548	Ka'imi Fairbairn	111
Jeff Driskel	108	Jordan Akins	495	Dameon Pierce	24
RUSHING		Nico Collins	481	Kyle Allen	12
PLAYER	YARDS	Phillip Dorsett	257	Jeff Driskel	6
Dameon Pierce	939	Rex Burkhead	204	Jonathan Greenard	6
Dare Ogunbowale	123	Dameon Pierce	165	Dare Ogunbowale	6
Royce Freeman	117	Amari Rodgers	154	Jordan Akins	2
Davis Mills	108	O.J. Howard	145		
Rex Burkhead	80	Brevin Jordan	128		
Jeff Driskel	75	Teagan Quitoriano	113		
Kyle Allen	13	Dare Ogunbowale	104		
Brandin Cooks	7				
Amari Rodgers	7				
Chris Moore	3				

## 2022 REGULAR SEASON - DEFENSIVE

SACKS			FUMBLES			PASSES DEFENSED	
PLAYER	SACKS	YARDS	PLAYER	FF	FR	PLAYER	PD
Jerry Hughes	9.0	61.0	Desmond King II	2	0	Jalen Pitre	8
Ogbonnia Okoronkwo	5.0	27.0	Jake Hansen	1	1	Desmond King II	8
Rasheem Green	3.5	15.0	Jalen Pitre	1	0	Steven Nelson	7
Maliek Collins	3.5	17.0	Jaleel Johnson	1	0	Christian Harris	5
Blake Cashman	3.0	20.0	M.J. Stewart	1	0	Derek Stingley Jr.	5
Christian Kirksey	3.0	26.0	Jonathan Greenard	1	0	Christian Kirksey	5
Jonathan Greenard	1.5	6.0	Christian Kirksey	1	0	Tremont Smith	4
Roy Lopez	1.0	7.0	Jerry Hughes	0	2	Jonathan Owens	4
Steven Nelson	1.0	7.0	Tavierre Thomas	0	2	Blake Cashman	2
Jalen Pitre	1.0	8.0	Steven Nelson	0	1	Maliek Collins	2
Jake Hansen	1.0	6.0	Tremont Smith	0	1	Ogbonnia Okoronkwo	2
Jonathan Owens	1.0	0.0	Ogbonnia Okoronkwo	0	1	Rasheem Green	2
Jaleel Johnson	1.0	0.0	Mario Addison	0	1	Jonathan Greenard	1
Derek Stingley Jr.	1.0	0.0	Christian Harris	0	1	Garret Wallow	1
Mario Addison	1.0	5.0	Tavierre Thomas	0	2	Demone Harris	1
Kurt Hinish	1.0	4.0	Steven Nelson	0	1	Thomas Booker IV	1
Christian Harris	1.0	7.0	Tremont Smith	0	1	Tavierre Thomas	1
Thomas Booker IV	0.5	1.0	Ogbonnia Okoronkwo	0	1	M.J. Stewart	1
INTERCEPTIONS			QUARTERBACK HITS			TACKLES FOR LOSS	
PLAYER	INT	YARDS	LONG	PLAYER	QBH	PLAYER	TFL
Jalen Pitre	5	57	29	Ogbonnia Okoronkwo	11	Desmond King II	10
Tremont Smith	2	33	33	Maliek Collins	10	Jerry Hughes	10
Desmond King II	2	30	29	Jerry Hughes	10	Maliek Collins	9
Christian Kirksey	2	18	18	Rasheem Green	8	Ogbonnia Okoronkwo	9
Jonathan Greenard	1	39	39T	Christian Kirksey	7	Christian Kirksey	7
Steven Nelson	1	33	33	Blake Cashman	5	Jonathan Greenard	6
Christian Harris	1	20	20	Jonathan Greenard	4	Roy Lopez	6
Jerry Hughes	1	14	14	Michael Dwumfour	3	Kurt Hinish	6
Derek Stingley Jr.	1	9	9	Roy Lopez	3	Christian Harris	6
DEFENSIVE TACKLES							
PLAYER	SOLO	ASST	TK	Christian Harris	3	Jalen Pitre	5
Jalen Pitre	99	48	147	Jake Hansen	2	Rasheem Green	5
Jonathan Owens	84	41	125	Mario Addison	2	Blake Cashman	4
Christian Kirksey	82	42	124	Desmond King II	2	Jake Hansen	2
Desmond King II	59	29	88	Kurt Hinish	2	Tremont Smith	1
Christian Harris	46	28	74	Jaleel Johnson	1	Steven Nelson	1
Steven Nelson	39	13	52	Jalen Pitre	1	Garret Wallow	1
Ogbonnia Okoronkwo	32	12	44	Jonathan Owens	1	Thomas Booker IV	1
Derek Stingley Jr.	35	8	43				
Rasheem Green	27	15	42				
Kamu Grugier-Hill	30	10	40				
Maliek Collins	27	10	37				

# 2022 STATISTICAL LEADERS



Tavierre Thomas

1 M.J. Stewart

1 Kamu Grugier-Hill

1

## 2022 REGULAR SEASON - SPECIAL TEAMS

### SPECIAL TEAMS TACKLES

PLAYER	TK
Dare Ogunbowale	9
M.J. Stewart	8
Blake Cashman	7
Eric Murray	7
Neville Hewitt	7
Troy Hairston	5
Tremon Smith	4
Tavierre Thomas	4
Jalen Reeves-Maybin	4

### KICKOFF RETURNS

PLAYER	YARDS (AVG)
Jake Hansen	2
Grayland Arnold	2
Garret Wallow	2
Will Redmond	2
Jon Weeks	1
Cobi Francis	1
Chris Moore	1
Tremon Smith	417 (21.9)
Desmond King II	50 (50.0)

### PUNT RETURNS

PLAYER	YARDS (AVG)
Dare Ogunbowale	46 (23.0)
Desmond King II	309 (9.4)
Tremon Smith	53 (13.3)

### FIELD GOALS

PLAYER	MADE/ATT
Ka'imi Fairbairn	29/31 (93.5%)

### PUNTS

PLAYER	YARDS (AVG/NET AVG)
Cameron Johnston	4,229 (48.1/42.6)



# 2022 PLAYER PARTICIPATION



## 2022 HOUSTON TEXANS PLAYER PARTICIPATION SUMMARY (AS OF JANUARY 8, 2023)

PLAYER	GP	GS	IA	DNP	PLAYER	GP	GS	IA	DNP
Addison, Mario	12	1	1	0	Johnson, Jaleel	3	2	0	0
Akins, Jordan	15	7	0	0	Johnson, Tyler	2	0	3	0
Allen, Kyle	2	2	7	8	Johnson, Tyron	3	2	0	0
Anderson, Darius	0	0	0	0	Johnston, Cameron	17	0	0	0
Arnold, Grayland	8	0	0	0	Jordan, Brevin	11	3	6	0
Bachman, Alex	0	0	0	0	King II, Desmond	17	13	0	0
Benjamin, Eno	2	0	2	0	Kirksey, Christian	17	17	0	0
Booker IV, Thomas	10	1	7	0	Lopez, Roy	17	14	0	0
Britt, Justin	1	1	1	0	McCollum, Tristin	0	0	0	0
Brown, Pharaoh	3	3	1	0	McCray, Justin	12	2	2	3
Burkhead, Rex	16	0	1	0	Metchie III, John	0	0	0	0
Camp, Jalen	2	0	1	0	Mills, Davis	15	15	0	2
Cann, A.J.	16	16	1	0	Moore, Chris	16	7	1	0
Cashman, Blake	16	1	1	0	Morrissey, Jimmy	8	0	2	5
Collins, Maliek	15	15	2	0	Murray, Eric	17	0	0	0
Collins, Nico	10	7	4	0	Nelson, Steven	15	15	2	0
Conley, Chris	2	0	0	0	Odeleye, Adedayo	0	0	0	0
Cooks, Brandin	13	13	4	0	Ogbuehi, Cedric	0	0	0	0
Davis, Davion	0	0	0	0	Ogunbowale, Dare	17	4	0	0
Deculus, Austin	5	0	11	1	Okoronkwo, Ogbonnia	17	8	0	0
Doaks, Gerrid	0	0	0	0	Owens, Jonathan	17	17	0	0
Dorsett, Phillip	15	4	2	0	Pierce, Dameon	13	13	0	0
Driskel, Jeff	7	2	0	0	Pierre-Louis, Kevin	2	0	0	0
Dwumfour, Michael	7	0	1	0	Pitre, Jalen	17	17	0	0
Estrada, Drew	0	0	0	0	Quessenberry, Scott	16	16	0	1
Fairbairn, Ka'imi	17	0	0	0	Quitoriano, Teagan	9	6	1	0
Francis, Cobi	5	0	2	0	Redmond, Will	3	0	0	0
Freeman, Royce	4	1	0	0	Reeves-Maybin, Jalen	17	0	0	0
Green, Kenyon	15	14	2	0	Rivers, Derek	0	0	0	0
Green, Rasheem	16	5	1	0	Rodgers, Amari	6	2	2	0
Greenard, Jonathan	8	4	1	0	Ross, D'Angelo	0	0	0	0
Grugier-Hill, Kamu	6	6	0	0	Schreck, Mason	3	1	0	0
Hairston, Troy	16	5	1	0	Smith, Tremon	17	2	0	0
Hansen, Jake	11	2	6	0	Stallworth, Taylor	1	0	0	0
Harris, Christian	12	11	0	0	Steckler, Jordan	0	0	0	0
Harris, Demone	3	0	4	0	Stewart, M.J.	17	0	0	0
Heck, Charlie	17	3	0	0	Stingley Jr., Derek	9	9	4	0
Hewitt, Neville	14	0	3	0	Thomas, Tavierre	10	6	0	0
Hinish, Kurt	15	3	2	0	Tunsil, Laremy	17	17	0	0
Howard, O.J.	15	14	2	0	Turner, Malik	0	0	0	0
Howard, Tytus	17	17	0	0	Wallace-Simms, Tre'Vour	0	0	0	0
Hughes, Jerry	17	16	0	0	Wallow, Garret	13	3	4	0
Johnson III, Johnny	1	0	0	0	Weeks, Jon	17	0	0	0
Johnson, Buddy	0	0	0	0	Yiadam, Isaac	3	0	6	0

GP=Games Played, GS=Games Started, IA=Inactive, DNP=Did Not Play

# 2022 TEXANS STARTERS



## 2022 REGULAR SEASON

### OFFENSE

DATE	OPPONENT	QB	QB	FB	RB	RB	WR	WR	WR	TE	TE	TE	OL	LT	LG	C	RG	RT
9/11	IND	D. Mills	--	--	<u>D. Pierce</u>	--	B. Cooks	N. Collins	--	P. Brown	--	--	C. Heck	L. Tunsil	J. McCray	J. Britt	A. Cann	T. Howard
9/18	at DEN	D. Mills	--	--	<u>D. Pierce</u>	--	B. Cooks	--	--	P. Brown	O. Howard	B. Jordan	--	L. Tunsil	<u>K. Green</u>	S. Quessenberry	A. Cann	T. Howard
9/25	at CHI	D. Mills	--	<u>T. Hairston</u>	<u>D. Pierce</u>	--	B. Cooks	--	--	P. Brown	O. Howard	--	--	L. Tunsil	<u>K. Green</u>	S. Quessenberry	A. Cann	T. Howard
10/2	LAC	D. Mills	--	--	<u>D. Pierce</u>	--	B. Cooks	N. Collins	C. Moore	--	O. Howard	--	--	L. Tunsil	<u>K. Green</u>	S. Quessenberry	A. Cann	T. Howard
10/9	at JAX	D. Mills	--	--	<u>D. Pierce</u>	--	B. Cooks	N. Collins	--	M. Schreck	O. Howard	--	--	L. Tunsil	<u>K. Green</u>	S. Quessenberry	A. Cann	T. Howard
10/23	at LV	D. Mills	--	<u>T. Hairston</u>	<u>D. Pierce</u>	--	B. Cooks	N. Collins	--	--	O. Howard	--	--	L. Tunsil	<u>K. Green</u>	S. Quessenberry	A. Cann	T. Howard
10/30	TEN	D. Mills	--	<u>T. Hairston</u>	<u>D. Pierce</u>	--	B. Cooks	P. Dorsett	--	O. Howard	--	--	--	L. Tunsil	<u>K. Green</u>	S. Quessenberry	J. McCray	T. Howard
11/3	PHI	D. Mills	--	--	<u>D. Pierce</u>	--	T. Johnson	P. Dorsett	C. Moore	O. Howard	--	--	--	L. Tunsil	<u>K. Green</u>	S. Quessenberry	A. Cann	T. Howard
11/13	at NYG	D. Mills	--	<u>T. Hairston</u>	<u>D. Pierce</u>	--	B. Cooks/ T. Johnson	N. Collins	--	O. Howard	--	--	--	L. Tunsil	<u>K. Green</u>	S. Quessenberry	A. Cann	T. Howard
11/20	WAS	D. Mills	--	--	<u>D. Pierce</u>	--	B. Cooks	N. Collins	--	<u>T. Quitoriano</u> / O. Howard	J. Akins	--	--	L. Tunsil	<u>K. Green</u>	S. Quessenberry	A. Cann	T. Howard
11/27	at MIA	K. Allen	--	--	<u>D. Pierce</u>	<u>D. Ogunbowale</u>	B. Cooks	N. Collins	--	<u>T. Quitoriano</u>	J. Akins	O. Howard	--	L. Tunsil	<u>K. Green</u>	S. Quessenberry	A. Cann	T. Howard
12/4	CLE	K. Allen	--	--	<u>D. Pierce</u>	--	P. Dorsett	--	--	<u>T. Quitoriano</u>	J. Akins	B. Jordan	--	L. Tunsil	<u>K. Green</u>	S. Quessenberry	A. Cann	T. Howard
12/11	at DAL	D. Mills	--	--	<u>D. Pierce</u>	--	P. Dorsett	C. Moore	--	<u>T. Quitoriano</u>	O. Howard	J. Akins	--	L. Tunsil	<u>K. Green</u>	S. Quessenberry	A. Cann	T. Howard
12/18	KC	D. Mills	J. Driskel	--	<u>D. Ogunbowale</u>	--	A. Rodgers	C. Moore	--	<u>T. Quitoriano</u>	O. Howard	--	--	L. Tunsil	T. Howard	S. Quessenberry	A. Cann	C. Heck
12/24	at TEN	D. Mills	J. Driskel	--	R. Freeman	--	B. Cooks	C. Moore	A. Rodgers	J. Akins	--	--	C. Heck	L. Tunsil	T. Howard	S. Quessenberry	A. Cann	--
1/1	JAX	D. Mills	--	<u>T. Hairston</u>	<u>D. Ogunbowale</u>	--	B. Cooks	C. Moore	--	J. Akins	O. Howard	--	--	L. Tunsil	<u>K. Green</u>	S. Quessenberry	A. Cann	T. Howard
1/8	at IND	D. Mills	--	--	<u>D. Ogunbowale</u>	--	B. Cooks	C. Moore	--	<u>T. Quitoriano</u> / O. Howard/ J. Akins	B. Jordan	--	--	L. Tunsil	<u>K. Green</u>	S. Quessenberry	A. Cann	T. Howard

## 2022 REGULAR SEASON

### DEFENSE

DATE	OPPONENT	DE	DT	DT	DE	LB	LB	LB	CB	CB	CB	S	S
9/11	IND	J. Hughes	R. Lopez	M. Collins	J. Greenard	K. Grugier-Hill	C. Kirksey	--	D. King II	<u>D. Stingley Jr.</u>	S. Nelson	<u>J. Pitre</u>	J. Owens
9/18	at DEN	J. Hughes	R. Lopez	M. Collins	J. Greenard	K. Grugier-Hill	C. Kirksey	--	D. King II	<u>D. Stingley Jr.</u>	S. Nelson	<u>J. Pitre</u>	J. Owens
9/25	at CHI	J. Hughes	R. Lopez	M. Collins	J. Greenard	K. Grugier-Hill	C. Kirksey	--	D. King II	<u>D. Stingley Jr.</u>	S. Nelson	<u>J. Pitre</u>	J. Owens
10/2	LAC	J. Hughes	R. Lopez	M. Collins	J. Greenard	K. Grugier-Hill	C. Kirksey	B. Cashman	--	<u>D. Stingley Jr.</u>	S. Nelson	<u>J. Pitre</u>	J. Owens
10/9	at JAX	J. Hughes	R. Lopez	M. Collins	R. Green	K. Grugier-Hill	C. Kirksey	G. Wallow	--	<u>D. Stingley Jr.</u>	S. Nelson	<u>J. Pitre</u>	J. Owens
10/23	at LV	J. Hughes	R. Lopez	M. Collins	R. Green	K. Grugier-Hill	C. Kirksey	G. Wallow	--	<u>D. Stingley Jr.</u>	S. Nelson	<u>J. Pitre</u>	J. Owens
10/30	TEN	J. Hughes	<u>T. Booker IV</u>	<u>K. Hinish</u>	R. Green	<u>C. Harris</u>	C. Kirksey	--	D. King II	<u>D. Stingley Jr.</u>	S. Nelson	<u>J. Pitre</u>	J. Owens
11/3	PHI	J. Hughes	J. Johnson	<u>K. Hinish</u>	R. Green	<u>C. Harris</u>	C. Kirksey	G. Wallow	--	<u>D. Stingley Jr.</u>	S. Nelson	<u>J. Pitre</u>	J. Owens
11/13	at NYG	M. Addison	<u>K. Hinish</u>	M. Collins	R. Green	<u>C. Harris</u>	C. Kirksey	--	D. King II	<u>D. Stingley Jr.</u>	S. Nelson	<u>J. Pitre</u>	J. Owens
11/20	WAS	J. Hughes	R. Lopez	M. Collins	O. Okoronkwo	<u>C. Harris</u>	C. Kirksey	--	D. King II	T. Thomas	S. Nelson	<u>J. Pitre</u>	J. Owens
11/27	at MIA	J. Hughes	R. Lopez	M. Collins	O. Okoronkwo	<u>C. Harris</u>	C. Kirksey	--	D. King II	T. Thomas	S. Nelson	<u>J. Pitre</u>	J. Owens
12/4	CLE	J. Hughes	R. Lopez	M. Collins	O. Okoronkwo	<u>C. Harris</u>	C. Kirksey	--	D. King II	T. Thomas	S. Nelson	<u>J. Pitre</u>	J. Owens
12/11	at DAL	J. Hughes	R. Lopez	M. Collins	O. Okoronkwo	<u>C. Harris</u>	C. Kirksey	<u>J. Hansen</u>	--	D. King II	S. Nelson	<u>J. Pitre</u>	J. Owens
12/18	KC	J. Hughes	R. Lopez	M. Collins	O. Okoronkwo	<u>C. Harris</u>	C. Kirksey	<u>J. Hansen</u>	--	D. King II	T. Smith	<u>J. Pitre</u>	J. Owens
12/24	at TEN	J. Hughes	R. Lopez	M. Collins	O. Okoronkwo	<u>C. Harris</u>	C. Kirksey	--	D. King II	T. Thomas	S. Nelson	<u>J. Pitre</u>	J. Owens
1/1	JAX	J. Hughes	R. Lopez	M. Collins	O. Okoronkwo	<u>C. Harris</u>	C. Kirksey	--	D. King II	T. Thomas	S. Nelson	<u>J. Pitre</u>	J. Owens
1/8	at IND	J. Hughes	R. Lopez	M. Collins	O. Okoronkwo	<u>C. Harris</u>	C. Kirksey	--	D. King II	T. Thomas	T. Smith	<u>J. Pitre</u>	J. Owens

Rookies underlined.

# 2022 INACTIVES



## 2022 REGULAR SEASON INACTIVES

DATE	OPPONENT	1	2	3	4	5	6	7
09/11	Indianapolis	Kyle Allen	<b><u>Thomas Booker IV</u></b>	<b><u>Austin Deculus</u></b>	Rasheem Green	<b><u>Jake Hansen</u></b>	Garret Wallow	--
09/18	at Denver	Kyle Allen	Justin Britt	Phillip Dorsett	<b><u>Jake Hansen</u></b>	Demone Harris	Tyler Johnson	Garret Wallow
09/25	at Chicago	<b><u>Austin Deculus</u></b>	<b><u>Jake Hansen</u></b>	<b><u>Kurt Hinish</u></b>	Tyler Johnson	Brevin Jordan	Isaac Yiadom	--
10/02	L.A. Chargers	Pharaoh Brown	<b><u>Austin Deculus</u></b>	Michael Dwumfour	<b><u>Jake Hansen</u></b>	Demone Harris	Brevin Jordan	Isaac Yiadom
10/09	at Jacksonville	<b><u>Thomas Booker IV</u></b>	Blake Cashman	<b><u>Austin Deculus</u></b>	Jonathan Greenard	Demone Harris	Brevin Jordan	Chris Moore
10/23	at Las Vegas	<b><u>Austin Deculus</u></b>	<b><u>Jake Hansen</u></b>	Demone Harris	Tyler Johnson	Isaac Yiadom	--	--
10/30	Tennessee	Jalen Camp	A.J. Cann	Maliak Collins	Nico Collins	<b><u>Austin Deculus</u></b>	<b><u>Jake Hansen</u></b>	Isaac Yiadom
11/03	Philadelphia	Maliak Collins	Nico Collins	Brandin Cooks	<b><u>Austin Deculus</u></b>	Neville Hewitt	Justin McCray	Isaac Yiadom
11/13	at N.Y. Giants	<b><u>Austin Deculus</u></b>	Neville Hewitt	Brevin Jordan	Isaac Yiadom	--	--	--
11/20	Washington	Eno Benjamin	<b><u>Thomas Booker IV</u></b>	<b><u>Austin Deculus</u></b>	Neville Hewitt	Brevin Jordan	Amari Rodgers	<b><u>Derek Stingley Jr.</u></b>
11/27	at Miami	Eno Benjamin	<b><u>Thomas Booker IV</u></b>	<b><u>Austin Deculus</u></b>	Brevin Jordan	Amari Rodgers	<b><u>Derek Stingley Jr.</u></b>	Garret Wallow
12/04	Cleveland	<b><u>Thomas Booker IV</u></b>	Rex Burkhead	Brandin Cooks	<b><u>Austin Deculus</u></b>	O.J. Howard	<b><u>Derek Stingley Jr.</u></b>	--
12/11	at Dallas	Kyle Allen	Nico Collins	Brandin Cooks	<b><u>Troy Hairston</u></b>	<b><u>Kurt Hinish</u></b>	Justin McCray	<b><u>Derek Stingley Jr.</u></b>
12/18	Kansas City	Kyle Allen	Nico Collins	Brandin Cooks	<b><u>Kenyon Green</u></b>	Steven Nelson	Garret Wallow	--
12/24	at Tennessee	Mario Addison	Kyle Allen	<b><u>Cobi Francis</u></b>	<b><u>Kenyon Green</u></b>	O.J. Howard	--	--
01/01	Jacksonville	Kyle Allen	<b><u>Thomas Booker IV</u></b>	<b><u>Cobi Francis</u></b>	Jimmy Morrissey	<b><u>Teagan Quitoriano</u></b>	--	--
01/08	at Indianapolis	Kyle Allen	<b><u>Thomas Booker IV</u></b>	Phillip Dorsett	Jimmy Morrissey	Steven Nelson	--	--

**Bold underline** denotes rookie

# 2022 HIGHS & LOWS



TEXANS : BY SEASON	(AS OF JUL 10, 2023, 9:37 AM CDT)					2021 : REGULAR SEASON
	HIGH	DATE	OPPONENT	LOW	DATE	OPPONENT
Points	41	12/26	vs. L.A. Chargers	0	10/3 12/5	at Buffalo vs. Indianapolis
Points in a Quarter	24	12/26	vs. L.A. Chargers	0	9/19 9/23 10/3 10/10 10/17 10/24 10/31 11/7 11/28 12/5 12/12 12/26 1/2 1/9	at Cleveland vs. Carolina at Buffalo vs. New England at Indianapolis at Arizona vs. L.A. Rams at Miami vs. N.Y. Jets vs. Indianapolis vs. Seattle vs. L.A. Chargers at San Francisco vs. Tennessee
Points in a Half	27	9/12	vs. Jacksonville	0	10/3 10/17 10/24 10/31 11/28 12/5 12/12 1/2 1/9	at Buffalo at Indianapolis at Arizona vs. L.A. Rams vs. N.Y. Jets vs. Indianapolis vs. Seattle at San Francisco vs. Tennessee
Total Touchdowns	5	12/26	vs. L.A. Chargers	0	10/3 10/17 10/24 11/7 12/5	at Buffalo at Indianapolis at Arizona at Miami vs. Indianapolis
Total Plays	76	12/12	vs. Seattle	42	10/3	at Buffalo
Total Net Yards	449	9/12	vs. Jacksonville	109	10/3	at Buffalo
Total First Downs	26	12/26	vs. L.A. Chargers	6	10/3	at Buffalo
First Downs Rushing	9	12/26	vs. L.A. Chargers	0	10/24	at Arizona
First Downs Passing	16	12/12	vs. Seattle	4	10/3	at Buffalo
First Down Penalties	4	1/2	at San Francisco	0	10/3 10/17 11/7 12/5 1/9	at Buffalo at Indianapolis at Miami vs. Indianapolis vs. Tennessee
Third Down Efficiency	69.2%	12/26	vs. L.A. Chargers	11.1%	9/23 10/3	vs. Carolina at Buffalo
Average Yards Per Play	6.8	12/26	vs. L.A. Chargers	2.6	10/3	at Buffalo
Total Net Yards Rushing	189	12/26	vs. L.A. Chargers	42	9/23 10/24	vs. Carolina at Arizona
Rushing Attempts	41	9/12	vs. Jacksonville	14	10/31	vs. L.A. Rams
Rushing Average Yards	5.3	12/26	vs. L.A. Chargers	2.2	11/21	at Tennessee
Rushing Touchdowns	2	9/12	vs. Jacksonville	0	9/23 10/3 10/10 10/17 10/24 11/7 11/28 12/5 12/12 12/19 1/2 1/9	vs. Carolina at Buffalo vs. New England at Indianapolis at Arizona at Miami vs. N.Y. Jets vs. Indianapolis vs. Seattle at Jacksonville at San Francisco vs. Tennessee
Total Net Yards Passing	317	12/12	vs. Seattle	57	12/5	vs. Indianapolis
Passing Attempts	49	12/12	vs. Seattle	21	10/3	at Buffalo
Passing Completions	33	12/12	vs. Seattle	11	10/3 12/5	at Buffalo vs. Indianapolis

# 2022 HIGHS & LOWS



Passing Touchdowns	3	10/10	vs. New England	0	10/3 10/17 10/24 11/7 11/21 12/5	at Buffalo at Indianapolis at Arizona at Miami at Tennessee vs. Indianapolis
Passing Yards Average	9.2	10/10	vs. New England	1.8	12/5	vs. Indianapolis
Passes Thrown for Interception	4	10/3	at Buffalo	0	9/12 9/23 10/10 10/24 11/21 12/12 12/26 1/9	vs. Jacksonville vs. Carolina vs. New England at Arizona at Tennessee vs. Seattle vs. L.A. Chargers vs. Tennessee
Times Sacked	5	10/31	vs. L.A. Rams	0	11/21	at Tennessee
QB Sacks	5	10/31	vs. L.A. Rams	0	11/21	at Tennessee
Sack Yards Lost	52	11/28	vs. N.Y. Jets	0	11/21	at Tennessee
Total Punts	7	10/24	at Arizona	1	12/26	vs. L.A. Chargers
Total Punt Yards	364	10/31	vs. L.A. Rams	53	12/26	vs. L.A. Chargers
Punt Gross Average Yards	53	12/26	vs. L.A. Chargers	33	10/10	vs. New England
Punt Net Average Yards	53	12/26	vs. L.A. Chargers	28.7	10/10	vs. New England
Punt Returns	4	10/24	at Arizona	0	12/26	vs. L.A. Chargers
Punt Return Yards	51	10/24	at Arizona	-4	9/23	vs. Carolina
Punt Return Yards Average	12.8	10/24	at Arizona	-4.0	9/23	vs. Carolina
Kickoff Returns	5	1/2	at San Francisco	1	10/31 11/7 11/21 12/26	vs. L.A. Rams at Miami at Tennessee vs. L.A. Chargers
Kickoff Return Yards	121	12/19	at Jacksonville	0	12/26	vs. L.A. Chargers
Total Penalties	10	10/3	at Buffalo	4	10/17 11/28 12/5 1/9	at Indianapolis vs. N.Y. Jets vs. Indianapolis vs. Tennessee
Penalty Yards	100	10/3	at Buffalo	25	10/17 12/5	at Indianapolis vs. Indianapolis
Total Fumbles	2	9/19	at Cleveland	0	12/12 12/19 12/26 1/9	vs. Seattle at Jacksonville vs. L.A. Chargers vs. Tennessee
Fumbles Lost	1	9/19	at Cleveland	0	9/12 9/23 10/31 11/21 11/28 12/12 12/19 12/26 1/2 1/9	vs. Jacksonville vs. Carolina vs. L.A. Rams at Tennessee vs. N.Y. Jets vs. Seattle at Jacksonville vs. L.A. Chargers at San Francisco vs. Tennessee
Time of Possession	35:04	9/12	vs. Jacksonville	18:25	12/5	vs. Indianapolis
Turnovers	5	10/3	at Buffalo	0	9/12 9/23 11/21 12/12 12/26 1/9	vs. Jacksonville vs. Carolina at Tennessee vs. Seattle vs. L.A. Chargers vs. Tennessee
Attendance	71,612	1/2	at San Francisco	57,947	10/17	at Indianapolis



# 2022 INDIVIDUAL SINGLE-GAME HIGHS



TEXANS : OFFENSE : BY SEASON	(AS OF JUL 10, 2023, 9:37 AM CDT)			2021 : REGULAR SEASON
	DATE	OPPONENT	VALUE	WHO
Rushing Yards	12/26	L.A. Chargers	149	Rex Burkhead
Rushing Attempts	9/12	Jacksonville	26	Mark Ingram II
Rushing Touchdowns	11/21	at Tennessee	2	Tyrod Taylor
	12/26	L.A. Chargers	2	Rex Burkhead
Longest Touchdown Run	12/26	L.A. Chargers	25	Rex Burkhead
Longest Run from Scrimmage	12/26	L.A. Chargers	36	Rex Burkhead
Passing Yards	12/12	Seattle	331	Davis Mills
Passing Attempts	12/12	Seattle	49	Davis Mills
Passing Completions	12/12	Seattle	33	Davis Mills
Passing Yards per Attempt	9/19	at Cleveland	11.4	Tyrod Taylor
Longest Pass Completion	10/10	New England	67	Davis Mills
Passing Touchdowns	10/10	New England	3	Davis Mills
	1/9	Tennessee	3	Davis Mills
Longest Touchdown Pass	10/10	New England	67	Davis Mills
Most Interceptions Thrown	10/3	at Buffalo	4	Davis Mills
Times Sacked	10/31	L.A. Rams	5	Davis Mills
	11/7	at Miami	5	Tyrod Taylor
	11/28	N.Y. Jets	5	Tyrod Taylor
Sacked Yards Lost	11/28	N.Y. Jets	52	Tyrod Taylor
Rating	9/19	at Cleveland	144.3	Tyrod Taylor
Receptions	9/19	at Cleveland	9	Brandin Cooks
	9/23	Carolina	9	Brandin Cooks
	10/17	at Indianapolis	9	Brandin Cooks
Receiving Yards	9/12	Jacksonville	132	Brandin Cooks
Receiving Touchdowns	12/19	at Jacksonville	2	Brandin Cooks
	1/9	Tennessee	2	Danny Amendola
Longest Reception	10/10	New England	67	Chris Moore
Longest Reception Touchdown	10/10	New England	67	Chris Moore
Yards After Catch	12/12	Seattle	78	Brandin Cooks
Pass Target	9/19	at Cleveland	14	Brandin Cooks
	11/7	at Miami	14	Brandin Cooks

# 2022 HOUSTON TEXANS RECORD WHEN...



## TEXANS 2022 REGULAR SEASON RECORD WHEN...

CATEGORY	2022 SEASON	ALL-TIME	CATEGORY	2022 SEASON	ALL-TIME
	W-L	W-L		W-L	W-L
TEXANS AT NRG STADIUM	0-7	81-87	IN SEPTEMBER	0-2	28-41
TEXANS ON THE ROAD	3-6	61-108	IN OCTOBER	1-3	37-46
TEXANS ON GRASS	2-4	97-113	IN NOVEMBER	0-4	35-45
TEXANS ON ARTIFICIAL TURF	1-9	45-82	IN DECEMBER	1-3	38-55
TEXANS IN DOMES	0-0	8-23	IN JANUARY	1-1	4-8
TEXANS IN RETRACTABLE ROOF STADIUMS	0-0	84-94	ON SUNDAY NIGHT	0-0	5-8
TEXANS OUTDOORS	0-0	52-74	ON THURSDAY NIGHT	0-1	4-9
NRG STADIUM ROOF OPEN	0-0	25-25	ON MONDAY NIGHT	0-0	5-9
NRG STADIUM ROOF CLOSED	0-5	56-60	ON SATURDAY	1-0	4-1
TEXANS SCORE FIRST	1-5	88-62	DAY GAMES	3-12	127-169
OPPONENT SCORES FIRST	2-8	54-133	NIGHT GAMES	0-1	15-26
TEXANS SCORE ON FIRST POSSESSION	1-1	52-41	VS. AFC SOUTH OVERALL	3-2	57-68
TEXANS SCORE 20 OR MORE POINTS	1-5	115-79	VS. AFC SOUTH AT HOME	0-2	31-31
TEXANS SCORE 19 OR LESS POINTS	2-8	27-116	VS. AFC SOUTH ON THE ROAD	3-0	26-37
TEXANS ALLOW 20 OR MORE	1-11	48-175	VS. AFC	3-8	111-140
TEXANS ALLOW 19 OR LESS POINTS	2-2	94-20	VS. AFC NORTH	0-1	17-25
TEXANS LEAD AFTER 1ST QUARTER	1-3	75-45	VS. AFC EAST	0-1	19-23
TEXANS TRAIL AFTER 1ST QUARTER	1-7	31-116	VS. AFC WEST	0-4	18-24
SCORE TIED AFTER 1ST QUARTER	1-3	36-34	VS. NFC	0-5	31-55
TEXANS LEAD AT HALFTIME	2-3	98-40	VS. NFC EAST	0-4	6-18
TEXANS TRAIL AT HALFTIME	0-7	34-141	VS. NFC SOUTH	0-0	11-10
SCORE TIED AT HALFTIME	1-3	10-14	VS. NFC NORTH	0-1	9-12
TEXANS LEAD AFTER 3RD QUARTER	1-4	104-29	VS. NFC WEST	0-0	5-15
TEXANS TRAIL AFTER 3RD QUARTER	1-8	25-151			
SCORE TIED AFTER 3RD QUARTER	1-1	13-15			
GAME GOES TO OVERTIME	0-1	7-11			
TEXANS HAVE + TURNOVER RATIO	2-5	87-30			
TEXANS HAVE - TURNOVER RATIO	0-7	25-120			
TURNOVER RATIO EVEN	1-1	30-45			
TEXANS HAVE 30:00+TOP	2-3	105-61			
TEXANS HAVE LESS THAN 30:00 TOP	1-10	37-134			
TEXANS HAVE 100-YARD RUSHER	0-2	48-28			
TEXANS HAVE 300 NET PASSING YARDS	1-0	20-31			
TEXANS HAVE 1 100-YARD RECEIVER	1-1	53-56			
TEXANS HAVE 2 100-YARD RECEIVERS	0-0	4-9			
TEXANS WIN COIN TOSS	1-5	68-99			
TEXANS LOSE COIN TOSS	2-8	74-96			
TEXANS WEARING BLUE JERSEYS	0-0	56-60			
TEXANS WEARING WHITE JERSEYS	0-0	63-104			
TEXANS WEARING RED JERSEYS	0-0	11-12			
TEXANS WEARING ALL-WHITE	0-0	9-8			
TEXANS WEARING ALL-BLUE	0-0	8-7			
TEXANS WEARING ALL-RED	0-0	2-2			
TEXANS WEARING COLOR RUSH	0-0	5-2			



## JANUARY

- 11 Signed RB **Darius Anderson** to a reserve/future contract.
- 11 Signed WR **Jalen Camp** to a reserve/future contract.
- 11 Signed DL **Michael Dwumfour** to a reserve/future contract.
- 11 Signed OL **Jake Eldrenkamp** to a reserve/future contract.
- 11 Signed OL **Carson Green** to a reserve/future contract.
- 11 Signed DL **Demone Harris** to a reserve/future contract.
- 11 Signed WR **Damon Hazelton** to a reserve/future contract.
- 11 Signed FB **Paul Quessenberry** to a reserve/future contract.
- 11 Signed OL **Jordan Steckler** to a reserve/future contract.
- 11 Signed LB **Connor Strachan** to a reserve/future contract.
- 11 Signed LB **Josh Watson** to a reserve/future contract.
- 11 Signed free agent OL **Sam Cooper**.
- 11 Released DB **Cre'von LeBlanc** from the practice squad.

## MARCH

- 1 Re-signed LB **Tae Davis**.
- 1 Re-signed LS **Jon Weeks**.
- 11 Re-signed WR **Davion Davis**.
- 11 Re-signed OL **Carson Green**.
- 11 Re-signed OL **Jimmy Morrissey**.
- 11 Released DB **Terrance Mitchell**.
- 11 Released OL **Marcus Cannon**.
- 18 Re-signed DL **Maliek Collins**.
- 18 Re-signed QB **Jeff Driskel**.
- 18 Re-signed LB **Christian Kirksey**.
- 18 Signed free agent OL **Cedric Ogbuehi**.
- 18 Acquired LB **Blake Cashman** via a trade with the New York Jets.
- 19 Traded QB **Deshaun Watson** to the Cleveland Browns.
- 21 Re-signed OL **Justin Britt**.
- 21 Re-signed DB **Desmond King II**.
- 22 Waived OL **Jake Eldrenkamp**.
- 22 Waived LB **Connor Strachan**.
- 22 Released DB **T.J. Green**.
- 23 Signed free agent QB **Kyle Allen**.
- 23 Signed free agent RB **Dare Ogunbowale**.
- 23 Signed unrestricted free agent OL **A.J. Cann**.
- 23 Signed unrestricted free agent WR **Chris Conley**.
- 23 Signed unrestricted free agent DL **Ogbonnia Okoronkwo**.
- 23 Signed unrestricted free agent OL **Scott Quessenberry**.
- 23 Signed unrestricted free agent LB **Jalen Reeves-Maybin**.
- 23 Waived LB **Josh Watson**.
- 24 Signed unrestricted free agent TE **Pharaoh Brown**.
- 24 Signed unrestricted free agent LB **Kamu Grugier-Hill**.
- 24 Signed unrestricted free agent WR **Chris Moore**.
- 24 Signed unrestricted free agent DB **M.J. Stewart**.
- 24 Signed free agent DB **Isaac Yiadom**.
- 25 Signed unrestricted free agent RB **Royce Freeman**.
- 25 Signed unrestricted free agent FB **Andy Janovich**.
- 28 Signed free agent WR **DaeSean Hamilton**.
- 29 Signed unrestricted free agent DB **Terrence Brooks**.
- 30 Signed unrestricted free agent LB **Neville Hewitt**.
- 30 Signed unrestricted free agent TE **Antony Auclair**.

## APRIL

- 11 Signed unrestricted free agent RB **Marlon Mack**.
- 14 Signed WR **Brandin Cooks** to a contract extension.
- 14 Signed unrestricted free agent DB **Steven Nelson**.
- 26 Waived DL **Ron'Dell Carter**.
- 28 Drafted DB **Derek Stingley Jr.** (first round) and OL **Kenyon Green** (first round) in the 2022 NFL Draft.
- 29 Drafted DB **Jalen Pitre** (second round), WR **John Metchie III** (second round) and LB **Christian Harris** (third round) in the 2022 NFL Draft.
- 30 Drafted RB **Dameon Pierce** (fourth round), DL **Thomas Booker** (fifth round), TE **Teagan Quitoriano** (fifth round) and OL **Austin Deculus** (sixth round) in the 2022 NFL Draft.

## MAY

- 2 Waived/Injured RB **Scottie Phillips**.
- 2 Exercised the fifth-year option on OL **Tytus Howard**.

- 2 Signed unrestricted free agent DL **Rasheem Green**.
- 2 Traded DB **Lonnie Johnson Jr.** to the Kansas City Chiefs.
- 3 Waived OL **Sam Cooper**.
- 3 Waived DL **Kingsley Keke**.
- 4 Signed free agent QB **Kevin Hogan**.
- 10 Signed free agent DL **Mario Addison**.
- 11 Signed free agent DL **Jerry Hughes**.
- 13 Signed DL **Thomas Booker**, OL **Austin Deculus**, RB **Dameon Pierce**, DB **Jalen Pitre**, TE **Teagan Quitoriano** and DB **Derek Stingley Jr** to rookie contracts.
- 13 Signed college free agent OL **Myron Cunningham**, DL **Damion Daniels**, WR **Drew Estrada**, DB **Jacobi Francis**, TE **Seth Green**, LB **Troy Hairston**, LB **Jake Hansen**, DB **Kolby Harvell-Peel**, DL **Kurt Hinish**, WR **Johnny Johnson III** and DB **Tristin McCollum**.
- 16 Signed OL **Kenyon Green** and WR **John Metchie III** to rookie contracts.
- 16 Acquired DB **Kendall Sheffield** via waivers from the Atlanta Falcons.
- 16 Acquired WR **Connor Wedington** via waivers from the San Francisco 49ers.
- 16 Waived DB **Reggie Robinson**.
- 16 Waived/Injured DB **Kolby Harvell-Peel**.
- 22 Waived DB **Jimmy Moreland**.
- 23 Signed free agent TE **Darrell Daniels**.
- 31 Signed DB **Fabian Moreau**.
- 31 Waived WR **Damon Hazelton**.

## JUNE

- 2 Signed LB **Christian Harris** to rookie contract.
- 3 Waived OL **Carson Green**.
- 8 Waived/Injured WR **DaeSean Hamilton**.
- 8 Signed free agent WR **Chad Beebe**.
- 10 Signed free agent TE **Mason Shreck**.
- 10 Released TE **Darrell Daniels**.

## JULY

- 24 Placed WR **John Metchie III** on the active/non-football illness list.
- 27 Placed DL **Jordan Jenkins**, DB **Tristin McCollum** and TE **Teagan Quitoriano** on the Active/Physically Unable to Perform list.

## AUGUST

- 1 Activated TE **Teagan Quitoriano** from the Physically Unable to Perform list and have released QB **Kevin Hogan**.
- 3 Activated DB **Tristin McCollum** from the Physically Unable to Perform list.
- 3 Signed WR **Chester Rogers** and LS **Harrison Elliott**.
- 3 Waived-injured WR **Davion Davis**.
- 4 WR **Davion Davis** reverted to reserve/injured list.
- 10 Placed RB **Darius Anderson** on reserve/injured list.
- 11 Signed free agent RB **B.J. Emmons**.
- 12 Reached injury settlement with WR **Davion Davis**.
- 15 Released WR **Chad Beebe** and DL **Jordan Jenkins**.
- 15 Waived LS **Harrison Elliott** and RB **B.J. Emmons**.
- 16 Waived DL **Damion Daniels**.
- 21 Released LB **Tae Davis** and FB **Andy Janovich**.
- 21 Waived OL **Myron Cunningham**.
- 21 Placed WR **Chester Rogers** on reserve/injured list.
- 21 Waived OL **Myron Cunningham**.
- 21 Placed WR **Chester Rogers** on reserve/injured list.
- 24 Released DB **Fabian Moreau**.
- 25 Signed free agent K **Matt Ammendola**.
- 27 Waived K **Matt Ammendola**.
- 29 Reached injury settlement with WR **Chester Rogers**.
- 30 Waived DB **Grayland Arnold**, WR **Jalen Camp**, WR **Drew Estrada**, DB **Jacobi Francis**, TE **Seth Green**, WR **Johnny Johnson III**, DB **Tristin McCollum**, OL **Jimmy Morrissey**, DL **Adedayo Odeleye**, FB **Paul Quessenberry**, OL **Max Scharping**, OL **Jordan Steckler**, OL **Tre'Vour Wallace-Simms** and WR **Connor Wedington**.
- 30 Released TE **Antony Auclair**, DB **Terrence Brooks**, WR **Chris Conley**, QB **Jeff Driskel**, DL **Demone Harris**, RB **Marlon Mack**, OL **Cedric**



Ogbuehi, LB Kevin Pierre-Louis, TE Mason Schreck and DB Isaac Yiadom.

- 30 Waived-injured DB Kendall Sheffield.
- 30 Placed DL Derek Rivers on the reserve/injured list.
- 30 Agreed to terms to trade DL Ross Blacklock to the Minnesota Vikings.

#### SEPTEMBER

- 1 Signed free agent WR Chris Conley, RB Royce Freeman and DB Isaac Yiadom.
- 1 Placed LB Christian Harris, TE Teagan Quitoriano and DB Tavierre Thomas on the reserve/injured list.
- 1 Signed free agent FB Paul Quessenberry to the practice squad.
- 2 Signed free agent TE O.J. Howard to the active roster.
- 2 Released WR Chris Conley.
- 5 Signed free agent WR Chris Conley to the practice squad.
- 5 Released RB Marlon Mack from the practice squad.
- 7 Signed free agent RB Gerrid Doaks to the practice squad.
- 7 Released FB Paul Quessenberry from the practice squad.
- 8 Signed free agent DL Derick Roberson to the practice squad.
- 8 Placed OL Cedric Ogbuehi on practice squad/injured list.
- 9 Released RB Royce Freeman from the active roster.
- 10 Signed DL Demone Harris and LB Kevin Pierre-Louis to the active roster from the practice squad.
- 10 Placed DL Mario Addison on the reserve/injured list.
- 10 Elevated WR Chris Conley and QB Jeff Driskel to the active roster from the practice squad for gameday (Standard Elevation).
- 12 Signed free agent RB Royce Freeman to the practice squad.
- 13 Signed free agent DB BoPete Keyes to the practice squad.
- 17 Elevated WR Chris Conley and QB Jeff Driskel to the active roster from the practice squad for gameday (Standard Elevation).
- 20 Placed OL Justin Britt on the reserve/non-football illness list.
- 20 Placed LB Kevin Pierre-Louis on the reserve/injured list.
- 21 Signed OL Jimmy Morrissey to the active roster from the practice squad.
- 21 Signed free agent OL Tre'Vour Wallace-Simms to the practice squad.
- 24 Elevated TE Jordan Akins and DB Grayland Arnold to the active roster from the practice squad for gameday (Standard Elevations).

#### OCTOBER

- 1 Elevated TE Jordan Akins and TE Mason Schrek to the active roster from the practice squad for gameday (Standard Elevations).
- 1 Signed DB Grayland Arnold to the active roster from the practice squad.
- 4 Released TE Pharaoh Brown
- 4 Released WR Chris Conley from the practice squad.
- 5 Signed TE Nick Eubanks and WR Davion Davis to the practice squad.
- 5 Placed DL Mario Addison and LB Christian Harris on the Reserve/Injured - Designated for Return List.
- 8 Activated DL Mario Addison from reserve/injured list.
- 8 Elevated TE Jordan Akins and TE Mason Schrek to the active roster from the practice squad for gameday (Standard Elevations).
- 11 Signed OL KC McDermott to the practice squad.
- 11 Released TE Nick Eubanks from the practice squad.
- 11 Waived DB Kendall Sheffield from the Reserve/Injured list.
- 12 Signed TE Jordan Akins to the active roster from the practice squad.
- 12 Signed DL Micah Dew-Treadway to the practice squad.
- 12 Placed DL Michael Dwumfour on the Reserve/Injured list.
- 17 Placed TE Teagan Quitoriano on the Reserve/Injured - Designated for Return List.
- 22 Activated LB Christian Harris from the reserve/injured list.
- 22 Placed DL Jonathan Greenard on the reserve/injured list.
- 25 Signed WR Tyron Johnson to the active roster.
- 25 Waived WR Tyler Johnson.
- 27 Signed DL Jaleel Johnson to the active roster.
- 27 Signed WR Michael Young to the practice squad.
- 27 Placed WR Drew Estrada on Practice Squad; Injured.
- 27 Terminated the contract of LB Kamu Grugier-Hill.

#### NOVEMBER

- 1 Signed free agent LB Buddy Johnson to the practice squad.

- 2 Released DL Micah Dew-Treadway from the practice squad.
- 2 Waived DL Demone Harris.
- 3 Activated TE Teagan Quitoriano and Tavierre Thomas from the Reserve/Injured list.
- 3 Placed DB Grayland Arnold on the Reserve/Injured list.
- 3 Elevated WR Jalen Camp and OL KC McDermott to the active roster from the practice squad for gameday (Standard Elevations).
- 4 Signed free agent DL Demone Harris to the practice squad.
- 7 Signed free agent DL Brandin Bryant to the practice squad.
- 7 Released DL Derick Roberson from the practice squad.
- 10 Placed OL Jordan Steckler on the Practice Squad; Injured list.
- 15 Signed free agents WR Alex Bachman and DB Will Redmond to the practice squad.
- 15 Released WR Michael Young from the practice squad.
- 15 Acquired RB Eno Benjamin via waivers from the Arizona Cardinals.
- 15 Waived DB Isaac Yiadom.
- 16 Placed DL Michael Dwumfour on the Reserve/Injured - Designated for Return List.
- 16 Acquired WR Amari Rodgers via waivers from the Green Bay Packers.
- 16 Waived WR Tyron Johnson.
- 17 Signed free agent DB BoPete Keyes to the practice squad
- 17 Released RB Gerrid Doaks from the practice squad.
- 18 Released DB BoPete Keyes from the practice squad.
- 19 Activated DL Michael Dwumfour from the Reserve/Injured list.
- 19 Elevated DB Cobi Francis and DB Will Redmond to the active roster from the practice squad for gameday (Standard Elevations).
- 19 Waived DL Jaleel Johnson.
- 22 Signed DB D'Angelo Ross to the practice squad.
- 26 Elevated DB Cobi Francis and DB Will Redmond to the active roster from the practice squad for gameday (Standard Elevations).

#### DECEMBER

- 3 Elevated DB Cobi Francis to the active roster from the practice squad for gameday (Standard Elevation).
- 7 Placed DB Grayland Arnold and DL Jonathan Greenard on the Return to Practice/Designated for Return List.
- 7 Acquired DL Taylor Stallworth via waivers from the Kansas City Chiefs.
- 7 Waived DL Michael Dwumfour.
- 10 Elevated WR Jalen Camp and QB Jeff Driskel to the active roster from the practice squad for gameday (Standard Elevations).
- 12 Released DL Brandin Bryant from the practice squad.
- 13 Waived RB Eno Benjamin.
- 13 Signed free agent RB Gerrid Doaks to the practice squad.
- 14 Signed QB Jeff Driskel to the active roster from the practice squad.
- 14 Signed free agent WR D.J. Montgomery to the practice squad.
- 14 Placed OL Jordan Steckler on the Practice Squad/Designated for Return List.
- 14 Placed WR Jalen Camp on the Practice Squad/Injured list.
- 17 Signed RB Royce Freeman and DB Cobi Francis to the active roster.
- 17 Placed RB Dameron Pierce, DT Taylor Stallworth, DB Derek Stingley, Jr. on the Reserve/Injured list.
- 17 Activated DL Jonathan Greenard from the Reserve/Injured list.
- 17 Activated DB Will Redmond and TE Mason Schreck to the active roster from the practice squad for gameday (Standard Elevations).
- 23 Placed WR Nico Collins on the Reserve/Injured list.
- 23 Activated DB Grayland Arnold from the Reserve/Injured list.
- 23 Signed WR Malik Turner to the practice squad.

#### JANUARY

- 7 Elevated WR Johnny Johnson III to the active roster from the practice squad for gameday (Standard Elevation).

# 2022 NFL STANDINGS



## AMERICAN FOOTBALL CONFERENCE

### EAST DIVISION

TEAM	W	L	T	PCT	PF	PA	NET PTS	HOME	AWAY	CONF	DIV	STREAK
Buffalo Bills	13	3	0	.813	455	286	169	7-1-0	6-2-0	9-2-0	4-2-0	Won 7
Miami Dolphins	9	8	0	.529	397	399	-2	6-2-0	3-6-0	7-5-0	3-3-0	Won 1
New England Patriots	8	9	0	.471	364	347	17	4-4-0	4-5-0	6-6-0	3-3-0	Lost 1
New York Jets	7	10	0	.412	296	316	-20	3-5-0	4-5-0	5-7-0	2-4-0	Lost 6

### NORTH DIVISION

TEAM	W	L	T	PCT	PF	PA	NET PTS	HOME	AWAY	CONF	DIV	STREAK
Cincinnati Bengals	12	4	0	.750	418	322	96	6-1-0	6-3-0	8-3-0	3-3-0	Won 8
Baltimore Ravens	10	7	0	.588	350	315	35	5-3-0	5-4-0	6-6-0	3-3-0	Lost 2
Pittsburgh Steelers	9	8	0	.529	308	346	-38	4-4-0	5-4-0	5-7-0	3-3-0	Won 4
Cleveland Browns	7	10	0	.412	361	381	-20	4-4-0	3-6-0	4-8-0	3-3-0	Lost 1

### SOUTH DIVISION

TEAM	W	L	T	PCT	PF	PA	NET PTS	HOME	AWAY	CONF	DIV	STREAK
Jacksonville Jaguars	9	8	0	.529	404	350	54	5-3-0	4-5-0	8-4-0	4-2-0	Won 5
Tennessee Titans	7	10	0	.412	298	359	-61	3-5-0	4-5-0	5-7-0	3-3-0	Lost 7
Indianapolis Colts	4	12	1	.265	289	427	-138	2-6-0	2-6-1	4-7-1	1-4-1	Lost 7
<b>Houston Texans</b>	<b>3</b>	<b>13</b>	<b>1</b>	<b>.206</b>	<b>289</b>	<b>420</b>	<b>-131</b>	<b>0-7-1</b>	<b>3-6-0</b>	<b>3-8-1</b>	<b>3-2-1</b>	<b>Won 1</b>

### WEST DIVISION

TEAM	W	L	T	PCT	PF	PA	NET PTS	HOME	AWAY	CONF	DIV	STREAK
Kansas City Chiefs	14	3	0	.824	496	369	127	7-1-0	7-2-0	9-3-0	6-0-0	Won 5
Los Angeles Chargers	10	7	0	.588	391	384	7	5-3-0	5-4-0	7-5-0	2-4-0	Lost 1
Las Vegas Raiders	6	11	0	.353	395	418	-23	4-4-0	2-7-0	5-7-0	3-3-0	Lost 3
Denver Broncos	5	12	0	.294	287	359	-72	4-4-0	1-8-0	3-9-0	1-5-0	Won 1

## NATIONAL FOOTBALL CONFERENCE

### EAST DIVISION

TEAM	W	L	T	PCT	PF	PA	NET PTS	HOME	AWAY	CONF	DIV	STREAK
Philadelphia Eagles	14	3	0	.824	477	344	133	7-2-0	7-1-0	9-3-0	4-2-0	Won 1
Dallas Cowboys	12	5	0	.706	467	342	125	8-1-0	4-4-0	8-4-0	4-2-0	Lost 1
New York Giants	9	7	1	.559	365	371	-6	5-3-1	4-4-0	4-7-1	1-4-1	Lost 1
Washington Commanders	8	8	1	.500	321	343	-22	4-5-0	4-3-1	5-6-1	2-3-1	Won 1

### NORTH DIVISION

TEAM	W	L	T	PCT	PF	PA	NET PTS	HOME	AWAY	CONF	DIV	STREAK
Minnesota Vikings	13	4	0	.765	424	427	-3	8-1-0	5-3-0	8-4-0	4-2-0	Won 1
Detroit Lions	9	8	0	.529	453	427	26	5-4-0	4-4-0	7-5-0	5-1-0	Won 2
Green Bay Packers	8	9	0	.471	370	371	-1	5-4-0	3-5-0	6-6-0	3-3-0	Lost 1
Chicago Bears	3	14	0	.176	326	463	-137	2-7-0	1-7-0	1-11-0	0-6-0	Lost 10

### SOUTH DIVISION

TEAM	W	L	T	PCT	PF	PA	NET PTS	HOME	AWAY	CONF	DIV	STREAK
Tampa Bay Buccaneers	8	9	0	.471	313	358	-45	5-4-0	3-5-0	8-4-0	4-2-0	Lost 1
Carolina Panthers	7	10	0	.412	347	374	-27	5-4-0	2-6-0	6-6-0	4-2-0	Won 1
Atlanta Falcons	7	10	0	.412	365	386	-21	6-3-0	1-7-0	6-6-0	2-4-0	Won 2
New Orleans Saints	7	10	0	.412	330	345	-15	4-5-0	3-5-0	5-7-0	2-4-0	Lost 1

### WEST DIVISION

TEAM	W	L	T	PCT	PF	PA	NET PTS	HOME	AWAY	CONF	DIV	STREAK
San Francisco 49ers	13	4	0	.765	450	277	173	8-1-0	5-3-0	10-2-0	6-0-0	Won 10
Seattle Seahawks	9	8	0	.529	407	401	6	5-4-0	4-4-0	6-6-0	4-2-0	Won 2
Los Angeles Rams	5	12	0	.294	307	384	-77	4-5-0	1-7-0	3-9-0	1-5-0	Lost 2
Arizona Cardinals	4	13	0	.235	340	449	-109	1-8-0	3-5-0	3-9-0	1-5-0	Lost 7

# 2022 GAME SUMMARIES



## WEEK 1

Indianapolis Colts 20, Houston Texans 20 (OT)  
69,415 NRG Stadium Sep 11, 2022



Indianapolis Colts	3	0	0	17	0	—	20
Houston Texans	0	10	10	0	0	—	20

### SCORING DRIVES

TEAM	QTR	TIME	SCORING PLAY	IND	HOU
Colts	1	05:13	R.Blankenship 45 yd. Field Goal (12-47, 6:46)	3	0
Texans	2	07:50	K.Fairbairn 45 yd. Field Goal (14-69, 6:20)	3	3
Texans	2	02:37	O.Howard 16 yd. pass from D.Mills (K.Fairbairn kick) (4-58, 1:49)	3	10
Texans	3	12:17	K.Fairbairn 43 yd. Field Goal (5-50, 2:43)	3	13
Texans	3	07:16	O.Howard 22 yd. pass from D.Mills (K.Fairbairn kick) (4-58, 1:40)	3	20
Colts	4	10:44	R.Blankenship 27 yd. Field Goal (11-76, 4:02)	6	20
Colts	4	07:42	J.Taylor 2 yd. run (R.Blankenship kick) (4-20, 2:07)	13	20
Colts	4	01:54	M.Pittman 15 yd. pass from M.Ryan (R.Blankenship kick) (7-80, 2:35)	20	20

### INDIANAPOLIS COLTS

PASSING	ATT	CP	YDS	SK/YD	TD	LG	INT	RTG
Matt Ryan	50	32	352	2/12	1	28	1	83.1
<b>TOTAL</b>	<b>50</b>	<b>32</b>	<b>352</b>	<b>2/12</b>	<b>1</b>	<b>28</b>	<b>1</b>	<b>83.1</b>

RUSHING	ATT	YDS	AVG	LG	TD
Jonathan Taylor	31	161	5.2	17	1
Matt Ryan	4	12	3.0	10	0
Nyheim Hines	3	4	1.3	3	0
<b>TOTAL</b>	<b>38</b>	<b>177</b>	<b>4.7</b>	<b>17</b>	<b>1</b>

RECEIVING	NO	YDS	AVG	LG	TD
Michael Pittman Jr.	9	121	13.4	28	1
Nyheim Hines	6	50	8.3	15	0
Jonathan Taylor	4	14	3.5	5	0
Ashton Dulin	3	46	15.3	23	0
Parris Campbell	3	37	12.3	20	0
Kylen Granson	3	22	7.3	12	0
Mike Strachan	2	36	18.0	20	0
Mo Alie-Cox	2	26	13.0	13	0
<b>TOTAL</b>	<b>32</b>	<b>352</b>	<b>11.0</b>	<b>28</b>	<b>1</b>

TOP DEFENSE	TOT	SOLO	AST	SCK	YDS	INT
Zaire Franklin	8	6	2	0.0	0.0	0
Kenny Moore II	7	6	1	0.0	0.0	0
Bobby Okereke	7	6	1	0.0	0.0	0

FIELD GOALS	FGM/FGA	PERCENT	RESULTS
Rodrigo Blankenship	2-3	66.7	45G, 27G, 42WR
<b>TOTAL</b>	<b>2-3</b>	<b>66.0</b>	

### HOUSTON TEXANS

PASSING	ATT	CP	YDS	SK/YD	TD	LG	INT	RTG
Davis Mills	37	23	240	3/18	2	42	0	98.9
<b>TOTAL</b>	<b>37</b>	<b>23</b>	<b>240</b>	<b>3/18</b>	<b>2</b>	<b>42</b>	<b>0</b>	<b>98.9</b>

RUSHING	ATT	YDS	AVG	LG	TD
Rex Burkhead	14	40	2.9	8	0
Dameon Pierce	11	33	3.0	8	0
Jeff Driskel	1	5	5.0	5	0
Davis Mills	2	-1	-0.5	1	0
<b>TOTAL</b>	<b>28</b>	<b>77</b>	<b>2.8</b>	<b>8</b>	<b>0</b>

RECEIVING	NO	YDS	AVG	LG	TD
Brandin Cooks	7	82	11.7	42	0
Rex Burkhead	5	30	6.0	8	0
Chris Moore	3	31	10.3	11	0
O.J. Howard	2	38	19.0	22t	2
Nico Collins	2	26	13.0	18	0
Pharaoh Brown	1	17	17.0	17	0
Dameon Pierce	1	6	6.0	6	0
Troy Hairston	1	5	5.0	5	0
Brevin Jordan	1	5	5.0	5	0
<b>TOTAL</b>	<b>23</b>	<b>240</b>	<b>10.4</b>	<b>42</b>	<b>2</b>

TOP DEFENSE	TOT	SOLO	AST	SCK	YDS	INT
Kamu Grugier-Hill	18	14	4	0.0	0.0	0
Jonathan Owens	15	11	4	0.0	0.0	0
Jalen Pitre	10	5	5	0.0	0.0	0

FIELD GOALS	FGM/FGA	PERCENT	RESULTS
Ka'imi Fairbairn	2-2	100.0	45G, 43G
<b>TOTAL</b>	<b>2-2</b>	<b>100.0</b>	

### Team Statistics

	Colts	Texans
First Downs	33	20
3rd-Down Eff. (Made/Att/Pct)	6/15/40%	5/15/33%
4th-Down Eff. (Made/Att/Pct)	0/1/0%	0/0/0%
Total Net Yards	517	299
Total Plays	90	68
Yards Per Play	5.7	4.4
Rushes/Net Yards	38/177	28/77
Net Passing	340	222
Pass Attempts/Completions	50/32	37/23
Had Intercepted	1	0
Sacked/Yards Lost	2/12	3/18
Punts/Average	4/44.8	7/45.4
Penalties/Yards	7/89	6/40
Fumbles/Lost	5/1	1/1
Possession Time	39:37	30:23

# 2022 GAME SUMMARIES



## WEEK 2

Houston Texans 9, Denver Broncos 16  
76,191 Empower Field at Mile High Sep 18, 2022



Houston Texans	3	3	3	0	—	9
Denver Broncos	3	3	0	10	—	16

### SCORING DRIVES

TEAM	QTR	TIME	SCORING PLAY	HOU	DEN
Broncos	1	05:30	B.McManus 20 yd. Field Goal (8-63, 2:18)	0	3
Texans	1	02:19	K.Fairbairn 40 yd. Field Goal (10-54, 3:11)	3	3
Texans	2	07:20	K.Fairbairn 44 yd. Field Goal (10-54, 5:32)	6	3
Broncos	2	00:20	B.McManus 24 yd. Field Goal (9-70, 3:44)	6	6
Texans	3	08:33	K.Fairbairn 24 yd. Field Goal (11-39, 5:09)	9	6
Broncos	4	12:37	E.Saubert 22 yd. pass from R.Wilson (B.McManus kick) (6-62, 3:56)	9	13
Broncos	4	03:36	B.McManus 50 yd. Field Goal (12-54, 6:12)	9	16

### HOUSTON TEXANS

PASSING	ATT	CP	YDS	SK/YD	TD	LG	INT	RTG
Davis Mills	38	19	177	3/23	0	29	0	63.2
<b>TOTAL</b>	<b>38</b>	<b>19</b>	<b>177</b>	<b>3/23</b>	<b>0</b>	<b>29</b>	<b>0</b>	<b>63.2</b>

RUSHING	ATT	YDS	AVG	LG	TD
Dameon Pierce	15	69	4.6	12	0
Jeff Driskel	1	10	10.0	10	0
Davis Mills	2	1	0.5	2	0
<b>TOTAL</b>	<b>18</b>	<b>80</b>	<b>4.4</b>	<b>12</b>	<b>0</b>

RECEIVING	NO	YDS	AVG	LG	TD
Nico Collins	4	58	14.5	29	0
Brandin Cooks	4	54	13.5	25	0
Pharaoh Brown	3	24	8.0	18	0
Chris Moore	2	14	7.0	9	0
Rex Burkhead	2	9	4.5	5	0
Brevin Jordan	2	3	1.5	4	0
Dameon Pierce	1	8	8.0	8	0
O.J. Howard	1	7	7.0	7	0
<b>TOTAL</b>	<b>19</b>	<b>177</b>	<b>9.3</b>	<b>29</b>	<b>0</b>

TOP DEFENSE	TOT	SOLO	AST	SCK	YDS	INT
Jonathan Owens	10	6	4	0.0	0.0	0
Derek Stingley Jr.	8	8	0	0.0	0.0	0
Christian Kirksey	5	4	1	0.5	3.0	1

FIELD GOALS	FGM/FGA	PERCENT	RESULTS
Ka'imi Fairbairn	3-3	100.0	40G, 44G, 24G
<b>TOTAL</b>	<b>3-3</b>	<b>100.0</b>	

### DENVER BRONCOS

PASSING	ATT	CP	YDS	SK/YD	TD	LG	INT	RTG
Russell Wilson	31	14	219	3/18	1	35	1	66.5
<b>TOTAL</b>	<b>31</b>	<b>14</b>	<b>219</b>	<b>3/18</b>	<b>1</b>	<b>35</b>	<b>1</b>	<b>66.5</b>

RUSHING	ATT	YDS	AVG	LG	TD
Javonte Williams	15	75	5.0	17	0
Melvin Gordon III	10	47	4.7	9	0
Montrell Washington	1	19	19.0	19	0
Courtland Sutton	1	5	5.0	5	0
Russell Wilson	2	3	1.5	4	0
Jerry Jeudy	1	1	1.0	1	0
Andrew Beck	1	-1	-1.0	-1	0
<b>TOTAL</b>	<b>31</b>	<b>149</b>	<b>4.8</b>	<b>19</b>	<b>0</b>

RECEIVING	NO	YDS	AVG	LG	TD
Courtland Sutton	7	122	17.4	35	0
Tyrie Cleveland	2	28	14.0	16	0
Eric Saubert	1	22	22.0	22t	1
Kendall Hinton	1	20	20.0	20	0
Jerry Jeudy	1	11	11.0	11	0
Javonte Williams	1	10	10.0	10	0
Melvin Gordon III	1	6	6.0	6	0
<b>TOTAL</b>	<b>14</b>	<b>219</b>	<b>15.6</b>	<b>35</b>	<b>1</b>

TOP DEFENSE	TOT	SOLO	AST	SCK	YDS	INT
Caden Sterns	6	5	1	0.0	0.0	0
Dre'Mont Jones	6	4	2	2.0	14.0	0
Kareem Jackson	6	3	3	0.0	0.0	0

FIELD GOALS	FGM/FGA	PERCENT	RESULTS
Brandon McManus	3-3	100.0	20G, 24G, 50G
<b>TOTAL</b>	<b>3-3</b>	<b>100.0</b>	

### Team Statistics

	Texans	Broncos
First Downs	15	20
3rd-Down Eff. (Made/Att/Pct)	2/13/15%	3/12/25%
4th-Down Eff. (Made/Att/Pct)	1/3/33%	1/1/100%
Total Net Yards	234	350
Total Plays	59	65
Yards Per Play	4.0	5.4
Rushes/Net Yards	18/80	31/149
Net Passing	154	201
Pass Attempts/Completions	38/19	31/14
Had Intercepted	0	1
Sacked/Yards Lost	3/23	3/18
Punts/Average	5/53.6	5/42.8
Penalties/Yards	8/94	13/100
Fumbles/Lost	2/0	0/0
Possession Time	27:27	32:33

# 2022 GAME SUMMARIES



## WEEK 3

Houston Texans 20, Chicago Bears 23  
60,592 Soldier Field Sep 25, 2022



Houston Texans	7	7	6	0	—	20
Chicago Bears	10	3	7	3	—	23

### SCORING DRIVES

TEAM	QTR	TIME	SCORING PLAY	HOU	CHI
Bears	1	11:22	C.Santos 47 yd. Field Goal (9-45, 3:38)	0	3
Bears	1	06:45	K.Herbert 11 yd. run (C.Santos kick) (6-81, 3:16)	0	10
Texans	1	03:40	J.Akins 4 yd. pass from D.Mills (K.Fairbairn kick) (7-75, 3:05)	7	10
Texans	2	07:32	D.Pierce 1 yd. run (K.Fairbairn kick) (4-41, 2:07)	14	10
Bears	2	01:48	C.Santos 50 yd. Field Goal (12-50, 5:44)	14	13
Texans	3	11:25	K.Fairbairn 39 yd. Field Goal (7-54, 3:35)	17	13
Bears	3	08:25	K.Herbert 1 yd. run (C.Santos kick) (5-75, 3:00)	17	20
Texans	3	00:54	K.Fairbairn 23 yd. Field Goal (14-70, 7:31)	20	20
Bears	4	00:00	C.Santos 30 yd. Field Goal (4-0, 1:05)	20	23

### HOUSTON TEXANS

PASSING	ATT	CP	YDS	SK/YD	TD	LG	INT	RTG
Davis Mills	32	20	245	1/8	1	52	2	70.4
<b>TOTAL</b>	<b>32</b>	<b>20</b>	<b>245</b>	<b>1/8</b>	<b>1</b>	<b>52</b>	<b>2</b>	<b>70.4</b>

RUSHING	ATT	YDS	AVG	LG	TD
Dameon Pierce	20	80	4.0	24	1
Rex Burkhead	3	9	3.0	4	0
M.J. Stewart	1	3	3.0	3	0
<b>TOTAL</b>	<b>24</b>	<b>92</b>	<b>3.8</b>	<b>24</b>	<b>1</b>

RECEIVING	NO	YDS	AVG	LG	TD
Rex Burkhead	4	21	5.3	8	0
Chris Moore	3	63	21.0	52	0
Jordan Akins	3	31	10.3	25	1
Pharaoh Brown	3	31	10.3	30	0
Nico Collins	2	41	20.5	22	0
Brandin Cooks	2	22	11.0	17	0
Dameon Pierce	2	21	10.5	12	0
Phillip Dorsett	1	15	15.0	15	0
<b>TOTAL</b>	<b>20</b>	<b>245</b>	<b>12.3</b>	<b>52</b>	<b>1</b>

TOP DEFENSE	TOT	SOLO	AST	SCK	YDS	INT
Jonathan Owens	11	6	5	0.0	0.0	0
Jalen Pitre	8	5	3	1.0	8.0	2
Desmond King II	7	7	0	0.0	0.0	0

FIELD GOALS	FGM/FGA	PERCENT	RESULTS
Ka'imi Fairbairn	2-2	100.0	39G, 23G
<b>TOTAL</b>	<b>2-2</b>	<b>100.0</b>	

### CHICAGO BEARS

PASSING	ATT	CP	YDS	SK/YD	TD	LG	INT	RTG
Justin Fields	17	8	106	5/24	0	24	2	27.7
<b>TOTAL</b>	<b>17</b>	<b>8</b>	<b>106</b>	<b>5/24</b>	<b>0</b>	<b>24</b>	<b>2</b>	<b>27.7</b>

RUSHING	ATT	YDS	AVG	LG	TD
Khalil Herbert	20	157	7.9	52	2
Justin Fields	8	47	5.9	29	0
Equanimeous St. Brown	2	43	21.5	41	0
Trestan Ebner	7	23	3.3	7	0
David Montgomery	3	11	3.7	5	0
<b>TOTAL</b>	<b>40</b>	<b>281</b>	<b>7.0</b>	<b>52</b>	<b>2</b>

RECEIVING	NO	YDS	AVG	LG	TD
Cole Kmet	2	40	20.0	24	0
Darnell Mooney	2	23	11.5	18	0
Khalil Herbert	2	12	6.0	7	0
Equanimeous St. Brown	1	20	20.0	20	0
Byron Pringle	1	11	11.0	11	0
<b>TOTAL</b>	<b>8</b>	<b>106</b>	<b>13.3</b>	<b>24</b>	<b>0</b>

TOP DEFENSE	TOT	SOLO	AST	SCK	YDS	INT
Roquan Smith	16	6	10	0.0	0.0	1
Eddie Jackson	8	5	3	0.0	0.0	1
Jaquan Brisker	6	4	2	0.0	0.0	0

FIELD GOALS	FGM/FGA	PERCENT	RESULTS
Cairo Santos	3-3	100.0	47G, 50G, 30G
<b>TOTAL</b>	<b>3-3</b>	<b>100.0</b>	

### Team Statistics

	Texans	Bears
First Downs	17	17
3rd-Down Eff. (Made/Att/Pct)	3/12/25%	6/14/43%
4th-Down Eff. (Made/Att/Pct)	1/1/100%	0/0/0%
Total Net Yards	329	363
Total Plays	57	62
Yards Per Play	5.8	5.9
Rushes/Net Yards	24/92	40/281
Net Passing	237	82
Pass Attempts/Completions	32/20	17/8
Had Intercepted	2	2
Sacked/Yards Lost	1/8	5/24
Punts/Average	5/48.4	4/45.5
Penalties/Yards	3/25	6/32
Fumbles/Lost	3/0	2/0
Possession Time	28:38	31:22



# 2022 GAME SUMMARIES



## WEEK 4

Los Angeles Chargers 34, Houston Texans 24  
69,071 NRG Stadium Oct 2, 2022



Los Angeles Chargers	7	20	0	7	—	34
Houston Texans	0	7	7	10	—	24

### SCORING DRIVES

TEAM	QTR	TIME	SCORING PLAY	LAC	HOU
Chargers	1	12:00	G.Everett 18 yd. pass from J.Herbert (D.Hopkins kick) (3-25, 1:28)	7	0
Chargers	2	12:57	A.Ekeler 10 yd. run (D.Hopkins kick) (9-64, 4:22)	14	0
Chargers	2	10:00	A.Ekeler 20 yd. run (D.Hopkins kick) (3-73, 1:18)	21	0
Texans	2	09:48	D.Pierce 75 yd. run (K.Fairbairn kick) (1-75, 0:12)	21	7
Chargers	2	04:35	D.Hopkins 23 yd. Field Goal (10-77, 5:13)	24	7
Chargers	2	00:00	D.Hopkins 37 yd. Field Goal (9-49, 0:57)	27	7
Texans	3	01:12	R.Burkhead 8 yd. pass from D.Mills (K.Fairbairn kick) (8-87, 4:30)	27	14
Texans	4	10:02	B.Cooks 18 yd. pass from D.Mills (K.Fairbairn kick) (5-93, 2:53)	27	21
Texans	4	08:30	K.Fairbairn 40 yd. Field Goal (4-6, 1:28)	27	24
Chargers	4	02:28	A.Ekeler 14 yd. pass from J.Herbert (D.Hopkins kick) (12-84, 6:02)	34	24

### LOS ANGELES CHARGERS

PASSING	ATT	CP	YDS	SK/YD	TD	LG	INT	RTG
Justin Herbert	39	27	340	1/2	2	50	0	113.2
<b>TOTAL</b>	<b>39</b>	<b>27</b>	<b>340</b>	<b>1/2</b>	<b>2</b>	<b>50</b>	<b>0</b>	<b>113.2</b>

RUSHING	ATT	YDS	AVG	LG	TD
Austin Ekeler	13	60	4.6	20t	2
Joshua Kelley	4	15	3.8	6	0
Sony Michel	6	11	1.8	4	0
Justin Herbert	4	-5	-1.3	-1	0
<b>TOTAL</b>	<b>27</b>	<b>81</b>	<b>3.0</b>	<b>20T</b>	<b>2</b>

RECEIVING	NO	YDS	AVG	LG	TD
Mike Williams	7	120	17.1	50	0
Austin Ekeler	6	49	8.2	21	1
Gerald Everett	5	61	12.2	18t	1
Sony Michel	3	16	5.3	9	0
Michael Bandy	2	49	24.5	25	0
DeAndre Carter	2	16	8.0	14	0
Joshua Palmer	1	25	25.0	25	0
Tre' McKitty	1	4	4.0	4	0
<b>TOTAL</b>	<b>27</b>	<b>340</b>	<b>12.6</b>	<b>50</b>	<b>2</b>

TOP DEFENSE	TOT	SOLO	AST	SCK	YDS	INT
Drue Tranquill	11	5	6	0.0	0.0	0
Derwin James Jr.	7	3	4	0.0	0.0	0
Asante Samuel Jr.	5	5	0	0.0	0.0	0

FIELD GOALS	FGM/FGA	PERCENT	RESULTS
Dustin Hopkins	2-2	100.0	23G, 37G
<b>TOTAL</b>	<b>2-2</b>	<b>100.0</b>	

### HOUSTON TEXANS

PASSING	ATT	CP	YDS	SK/YD	TD	LG	INT	RTG
Davis Mills	35	26	246	4/31	2	58	2	88.5
<b>TOTAL</b>	<b>35</b>	<b>26</b>	<b>246</b>	<b>4/31</b>	<b>2</b>	<b>58</b>	<b>2</b>	<b>88.5</b>

RUSHING	ATT	YDS	AVG	LG	TD
Dameon Pierce	14	131	9.4	75t	1
<b>TOTAL</b>	<b>14</b>	<b>131</b>	<b>9.4</b>	<b>75T</b>	<b>1</b>

RECEIVING	NO	YDS	AVG	LG	TD
Brandin Cooks	7	57	8.1	20	1
Dameon Pierce	6	8	1.3	8	0
Rex Burkhead	5	39	7.8	13	1
Nico Collins	3	82	27.3	58	0
Jordan Akins	2	33	16.5	30	0
O.J. Howard	2	27	13.5	22	0
Mason Schreck	1	0	0.0	0	0
<b>TOTAL</b>	<b>26</b>	<b>246</b>	<b>9.5</b>	<b>58</b>	<b>2</b>

TOP DEFENSE	TOT	SOLO	AST	SCK	YDS	INT
Kamu Grugier-Hill	7	6	1	0.0	0.0	0
Steven Nelson	7	6	1	0.0	0.0	0
Jalen Pitre	7	3	4	0.0	0.0	0

FIELD GOALS	FGM/FGA	PERCENT	RESULTS
Ka'imi Fairbairn	1-2	50.0	46WL, 40G
<b>TOTAL</b>	<b>1-2</b>	<b>50.0</b>	

### Team Statistics

	Chargers	Texans
First Downs	22	16
3rd-Down Eff. (Made/Att/Pct)	8/16/50%	4/12/33%
4th-Down Eff. (Made/Att/Pct)	1/2/50%	0/2/0%
Total Net Yards	419	346
Total Plays	67	53
Yards Per Play	6.3	6.5
Rushes/Net Yards	27/81	14/131
Net Passing	338	215
Pass Attempts/Completions	39/27	35/26
Had Intercepted	0	2
Sacked/Yards Lost	1/2	4/31
Punts/Average	4/46.3	3/52.0
Penalties/Yards	6/61	9/67
Fumbles/Lost	2/1	1/0
Possession Time	31:39	28:21

# 2022 GAME SUMMARIES



13

## WEEK 5

Houston Texans 13, Jacksonville Jaguars 6  
60,018 🦋 TIAA Bank Field 🦋 Oct 9, 2022



6

Houston Texans ..... 0 6 0 7 — 13  
Jacksonville Jaguars ..... 3 3 0 0 — 6

### SCORING DRIVES

TEAM	QTR	TIME	SCORING PLAY	HOU	JAX
Jaguars	1	01:22	R.Patterson 26 yd. Field Goal (11-60, 4:03)	0	3
Texans	2	12:24	K.Fairbairn 50 yd. Field Goal (8-44, 3:58)	3	3
Texans	2	03:23	K.Fairbairn 51 yd. Field Goal (8-30, 4:44)	6	3
Jaguars	2	00:06	R.Patterson 45 yd. Field Goal (9-51, 3:17)	6	6
Texans	4	03:11	D.Pierce 1 yd. run (K.Fairbairn kick) (12-74, 6:48)	13	6

### HOUSTON TEXANS

PASSING	ATT	CP	YDS	SK/YD	TD	LG	INT	RTG
Davis Mills	24	16	140	1/8	0	23	0	81.9
<b>TOTAL</b>	<b>24</b>	<b>16</b>	<b>140</b>	<b>1/8</b>	<b>0</b>	<b>23</b>	<b>0</b>	<b>81.9</b>

RUSHING	ATT	YDS	AVG	LG	TD
Dameon Pierce	26	99	3.8	20	1
Rex Burkhead	3	15	5.0	9	0
Davis Mills	2	2	1.0	3	0
<b>TOTAL</b>	<b>31</b>	<b>116</b>	<b>3.7</b>	<b>20</b>	<b>1</b>

RECEIVING	NO	YDS	AVG	LG	TD
Nico Collins	4	65	16.3	23	0
Brandin Cooks	4	20	5.0	7	0
Dameon Pierce	3	14	4.7	11	0
Jordan Akins	2	22	11.0	11	0
Rex Burkhead	2	13	6.5	9	0
Mason Schreck	1	6	6.0	6	0
<b>TOTAL</b>	<b>16</b>	<b>140</b>	<b>8.8</b>	<b>23</b>	<b>0</b>

TOP DEFENSE	TOT	SOLO	AST	SCK	YDS	INT
Jalen Pitre	8	6	2	0.0	0.0	0
Christian Kirksey	8	5	3	0.0	0.0	0
Derek Stingley Jr.	7	6	1	0.0	0.0	1

FIELD GOALS	FGM/FGA	PERCENT	RESULTS
Ka'imi Fairbairn	2-2	100.0	50G, 51G
<b>TOTAL</b>	<b>2-2</b>	<b>100.0</b>	

### JACKSONVILLE JAGUARS

PASSING	ATT	CP	YDS	SK/YD	TD	LG	INT	RTG
Trevor Lawrence	47	25	286	0/0	0	37	2	54.0
<b>TOTAL</b>	<b>47</b>	<b>25</b>	<b>286</b>	<b>0/0</b>	<b>0</b>	<b>37</b>	<b>2</b>	<b>54.0</b>

RUSHING	ATT	YDS	AVG	LG	TD
Travis Etienne Jr.	10	71	7.1	30	0
Trevor Lawrence	4	29	7.3	12	0
James Robinson	10	27	2.7	9	0
JaMycal Hasty	1	6	6.0	6	0
Jamal Agnew	1	3	3.0	3	0
<b>TOTAL</b>	<b>26</b>	<b>136</b>	<b>5.2</b>	<b>30</b>	<b>0</b>

RECEIVING	NO	YDS	AVG	LG	TD
Marvin Jones Jr.	7	104	14.9	37	0
Evan Engram	6	69	11.5	28	0
Travis Etienne Jr.	3	43	14.3	20	0
Zay Jones	3	12	4.0	7	0
Chris Manhertz	2	15	7.5	12	0
James Robinson	2	12	6.0	10	0
Dan Arnold	1	20	20.0	20	0
Christian Kirk	1	11	11.0	6	0
<b>TOTAL</b>	<b>25</b>	<b>286</b>	<b>11.4</b>	<b>37</b>	<b>0</b>

TOP DEFENSE	TOT	SOLO	AST	SCK	YDS	INT
Rayshawn Jenkins	12	7	5	0.0	0.0	0
Devin Lloyd	11	6	5	0.0	0.0	0
Foyesade Oluokun	8	6	2	1.0	8.0	0

FIELD GOALS	FGM/FGA	PERCENT	RESULTS
Riley Patterson	2-2	100.0	26G, 45G
<b>TOTAL</b>	<b>2-2</b>	<b>100.0</b>	

### Team Statistics

	Texans	Jaguars
First Downs	15	22
3rd-Down Eff. (Made/Att/Pct)	5/13/38%	6/14/43%
4th-Down Eff. (Made/Att/Pct)	0/0/0%	0/3/0%
Total Net Yards	248	422
Total Plays	56	73
Yards Per Play	4.4	5.8
Rushes/Net Yards	31/116	26/136
Net Passing	132	286
Pass Attempts/Completions	24/16	47/25
Had Intercepted	0	2
Sacked/Yards Lost	1/8	0/0
Punts/Average	6/48.8	3/53.0
Penalties/Yards	4/25	6/48
Fumbles/Lost	0/0	0/0
Possession Time	31:47	28:13

# 2022 GAME SUMMARIES



20

## WEEK 7

Houston Texans 20, Las Vegas Raiders 38  
61,228 Allegiant Stadium Oct 23, 2022



38

Houston Texans	0	10	10	0	—	20
Las Vegas Raiders	3	7	7	21	—	38

### SCORING DRIVES

TEAM	QTR	TIME	SCORING PLAY	HOU	LV
Raiders	1	09:54	D.Carlson 50 yd. Field Goal (11-44, 5:06)	0	3
Texans	2	11:17	C.Moore 13 yd. pass from D.Mills (K.Fairbairn kick) (13-62, 6:22)	7	3
Texans	2	04:57	K.Fairbairn 55 yd. Field Goal (7-43, 2:31)	10	3
Raiders	2	00:25	M.Hollins 26 yd. pass from D.Carr (D.Carlson kick) (10-82, 4:32)	10	10
Texans	3	10:59	K.Fairbairn 35 yd. Field Goal (8-67, 4:01)	13	10
Raiders	3	05:48	J.Jacobs 4 yd. run (D.Carlson kick) (10-75, 5:11)	13	17
Texans	3	03:14	P.Dorsett 25 yd. pass from D.Mills (K.Fairbairn kick) (6-74, 2:34)	20	17
Raiders	4	13:32	J.Jacobs 7 yd. run (D.Carlson kick) (7-76, 4:42)	20	24
Raiders	4	07:06	J.Jacobs 15 yd. run (D.Carlson kick) (7-81, 4:15)	20	31
Raiders	4	03:26	D.Harmon 73 yd. interception return (D.Carlson kick)	20	38

### HOUSTON TEXANS

PASSING	ATT	CP	YDS	SK/YD	TD	LG	INT	RTG
Davis Mills	41	28	302	1/6	2	39	1	95.8
<b>TOTAL</b>	<b>41</b>	<b>28</b>	<b>302</b>	<b>1/6</b>	<b>2</b>	<b>39</b>	<b>1</b>	<b>95.8</b>

RUSHING	ATT	YDS	AVG	LG	TD
Dameon Pierce	20	92	4.6	22	0
Rex Burkhead	2	8	4.0	4	0
Dare Ogunbowale	1	8	8.0	8	0
<b>TOTAL</b>	<b>23</b>	<b>108</b>	<b>4.7</b>	<b>22</b>	<b>0</b>

RECEIVING	NO	YDS	AVG	LG	TD
Dare Ogunbowale	5	54	10.8	23	0
Rex Burkhead	5	11	2.2	5	0
Brandin Cooks	4	46	11.5	24	0
Dameon Pierce	4	25	6.3	11	0
Jordan Akins	3	68	22.7	39	0
Nico Collins	3	33	11.0	15	0
Phillip Dorsett	2	45	22.5	25t	1
Chris Moore	2	20	10.0	13t	1
<b>TOTAL</b>	<b>28</b>	<b>302</b>	<b>10.8</b>	<b>39</b>	<b>2</b>

TOP DEFENSE	TOT	SOLO	AST	SCK	YDS	INT
Jonathan Owens	10	9	1	0.0	0.0	0
Christian Kirksey	9	8	1	0.0	0.0	0
Desmond King II	5	5	0	0.0	0.0	0

FIELD GOALS	FGM/FGA	PERCENT	RESULTS
Ka'imi Fairbairn	2-3	66.7	39WR, 55G, 35G
<b>TOTAL</b>	<b>2-3</b>	<b>66.0</b>	

### LAS VEGAS RAIDERS

PASSING	ATT	CP	YDS	SK/YD	TD	LG	INT	RTG
Derek Carr	27	21	241	1/5	1	27	0	116.2
<b>TOTAL</b>	<b>27</b>	<b>21</b>	<b>241</b>	<b>1/5</b>	<b>1</b>	<b>27</b>	<b>0</b>	<b>116.2</b>

RUSHING	ATT	YDS	AVG	LG	TD
Josh Jacobs	20	143	7.2	15t	3
DJ Turner	3	20	6.7	18	0
Zamir White	1	2	2.0	2	0
Derek Carr	3	-1	-0.3	0	0
<b>TOTAL</b>	<b>27</b>	<b>164</b>	<b>6.1</b>	<b>18</b>	<b>3</b>

RECEIVING	NO	YDS	AVG	LG	TD
Davante Adams	8	95	11.9	16	0
Hunter Renfrow	3	55	18.3	27	0
Foster Moreau	3	28	9.3	17	0
Josh Jacobs	3	12	4.0	5	0
Mack Hollins	2	44	22.0	26t	1
Ameer Abdullah	2	7	3.5	5	0
<b>TOTAL</b>	<b>21</b>	<b>241</b>	<b>11.5</b>	<b>27</b>	<b>1</b>

TOP DEFENSE	TOT	SOLO	AST	SCK	YDS	INT
Divine Deablo	11	6	5	0.0	0.0	0
Johnathan Abram	8	6	2	0.0	0.0	0
Duron Harmon	6	5	1	0.0	0.0	1

FIELD GOALS	FGM/FGA	PERCENT	RESULTS
Daniel Carlson	1-1	100.0	50G
<b>TOTAL</b>	<b>1-1</b>	<b>100.0</b>	

### Team Statistics

	Texans	Raiders
First Downs	21	25
3rd-Down Eff. (Made/Att/Pct)	9/15/60%	4/9/44%
4th-Down Eff. (Made/Att/Pct)	1/2/50%	1/1/100%
Total Net Yards	404	400
Total Plays	65	55
Yards Per Play	6.2	7.3
Rushes/Net Yards	23/108	27/164
Net Passing	296	236
Pass Attempts/Completions	41/28	27/21
Had Intercepted	1	0
Sacked/Yards Lost	1/6	1/5
Punts/Average	1/55.0	2/46.5
Penalties/Yards	3/14	5/44
Fumbles/Lost	0/0	2/0
Possession Time	29:17	30:43

# 2022 GAME SUMMARIES



## WEEK 8

Tennessee Titans 17, Houston Texans 10  
68,467 NRG Stadium Oct 30, 2022



Tennessee Titans	0	7	7	3	—	17
Houston Texans	0	3	0	7	—	10

### SCORING DRIVES

TEAM	QTR	TIME	SCORING PLAY	TEN	HOU
Texans	2	10:40	K.Fairbairn 43 yd. Field Goal (4--13, 1:11)	0	3
Titans	2	04:20	D.Henry 29 yd. run (R.Bullock kick) (3-37, 0:53)	7	3
Titans	3	06:31	D.Henry 1 yd. run (R.Bullock kick) (9-65, 6:19)	14	3
Titans	4	11:08	R.Bullock 29 yd. Field Goal (12-81, 7:16)	17	3
Texans	4	00:17	D.Pierce 3 yd. pass from D.Mills (K.Fairbairn kick) (12-90, 3:46)	17	10

### TENNESSEE TITANS

PASSING	ATT	CP	YDS	SK/YD	TD	LG	INT	RTG
Malik Willis	10	6	55	3/15	0	16	1	35.4
<b>TOTAL</b>	<b>10</b>	<b>6</b>	<b>55</b>	<b>3/15</b>	<b>0</b>	<b>16</b>	<b>1</b>	<b>35.4</b>

RUSHING	ATT	YDS	AVG	LG	TD
Derrick Henry	32	219	6.8	41	2
Dontrell Hilliard	8	83	10.4	30	0
Malik Willis	5	12	2.4	6	0
<b>TOTAL</b>	<b>45</b>	<b>314</b>	<b>7.0</b>	<b>41</b>	<b>2</b>

RECEIVING	NO	YDS	AVG	LG	TD
Robert Woods	2	26	13.0	16	0
Dontrell Hilliard	1	12	12.0	12	0
Derrick Henry	1	9	9.0	9	0
Austin Hooper	1	5	5.0	5	0
Chig Okonkwo	1	3	3.0	3	0
<b>TOTAL</b>	<b>6</b>	<b>55</b>	<b>9.2</b>	<b>16</b>	<b>0</b>

TOP DEFENSE	TOT	SOLO	AST	SCK	YDS	INT
David Long Jr.	8	6	2	0.0	0.0	0
Roger McCreary	6	4	2	0.0	0.0	0
Kevin Byard	4	3	1	0.0	0.0	0

FIELD GOALS	FGM/FGA	PERCENT	RESULTS
Randy Bullock	1-2	50.0	48WR, 29G
<b>TOTAL</b>	<b>1-2</b>	<b>50.0</b>	

### HOUSTON TEXANS

PASSING	ATT	CP	YDS	SK/YD	TD	LG	INT	RTG
Davis Mills	29	17	152	3/34	1	44	1	69.9
Rex Burkhead	1	0	0	0/0	0	0	0	39.6
<b>TOTAL</b>	<b>30</b>	<b>17</b>	<b>152</b>	<b>3/34</b>	<b>1</b>	<b>44</b>	<b>1</b>	<b>67.6</b>

RUSHING	ATT	YDS	AVG	LG	TD
Dameon Pierce	15	35	2.3	16	0
Davis Mills	3	8	2.7	6	0
<b>TOTAL</b>	<b>18</b>	<b>43</b>	<b>2.4</b>	<b>16</b>	<b>0</b>

RECEIVING	NO	YDS	AVG	LG	TD
Brandin Cooks	4	73	18.3	44	0
Dameon Pierce	3	16	5.3	7	1
O.J. Howard	2	24	12.0	24	0
Brevin Jordan	2	19	9.5	16	0
Troy Hairston	2	7	3.5	5	0
Phillip Dorsett	1	6	6.0	6	0
Jordan Akins	1	5	5.0	5	0
Rex Burkhead	1	2	2.0	2	0
Dare Ogunbowale	1	0	0.0	0	0
<b>TOTAL</b>	<b>17</b>	<b>152</b>	<b>8.9</b>	<b>44</b>	<b>1</b>

TOP DEFENSE	TOT	SOLO	AST	SCK	YDS	INT
Christian Harris	7	5	2	0.0	0.0	0
Eric Murray	6	5	1	0.0	0.0	0
Jalen Pitre	6	5	1	0.0	0.0	0

FIELD GOALS	FGM/FGA	PERCENT	RESULTS
Ka'imi Fairbairn	1-1	100.0	43G
<b>TOTAL</b>	<b>1-1</b>	<b>100.0</b>	

### Team Statistics

	Titans	Texans
First Downs	16	10
3rd-Down Eff. (Made/Att/Pct)	4/12/33%	2/14/14%
4th-Down Eff. (Made/Att/Pct)	1/1/100%	2/2/100%
Total Net Yards	354	161
Total Plays	58	51
Yards Per Play	6.1	3.2
Rushes/Net Yards	45/314	18/43
Net Passing	40	118
Pass Attempts/Completions	10/6	30/17
Had Intercepted	1	1
Sacked/Yards Lost	3/15	3/34
Punts/Average	5/48.4	8/46.8
Penalties/Yards	6/35	6/45
Fumbles/Lost	1/1	0/0
Possession Time	34:48	25:12

# 2022 GAME SUMMARIES



29

## WEEK 9

Philadelphia Eagles 29, Houston Texans 17  
68,831 NRG Stadium Nov 3, 2022



17

Philadelphia Eagles	7	7	7	8	—	29
Houston Texans	7	7	3	0	—	17

### SCORING DRIVES

TEAM	QTR	TIME	SCORING PLAY	PHI	HOU
Texans	1	09:37	T.Quitoriano 2 yd. pass from D.Mills (K.Fairbairn kick) (9-75, 5:23)	0	7
Eagles	1	01:33	M.Sanders 2 yd. run (J.Elliott kick) (18-91, 8:04)	7	7
Eagles	2	04:32	K.Gainwell 4 yd. run (J.Elliott kick) (10-79, 5:32)	14	7
Texans	2	00:37	C.Moore 13 yd. pass from D.Mills (K.Fairbairn kick) (7-75, 3:55)	14	14
Eagles	3	08:04	A.Brown 17 yd. pass from J.Hurts (J.Elliott kick) (2-17, 0:09)	21	14
Texans	3	01:15	K.Fairbairn 30 yd. Field Goal (12-63, 6:49)	21	17
Eagles	4	11:22	D.Goedert 4 yd. pass from J.Hurts (J.Hurts run) (10-75, 4:53)	27	17

### PHILADELPHIA EAGLES

PASSING	ATT	CP	YDS	SK/YD	TD	LG	INT	RTG
Jalen Hurts	27	21	243	4/26	2	31	0	128.9
<b>TOTAL</b>	<b>27</b>	<b>21</b>	<b>243</b>	<b>4/26</b>	<b>2</b>	<b>31</b>	<b>0</b>	<b>128.9</b>

RUSHING	ATT	YDS	AVG	LG	TD
Miles Sanders	17	93	5.5	25	1
Jalen Hurts	9	23	2.6	14	0
Kenneth Gainwell	4	22	5.5	8	1
Boston Scott	1	5	5.0	5	0
<b>TOTAL</b>	<b>31</b>	<b>143</b>	<b>4.6</b>	<b>25</b>	<b>2</b>

RECEIVING	NO	YDS	AVG	LG	TD
Dallas Goedert	8	100	12.5	21	1
A.J. Brown	4	59	14.8	31	1
Kenneth Gainwell	3	16	5.3	8	0
Quez Watkins	2	25	12.5	23	0
DeVonta Smith	2	22	11.0	22	0
Jack Stoll	1	13	13.0	13	0
Zach Pascal	1	8	8.0	8	0
<b>TOTAL</b>	<b>21</b>	<b>243</b>	<b>11.6</b>	<b>31</b>	<b>2</b>

TOP DEFENSE	TOT	SOLO	AST	SCK	YDS	INT
Javon Hargrave	7	6	1	3.0	19.0	0
T.J. Edwards	7	5	2	0.0	0.0	0
Kyzir White	7	4	3	0.0	0.0	0

FIELD GOALS	FGM/FGA	PERCENT	RESULTS
Jake Elliott	0-1	0.0	54WR
<b>TOTAL</b>	<b>0-1</b>	<b>0.0</b>	

### HOUSTON TEXANS

PASSING	ATT	CP	YDS	SK/YD	TD	LG	INT	RTG
Davis Mills	22	13	154	3/19	2	34	2	72.9
<b>TOTAL</b>	<b>22</b>	<b>13</b>	<b>154</b>	<b>3/19</b>	<b>2</b>	<b>34</b>	<b>2</b>	<b>72.9</b>

RUSHING	ATT	YDS	AVG	LG	TD
Dameon Pierce	27	139	5.1	36	0
Davis Mills	3	18	6.0	8	0
Rex Burkhead	1	9	9.0	9	0
Chris Moore	1	2	2.0	2	0
<b>TOTAL</b>	<b>32</b>	<b>168</b>	<b>5.3</b>	<b>36</b>	<b>0</b>

RECEIVING	NO	YDS	AVG	LG	TD
Chris Moore	4	43	10.8	25	1
Phillip Dorsett	3	69	23.0	34	0
O.J. Howard	1	14	14.0	14	0
Tyron Johnson	1	8	8.0	8	0
Jalen Camp	1	7	7.0	7	0
Rex Burkhead	1	6	6.0	6	0
Brevin Jordan	1	5	5.0	5	0
Teagan Quitoriano	1	2	2.0	2t	1
<b>TOTAL</b>	<b>13</b>	<b>154</b>	<b>11.8</b>	<b>34</b>	<b>2</b>

TOP DEFENSE	TOT	SOLO	AST	SCK	YDS	INT
Jonathan Owens	10	7	3	0.0	0.0	0
Jalen Pitre	9	7	2	0.0	0.0	0
Christian Kirksey	7	5	2	0.0	0.0	0

FIELD GOALS	FGM/FGA	PERCENT	RESULTS
Ka'imi Fairbairn	1-1	100.0	30G
<b>TOTAL</b>	<b>1-1</b>	<b>100.0</b>	

### Team Statistics

	Eagles	Texans
First Downs	24	20
3rd-Down Eff. (Made/Att/Pct)	5/10/50%	2/9/22%
4th-Down Eff. (Made/Att/Pct)	2/2/100%	0/0/0%
Total Net Yards	360	303
Total Plays	62	57
Yards Per Play	5.8	5.3
Rushes/Net Yards	31/143	32/168
Net Passing	217	135
Pass Attempts/Completions	27/21	22/13
Had Intercepted	0	2
Sacked/Yards Lost	4/26	3/19
Punts/Average	3/49.7	4/52.0
Penalties/Yards	4/31	4/24
Fumbles/Lost	2/1	0/0
Possession Time	28:13	31:47

# 2022 GAME SUMMARIES



16

## WEEK 10

Houston Texans 16, New York Giants 24  
71,615 MetLife Stadium Nov 13, 2022



24

Houston Texans	0	3	7	6	—	16
New York Giants	7	0	14	3	—	24

### SCORING DRIVES

TEAM	QTR	TIME	SCORING PLAY	HOU	NYG
Giants	1	07:51	L.Cager 9 yd. pass from D.Jones (G.Gano kick) (10-68, 5:22)	0	7
Texans	2	11:27	K.Fairbairn 38 yd. Field Goal (7-61, 3:26)	3	7
Giants	3	12:33	D.Slayton 54 yd. pass from D.Jones (G.Gano kick) (5-75, 2:27)	3	14
Texans	3	08:06	N.Collins 12 yd. pass from D.Mills (K.Fairbairn kick) (7-75, 4:27)	10	14
Giants	3	02:21	S.Barkley 2 yd. run (G.Gano kick) (12-74, 5:45)	10	21
Texans	4	02:22	K.Fairbairn 34 yd. Field Goal (12-76, 2:18)	13	21
Giants	4	01:55	G.Gano 49 yd. Field Goal (4-8, 0:27)	13	24
Texans	4	00:07	K.Fairbairn 46 yd. Field Goal (5-48, 1:48)	16	24

### HOUSTON TEXANS

PASSING	ATT	CP	YDS	SK/YD	TD	LG	INT	RTG
Davis Mills	37	22	319	4/33	1	46	1	85.3
<b>TOTAL</b>	<b>37</b>	<b>22</b>	<b>319</b>	<b>4/33</b>	<b>1</b>	<b>46</b>	<b>1</b>	<b>85.3</b>

RUSHING	ATT	YDS	AVG	LG	TD
Dameon Pierce	17	94	5.5	44	0
Brandin Cooks	1	5	5.0	5	0
Rex Burkhead	1	2	2.0	2	0
<b>TOTAL</b>	<b>19</b>	<b>101</b>	<b>5.3</b>	<b>44</b>	<b>0</b>

RECEIVING	NO	YDS	AVG	LG	TD
Nico Collins	5	49	9.8	13	1
Brandin Cooks	4	37	9.3	25	0
Jordan Akins	3	72	24.0	46	0
Chris Moore	3	70	23.3	25	0
Rex Burkhead	2	28	14.0	15	0
Dameon Pierce	2	28	14.0	16	0
Phillip Dorsett	2	22	11.0	18	0
Dare Ogunbowale	1	13	13.0	13	0
<b>TOTAL</b>	<b>22</b>	<b>319</b>	<b>14.5</b>	<b>46</b>	<b>1</b>

TOP DEFENSE	TOT	SOLO	AST	SCK	YDS	INT
Jonathan Owens	12	10	2	0.0	0.0	0
Christian Harris	9	4	5	0.0	0.0	0
Christian Kirksey	8	3	5	0.5	4.0	0

FIELD GOALS	FGM/FGA	PERCENT	RESULTS
Ka'imi Fairbairn	3-3	100.0	38G, 34G, 46G
<b>TOTAL</b>	<b>3-3</b>	<b>100.0</b>	

### NEW YORK GIANTS

PASSING	ATT	CP	YDS	SK/YD	TD	LG	INT	RTG
Daniel Jones	17	13	197	3/21	2	54t	0	153.3
<b>TOTAL</b>	<b>17</b>	<b>13</b>	<b>197</b>	<b>3/21</b>	<b>2</b>	<b>54T</b>	<b>0</b>	<b>153.3</b>

RUSHING	ATT	YDS	AVG	LG	TD
Saquon Barkley	35	152	4.3	27	1
Daniel Jones	5	24	4.8	11	0
Matt Breida	6	20	3.3	9	0
Wan'Dale Robinson	1	-5	-5.0	-5	0
<b>TOTAL</b>	<b>47</b>	<b>191</b>	<b>4.1</b>	<b>27</b>	<b>1</b>

RECEIVING	NO	YDS	AVG	LG	TD
Darius Slayton	3	95	31.7	54t	1
Tanner Hudson	3	24	8.0	16	0
Isaiah Hodgins	2	41	20.5	26	0
Wan'Dale Robinson	2	20	10.0	11	0
Lawrence Cager	2	9	4.5	9t	1
Saquon Barkley	1	8	8.0	8	0
<b>TOTAL</b>	<b>13</b>	<b>197</b>	<b>15.2</b>	<b>54T</b>	<b>2</b>

TOP DEFENSE	TOT	SOLO	AST	SCK	YDS	INT
Leonard Williams	9	5	4	0.5	3.0	0
Fabian Moreau	6	6	0	0.0	0.0	0
Adoree' Jackson	6	4	2	0.0	0.0	0

FIELD GOALS	FGM/FGA	PERCENT	RESULTS
Graham Gano	1-1	100.0	49G
<b>TOTAL</b>	<b>1-1</b>	<b>100.0</b>	

### Team Statistics

	Texans	Giants
First Downs	22	19
3rd-Down Eff. (Made/Att/Pct)	3/10/30%	7/14/50%
4th-Down Eff. (Made/Att/Pct)	0/0/0%	0/0/0%
Total Net Yards	387	367
Total Plays	60	67
Yards Per Play	6.5	5.5
Rushes/Net Yards	19/101	47/191
Net Passing	286	176
Pass Attempts/Completions	37/22	17/13
Had Intercepted	1	0
Sacked/Yards Lost	4/33	3/21
Punts/Average	5/45.8	6/40.3
Penalties/Yards	7/40	5/24
Fumbles/Lost	2/1	0/0
Possession Time	26:40	33:20

# 2022 GAME SUMMARIES



## WEEK 11

Washington Commanders 23, Houston Texans 10  
65,865 NRG Stadium Nov 20, 2022



Washington Commanders	7	13	0	3	—	23
Houston Texans	0	0	3	7	—	10

### SCORING DRIVES

TEAM	QTR	TIME	SCORING PLAY	WAS	HOU
Commanders	1	13:16	K.Fuller 37 yd. interception return (J.Slye kick)	6	0
Commanders	2	11:44	C.Samuel 10 yd. run (J.Slye kick) (9-85, 5:11)	14	0
Commanders	2	04:53	J.Slye 25 yd. Field Goal (10-54, 4:50)	17	0
Commanders	2	00:07	J.Slye 24 yd. Field Goal (11-61, 2:53)	20	0
Texans	3	09:53	K.Fairbairn 29 yd. Field Goal (11-64, 5:07)	20	3
Commanders	4	12:08	J.Slye 44 yd. Field Goal (10-20, 6:31)	23	3
Texans	4	03:19	D.Mills 4 yd. run (K.Fairbairn kick) (11-55, 4:20)	23	10

### WASHINGTON COMMANDERS

PASSING	ATT	CP	YDS	SK/YD	TD	LG	INT	RTG
Taylor Heinicke	27	15	191	0/0	0	19	0	77.9
<b>TOTAL</b>	<b>27</b>	<b>15</b>	<b>191</b>	<b>0/0</b>	<b>0</b>	<b>19</b>	<b>0</b>	<b>77.9</b>

RUSHING	ATT	YDS	AVG	LG	TD
Antonio Gibson	18	72	4.0	18	0
Brian Robinson Jr.	15	57	3.8	14	0
Curtis Samuel	2	18	9.0	10t	1
Jahan Dotson	1	3	3.0	3	0
Taylor Heinicke	3	2	0.7	4	0
Terry McLaurin	1	1	1.0	1	0
<b>TOTAL</b>	<b>40</b>	<b>153</b>	<b>3.8</b>	<b>18</b>	<b>1</b>

RECEIVING	NO	YDS	AVG	LG	TD
Logan Thomas	5	65	13.0	19	0
Terry McLaurin	4	55	13.8	19	0
Antonio Gibson	3	31	10.3	18	0
Cam Sims	1	17	17.0	17	0
Jahan Dotson	1	13	13.0	13	0
Curtis Samuel	1	10	10.0	10	0
<b>TOTAL</b>	<b>15</b>	<b>191</b>	<b>12.7</b>	<b>19</b>	<b>0</b>

TOP DEFENSE	TOT	SOLO	AST	SCK	YDS	INT
Kamren Curl	7	4	3	0.0	0.0	0
Bobby McCain	6	5	1	0.0	0.0	0
Jamin Davis	5	2	3	0.0	0.0	0

FIELD GOALS	FGM/FGA	PERCENT	RESULTS
Joey Slye	3-3	100.0	25G, 24G, 44G
<b>TOTAL</b>	<b>3-3</b>	<b>100.0</b>	

### HOUSTON TEXANS

PASSING	ATT	CP	YDS	SK/YD	TD	LG	INT	RTG
Davis Mills	33	19	169	5/42	0	41	2	46.1
<b>TOTAL</b>	<b>33</b>	<b>19</b>	<b>169</b>	<b>5/42</b>	<b>0</b>	<b>41</b>	<b>2</b>	<b>46.1</b>

RUSHING	ATT	YDS	AVG	LG	TD
Davis Mills	5	10	2.0	4t	1
Dameon Pierce	10	8	0.8	3	0
Chris Moore	1	3	3.0	3	0
<b>TOTAL</b>	<b>16</b>	<b>21</b>	<b>1.3</b>	<b>4T</b>	<b>1</b>

RECEIVING	NO	YDS	AVG	LG	TD
Nico Collins	5	48	9.6	22	0
Chris Moore	5	20	4.0	11	0
Brandin Cooks	3	70	23.3	41	0
Dameon Pierce	2	9	4.5	7	0
Jordan Akins	2	8	4.0	8	0
O.J. Howard	1	9	9.0	9	0
Dare Ogunbowale	1	5	5.0	5	0
<b>TOTAL</b>	<b>19</b>	<b>169</b>	<b>8.9</b>	<b>41</b>	<b>0</b>

TOP DEFENSE	TOT	SOLO	AST	SCK	YDS	INT
Desmond King II	10	6	4	0.0	0.0	0
Jonathan Owens	10	4	6	0.0	0.0	0
Christian Kirksey	7	6	1	0.0	0.0	0

FIELD GOALS	FGM/FGA	PERCENT	RESULTS
Ka'imi Fairbairn	1-1	100.0	29G
<b>TOTAL</b>	<b>1-1</b>	<b>100.0</b>	

### Team Statistics

	Commanders	Texans
First Downs	20	11
3rd-Down Eff. (Made/Att/Pct)	3/13/23%	2/13/15%
4th-Down Eff. (Made/Att/Pct)	2/2/100%	4/4/100%
Total Net Yards	344	148
Total Plays	67	54
Yards Per Play	5.1	2.7
Rushes/Net Yards	40/153	16/21
Net Passing	191	127
Pass Attempts/Completions	27/15	33/19
Had Intercepted	0	2
Sacked/Yards Lost	0/0	5/42
Punts/Average	5/44.2	6/47.7
Penalties/Yards	5/36	2/15
Fumbles/Lost	1/0	0/0
Possession Time	34:56	25:04

# 2022 GAME SUMMARIES



15

## WEEK 12

Houston Texans 15, Miami Dolphins 30  
66,205 🦋 Hard Rock Stadium 🦋 Nov 27, 2022



30

Houston Texans	0	0	6	9	—	15
Miami Dolphins	10	20	0	0	—	30

### SCORING DRIVES

TEAM	QTR	TIME	SCORING PLAY	HOU	MIA
Dolphins	1	10:21	J.Sanders 45 yd. Field Goal (9-39, 3:01)	0	3
Dolphins	1	02:57	D.Smythe 4 yd. pass from T.Tagovailoa (J.Sanders kick) (8-59, 4:44)	0	10
Dolphins	2	12:22	J.Wilson 3 yd. run (J.Sanders kick) (1-3, 0:05)	0	17
Dolphins	2	06:22	J.Sanders 23 yd. Field Goal (10-72, 4:32)	0	20
Dolphins	2	04:59	X.Howard 16 yd. fumble return (J.Sanders kick)	0	27
Dolphins	2	00:00	J.Sanders 35 yd. Field Goal (11-71, 1:52)	0	30
Texans	3	03:18	D.Ogunbowale 3 yd. run (run failed) (6-64, 3:10)	6	30
Texans	4	12:46	J.Akins 25 yd. pass from K.Allen (pass failed) (6-50, 2:25)	12	30
Texans	4	09:00	K.Fairbairn 28 yd. Field Goal (8-57, 2:47)	15	30

### HOUSTON TEXANS

PASSING	ATT	CP	YDS	SK/YD	TD	LG	INT	RTG
Kyle Allen	39	26	215	5/41	1	39	2	67.8
<b>TOTAL</b>	<b>39</b>	<b>26</b>	<b>215</b>	<b>5/41</b>	<b>1</b>	<b>39</b>	<b>2</b>	<b>67.8</b>

RUSHING	ATT	YDS	AVG	LG	TD
Dare Ogunbowale	4	14	3.5	9	1
Kyle Allen	4	12	3.0	5	0
Dameon Pierce	5	8	1.6	4	0
Brandin Cooks	1	2	2.0	2	0
<b>TOTAL</b>	<b>14</b>	<b>36</b>	<b>2.6</b>	<b>9</b>	<b>1</b>

RECEIVING	NO	YDS	AVG	LG	TD
Nico Collins	6	44	7.3	12	0
Jordan Akins	5	61	12.2	25t	1
Brandin Cooks	5	59	11.8	39	0
Dameon Pierce	3	8	2.7	9	0
Teagan Quitoriano	2	20	10.0	13	0
Chris Moore	2	7	3.5	4	0
Dare Ogunbowale	1	6	6.0	6	0
Rex Burkhead	1	5	5.0	5	0
Phillip Dorsett	1	5	5.0	5	0
<b>TOTAL</b>	<b>26</b>	<b>215</b>	<b>8.3</b>	<b>39</b>	<b>1</b>

TOP DEFENSE	TOT	SOLO	AST	SCK	YDS	INT
Jalen Pitre	7	7	0	0.0	0.0	0
Christian Kirksey	7	5	2	1.0	8.0	0
Desmond King II	6	4	2	0.0	0.0	0

FIELD GOALS	FGM/FGA	PERCENT	RESULTS
Ka'imi Fairbairn	1-1	100.0	28G
<b>TOTAL</b>	<b>1-1</b>	<b>100.0</b>	

### MIAMI DOLPHINS

PASSING	ATT	CP	YDS	SK/YD	TD	LG	INT	RTG
Tua Tagovailoa	36	22	299	4/26	1	34	0	96.9
Skylar Thompson	5	1	6	1/6	0	6	0	39.6
<b>TOTAL</b>	<b>41</b>	<b>23</b>	<b>305</b>	<b>5/32</b>	<b>1</b>	<b>34</b>	<b>0</b>	<b>88.0</b>

RUSHING	ATT	YDS	AVG	LG	TD
Jeff Wilson Jr.	13	39	3.0	9	1
Myles Gaskin	6	17	2.8	10	0
Skylar Thompson	6	5	0.8	3	0
Tyreek Hill	1	5	5.0	5	0
<b>TOTAL</b>	<b>26</b>	<b>66</b>	<b>2.5</b>	<b>10</b>	<b>1</b>

RECEIVING	NO	YDS	AVG	LG	TD
Tyreek Hill	6	85	14.2	29	0
Jaylen Waddle	5	85	17.0	34	0
River Cracraft	4	55	13.8	22	0
Trent Sherfield	2	33	16.5	24	0
Cedrick Wilson Jr.	2	26	13.0	20	0
Jeff Wilson Jr.	1	13	13.0	13	0
Myles Gaskin	1	4	4.0	4	0
Durham Smythe	1	4	4.0	4t	1
Alec Ingold	1	0	0.0	0	0
<b>TOTAL</b>	<b>23</b>	<b>305</b>	<b>13.3</b>	<b>34</b>	<b>1</b>

TOP DEFENSE	TOT	SOLO	AST	SCK	YDS	INT
Elandon Roberts	8	7	1	1.0	8.0	0
Jaelan Phillips	7	6	1	1.0	4.0	0
Zach Sieler	5	3	2	0.0	0.0	0

FIELD GOALS	FGM/FGA	PERCENT	RESULTS
Jason Sanders	3-3	100.0	45G, 23G, 35G
<b>TOTAL</b>	<b>3-3</b>	<b>100.0</b>	

### Team Statistics

	Texans	Dolphins
First Downs	14	25
3rd-Down Eff. (Made/Att/Pct)	2/13/15%	4/15/27%
4th-Down Eff. (Made/Att/Pct)	1/1/100%	1/1/100%
Total Net Yards	210	339
Total Plays	58	72
Yards Per Play	3.6	4.7
Rushes/Net Yards	14/36	26/66
Net Passing	174	273
Pass Attempts/Completions	39/26	41/23
Had Intercepted	2	0
Sacked/Yards Lost	5/41	5/32
Punts/Average	7/50.0	6/49.3
Penalties/Yards	5/45	4/35
Fumbles/Lost	3/1	1/1
Possession Time	27:33	32:27



# 2022 GAME SUMMARIES



27

## WEEK 13

Cleveland Browns 27, Houston Texans 14  
66,523 NRG Stadium Dec 4, 2022



14

Cleveland Browns	0	7	7	13	—	27
Houston Texans	3	2	3	6	—	14

### SCORING DRIVES

TEAM	QTR	TIME	SCORING PLAY	CLE	HOU
Texans	1	08:02	K.Fairbairn 44 yd. Field Goal (8-13, 3:51)	0	3
Texans	2	11:53	N.Chubb tackled in end zone by R.Lopez for a Safety	0	5
Browns	2	03:41	D.Peoples-Jones 76 yd. punt return (C.York kick)	7	5
Browns	3	10:10	D.Ward 4 yd. fumble return (C.York kick)	14	5
Texans	3	05:08	K.Fairbairn 35 yd. Field Goal (7-59, 5:02)	14	8
Browns	4	09:36	C.York 43 yd. Field Goal (11-42, 5:58)	17	8
Browns	4	09:30	T.Fields 16 yd. interception return (C.York kick)	24	8
Browns	4	04:03	C.York 42 yd. Field Goal (4-8, 1:26)	27	8
Texans	4	01:57	N.Collins 6 yd. pass from K.Allen (pass failed) (7-75, 2:06)	27	14

### CLEVELAND BROWNS

PASSING	ATT	CP	YDS	SK/YD	TD	LG	INT	RTG
Deshaun Watson	22	12	131	1/1	0	27	1	53.4
<b>TOTAL</b>	<b>22</b>	<b>12</b>	<b>131</b>	<b>1/1</b>	<b>0</b>	<b>27</b>	<b>1</b>	<b>53.4</b>

RUSHING	ATT	YDS	AVG	LG	TD
Nick Chubb	17	80	4.7	21	0
Kareem Hunt	9	56	6.2	15	0
Deshaun Watson	7	21	3.0	11	0
Harrison Bryant	1	8	8.0	8	0
Anthony Schwartz	1	6	6.0	6	0
Jerome Ford	3	3	1.0	4	0
<b>TOTAL</b>	<b>38</b>	<b>174</b>	<b>4.6</b>	<b>21</b>	<b>0</b>

RECEIVING	NO	YDS	AVG	LG	TD
Amari Cooper	4	40	10.0	13	0
Donovan Peoples-Jones	3	44	14.7	27	0
Kareem Hunt	2	18	9.0	11	0
Anthony Schwartz	1	12	12.0	12	0
Pharaoh Brown	1	11	11.0	11	0
Harrison Bryant	1	6	6.0	6	0
<b>TOTAL</b>	<b>12</b>	<b>131</b>	<b>10.9</b>	<b>27</b>	<b>0</b>

TOP DEFENSE	TOT	SOLO	AST	SCK	YDS	INT
Sione Takitaki	9	1	8	0.0	0.0	0
Denzel Ward	6	3	3	0.0	0.0	0
Perrion Winfrey	6	2	4	0.0	0.0	0

FIELD GOALS	FGM/FGA	PERCENT	RESULTS
Cade York	2-2	100.0	43G, 42G
<b>TOTAL</b>	<b>2-2</b>	<b>100.0</b>	

### HOUSTON TEXANS

PASSING	ATT	CP	YDS	SK/YD	TD	LG	INT	RTG
Kyle Allen	39	20	201	0/0	1	39	2	53.5
<b>TOTAL</b>	<b>39</b>	<b>20</b>	<b>201</b>	<b>0/0</b>	<b>1</b>	<b>39</b>	<b>2</b>	<b>53.5</b>

RUSHING	ATT	YDS	AVG	LG	TD
Dameon Pierce	18	73	4.1	11	0
Dare Ogunbowale	2	8	4.0	6	0
Kyle Allen	2	1	0.5	1	0
<b>TOTAL</b>	<b>22</b>	<b>82</b>	<b>3.7</b>	<b>11</b>	<b>0</b>

RECEIVING	NO	YDS	AVG	LG	TD
Brevin Jordan	4	46	11.5	20	0
Chris Moore	3	46	15.3	39	0
Nico Collins	3	35	11.7	16	1
Dameon Pierce	3	22	7.3	14	0
Jordan Akins	3	21	7.0	11	0
Phillip Dorsett	2	18	9.0	11	0
Dare Ogunbowale	2	13	6.5	7	0
<b>TOTAL</b>	<b>20</b>	<b>201</b>	<b>10.1</b>	<b>39</b>	<b>1</b>

TOP DEFENSE	TOT	SOLO	AST	SCK	YDS	INT
Jalen Pitre	16	9	7	0.0	0.0	1
Christian Kirksey	7	5	2	0.0	0.0	0
Christian Harris	6	2	4	0.0	0.0	0

FIELD GOALS	FGM/FGA	PERCENT	RESULTS
Ka'imi Fairbairn	2-2	100.0	44G, 35G
<b>TOTAL</b>	<b>2-2</b>	<b>100.0</b>	

### Team Statistics

	Browns	Texans
First Downs	14	16
3rd-Down Eff. (Made/Att/Pct)	4/13/31%	1/12/8%
4th-Down Eff. (Made/Att/Pct)	0/0/0%	1/2/50%
Total Net Yards	304	283
Total Plays	61	61
Yards Per Play	5.0	4.6
Rushes/Net Yards	38/174	22/82
Net Passing	130	201
Pass Attempts/Completions	22/12	39/20
Had Intercepted	1	2
Sacked/Yards Lost	1/1	0/0
Punts/Average	6/51.8	7/50.6
Penalties/Yards	6/56	5/31
Fumbles/Lost	2/1	3/2
Possession Time	32:16	27:44

# 2022 GAME SUMMARIES



## WEEK 14

Houston Texans 23, Dallas Cowboys 27  
93,843 AT&T Stadium Dec 11, 2022



Houston Texans	10	10	3	0	—	23
Dallas Cowboys	7	10	0	10	—	27

### SCORING DRIVES

TEAM	QTR	TIME	SCORING PLAY	HOU	DAL
Cowboys	1	11:20	T.Pollard 11 yd. run (B.Maher kick) (9-76, 3:40)	0	7
Texans	1	05:33	D.Pierce 1 yd. run (K.Fairbairn kick) (6-24, 3:28)	7	7
Texans	1	00:18	K.Fairbairn 43 yd. Field Goal (6-47, 3:09)	10	7
Cowboys	2	12:28	T.Pollard 10 yd. pass from D.Prescott (B.Maher kick) (7-75, 2:50)	10	14
Texans	2	02:23	A.Rodgers 28 yd. pass from J.Driskel (K.Fairbairn kick) (2-27, 0:49)	17	14
Cowboys	2	00:40	B.Maher 33 yd. Field Goal (11-60, 1:43)	17	17
Texans	2	00:00	K.Fairbairn 50 yd. Field Goal (5-43, 0:40)	20	17
Texans	3	03:03	K.Fairbairn 54 yd. Field Goal (10-63, 5:16)	23	17
Cowboys	4	14:50	B.Maher 53 yd. Field Goal (9-40, 3:13)	23	20
Cowboys	4	00:41	E.Elliott 2 yd. run (B.Maher kick) (11-98, 2:39)	23	27

### HOUSTON TEXANS

PASSING	ATT	CP	YDS	SK/YD	TD	LG	INT	RTG
Davis Mills	21	16	175	0/0	0	36	1	80.5
Jeff Driskel	6	4	38	0/0	1	28t	0	123.6
<b>TOTAL</b>	<b>27</b>	<b>20</b>	<b>213</b>	<b>0/0</b>	<b>1</b>	<b>36</b>	<b>1</b>	<b>93.6</b>

RUSHING	ATT	YDS	AVG	LG	TD
Dameon Pierce	22	78	3.5	24	1
Jeff Driskel	7	36	5.1	10	0
Amari Rodgers	1	3	3.0	3	0
Davis Mills	1	2	2.0	2	0
Eno Benjamin	3	1	0.3	4	0
Rex Burkhead	2	-3	-1.5	-1	0
Dare Ogunbowale	1	-3	-3.0	-3	0
<b>TOTAL</b>	<b>37</b>	<b>114</b>	<b>3.1</b>	<b>24</b>	<b>1</b>

RECEIVING	NO	YDS	AVG	LG	TD
Chris Moore	10	124	12.4	36	0
Amari Rodgers	4	57	14.3	28t	1
Phillip Dorsett	2	18	9.0	9	0
Dare Ogunbowale	2	4	2.0	4	0
Jordan Akins	1	5	5.0	5	0
Rex Burkhead	1	5	5.0	5	0
<b>TOTAL</b>	<b>20</b>	<b>213</b>	<b>10.7</b>	<b>36</b>	<b>1</b>

TOP DEFENSE	TOT	SOLO	AST	SCK	YDS	INT
Jalen Pitre	12	9	3	0.0	0.0	0
Christian Kirksey	10	5	5	0.0	0.0	0
Desmond King II	7	3	4	0.0	0.0	0

FIELD GOALS	FGM/FGA	PERCENT	RESULTS
Ka'imi Fairbairn	3-3	100.0	43G, 50G, 54G
<b>TOTAL</b>	<b>3-3</b>	<b>100.0</b>	

### DALLAS COWBOYS

PASSING	ATT	CP	YDS	SK/YD	TD	LG	INT	RTG
Dak Prescott	39	24	284	1/7	1	51	2	70.9
<b>TOTAL</b>	<b>39</b>	<b>24</b>	<b>284</b>	<b>1/7</b>	<b>1</b>	<b>51</b>	<b>2</b>	<b>70.9</b>

RUSHING	ATT	YDS	AVG	LG	TD
Ezekiel Elliott	15	62	4.1	25	1
Tony Pollard	10	42	4.2	18	1
Dak Prescott	6	23	3.8	9	0
<b>TOTAL</b>	<b>31</b>	<b>127</b>	<b>4.1</b>	<b>25</b>	<b>2</b>

RECEIVING	NO	YDS	AVG	LG	TD
Dalton Schultz	6	87	14.5	22	0
CeeDee Lamb	5	33	6.6	13	0
Noah Brown	4	85	21.3	51	0
Tony Pollard	4	20	5.0	10t	1
Ezekiel Elliott	3	19	6.3	8	0
Michael Gallup	2	40	20.0	24	0
<b>TOTAL</b>	<b>24</b>	<b>284</b>	<b>11.8</b>	<b>51</b>	<b>1</b>

TOP DEFENSE	TOT	SOLO	AST	SCK	YDS	INT
Leighton Vander Esch	14	12	2	0.0	0.0	0
DaRon Bland	6	4	2	0.0	0.0	0
Trevon Diggs	5	5	0	0.0	0.0	0

FIELD GOALS	FGM/FGA	PERCENT	RESULTS
Brett Maher	2-2	100.0	33G, 53G
<b>TOTAL</b>	<b>2-2</b>	<b>100.0</b>	

### Team Statistics

	Texans	Cowboys
First Downs	16	21
3rd-Down Eff. (Made/Att/Pct)	7/15/47%	8/15/53%
4th-Down Eff. (Made/Att/Pct)	0/2/0%	1/2/50%
Total Net Yards	327	404
Total Plays	64	71
Yards Per Play	5.1	5.7
Rushes/Net Yards	37/114	31/127
Net Passing	213	277
Pass Attempts/Completions	27/20	39/24
Had Intercepted	1	2
Sacked/Yards Lost	0/0	1/7
Punts/Average	4/49.3	3/52.3
Penalties/Yards	4/25	3/10
Fumbles/Lost	1/1	2/1
Possession Time	33:14	26:46

# 2022 GAME SUMMARIES



## WEEK 15

Kansas City Chiefs 30, Houston Texans 24 (OT)  
70,541 NRG Stadium Dec 18, 2022



Kansas City Chiefs	0	13	3	8	6	—	30
Houston Texans	7	7	7	3	0	—	24

### SCORING DRIVES

TEAM	QTR	TIME	SCORING PLAY	KC	HOU
Texans	1	01:01	T.Quitoriano 8 yd. pass from D.Mills (K.Fairbairn kick) (11-80, 5:42) (1-26, 0:06) (1-26, 0:06)	0	7
Chiefs	2	12:27	J.McKinnon 20 yd. pass from P.Mahomes (H.Butker kick) (7-75, 3:34)	7	7
Texans	2	09:19	D.Mills 17 yd. run (K.Fairbairn kick) (2-17, 0:12)	7	14
Chiefs	2	00:14	M.Valdes-Scantling 4 yd. pass from P.Mahomes (kick failed, wl) (13-97, 3:52)	13	14
Chiefs	3	09:05	H.Butker 27 yd. Field Goal (10-67, 5:55)	16	14
Texans	3	01:25	J.Akins 12 yd. pass from D.Mills (K.Fairbairn kick) (7-49, 4:18)	16	21
Chiefs	4	11:57	P.Mahomes 5 yd. run (P.Mahomes-J.McKinnon pass) (9-84, 4:28)	24	21
Texans	4	05:11	K.Fairbairn 29 yd. Field Goal (15-65, 6:46)	24	24
Chiefs	OT	05:13	J.McKinnon 26 yd. run	30	24

### KANSAS CITY CHIEFS

PASSING	ATT	CP	YDS	SK/YD	TD	LG	INT	RTG
Patrick Mahomes	41	36	336	2/23	2	21	0	117.1
<b>TOTAL</b>	<b>41</b>	<b>36</b>	<b>336</b>	<b>2/23</b>	<b>2</b>	<b>21</b>	<b>0</b>	<b>117.1</b>

RUSHING	ATT	YDS	AVG	LG	TD
Isiah Pacheco	15	86	5.7	18	0
Jerick McKinnon	10	52	5.2	26t	1
Patrick Mahomes	5	33	6.6	14	1
Skyy Moore	2	12	6.0	9	0
Ronald Jones II	1	6	6.0	6	0
<b>TOTAL</b>	<b>33</b>	<b>189</b>	<b>5.7</b>	<b>26T</b>	<b>2</b>

RECEIVING	NO	YDS	AVG	LG	TD
Travis Kelce	10	105	10.5	18	0
JuJu Smith-Schuster	10	88	8.8	19	0
Jerick McKinnon	8	70	8.8	21	1
Noah Gray	3	31	10.3	13	0
Marquez Valdes-Scantling	3	26	8.7	15	1
Isiah Pacheco	1	11	11.0	11	0
Kadarius Toney	1	5	5.0	5	0
<b>TOTAL</b>	<b>36</b>	<b>336</b>	<b>9.3</b>	<b>21</b>	<b>2</b>

TOP DEFENSE	TOT	SOLO	AST	SCK	YDS	INT
Nick Bolton	7	4	3	0.0	0.0	0
Justin Reid	6	6	0	0.0	0.0	0
L'Jarius Sneed	6	5	1	0.0	0.0	0

FIELD GOALS	FGM/FGA	PERCENT	RESULTS
Harrison Butker	1-2	50.0	27G, 51WR
<b>TOTAL</b>	<b>1-2</b>	<b>50.0</b>	

### HOUSTON TEXANS

PASSING	ATT	CP	YDS	SK/YD	TD	LG	INT	RTG
Davis Mills	24	12	121	0/0	2	34	0	92.5
Jeff Driskel	4	2	8	1/4	0	11	0	56.2
Phillip Dorsett	1	0	0	0/0	0	0	0	39.6
<b>TOTAL</b>	<b>29</b>	<b>14</b>	<b>129</b>	<b>1/4</b>	<b>2</b>	<b>34</b>	<b>0</b>	<b>83.8</b>

RUSHING	ATT	YDS	AVG	LG	TD
Royce Freeman	11	51	4.6	11	0
Davis Mills	5	21	4.2	17t	1
Dare Ogunbowale	8	14	1.8	3	0
Jeff Driskel	4	8	2.0	9	0
<b>TOTAL</b>	<b>28</b>	<b>94</b>	<b>3.4</b>	<b>17T</b>	<b>1</b>

RECEIVING	NO	YDS	AVG	LG	TD
Chris Moore	4	42	10.5	34	0
Jordan Akins	3	22	7.3	12t	1
Amari Rodgers	2	26	13.0	15	0
Rex Burkhead	2	17	8.5	17	0
Brevin Jordan	1	9	9.0	9	0
Teagan Quitoriano	1	8	8.0	8t	1
Royce Freeman	1	5	5.0	5	0
<b>TOTAL</b>	<b>14</b>	<b>129</b>	<b>9.2</b>	<b>34</b>	<b>2</b>

TOP DEFENSE	TOT	SOLO	AST	SCK	YDS	INT
Jalen Pitre	13	8	5	0.0	0.0	0
Christian Harris	13	7	6	0.0	0.0	0
Christian Kirksey	11	9	2	1.0	11.0	0

FIELD GOALS	FGM/FGA	PERCENT	RESULTS
Ka'imi Fairbairn	1-1	100.0	29G
<b>TOTAL</b>	<b>1-1</b>	<b>100.0</b>	

### Team Statistics

	Chiefs	Texans
First Downs	33	18
3rd-Down Eff. (Made/Att/Pct)	6/12/50%	4/10/40%
4th-Down Eff. (Made/Att/Pct)	0/0/0%	0/0/0%
Total Net Yards	502	219
Total Plays	76	58
Yards Per Play	6.6	3.8
Rushes/Net Yards	33/189	28/94
Net Passing	313	125
Pass Attempts/Completions	41/36	29/14
Had Intercepted	0	0
Sacked/Yards Lost	2/23	1/4
Punts/Average	4/48.3	5/46.8
Penalties/Yards	10/102	4/33
Fumbles/Lost	3/2	1/1
Possession Time	37:22	27:25

# 2022 GAME SUMMARIES



19

## WEEK 16

Houston Texans 19, Tennessee Titans 14  
66,634 🏈 Nissan Stadium 🏈 Dec 24, 2022



14

Houston Texans	7	3	0	9	—	19
Tennessee Titans	7	0	7	0	—	14

### SCORING DRIVES

TEAM	QTR	TIME	SCORING PLAY	HOU	TEN
Titans	1	08:48	D.Henry 48 yd. run (R.Bullock kick) (5-60, 3:09)	0	7
Texans	1	02:34	R.Burkhead fumble recovery in end zone (K.Fairbairn kick) (11-75, 6:14)	7	7
Texans	2	06:50	K.Fairbairn 25 yd. Field Goal (13-52, 8:10)	10	7
Titans	3	08:51	M.Willis 14 yd. run (R.Bullock kick) (6-52, 3:34)	10	14
Texans	4	07:25	K.Fairbairn 22 yd. Field Goal (10-54, 6:19)	13	14
Texans	4	02:52	B.Cooks 6 yd. pass from D.Mills (pass failed) (5-73, 2:15)	19	14

### HOUSTON TEXANS

PASSING	ATT	CP	YDS	SK/YD	TD	LG	INT	RTG
Davis Mills	28	17	178	1/3	1	37	1	76.2
Jeff Driskel	4	3	40	0/0	0	15	0	106.2
<b>TOTAL</b>	<b>32</b>	<b>20</b>	<b>218</b>	<b>1/3</b>	<b>1</b>	<b>37</b>	<b>1</b>	<b>79.9</b>

RUSHING	ATT	YDS	AVG	LG	TD
Royce Freeman	16	32	2.0	5	0
Dare Ogunbowale	8	28	3.5	8	0
Davis Mills	4	8	2.0	5	0
Jeff Driskel	2	2	1.0	2	0
<b>TOTAL</b>	<b>30</b>	<b>70</b>	<b>2.3</b>	<b>8</b>	<b>0</b>

RECEIVING	NO	YDS	AVG	LG	TD
Brandin Cooks	4	34	8.5	16	1
Phillip Dorsett	3	45	15.0	20	0
Jordan Akins	3	39	13.0	30	0
Chris Moore	2	25	12.5	13	0
Brevin Jordan	2	21	10.5	15	0
Rex Burkhead	2	7	3.5	5	0
Amari Rodgers	1	37	37.0	37	0
Royce Freeman	1	6	6.0	6	0
Jeff Driskel	1	4	4.0	4	0
Troy Hairston	1	0	0.0	0	0
<b>TOTAL</b>	<b>20</b>	<b>218</b>	<b>10.9</b>	<b>37</b>	<b>1</b>

TOP DEFENSE	TOT	SOLO	AST	SCK	YDS	INT
Jalen Pitre	9	7	2	0.0	0.0	1
Christian Kirksey	6	6	0	0.0	0.0	0
Christian Harris	6	5	1	0.0	0.0	1

FIELD GOALS	FGM/FGA	PERCENT	RESULTS
Ka'imi Fairbairn	2-2	100.0	25G, 22G
<b>TOTAL</b>	<b>2-2</b>	<b>100.0</b>	

### TENNESSEE TITANS

PASSING	ATT	CP	YDS	SK/YD	TD	LG	INT	RTG
Malik Willis	23	14	99	4/11	0	15	2	34.5
<b>TOTAL</b>	<b>23</b>	<b>14</b>	<b>99</b>	<b>4/11</b>	<b>0</b>	<b>15</b>	<b>2</b>	<b>34.5</b>

RUSHING	ATT	YDS	AVG	LG	TD
Derrick Henry	23	126	5.5	48t	1
Malik Willis	7	43	6.1	14t	1
Treyton Burks	1	15	15.0	15	0
<b>TOTAL</b>	<b>31</b>	<b>184</b>	<b>5.9</b>	<b>48T</b>	<b>2</b>

RECEIVING	NO	YDS	AVG	LG	TD
Robert Woods	4	30	7.5	10	0
Nick Westbrook-Ikhine	2	23	11.5	14	0
Austin Hooper	2	20	10.0	15	0
Hassan Haskins	2	17	8.5	9	0
Derrick Henry	2	0	0.0	5	0
Chig Okonkwo	1	10	10.0	10	0
Geoff Swaim	1	-1	-1.0	-1	0
<b>TOTAL</b>	<b>14</b>	<b>99</b>	<b>7.1</b>	<b>15</b>	<b>0</b>

TOP DEFENSE	TOT	SOLO	AST	SCK	YDS	INT
Monty Rice	9	7	2	0.0	0.0	0
Kevin Byard	8	5	3	0.0	0.0	0
Denico Autry	7	5	2	1.0	3.0	0

FIELD GOALS	FGM/FGA	PERCENT	RESULTS
	No Field Goals		

### Team Statistics

	Texans	Titans
First Downs	15	16
3rd-Down Eff. (Made/Att/Pct)	5/14/36%	4/12/33%
4th-Down Eff. (Made/Att/Pct)	0/1/0%	1/2/50%
Total Net Yards	285	272
Total Plays	63	58
Yards Per Play	4.5	4.7
Rushes/Net Yards	30/70	31/184
Net Passing	215	88
Pass Attempts/Completions	32/20	23/14
Had Intercepted	1	2
Sacked/Yards Lost	1/3	4/11
Punts/Average	5/44.2	6/50.2
Penalties/Yards	4/35	5/30
Fumbles/Lost	2/0	2/1
Possession Time	33:03	26:57

# 2022 GAME SUMMARIES



## WEEK 17

Jacksonville Jaguars 31, Houston Texans 3  
64,581 NRG Stadium Jan 1, 2023



Jacksonville Jaguars	7	14	7	3	—	31
Houston Texans	0	0	3	0	—	3

### SCORING DRIVES

TEAM	QTR	TIME	SCORING PLAY	JAX	HOU
Jaguars	1	08:24	J.Hasty 5 yd. run (R.Patterson kick) (8-45, 3:06)	7	0
Jaguars	2	12:21	T.Etienne 62 yd. run (R.Patterson kick) (1-62, 0:09)	14	0
Jaguars	2	11:35	T.Campbell 12 yd. fumble return (R.Patterson kick)	21	0
Jaguars	3	09:28	S.Conner 3 yd. run (R.Patterson kick) (11-75, 5:32)	28	0
Texans	3	05:49	K.Fairbairn 56 yd. Field Goal (7-37, 3:39)	28	3
Jaguars	4	06:06	R.Patterson 53 yd. Field Goal (4-5, 2:09)	31	3

### JACKSONVILLE JAGUARS

PASSING	ATT	CP	YDS	SK/YD	TD	LG	INT	RTG
Trevor Lawrence	21	17	152	1/8	0	30	1	77.0
C.J. Beathard	8	5	29	1/5	0	11	1	29.7
<b>TOTAL</b>	<b>29</b>	<b>22</b>	<b>181</b>	<b>2/13</b>	<b>0</b>	<b>30</b>	<b>2</b>	<b>62.6</b>

RUSHING	ATT	YDS	AVG	LG	TD
Travis Etienne Jr.	9	108	12.0	62t	1
JaMychal Hasty	10	33	3.3	11	1
Snoop Conner	5	17	3.4	8	1
Evan Engram	1	13	13.0	13	0
Trevor Lawrence	2	4	2.0	4	0
Jamal Agnew	2	-6	-3.0	0	0
<b>TOTAL</b>	<b>29</b>	<b>169</b>	<b>5.8</b>	<b>62T</b>	<b>3</b>

RECEIVING	NO	YDS	AVG	LG	TD
Marvin Jones Jr.	6	61	10.2	17	0
JaMychal Hasty	6	23	3.8	11	0
Travis Etienne Jr.	3	32	10.7	30	0
Zay Jones	3	24	8.0	11	0
Christian Kirk	2	21	10.5	13	0
Evan Engram	1	16	16.0	16	0
Jamal Agnew	1	4	4.0	4	0
<b>TOTAL</b>	<b>22</b>	<b>181</b>	<b>8.2</b>	<b>30</b>	<b>0</b>

TOP DEFENSE	TOT	SOLO	AST	SCK	YDS	INT
Foyesade Oluokun	9	5	4	0.0	0.0	0
Gregory Junior	6	4	2	0.0	0.0	0
Josh Allen	6	3	3	1.0	9.0	0

FIELD GOALS	FGM/FGA	PERCENT	RESULTS
Riley Patterson	1-1	100.0	53G
<b>TOTAL</b>	<b>1-1</b>	<b>100.0</b>	

### HOUSTON TEXANS

PASSING	ATT	CP	YDS	SK/YD	TD	LG	INT	RTG
Davis Mills	40	22	202	1/9	0	29	0	69.0
Jeff Driskel	4	3	9	1/9	0	5	0	77.1
<b>TOTAL</b>	<b>44</b>	<b>25</b>	<b>211</b>	<b>2/18</b>	<b>0</b>	<b>29</b>	<b>0</b>	<b>69.4</b>

RUSHING	ATT	YDS	AVG	LG	TD
Davis Mills	4	33	8.3	13	0
Dare Ogunbowale	7	21	3.0	9	0
Royce Freeman	7	19	2.7	5	0
Jeff Driskel	2	7	3.5	7	0
Amari Rodgers	1	4	4.0	4	0
<b>TOTAL</b>	<b>21</b>	<b>84</b>	<b>4.0</b>	<b>13</b>	<b>0</b>

RECEIVING	NO	YDS	AVG	LG	TD
Brandin Cooks	4	39	9.8	17	0
Chris Moore	3	21	7.0	12	0
Royce Freeman	3	20	6.7	9	0
Phillip Dorsett	3	14	4.7	7	0
Rex Burkhead	3	10	3.3	5	0
Jordan Akins	2	38	19.0	29	0
Amari Rodgers	2	12	6.0	10	0
Dare Ogunbowale	2	4	2.0	2	0
O.J. Howard	1	26	26.0	26	0
Brevin Jordan	1	20	20.0	20	0
Troy Hairston	1	7	7.0	7	0
<b>TOTAL</b>	<b>25</b>	<b>211</b>	<b>8.4</b>	<b>29</b>	<b>0</b>

TOP DEFENSE	TOT	SOLO	AST	SCK	YDS	INT
Jalen Pitre	13	11	2	0.0	0.0	1
Desmond King II	8	6	2	0.0	0.0	1
Christian Kirksey	6	2	4	0.0	0.0	0

FIELD GOALS	FGM/FGA	PERCENT	RESULTS
Ka'imi Fairbairn	1-1	100.0	56G
<b>TOTAL</b>	<b>1-1</b>	<b>100.0</b>	

### Team Statistics

	Jaguars	Texans
First Downs	20	13
3rd-Down Eff. (Made/Att/Pct)	4/12/33%	6/17/35%
4th-Down Eff. (Made/Att/Pct)	0/0/0%	0/4/0%
Total Net Yards	337	277
Total Plays	60	67
Yards Per Play	5.6	4.1
Rushes/Net Yards	29/169	21/84
Net Passing	168	193
Pass Attempts/Completions	29/22	44/25
Had Intercepted	2	0
Sacked/Yards Lost	2/13	2/18
Punts/Average	5/43.4	6/45.7
Penalties/Yards	2/30	7/45
Fumbles/Lost	1/0	1/1
Possession Time	29:30	30:30

# 2022 GAME SUMMARIES



32

## WEEK 18

Houston Texans 32, Indianapolis Colts 31  
63,655 Lucas Oil Stadium Jan 8, 2023



31

Houston Texans	10	7	7	8	—	32
Indianapolis Colts	7	0	14	10	—	31

### SCORING DRIVES

TEAM	QTR	TIME	SCORING PLAY	HOU	IND
Texans	1	11:17	B.Cooks 11 yd. pass from D.Mills (K.Fairbairn kick) (7-75, 3:43)	7	0
Texans	1	09:40	K.Fairbairn 37 yd. Field Goal (4-1, 1:31)	10	0
Colts	1	03:56	M.Pittman 1 yd. pass from S.Ehlinger (C.McLaughlin kick) (11-75, 5:44)	10	7
Texans	2	10:30	J.Greenard 39 yd. interception return (K.Fairbairn kick)	17	7
Colts	3	06:40	Z.Moss 15 yd. run (C.McLaughlin kick) (5-49, 2:48)	17	14
Texans	3	03:51	J.Akins 19 yd. pass from D.Mills (K.Fairbairn kick) (5-75, 2:49)	24	14
Colts	3	00:52	R.McLeod 27 yd. interception return (C.McLaughlin kick)	24	21
Colts	4	10:30	M.Alie-Cox 4 yd. pass from S.Ehlinger (C.McLaughlin kick) (7-58, 4:30)	24	28
Colts	4	03:33	C.McLaughlin 54 yd. Field Goal (10-40, 5:24)	24	31
Texans	4	00:50	J.Akins 28 yd. pass from D.Mills (D.Mills-J.Akins pass) (14-83, 2:43)	32	31

### HOUSTON TEXANS

PASSING	ATT	CP	YDS	SK/YD	TD	LG	INT	RTG
Davis Mills	38	22	298	1/10	3	52	2	87.4
Jeff Driskel	2	2	13	0/0	0	10	0	93.8
<b>TOTAL</b>	<b>40</b>	<b>24</b>	<b>311</b>	<b>1/10</b>	<b>3</b>	<b>52</b>	<b>2</b>	<b>88.6</b>

RUSHING	ATT	YDS	AVG	LG	TD
Dare Ogunbowale	11	33	3.0	11	0
Royce Freeman	7	15	2.1	7	0
Jeff Driskel	3	7	2.3	7	0
Davis Mills	1	6	6.0	6	0
Chris Moore	1	-2	-2.0	-2	0
<b>TOTAL</b>	<b>23</b>	<b>59</b>	<b>2.6</b>	<b>11</b>	<b>0</b>

RECEIVING	NO	YDS	AVG	LG	TD
Brandin Cooks	5	106	21.2	33	1
Dare Ogunbowale	5	5	1.0	6	0
Jordan Akins	4	70	17.5	28t	2
Teagan Quitoriano	3	83	27.7	52	0
Amari Rodgers	3	22	7.3	14	0
Chris Moore	2	22	11.0	12	0
Royce Freeman	1	2	2.0	2	0
Rex Burkhead	1	1	1.0	1	0
<b>TOTAL</b>	<b>24</b>	<b>311</b>	<b>13.0</b>	<b>52</b>	<b>3</b>

TOP DEFENSE	TOT	SOLO	AST	SCK	YDS	INT
Christian Harris	10	7	3	1.0	7.0	0
Jalen Pitre	8	7	1	0.0	0.0	0
Jonathan Owens	8	4	4	0.0	0.0	0

FIELD GOALS	FGM/FGA	PERCENT	RESULTS
Ka'imi Fairbairn	1-1	100.0	37G
<b>TOTAL</b>	<b>1-1</b>	<b>100.0</b>	

### INDIANAPOLIS COLTS

PASSING	ATT	CP	YDS	SK/YD	TD	LG	INT	RTG
Sam Ehlinger	35	23	209	2/7	2	39	2	77.0
<b>TOTAL</b>	<b>35</b>	<b>23</b>	<b>209</b>	<b>2/7</b>	<b>2</b>	<b>39</b>	<b>2</b>	<b>77.0</b>

RUSHING	ATT	YDS	AVG	LG	TD
Zack Moss	18	114	6.3	34	1
Deon Jackson	8	35	4.4	13	0
Parris Campbell	1	26	26.0	26	0
Sam Ehlinger	5	21	4.2	8	0
Michael Pittman Jr.	1	0	0.0	0	0
<b>TOTAL</b>	<b>33</b>	<b>196</b>	<b>5.9</b>	<b>34</b>	<b>1</b>

RECEIVING	NO	YDS	AVG	LG	TD
Deon Jackson	6	75	12.5	27	0
Parris Campbell	6	42	7.0	39	0
Alec Pierce	3	42	14.0	18	0
Michael Pittman Jr.	3	30	10.0	23	1
Zack Moss	3	7	2.3	4	0
Jelani Woods	1	9	9.0	9	0
Mo Alie-Cox	1	4	4.0	4t	1
<b>TOTAL</b>	<b>23</b>	<b>209</b>	<b>9.1</b>	<b>39</b>	<b>2</b>

TOP DEFENSE	TOT	SOLO	AST	SCK	YDS	INT
Julian Blackmon	8	6	2	0.0	0.0	0
Rodney McLeod Jr.	8	4	4	0.0	0.0	1
E.J. Speed	8	4	4	0.0	0.0	0

FIELD GOALS	FGM/FGA	PERCENT	RESULTS
Chase McLaughlin	1-1	100.0	54G
<b>TOTAL</b>	<b>1-1</b>	<b>100.0</b>	

### Team Statistics

	Texans	Colts
First Downs	18	25
3rd-Down Eff. (Made/Att/Pct)	5/14/36%	4/13/31%
4th-Down Eff. (Made/Att/Pct)	2/2/100%	2/3/67%
Total Net Yards	360	398
Total Plays	64	70
Yards Per Play	5.6	5.7
Rushes/Net Yards	23/59	33/196
Net Passing	301	202
Pass Attempts/Completions	40/24	35/23
Had Intercepted	2	2
Sacked/Yards Lost	1/10	2/7
Punts/Average	4/42.5	2/58.5
Penalties/Yards	7/41	2/10
Fumbles/Lost	2/1	4/1
Possession Time	26:07	33:53



MAKE EVERY DAY

# GAME DAY



**PLAY FOR  
A SHOT AT  
\$100K**

**OR ENTER FOR  
A CHANCE TO WIN**  
**SEASON TICKETS**  
**AWAY GAME TRIPS**  
**LUXURY SUITE  
EXPERIENCES**

— TEXAS LOTTERY® —



HOUSTON  
**TEXANS**

**TEXANS HISTORY**





ROBERT C.  
**McNAIR**  
★ 1937 - 2018 ★



**Robert C. McNair** (Jan. 1, 1937 – Nov. 23, 2018), a leading businessman, sportsman and philanthropist in Houston, Texas for more than 50 years, was the founder, senior chairman and chief executive officer of the Houston Texans.

McNair was perhaps best known in the business community as the founder of Cogen Technologies, which became the largest privately owned cogeneration company in the world with an aggregate capacity of 1,400 megawatts. In 1999, he sold the company while retaining ownership of power plants in New York and West Virginia, until 2017 and 2018 respectively.

McNair served as senior chairman of McNair Interests, headquartered in Houston, Texas, where he oversaw an investment portfolio. McNair owned Palmetto Partners, Ltd. and RCM Financial Services, L.P., private investment entities that managed the McNairs' private and public equity investments. He was inducted into the Texas Business Hall of Fame and the Houston Hall of Fame in 1997 and 2010, respectively. In 2018, the South Carolina Business Hall of Fame honored McNair as a 2019 Laureate for his work as a champion of free enterprise and a role model in business to youth.

Committed to bringing an NFL team to Houston, McNair formed Houston NFL Holdings in 1998. On October 5, 1999, the NFL awarded him the 32nd NFL franchise, returning professional football to the City of Houston in 2002. McNair's influence and leadership also brought two Super Bowls to Houston's NRG Stadium: Super Bowl XXXVIII in 2004 and Super Bowl LI in 2017.

McNair was born in Tampa, Fla. He and his wife, Janice Suber McNair, were residents of Houston since 1960. McNair graduated from the University of South Carolina in Columbia, S.C. in 1958 with a Bachelor of Science degree. In 1999, Mr. McNair received an Honorary Doctor of Humane Letters degree from the University of South Carolina. In 2010, he received an Honorary Doctor of Humanities in Medicine from Baylor College of Medicine. McNair is survived by his wife, Janice, four children, sixteen grandchildren and 13 great grandchildren. He was preceded in death by his parents, Ruth Adair McNair and Ruse Foster McNair, and two brothers Ruse Foster McNair Jr. and John McNair.

## PHILANTHROPIC IMPACT

McNair chaired The Robert and Janice McNair Foundation, the Houston Texans Foundation headquartered in Houston, Texas, and The Robert and Janice McNair Educational Foundation where he grew up in Forest City, N.C. For over 25 years, the McNairs and their foundations gave generously to a wide array of charitable, scientific, literary, educational and religious organizations including Baylor College of Medicine's MD/PhD Program, scholarship initiatives at the University of South Carolina, Rice University, Columbia College, Newberry College, Austin College, Virginia Tech and Houston Community College.

The McNairs' passion for education included the Houston Independent School District's Fine Arts Program, Project GRAD Houston, Teach For America, the Neuhaus Education Center and the Houston-area charter schools initiative. At the James A. Baker III Institute for Public Policy at Rice University, they endowed the Robert and Janice McNair Public Policy Chair; a position held by the Institute's founding director, Ambassador Edward P. Djerejian. The McNairs' love for their community is evident throughout the City of Houston and includes the Houston Zoo's McNair Asian Elephant Habitat, the jogging trail at Discovery Green, the San Jacinto Girl Scouts Equestrian Center, the McNair Cub Scout Adventure World, the United Way Computer Training Center, and the McNair Hall and McNair Plaza at Houston Baptist University. They sponsored community outreach programs for the Houston Symphony, Houston Grand Opera, Houston Museum of Fine Arts and Young Audiences of Houston. In addition, McNair was a founding member of the Cotswold Project, a revitalization project in downtown Houston.

In 2007, the McNairs turned their primary philanthropic focus to medical research. They established the McNair Medical Institute and provided a transformational gift to Baylor College of Medicine in Houston. The McNair Scholars Program soon followed to recruit and deploy world-class physicians and research scientists in the fields of Type 1 diabetes, cancer and neurosciences. In addition to Baylor College of Medicine, McNair Scholars are located across Houston's acclaimed Texas Medical Center including MD Anderson, The Menninger Clinic, Texas Children's Hospital and the Texas Heart Institute.

In 2013 and 2014, the McNairs provided major gifts to Houston's AD Players Theater, Houston's United Way 2-1-1 Capital Campaign, the Star of Hope Family Place, Houston Parks Bayou Greenways 2020 and the Houston Zoo's Phase II African Forest campaign. Honoring the fruits of American entrepreneurship, in 2015 the McNairs began establishing McNair Centers for Entrepreneurism and Free Enterprise at the James A. Baker III Institute for Public Policy at Rice University, the University of St. Thomas Houston, the University of South Carolina, Columbia College in Columbia, South Carolina and Northwood University in Midland, Michigan. In 2016, they added a McNair Center at Houston Baptist University. When Hurricane



## AWARDS AND RECOGNITION

Janice and Bob McNair's philanthropic leadership, humanitarian efforts and impact in the community were recognized far and wide with numerous awards and honors. In 2003, the Association of Fundraising Professionals honored their namesake foundation, The Robert and Janice McNair Foundation, with their 2003 Outstanding Philanthropic Foundation Award. In November 2004, the Houston Independent School District followed with their Hall of Fame Award, and in 2008, Young Audiences of Houston bestowed their Houston Community Arts Partner Leadership Award. In 2012, the Neuhaus Education Center applauded the Foundation for 15 years of loyal support, and in May it was recognized at the Mayor's Literacy Leadership Breakfast. In 2013, during their "Hats in the Park" luncheon, the Hermann Park Conservancy honored the Foundation for supporting Centennial Gardens.

Bob McNair was the recipient of numerous awards including the Anti-Defamation League's Torch of Liberty Award, Northwood University's Outstanding Business Leader Award, the Association for Private Enterprise Education's Herman W. Lay Memorial Award, the Houston Chapter of the National Football Foundation's Distinguished American Award, the Houston Rotary Club's Distinguished Citizen Award, the South Main Center Association's City Builder Award, the Houston Advertising Federation's Annual Trailblazer Award (for significantly enhancing the overall image of Houston both locally and globally), the Sam Houston Area Council of the Boy Scouts of America Distinguished Citizen Award, the Texas Heart Institute's Denton A. Cooley Leadership Award, the Freedoms Foundation at Valley Forge National Award for Outstanding Patriotism, Responsible Citizenship and Community Involvement and the Fellowship of Christian Athletes President and Mrs. George H. W. Bush Community Impact Award.

In June 2005, Rice University's board of trustees named their 167,000-square-foot Jesse H. Jones Graduate School of Management, "Janice and Robert McNair Hall." In October 2007, Baylor College of Medicine presented their first Pink Ribbon Hero Award for Ambassadorship to the McNairs for their support of past Pink Ribbon Houses and for their commitment to fight cancer. In April 2009, the KIPP Academy honored the McNairs for their devotion in supporting the education of inner city and underprivileged youth. In May 2009, Bob McNair was named "Entrepreneur of the Decade" by the Houston Technology Center. In November, he was awarded the James A. Baker III Prize for Excellence in Leadership, an honor that recognizes nationally and internationally renowned leaders for excellence in public service and civic life. That December, McNair received the inaugural Rotary Lombardi Humanitarian Award, followed by the Houston Independent School District presenting



him with their Encore for Excellence Award. In April 2010, the DePelchin Children's Center presented Janice and Bob McNair with their Kezia DePelchin Award in honor of their long-standing support of the DePelchin Children's Center.

Bob McNair was inducted into the South Carolina Athletic Hall of Fame in May 2010. In November, the Association of Fundraising Professionals presented Janice and Bob McNair with their Maurice Hirsch Award for Philanthropy, the highest recognition given to an individual or family for exceptional generosity and outstanding civic and charitable responsibility. In 2012, Rice University again honored the McNairs during the 10th anniversary of McNair Hall, and in 2013, they were the recipients of the Texas Association of Partners in Education Award for the Texas Outstanding Sports Partnership.

In 2014, the McNairs received UNICEF's inaugural Margaret Alkek Williams Humanitarian Award and Houston Baptist University's Spirit of Excellence Award. They were honored by the Houston Zoo, the Souper Bowl of Caring, and in 2011, Bob McNair was honored by the Junior Achievement of Southeast Texas as a Class of 2011 Laureate, and the JA Hall of Achievement. In September 2011, Texas Children's Cancer Center honored the McNairs as their 2011 Community Champions. In April 2012, the Escape Family Resource Center honored them as headliners for their annual Celebrity Serve benefit. Bob McNair was selected as one of Texas Medical Center's 2013 Men of Distinction, and Janice and Bob McNair were Honorary Co-Chairs for Impact a Hero's 2013 Gala. They chaired the American Cancer Society's Hope Lodge Houston campaign, and were honored as Community Partner Honorees, along with the Houston Texans, at the Houston Symphony's Centennial Opening Night in September 2013. In November 2013, the McNairs were selected by the DePelchin Children's Center to serve as Honorary Event Chairs at their Children's Center Gala. In February 2014, Janice and Bob McNair received the Houston Community College's Crystal Eagle Award. In November 2015, MD Anderson and NBC's Tom Brokaw honored Bob McNair as MD Anderson's "Living Legend".

In March of 2016, Janice and Bob McNair were selected as Honorary Chairs of the Texas Children's Hospital Promise Campaign. In February 2017, the Lombardi Honors and Awards program awarded Janice and Bob McNair with their 2016 Lombardi Fellows and Humanitarians of the Year awards. In May, the Newberry College John Bachman Society presented the McNairs with their "Distinguished Members for 2017" Award. In September 2017, Rutherford County N.C., where Bob McNair grew up, inducted him into their inaugural Sports Hall of Fame class, and in 2018, McNair became the sixth recipient of the Texas Sports Hall of Fame's Lamar Hunt Lifetime Achievement Award. In 2018, the McNairs were awarded Houston Baptist University's Founders Medal, which had only been awarded one other time. McNair was also recognized posthumously with the 2020 Lifetime Achievement Award by the Houston Sports Awards.

Bob McNair was a member of the Board of Trustees for numerous institutions including Rice University, Baylor College of Medicine, the Texas Heart Institute, Houston Grand Opera, the Museum of Fine Arts Houston, the Greater Houston Partnership, the Greater Houston Convention and Visitors Bureau, the Free Enterprise Institute, the Sigma Chi Foundation, the Federal Reserve Banks of Dallas and Houston, and the Young Presidents' and World Presidents' Organizations.



**TEAM ACCOMPLISHMENTS UNDER MCNAIR**

Under McNair’s leadership, the Texans became one of three teams in the NFL (Chiefs and Patriots) to win their division in three of the last four years of his tenure (2015-16 and 2018) and won their division in five of his last eight seasons (2011-12, 2015-16 and 2018).

McNair hired Bill O’Brien as the third head coach of the franchise in January 2014. In 2018, Houston earned its fourth winning season in five years and won three division titles in a five-year span.

In 2016, the Texans enjoyed the distinction of their third consecutive winning season for the first time in franchise history and won their second consecutive AFC South Division championship for the second time under McNair. Houston advanced to the AFC Divisional Round for the first time since 2012 and finished the year with the NFL’s top-ranked defense for the first time in franchise history. The team also posted a 7-1 record at home during the regular season, which set a single-season franchise record and tied for the best home record in the NFL in 2016.

McNair’s Texans won their first AFC South title in 2011 and gave Houston its first NFL playoff game in nearly 18 years with a 31-10 win vs. Cincinnati in the Wild Card round on January 7, 2012. Houston then claimed its second consecutive AFC South title in 2012 and finished the regular season 12-4, matching the most regular season wins in the City of Houston’s NFL history.

McNair was actively involved in NFL affairs including serving as chairman of the Finance Committee. He was also a member of the Audit, Compensation and Chairman’s Committees.

HOUSTON TEXANS BY THE NUMBERS UNDER MCNAIR'S LEADERSHIP (2002-18)	
5	DIVISION TITLES ('11, '12, '15, '18)
7	WINNING SEASONS FROM 2009-2018
28	PLAYERS NAMED TO AP ALL-PRO TEAM
45	PLAYERS NAMED TO THE PRO BOWL
174	CONSECUTIVE SOLD OUT HOME GAMES



**STONERSIDE STABLE**

Stonerside Stable, a major Thoroughbred horse farm in Kentucky, was also among McNair’s successes. The 1,947-acre Thoroughbred horse farm and racing stable was home to more than 275 racehorses, broodmares, yearlings and weanlings. From its inception in 1994, Stonerside won 72 Graded Stakes races including Grade I wins in the Belmont, Breeders’ Cup Mile, the Travers, the Haskell, the Hollywood Gold Cup, the Cigar Mile, the Carter, the Swaps, the Wood Memorial, the Matriarch and the Oak Leaf Stakes. Stonerside also finished second and third in the Kentucky Derby and was the co-breeder of Fusaichi Pegasus, winner of the Derby in 2000. Stonerside has bred the winners of more than \$50 million, including the 2008 Breeders’ Cup Classic winner Raven’s Pass and 2008 Champion American Juvenile colt Midshipman, the winner of the Breeders’ Cup Juvenile. Stonerside was named Breeder of the Year in 2007 and 2008 by Kentucky horsemen.

McNair served on the boards of the Breeders’ Cup and Thoroughbred Owners and Breeders Association and was awarded the Allan Bogan Memorial Award for outstanding services to the Texas Thoroughbred Association. He was a member of the prestigious Jockey Club, which governs the sport of Thoroughbred racing. In October 2008, McNair sold Stonerside Farm and Racing Stable. The Texas Horse Racing Hall of Fame inducted Janice and Bob as members in 2019.



**THE TEXAS BOWL**

As founder and chairman emeritus of the Texas Bowl, McNair revived Houston’s collegiate bowl game on December 28, 2006. The game now features teams from the Big 12 and SEC and is the highest attended bowl game outside of the New Year’s Six since 2016. The bowl creates an annual economic impact of over \$45 million for Houston. In 2006, McNair selected the DePelchin Children’s Center as the bowl game’s charitable beneficiary. DePelchin has since received more than \$2.2 million in direct financial support and millions more in promotional support from the Texas Bowl partnership.





## HONORING A HOUSTON LEGEND

On Nov. 26, 2018, the Texans and their fans honored Robert C. McNair's legacy before their game against the Tennessee Titans on ESPN's *Monday Night Football*. McNair passed away on Friday, November 23, 2018 at the age of 81. The Texans paid tribute to their founder in a pregame ceremony, which included a video tribute to him while the Texas A&M Singing Cadets sang "Amazing Grace." While the video was played, one side of the video board displayed the words: "Faith, Family, Philanthropy, Football." Houston also saluted McNair by wearing helmet decals in the shape of a football with white block letters bearing his initials of "RCM." The initials were also painted on both 25-yard lines.

Messages of appreciation and respect continued to pour in following McNair's death and Texans players felt a 34-17 victory over Tennessee was the perfect way to honor him.

"The one thing Mr. McNair wanted was a winner," Texans DE J.J. Watt said. "All he wanted was a winner. He wanted to win every week. He wanted a team that could win and bring a championship to this city. So to be able to win eight straight and to be able to win tonight for him was good, and we're going to try to keep doing that for him."



## CELEBRATING HIS LIFE AND LEGACY

A public celebration of life for Robert C. McNair took place at NRG Stadium on Friday, December 7, 2018. The Reverend Eric S.C. Manning, who is the Senior Pastor at Mother Emanuel A.M.E. Church in Charleston, S.C., led the welcome and invocation while the Houston Symphony and Houston Grand Opera performed the music.

Tributes were given by Former U.S. Secretary of State James A. Baker III, NFL Commissioner Roger Goodell, President of the University of South Carolina Dr. Harris Pastides and Pastor Emeritus of Memorial Drive Presbyterian Church Dr. Dave Peterson. The large guest list included Governor Greg Abbott, Gayle Benson, Michael Bidwill, Arthur Blank, Jim Crane, Senator Ted Cruz, Tilman Fertitta, Clark Hunt, Jim Irsay, Jerry Jones, Marcus Luttrell, Virginia McCaskey, Art Rooney, Amy Adams Strunk, Mayor Sylvester Turner and more.



## RING OF HONOR CEREMONY & FOUNDER'S DAY

The Houston Texans inducted Robert C. McNair into the Texans Ring of Honor on Sunday, Oct. 6, 2019 at halftime of the game vs. the Atlanta Falcons. McNair became the second inductee into the Houston Texans Ring of Honor, joining retired WR Andre Johnson. Marc Vandermeer, voice of the Houston Texans, and Johnson hosted the McNair family at mid-field to present them with a framed red blazer and unveil Mr. McNair's name on the northwest 800-level Ring of Honor ribbon.

The Texans celebrate McNair's life and legacy each year on October 6, the day the team was award to the McNairs, which is now known as Founder's Day. As a Founder's Day tradition, each year the Houston Texans staff will complete a service project in his memory to honor McNair's philanthropic legacy.



"What a great joy it is for me to see my dad become part of our Houston Texans Ring of Honor," said Texans Chair and CEO Cal McNair in a halftime address to the crowd. "I remember standing with him in this exact spot in 2000, when this stadium had yet to be built and this organization had just been formed. He was so proud that one day this would be a place that 72,000 of his favorite people – Houstonians...Texans – would gather to cheer on a team they could once again call their own. He loved this city, this team and the avenues it provided to better the community. Not a day goes by that we don't think about him or wish he was still with us, and we are humbled and excited to celebrate him today as he is immortalized in the Ring of Honor. Thank you and go Texans!"



## ANDRE JOHNSON INDUCTED INTO RING OF HONOR

The Houston Texans honored former wide receiver Andre Johnson on Sunday, Nov. 19, 2017 during their game vs. the Arizona Cardinals at NRG Stadium. At halftime, the Texans inducted Johnson as the inaugural member of the Texans' Ring of Honor.

Johnson is the first Texans player inducted into the team's Ring of Honor, putting a Houston-sized bookend on his amazing career. Johnson's legacy is unmatched and makes him the perfect player to be the first to capture this amazing organizational honor. Inducting such a signature star as the first member of the team's Ring of Honor was a historic moment for Texans fans to witness. Johnson also served as the Homefield Advantage Captain and Coin Toss Captain.

Throughout the week leading up to the game, the Texans hosted several events in honor of Johnson. On Tuesday, the City of Houston presented the former Texan with a proclamation proclaiming Sunday, Nov. 19, 2017 as "Andre Johnson Day." Later that evening, children from the Houston Texans YMCA hosted a retirement party for Johnson at Bowlmor Lanes along with current Texans players, Mascot TORO, Cheerleaders and Ambassador Chester Pitts. On Thursday, Nov. 16, in partnership with Palais Royal, 80 lucky winners were selected to meet Johnson at NRG Stadium and receive an autograph and photo with the former Texans great.



## ANDRE JOHNSON CAREER ACCOMPLISHMENTS

### BASIC INFORMATION

- Drafted third overall by the Texans in the 2003 NFL Draft out of the University of Miami (Fla.)
- Played and started 169 games for the Texans from 2003-14 (12 seasons)

### TEXANS RECORDS

- Franchise's all-time leader in nearly every receiving category:
  - Career receptions (1,012)
  - Career receiving yards (13,597)
  - Career receiving touchdowns (64)
  - Career 100-yard receiving games (51)
- Holds numerous individual game records including:
  - Receptions (14) - tied
  - Receiving yards (273)
  - Receiving touchdowns (three) - tied
- Set multiple single-season franchise records including:
  - Receptions with 115 in 2008 - tied
  - Receiving yards with 1,598 in 2012
- Had a stretch of 133 consecutive games played with a reception (11/6/05 to 12/21/14)
- Scored 64 career touchdowns with the Texans, second most in franchise history (A. Foster)
- Led the team in receptions and receiving yards in 10 different seasons

### NFL CAREER ACCOMPLISHMENTS

- Ranks 11th all-time in receptions and 11th all-time in receiving yards
- Fifth all-time in receptions per game (5.5) and 15th all time in receiving yards per game (73.5)
- His 51 career 100-yard receiving games tie for fifth all-time
- Seven-time Pro Bowl selection (2005, 2007, 2009, 2010, 2011, 2013, 2014)
- Associated Press All-Pro First Team (2008, 2009)
- Associated Press All-Pro Second Team (2012)
- Led the NFL in receptions in 2006 with 103 and again in 2008 with a career-high 115
- Led the NFL in yards receiving in 2008 (1,575) and in 2009 (1,569)
- Holds the NFL record with 21 career games with 10 or more receptions and 100 or more yards receiving
  - Has 10 games with at least 10 receptions and 150 yards receiving, tied with Jerry Rice, Julio Jones and Antonio Brown for the most in NFL history
  - One of three players to record four seasons of 100-plus receptions and 1,400-plus yards (Marvin Harrison and Antonio Brown)
  - One of three players in modern NFL history to lead the league in receiving yards in back-to-back years



## FROM HIS COACH AND PEERS

### Former Texans and Broncos Head Coach Gary Kubiak:

“Congratulations, what a tremendous honor for you and your family. You’re a tremendous player and a tremendous person for the Texans. You taught them what a great player was. You taught a young organization what a great player was and what a great teammate was. More importantly, what a great person you were as well. You had tremendous accomplishments throughout your career. You’re a Hall of Fame football player and a Hall of Fame person.”

### Former NFL WR and Hall of Famer Michael Irvin:

“His ability raised up other people to make them play great. What made him so difficult for everybody to cover is that he was that pinnacle, the perfect matchup. He was a big receiver that had the speed and he was incredible. Fast enough to get on top of you and beat you with the deep ball, but he was big enough and crafty enough to run every day down routes and beat you that way. He was a matchup nightmare for anybody.”



## DRE IN THE COMMUNITY

Andre Johnson’s impact was not just on the field for the Houston Texans. The former wide receiver showcased an unwavering dedication to his adopted community of Houston. Johnson was a well-known community leader and advocate for youth off the field. The same year he was drafted by the Texans in 2003, he founded the Andre Johnson Foundation as a way to give back to the community and showcase the positive lifestyles and contribution of professional athletes. Over his career in Houston, Johnson established programs that make a difference in the lives of youth focusing on children from single-parent homes. Through his foundation, Johnson has donated more than \$400,000 to support programs and organizations that empower those youth.

### JOHNSON’S COMMUNITY OUTREACH

- Founded the Andre Johnson Foundation in 2003
- Through his foundation, Andre has donated more than \$400,000 to support programs and organizations to empower youth from single-parent homes
- Created a Playbook for Success Program at Bastian Elementary School to educate students on the importance of building leadership qualities and teaches them proper etiquette to prepare for the real world
- Supported the Houston Area Women’s Center to help women who are victims of domestic violence
- Hosts an annual football camp
- Provides groceries for families at Thanksgiving
- Provided presents for students at Bastian Elementary School through the Blue Santa program
- Invites children in the care of Child Protective Services to a shopping spree at Toys’R’Us



## RETIRING A TEXAN

The Houston Texans signed WR Andre Johnson to a one-day contract that allowed him to retire as a member of the organization after being honored at a press conference on Wednesday, April 19, 2017, at NRG Stadium. The press conference included Chairman and Chief Executive Officer Cal McNair.

Johnson spent the first 12 seasons of his career with the Texans after being drafted third overall in the 2003 NFL Draft out of the University of Miami (Fla.). He is the franchise’s all-time leader in nearly every receiving category including career receptions (1,012), receiving yards (13,597), receiving touchdowns (64) and 100-yard games (51). Johnson also holds numerous individual game records for the Texans, including most receptions (14), receiving yards (273) and receiving touchdowns (three) in a game. Johnson played and started 169 games for the Texans from 2003-14 and led the team in receptions and receiving yards in 10 of those seasons. He set the single-season franchise record for receptions with 115 in 2008 and receiving yards with 1,598 in 2012. Johnson also had a stretch of 133 consecutive games played with a reception (11/6/05 to 12/21/14) and scored 64 career touchdowns with the Texans, second most in franchise history.



## 2002

**Head Coach:** Dom Capers

**Preseason (1-4)**

Day, Date	W/L	Score	Opponent	H/A/N	Attend.	Venue (Roof Status)	Surface	Temp.	Kickoff Time	Hou. QB	Opp. QB
Mon, 8/5/02	L	17-34	N.Y. Giants	N	22,461	Fawcett Stadium (Canton,OH)	Artificial	74°	8:07 p.m. ET	D. Carr	K. Collins
Sat, 8/10/02	W	13-10	New Orleans	A	67,356	Louisiana Superdome	Artificial	NA	7:07 p.m. CT	D. Carr	A. Brooks
Sat, 8/17/02	L	9-19	Kansas City	A	73,506	Arrowhead Stadium	Grass	74°	7:30 p.m. CT	D. Carr	T. Green
Sat, 8/24/02	L	3-24	Miami	H	69,432	Reliant Stadium (open)	Grass	90°	7:10 p.m. CT	D. Carr	J. Fiedler
Fri, 8/30/02	L	13-17	Tampa Bay	H	68,371	Reliant Stadium (open)	Grass	90°	7:06 p.m. CT	D. Carr	B. Johnson

**Regular Season (4-12 overall; 4th AFC South; 2-6 home; 2-6 away)**

Day, Date	W/L	Score	Opponent	H/A/N	Attend.	Venue (Roof Status)	Surface	Temp.	Kickoff Time	Hou. QB	Opp. QB
Sun, 9/8/02	W	19-10	Dallas	H	69,604	Reliant Stadium (closed)	Grass	NA	7:36 p.m. CT	D. Carr	Q. Carter
Sun, 9/15/02	L	3-24	San Diego	A	56,098	Qualcomm Stadium	Grass	74°	1:15 p.m. PT	D. Carr	D. Brees
Sun, 9/22/02	L	3-23	Indianapolis	H	69,204	Reliant Stadium (open)	Grass	81°	12:01 p.m. CT	D. Carr	P. Manning
Sun, 9/29/02	L	17-35	Philadelphia	A	64,867	Veterans Stadium	NeXTurf	64°	1:02 p.m. ET	D. Carr	D. McNabb
Sun, 10/13/02	L	24-31	Buffalo	H	70,120	Reliant Stadium (closed)	Grass	NA	12:02 p.m. CT	D. Carr	D. Bledsoe
Sun, 10/20/02	L	17-34	Cleveland	A	73,248	Cleveland Browns Stadium	Grass	50°	4:05 p.m. ET	D. Carr	T. Couch
Sun, 10/27/02	W	21-19	Jacksonville	A	53,721	ALLTEL Stadium	Grass	78°	4:15 p.m. ET	D. Carr	M. Brunell
Sun, 11/3/02	L	3-38	Cincinnati	H	69,827	Reliant Stadium (closed)	Grass	NA	12:01 p.m. CT	D. Carr	J. Kitna
Sun, 11/10/02	L	10-17	Tennessee	A	68,804	The Coliseum	Grass	76°	12:03 p.m. CT	D. Carr	S. McNair
Sun, 11/17/02	L	21-24	Jacksonville	H	69,711	Reliant Stadium (open)	Grass	66°	12:02 p.m. CT	D. Carr	M. Brunell
Sun, 11/24/02	W	16-14	N.Y. Giants	H	70,054	Reliant Stadium (open)	Grass	78°	3:15 p.m. CT	D. Carr	K. Collins
Sun, 12/1/02	L	3-19	Indianapolis	A	56,820	RCA Dome	Astroturf	NA	4:00 p.m. ET	D. Carr	P. Manning
Sun, 12/8/02	W	24-6	Pittsburgh	A	58,551	Heinz Field	Grass	35°	1:01 p.m. ET	D. Carr	T. Maddox
Sun, 12/15/02	L	19-23	Baltimore	H	70,108	Reliant Stadium (open)	Grass	70°	12:02 p.m. CT	D. Carr	J. Blake
Sun, 12/22/02	L	10-26	Washington	A	70,291	FedEx Field	Grass	54°	1:02 p.m. ET	D. Carr	P. Ramsey
Sun, 12/29/02	L	3-13	Tennessee	H	70,694	Reliant Stadium (open)	Grass	64°	12:03 p.m. CT	D. Carr	S. McNair

## 2003

**Head Coach:** Dom Capers

**Preseason (0-4)**

Day, Date	W/L	Score	Opponent	H/A/N	Attend.	Venue (Roof Status)	Surface	Temp.	Kickoff Time	Hou. QB	Opp. QB
Mon, 8/9/03	L	12-20	Denver	H	70,021	Reliant Stadium (closed)	Grass	NA	7:38 p.m. CT	D. Carr	J. Plummer
Fri, 8/15/03	L	6-34	Dallas	A	60,058	Texas Stadium	Artificial	95°	7:06 p.m. CT	D. Carr	Q. Carter
Sat, 8/23/03	L	17-19	San Diego	H	70,007	Reliant Stadium (open)	Grass	89°	7:30 p.m. CT	D. Carr	D. Brees
Thu, 8/28/03	L	3-34	Tampa Bay	A	64,808	Raymond James Stadium	Grass	82°	8:05 p.m. ET	D. Carr	B. Johnson

**Regular Season (5-11 overall; 4th AFC South; 3-5 home; 2-6 away)**

Day, Date	W/L	Score	Opponent	H/A/N	Attend.	Venue (Roof Status)	Surface	Temp.	Kickoff Time	Hou. QB	Opp. QB
Sun, 9/7/03	W	21-20	Miami	A	73,010	Pro Player Stadium	Grass	89°	1:06 p.m. ET	D. Carr	J. Fiedler
Sun, 9/14/03	L	10-31	New Orleans	A	68,390	Louisiana Superdome	Artificial	NA	12:02 p.m. CT	D. Carr	A. Brooks
Sun, 9/21/03	L	14-42	Kansas City	H	70,487	Reliant Stadium (closed)	Grass	NA	12:02 p.m. CT	D. Carr	T. Green
Sun, 9/28/03	W	24-20	Jacksonville	H	70,041	Reliant Stadium (open)	Grass	79°	12:05 p.m. CT	D. Carr	B. Leftwich
Sun, 10/12/03	L	17-38	Tennessee	A	68,809	The Coliseum	Grass	69°	12:03 p.m. CT	D. Carr	S. McNair
Sun, 10/19/03	L	14-19	N.Y. Jets	H	70,623	Reliant Stadium (open)	Grass	79°	3:05 p.m. ET	D. Carr	V. Testaverde
Sun, 10/26/03	L	21-30	Indianapolis	A	56,132	RCA Dome	Artificial	NA	4:15 p.m. ET	D. Carr	P. Manning
Sun, 11/2/03	W	14-10	Carolina	H	70,052	Reliant Stadium (open)	Grass	81°	12:02 p.m. CT	T. Banks	J. Delhomme
Sun, 11/9/03	L	27-34	Cincinnati	A	50,437	Paul Brown Stadium	Grass	43°	1:03 p.m. ET	D. Carr	J. Kitna
Sun, 11/16/03	W	12-10	Buffalo	A	72,677	Ralph Wilson Stadium	AstroPlay	47°	1:01 p.m. ET	D. Carr	D. Bledsoe
Sun, 11/23/03L(OT)20-23			New England	H	70,719	Reliant Stadium (closed)	Grass	NA	12:02 p.m. CT	T. Banks	T. Brady
Sun, 11/30/03	W	17-13	Atlanta	H	70,388	Reliant Stadium (open)	Grass	70°	12:03 p.m. CT	T. Banks	D. Johnson
Sun, 12/7/03	L	0-27	Jacksonville	A	43,363	ALLTEL Stadium	Grass	56°	1:02 p.m. ET	D. Ragone	B. Leftwich
Sun, 12/14/03	L	3-16	Tampa Bay	A	65,124	Raymond James Stadium	Grass	67°	1:01 p.m. ET	D. Ragone	B. Johnson
Sun, 12/21/03	L	24-27	Tennessee	H	70,758	Reliant Stadium (open)	Grass	NA	12:03 p.m. CT	D. Carr	S. McNair
Sun, 12/28/03	L	17-20	Indianapolis	H	70,680	Reliant Stadium (closed)	Grass	NA	12:03 p.m. CT	D. Carr	P. Manning



## 2004

Head Coach: Dom Capers

### Preseason (1-3)

Day, Date	W/L	Score	Opponent	H/A/N	Attend.	Venue (Roof Status)	Surface	Temp.	Kickoff Time	Hou. QB	Opp. QB
Sat, 8/14/04	W	18-0	Dallas	H	70,431	Reliant Stadium (open)	Grass	85°	7:06 p.m. CT	D. Carr	V. Testaverde
Sat, 8/21/04	L	3-38	Pittsburgh	A	56,028	Heinz Field	Artificial	70°	7:35 p.m. ET	D. Carr	T. Maddox
Fri, 8/27/04	L	17-31	Denver	A	71,256	INVESCO Field at Mile High	Grass	54°	7:06 p.m. MT	D. Carr	J. Plummer
Thu, 9/2/04	L	9-17	Tampa Bay	H	70,024	Reliant Stadium (open)	Grass	83°	7:07 p.m. CT	D. Carr	B. Johnson

### Regular Season (7-9 overall; 3rd AFC South; 3-5 home; 4-4 away)

Day, Date	W/L	Score	Opponent	H/A/N	Attend.	Venue (Roof Status)	Surface	Temp.	Kickoff Time	Hou. QB	Opp. QB
Sun, 9/12/04	L	20-27	San Diego	H	70,255	Reliant Stadium (closed)	Grass	NA	12:05 p.m. CT	D. Carr	D. Brees
Sun, 9/19/04	L	16-28	Detroit	A	61,465	Ford Field	Field Turf	68°	1:04 p.m. ET	D. Carr	J. Harrington
Sun, 9/26/04	W	24-21	Kansas City	A	77,433	Arrowhead Stadium	Grass	71°	12:00 p.m. CT	D. Carr	T. Green
Sun, 10/3/04	W	30-17	Oakland	H	70,741	Reliant Stadium (open)	Grass	NA	12:02 p.m. CT	D. Carr	K. Collins
Sun, 10/10/04L(OT)	28-34	Minnesota	H	70,718	Reliant Stadium (open)	Grass	NA	12:02 p.m. CT	D. Carr	D. Culpepper	
Sun, 10/17/04	W	20-10	Tennessee	A	68,932	The Coliseum	Grass	60°	12:02 p.m. CT	D. Carr	S. McNair
Sun, 10/31/04	W	20-6	Jacksonville	H	70,502	Reliant Stadium (open)	Grass	85°	12:02 p.m. CT	D. Carr	B. Leftwich
Sun, 11/7/04	L	13-31	Denver	A	74,292	INVESCO Field at Mile High	Grass	69°	2:15 p.m. MT	D. Carr	J. Plummer
Sun, 11/14/04	L	14-49	Indianapolis	A	56,511	RCA Dome	Artificial	NA	1:00 p.m. ET	D. Carr	P. Manning
Sun, 11/21/04	L	13-16	Green Bay	H	70,769	Reliant Stadium (closed)	Grass	NA	7:35 p.m. CT	D. Carr	B. Favre
Sun, 11/28/04	W	31-21	Tennessee	H	70,721	Reliant Stadium (open)	Grass	66°	12:05 p.m. CT	D. Carr	S. McNair
Sun, 12/5/04	L	7-29	N.Y. Jets	A	77,875	The Meadowlands	FieldTurf	56°	1:03 p.m. ET	D. Carr	C. Pennington
Sun, 12/12/04	L	14-23	Indianapolis	H	70,762	Reliant Stadium (open)	Grass	NA	12:02 p.m. CT	D. Carr	P. Manning
Sun, 12/19/04	W	24-5	Chicago	A	62,122	Soldier Field	Grass	12°	12:02 p.m. CT	D. Carr	C. Hutchinson
Sun, 12/26/04	W	21-0	Jacksonville	A	66,227	ALLTEL Stadium	Grass	40°	1:03 p.m. ET	D. Carr	B. Leftwich
Sun, 1/2/05	L	14-22	Cleveland	H	70,724	Reliant Stadium (closed)	Grass	72°	12:02 p.m. CT	D. Carr	K. Holcomb

## 2005

Head Coach: Dom Capers

### Preseason (1-3)

Day, Date	W/L	Score	Opponent	H/A/N	Attend.	Venue (Roof Status)	Surface	Temp.	Kickoff Time	Hou. QB	Opp. QB
Sat, 8/13/05	L	14-20	Denver	H	70,016	Reliant Stadium (closed)	Grass	NA	7:07 p.m. CT	D. Carr	J. Plummer
Sat, 8/20/05	W	19-17	Oakland	H	70,116	Reliant Stadium (closed)	Grass	NA	7:07 p.m. CT	D. Carr	K. Collins
Sat, 8/27/05	L	9-21	Dallas	A	54,288	Texas Stadium	Artificial	93°	7:00 p.m. CT	D. Carr	D. Bledsoe
Thu, 9/1/05	L	14-38	Tampa Bay	A	63,591	Raymond James Stadium	Grass	84°	7:36 p.m. ET	D. Carr	B. Griese

### Regular Season (2-14 overall; 4th AFC South; 2-6 home; 0-8 away)

Day, Date	W/L	Score	Opponent	H/A/N	Attend.	Venue (Roof Status)	Surface	Temp.	Kickoff Time	Hou. QB	Opp. QB
Sun, 9/11/05	L	7-22	Buffalo	A	71,781	Ralph Wilson Stadium	AstroPlay	76°	1:05 p.m. ET	D. Carr	J. Losman
Sun, 9/18/05	L	7-27	Pittsburgh	H	70,742	Reliant Stadium (open)	Grass	90°	12:02 p.m. CT	D. Carr	B. Roethlisberger
Sun, 10/2/05	L	10-16	Cincinnati	A	65,714	Paul Brown Stadium	FieldTurf	79°	1:02 p.m. ET	D. Carr	C. Palmer
Sun, 10/9/05	L	20-34	Tennessee	H	70,430	Reliant Stadium (closed)	Grass	NA	12:02 p.m. CT	D. Carr	S. McNair
Sun, 10/16/05	L	10-42	Seattle	A	66,196	Qwest Field	FieldTurf	57°	5:38 p.m. PT	D. Carr	M. Hasselbeck
Sun, 10/23/05	L	20-38	Indianapolis	H	70,621	Reliant Stadium (closed)	Grass	NA	12:03 p.m. CT	D. Carr	P. Manning
Sun, 10/30/05	W	19-16	Cleveland	H	70,064	Reliant Stadium (open)	Grass	78°	12:02 p.m. CT	D. Carr	T. Dilfer
Sun, 11/6/05	L	14-21	Jacksonville	A	64,613	ALLTEL Stadium	Grass	79°	1:01 p.m. ET	D. Carr	B. Leftwich
Sun, 11/13/05	L	17-31	Indianapolis	A	57,209	RCA Dome	Artificial	NA	1:03 p.m. ET	D. Carr	P. Manning
Sun, 11/20/05	L	17-45	Kansas City	H	70,481	Reliant Stadium (open)	Grass	58°	7:37 p.m. CT	D. Carr	T. Green
Sun, 11/27/05L(OT)	27-33	St. Louis	H	70,010	Reliant Stadium (open)	Grass	NA	12:03 p.m. CT	D. Carr	J. Martin	
Sun, 12/4/05	L	15-16	Baltimore	A	69,909	M&T Bank Stadium	Momentum	47°	1:02 p.m. ET	D. Carr	K. Boller
Sun, 12/11/05	L	10-13	Tennessee	A	69,149	The Coliseum	Grass	43°	12:03 p.m. CT	D. Carr	S. McNair
Sun, 12/18/05	W	30-19	Arizona	H	70,024	Reliant Stadium (closed)	Grass	NA	12:02 p.m. CT	D. Carr	K. Warner
Sat, 12/24/05	L	20-38	Jacksonville	H	70,025	Reliant Stadium (open)	Grass	65°	12:03 p.m. CT	D. Carr	D. Garrard
Sun, 1/1/06	L(OT)	17-20	San Francisco	A	67,970	Monster Park	Grass	56°	1:05 p.m. PT	D. Carr	A. Smith





## 2006

**Head Coach:** Gary Kubiak

**Preseason (3-1)**

Day, Date	W/L	Score	Opponent	H/A/N	Attend.	Venue (Roof Status)	Surface	Temp.	Kickoff Time	Hou. QB	Opp. QB
Sat, 8/12/06	W	24-14	Kansas City	H	70,016	Reliant Stadium (closed)	Grass	NA	7:07 p.m. CT	D. Carr	T. Green
Sat, 8/19/06	W	27-20	St. Louis	A	65,391	Edward Jones Dome	Artificial	NA	7:00 p.m. CT	D. Carr	M. Bulger
Sat, 8/27/06	L	14-17	Denver	A	73,689	INVESCO Field at Mile High	Grass	70°	6:04 p.m. MT	D. Carr	J. Plummer
Thu, 8/31/06	W	16-13	Tampa Bay	H	70,037	Reliant Stadium (closed)	Grass	NA	7:07 p.m. CT	S. Rosenfels	C. Simms

**Regular Season (6-10 overall; 4th AFC South; 4-4 home; 2-6 away)**

Day, Date	W/L	Score	Opponent	H/A/N	Attend.	Venue (Roof Status)	Surface	Temp.	Kickoff Time	Hou. QB	Opp. QB
Sun, 9/10/06	L	10-24	Philadelphia	H	70,180	Reliant Stadium (closed)	Grass	NA	12:02 p.m. CT	D. Carr	D. McNabb
Sun, 9/17/06	L	24-43	Indianapolis	A	56,614	RCA Dome	FieldTurf	NA	1:03 p.m. ET	D. Carr	P. Manning
Sun, 9/24/06	L	15-31	Washington	H	70,069	Reliant Stadium (closed)	Grass	NA	12:03 p.m. CT	D. Carr	M. Brunell
Sun, 10/1/06	W	17-15	Miami	H	70,071	Reliant Stadium (closed)	Grass	NA	12:02 p.m. CT	D. Carr	D. Culpepper
Sun, 10/15/06	L	6-34	Dallas	A	63,186	Texas Stadium	Sportfield Turf	66°	12:02 p.m. CT	D. Carr	D. Bledsoe
Sun, 10/22/06	W	27-7	Jacksonville	H	70,035	Reliant Stadium (open)	Grass	NA	12:03 p.m. CT	D. Carr	B. Leftwich
Sun, 10/29/06	L	22-28	Tennessee	A	69,143	LP Field	Grass	72°	12:02 p.m. CT	D. Carr	V. Young
Sun, 11/5/06	L	10-14	N.Y. Giants	A	78,485	Giants Stadium	FieldTurf	46°	1:02 p.m. ET	D. Carr	E. Manning
Sun, 11/12/06	W	13-10	Jacksonville	A	65,918	ALLTEL Stadium	Grass	56°	1:03 p.m. ET	D. Carr	D. Garrard
Sun, 11/19/06	L	21-24	Buffalo	H	70,125	Reliant Stadium (open)	Grass	61°	12:03 p.m. CT	D. Carr	J. Losman
Sun, 11/26/06	L	11-26	N.Y. Jets	A	76,596	The Meadowlands	FieldTurf	56°	1:02 p.m. ET	D. Carr	C. Pennington
Sun, 12/3/06	W	23-14	Oakland	A	46,276	McAfee Coliseum	Grass	56°	1:05 p.m. PT	D. Carr	A. Brooks
Sun, 12/10/06(L(OT))	W	20-26	Tennessee	H	70,760	Reliant Stadium (closed)	Grass	NA	12:02 p.m. CT	D. Carr	V. Young
Sun, 12/17/06	L	7-40	New England	A	68,756	Gillette Stadium	Grass	52°	1:02 p.m. ET	D. Carr	T. Brady
Sun, 12/24/06	W	27-24	Indianapolis	H	70,132	Reliant Stadium (closed)	Grass	NA	12:03 p.m. CT	D. Carr	P. Manning
Sun, 12/31/06	W	14-6	Cleveland	H	70,097	Reliant Stadium (open)	Grass	NA	12:02 p.m. CT	D. Carr	C. Frye

## 2007

**Head Coach:** Gary Kubiak

**Preseason (2-2)**

Day, Date	W/L	Score	Opponent	H/A/N	Attend.	Venue (Roof Status)	Surface	Temp.	Kickoff Time	Hou. QB	Opp. QB
Sat, 8/11/07	L	19-20	Chicago	H	70,060	Reliant Stadium (closed)	Grass	NA	7:08 p.m. CT	M. Schaub	R. Grossman
Sat, 8/18/07	W	33-20	Arizona	A	64,405	Univ. of Phoenix (closed)	Grass	NA	1:05 p.m. MT	M. Schaub	M. Leinart
Sat, 8/25/07	W	28-16	Dallas	H	70,516	Reliant Stadium (closed)	Grass	NA	7:08 p.m. CT	M. Schaub	T. Romo
Thu, 8/30/07	L	24-31	Tampa Bay	A	64,321	Raymond James Stadium	Grass	90°	8:08 p.m. ET	S. Rosenfels	L. McCown

**Regular Season (8-8 overall; 4th AFC South; 6-2 home; 2-6 away)**

Day, Date	W/L	Score	Opponent	H/A/N	Attend.	Venue (Roof Status)	Surface	Temp.	Kickoff Time	Hou. QB	Opp. QB
Sun, 9/9/07	W	20-3	Kansas City	H	70,080	Reliant Stadium (closed)	Grass	NA	12:05 p.m. CT	M. Schaub	D. Huard
Sun, 9/16/07	W	34-21	Carolina	A	73,665	Bank of America Stadium	Grass	74°	1:02 p.m. ET	M. Schaub	J. Delhomme
Sun, 9/23/07	L	24-30	Indianapolis	H	70,132	Reliant Stadium (closed)	Grass	NA	12:03 p.m. CT	M. Schaub	P. Manning
Sun, 9/30/07	L	16-26	Atlanta	A	69,312	The Georgia Dome	Field Turf	NA	1:02 p.m. ET	M. Schaub	J. Harrington
Sun, 10/7/07	W	22-19	Miami	H	70,156	Reliant Stadium (closed)	Grass	NA	12:02 p.m. CT	M. Schaub	T. Green
Sun, 10/14/07	L	17-37	Jacksonville	A	63,715	Jacksonville Municipal Stad.	Grass	81°	1:03 p.m. ET	M. Schaub	D. Garrard
Sun, 10/21/07	L	36-38	Tennessee	H	70,734	Reliant Stadium (closed)	Grass	NA	12:02 p.m. CT	M. Schaub	K. Collins
Sun, 10/28/07	L	10-35	San Diego	A	60,439	Qualcomm Stadium	Grass	78°	1:05 p.m. PT	M. Schaub	P. Rivers
Sun, 11/4/07	W	24-17	Oakland	A	49,603	McAfee Coliseum	Grass	70°	1:15 p.m. PT	S. Rosenfels	J. McCown
Sun, 11/18/07	W	23-10	New Orleans	H	70,780	Reliant Stadium (closed)	Grass	NA	12:02 p.m. CT	M. Schaub	D. Brees
Sun, 11/25/07	L	17-27	Cleveland	A	72,730	Cleveland Browns Stadium	Grass	41°	1:03 p.m. ET	M. Schaub	D. Anderson
Sun, 12/2/07	L	22-28	Tennessee	A	69,143	LP Field	Grass	61°	12:02 p.m. CT	M. Schaub	V. Young
Sun, 12/9/07	W	28-14	Tampa Bay	H	70,237	Reliant Stadium (closed)	Grass	NA	12:01 p.m. CT	S. Rosenfels	J. McCown
Thu, 12/13/07	W	31-13	Denver	H	70,747	Reliant Stadium (open)	Grass	59°	7:15 p.m. CT	S. Rosenfels	J. Cutler
Sun, 12/23/07	L	15-38	Indianapolis	A	57,262	RCA Dome	FieldTurf	NA	1:02 p.m. ET	S. Rosenfels	P. Manning
Sun, 12/30/07	W	42-28	Jacksonville	H	70,660	Reliant Stadium (open)	Grass	NA	12:02 p.m. CT	S. Rosenfels	Q. Gray



## 2008

Head Coach: Gary Kubiak

### Preseason (2-2)

Day, Date	W/L	Score	Opponent	H/A/N	Attend.	Venue (Roof Status)	Surface	Temp.	Kickoff Time	Hou. QB	Opp. QB
Sat, 8/9/08	W	19-16	Denver	H	70,020	Reliant Stadium (closed)	Grass	NA	7:07 p.m. CT	M. Schaub	J. Cutler
Sat, 8/16/08	W	31-27	New Orleans	A	64,405	Louisiana Superdome	Momentum	NA	7:06 p.m. CT	M. Schaub	D. Brees
Sat, 8/22/08	L	22-23	Dallas	A	60,795	Texas Stadium	Artificial	94°	7:05 p.m. CT	M. Schaub	T. Romo
Thu, 8/28/08	L	6-16	Tampa Bay	H	70,011	Reliant Stadium (closed)	Grass	NA	7:07 p.m. CT	S. Rosenfels	L. McCown

### Regular Season (8-8 overall; 3rd AFC South; 6-2 home; 2-6 away)

Day, Date	W/L	Score	Opponent	H/A/N	Attend.	Venue (Roof Status)	Surface	Temp.	Kickoff Time	Hou. QB	Opp. QB
Sun, 9/7/08	L	17-38	Pittsburgh	A	64,001	Heinz Field	Grass	72°	1:02 p.m. ET	M. Schaub	B. Roethlisberger
Sun, 9/21/08	L	12-31	Tennessee	A	69,143	LP Field	Grass	80°	12:02 p.m. CT	M. Schaub	K. Collins
Sun, 9/28/08	L	27-30	Jacksonville	A	64,061	Jacksonville Municipal Stad.	Grass	82°	1:02 p.m. ET	M. Schaub	D. Garrard
Sun, 10/5/08	L	27-31	Indianapolis	H	70,118	Reliant Stadium (open)	Grass	82°	12:02 p.m. CT	S. Rosenfels	P. Manning
Sun, 10/12/08	W	29-28	Miami	H	70,023	Reliant Stadium (open)	Grass	79°	12:02 p.m. CT	M. Schaub	C. Pennington
Sun, 10/19/08	W	28-21	Detroit	H	70,081	Reliant Stadium (open)	Grass	77°	3:05 p.m. CT	M. Schaub	D. Orlovsky
Sun, 10/26/08	W	35-6	Cincinnati	H	70,112	Reliant Stadium (open)	Grass	82°	2:47 p.m. CT	M. Schaub	R. Fitzpatrick
Sun, 11/2/08	L	21-28	Minnesota	A	62,839	Metrodome	FieldTurf	NA	12:05 p.m. CT	M. Schaub	G. Frerotte
Sun, 11/9/08	L	13-41	Baltimore	H	70,552	Reliant Stadium (open)	Grass	69°	12:02 p.m. CT	S. Rosenfels	J. Flacco
Sun, 11/16/08	L	27-33	Indianapolis	A	66,201	Lucas Oil Stadium (closed)	FieldTurf	NA	1:02 p.m. ET	S. Rosenfels	P. Manning
Sun, 11/23/08	W	16-6	Cleveland	A	72,077	Cleveland Browns Stadium	Grass	30°	1:03 p.m. ET	S. Rosenfels	B. Quinn
Mon, 12/1/08	W	30-17	Jacksonville	H	70,809	Reliant Stadium (open)	Grass	53°	7:40 p.m. CT	S. Rosenfels	D. Garrard
Sun, 12/7/08	W	24-21	Green Bay	A	70,245	Lambeau Field	Grass	3°	12:02 p.m. CT	M. Schaub	A. Rodgers
Sun, 12/14/08	W	13-12	Tennessee	H	70,831	Reliant Stadium (open)	Grass	72°	12:05 p.m. CT	M. Schaub	K. Collins
Sun, 12/21/08	L	16-27	Oakland	A	43,687	OAK-Alameda County Coli.	Grass	48°	1:05 p.m. PT	M. Schaub	J. Russell
Sun, 12/28/08	W	31-24	Chicago	H	70,838	Reliant Stadium (open)	Grass	46°	12:03 p.m. CT	M. Schaub	K. Orton

## 2009

Head Coach: Gary Kubiak

### Preseason (2-2)

Day, Date	W/L	Score	Opponent	H/A/N	Attend.	Venue (Roof Status)	Surface	Temp.	Kickoff Time	Hou. QB	Opp. QB
Sat, 8/15/09	W	16-10	Kansas City	A	64,781	Arrowhead Stadium	Grass	78°	7:00 p.m. CT	M. Schaub	M. Cassel
Sat, 8/22/09	L	14-38	New Orleans	H	70,107	Reliant Stadium (closed)	Grass	NA	7:09 p.m. CT	M. Schaub	D. Brees
Mon, 8/31/09	L	10-17	Minnesota	H	70,191	Reliant Stadium (closed)	Grass	NA	7:06 p.m. CT	M. Schaub	B. Favre
Fri, 9/4/09	W	27-20	Tampa Bay	A	63,831	Raymond James Stadium	Grass	88°	7:07 p.m. ET	D. Orlovsky	J. Freeman

### Regular Season (9-7 overall; 2nd AFC South; 4-4 home; 5-3 away)

Day, Date	W/L	Score	Opponent	H/A/N	Attend.	Venue (Roof Status)	Surface	Temp.	Kickoff Time	Hou. QB	Opp. QB
Sun, 9/13/09	L	7-24	N.Y. Jets	H	70,118	Reliant Stadium (closed)	Grass	NA	12:03 p.m. CT	M. Schaub	M. Sanchez
Sun, 9/20/09	W	34-31	Tennessee	A	69,143	LP Field	Grass	77°	12:03 p.m. CT	M. Schaub	K. Collins
Sun, 9/27/09	L	24-34	Jacksonville	H	70,083	Reliant Stadium (closed)	Grass	85°	12:03 p.m. CT	M. Schaub	D. Garrard
Sun, 10/4/09	W	29-6	Oakland	H	70,291	Reliant Stadium (closed)	Grass	NA	12:02 p.m. CT	M. Schaub	J. Russell
Sun, 10/11/09	L	21-28	Arizona	A	61,819	Univ. of Phoenix (closed)	Grass	NA	1:15 p.m. MT	M. Schaub	K. Warner
Sun, 10/18/09	W	28-17	Cincinnati	A	64,019	Paul Brown Stadium	FieldTurf	49°	1:02 p.m. ET	M. Schaub	C. Palmer
Sun, 10/25/09	W	24-21	San Francisco	H	70,820	Reliant Stadium (open)	Grass	74°	12:04 p.m. CT	M. Schaub	S. Hille
Sun, 11/1/09	W	31-10	Buffalo	A	69,790	Ralph Wilson Stadium	AstroPlay	49°	1:02 p.m. ET	M. Schaub	R. Fitzpatrick
Sun, 11/8/09	L	17-20	Indianapolis	A	66,033	Lucas Oil Stadium (open)	FieldTurf	69°	1:02 p.m. ET	M. Schaub	P. Manning
Mon, 11/23/09	L	17-20	Tennessee	H	71,153	Reliant Stadium (open)	Grass	NA	12:05 p.m. CT	M. Schaub	V. Young
Sun, 11/29/09	L	27-35	Indianapolis	H	70,990	Reliant Stadium (open)	Grass	NA	12:02 p.m. CT	M. Schaub	P. Manning
Sun, 12/6/09	L	18-23	Jacksonville	A	42,079	Jacksonville Municipal Stad.	Grass	54°	1:03 p.m. ET	M. Schaub	D. Garrard
Sun, 12/13/09	W	34-7	Seattle	H	70,380	Reliant Stadium (closed)	Grass	NA	12:02 p.m. CT	M. Schaub	M. Hasselbeck
Sun, 12/20/09	W	16-13	St. Louis	A	46,256	Edward Jones Dome	FieldTurf	NA	12:00 p.m. CT	M. Schaub	K. Null
Sun, 12/27/09	W	27-20	Miami	A	65,847	Land Shark Stadium	Grass	75°	1:02 p.m. ET	M. Schaub	C. Henne
Sun, 1/3/10	W	34-27	New England	H	71,029	Reliant Stadium (closed)	Grass	NA	12:02 p.m. CT	M. Schaub	T. Brady



## 2010

**Head Coach:** Gary Kubiak

**Preseason (1-3)**

Day, Date	W/L	Score	Opponent	H/A/N	Attend.	Venue (Roof Status)	Surface	Temp.	Kickoff Time	Hou. QB	Opp. QB
Sat, 8/14/10	L	16-19	Arizona	A	61,489	Univ. of Phoenix (closed)	Grass	NA	5:07 p.m. MT	M. Schaub	M. Leinart
Sat, 8/21/10	L	20-38	New Orleans	A	70,025	Louisiana Superdome	Momentum	NA	7:07 p.m. CT	M. Schaub	D. Brees
Sat, 8/28/10	W	23-7	Dallas	H	70,725	Reliant Stadium (closed)	Grass	NA	7:05 p.m. CT	M. Schaub	T. Romo
Thu, 9/2/10	L	17-24	Tampa Bay	H	70,035	Reliant Stadium (closed)	Grass	NA	7:07 p.m. ET	D. Orlovsky	R. Carpenter

**Regular Season (6-10 overall; 3rd AFC South; 4-4 home; 2-6 away)**

Day, Date	W/L	Score	Opponent	H/A/N	Attend.	Venue (Roof Status)	Surface	Temp.	Kickoff Time	Hou. QB	Opp. QB
Sun, 9/12/10	W	34-24	Indianapolis	H	70,974	Reliant Stadium (closed)	Grass	NA	12:02 p.m. CT	M. Schaub	P. Manning
Sun, 9/19/10	W(OT)	30-27	Washington	A	88,240	FedEx Field	Grass	85°	4:15 p.m. ET	M. Schaub	D. McNabb
Sun, 9/26/10	L	13-27	Dallas	H	71,456	Reliant Stadium (closed)	Grass	NA	12:02 p.m. CT	M. Schaub	T. Romo
Sun, 10/3/10	W	31-24	Oakland	A	32,218	OAK-Alameda County Col.	Grass	71°	1:05 p.m. PT	M. Schaub	B. Gradkowski
Sun, 10/10/10	L	10-34	N.Y. Giants	H	71,110	Reliant Stadium (closed)	Grass	NA	12:03 p.m. CT	M. Schaub	E. Manning
Sun, 10/17/10	W	35-31	Kansas City	H	70,926	Reliant Stadium (open)	Grass	78°	12:03 p.m. ET	M. Schaub	M. Cassel
Mon, 11/1/10	L	17-30	Indianapolis	A	66,363	Lucas Oil Stadium (closed)	FieldTurf	NA	8:41 p.m. ET	M. Schaub	P. Manning
Sun, 11/7/10	L	23-29	San Diego	H	70,886	Reliant Stadium (open)	Grass	63°	12:02 p.m. CT	M. Schaub	P. Rivers
Sun, 11/14/10	L	24-31	Jacksonville	A	63,340	EverBank Field	Grass	70°	1:04 p.m. ET	M. Schaub	D. Garrard
Sun, 11/21/10	L	27-30	N.Y. Jets	A	78,843	New Meadowlands Stadium	FieldTurf	46°	1:03 p.m. ET	M. Schaub	M. Sanchez
Sun, 11/28/10	W	20-0	Tennessee	H	70,855	Reliant Stadium (closed)	Grass	NA	12:02 p.m. CT	M. Schaub	R. Smith
Thu, 12/2/10	L	24-34	Philadelphia	A	69,144	Lincoln Financial Field	Grass	36°	8:30 p.m. ET	M. Schaub	M. Vick
Mon, 12/13/10	L(OT)	28-34	Baltimore	H	71,413	Reliant Stadium (closed)	Grass	NA	12:02 p.m. CT	M. Schaub	J. Flacco
Sun, 12/19/10	L	17-31	Tennessee	A	69,143	LP Field	Grass	36°	12:02 p.m. CT	M. Schaub	K. Collins
Sun, 12/26/10	L	23-24	Denver	A	73,691	INVESCO Field at Mile High	Grass	50°	2:06 p.m. MT	M. Schaub	T. Tebow
Sun, 1/2/11	W	34-17	Jacksonville	H	71,023	Reliant Stadium (open)	Grass	60°	3:15 p.m. CT	M. Schaub	T. Edwards

## 2011

**Head Coach:** Gary Kubiak

**Preseason (3-1)**

Day, Date	W/L	Score	Opponent	H/A/N	Attend.	Venue (Roof Status)	Surface	Temp.	Kickoff Time	Hou. QB	Opp. QB
Mon, 8/15/11	W	20-16	N.Y. Jets	H	70,511	Reliant Stadium (closed)	Grass	NA	7:05 p.m. CT	M. Schaub	M. Sanchez
Sat, 8/20/11	W	27-14	New Orleans	H	70,828	Reliant Stadium (closed)	Grass	NA	7:06 p.m. CT	M. Schaub	D. Brees
Sat, 8/27/11	W	30-7	San Francisco	A	69,732	Candlestick Park	Grass	68°	5:05 p.m. PT	M. Schaub	A. Smith
Thu, 9/1/11	L	0-28	Minnesota	A	62,148	Mall of America at HHH	Series S5M	NA	7:07 p.m. ET	M. Leinart	C. Ponder

**Regular Season (10-6 overall; 1st AFC South; 5-3 home; 5-3 away)**

Day, Date	W/L	Score	Opponent	H/A/N	Attend.	Venue (Roof Status)	Surface	Temp.	Kickoff Time	Hou. QB	Opp. QB
Sun, 9/11/11	W	34-7	Indianapolis	H	71,444	Reliant Stadium (closed)	Grass	NA	12:05 p.m. CT	M. Schaub	K. Collins
Sun, 9/18/11	W	23-13	Miami	A	51,032	Sun Life Stadium	Grass	87°	4:15 p.m. ET	M. Schaub	C. Henne
Sun, 9/25/11	L	33-40	New Orleans	A	73,002	Louisiana Superdome	Series S5M	NA	12:02 p.m. CT	M. Schaub	D. Brees
Sun, 10/2/11	W	17-10	Pittsburgh	H	71,585	Reliant Stadium (closed)	Grass	NA	12:03 p.m. CT	M. Schaub	B. Roethlisberger
Sun, 10/9/11	L	20-25	Oakland	H	71,420	Reliant Stadium (closed)	Grass	NA	12:02 p.m. CT	M. Schaub	J. Campbell
Sun, 10/16/11	L	14-29	Baltimore	A	71,154	M&T Bank Stadium	SportExe	72°	4:06 p.m. ET	M. Schaub	J. Flacco
Sun, 10/23/11	W	41-7	Tennessee	A	69,143	LP Field	Grass	72°	12:02 p.m. CT	M. Schaub	M. Hasselbeck
Sun, 10/30/11	W	24-14	Jacksonville	H	71,412	Reliant Stadium (open)	Grass	68°	12:02 p.m. CT	M. Schaub	B. Gabbert
Sun, 11/6/11	W	30-12	Cleveland	H	71,511	Reliant Stadium (closed)	Grass	NA	12:03 p.m. CT	M. Schaub	C. McCoy
Sun, 11/13/11	W	37-9	Tampa Bay	A	56,037	Raymond James Stadium	Grass	77°	1:02 p.m. ET	M. Schaub	J. Freeman
Sun, 11/27/11	W	20-13	Jacksonville	A	62,004	EverBank Field	Grass	75°	1:03 p.m. ET	M. Leinart	B. Gabbert
Sun, 12/4/11	W	17-10	Atlanta	H	71,545	Reliant Stadium (closed)	Grass	NA	12:03 p.m. ET	T. Yates	M. Ryan
Sun, 12/11/11	W	20-19	Cincinnati	A	41,202	Paul Brown Stadium	FieldTurf	34°	1:02 p.m. ET	T. Yates	A. Dalton
Sun, 12/18/11	L	13-28	Carolina	H	71,540	Reliant Stadium (closed)	Grass	NA	12:03 p.m. CT	T. Yates	C. Newton
Thu, 12/22/11	L	16-19	Indianapolis	A	64,159	Lucas Oil Stadium (closed)	Artificial	NA	8:29 p.m. ET	T. Yates	D. Orlovsky
Sun, 1/1/12	L	22-23	Tennessee	H	71,512	Reliant Stadium (closed)	Grass	NA	12:02 p.m. CT	T. Yates	M. Hasselbeck



## 2011 (cont.)

**Postseason (1-1 overall; AFC Divisional; 1-0 home; 0-1 away)**

Day, Date	W/L Score	Opponent	H/A/N	Attend.	Venue (Roof Status)	Surface	Temp.	Kickoff Time	Hou. QB	Opp. QB
*Sat, 1/7/12	W 31-10	Cincinnati	H	71,725	Reliant Stadium (closed)	Grass	NA	3:35 p.m. CT	T. Yates	A. Dalton
#Sun, 1/15/12	L 13-20	Baltimore	A	71,547	M&T Bank Stadium	SportExe	31°	1:05 p.m. ET	T. Yates	J. Flacco

\* - AFC Wild Card; # - AFC Divisional

## 2012

**Head Coach:** Gary Kubiak

**Preseason (3-1)**

Day, Date	W/L Score	Opponent	H/A/N	Attend.	Venue (Roof Status)	Surface	Temp.	Kickoff Time	Hou. QB	Opp. QB
Sat, 8/11/12	W 26-13	Carolina	A	69,002	Bank of America Stadium	Grass	78°	7:04 p.m. ET	M. Schaub	C. Newton
Sat, 8/18/12	W 20-9	San Francisco	H	71,196	Reliant Stadium (closed)	Grass	NA	7:07 p.m. CT	M. Schaub	A. Smith
Sat, 8/25/12	L 27-34	New Orleans	A	72,082	Mercedes-Benz Superdome	Series S5M	NA	7:06 p.m. CT	M. Schaub	D. Brees
Thu, 8/30/12	W 28-24	Minnesota	H	71,116	Reliant Stadium (closed)	Grass	NA	6:07 p.m. CT	J. Beck	J. Webb

**Regular Season (12-4 overall; 1st AFC South; 6-2 home; 6-2 away)**

Day, Date	W/L Score	Opponent	H/A/N	Attend.	Venue (Roof Status)	Surface	Temp.	Kickoff Time	Hou. QB	Opp. QB
Sun, 9/9/12	W 30-10	Miami	H	71,566	Reliant Stadium (closed)	Grass	NA	12:03 p.m. CT	M. Schaub	R. Tannehill
Sun, 9/16/12	W 27-7	Jacksonville	A	62,907	EverBank Field	Grass	83°	1:03 p.m. ET	M. Schaub	B. Gabbert
Sun, 9/23/12	W 31-25	Denver	A	76,566	Sports Authority at Mile High	Grass	84°	2:25 p.m. MT	M. Schaub	P. Manning
Sun, 9/30/12	W 38-14	Tennessee	H	71,581	Reliant Stadium (closed)	Grass	NA	12:03 p.m. CT	M. Schaub	J. Locker
Mon, 10/8/12	W 23-17	N.Y. Jets	A	79,088	MetLife Stadium	FieldTurf	52°	8:40 p.m. ET	M. Schaub	M. Sanchez
Sun, 10/14/12	L 24-42	Green Bay	H	71,702	Reliant Stadium (closed)	Grass	NA	7:30 p.m. CT	M. Schaub	A. Rodgers
Sun, 10/21/12	W 43-13	Baltimore	H	71,708	Reliant Stadium (closed)	Grass	NA	12:02 p.m. CT	M. Schaub	J. Flacco
Sun, 11/4/12	W 21-9	Buffalo	H	71,698	Reliant Stadium (closed)	Grass	NA	12:02 p.m. CT	M. Schaub	R. Fitzpatrick
Sun, 11/11/12	W 13-6	Chicago	A	62,410	Soldier Field	Grass	54°	7:31 p.m. CT	M. Schaub	J. Cutler
Sun, 11/18/12	W(OT)43-37	Jacksonville	H	71,676	Reliant Stadium (closed)	Grass	NA	12:03 p.m. CT	M. Schaub	B. Gabbert
Thu, 11/22/12	W(OT)34-31	Detroit	A	64,827	Ford Field	Field Turf	NA	12:39 p.m. ET	M. Schaub	M. Stafford
Sun, 12/2/12	W 24-10	Tennessee	A	69,143	LP Field	Grass	66°	12:02 p.m. CT	M. Schaub	J. Locker
Mon, 12/10/12	L 14-42	New England	A	68,756	Gillette Stadium	Field Turf	59°	8:40 p.m. ET	M. Schaub	T. Brady
Sun, 12/16/12	W 29-17	Indianapolis	H	71,702	Reliant Stadium (closed)	Grass	NA	12:02 p.m. CT	M. Schaub	A. Luck
Sun, 12/23/12	L 6-23	Minnesota	H	71,688	Reliant Stadium (closed)	Grass	NA	12:03 p.m. CT	M. Schaub	C. Ponder
Sun, 12/30/12	L 16-28	Indianapolis	A	66,957	Lucas Oil Stadium (closed)	Artificial	NA	1:02 p.m. ET	M. Schaub	A. Luck

**Postseason (1-1 overall; AFC Divisional; 1-0 home; 0-1 away)**

Day, Date	W/L Score	Opponent	H/A/N	Attend.	Venue (Roof Status)	Surface	Temp.	Kickoff Time	Hou. QB	Opp. QB
*Sat, 1/5/13	W 19-13	Cincinnati	H	71,738	Reliant Stadium (closed)	Grass	NA	3:35 p.m. CT	M. Schaub	A. Dalton
#Sun, 1/13/13	L 28-41	New England	A	68,756	Gillette Stadium	Field Turf	51°	4:40 p.m. ET	M. Schaub	T. Brady

\* - AFC Wild Card; # - AFC Divisional



RB Arian Foster's (left) touchdown and K Shayne Graham's (right) franchise postseason-record four field goals lifted the Texans to a 19-13 win over the Cincinnati Bengals in the AFC Wild Card game on Jan. 5, 2013.



## 2013

Head Coach: Gary Kubiak

### Preseason (3-1)

Day, Date	W/L	Score	Opponent	H/A/N	Attend.	Venue (Roof Status)	Surface	Temp.	Kickoff Time	Hou. QB	Opp. QB
Fri, 8/9/13	W	27-13	Minnesota	A	62,306	Mall of America at HHH	Series S5M	NA	7:00 p.m. CT	M. Schaub	C. Ponder
Sat, 8/17/13	W	24-17	Miami	H	71,141	Reliant Stadium (closed)	Grass	NA	7:07 p.m. CT	M. Schaub	R. Tannehill
Sun, 8/25/13	L	23-31	New Orleans	H	71,611	Reliant Stadium (closed)	Grass	NA	3:10 p.m. CT	M. Schaub	D. Brees
Thu, 8/29/13	W	24-6	Dallas	A	76,856	AT&T Stadium	FieldTurf	NA	7:07 p.m. CT	C. Keenum	K. Orton

### Regular Season (2-14 overall; 4th AFC South; 1-7 home; 1-7 away)

Day, Date	W/L	Score	Opponent	H/A/N	Attend.	Venue (Roof Status)	Surface	Temp.	Kickoff Time	Hou. QB	Opp. QB
Mon, 9/9/13	W	31-28	San Diego	A	59,522	Qualcomm Stadium	Grass	70°	7:25 p.m. PT	M. Schaub	P. Rivers
Sun, 9/15/13	W(OT)	30-24	Tennessee	H	71,718	Reliant Stadium (closed)	Grass	NA	12:03 p.m. CT	M. Schaub	J. Locker
Sun, 9/22/13	L	9-30	Baltimore	A	71,168	M&T Bank Stadium	SportExe	73°	1:03 p.m. ET	M. Schaub	J. Flacco
Sun, 9/29/13	L(OT)	20-23	Seattle	H	71,756	Reliant Stadium (closed)	Grass	NA	12:03 p.m. CT	M. Schaub	R. Wilson
Sun, 10/6/13	L	3-34	San Francisco	A	69,732	Candlestick Park	Grass	76°	5:34 p.m. PT	M. Schaub	C. Kaepernick
Sun, 10/13/13	L	13-38	St. Louis	H	71,104	Reliant Stadium (closed)	Grass	NA	12:03 p.m. CT	M. Schaub	S. Bradford
Sun, 10/20/13	L	16-17	Kansas City	A	74,118	Arrowhead Stadium	Grass	70°	3:26 p.m. CT	C. Keenum	A. Smith
Sun, 11/3/13	L	24-27	Indianapolis	H	71,778	Reliant Stadium (open)	Grass	60°	7:30 p.m. CT	C. Keenum	A. Luck
Sun, 11/10/13	L	24-27	Arizona	A	60,845	Univ. of Phoenix Stadium	Grass	NA	2:25 p.m. MT	C. Keenum	C. Palmer
Sun, 11/17/13	L	23-28	Oakland	H	71,726	Reliant Stadium (closed)	Grass	NA	12:03 p.m. CT	C. Keenum	M. McGloin
Sun, 11/24/13	L	6-13	Jacksonville	H	71,659	Reliant Stadium (closed)	Grass	NA	12:03 p.m. CT	C. Keenum	C. Henne
Sun, 12/1/13	L	31-34	New England	H	71,769	Reliant Stadium (open)	Grass	64°	12:02 p.m. CT	C. Keenum	T. Brady
Thu, 12/5/13	L	20-27	Jacksonville	A	60,414	EverBank Field	Grass	72°	8:29 p.m. ET	C. Keenum	C. Henne
Sun, 12/15/13	L	3-25	Indianapolis	A	65,470	Lucas Oil Stadium (closed)	FieldTurf	NA	1:02 p.m. ET	C. Keenum	A. Luck
Sun, 12/22/13	L	13-37	Denver	H	71,761	Reliant Stadium (open)	Grass	58°	12:02 p.m. CT	M. Schaub	P. Manning
Sun, 12/29/13	L	10-16	Tennessee	A	69,143	LP Field	Grass	53°	12:02 p.m. CT	M. Schaub	R. Fitzpatrick

## 2014

Head Coach: Bill O'Brien

### Preseason (2-2)

Day, Date	W/L	Score	Opponent	H/A/N	Attend.	Venue (Roof Status)	Surface	Temp.	Kickoff Time	Hou. QB	Opp. QB
Sat, 8/9/14	L	0-32	Arizona	A	60,540	Univ. of Phoenix Stadium	Grass	NA	5:37 p.m. MT	R. Fitzpatrick	C. Palmer
Sat, 8/16/14	W	32-7	Atlanta	H	71,644	NRG Stadium (closed)	Grass	NA	7:07 p.m. CT	R. Fitzpatrick	M. Ryan
Sat, 8/23/14	W	18-17	Denver	A	75,093	Sports Authority Field	Grass	75°	7:07 p.m. MT	R. Fitzpatrick	P. Manning
Thu, 8/28/14	L	13-40	San Francisco	H	71,408	NRG Stadium (closed)	Grass	NA	7:07 p.m. CT	C. Keenum	B. Gabbert

### Regular Season (9-7 overall; 2nd AFC South; 5-3 home; 4-4 away)

Day, Date	W/L	Score	Opponent	H/A/N	Attend.	Venue (Roof Status)	Surface	Temp.	Kickoff Time	Hou. QB	Opp. QB
Sun, 9/7/14	W	17-6	Washington	H	71,770	NRG Stadium (closed)	Grass	NA	12:03 p.m. CT	R. Fitzpatrick	R. Griffin
Sun, 9/14/14	W	30-14	Oakland	A	54,063	O.co Coliseum	Grass	67°	1:25 p.m. PT	R. Fitzpatrick	D. Carr
Sun, 9/21/14	L	17-30	N.Y. Giants	A	77,462	MetLife Stadium	UBU Series	70°	1:02 p.m. ET	R. Fitzpatrick	E. Manning
Sun, 9/28/14	W	23-17	Buffalo	H	71,756	NRG Stadium (closed)	Grass	NA	12:02 p.m. CT	R. Fitzpatrick	E. Manuel
Sun, 10/5/14	L(OT)	17-20	Dallas	A	91,159	AT&T Stadium (closed)	FieldTurf	NA	12:03 p.m. CT	R. Fitzpatrick	T. Romo
Thu, 10/9/14	L	28-33	Indianapolis	H	71,787	NRG Stadium (closed)	Grass	NA	7:26 p.m. CT	R. Fitzpatrick	A. Luck
Mon, 10/20/14	L	23-30	Pittsburgh	A	56,375	Heinz Field	Grass	57°	8:30 p.m. ET	R. Fitzpatrick	B. Roethlisberger
Sun, 10/26/14	W	30-16	Tennessee	A	69,143	LP Field	Grass	73°	12:03 p.m. CT	R. Fitzpatrick	Z. Mettenberger
Sun, 11/2/14	L	21-31	Philadelphia	H	71,780	NRG Stadium (closed)	Grass	NA	12:03 p.m. CT	R. Fitzpatrick	N. Foles
Sun, 11/16/14	W	23-7	Cleveland	A	67,431	FirstEnergy Stadium	Grass	34°	1:03 p.m. ET	R. Mallett	B. Hoyer
Sun, 11/23/14	L	13-22	Cincinnati	H	71,777	NRG Stadium (open)	Grass	71°	12:02 p.m. CT	R. Mallett	A. Dalton
Sun, 11/30/14	W	45-21	Tennessee	H	71,714	NRG Stadium (open)	Grass	76°	12:02 p.m. CT	R. Fitzpatrick	Z. Mettenberger
Sun, 12/7/14	W	27-13	Jacksonville	A	61,070	EverBank Field	Grass	61°	1:03 p.m. ET	R. Fitzpatrick	B. Bortles
Sun, 12/14/14	L	10-17	Indianapolis	A	65,148	Lucas Oil Stadium (closed)	FieldTurf	NA	1:02 p.m. ET	R. Fitzpatrick	A. Luck
Sun, 12/21/14	W	25-13	Baltimore	H	71,771	NRG Stadium (closed)	Grass	NA	12:02 p.m. CT	C. Keenum	J. Flacco
Sun, 12/28/14	W	23-17	Jacksonville	H	71,777	NRG Stadium (closed)	Grass	NA	12:03 p.m. CT	C. Keenum	B. Bortles



## 2015

Head Coach: Bill O'Brien

### Preseason (2-2)

Day, Date	W/L	Score	Opponent	H/A/N	Attend.	Venue (Roof Status)	Surface	Temp.	Kickoff Time	Hou. QB	Opp. QB
Sat, 8/15/15	W	23-0	San Francisco	H	71,403	NRG Stadium (closed)	Grass	NA	7:06 p.m. CT	B. Hoyer	C. Kaepernick
Sat, 8/22/15	L	10-14	Denver	H	71,533	NRG Stadium (closed)	Grass	NA	7:07 p.m. CT	R. Mallett	P. Manning
Sun, 8/30/15	W	27-13	New Orleans	A	72,998	Mercedes-Benz Superdome	UBU Series	75°	3:10 p.m. CT	B. Hoyer	D. Brees
Thu, 9/3/15	L	14-21	Dallas	A	85,067	AT&T Stadium	Artificial Turf	NA	7:07 p.m. CT	T. Savage	D. Vaughan

### Regular Season (9-7 overall; 1st AFC South; 5-3 home; 4-4 away)

Day, Date	W/L	Score	Opponent	H/A/N	Attend.	Venue (Roof Status)	Surface	Temp.	Kickoff Time	Hou. QB	Opp. QB
Sun, 9/13/15	L	20-27	Kansas City	H	71,776	NRG Stadium (closed)	Grass	NA	12:02 p.m. CT	B. Hoyer	A. Smith
Sun, 9/20/15	L	17-24	Carolina	A	73,254	Bank of America Stadium	Grass	88°	1:02 p.m. ET	R. Mallett	C. Newton
Sun, 9/27/15	W	19-9	Tampa Bay	H	71,718	NRG Stadium (closed)	Artificial Turf	NA	12:03 p.m. CT	R. Mallett	J. Winston
Sun, 10/4/15	L	21-48	Atlanta	A	69,904	Georgia Dome (closed)	Field Turf	NA	1:02 p.m. ET	R. Mallett	M. Ryan
Thu, 10/8/15	L	20-27	Indianapolis	H	71,732	NRG Stadium (closed)	Artificial Turf	NA	7:26 p.m. CT	R. Mallett	M. Hasselbeck
Sun, 10/18/15	W	31-20	Jacksonville	A	58,085	EverBank Field	Grass	73°	1:02 p.m. ET	B. Hoyer	B. Bortles
Sun, 10/25/15	L	26-44	Miami	A	65,251	Sun Life Stadium	Grass	84°	1:02 p.m. ET	B. Hoyer	R. Tannehill
Sun, 11/1/15	W	20-6	Tennessee	H	71,630	NRG Stadium (closed)	Artificial Turf	NA	12:02 p.m. CT	B. Hoyer	Z. Mettenberger
Mon, 11/16/15	W	10-6	Cincinnati	A	61,381	Paul Brown Stadium	UBU Series	53°	8:30 p.m. ET	B. Hoyer	A. Dalton
Sun, 11/22/15	W	23-7	N.Y. Jets	H	71,718	NRG Stadium (closed)	Artificial Turf	NA	12:02 p.m. ET	T. Yates	R. Fitzpatrick
Sun, 11/29/15	W	22-13	New Orleans	H	71,778	NRG Stadium (closed)	Artificial Turf	NA	12:02 p.m. CT	B. Hoyer	D. Brees
Sun, 12/6/15	L	21-45	Buffalo	A	68,544	Ralph Wilson Stadium	A-Turf Titan	47°	1:02 p.m. ET	B. Hoyer	T. Taylor
Sun, 12/13/15	L	13-27	New England	H	71,908	NRG Stadium (closed)	Artificial Turf	NA	7:31 p.m. CT	B. Hoyer	T. Brady
Sun, 12/20/15	W	17-10	Indianapolis	A	66,083	Lucas Oil Stadium (closed)	Artificial Turf	NA	1:02 p.m. ET	T. Yates	M. Hasselbeck
Sun, 12/27/15	W	25-13	Tennessee	A	62,153	Nissan Stadium	Artificial Turf	73°	12:02 p.m. CT	B. Weeden	Z. Mettenberger
Sun, 1/3/16	W	23-17	Jacksonville	H	71,899	NRG Stadium (closed)	Artificial Turf	NA	12:02 p.m. CT	B. Hoyer	B. Bortles

### Postseason (0-1 overall; AFC Wild Card; 0-1 home)

Day, Date	W/L	Score	Opponent	H/A/N	Attend.	Venue (Roof Status)	Surface	Temp.	Kickoff Time	Hou. QB	Opp. QB
Sat, 1/9/16	L	0-30	Kansas City	H	71,800	NRG Stadium (closed)	Artificial Turf	NA	3:35 p.m. CT	B. Hoyer	A. Smith



DL J.J. Watt (left) and LB Whitney Mercilus (middle) combined for 6.5 sacks in the Texans' AFC South-clinching victory over the Jacksonville Jaguars on Jan. 3, 2016.



## 2016

Head Coach: Bill O'Brien

### Preseason (4-0)

Day, Date	W/L	Score	Opponent	H/A/N	Attend.	Venue (Roof Status)	Surface	Temp.	Kickoff Time	Hou. QB	Opp. QB
Sun, 8/14/16	W	24-13	San Francisco	A	70,178	Levi's Stadium	Grass	84°	6:05 p.m. CT	B. Osweiler	B. Gabbert
Sat, 8/20/16	W	16-9	New Orleans	H	71,517	NRG Stadium (closed)	Artificial Turf	NA	7:08 p.m. CT	B. Osweiler	D. Brees
Sun, 8/28/16	W	34-24	Arizona	H	71,515	NRG Stadium (closed)	Artificial Turf	NA	3:25 p.m. CT	B. Osweiler	C. Palmer
Thu, 9/1/16	W	28-17	Dallas	A	81,016	AT&T Stadium	Artificial Turf	NA	7:07 p.m. CT	T. Savage	J. Showers

### Regular Season (9-7 overall; 1st AFC South; 7-1 home; 2-6 away)

Day, Date	W/L	Score	Opponent	H/A/N	Attend.	Venue (Roof Status)	Surface	Temp.	Kickoff Time	Hou. QB	Opp. QB
Sun, 9/11/16	W	23-14	Chicago	H	71,933	NRG Stadium (closed)	Artificial Turf	NA	12:05 p.m. CT	B. Osweiler	J. Cutler
Sun, 9/18/16	W	19-12	Kansas City	H	71,890	NRG Stadium (closed)	Artificial Turf	NA	12:02 p.m. CT	B. Osweiler	A. Smith
Thu, 9/22/16	L	0-27	New England	A	66,829	Gillette Stadium	Artificial Turf	68°	8:26 p.m. ET	B. Osweiler	J. Brissett
Sun, 10/2/16	W	27-20	Tennessee	H	71,815	NRG Stadium (closed)	Artificial Turf	NA	12:02 p.m. CT	B. Osweiler	M. Mariota
Sun, 10/9/16	L	13-31	Minnesota	A	66,683	U.S. Bank Stadium	Artificial Turf	NA	12:05 p.m. CT	B. Osweiler	S. Bradford
Sun, 10/16/16W(OT)	26-23	Indianapolis	H	71,891	NRG Stadium (closed)	Artificial Turf	NA	7:32 p.m. ET	B. Osweiler	A. Luck	
Mon, 10/24/16L	9-27	Denver	A	76,865	Sports Authority at Mile High	Grass	71°	6:30 p.m. MT	B. Osweiler	T. Siemian	
Sun, 10/30/16	W	20-13	Detroit	H	71,882	NRG Stadium (closed)	Artificial Turf	NA	12:03 p.m. CT	B. Osweiler	M. Stafford
Sun, 11/13/16	W	24-21	Jacksonville	A	62,091	EverBank Field	Grass	69°	1:05 p.m. ET	B. Osweiler	B. Bortles
Mon, 11/21/16L	20-27	Oakland	A	76,473	Estadio Azteca (Mexico City)	Grass	63°	7:30 p.m. CT	B. Osweiler	D. Carr	
Sun, 11/27/16	L	13-21	San Diego	H	71,897	NRG Stadium (closed)	Artificial Turf	NA	12:02 p.m. CT	B. Osweiler	P. Rivers
Sun, 12/4/16	L	13-21	Green Bay	A	77,867	Lambeau Field	DD GrassMaster	32°	12:02 p.m. CT	B. Osweiler	A. Rodgers
Sun, 12/11/16	W	22-17	Indianapolis	A	65,250	Lucas Oil Stadium	Artificial Turf	NA	1:02 p.m. ET	B. Osweiler	A. Luck
Sun, 12/18/16	W	21-20	Jacksonville	H	71,803	NRG Stadium (closed)	Artificial Turf	NA	12:03 p.m. CT	B. Osweiler	B. Bortles
Sat, 12/24/16	W	12-10	Cincinnati	H	71,836	NRG Stadium (closed)	Artificial Turf	NA	7:26 p.m. CT	T. Savage	A. Dalton
Sun, 1/1/17	L	17-24	Tennessee	A	65,205	Nissan Stadium	Grass	NA	12:02 p.m. CT	T. Savage	M. Cassel

### Postseason (1-1 overall; AFC Wild Card; 1-0 home; 0-1 away)

Day, Date	W/L	Score	Opponent	H/A/N	Attend.	Venue (Roof Status)	Surface	Temp.	Kickoff Time	Hou. QB	Opp. QB
Sat, 1/7/17	W	27-14	Oakland	H	71,790	NRG Stadium (closed)	Artificial Turf	NA	3:35 p.m. CT	B. Osweiler	C. Cook
Sat, 1/14/17	L	16-34	New England	A	66,829	Gillette Stadium	Artificial Turf	28°	8:15 p.m. ET	B. Osweiler	T. Brady



ILB Benardrick McKinney (center) and CB Johnathan Joseph (right) were the leading tacklers in Houston's 27-14 victory over the Oakland Raiders in the AFC Wild Card Round on Jan. 7, 2017. Joseph also added a game-high three passes defended.



## 2017

Head Coach: Bill O'Brien

### Preseason (1-2)

Day, Date	W/L	Score	Opponent	H/A/N	Attend.	Venue (Roof Status)	Surface	Temp.	Kickoff Time	Hou. QB	Opp. QB
Wed, 8/9/17	L	17-27	Carolina	A	72,100	Bank of America Stadium	Grass	81°	7:19 p.m. ET	T. Savage	D. Anderson
Sat, 8/19/17	W	27-23	New England	H	71,504	NRG Stadium (closed)	Artificial Turf	NA	7:07 p.m. CT	T. Savage	T. Brady
Sat, 8/26/17	L	10-13	New Orleans	A	73,064	Mercedes-Benz Superdome	Artificial Turf	NA	7:07 p.m. CT	T. Savage	D. Brees
Thu, 8/31/17	NA	0-0	Dallas								

*\*Game cancelled due to Hurricane Harvey\**

### Regular Season (4-12 overall; 4th AFC South; 3-5 home; 1-7 away)

Day, Date	W/L	Score	Opponent	H/A/N	Attend.	Venue (Roof Status)	Surface	Temp.	Kickoff Time	Hou. QB	Opp. QB
Sun, 9/10/17	L	7-29	Jacksonville	H	71,710	NRG Stadium (closed)	Artificial Turf	NA	12:02 p.m. CT	T. Savage	B. Bortles
Thu, 9/14/17	W	13-9	Cincinnati	A	52,942	Paul Brown Stadium	Artificial Turf	69°	8:26 p.m. ET	D. Watson	A. Dalton
Sun, 9/24/17	L	33-36	New England	A	65,878	Gillette Stadium	Artificial Turf	84°	1:02 p.m. ET	D. Watson	T. Brady
Sun, 10/1/17	W	57-14	Tennessee	H	71,804	NRG Stadium (closed)	Artificial Turf	NA	12:02 p.m. CT	D. Watson	M. Mariota
Sun, 10/8/17	L	34-42	Kansas City	H	71,835	NRG Stadium (closed)	Artificial Turf	NA	7:31 p.m. CT	D. Watson	A. Smith
Sun, 10/15/17	W	33-17	Cleveland	H	71,815	NRG Stadium (closed)	Artificial Turf	NA	12:02 p.m. CT	D. Watson	K. Hogan
Sun, 10/29/17	L	38-41	Seattle	A	69,025	CenturyLink Field	Artificial Turf	50°	1:05 p.m. PT	D. Watson	R. Wilson
Sun, 11/5/17	L	14-20	Indianapolis	H	71,709	NRG Stadium (closed)	Artificial Turf	NA	12:02 p.m. CT	T. Savage	J. Brissett
Sun, 11/12/17	L	7-33	L.A. Rams	A	60,032	L.A. Memorial Coliseum	Grass	68°	1:05 p.m. PT	T. Savage	J. Goff
Sun, 11/19/17	W	31-21	Arizona	H	71,680	NRG Stadium (closed)	Artificial Turf	NA	12:02 p.m. CT	T. Savage	B. Gabbert
Mon, 11/27/17	L	16-23	Baltimore	A	70,357	M&T Bank Stadium	Grass	50°	8:30 p.m. ET	T. Savage	J. Flacco
Sun, 12/3/17	L	13-24	Tennessee	A	62,758	Nissan Stadium	Grass	60°	12:02 p.m. CT	T. Savage	M. Mariota
Sun, 12/10/17	L	16-26	San Francisco	H	71,802	NRG Stadium (closed)	Artificial Turf	NA	12:02 p.m. CT	T. Savage	J. Garoppolo
Sun, 12/17/17	L	7-45	Jacksonville	A	64,701	Everbank Field	Grass	72°	1:02 p.m. ET	T. Yates	B. Bortles
Mon, 12/25/17	L	6-34	Pittsburgh	H	71,842	NRG Stadium (closed)	Artificial Turf	NA	3:32 p.m. CT	T. Yates	B. Roethlisberger
Sun, 12/31/17	L	13-22	Indianapolis	A	60,557	Lucas Oil Stadium	Artificial Turf	NA	1:02 p.m. ET	T. Yates	J. Brissett



The Texans recorded their largest margin of victory in franchise history when they defeated the Tennessee Titans 57-14 in Week 4 of 2017. DB Andre Hal notched two interceptions in the contest as part of the team's total of four, which included one by LB Dylan Cole that was returned for a touchdown.





## 2018

Head Coach: Bill O'Brien

### Preseason (3-1)

Day, Date	W/L	Score	Opponent	H/A/N	Attend.	Venue (Roof Status)	Surface	Temp.	Kickoff Time	Hou. QB	Opp. QB
Thu, 8/9/18	W	17-10	Kansas City	A	58,465	Arrowhead Stadium	Grass	86°	7:31 p.m. CT	D. Watson	P. Mahomes
Sat, 8/18/18	W	16-13	San Francisco	H	71,312	NRG Stadium (closed)	Artificial Turf	NA	7:07 p.m. CT	D. Watson	J. Garoppolo
Sat, 8/25/18	L	20-21	L.A. Rams	A	60,862	L.A. Memorial Coliseum	Grass	80°	3:07 p.m. CT	D. Watson	S. Mannion
Thu, 8/30/18	W	14-6	Dallas	H	71,438	NRG Stadium (closed)	Artificial Turf	NA	7:07 p.m. CT	B. Weeden	C. Rush

### Regular Season (11-5 overall; 1st AFC South; 6-2 home; 5-3 away)

Day, Date	W/L	Score	Opponent	H/A/N	Attend.	Venue (Roof Status)	Surface	Temp.	Kickoff Time	Hou. QB	Opp. QB
Sun, 9/9/18	L	20-27	New England	A	65,878	Gillette Stadium	Artificial Turf	62°	12:02 p.m. CT	D. Watson	T. Brady
Sun, 9/16/18	L	17-20	Tennessee	A	62,372	Nissan Stadium	Grass	81°	12:02 p.m. CT	D. Watson	M. Mariota
Sun, 9/23/18	L	22-27	N.Y. Giants	H	71,838	NRG Stadium (closed)	Artificial Turf	NA	12:02 p.m. CT	D. Watson	E. Manning
Sun, 9/30/18	W	37-34	Indianapolis	A	57,716	Lucas Oil Stadium (open)	Artificial Turf	73°	12:03 p.m. CT	D. Watson	A. Luck
Sun, 10/7/18	W	19-16	Dallas	H	72,008	NRG Stadium (closed)	Artificial Turf	NA	7:22 p.m. CT	D. Watson	D. Prescott
Sun, 10/14/18	W	20-13	Buffalo	H	71,638	NRG Stadium (closed)	Artificial Turf	NA	12:02 p.m. CT	D. Watson	J. Allen
Sun, 10/21/18	W	20-7	Jacksonville	A	66,534	TIAA Bank Field	Grass	68°	12:03 p.m. CT	D. Watson	B. Bortles
Thu, 10/25/18	W	42-23	Miami	H	71,726	NRG Stadium (closed)	Artificial Turf	NA	7:22 p.m. CT	D. Watson	B. Osweiler
Sun, 11/4/18	W	19-17	Denver	A	76,270	Broncos Stadium at Mile High	Grass	53°	3:05 p.m. CT	D. Watson	C. Keenum
Sun, 11/18/18	W	23-21	Washington	A	61,593	FedExField	Grass	56°	12:05 p.m. CT	D. Watson	A. Smith
Mon, 11/26/18	W	34-17	Tennessee	H	71,826	NRG Stadium (closed)	Artificial Turf	NA	7:22 p.m. CT	D. Watson	M. Mariota
Sun, 12/2/18	W	29-13	Cleveland	H	71,741	NRG Stadium (closed)	Artificial Turf	NA	12:03 p.m. CT	D. Watson	B. Mayfield
Sun, 12/9/18	L	21-24	Indianapolis	H	71,814	NRG Stadium (closed)	Artificial Turf	NA	12:03 p.m. CT	D. Watson	A. Luck
Sat, 12/15/18	W	29-22	N.Y. Jets	A	77,982	MetLife Stadium	Artificial Turf	51°	3:30 p.m. CT	D. Watson	S. Darnold
Sun, 12/23/18	L	30-32	Philadelphia	A	69,696	Lincoln Financial Field	Grass	44°	12:02 p.m. CT	D. Watson	N. Foles
Sun, 12/30/18	W	20-3	Jacksonville	H	71,848	NRG Stadium (closed)	Artificial Turf	NA	12:02 p.m. CT	D. Watson	B. Bortles

### Postseason (0-1 overall; AFC Wild Card; 0-1 home)

Day, Date	W/L	Score	Opponent	H/A/N	Attend.	Venue (Roof Status)	Surface	Temp.	Kickoff Time	Hou. QB	Opp. QB
Sat, 1/5/19	L	7-21	Indianapolis	H	71,798	NRG Stadium (closed)	Artificial Turf	NA	3:35 p.m. CT	D. Watson	A. Luck



RB Lamar Miller piled up 103 rushing yards to help the Texans defeat the Browns on Dec. 2, 2018. The win marked Houston's ninth in a row on the season, setting a new franchise record for consecutive wins and making it the first team in NFL history to win nine straight games after starting a season 0-3.



## 2019

**Head Coach:** Bill O'Brien

**Preseason (1-3)**

Day, Date	W/L Score	Opponent	H/A/N	Attend.	Venue (Roof Status)	Surface	Temp.	Kickoff Time	Hou. QB	Opp. QB
Thu, 8/8/19	L 26-28	Green Bay	A	73,928	Lambeau Field	Hybrid Turf	74°	7:06 p.m. CT	J. Webb	C. Sullivan
Sat, 8/17/19	W 30-23	Detroit	H	71,283	NRG Stadium (closed)	Artificial Turf	NA	7:08 p.m. CT	D. Watson	J. Johnson
Sat, 8/24/19	L 0-34	Dallas	A	85,636	AT&T Stadium	Artificial Turf	NA	6:05 p.m. CT	D. Watson	D. Prescott
Thu, 8/29/19	L 10-22	L.A. Rams	H	71,162	NRG Stadium (closed)	Artificial Turf	NA	7:07 p.m. CT	J. Webb	B. Allen

**Regular Season (10-6 overall; 1st AFC South; 5-3 home; 5-3 away)**

Day, Date	W/L Score	Opponent	H/A/N	Attend.	Venue (Roof Status)	Surface	Temp.	Kickoff Time	Hou. QB	Opp. QB
Mon, 9/9/19	L 28-30	New Orleans	A	73,039	Mercedes-Benz Superdome	Artificial Turf	NA	6:10 p.m. CT	D. Watson	D. Brees
Sun, 9/15/19	W 13-12	Jacksonville	H	71,651	NRG Stadium (closed)	Artificial Turf	NA	12:02 p.m. CT	D. Watson	G. Minshew II
Sun, 9/22/19	W 27-20	L.A. Chargers	A	25,349	Dignity Health Sports Park	Grass	87°	1:25 p.m. PT	D. Watson	P. Rivers
Sun, 9/29/19	L 10-16	Carolina	H	71,699	NRG Stadium (closed)	Artificial Turf	NA	12:02 p.m. CT	D. Watson	K. Allen
Sun, 10/6/19	W 53-32	Atlanta	H	71,787	NRG Stadium (closed)	Artificial Turf	NA	12:02 p.m. CT	D. Watson	M. Ryan
Sun, 10/13/19	W 31-24	Kansas City	A	73,323	Arrowhead Stadium	Grass	56°	12:02 p.m. CT	D. Watson	P. Mahomes
Sun, 10/20/19	L 23-30	Indianapolis	A	59,977	Lucas Oil Stadium (open)	Artificial Turf	66°	1:02 p.m. ET	D. Watson	J. Brissett
Sun, 10/27/19	W 27-24	Oakland	H	71,893	NRG Stadium (closed)	Artificial Turf	NA	3:25 p.m. CT	D. Watson	D. Carr
Sun, 11/3/19	W 26-3	Jacksonville	N	84,771	Wembley Stadium	Grass	53°	2:35 p.m. GMT	D. Watson	G. Mishew II
Sun, 11/17/19	W 7-41	Baltimore	A	70,731	M&T Bank Stadium	Grass	44°	1:02 p.m. ET	D. Watson	L. Jackson
Thu, 11/21/19	W 20-17	Indianapolis	H	71,727	NRG Stadium (closed)	Artificial Turf	NA	7:20 p.m. CT	D. Watson	J. Brissett
Sun, 12/1/19	W 28-22	New England	H	72,025	NRG Stadium (closed)	Artificial Turf	NA	7:20 p.m. CT	D. Watson	T. Brady
Sun, 12/8/19	L 24-38	Denver	H	71,769	NRG Stadium (closed)	Artificial Turf	NA	12:02 p.m. CT	D. Watson	D. Lock
Sun, 12/15/19	W 24-21	Tennessee	A	65,265	Nissan Stadium	Grass	45°	12:02 p.m. CT	D. Watson	R. Tannehill
Sat, 12/21/19	W 23-20	Tampa Bay	A	49,036	Raymond James Stadium	Grass	73°	1:00 p.m. ET	D. Watson	J. Winston
Sun, 12/29/19	L 14-35	Tennessee	H	71,794	NRG Stadium (closed)	Artificial Turf	NA	3:25 p.m. CT	A. McCarron	R. Tannehill

**Postseason (1-1 overall; AFC Divisional; 1-0 home; 0-1 away)**

Day, Date	W/L Score	Opponent	H/A/N	Attend.	Venue (Roof Status)	Surface	Temp.	Kickoff Time	Hou. QB	Opp. QB
Sat, 1/4/20	W 22-19	Buffalo	H	71,699	NRG Stadium (closed)	Artificial Turf	NA	3:35 p.m. CT	D. Watson	J. Allen
Sun, 1/12/20	L 31-51	Kansas City	A	73,503	Arrowhead Stadium	Grass	29°	2:05 p.m. CT	D. Watson	P. Mahomes

## 2020

**Head Coach:** Bill O'Brien and Romeo Crennel (Interim)

**Regular Season (4-12 overall; 3rd AFC South; 2-6 home; 2-6 away)**

Day, Date	W/L Score	Opponent	H/A/N	Attend.	Venue (Roof Status)	Surface	Temp.	Kickoff Time	Hou. QB	Opp. QB
Thu, 9/10/20	L 20-34	Kansas City	A	15,895	Arrowhead Stadium	Grass	56°	7:28 p.m. CT	D. Watson	P. Mahomes
Sun, 9/20/20	L 16-33	Baltimore	H	0	NRG Stadium (closed)	Artificial Turf	NA	3:25 p.m. CT	D. Watson	L. Jackson
Sun, 9/27/20	L 21-28	Pittsburgh	A	0	Heinz Field	Grass	79°	1:02 p.m. ET	D. Watson	B. Roethlisberger
Sun, 10/4/20	L 23-31	Minnesota	H	12,102	NRG Stadium (closed)	Artificial Turf	NA	12:00 p.m. CT	D. Watson	K. Cousins
Sun, 10/11/20	W 30-14	Jacksonville	H	12,413	NRG Stadium (closed)	Artificial Turf	NA	12:03 p.m. CT	D. Watson	G. Mishew II
Sun, 10/18/20	L 36-42 (OT)	Tennessee	A	10,166	Nissan Stadium	Grass	61°	12:02 p.m. CT	D. Watson	R. Tannehill
Sun, 10/25/20	L 20-35	Green Bay	H	12,618	NRG Stadium (closed)	Artificial Turf	NA	12:02 p.m. CT	D. Watson	A. Rodgers
Sun, 11/8/20	W 27-25	Jacksonville	A	15,668	TIAA Bank Field	Grass	79°	1:02 p.m. ET	D. Watson	J. Luton
Sun, 11/15/20	L 7-10	Cleveland	A	10,613	FirstEnergy Stadium	Grass	59°	1:37 p.m. ET	D. Watson	B. Mayfield
Sun, 11/22/20	W 27-20	New England	H	12,503	NRG Stadium (open)	Artificial Turf	79°	12:02 p.m. CT	D. Watson	C. Newton
Thu, 11/26/20	W 41-25	Detroit	A	0	Ford Field	Artificial Turf	NA	12:35 p.m. ET	D. Watson	M. Stafford
Sun, 12/6/20	L 20-26	Indianapolis	H	12,316	NRG Stadium (open)	Artificial Turf	57°	12:02 p.m. CT	D. Watson	P. Rivers
Sun, 12/13/20	L 7-36	Chicago	A	0	Soldier Field	Grass	34°	12:02 p.m. CT	D. Watson	M. Trubisky
Sun, 12/20/20	L 20-27	Indianapolis	A	9,992	Lucas Oil Stadium	Artificial Turf	NA	1:02 p.m. ET	D. Watson	P. Rivers
Sun, 12/27/20	L 31-37	Cincinnati	H	12,344	NRG Stadium (closed)	Artificial Turf	NA	12:02 p.m. CT	D. Watson	B. Allen
Sun, 1/3/21	L 38-41	Tennessee	H	12,504	NRG Stadium (open)	Artificial Turf	66°	3:25 p.m. CT	D. Watson	R. Tannehill



## 2021

Head Coach: David Culley

### Preseason (2-1)

Day, Date	W/L	Score	Opponent	H/A/N	Attend.	Venue (Roof Status)	Surface	Temp.	Kickoff Time	Hou. QB	Opp. QB
Sat, 8/14/21	W	26-7	Green Bay	A	72,348	Lambeau Field	Grass	78°	7:00 p.m. CT	T. Taylor	J. Love
Sat, 8/21/21	W	20-14	Dallas	A	72,720	AT&T Stadium (closed)	Artificial Turf	92°	7:08 p.m. CT	T. Taylor	G. Gilbert
Sat, 8/28/21	L	16-23	Tampa Bay	H	70,220	NRG Stadium (closed)	Artificial Turf	84°	7:07 p.m. CT	T. Taylor	T. Brady

### Regular Season (4-13 overall; 3rd AFC South; 2-7 home; 2-6 away)

Day, Date	W/L	Score	Opponent	H/A/N	Attend.	Venue (Roof Status)	Surface	Temp.	Kickoff Time	Hou. QB	Opp. QB
Sun, 9/12/21	W	37-21	Jacksonville	H	68,105	NRG Stadium (closed)	Artificial Turf	87°	12:07 p.m. CT	T. Taylor	T. Lawrence
Sun, 9/19/21	L	21-31	Cleveland	A	67,431	FirstEnergy Stadium	Grass	75°	12:02 p.m. CT	T. Taylor	B. Mayfield
Thu, 9/23/21	L	9-24	Carolina	H	68,320	NRG Stadium (closed)	Artificial Turf	79°	7:23 p.m. CT	D. Mills	S. Darnold
Sun, 10/3/21	L	0-40	Buffalo	A	68,087	Highmark Stadium	Artificial Turf	67°	12:02 p.m. CT	D. Mills	J. Allen
Sun, 10/10/21	L	22-25	New England	H	68,450	NRG Stadium (closed)	Artificial Turf	85°	12:02 p.m. CT	D. Mills	M. Jones
Sun, 10/17/21	L	3-31	Indianapolis	A	57,947	Lucas Oil Stadium (open)	Artificial Turf	58°	12:04 p.m. CT	D. Mills	C. Wentz
Sun, 10/24/21	L	5-31	Arizona	A	60,297	State Farm Stadium (closed)	Grass	83°	3:25 p.m. CT	D. Mills	K. Murray
Sun, 10/31/21	L	22-38	L.A. Rams	H	66,013	NRG Stadium (closed)	Artificial Turf	73°	12:02 p.m. CT	D. Mills	M. Stafford
Sun, 11/7/21	L	9-17	Miami	A	60,232	Hard Rock Stadium	Grass	72°	12:02 p.m. CT	T. Taylor	J. Brissett
Sun, 11/21/21	W	22-13	Tennessee	A	67,395	Nissan Stadium	Grass	56°	12:02 p.m. CT	T. Taylor	R. Tannehill
Sun, 11/28/21	L	14-21	N.Y. Jets	H	65,120	NRG Stadium (closed)	Artificial Turf	56°	12:03 p.m. CT	T. Taylor	Z. Wilson
Sun, 12/5/21	L	0-31	Indianapolis	H	65,291	NRG Stadium (closed)	Artificial Turf	76°	12:02 p.m. CT	T. Taylor	C. Wentz
Sun, 12/12/21	L	13-33	Seattle	H	67,610	NRG Stadium (open)	Artificial Turf	55°	12:02 p.m. CT	D. Mills	R. Wilson
Sun, 12/19/21	W	30-16	Jacksonville	A	60,252	TIAA Bank Field	Grass	76°	12:02 p.m. CT	D. Mills	T. Lawrence
Sun, 12/26/21	W	41-29	L.A. Chargers	H	65,674	NRG Stadium (closed)	Artificial Turf	77°	12:02 p.m. CT	D. Mills	J. Herbert
Sun, 1/2/22	L	7-23	San Francisco	A	71,612	Levi's Stadium	Grass	64°	3:05 p.m. CT	D. Mills	T. Lance
Sun, 1/9/22	L	25-28	Tennessee	H	66,722	NRG Stadium (closed)	Artificial Turf	73°	12:02 p.m. CT	D. Mills	R. Tannehill

## 2022

Head Coach: Lovie Smith

### Preseason (3-0)

Day, Date	W/L	Score	Opponent	H/A/N	Attend.	Venue (Roof Status)	Surface	Temp.	Kickoff Time	Hou. QB	Opp. QB
Sat, 8/13/22	W	17-13	New Orleans	H	69,477	NRG Stadium (closed)	Artificial Turf	86°	7:07 p.m. CT	D. Mills	A. Dalton
Sat, 8/19/22	W	24-20	L.A. Rams	A	70,554	SoFi Stadium (closed)	Artificial Turf	72°	9:07 p.m. CT	D. Mills	J. Wolford
Thur, 8/25/22	W	17-0	San Francisco	H	70,220	NRG Stadium (closed)	Artificial Turf	91°	7:16 p.m. CT	D. Mills	T. Lance

### Regular Season (3-13-1 overall; 4th AFC South; 0-7 home; 3-6 away)

Day, Date	W/L	Score	Opponent	H/A/N	Attend.	Venue (Roof Status)	Surface	Temp.	Kickoff Time	Hou. QB	Opp. QB
Sun, 9/11/22	T	20-20	Indianapolis	H	69,415	NRG Stadium (closed)	Artificial Turf	88°	12:04 p.m. CT	D. Mills	M. Ryan
Sun, 9/18/22	L	9-16	Denver	A	76,191	Empower Field at Mile High	Grass	77°	1:25 p.m. CT	D. Mills	R. Wilson
Sun, 9/25/22	L	20-23	Chicago	A	60,592	Soldier Field	Grass	66°	12:02 p.m. CT	D. Mills	J. Fields
Sun, 10/2/22	L	24-34	L.A. Chargers	H	69,071	NRG Stadium (closed)	Artificial Turf	79°	12:03 p.m. CT	D. Mills	J. Herbert
Sun, 10/9/22	W	13-6	Jacksonville	A	60,018	TIAA Bank Field	Artificial Turf	80°	12:02 p.m. CT	D. Mills	T. Lawrence
Sun, 10/23/22	L	20-38	Las Vegas	A	61,228	Allegiant Stadium	Grass	63°	11:05 p.m. CT	D. Mills	D. Carr
Sun, 10/30/22	L	10-17	Tennessee	H	68,467	NRG Stadium (closed)	Artificial Turf	72°	3:05 p.m. CT	D. Mills	M. Willis
Thur, 11/3/22	L	17-29	Philadelphia	H	68,831	NRG Stadium (closed)	Artificial Turf	78°	7:15 p.m. CT	D. Mills	J. Hurts
Sun, 11/13/22	L	16-24	N.Y. Giants	A	71,615	MetLife Stadium	Artificial Turf	50°	12:02 p.m. CT	D. Mills	D. Jones
Sun, 11/20/22	L	10-23	Washington	H	65,865	NRG Stadium (closed)	Artificial Turf	50°	12:02 p.m. CT	D. Mills	T. Heinicke
Sun, 11/27/22	L	15-30	Miami	A	66,205	Hard Rock Stadium	Grass	87°	12:02 p.m. CT	K. Allen	T. Tagovailoa
Sun, 12/4/22	L	14-27	Cleveland	H	66,523	NRG Stadium (closed)	Artificial Turf	68°	12:02 p.m. CT	K. Allen	D. Watson
Sun, 12/11/22	L	23-27	Dallas	A	93,843	AT&T Stadium	Artificial Turf	54°	12:02 p.m. CT	D. Mills	D. Prescott
Sun, 12/18/22	L	24-30	Kansas City	H	70,541	NRG Stadium (closed)	Artificial Turf	54°	12:02 p.m. CT	J. Driskel	P. Mahomes
Sun, 12/24/22	W	19-14	Tennessee	A	66,634	Nissan Stadium	Grass	20°	1:02 p.m. CT	D. Mills	M. Willis
Sun, 1/1/23	L	3-31	Jacksonville	H	64,581	NRG Stadium (closed)	Artificial Turf	72°	12:02 p.m. CT	D. Mills	T. Lawrence
Sun, 1/8/23	W	32-31	Indianapolis	A	63,655	Lucas Oil Stadium	Artificial Turf	36°	12:02 p.m. CT	D. Mills	S. Ehlinger

# ALL-TIME HEAD COACH RECORDS



Name	Years	REGULAR SEASON				POSTSEASON			OVERALL				Div. Champ.
		W	L	T	Win %	W	L	Win %	W	L	T	Win %	
Dom Capers	2002-05	18	46	0	.281	0	0	.000	18	46	0	.281	0
Gary Kubiak	2006-13 <sup>^</sup>	61	64	0	.488	2	2	.500	63	66	0	.488	2
Wade Phillips	2013*	0	3	0	.000	0	0	.000	0	3	0	.000	0
Bill O'Brien	2014-2020 <sup>#</sup>	52	48	0	.520	2	4	.333	54	52	0	.509	4
Romeo Crennel	2020 <sup>+</sup>	4	8	0	.333	0	0	.000	4	8	0	.333	0
David Culley	2021	4	13	0	.235	0	0	.000	4	13	0	.235	0
Lovie Smith	2022	3	13	1	.176	0	0	.000	3	13	1	.176	0
<b>DeMeco Ryans</b>	<b>2023-Pres.</b>	<b>0</b>	<b>0</b>	<b>0</b>	<b>.000</b>	<b>0</b>	<b>0</b>	<b>.000</b>	<b>0</b>	<b>0</b>	<b>0</b>	<b>.000</b>	<b>0</b>
<b>TOTALS</b>		<b>142</b>	<b>195</b>	<b>1</b>	<b>.420</b>	<b>4</b>	<b>6</b>	<b>.400</b>	<b>146</b>	<b>201</b>	<b>1</b>	<b>.419</b>	<b>6</b>

<sup>^</sup> - Gary Kubiak coached the first 13 games of the 2013 season

\* - Wade Phillips served as interim head coach for the final three games of the 2013 season

<sup>#</sup> - Bill O'Brien coached the first four games of the 2020 season



DeMeco Ryans



Lovie Smith



David Culley



Romeo Crennel



Bill O'Brien



Wade Phillips



Gary Kubiak



Dom Capers

# TEXANS ATTENDANCE RECORDS & ALL-TIME SERIES TOTALS



## TOP 10 HOME ATTENDANCE

Attendance	Date	Opponent	Result
72,025	12/1/19	New England	W, 28-22
72,008	10/7/18	Dallas	W, 19-16 (OT)
71,933	9/11/16	Chicago	W, 23-14
71,908	12/13/15	New England	L, 27-6
71,899	1/3/16	Jacksonville	W, 30-6
71,897	11/27/16	San Diego	L, 21-13
71,893	10/27/19	Oakland	W, 27-24
71,891	10/16/16	Indianapolis	W, 26-23 (OT)
71,890	9/18/16	Kansas City	W, 19-12
71,882	10/30/16	Detroit	W, 20-13

## TOP 10 ROAD ATTENDANCE

Attendance	Date	Opponent	Result
93,843	12/11/22	Dallas	L, 23-27
91,159	10/5/14	Dallas	L, 20-17 (OT)
88,240	9/19/10	Washington	W, 30-27
84,771	11/3/19	Jacksonville	W, 26-3
79,088	10/8/12	N.Y. Jets	W, 23-17
78,843	11/21/10	N.Y. Jets	L, 30-27
78,485	11/5/06	N.Y. Giants	L, 14-10
77,982	12/15/18	N.Y. Jets	W, 29-22
77,875	12/5/04	N.Y. Jets	L, 29-7
77,867	12/4/16	Green Bay	L, 21-13

## OVERALL HOME ATTENDANCE (Regular season only)

Year	Games	Total	Average
2002	8	559,322	69,915
2003	8	563,748	70,468
2004	8	565,192	70,649
2005	8	562,397	70,300
2006	8	561,469	70,184
2007	8	564,159	70,520
2008	8	563,364	70,421
2009	8	564,864	70,608
2010	8	568,643	71,081
2011	8	571,969	71,496
2012	8	573,321	71,665
2013	8	573,271	71,659
2014	8	574,132	71,767
2015	8	574,159	71,769
<b>2016</b>	<b>8</b>	<b>574,947</b>	<b>71,868</b>
2017	8	574,197	71,775
2018	8	574,439	71,805
2019	8	574,499	71,812
2020	8	86,800	12,400
2021	9	601,305	66,811
2022	8	543,294	67,911

## OVERALL AWAY ATTENDANCE (Regular season only)

Year	Games	Total	Average
2002	8	502,400	62,800
2003	8	497,942	62,242
2004	8	544,857	68,107
2005	8	532,541	66,568
2006	8	524,974	65,622
2007	8	515,869	64,483
2008	8	512,254	64,032
2009	8	484,976	60,622
2010	8	539,982	67,498
2011	8	425,729	53,216
2012	8	540,654	67,582
2013	8	530,412	66,302
2014	8	541,851	67,732
2015	8	524,655	65,581
<b>2016</b>	<b>8</b>	<b>557,263</b>	<b>69,658</b>
2017	8	506,250	63,281
2018	8	538,041	67,255
2019	8	501,491	62,686
2020	8	62,334	12,466
2021	8	513,253	64,156
2022	9	619,981	68,886

# ALL-TIME SERIES TOTALS



### TEXANS vs. THE NFL

Team	W	L	T	Pct.
Regular Season	142	185	1	.432
Home games	81	87	1	.479
Road games	61	108	0	.360
vs. AFC	111	140	1	.440
vs. NFC	31	54	0	.364
vs. AFC South	57	67	1	.456
vs. AFC East	19	23	0	.452
vs. AFC North	17	25	0	.404
vs. AFC West	18	24	0	.428
vs. NFC East	6	18	0	.250
vs. NFC North	9	12	0	.428
vs. NFC South	11	9	0	.550
vs. NFC West	5	15	0	.250
September	28	41	1	.400
October	37	46	0	.445
November	35	45	0	.437
December	38	55	0	.408
January	4	8	0	.333
Sunday	128	175	1	.421
Monday	5	10	0	.333
Thursday	6	9	0	.400
Saturday	3	1	0	.750
Postseason	4	6	0	.400
Reg. & Postseason	146	201	1	.419

### TEXANS vs. THE AFC

Team	W	L	T	Pct.
<b>vs. AFC South</b>	<b>57</b>	<b>67</b>	<b>1</b>	<b>.456</b>
Indianapolis	10	31	1	.238
Jacksonville	28	14	0	.666
Tennessee	19	23	0	.452
<b>vs. AFC East</b>	<b>19</b>	<b>23</b>	<b>0</b>	<b>.452</b>
Buffalo	5	5	0	.500
Miami	8	3	0	.727
New England	3	9	0	.250
N.Y. Jets	3	6	0	.333
<b>vs. AFC North</b>	<b>17</b>	<b>24</b>	<b>0</b>	<b>.415</b>
Baltimore	2	9	0	.182
Cincinnati	6	5	0	.545
Cleveland	7	6	0	.538
Pittsburgh	2	5	0	.286
<b>vs. AFC West</b>	<b>18</b>	<b>24</b>	<b>0</b>	<b>.428</b>
Denver	3	6	0	.333
Kansas City	5	7	0	.416
L.A. Chargers	3	6	0	.333
Las Vegas	7	5	0	.583

### TEXANS vs. THE NFC

Team	W	L	T	Pct.
<b>vs. NFC East</b>	<b>6</b>	<b>18</b>	<b>0</b>	<b>.250</b>
Dallas	2	4	0	.333
N.Y. Giants	1	5	0	.166
Philadelphia	0	6	0	.000
Washington	3	3	0	.500
<b>vs. NFC North</b>	<b>9</b>	<b>12</b>	<b>0</b>	<b>.428</b>
Chicago	4	2	0	.666
Detroit	4	1	0	.800
Green Bay	1	4	0	.200
Minnesota	0	5	0	.000
<b>vs. NFC South</b>	<b>11</b>	<b>9</b>	<b>0</b>	<b>.550</b>
Atlanta	3	2	0	.600
Carolina	2	3	0	.400
New Orleans	2	3	0	.400
Tampa Bay	4	1	0	.800
<b>vs. NFC West</b>	<b>5</b>	<b>15</b>	<b>0</b>	<b>.250</b>
Arizona	2	3	0	.400
L.A. Rams	1	4	0	.200
San Francisco	1	4	0	.200
Seattle	1	4	0	.200

# ALL-TIME SERIES RESULTS



## ARIZONA CARDINALS

REGULAR SEASON: 2-3   HOME: 2-0   AWAY: 0-3					
	TEXANS	CARDINALS		ATT.	
12/18/2005	H	30	19	W	70,024
10/11/2009	A	21	28	L	61,819
11/10/2013	A	24	27	L	60,845
11/19/2017	H	31	21	W	71,680
10/24/2021	A	5	31	L	60,297
		111	126		

## CAROLINA PANTHERS

REGULAR SEASON: 2-4   HOME: 1-3   AWAY: 1-1					
	TEXANS	PANTHERS		ATT.	
12/2/2003	H	14	10	W	70,052
9/16/2007	A	34	21	W	73,665
12/18/2011	H	13	28	L	71,540
9/20/2015	A	17	24	L	73,254
9/29/2019	H	10	16	L	71,699
9/23/2021	H	9	24	L	68,320
		97	123		

## DALLAS COWBOYS

REGULAR SEASON: 2-4   HOME: 2-1   AWAY: 0-3					
	TEXANS	COWBOYS		ATT.	
9/8/2002	H	19	10	W	69,604
10/15/2006	A	6	34	L	63,186
9/26/2010	H	13	27	L	71,456
10/5/2014	A	17	20	L(OT)	91,159
10/7/2018	H	19	16	W(OT)	72,008
12/11/2022	A	23	27	L	93,843
		97	134		

## ATLANTA FALCONS

REGULAR SEASON: 3-2   HOME: 3-0   AWAY: 0-2					
	TEXANS	FALCONS		ATT.	
11/30/2003	H	17	13	W	70,388
9/30/2007	A	16	26	L	69,312
12/4/2011	H	17	10	W	71,545
10/4/2015	A	21	48	L	69,904
10/6/2019	H	53	32	W	71,787
		124	129		

## CHICAGO BEARS

REGULAR SEASON: 4-2   HOME: 2-0   AWAY: 2-2					
	TEXANS	BEARS		ATT.	
12/19/2004	A	24	5	W	62,122
12/28/2008	H	31	24	W	70,838
11/11/2012	A	13	6	W	62,410
9/11/2016	H	23	14	W	71,933
12/13/2020	A	7	36	L	0
9/25/2022	A	20	23	L	60,592
		118	108		

## DENVER BRONCOS

REGULAR SEASON: 3-6   HOME: 1-2   AWAY: 2-4					
	TEXANS	BRONCOS		ATT.	
11/7/2004	A	13	31	L	74,292
12/13/2007	H	31	13	W	70,747
12/26/2010	A	23	24	L	73,691
9/23/2012	A	31	25	W	76,566
12/22/2013	H	13	37	L	71,761
10/24/2016	A	9	27	L	76,865
11/4/2018	A	19	17	W	76,270
12/8/2019	H	24	38	L	71,769
9/18/2022	A	9	16	L	76,191
		172	228		

## BALTIMORE RAVENS

REGULAR SEASON: 2-9   HOME: 2-4   AWAY: 0-5					
	TEXANS	RAVENS		ATT.	
12/15/2002	H	19	23	L	70,108
12/4/2005	A	15	16	L	69,909
11/9/2008	H	13	41	L	70,552
12/13/2010	H	28	34	L(OT)	71,413
10/16/2011	A	14	29	L	71,154
10/21/2012	H	43	13	W	71,708
9/22/2013	A	9	30	L	71,168
12/21/2014	H	25	13	W	71,771
11/27/2017	A	16	23	L	70,357
11/17/2019	A	7	41	L	70,731
9/20/2020	H	16	33	L	0
		205	296		

## CINCINNATI BENGALS

REGULAR SEASON: 6-5   HOME: 2-3   AWAY: 4-2					
	TEXANS	BENGALS		ATT.	
11/3/2002	H	3	38	L	69,827
11/9/2003	A	27	34	L	50,437
10/2/2005	A	10	16	L	65,714
10/26/2008	H	35	6	W	70,112
10/18/2009	A	28	17	W	64,019
12/11/2011	A	20	19	W	41,202
11/23/2014	H	13	22	L	71,777
11/16/2015	A	10	6	W	61,381
12/24/2016	H	12	10	W	71,836
9/14/2017	A	13	9	W	52,942
12/27/2020	H	31	37	L	12,344
		202	214		

## DETROIT LIONS

REGULAR SEASON: 4-1   HOME: 2-0   AWAY: 2-1					
	TEXANS	LIONS		ATT.	
9/19/2004	A	16	28	L	61,465
10/19/2008	H	28	21	W	70,081
11/22/2012	A	34	31	W(OT)	64,827
10/30/2016	H	20	13	W	71,882
11/26/2020	A	41	25	W	0
		139	118		

POSTSEASON: 0-1   HOME: 0-0   AWAY: 0-1					
	TEXANS	RAVENS		ATT.	
1/15/2012	A	13	20	L	71,547
		13	20		

POSTSEASON: 2-0   HOME: 2-0   AWAY: 0-0					
	TEXANS	BENGALS		ATT.	
1/7/2012	H	31	10	W	71,725
1/5/2013	H	19	13	W	71,738
		50	23		

## GREEN BAY PACKERS

REGULAR SEASON: 1-4   HOME: 0-3   AWAY: 1-1					
	TEXANS	PACKERS		ATT.	
11/21/2004	H	13	16	L	70,769
12/7/2008	A	24	21	W	70,245
10/14/2012	H	24	42	L	71,702
12/4/2016	A	13	21	L	77,867
10/25/2020	H	20	35	L	12,618
		94	135		

## BUFFALO BILLS

REGULAR SEASON: 5-5   HOME: 3-2   AWAY: 2-3					
	TEXANS	BILLS		ATT.	
10/13/2002	H	24	31	L	70,120
11/16/2003	A	12	10	W	72,677
9/11/2005	A	7	22	L	71,781
11/19/2006	H	21	24	L	70,125
11/1/2009	A	31	10	W	69,790
11/4/2012	H	21	9	W	71,698
9/28/2014	H	23	17	W	71,756
12/6/2015	A	21	30	L	68,544
10/14/2018	H	20	13	W	71,638
10/3/2021	A	0	40	L	68,087
		180	206		

## CLEVELAND BROWNS

REGULAR SEASON: 7-6   HOME: 5-2   AWAY: 2-4					
	TEXANS	BROWNS		ATT.	
10/20/2002	A	17	34	L	73,248
1/2/2005	H	14	22	L	70,724
10/30/2005	H	19	16	W	70,064
12/31/2006	H	14	6	W	70,097
11/25/2007	A	17	27	L	72,730
11/23/2008	A	16	6	W	72,077
11/6/2011	H	30	12	W	71,511
11/16/2014	A	23	7	W	67,431
10/15/2017	H	33	17	W	71,815
12/2/2018	H	29	13	W	71,741
11/15/2020	A	7	10	L	10,613
9/19/2021	A	21	31	L	67,431
12/4/2022	H	14	27	L	66,523
		254	228		

## INDIANAPOLIS COLTS

REGULAR SEASON: 10-32   HOME: 6-15   AWAY: 4-17					
	TEXANS	COLTS		ATT.	
9/22/2002	H	3	23	L	69,204
12/1/2002	A	3	19	L	56,820
10/26/2003	A	21	30	L	56,132
12/28/2003	H	17	20	L	70,680
11/14/2004	A	14	49	L	56,511
12/12/2004	H	14	23	L	70,762
10/23/2005	H	20	38	L	70,621
11/13/2005	A	17	31	L	57,209
9/17/2006	A	24	43	L	56,614
12/24/2006	H	27	24	W	70,132
9/23/2007	H	24	30	L	70,765
12/23/2007	A	15	38	L	57,262
10/5/2008	H	27	31	L	70,118
11/16/2008	A	27	33	L	66,201
11/8/2009	A	17	20	L	66,033
11/29/2009	H	27	35	L	70,990
9/12/2010	H	34	24	W	70,974
11/1/2010	A	17	30	L	66,363
9/11/2011	H	34	7	W	71,444
12/22/2011	A	16	19	L	64,159

POSTSEASON: 1-0   HOME: 1-0   AWAY: 0-0					
	TEXANS	BILLS		ATT.	
1/4/2020	H	22	19	W(OT)	71,699
		22	19		



# ALL-TIME SERIES RESULTS



## NEW YORK GIANTS

REGULAR SEASON: 1-5   HOME: 1-2   AWAY: 0-3				
	TEXANS	GIANTS		ATT.
11/24/2002	H	16	14	W 70,054
11/5/2006	A	10	14	L 78,485
10/10/2010	H	10	34	L 71,110
9/21/2014	A	17	30	L 77,462
9/23/2018	H	22	27	L 71,838
11/13/2022	A	16	24	L 71,615
		91	143	

## SEATTLE SEAHAWKS

REGULAR SEASON: 1-4   HOME: 1-2   AWAY: 0-2				
	TEXANS	SEAHAWKS		ATT.
10/16/2005	A	10	42	L 66,196
12/13/2009	H	34	7	W 70,380
9/29/2013	H	20	23	L(OT) 71,756
10/29/2017	A	38	41	L 69,025
12/12/2021	H	13	33	L 67,610
		115	146	

## WASHINGTON COMMANDERS

REGULAR SEASON: 3-3   HOME: 1-2   AWAY: 2-1				
	TEXANS	COMMANDERS		ATT.
12/22/2002	A	10	26	L 70,291
9/24/2006	H	15	31	L 70,069
9/19/2010	A	30	27	W(OT) 88,240
9/7/2014	H	17	6	W 71,770
11/18/2018	A	23	21	W 61,593
11/20/2022	H	10	23	L 65,865
		105	134	

## NEW YORK JETS

REGULAR SEASON: 3-6   HOME: 1-3   AWAY: 2-3				
	TEXANS	JETS		ATT.
10/19/2003	H	14	19	L 70,623
12/5/2004	A	7	29	L 77,875
11/26/2006	A	11	26	L 76,596
9/13/2009	H	7	24	L 70,118
11/21/2010	A	27	30	L 78,843
10/8/2012	A	23	17	W 79,088
11/22/2015	H	24	17	W 71,718
12/15/2018	A	29	22	W 77,982
11/28/2021	H	14	21	L 65,120
		156	205	

## TAMPA BAY BUCCANEERS

REGULAR SEASON: 4-1   HOME: 2-0   AWAY: 2-1				
	TEXANS	BUCCANEERS		ATT.
12/14/2003	A	3	16	L 65,124
12/9/2007	H	28	14	W 70,237
11/13/2011	A	37	9	W 56,037
9/27/2015	H	19	9	W 71,718
12/21/2019	A	23	20	W 49,036
		110	68	

## TENNESSEE TITANS

REGULAR SEASON: 19-23   HOME: 10-11   AWAY: 9-12				
	TEXANS	TITANS		ATT.
11/10/2002	A	10	17	L 68,804
12/29/2002	H	3	13	L 70,694
10/12/2003	A	17	38	L 68,809
12/21/2003	H	24	27	L 70,758
10/17/2004	A	20	10	W 68,932
11/28/2004	H	31	21	W 70,721
10/9/2005	H	20	34	L 70,430
12/11/2005	A	10	13	L 69,149
10/29/2006	A	22	28	L 69,143
12/10/2006	H	20	26	L(OT) 70,760
10/21/2007	H	36	38	L 70,734
12/2/2007	A	20	28	L 69,143
9/21/2008	A	12	31	L 69,143
12/14/2008	H	13	12	W 70,831
9/20/2009	A	34	31	W 69,143
11/23/2009	H	17	20	L 71,153
11/28/2010	H	20	0	W 70,855
12/19/2010	A	17	31	L 69,143
10/23/2011	A	41	7	W 69,143
1/1/2012	H	22	23	L 71,512
9/30/2012	H	38	14	W 71,581
12/2/2012	A	24	10	W 69,143
9/15/2013	H	30	24	W(OT) 71,718
12/29/2013	A	10	16	L 69,143
10/26/2014	A	30	16	W 69,143
11/30/2014	H	45	21	W 71,714
11/1/2015	H	20	6	W 71,630
12/27/2015	A	34	6	W 62,153
10/2/2016	H	27	20	W 71,815
1/1/2017	A	17	24	L 65,205
10/1/2017	H	57	14	W 71,804
12/3/2017	A	13	24	L 62,758
9/16/2018	A	17	20	L 62,372
11/26/2018	H	34	17	W 71,826
12/15/2019	A	24	21	W 65,265
12/29/2019	H	14	35	L 71,794
10/18/2020	A	36	42	L(OT) 10,166
1/3/2021	H	38	41	L 12,504
11/21/2021	A	22	13	W 67,395
1/9/2022	H	25	28	L 66,722
10/30/2022	H	10	17	L 68,467
12/24/2022	A	19	14	W 66,634
		993	891	

## PHILADELPHIA EAGLES

REGULAR SEASON: 0-6   HOME: 0-3   AWAY: 0-3				
	TEXANS	EAGLES		ATT.
9/29/2002	A	17	35	L 64,867
9/10/2006	H	10	24	L 70,180
12/2/2010	A	24	34	L 69,144
11/2/2014	H	21	31	L 71,780
12/23/2018	A	30	32	L 69,696
11/3/2022	H	17	29	L 68,831
		119	185	

## PITTSBURGH STEELERS

REGULAR SEASON: 2-5   HOME: 1-2   AWAY: 1-3				
	TEXANS	STEELERS		ATT.
12/8/2002	A	24	6	W 58,551
9/18/2005	H	7	27	L 70,742
9/7/2008	A	17	38	L 64,001
10/2/2011	H	17	10	W 71,585
10/20/2014	A	23	30	L 56,375
12/25/2017	H	6	34	L 71,842
9/27/2020	A	21	28	L 0
		115	173	

## SAN FRANCISCO 49ERS

REGULAR SEASON: 1-4   HOME: 1-1   AWAY: 0-3				
	TEXANS	49ERS		ATT.
1/1/2006	A	17	20	L(OT) 67,970
10/25/2009	H	24	21	W 70,820
10/6/2013	A	3	34	L 69,732
12/10/2017	H	16	26	L 71,802
1/2/2022	A	7	23	L 71,612
		67	124	







**^ DENOTES DRAFT PICK**

All appeared on the 53-man roster for at least one game

- A**
- 47 Abbate, Jon, LB, Wake Forest, 2007
  - 78 Aboushi, Oday, G, Virginia, 2015-16
  - 59 Acholonu, D.D., LB, Washington St., 2004
  - 74 Adams, Aaron, T, Eastern Kentucky, 2015
  - 19 Adams, Charlie, WR, Hofstra, 2006
  - 70 Adams, Jeff, T, Columbia, 2014-16
  - 89 Adams, Jerell, TE, South Carolina, 2019
  - 27 Adams, Mike, S, Delaware, 2019
  - 50 Adams, Tyrell, ILB, West Georgia, 2018-20
  - 37 Addae, Jahleel, S, Central Michigan, 2019
  - 97 Addison, Mario, DL, Troy, 2022
  - 52 ^Adibi, Xavier, LB, Virginia Tech, 2008-10
  - 88 ^Akins, Jordan, TE, Central Florida, 2018-22
  - 54 Alexander, Mister, ILB, Florida St., 2011-12
  - 22 Alexander, Roc, CB, Washington, 2006-07
  - 20 Allen, James, RB, Oklahoma, 2002
  - 30 Allen, Jason, CB, Tennessee, 2010-11
  - 79 Allen, Jeff, G, Illinois, 2016-17
  - 3 Allen, Kyle, QB, Houston, 2022
  - 98 Alufohai, Auzoyah, DT, West Georgia, 2020
  - 89 Amendola, Danny, WR, Texas Tech, 2021
  - 50 ^Anderson, Charlie, LB, Mississippi, 2004-07
  - 14/17/89 ^Anderson, David, WR, Colorado St., 2006-11
  - 27 Anderson, Jason, RB, South Dakota, 2005
  - 96 Anderson, Mark, DE, Alabama, 2010
  - 89 Anderson, Stephen, TE, California, 2016-17
  - 91 Ankrah, Jason, OLB, Nebraska, 2014
  - 9 Anger, Bryan, P, California, 2019-20
  - 30 Armstrong, Cornell, CB, Southern Mississippi, 2019-20
  - 87/88 Armstrong, Derick, WR, Arkansas-Monticello, 2003-05
  - 25 Arnold, Grayland, SS, Baylor, 2021-22
  - 37 Aubrey, Josh, S, Stephen F. Austin, 2014
  - 83 Auclair, Antony, TE, Laval, 2021
  - 61 Austin, Thomas, C, Clemson, 2011

- B**
- 93 ^Babin, Jason, LB, Western Michigan, 2004-06
  - 23 Bademosi, Johnson, CB, Stanford, 2018
  - 22 Ball, Alan, CB, Illinois, 2012
  - 39 ^Ballentine, Lonnie, S, Memphis, 2014-16
  - 33 Banks, Johnthan, CB, Mississippi State, 2017
  - 12 Banks, Tony, QB, Michigan St., 2002-05
  - 34 ^Barber, Dominique, FS, Minnesota, 2008-11
  - 51 Barber, Shawn, LB, Richmond, 2007
  - 67 Barry, Kevin, T, Arizona, 2007
  - 98 ^Barwin, Connor, DE/OLB, Cincinnati, 2009-12
  - 47 ^Baxter, Jarrrod, FB, New Mexico, 2002-04
  - 81 Baylis, Evan, TE, Oregon, 2017
  - 12 Beck, John, QB, BYU, 2012
  - 68 Bedell, Brad, T, Colorado, 2006
  - 33 Bell, Jason, CB, UCLA, 2002-05
  - 57 Bell, Marcus, LB, Arizona, 2004
  - 20 Benjamin, Eno, RB, Arizona State, 2022
  - 32 ^Bennett, Fred, CB, South Carolina, 2007-09
  - 57 Bentley, Kevin, LB, Northwestern, 2008-10
  - 62 Benzschawel, Beau, OL, Wisconsin, 2020
  - 68 Bergstrom, Tony, C, Utah, 2016
  - 50 Bing, Darnell, LB, USC, 2010
  - 88 Black, Avion, WR, Tennessee St., 2002
  - 71 Black, Jordan, T, Notre Dame, 2007
  - 90 ^Blacklock, Ross, DT, TCU, 2020-21
  - 97 Blackson, Angelo, DE, Auburn, 2017-19
  - 99 Blade, Willie, DE, Mississippi St., 2002
  - 28 ^Blue, Alfred, RB, LSU, 2014-18
  - 28 Boddy-Calhoun, Brian, CB, Minnesota, 2019
  - 56 ^Booker IV, Thomas, DL, Stanford, 2022
  - 16 ^Bonner, Alan, WR, Jacksonville St., 2013-15
  - 28 Boulware, Michael, S, Florida St., 2007
  - 21/34 Bouye, A.J., CB, Central Florida, 2013-16
  - 71 Boselli, Tony, T, USC, 2002
  - 7 Boyd, Shane, QB, Kentucky, 2007
  - 85 Bradford, Corey, WR, Jackson St., 2002-05
  - 50 Braman, Bryan, OLB, West Texas A&M, 2011-13
  - 65 Briisiel, Mike, G, Colorado State, 2007-11
  - 71 Britt, Justin, C, Missouri, 2021-22
  - 79 ^Brooks, Brandon, G, Miami (Ohio), 2012-15
  - 8 Brooks, Terrence, S, Florida State, 2021
  - 97 Brown, Andrew, DT, Virginia, 2020
  - 24 ^Brown, C.C., SS, Louisiana-Lafayette, 2005-08
  - 22 Brown, Chris, RB, Colorado, 2008-09
  - 76 ^Brown, Duane, T, Virginia Tech, 2008-17
  - 24 Brown, Eric, SS, Mississippi St., 2002-04
  - 48 Brown, Kourtnei, OLB, Clemson, 2015
  - 3 Brown, Kris, K, Nebraska, 2002-09
  - 67 ^Brown, Milford, G, Florida St., 2002-05

- 85 Brown, Pharaoh, TE, Oregon, 2020-22
- 22 Brown, Ronnie, RB, Auburn, 2014
- 98 Browner, Keith, DE, California, 2014
- 87 Bruener, Mark, TE, Washington, 2004-08
- 31 Buchanon, Phillip, CB, Miami, 2005-06
- 4 ^Bullock, Randy, K, Texas A&M, 2012-15
- 53 Bullough, Max, ILB, Michigan State, 2014-16
- 79 Bulman, Tim, DT, Boston College, 2006-11
- 28 Burkhead, Rex, RB, Nebraska, 2021-22
- 20 Burley, Marcus, CB, Delaware, 2017
- 22 ^Burns, Curry, FS, Louisville, 2003
- 39 Burton, Deante, CB, Kansas State, 2018
- 40 Busing, John, FS, Miami (OH), 2009
- 78 Butler, Rashad, T, Miami, 2007-12
- 89 Byrne, Jake, TE, Wisconsin, 2013

- C**
- 62 ^Caldwell, Antoine, C/G, Alabama, 2009-12
  - 17 Camp, Jalen, WR, Georgia Tech, 2021-22
  - 39 Campbell, Ibraheim, S, Northwestern, 2017
  - 53 Campbell, Khary, LB, Bowling Green, 2009
  - 60 Cann, A.J., G, South Carolina, 2022
  - 61 Cannon, Marcus, T, TCU, 2021
  - 36 ^Carmichael, Roc, CB, Virginia Tech, 2011-12
  - 8 ^Carr, David, QB, Fresno St., 2002-06
  - 59 Carroll, Travis, LB, Florida, 2003
  - 36 Carter, Chris, FS, Texas, 2002
  - 14 Carter, DeAndre, WR, Sacramento State, 2018-20
  - 75 Carter, Ron'Dell, LB, James Madison, 2021
  - 86 ^Casey, James, TE/FB, Rice, 2009-12
  - 53 Cashman, Blake, LB, Minnesota, 2022
  - 59 Chamberlin, Frank, LB, Boston College, 2005
  - 43 Chesley, Anthony, DB, Coastal Carolina, 2020
  - 72 Christian Sr., Geron, T, Louisville, 2021
  - 74 Clabo, Tyson, T, Wake Forest, 2014
  - 74/77 Clark, Chris, T, Southern Mississippi, 2015-17, 2019
  - 55 Clark, Danny, LB, Illinois, 2007
  - 1 Clemens, Kellen, QB, Oregon, 2011
  - 96 Clements, Chunky, NT, Illinois, 2017
  - 50 Clemons, Charlie, LB, Georgia, 2003
  - 58 ^Cliett, Reshard, ILB, South Florida, 2015
  - 90 ^Clowney, Jadeveon, DE/OLB, South Carolina, 2014-18
  - 40 Clutts, Tyler, FB, Fresno State, 2012
  - 18 Cobb, Randall, WR, Kentucky, 2020
  - 60/96 Cochran, Earl, DE, Alabama State, 2006-08
  - 95 Cody, Shaun, DT/NT, USC, 2009-12
  - 51 Cole, Dylan, ILB, Missouri State, 2017-20
  - 42 Coleman, Marcus, CB, Texas Tech, 2002-05
  - 53 Coley, Kevis, LB, Southern Mississippi, 2008
  - 18 Conley, Chris, WR, Georgia, 2022
  - 97 Collins, Maliek, DT, Nebraska, 2021-22
  - 12 ^Collins, Nico, WR, Michigan, 2021-22
  - 22 Colvin, Aaron, CB, Oklahoma, 2018-19
  - 45 Comella, Greg, FB, Stanford, 2003
  - 18 Conley, Chris, WR, Georgia, 2021
  - 22 Conley, Gareon, CB, Ohio State, 2019-20
  - 43 Cook, Jameel, FB, Illinois, 2006-07
  - 13 Cooks, Brandin, WR, Oregon State, 2020-22
  - 82 ^Coulter, Isaiah, WR, Rhode Island, 2020
  - 16 ^Coutee, Keke, WR, Texas Tech, 2018-20
  - 95 ^Covington, Christian, DE, Rice, 2015-18



**ILB Brian Cushing was named the AP Defensive Rookie of the Year in 2009 and is the Texans' all-time leading tackler (664).**

- 40 Cox, Curome, S, Maryland, 2007
- 28 ^Crawford, Xavier, CB, Central Michigan, 2019
- 93 ^Crick, Jared, DE, Nebraska, 2012-15
- 36 Cromartie, Marcus, S, Wisconsin, 2017
- 35 Crossen, Keion, CB, Western Carolina, 2019-20
- 41 ^Cunningham, Zach, ILB, Vanderbilt, 2017-21
- 56 ^Cushing, Brian, ILB, USC, 2009-17

- D**
- 75 Dalton, Lional, DT, Eastern Michigan, 2006
  - 8 Daniel, Trevor, P, Tennessee, 2018-19
  - 2 Daniels, B.J., QB, South Florida, 2015
  - 81 ^Daniels, Owen, TE, Wisconsin, 2006-13
  - 70 ^Davenport, Julián, T, Bucknell, 2017-18
  - 11 Davis, André, WR, Virginia Tech, 2007-10
  - 14 Davis, Davion, WR, Sam Houston, 2021
  - 37 ^Davis, Domanick, RB, LSU, 2003-06 (also known as Domanick Williams)
  - 90/97 Davis, Jason, DE, West Virginia, 2003, 2005
  - 60 Dawson, Curry, T, Angelo State, 2003
  - 87 Dawson, JaJuan, WR, Tulane, 2002
  - 36 Dayne, Ron, RB, Wisconsin, 2006-07
  - 31 Decoud, Treston, CB/S, Oregon State, 2017
  - 76 Deculus, Austin, T, LSU, 2022
  - 95 Deloach, Jerry, DE, California, 2002-05
  - 17 Delhomme, Jake, QB, La-Lafayette, 2011
  - 27/32/39 Demps, Quintin, SS, UTEP, 2010-12, 2015-16
  - 47 Demps, Will, FS, San Diego State, 2007-08
  - 81 Denham, Anthony, TE, Utah, 2014-15
  - 77 Denney, Ryan, DE, BYU, 2010
  - 28 Dennis, Pat, CB, La-Monroe, 2002-03
  - 50 Dent, Akeem, ILB, Georgia, 2014-16
  - 19 ^Dickerson, Dorin, WR, Pittsburgh, 2010
  - 54/91 ^Diles, Zac, LB, Kansas State, 2007-10, 2014
  - 36 ^Dillon, K.J., S, West Virginia, 2016
  - 52 Dobbins, Tim, ILB, Iowa State, 2011-13
  - 2 Dorsett II, Phillip, WR, Miami (Fla.), 2021-22
  - 66 Dorsey, Char-ron, T, Florida St., 2002
  - 85 Dreesen, Joel, TE, Colorado State, 2007-11
  - 6 Driskel, Jeff, QB, Louisiana Tech, 2021-22
  - 23/40 Drummond, Kurtis, S, Michigan State, 2015-17
  - 92 Dunn, Brandon, DT, Louisville, 2015-20
  - 98 Dwumfour, Michael, DT, Rutgers, 2021-22

- E**
- 26 ^Earl, Glenn, SS, Notre Dame, 2004-07
  - 16 Eberle, Dominik, K, Utah State, 2021
  - 33 Echemandu, Adimchinobi, RB, California 2007
  - 53 ^Ejiofor, Duke, OLB, Wake Forest, 2018-20
  - 60 Eldrenkamp, Jake, G, Washington, 2021
  - 38 Ellington, Andre, RB, Clemson, 2017
  - 12 Ellington, Bruce, WR, South Carolina, 2017
  - 56 Emanuel, Kyle, ILB, North Dakota State, 2020
  - 34 ^Ervin, Tyler, RB, San Jose State, 2016-18
  - 65 Evans, Brandon, G, Houston, 2004
  - 35 Evans, Leomont, SS, Clemson, 2002
  - 54 Evans, Troy, LB, Cincinnati, 2002-06

- F**
- 38 ^Faggins, DeMarcus, CB, Kansas St., 2002-08
  - 7 Fairbairn, Ka'imi, K, UCLA, 2016-21
  - 87 Fells, Darren, TE, California-Irvine, 2019-20
  - 25 Ferguson, Nick, SS, Georgia Tech, 2008-09
  - 87 ^Fiedorowicz, C.J., TE, Iowa, 2014-17
  - 39 Fields II, Mark, CB, Clemson, 2020
  - 14 Fitzpatrick, Ryan, QB, Harvard, 2014
  - 58 Flanagan, Mike, C, UCLA, 2006-07
  - 21 Fletcher, Jamar, CB, Wisconsin, 2007
  - 93 Flowers, Erik, LB, Arizona St., 2002
  - 58 Foley, Steve, LB, La-Monroe, 2003
  - 27 ^Foreman, D'Onta, RB, Texas, 2017-18
  - 56 Foreman, Jay, LB, Nebraska, 2002-04
  - 28 Forsett, Justin, RB, California, 2012
  - 23/27/37 Foster, Arian, RB, Tennessee, 2009-15
  - 45 Fox, Keyaron, LB, Georgia Tech, 2012
  - 38 Francis, Cobi, CB, Memphis, 2022
  - 20 Freeman, Robert, CB, Clark Atlanta, 2003
  - 26 Freeman, Royce, RB, Oregon, 2021-22
  - 77 Froholdt, Hjalte, OL, Arkansas, 2020
  - 75 ^Frye, Brandon, T, Virginia Tech, 2007
  - 15 ^Fuller V, Will, WR, Notre Dame, 2016-20
  - 61 Fuller, Kyle, C/G, Baylor, 2017
  - 73 Fulton, Zach, G, Tennessee, 2018-20

- G**
- 35 Gado, Samkon, RB, Liberty, 2006
  - 86 ^Gaffney, Jabar, WR, Florida, 2002-05
  - 29 Gaines, Phillip, CB, Rice, 2019-20
  - 7 Garcia, Jeff, QB, San Jose State, 2011
  - 66 Gardner, Andrew, T, Georgia Tech, 2011-13
  - 25 Garrett, Kevin, CB, SMU, 2006
  - 68 Giacomini, Breno, T, Louisville, 2017
  - 81 Gideon, Sherrod, WR, Southern Mississippi, 2002
  - 21 Gilchrist, Marcus, S, Clemson, 2017
  - 44 ^Gillaspia, Cullen, FB, Texas A&M, 2019-20
  - 39 Gipson Sr., Tashaun, S, Wyoming, 2019
  - 31 Glenn, Aaron, CB, Texas A&M, 2002-04



52 Gooden, Tavares, LB, Miami, 2013  
 70 Graham, DeMingo, G, Hofstra, 2002  
 88 ^Graham, Garrett, TE, Wisconsin, 2010-15  
 37 Graham, Ray, RB, Pittsburgh, 2013  
 17 Graham, Shayne, K, Virginia Tech, 2012  
 16 Gray, Deanté, WR, TCU, 2017  
 30 Green, Ahman, RB, Nebraska, 2007-08  
 90 ^Green, Howard, DT, LSU, 2002  
 77 Green, Jarvis, DE, LSU, 2010

## G (cont.)

14 Green, T.J., CB, Clemson, 2021  
 59 ^Green, Kenyon, G, Texas A&M, 2022  
 92 Green, Rasheem, DE, USC, 2022  
 52 ^Greenard, Jonathan, OLB, Florida, 2020-22  
 58 Greenhouse, Isaiah, LB, Northwestern State, 2010  
 56 Greenwood, Morlon, LB, Syracuse, 2005-08  
 84 ^Griffin, Ryan, TE, Connecticut, 2013-18  
 45 Griffith, Justin, FB, Mississippi State, 2010  
 41/43 Grimes, Jonathan, RB, William & Mary, 2012-16  
 5 Grossman, Rex, QB, Florida, 2009  
 51 Grugier-Hill, Kamu, LB, Eastern Illinois, 2021

## H

29 ^Hal, Andre, S, Vanderbilt, 2014-18  
 72 Hall, Barry, T, Middle Tennessee St., 2002  
 48 Hall, Nate, ILB, Northwestern, 2020  
 96 Hall, P.J., DT, Sam Houston State, 2020  
 34 Hairston, Troy, Central Michigan, 2022  
 17 Hamilton, Cobi, WR, Arkansas, 2017  
 17 Hansen, Chad, WR, California, 2020  
 35 Hansen, Jake, LB, Illinois, 2022  
 28/26 Hargreaves III, Vernon, CB, Florida, 2019-21  
 81 Harris, Atnaf, WR, CS-Northridge, 2002  
 26 ^Harris, Brandon, CB, Miami, 2011-13  
 48 Harris, Christian, LB, Alabama, 2022  
 82 Harris, Clark, TE, Rutgers, 2008  
 94 Harris, Demone, DE, Buffalo, 2021-22  
 91 Harris, Ra'Shon, NT, Oregon, 2012  
 68 Harris, Ryan, T, Notre Dame, 2012-13  
 31 ^Harrison, Brandon, S, Stanford, 2007-08  
 2 Hartmann, Brett, P, Central Michigan, 2011  
 93 Heath, Joel, DE, Michigan State, 2016-19  
 34 Hebert, Kyries, FS, La.-Lafayette, 2002  
 67 ^Heck, Charlie, T, North Carolina, 2020-22  
 50 Heeney, Ben, ILB, Kansas, 2017  
 8 Heinicke, Taylor, QB, Old Dominion, 2017  
 76 Henderson, Seantrel, T, Miami (Fla.), 2018-19  
 27 Henry, Chris, RB, Arizona, 2009  
 75 Herndon, Jimmy, T, Houston, 2002-03  
 43 Hewitt, Neville, LB, Marshall, 2021  
 87 ^Hill, Anthony, TE, North Carolina St., 2009-10  
 94 ^Hill, Charles, DT, Maryland, 2002  
 51 Hill-Grugier, Kamu, Eastern Illinois, 2021-22  
 27 Hilliard, Dontrell, RB, Tulane, 2020  
 93 Hinich, Kurt, DT, Notre Dame, 2022  
 63/55/57 ^Hodgdon, Drew, C, Arizona St., 2005-07  
 16 ^Holliday, Trindon, WR, LSU, 2010-12  
 25 ^Hollings, Tony, RB, Georgia Tech, 2003-05  
 89 Holloway, Jabari, TE, Notre Dame, 2002-03  
 10 ^Hopkins, DeAndre, WR, Clemson, 2013-19  
 29 Horton, Jason, CB, North Carolina A&T, 2007  
 58 Houston, Lamarr, OLB, Texas, 2017  
 83 Howard, O.J., TE, Alabama, 2022  
 71 ^Howard, Tytus, G/T, Alabama State, 2019-22  
 38 Howell, Buddy, RB, Florida Atlantic, 2018-20  
 7 Hoyer, Brian, QB, Michigan State, 2015  
 55 Hughes, Jerry, DE, TCU, 2022  
 33 Hunt, Akeem, RB, Purdue, 2015-16  
 72 Hunter, David, DE, Houston, 2012  
 34 Hutchins, Von, CB/FS, Mississippi, 2006-07  
 23 Hyde, Carlos, RB, Ohio State, 2019

## I

2 Ingram II, Mark, RB, Alabama, 2021  
 87 Inslay, Trevor, WR, Nevada-Reno, 2002  
 94 Ioane, Junior, DT, Arizona State, 2003-05

## J

25 ^Jackson, Kareem, CB/S, Alabama, 2010-18  
 62 Jackson, Scott, T, Brigham Young, 2006-08  
 53 James, Bradie, LB, LSU, 2012  
 31 James, Charles, CB, Charleston Southern, 2015-16  
 96/99 Jamison, Tim, DE, Michigan, 2009-14  
 18 Jean, Lestar, WR, Florida Atlantic, 2011-13  
 54 Jefferson, Willie, OLB, Stephen F. Austin, 2013  
 84 Jenkins, Darnell, WR, Miami, 2008  
 44 Jenkins, Jelani, ILB, Florida, 2017

50 Jenkins, Jordan, DE, Georgia, 2021  
 32/1 ^Johnson Jr., Lonnie, DB, Kentucky, 2019-21  
 80 ^Johnson, Andre, WR, Miami, 2003-14  
 89 Johnson, Bryant, WR, Penn State, 2011  
 13 Johnson, Damaris, WR, Tulsa, 2014  
 31 Johnson, David, RB, Northern Iowa, 2020-21  
 28 Johnson, Dennis, RB, Arkansas, 2013  
 25 Johnson, Derrick, CB, Washington, 2006  
 64 Johnson, Dorian, G, Pittsburgh, 2017  
 25 Johnson, Duke, RB, Miami (Fla.), 2019-20  
 93 Johnson, Jaleel, DT, Iowa, 2021-22  
 88 Johnson III, Johnny, WR, Oregon, 2022  
 5/8 Johnson, Josh, QB, San Diego, 2017  
 18 Johnson, Tyler, WR, Minnesota, 2022  
 18 Johnson, Tyrone, WR, Oklahoma State, 2022  
 30 ^Johnson, Kevin, CB, Wake Forest, 2015-18  
 63 Johnson, Roderick, T, Florida State, 2018-20  
 96 Johnson, Thomas, DT, Middle Tennessee State, 2006  
 75/99 ^Johnson, Travis, DT, Florida St., 2005-08  
 11 Johnson, Cameron, P, Ohio State, 2021-22  
 18 Jones, Andy, WR, Jacksonville, 2017  
 60 ^Jones, Ben, C, Georgia, 2012-15  
 20 Jones, Don, S, Arkansas State, 2016  
 5 Jones, Donnie, P, LSU, 2012  
 18 Jones, Dwaune, WR, Richmond, 2002  
 73 Jones, Garrick, T, Arkansas St., 2003-04  
 33 Jones, Greg, FB, Florida St., 2013  
 34 Jones, Taiwan, RB, Eastern Washington, 2019  
 12 ^Jones, Jacoby, WR, Lane College, 2007-11  
 83 ^Joppru, Bennie, TE, Michigan, 2003-05  
 9 ^Jordan, Brevin, TE, Miami (Fla.), 2021-22  
 24 Joseph, Johnathan, CB, South Carolina, 2011-19

## K

58 ^Kalambayi, Peter, ILB, Stanford, 2018-20  
 94 Kalu, N.D., DE, Rice, 2006-08  
 94 Kamalu, Ufomba, DE, Miami (Fla.), 2016-17  
 39 Karim, Deji, RB, Southern Illinois, 2013  
 60 Keathley, Michael, G, TCU, 2003  
 7 Keenum, Case, QB, Houston, 2013-14  
 53 Keglur, Stanford, LB, Purdue, 2010  
 64 Kelemete, Senio, G, Washington, 2018-20  
 88 Kent, Rashod, TE, Rutgers, 2003  
 51 ^Keo, Shiloh, S, Idaho, 2011-14  
 33 Kershaw, William, LB, Maryland, 2007  
 49 Keyes, Josh, ILB, Boston College, 2018  
 78 Killings, Cedric, DT, Carson-Newman, 2006-07  
 25 King II, Desmond, CB, Iowa, 2021-22  
 58 Kirksey, Christian, LB, Iowa, 2021-22  
 62 Kupper, Alex, C, Louisville, 2013

## L

42 Landrum, Chris, OLB, Jacksonville State, 2019  
 96 Langford, Kendall, DE, Hampton, 2017  
 58 Lamar, Jason, LB, Toledo, 2002  
 63/74 Lamm, Kendall, T, Appalachian State, 2015-18  
 44 Leach, Vonta, FB, East Carolina, 2006-10  
 9 Lecler, Shane, P, Texas A&M, 2013-17  
 9/11 Leinart, Matt, QB, USC, 2010-11  
 17 Lemon, Alec, WR, Syracuse, 2013  
 97 Lewis, Damione, DT, Miami, 2010  
 86 Lewis, Derrick, WR, San Diego State, 2006  
 84 Lewis, Jermaine, WR, Maryland, 2002  
 21 Lewis, Kendrick, S, Mississippi, 2014  
 54 Lewis, LaTroy, OLB, Tennessee, 2017  
 6 Lewis, Thad, QB, Duke, 2014  
 30 Lindsay, Phillip, RB, Colorado, 2021  
 93 Liuget, Corey, DT, Illinois, 2020  
 91 ^Lopez, Roy, DT, Arizona, 2021-22  
 20 ^Lord, Jammal, FS, Nebraska, 2004-05  
 62 Lorenti, Chris, C, Central Florida, 2002-03  
 33 ^Lundy, Wall, RB, Virginia, 2006  
 64 Lynch, Ben, C, California, 2003

## M

43 Mack, Elbert, CB, Troy, 2013-14  
 34 Mack, Stacey, RB, Temple, 2003  
 95 Maddox, Anthony, DT, Delta State, 2006-07  
 15 Maehl, Jeff, WR, Oregon, 2011  
 88 Malleck, Ryan, TE, Virginia Tech, 2017  
 15 Mallett, Ryan, QB, Arkansas, 2014-15  
 97 Malone, Alfred, DE, Troy, 2005-06  
 65 Mancz, Greg, C, Toledo, 2015-20  
 38 Manning, Danieal, S, Abilene Christian, 2011-14  
 57 Manning, Roy, LB, Michigan, 2006  
 54 Martin, Jacob, OLB, Temple, 2019-21  
 82 ^Martin, Keshawn, WR, Michigan State,

2012-15  
 66 ^Martin, Nick, C, Notre Dame, 2016-20  
 99 Martin, Steve, DT, Missouri, 2003  
 90 Martin, Terrance, DT, North Carolina St., 2003  
 17 Martinez, Glenn, WR, Saginaw Valley St., 2009  
 82 Mason, Derrick, WR, Michigan State, 2011  
 32 Mathieu, Tyrann, S, LSU, 2018  
 13 ^Mathis, Jerome, WR, Hampton, 2005-07  
 44 Maybin, Reeves, Jalen, Tennessee, 2022  
 53 Mays, Joe, ILB, North Dakota State, 2013  
 21/41 ^McCain, Brice, CB, Utah, 2009-13  
 2 McCarron, AJ, QB, Alabama, 2019-20  
 51 McClain, Jimmy, LB, Troy, 2002-03  
 97 McClain, Terrell, NT, South Florida, 2012-13  
 20 McCleoin, Dexter, CB, Clemson, 2006  
 95 McClover, Stanley, DE, Auburn, 2008  
 3 McCown, Josh, QB, Sam Houston St., 2020  
 64 McCray, Justin, G, Central Florida, 2021-22  
 27/29 McCree, Marlon, FS, Kentucky, 2003-04  
 80 McDermott, Sean, TE/LS, Kansas, 2002  
 89 McFarland, Mike, TE, South Florida, 2015  
 11 McGloin, Matt, QB, Penn St., 2017  
 3 McGough, Alex, QB, Florida International, 2019  
 28 McKenzie, Chris, CB, Arizona St., 2005-06  
 55 ^McKinney, Benardrick, ILB, Mississippi State, 2015-20  
 76 McKinney, Steve, C, Texas A&M, 2002-07  
 22 ^McManis, Sherrick, CB, Northwestern, 2010-11  
 59 ^Mercilus, Whitney, OLB, Illinois, 2012-21  
 3 Miller, Anthony, WR, Memphis, 2021  
 82 Miller, Billy, TE, USC, 2002-04  
 13 ^Miller, Braxton, WR, Ohio State, 2016-17  
 26 Miller, Lamar, RB, Miami (Fla.), 2016-19  
 10 ^Mills, Davis, QB, Stanford, 2021-22  
 52 Mingo, Barkevious, OLB, LSU, 2019  
 92 ^Mitchell, Earl, DT, Arizona, 2010-13  
 59 Mitchell, Keith, LB, Texas A&M, 2002  
 39 Mitchell, Terrance, CB, Oregon, 2021  
 11 Mitchell Jr., Steven, WR, Southern California, 2018-20  
 21 Moats, Ryan, RB, Louisiana Tech, 2008-09  
 54/90 Mohamed, Mike, ILB, California, 2013-15  
 28 ^Molden, Antwaun, CB, Eastern Kentucky, 2008-10  
 57 Monk, Quincy, LB, North Carolina, 2004  
 57 ^Montgomery, Sam, DE, LSU, 2013  
 33 Moore Jr., A.J., S, Mississippi, 2018-21  
 15 Moore, Chris, WR, Cincinnati, 2021-22  
 43 Moore, Corey, S, Georgia, 2015-17  
 26 Moore, Rahim, FS, UCLA, 2015  
 22 Moreland, Jimmy, CB, James Madison, 2021  
 34 ^Moresy, Vernand, RB, Oklahoma State, 2005-06  
 11 Morgan, Donovan, WR, La.-Lafayette, 2005  
 77 Morris, Darius, G, Temple, 2011  
 26 Morris, Darryl, CB, Texas State, 2014-15  
 79 Morrissey, Jimmy, C, Pittsburgh, 2021-22  
 84 Moses, JJ, WR, Iowa State, 2003-04  
 84 Moulds, Eric, WR, Mississippi State, 2006  
 12 ^Mumphery, Keith, WR, Michigan State, 2015-16  
 83 Murphy, Frank, WR, Kansas St., 2002  
 81 Murphy, Matt, TE, Maryland, 2003-05  
 23 Murray, Eric, S, Minnesota, 2020-22  
 55 Myers, Chris, C, Miami, 2008-14

## N

57/72 Nading, Jesse, DE, Colorado St., 2008-12  
 16 Nall, Craig, QB, Northwestern St. (La.), 2008  
 21 Nelson, Steven, CB, Oregon State, 2022  
 32 Nelson Jr., Robert, CB, Arizona State, 2016  
 64 Newell, Mike, C, Colorado St., 2002  
 72/75 ^Newton, Derek, T, Arkansas St., 2011-16  
 56 Nickerson, Hardy, LB, Illinois, 2021  
 92 ^Nix III, Louis, NT, Notre Dame, 2014-15  
 53 Nixon, David, LB, BYU, 2010  
 75 Nkansah, Elijah, T, Toledo, 2019  
 33 ^Nolan, Troy, FS, Arizona State, 2009-12  
 44 Norris, Moran, FB, Kansas, 2002-05  
 8 Novak, Nick, K, Maryland, 2015-16

## O

27 Ogbonnaya, Chris, RB, Texas, 2011  
 33 Ogunbowale, Dare, RB, Wisconsin, 2022  
 99 Ogunleye, Adewale, DE, Indiana, 2010  
 97 ^Okam, Frank, DT, Texas, 2008-10  
 45 Okoronkwo, Ogbonna, DE, 2022  
 91 ^Okoye, Amobi, DT, Louisville, 2007-10



94 ^Omenihu, Charles, DE, Texas, 2019-21  
 42 Oporum, Toben, RB, Kansas, 2013  
 95 Orchard, Nate, DE, Utah, 2020  
 7 Orlovsky, Dan, QB, Connecticut, 2009-10  
 53 Orr, Shantee, LB, Michigan, 2003-07

**O (cont.)**

17 Osweiler, Brock, QB, Arizona State, 2016  
 79 Overhauser, Chad, G, UCLA, 2002  
 36 Owens, Jonathan, S, Missouri Western State, 2019-22  
 57 ^Ozougwu, Cheta, OLB, Rice, 2011

**P**

97 ^Pagan, Jeffrey, DE, Alabama, 2014-15  
 38 Parson, Mark, CB, Ohio, 2009  
 82 Paulsen, Logan, TE, UCLA, 2019  
 24 Paymah, Karl, CB, Washington State, 2010  
 91 Payne, Seth, DT, Cornell, 2002-06  
 71 Pearson, Mike, T, Florida, 2006  
 98 ^Peek, Antwan, LB, Cincinnati, 2003-06  
 52 Peters, Brian, ILB, Northwestern, 2015-18  
 55 Pettway, Kenneth, LB, Grambling St., 2005  
 40/27 Phillips, Scottie, RB, Mississippi, 2020-21  
 94 Pickett, Ryan, NT, Ohio State, 2014  
 31 Pierce, Dameon, RB, Florida, 2022  
 57 Pierre-Louis, Kevin, LB, Boston College, 2021-22  
 7 Pitre, Jalen, S, Baylor, 2022  
 48 Pittman, Bryan, LS, Washington, 2003-09  
 42 Pittman, David, CB, Northwestern St. (La.), 2008  
 69 ^Pitts, Chester, G/T, San Diego St., 2002-09  
 35 Pleasant, Eddie, S, Oregon, 2012-17  
 22 Polk, Chris, RB, Washington, 2015  
 51 Polk, DaShon, LB, Arizona, 2004-06  
 31 Pollard, Bernard, SS, Purdue, 2009-10  
 5 Porter, Quinton, QB, Boston College, 2006  
 98 Posey, Jeff, LB, So. Mississippi, 2002  
 11 ^Posey, DeVier, WR, Ohio State, 2012-14  
 95 Powe, Jerrell, NT, Mississippi, 2014  
 74 Powell, Jamal, C, TCU, 2003  
 53 President, Gimel, OLB, Illinois, 2017  
 69 Pressley, DeMario, DT, North Carolina State, 2010  
 45 ^Prosch, Jay, FB, Auburn, 2014-17  
 24 Prossie, C.J., RB, Notre Dame, 2020  
 85 Pruitt, MyCole, TE, Southern Illinois, 2017  
 88 Putzier, Jeb, TE, Boise State, 2006-07

**Q**

77 ^Quessenberry, David, G, San Jose State, 2013-17  
 45 Quessenberry, Paul, FB, Navy, 2021  
 54 Quessenberry, Scott, C, UCLA, 2022  
 84 Quitoriano, Teagan, TE, Oregon State, 2022  
 29 ^Quin, Glover, CB/S, New Mexico, 2009-12  
 11 Quinn, Mike, QB, Stephen F. Austin, 2002-03  
 76 Qvale, Brent, G/T, Nebraska, 2020

**R**

4 Rackers, Neil, K, Illinois, 2010-11  
 15/4 ^Ragone, Dave, QB, Louisville, 2003-05  
 68 Randall, Greg, T, Michigan State, 2003  
 75 ^Rankin, Martin, G, Mississippi State, 2018  
 19 Ratley, Damion, WR, Texas A&M, 2020  
 98 ^Reader, D.J., NT, Clemson, 2016-19  
 22 Redmond, Will, S, Mississippi State, 2022  
 58 ^Reed, Brooks, OLB, Arizona, 2011-14  
 20 Reed, Ed, FS, Miami, 2013  
 35 Reeves, Jacques, CB, Purdue, 2008-09  
 75 Reid, Jah, T, Central Florida, 2017  
 34 ^Reid, John, CB, Penn State, 2020  
 20 ^Reid, Justin, S, Stanford, 2018-21  
 70 Reyes, Tutan, G, Mississippi, 2009  
 22 Rice, Denzel, CB, Coastal Carolina, 2016  
 27 Richardson, Matt, CB, Arkansas, 2008  
 68 Riley, Victor, T, Auburn, 2005  
 95 Rivers, Derek, DE, Youngstown State, 2021-22  
 48 Rivers, Gerald, OLB, Mississippi, 2016  
 84 Rivers, Marcellus, TE, Oklahoma St., 2005  
 19 Roberts, Andre, WR, The Citadel, 2021  
 66/97 Robinson, Deljuan, DT, Mississippi State, 2007-09  
 23 ^Robinson, Dunta, CB, South Carolina, 2004-09  
 21 Roby, Bradley, CB, Ohio State, 2019-20  
 3 Rodgers, Amari, WR, Clemson, 2022  
 20 Rogers, Justin, CB, Richmond, 2013  
 20 Rolle, Jumal, CB, Catawba, 2014-15  
 18 Rosenfels, Sage, QB, Iowa State, 2006-08  
 30 Routt, Stanford, CB, Houston, 2012  
 42 Russell, Brian, FS, San Diego State, 2009  
 83 Rutledge, Rod, TE, Alabama, 2002

97/54 Ruud, Barrett, ILB, Nebraska, 2012  
 59 ^Ryans, DeMeco, LB, Alabama, 2006-11

**S**

66/74 Salaam, Ephraim, T, San Diego State, 2006-10  
 38 Samuels, Jaylen, RB, North Carolina State, 2021  
 21 Sanders, Lewis, CB, Maryland, 2005-06  
 37 Sapp, Cecil, RB, Colorado State, 2008  
 91 Sapp, Ricky, OLB, Clemson, 2013-14  
 3 ^Savage, Tom, QB, Pittsburgh, 2014-17  
 96 Savage-Lewis, Ira, DE, Baylor, 2019  
 57 Scarlett, Brennan, OLB, Stanford, 2016-20  
 74 Scharping, Max, G/T, Northern Illinois, 2019-21  
 65 Schau, Ryan, G, Illinois, 2002  
 8 Schaub, Matt, QB, Virginia, 2007-13  
 86 Schreck, Mason, TE, Buffalo, 2022  
 29 Scott, Guss, S, Florida, 2006  
 92 Sears, Corey, DE, Mississippi St., 2002-04  
 37 Shabazz, Al-Hajj, West Chester, 2016  
 55 Sharper, Jamie, LB, Virginia, 2002-04  
 51 ^Sharpton, Darryl, LB, Miami (Fla.), 2010-13  
 19 Shephard, Edell, WR, San Jose State, 2006  
 67 Sheppard, Malcolm, DT, Arkansas, 2010  
 18 Shorts III, Cecil, WR, Mount Union, 2015  
 30/22 Simmons, Jason, CB/S, Arizona St., 2002-07  
 51 Simon, John, OLB, Ohio State, 2014-16  
 70 Skipper, Dan, Arkansas, T, 2019  
 62 Slade, Chad, G, Auburn, 2015-17  
 20 ^Slaton, Steve, RB, West Virginia, 2008-11  
 79 Slechta, Jeremy, DT, Nebraska, 2003  
 16 Slye, Joey, K, Virginia Tech, 2021  
 47 Smelley, Brad, FB, Alabama, 2013  
 94 Smith, Antonio, DE, Oklahoma St., 2009-13, 2016  
 92 Smith, Chris, DE, Arkansas, 2021  
 90 Smith, D.J., OLB, Appalachian State, 2013  
 99 Smith, Robaire, DE, Michigan St., 2004-05  
 71 ^Smith, Shelley, G, Colorado State, 2010-11  
 24 Smith, Tremon, CB, Central Arkansas, 2021  
 17 Smith, Vyncint, WR, Limestone, 2018  
 74 Smith, Wade, G, Memphis, 2010-13  
 32 Spann, Chad, RB, Northern Illinois, 2013  
 59 Spearman, Argemis, LB, Mississippi, 2003  
 68 Spears, Marcus, T, Northwestern St., 2004  
 77 ^Spencer, Charles, T, Pittsburgh, 2006-07  
 78 Spikes, Cameron, G/T, Texas A&M, 2002  
 90 Stallworth, Taylor, DT, South Carolina, 2022  
 40 Stansbury, Ed, FB, UCLA, 2002  
 7 Stanley, Chad, P, Stephen F. Austin, 2002-06  
 29 Starling, Jawanza, FS, USC, 2013  
 17 Starling, Kendrick, WR, San Jose St., 2004  
 70 Steckler, Jordan, T, Northern Illinois, 2021  
 79 Steinmetz, David, T, Purdue, 2019  
 26 Stevens, Matt, FS, Appalachian St., 2002-03  
 68 Stevenson, Dan, G, Notre Dame, 2008  
 29 Stewart, M.J., S, North Carolina, 2022  
 91 Still, Devon, DE, Penn State, 2016  
 12 Stills, Kenny, WR, Oklahoma, 2019-20  
 24 Stingley Jr., Derek, CB, LSU, 2022  
 24 Stone, Geno, S, Iowa, 2020  
 42 Stone, Michael, FS, Memphis, 2006  
 53 Strachan, Connor, LB, Boston College, 2021  
 11 ^Strong, Jaelen, WR, Arizona State, 2015-17  
 84 Stross, Trey, WR, Iowa, 2010  
 64 ^Studdard, Kasey, G, Texas, 2007-11  
 71 ^Su'a-Filo, Xavier, G, UCLA, 2014-17  
 48 Supernaw, Phillip, TE, Ouachita Baptist, 2013  
 36 ^Swearinger, D.J., SS, South Carolina, 2013-14  
 2 ^Symons, B.J., QB, Texas Tech, 2004

**T**

52 Tarpinian, Jeff, ILB, Iowa, 2013-14  
 43/44 Tate, Ben, RB, Auburn, 2010-13  
 27 Taylor, Chris, RB, Indiana, 2006-08  
 65 Taylor, Lane, G, Oklahoma State, 2021  
 5 Taylor, Tyrod, QB, Virginia Tech, 2021  
 96 Taylor, Vincent, DT, Oklahoma State, 2021  
 87 Thomas, Demaryius, WR, Georgia Tech, 2018  
 48 Thomas, Joe, LB, South Carolina State, 2021  
 83 ^Thomas, Jordan, TE, Mississippi State, 2018-19  
 28 Thomas, Michael, S, Stanford, 2020  
 77 Thomas, Tarlos, T, Florida St., 2002  
 4 Thomas, Tavierre, CB, Ferris State, 2021-22  
 44 Thompson, Carlos, OLB, Mississippi, 2015  
 51 Thompson, Chaun, LB, West Texas A&M, 2008-09  
 14 Thompson, Chris, WR, Florida, 2017  
 28 Tillman, Travares, FS, Georgia Tech, 2003  
 82 Toliver, Terrence, WR, LSU, 2011

22 Todman, Jordan, RB, Connecticut, 2017  
 66 Toner, Cole, G, Harvard, 2021  
 14 Townsel, Derrick, WR, Murray State, 2010  
 57 Tuggle, Justin, LB, Kansas State, 2013-15  
 78 Tunsil, Laremy, T, Mississippi, 2019-22  
 1 Turk, Matt, P, Wisconsin-Whitewater, 2007-11  
 34 Tyson, Mike, S, Cincinnati, 2018

**V**

95 Vanderdoes, Eddie, NT, UCLA, 2019-20  
 10 Van Pelt, Bradlee, QB, Colorado St., 2006  
 21 Vaughn, Darrick, CB, S.W. Texas St., 2003  
 84 Veasy, Jordan, WR, California, 2021  
 61 Verdell, Toddrick, LB, Florida State, 2009  
 47 Vickers, Lawrence, FB, Colorado, 2011  
 27 Victorian, Josh, CB, Louisiana Tech, 2013

**W**

71 Wade, Todd, T, Mississippi, 2004-05  
 37 Walker, Darius, RB, Notre Dame, 2007  
 55 Walker, DeMarcus, DE, Florida State, 2021  
 96 Walker, Gary, DE, Auburn, 2002-05  
 40 Walker, John, FS, USC, 2006  
 73 Walker, Josh, G, Middle Tennessee State, 2016  
 41/22 ^Walker, Ramon, SS, Pittsburgh, 2002-05  
 30 Wall, Jamar, CB, Texas Tech, 2010  
 32 ^Wallow, Garret, LB, TCU, 2021-22  
 85/83 Walter, Kevin, WR, Eastern Michigan, 2006-12  
 74 Walter, Tyson, G, Ohio State, 2005  
 78 ^Wand, Seth, T, N.W. Missouri St., 2003-05  
 32 Ward, Derrick, RB, Ottawa (Kan.), 2010-11  
 81 ^Warring, Kahale, TE, San Diego State, 2019-20  
 85 Washington, Nate, WR, Tiffin, 2015  
 77 Washington, Todd, C/G, Virginia Tech, 2003-05  
 49 Washington Jr., Tony, OLB, Oregon, 2015  
 91 ^Watkins, Carlos, DE, Clemson, 2017-20  
 4 ^Watson, Deshaun, QB, Clemson, 2017-21  
 40 Watson, Josh, LB, Colorado State, 2021  
 99 ^Watt, J.J., DE, Wisconsin, 2011-20  
 61/70 ^Weary, Fred, G, Tennessee, 2002-07  
 92/98 Weaver, Anthony, DE, Notre Dame, 2006-08  
 5 Webb III, Joe, QB, UAB, 2018-19  
 36 Webster, Kayvon, CB, South Florida, 2018  
 5/3 Weeden, Brandon, QB, Oklahoma State, 2015-16; 2018  
 46 Weeks, Jon, LS, Baylor, 2010-22  
 32 ^Wells, Jonathan, RB, Ohio St., 2002-05  
 63 White, Chris, C, Southern Mississippi, 2007-09  
 67 White, Cody, G, Illinois State, 2012-15  
 11 White, DeAndrew, WR, Alabama, 2017  
 19 Whitley, Isaac, WR, USC, 2019  
 72 Wiegert, Zach, T, Nebraska, 2003-06  
 75 Wilfork, Vince, NT, Miami (Fla.), 2015-16  
 73 ^Williams, Brennan, T, North Carolina, 2013  
 86 Williams, Harry, WR, Tuskegee, 2007-08  
 41 Williams, Jimmy, CB, Vanderbilt, 2008  
 23 Williams, Kevin, FS, Oklahoma State, 2002  
 40 Williams, Marcus, CB, North Dakota State, 2017

**W**

71 Wade, Todd, T, Mississippi, 2004-05  
 90 ^Williams, Mario, DE, N.C. State, 2006-11  
 42 Williams, Torri, SS, Purdue, 2010  
 54 ^Williams, Trevardo, OLB, Connecticut, 2013  
 82 Williams, Wendall, WR, Cumberlands, 2016  
 69 Williams, Xavier, NT, Northern Iowa, 2021  
 59 Wilson, Eric, LB, Cincinnati, 2021  
 26 Wilson, Eugene, FS, Illinois, 2008-10  
 58 Winborn, Jamie, LB, Vanderbilt, 2009  
 73 ^Winston, Eric, T, Miami, 2006-11  
 72 Witzmann, Bryan, T, South Dakota State, 2014-15  
 52 Wong, Kailee, LB, Stanford, 2002-06  
 41 Wood, Cierre, RB, Notre Dame, 2013  
 56 Woodson, Xavier, ILB, Arkansas St., 2019  
 97 Worthen, Shawn, DT, TCU, 2002  
 13 Worthy, Chandler, WR, Troy, 2015  
 43 Wright, Kenny, CB, Northwestern State, 2002-04  
 25 Wynn, Dexter, CB, Colorado State, 2006-07

**Y**

13/6 ^Yates, T.J., QB, North Carolina, 2011-13, 2015, 2017  
 73 Yeatman, Will, T, Maryland, 2014  
 20 Yiadom, Isaac, CB, Boston College, 2022  
 74 Young, Ryan, T, Kansas State, 2002

**Z**

92 Zgonina, Jeff, DT, Purdue, 2007-09



- 1 Johnson Jr., Lonnie, CB, Kentucky, 2019-21 (Johnson Jr. also wore #32)  
Turk, Matt, P, Wisconsin Whitewater, 2007-11  
Clemens, Kellen, QB, Oregon, 2011
- 2 Dorsett II, Phillip, WR, Miami, 2021  
Ingram II, Mark, RB, Alabama, 2021  
McCarron, AJ, QB, Alabama, 2019-20  
Daniels, B.J., QB, South Florida, 2015  
Hartmann, Brett, P, Central Michigan, 2011  
Symons, B.J., QB, Texas Tech, 2004
- 3 Rodgers, Amari, WR, Clemson, 2022  
Dorsett II, Phillip, WR, Miami, 2022  
Miller, Anthony, WR, Memphis, 2021  
McCown, Josh, QB Sam Houston State, 2020  
McCough, Alex, QB, Florida International, 2019  
Weeden, Brandon, QB, Oklahoma State, 2018 (Weeden also wore #5)  
Savage, Tom, QB, Pittsburgh, 2014-16  
Brown, Kris, K, Nebraska, 2002-09  
Allen, Kyle, QB, Houston, 2022
- 4 Thomas, Tavierre, CB, Ferris State, 2021-22  
Watson, Deshaun, QB, Clemson, 2017-21  
Bullock, Randy, K, Texas A&M, 2012-15  
Rackers, Neil, K, Illinois, 2010-11  
Ragone, Dave, QB, Louisville, 2003-04 (Ragone also wore # 15)
- 5 Pitre, Jalen, S, Baylor, 2022  
Taylor, Tyrod, QB, Virginia Tech, 2021  
Webb III, Joe, QB, UAB, 2018-19  
Weeden, Brandon, QB, Oklahoma State, 2015-16 (Weeden also wore #3)  
Jones, Donnie, P, LSU, 2012  
Grossman, Rex, QB, Florida, 2009  
Porter, Quinton, QB, Boston College, 2006
- 6 Driskel, Jeff, QB, Louisiana Tech, 2021-22  
Yates, T.J., QB, North Carolina, 2015 (Yates also wore #13)  
Lewis, Thad, QB, Duke, 2014
- 7 Fairbairn, Ka'imi, K, UCLA, 2016-21  
Hoyer, Brian, QB, Michigan State, 2015  
Keenum, Case, QB, Houston, 2013-14  
Garcia, Jeff, QB, San Jose State, 2011  
Orlovsky, Dan, QB, Connecticut, 2009-10  
Boyd, Shane, QB, Kentucky, 2007  
Stanley, Chad, P, Stephen F. Austin, 2002-06
- 8 Brooks, Terrence, S, Florida State, 2021  
Daniel, Trevor, P, Tennessee, 2018-19  
Heinicke, Taylor, QB, Old Dominion, 2017  
Johnson, Josh, QB, San Diego, 2017 (Johnson also wore #5)  
Novak, Nick, K, Maryland, 2015-16  
Schaub, Matt, QB, Virginia, 2007-13  
Carr, David, QB, Fresno St., 2002-06
- 9 Jordan, Brevin, TE, Miami (Fla.), 2021-22  
Anger, Bryan, P, California, 2019-20  
Lechler, Shane, P, Texas A&M, 2013-17  
Leinart, Matt, QB, USC, 2010 (Leinart also wore #11)
- 10 Mills, Davis, QB, Stanford, 2021-22  
Hopkins, DeAndre, WR, Clemson, 2013-19  
Van Pelt, Bradlee, QB, Colorado State, 2006
- 11 Johnston, Cameron, P, Ohio State, 2021-22  
Mitchell Jr., Steven, USC, 2018-20  
White, DeAndrew, WR, Alabama, 2017  
McGloin, Matt, QB, Penn St., 2017  
Strong, Jaelen, WR, Arizona State, 2015-17  
Posey, DeVier, WR, Ohio State, 2012-14  
Leinart, Matt, QB, USC, 2011 (Leinart also wore #9)  
Davis, André, WR, Virginia Tech, 2007-10  
Morgan, Donovan, WR, La.-Lafayette, 2005  
Quinn, Mike, QB, Stephen F. Austin, 2002-03
- 12 Collins, Nico, WR, Michigan, 2021-22  
Stills, Kenny, WR, Oklahoma, 2019-20  
Ellington, Bruce, WR, South Carolina, 2017
- Mumphery, Keith, WR, Michigan State, 2015-16  
Beck, John, QB, BYU, 2012  
Jones, Jacoby, WR, Lane College, 2007-11  
Banks, Tony, QB, Michigan State, 2002-05
- 13 Cooks, Brandin, WR, Oregon State, 2020-22  
Miller, Braxton, WR, Ohio State, 2016-17  
Worthy, Chandler, WR, Troy, 2015  
Johnson, Damaris, WR, Tulsa, 2014-15  
Yates, T.J., QB, North Carolina, 2011-13 (Yates also wore #6)  
Mathis, Jerome, WR, Hampton, 2005-06
- 14 Davis, Davion, WR, Sam Houston, 2021  
Green, T.J., S, Clemson, 2021  
Carter, DeAndre, WR, Sacramento State, 2018-20  
Thompson, Chris, WR, Florida, 2017  
Fitzpatrick, Ryan, QB, Harvard, 2014  
Townsel, Derrick, WR, Murray State, 2010  
Anderson, David, WR, Colorado State, 2006 (Anderson also wore #17 and #89)
- 15 Moore, Chris, WR, Cincinnati, 2021-22  
Fuller V, Will, WR, Notre Dame, 2016-20  
Mallett, Ryan, QB, Arkansas, 2014-15  
Maehl, Jeff, WR, Oregon, 2011  
Ragone, Dave, QB, Louisville, 2005 (Ragone also wore #4)
- 16 Eberle, Dominik, K, Utah State, 2021  
Slye, Joey, K, Virginia Tech, 2021  
Coutee, Keke, WR, Texas Tech, 2018-20  
Gray, Deanté, WR, TCU, 2017  
Bonner, Alan, WR, Jacksonville State, 2013-15  
Holliday, Trindon, WR, LSU, 2010-12  
Nall, Craig, QB, Northwestern State (La.), 2008
- 17 Camp, Jalen, WR, Georgia Tech, 2021-22  
Hansen, Chad, WR, California, 2020  
Smith, Vyncint, WR, Limestone, 2018  
Hamilton, Coby, WR, Arkansas, 2017  
Osweiler, Brock, QB, Arizona State, 2016  
Lemon, Alec, WR, Syracuse, 2013  
Graham, Shayne, K, Virginia Tech, 2012  
Delhomme, Jake, QB, La.-Lafayette, 2011  
Anderson, David, QB, Colorado State, 2011 (Anderson also wore #14 and #89)  
Martinez, Glenn, WR, Saginaw Valley St., 2009  
Starling, Kendrick, WR, San Jose St., 2004
- 18 Johnson, Tyler, WR, Minnesota, 2022  
Johnson, Tyron, WR, Oklahoma State, 2022  
Conley, Chris, WR, Georgia, 2021-22  
Cobb, Randall, WR, Kentucky, 2020  
Jones, Andy, WR, Jacksonville, 2017  
Shorts III, Cecil, WR, Mount Union, 2015  
Jean, Lestar, WR, Florida Atlantic, 2011-13  
Rosenfels, Sage, QB, Iowa State, 2006-08  
Jones, Dwaune, WR, Richmond, 2002
- 19 Roberts, Andre, WR, The Citadel, 2021  
Ratley, Damion, WR, Texas A&M, 2020  
Whitney, Isaac, WR, USC, 2019  
Dickerson, Dorin, WR, Pittsburgh, 2010  
Shepherd, Edell, WR, San Jose St., 2006  
Adams, Charlie, WR, Hofstra, 2006
- 20 Yiadom, Isaac, CB, Boston College, 2022  
Benjamin, Eno, RB, Arizona State, 2022  
Reid, Justin, S, Stanford, 2018-21  
Burley, Marcus, CB, Delaware, 2017  
Jones, Don, S, Arkansas State, 2016  
Rolle, Jumal, CB, Catawba, 2014-15  
Rogers, Justin, CB, Richmond, 2013  
Reed, Ed, FS, Miami, 2013  
Carmichael, Roc, CB, Virginia Tech, 2012 (Carmichael also wore #36)  
Slaton, Steve, RB, West Virginia, 2008-11  
McCleon, Dexter, CB, Clemson, 2006  
Lord, Jammal, FS, Nebraska, 2004-05  
Freeman, Robert, CB, Clark Atlanta, 2003  
Allen, James, RB, Oklahoma, 2002
- 21 Nelson, Steven, CB, Oregon State, 2022  
Roby, Bradley, CB, Ohio State, 2019-20
- Gilchrist, Marcus, S, Clemson, 2017  
Bouye, A.J., CB, Central Florida, 2016 (Bouye also wore #34)  
Morris, Darryl, CB, Texas State, 2015 (Morris also wore #26)  
Lewis, Kendrick, S, Mississippi, 2014  
McCain, Brice, CB, Utah, 2010-13 (McCain also wore #41)  
Moats, Ryan, RB, Louisiana Tech, 2008-09  
Fletcher, Jamar, CB, Wisconsin, 2007  
Sanders, Lewis, CB, Maryland, 2005-06  
Vaughn, Darrick, CB, S.W. Texas St., 2003
- 22 Redmond, Will, S, Mississippi State, 2022  
Moreland, Jimmy, CB, James Madison, 2021  
Hilliard, Dontrell, RB, Tulane, 2020  
Conley, Gareon, CB, Ohio State, 2019-20  
Colvin, Aaron, CB, Oklahoma, 2018-19  
Todman, Jordan, RB, Connecticut, 2017  
Rice, Denzel, CB, Coastal Carolina, 2016  
Polk, Chris, RB, Washington, 2015  
Brown, Ronnie, RB, Auburn, 2014  
Ball, Alan, CB, Illinois, 2012  
McManis, Sherrick, CB, Northwestern, 2010-11  
Brown, Chris, RB, Colorado, 2008-09  
Simmons, Jason, S, Arizona St., 2007 (Simmons also wore #30)  
Alexander, Roc, CB, Washington, 2006  
Walker, Ramon, SS, Pittsburgh, 2005 (Walker also wore #41)  
Burns, Curry, SS, Louisville, 2003
- 23 Murray, Eric, S, Minnesota, 2020-22  
Hyde, Carlos, RB, Ohio State, 2019  
Bademosi, Johnson, CB, Stanford, 2018  
Drummond, Kurtis, S, Michigan State, 2016-17 (Drummond also wore #40)  
Foster, Arian, RB, Tennessee, 2010-15 (Foster also wore #27 and 37)  
Robinson, Dunta, CB, South Carolina, 2004-09  
Williams, Kevin, FS, Oklahoma State, 2002
- 24 Smith, Tremon, CB, Central Arkansas, 2021  
Stone, Geno, S, Iowa, 2020  
Proise, C.J., RB, Notre Dame, 2020  
Joseph, Johnathan, CB, South Carolina, 2011-19  
Paymah, Karl, CB, Washington State, 2010  
Brown, C.C., SS, La.-Lafayette, 2005-08  
Brown, Eric, SS, Mississippi St., 2002-04
- 25 Arnold, Grayland, SS, Baylor, 2021-22  
King II, Desmond, CB, Iowa, 2021  
Johnson, Duke, RB, Miami (Fla.), 2019-20  
Johnson, Kareem, CB/S, Alabama, 2010-18  
Ferguson, Nick, SS, Georgia Tech, 2008-09  
Wynn, Dexter, CB, Colorado State, 2006-07  
Johnson, Derrick, CB, Washington, 2006  
Garrett, Kevin, CB, SMU, 2006  
Hollings, Tony, RB, Georgia Tech, 2003-05
- 26 Freeman, Royce, RB, Oregon, 2021-22  
Hargreaves III, Vernon, CB, Florida, 2020-21 (Hargreaves III also wore #28)  
Miller, Lamar, RB, Miami (Fla.), 2016-19  
Moore, Rahim, FS, UCLA, 2015  
Morris, Darryl, CB, Texas State, 2014 (Morris also wore #21)  
Harris, Brandon, CB, Miami, 2011-13  
Wilson, Eugene, FS, Illinois, 2008-10  
Earl, Glenn, SS, Notre Dame, 2004-06  
Stevens, Matt, FS, Appalachian State, 2002-03
- 27 Phillips, Scottie, RB, Mississippi, 2020-21 (Phillips also wore #40)  
Adams, Mike, S, Delaware, 2019  
Foreman, D'Onta, RB, Texas, 2017-18  
Demp, Quintin, S, UTEP, 2011-12, 2015-16 (Demp also wore #38 and #32)  
Victorian, Josh, CB, Louisiana Tech, 2013  
Ogbonnaya, Chris, RB, Texas, 2011  
Henry, Chris, RB, Arizona, 2009  
Foster, Arian, RB, Tennessee, 2009 (Foster also wore #23 and #37)  
Richardson, Materal, CB, Arkansas, 2008



- Taylor, Chris, RB, Indiana, 2006  
Anderson, Jason, RB, South Dakota, 2004-05  
McCree, Marlon, FS, Kentucky, 2003  
(McCree also wore #29)
- 28** Burkhead, Rex, RB, Nebraska, 2021-22  
Thomas, Michael, S, Stanford, 2020  
Hargreaves III, Vernon, CB, Florida, 2019  
(Hargreaves III also wore #26)  
Boddy-Calhoun, Briean, CB, Minnesota, 2019  
Crawford, Xavier, CB, Central Michigan, 2019  
Blue, Alfred, RB, LSU, 2014-18  
Johnson, Dennis, RB, Arkansas, 2013  
Forsett, Justin, RB, California, 2012  
Molden, Antwaun, CB, 2008-10  
Boulware, Michael, S, Florida State, 2007  
McKenzie, Chris, CB, Arizona St., 2005-06  
Tillman, Travares, FS, Georgia Tech, 2003  
Dennis, Pat, CB, La.-Monroe, 2002
- 29** Stewart, M.J., S, North Carolina, 2022  
Gaines, Phillip, CB, Rice, 2019-20  
Hal, Andre, S, Vanderbilt, 2014-18  
Starling, Jawanza, FS, USC, 2013  
Quin, Glover, CB/SS, New Mexico, 2009-12  
Horton, Jason, CB, North Carolina, 2007  
Scott, Guss, FS, Florida, 2006  
McCree, Marlon, FS, Kentucky, 2004  
(McCree also wore #27)
- 30** Lindsay, Phillip, RB, Colorado, 2021  
Armstrong, Cornell, CB, Southern Mississippi, 2019-20  
Johnson, Kevin, CB, Wake Forest, 2015-18  
Routt, Stanford, CB, Houston, 2012  
Allen, Jason, CB, Tennessee, 2010-11  
Wall, Jamar, CB, Texas Tech, 2010  
Green, Ahman, RB, Nebraska, 2007-08  
Simmons, Jason, CB/S, Arizona St., 2002-06  
(Simmons also wore #22)
- 31** Pierce, Dameon, RB, Florida, 2022  
Johnson, David, RB, Northern Iowa, 2020-21  
Jamerson, Natrell, S, Wisconsin, 2018  
Decoud, Treston, CB/S, Oregon State, 2017  
James, Charles, CB, Charleston Southern, 2015-16  
Keo, Shiloh, FS, Idaho, 2011-14  
Pollard, Bernard, SS, 2009-10  
Harrison, Brandon, FS, 2008  
Buchanon, Phillip, CB, Miami (Fla.), 2005-06  
Glenn, Aaron, CB, Texas A&M, 2002-04
- 32** Wallow, Garret, LB, TCU, 2021-22  
Johnson Jr., Lonnie, CB, Kentucky, 2019-21  
(Johnson Jr. also wore #1)  
Mathieu, Tyrann, S, LSU, 2018  
Nelson Jr., Robert, CB, Arizona State, 2016  
Demps, Quintin, S, UTEP, 2015  
(Demps also wore #27 and #38)  
Spann, Chad, RB, Northern Illinois, 2013  
Ward, Derrick, RB, Ottawa (Kan.), 2010-11  
Bennett, Fred, CB, South Carolina, 2007-09  
Wells, Jonathan, RB, Ohio St., 2002-05
- 33** Ogunbowale, Dare, RB, Wisconsin, 2022  
Moore Jr., A.J., S, Mississippi, 2018-21  
Banks, Johnthan, CB, Mississippi State, 2017  
Hunt, Akeem, RB, Purdue, 2015-16  
Jones, Greg, FB, Florida State, 2013  
Nolan, Troy, FS, Arizona State, 2010-12  
(Nolan also wore #36)  
Echemandu, Adimchinobi, RB, California, 2007  
Lundy, Wali, RB, Virginia, 2006  
Bell, Jason, CB, UCLA, 2002-05
- 34** Hairston, Troy, Central Michigan, 2022  
Reid, John, CB, Penn State, 2020  
Jones, Taiwan, RB, Eastern Washington, 2019  
Tyson, Mike, S, Cincinnati, 2018  
Ervin, Tyler, RB, San Jose State, 2016-18  
Bouye, A.J., CB, Central Florida, 2013-15  
(Bouye also wore #21)  
Barber, Dominique, FS, Minnesota, 2008-11  
Hutchins, Von, CB/FS, Mississippi, 2007  
Morency, Vernand, RB, Oklahoma St., 2005-06  
Mack, Stacey, RB, Temple, 2003
- Hebert, Kyries, FS, La.-Lafayette, 2002
- 35** Hansen, Jake, LB, Illinois, 2022  
Arnold, Grayland, SS, Baylor, 2021  
Crossen, Keion, CB, Western Carolina, 2019-20  
Pleasant, Eddie, S, Oregon, 2013-17  
Reeves, Jacques, CB, Purdue, 2008-09  
Gado, Samkon, RB Liberty, 2006  
Evans, Leomont, SS, Clemson, 2002
- 36** Owens, Jonathan, S, Missouri Western State, 2019-22  
Webster, Kayvon, CB, South Florida, 2018  
Cromartie, Marcus, S, Wisconsin, 2017  
Dillon, K.J., S, West Virginia, 2016  
Swearinger, D.J., S, South Carolina, 2013-14  
Carmichael, Roc, CB, Virginia Tech, 2011  
(Carmichael also wore #20)  
Nolan, Troy, S, Arizona State, 2009  
(Nolan also wore #33)  
Dayne, Ron, RB, Wisconsin, 2006-07  
Carter, Chris, FS, Texas, 2002
- 37** Thomas, Tavierre, CB, Ferris State, 2021  
Addae, Jahleel, S, Central Michigan, 2019  
Hendy, A.J., S, Maryland, 2018  
Shabazz, Al-Haji, CB, West Chester, 2016  
Aubrey, Josh, S, Stephen F. Austin, 2014  
Graham, Ray, RB, Pittsburgh, 2013  
Foster, Arian, RB, Tennessee, 2009  
(Foster also wore #23 and #27)  
Sapp, Cecil, RB, Colorado State, 2008  
Walker, Darius, RB, Notre Dame, 2007  
Davis, Domanick, RB, LSU, 2003-06  
(also known as Domanick Williams)
- 38** Francis, Cobi, CB, Memphis, 2022  
Samuels, Jaylen, RB, North Carolina State, 2021  
Howell, Buddy, RB, Florida Atlantic, 2018-20  
Ellington, Andre, RB, Clemson, 2017  
Manning, Danieal, S, Abilene Christian, 2011-14  
Demps, Quintin, S, UTEP, 2010  
(Demps also wore #27 and #32)  
Parson, Mark, CB, Ohio, 2009  
Faggins, DeMarcus, CB, Kansas St., 2002-08
- 39** Mitchell, Terrance, CB, Oregon, 2021  
Fields II, Mark, CB, Clemson, 2020  
Gipson Sr., Tashaun, S, Wyoming, 2019  
Burton, Deante, S, Kansas State, 2018  
Campbell, Ibraheim, S, Northwestern, 2017  
Ballentine, Lonnie, S, Memphis, 2014-16  
Karim, Deji, RB, Southern Illinois, 2013
- 40** Watson, Josh, DE, Colorado State, 2021  
Phillips, Scottie, RB, Mississippi, 2020-21  
(Phillips also wore #27)  
Williams, Marcus, CB, North Dakota State, 2017  
Drummond, Kurtis, S, Michigan State, 2015  
(Drummond also wore #23)  
Clutts, Tyler, FB, Fresno State, 2012  
Busing, John, FS, Miami (OH), 2009  
Cox, Curome, S, Maryland, 2007  
Walker, John, FS, USC, 2006  
Stansbury, Ed, FB, UCLA, 2002
- 41** Cunningham, Zach, ILB, Vanderbilt, 2017-21  
Grimes, Jonathan, RB, William & Mary, 2013-16  
(Grimes also wore #43)  
Wood, Cierre, RB, Notre Dame, 2013  
McCain, Brice, CB, Utah, 2009  
(McCain also wore #21)  
Williams, Jimmy, CB, Vanderbilt, 2008  
Walker, Ramon, SS, Pittsburgh, 2002-04  
(Walker also wore # 22)
- 42** Landrum, Chris, OLB, Jacksonville St., 2019  
Opurum, Toben, FB, Kansas, 2013  
Williams, Torri, SS, Purdue, 2010  
Russell, Brian, FS, San Diego State, 2009  
Pittman, David, CB, Northwestern State (La.), 2008  
Stone, Michael, FS, Memphis, 2006  
Coleman, Marcus, FS, Texas Tech, 2002-05
- 43** Hewitt, Neville, LB, Marshall, 2021
- Chesley, Anthony, CB, Coastal Carolina, 2020  
Moore, Corey, S, Georgia, 2015-17  
Mack, Elbert, CB, Troy, 2013-14  
Grimes, Jonathan, RB, William & Mary, 2012  
(Grimes also wore #41)  
Tate, Ben, RB, Auburn, 2010  
(Tate also wore #44)  
Cook, Jameel, FB, Illinois, 2006-07  
Wright, Kenny, CB, Northwestern St., 2002-04
- 44** Maybin, Reeves, Jalen, Tennessee, 2022  
Gillaspia, Cullen, FB, Texas A&M, 2019-20  
Jenkins, Jelani, ILB, Florida, 2017  
Thompson, Carlos, OLB, Mississippi, 2015  
Tate, Ben, RB, Auburn, 2011-13  
(Tate also wore #43)  
Leach, Vonta, FB, East Carolina, 2006-10  
Norris, Moran, FB, Kansas, 2002-05
- 45** Quessenberry, Paul, FB, Navy, 2021  
Prosch, Jay, FB, Auburn, 2014-17  
Fox, Keyaron, LB, Georgia Tech, 2012  
Griffith, Justin, FB, Mississippi State, 2010  
Comella, Greg, FB, Stanford, 2003
- 46** Weeks, Jon, LS, Baylor, 2010-22



**LS Jon Weeks, a 2016 Pro Bowl selection, is the only player in franchise history to wear No. 46 and holds the record for the most games played in Texans history (210).**

- 47** Smelley, Brad, FB, Alabama, 2013  
Vickers, Lawrence, FB, Colorado, 2011  
Demps, Will, FS, San Diego State, 2007-08  
Abbate, Jon, LB, Wake Forest, 2007  
Baxter, Jarrod, FB, New Mexico, 2002-04
- 48** Harris, Christian, LB, Alabama, 2022  
Thomas, Joe, LB, South Carolina State, 2021  
Hall, Nate, ILB, Northwestern, 2020  
Rivers, Gerald, OLB, Mississippi, 2016  
Brown, Kourtnei, OLB, Clemson, 2015  
Supernaw, Phillip, TE, Ouachita Baptist, 2013  
Pittman, Bryan, LS, Washington, 2003-09
- 49** Keyes, Josh, ILB, Boston College, 2018  
Washington, Tony, OLB, Oregon, 2015-16
- 50** Jenkins, Jordan, DE, Georgia, 2021  
Adams, Tyrell, ILB, West Georgia, 2018-20  
Heeney, Ben, ILB, Kansas, 2017  
Dent, Akeem, ILB, Georgia, 2014-16  
Braman, Bryan, OLB, West Texas A&M, 2011-13  
Bing, Darnell, LB, USC, 2010  
Anderson, Charlie, LB, Mississippi, 2004-07  
Clemons, Charlie, LB, Georgia, 2003
- 51** Grugier-Hill, Kamu, LB, Eastern Illinois, 2021-22  
Cole, Dylan, ILB, Missouri State, 2017-20  
Simon, John, OLB, Ohio State, 2014-16  
Sharpton, Darryl, LB, Miami (Fla.), 2010-13  
Thompson, Chau, LB, West Texas A&M, 2008-09  
Barber, Shawn, LB, Richmond, 2007  
Polk, DaShon, LB, Arizona, 2004-06  
McClain, Jimmy, LB, Troy, 2002-03
- 52** Greenard, Jonathan, OLB, Florida, 2020-22  
Mingo, Barkevious, OLB, LSU, 2019  
Peters, Brian, ILB, Northwestern, 2015-18  
Tarpinian, Jeff, ILB, Iowa, 2013-15



- Gooden, Tavares, LB, Miami (Fla.), 2013  
Dobbins, Tim, ILB, Iowa State, 2011-13  
Adibi, Xavier, LB, Virginia Tech, 2008-10  
Wong, Kailee, LB, Stanford, 2002-06
- 53** Cashman, Blake, LB, Minnesota, 2022  
Strachan, Connor, LB, Boston College, 2021  
Ejiofor, Duke, OLB, Wake Forest, 2018-20  
President, Gimel, OLB, Illinois, 2017  
Bullough, Max, ILB, Michigan State, 2014-16  
Mays, Joe, ILB, North Dakota State, 2013  
James, Bradie, LB, LSU, 2012  
Keglar, Stanford, LB, Purdue, 2010  
Nixon, David, LB, BYU, 2010  
Campbell, Khary, LB, Bowling Green, 2009  
Coley, Kevis, LB, Southern Mississippi, 2008  
Kershaw, William, LB, Maryland, 2007  
Orr, Shantee, LB, Michigan, 2003-06
- 54** Quessenberry, Scott, C, UCLA, 2022  
Martin, Jacob, OLB, Temple, 2019-21  
Lewis, LaTroy, OLB, Tennessee, 2017  
Mohamed, Mike, ILB, California, 2013-15  
(Mohamed also wore #90)  
Jefferson, Willie, OLB, Stephen F. Austin, 2013  
Williams, Trevardo, OLB, Connecticut, 2013  
Ruud, Barrett, ILB, Nebraska, 2012  
(Ruud also wore #97)  
Alexander, Mister, ILB, Florida State, 2011-12  
Diles, Zac, LB, Kansas State, 2007-10  
(Diles also wore #91)  
Evans, Troy, LB, Cincinnati, 2002-06
- 55** Hughes, Jerry, DE, TCU, 2022  
Walker, DeMarcus, DE, Florida State, 2021  
McKinney, Benardrick, ILB, Mississippi State, 2016-20  
Myers, Chris, C, Miami (Fla.), 2008-14  
Clark, Danny, LB, Illinois, 2007  
Hodgdon, Drew, C, Arizona State, 2006-07  
(Hodgdon also wore #63 and #57)  
Pettway, Kenneth, LB, Grambling St., 2005  
Sharper, Jamie, LB, Virginia, 2002-04
- 56** Booker IV, Thomas, DT, Stanford, 2022  
Nickerson, Hardy, LB, Illinois, 2021  
Emanuel, Kyle, ILB, North Dakota State, 2020  
Woodson, Xavier, ILB, Arkansas State, 2019  
Cushing, Brian, ILB, USC, 2009-17  
Greenwood, Morlon, LB, Syracuse, 2005-08  
Foreman, Jay, LB, Nebraska, 2002-04
- 57** Pierre-Louis, Kevin, LB, Boston College, 2021-22  
Scarlett, Brennan, OLB, Stanford, 2016-20  
Tuggle, Justin, LB, Kansas State, 2013-15  
(Tuggle also wore #95)  
Montgomery, Sam, OLB, LSU, 2013  
Nading, Jesse, DE, Colorado State, 2011-12  
(Nading also wore #72)  
Ozougwu, Cheta, ILB, Rice, 2011  
Bentley, Kevin, LB, Northwestern, 2008-10  
Hodgdon, Drew, C, Arizona St., 2007  
(Hodgdon also wore #63 and #55)  
Monk, Quincy, LB, North Carolina, 2004  
Bell, Marcus, LB, Arizona, 2004
- 58** Kirksey, Christian, LB, Iowa, 2021-22  
Kalambayi, Peter, OLB, Stanford, 2018-20  
Houston, Lamarr, OLB, Texas, 2017  
Cliett, Reshard, ILB, South Florida, 2015  
Reed, Brooks, OLB, Arizona, 2011-14  
Greenhouse, Isaiah, LB, Northwestern State, 2010  
Winborn, Jamie, LB, Vanderbilt, 2009  
Flanagan, Mike, C, UCLA, 2006-07  
Foley, Steve, LB, N.E. Louisiana, 2003  
(Foley also wore # 93)  
Lamar, Jason, LB, Toledo, 2002
- 59** Green, Kenyon, G, Texas A&M, 2022  
Wilson, Eric, LB, Cincinnati, 2021  
Mercilus, Whitney, OLB, Illinois, 2012-21  
Ryans, DeMeco, LB, Alabama, 2006-11  
Chamberlin, Frank, LB, Boston College, 2005  
Acholonu, D.D., LB, Washington State, 2004  
Carroll, Travis, LB, Florida, 2003  
Spearman, Armegis, LB, Mississippi, 2003
- Mitchell, Keith, LB, Texas A&M, 2002
- 60** Cann, A.J., G, South Carolina, 2022  
Eldrenkamp, Jake, G, Washington, 2021  
Jones, Ben, C, Georgia, 2012-15  
Cochran, Earl, DE, Alabama State, 2006  
(Cochran also wore #96)  
Keathley, Michael, G, TCU, 2003  
Dawson, Curry, T, Angelo State, 2003
- 61** Cannon, Marcus, T, TCU, 2021  
Fuller, Kyle, C/G, Baylor, 2017  
Austin, Thomas, C/G, Clemson, 2011  
Verdell, Toddrick, LB, Florida State, 2009  
Weary, Fred, G, Tennessee, 2002-03  
(Weary also wore #70)
- 62** Benzschawel, Beau, C/G, Wisconsin, 2020  
Slade, Chad, G/T, Auburn, 2015 -17  
Kupper, Alex, G, Louisville, 2013  
Caldwell, Antoine, C, Alabama, 2009-12  
Jackson, Scott, T, Brigham Young, 2006-08  
Lorenti, Chris, C, Central Florida, 2002-03
- 63** Johnson, Roderick, T, Florida State, 2018-20  
Lamm, Kendall, T, Appalachian St., 2015-17  
(Lamm also wore #74)  
White, Chris, C, Southern Mississippi, 2008-09  
Hodgdon, Drew, C, Arizona St., 2005  
(Hodgdon also wore #55 and #57)
- 64** McCray, Justin, G, Central Florida, 2021-22  
Kelemete, Senio, G, Washington, 2018-20  
Johnson, Dorian, G, Pittsburgh, 2017  
Studdard, Kasey, G, Texas, 2007-11  
Lynch, Ben, C, California, 2003  
Newell, Mike, C, Colorado St., 2002
- 65** Taylor, Lane, G, Oklahoma State, 2021  
Mancz, Greg, C/G, Toledo, 2015-20  
Brisiel, Mike, G, Colorado State, 2007-11  
Evans, Brandon, G, Houston, 2004  
Schau, Ryan, G, Illinois, 2002
- 66** Toner, Cole, G, Harvard, 2021  
Martin, Nick, C, Notre Dame, 2016-20  
Gardner, Andrew, T, Georgia Tech, 2011-13  
Salaam, Ephraim, T, San Diego State, 2010  
(Salaam also wore #74)  
Robinson, Deljuan, DT, Mississippi St, 2007-09  
(Robinson also wore #97)  
Dorsey, Char-ron, T, Florida St., 2002
- 67** Heck, Charlie, T, North Carolina, 2020-22  
White, Cody, G, Illinois State, 2012-15  
Sheppard, Malcolm, DT, Arkansas, 2010  
Barry, Kevin, T, Arizona, 2007  
Brown, Milford, G, Florida St., 2002-05
- 68** Britt, Justin, C, Missouri, 2021-22  
Giacomini, Breno, T, Louisville, 2017  
Bergstrom, Tony, C, Utah, 2016  
Witzmann, Bryan, T, South Dakota State, 2015  
(Witzmann also wore #72)  
Harris, Ryan, T, Notre Dame, 2012-13  
Stevenson, Dan, G, Notre Dame, 2008  
Bedell, Brad, T, Colorado, 2006  
Riley, Victor, T, Auburn, 2005  
Spears, Marcus, T, Northwestern State, 2004  
Randall, Greg, T, Michigan State, 2003
- 69** Williams, Xavier, NT, Northern Iowa, 2021  
Pressley, DeMario, DT, North Carolina St, 2010  
Pitts, Chester, G/T, San Diego State, 2002-09
- 70** Steckler, Jordan, T, Northern Illinois, 2021  
Skipper, Dan, T, Arkansas, 2019  
Davenport, Juliën, T, Bucknell, 2017-18  
Adams, Jeff, T, Columbia, 2014-16  
Reyes, Tutan, G, Mississippi, 2009  
Weary, Fred, G, Tennessee, 2004-08  
(Weary also wore # 61)  
Graham, DeMingo, G, Hofstra, 2002
- 71** Howard, Tytus, G/T, Alabama St., 2019-22  
Su'a-Filo, Xavier, G, UCLA, 2014-17  
Smith, Shelley, G, Colorado State, 2010-11
- Black, Jordan, T, Notre Dame, 2007  
Pearson, Mike, T, Florida, 2006  
Wade, Todd, T, Mississippi, 2004-05  
Boselli, Tony, T, USC, 2002
- 72** Christian Sr., Geron, T, Louisville, 2021  
Newton, Derek, T, Arkansas State, 2015-16  
(Newton also wore #75)  
Witzmann, Bryan, T, South Dakota State, 2014  
(Witzmann also wore #68)  
Hunter, David, DE, Houston, 2012  
Nading, Jesse, DE, Colorado State, 2008-10  
(Nading also wore #57)  
Wiegert, Zach, G/T, Nebraska, 2003-06  
Hall, Barry, T, Mid. Tennessee St., 2002
- 73** Fulton, Zach, G, Tennessee, 2018-20  
Walker, Josh, G, Middle Tennessee State, 2016  
Yeatman, Will, T, Maryland, 2014  
Williams, Brennan, T, North Carolina, 2013  
Winston, Eric, T, Miami (Fla.), 2006-11  
Jones, Garrick, T, Arkansas St., 2003-04
- 74** Scharping, Max, G/T, Northern Illinois, 2019-21  
Lamm, Kendall, T, Appalachian State, 2018  
(Lamm also wore #63)  
Clark, Chris, T, Southern Miss, 2015-17  
(Clark also wore #77)  
Adams, Aaron, T, Eastern Kentucky, 2015  
Clabo, Tyson, T, Wake Forest, 2014  
Smith, Wade, G, Memphis, 2010-13  
Salaam, Ephraim, T, San Diego State, 2006-09  
(Salaam also wore #66)  
Walter, Ryan, G, Ohio State, 2005  
Young, Tyson, T, Kansas State, 2002
- 75** Carter, Ron'Dell, LB, James Madison, 2021  
Nkansah, Elijah, T, Toledo, 2019  
Rankin, Martin, G, Mississippi St., 2018  
Reid, Jah, T, Central Florida, 2017  
Wilfork, Vince, NT, Miami (Fla.), 2015-16  
Newton, Derek, T, Arkansas State, 2011-14  
(Newton also wore #72)  
Frye, Brandon, T, Virginia Tech, 2007  
Dalton, Lionel, DT, Eastern Michigan, 2006  
Johnson, Travis, DT, Florida St., 2005  
(Johnson also wore # 99)  
Herndon, Jimmy, T, Houston, 2002-03
- 76** Deculus, Austin, T, LSU, 2022  
Qvale, Brent, G/T, Nebraska, 2020  
Henderson, Seantrel, T, Miami, 2018-19  
Brown, Duane, T, Virginia Tech, 2008-17  
McKinney, Steve, C, Texas A&M, 2002-07
- 77** Froholdt, Hjalte, G, Arkansas, 2020  
Clark, Chris, T, Southern Mississippi, 2019  
(Clark also wore #74)  
Quessenberry, David, G/T, San Jose State, 2013-17  
Morris, Darius, G, Temple, 2011  
Denney, Ryan, DE, BYU, 2010  
Green, Jarvis, DE, LSU, 2010  
Spencer, Charles, T, Pittsburgh, 2006-07  
Washington, Todd, G/C, Virginia Tech, 2003-05  
Thomas, Tarlos, T, Florida State, 2002
- 78** Tunsil, Laremy, T, Mississippi, 2019-22  
Aboushi, Oday, G, Virginia, 2015-16  
Butler, Rashad, T, Miami (Fla.), 2008-11  
Killings, Cedric, DT, Carson-Newman, 2006-07  
Wand, Seth, T, N.W. Missouri St., 2003-05  
Spikes, Cameron, G/T, Texas A&M, 2002
- 79** Morrissey, Jimmy, C, Pittsburgh, 2021-22  
Steinmetz, David, T, Purdue, 2019  
Allen, Jeff, G, Illinois, 2016-17  
Brooks, Brandon, G, Miami (Oh.), 2012-15  
Bulman, Tim, DT, Boston College, 2006  
(Bulman also wore #93)  
Slechte, Jeremy, DT, Nebraska, 2003  
Overhauser, Chad, G, UCLA, 2002
- 80** Johnson, Andre, WR, Miami (Fla.), 2003-14  
McDermott, Sean, TE/LS, Kansas, 2002
- 81** Warring, Kahale, TE, San Diego State, 2019-20  
Baylis, Evan, TE, Oregon, 2017  
Denham, Anthony, TE, Utah, 2014-15



Daniels, Owen, TE, Wisconsin, 2006-13  
 Murphy, Matt, TE, Maryland, 2003-05  
 Harris, Atnaf, WR, CS-Northridge, 2002  
 Gideon, Sherrod, WR, Southern Mississippi, 2002

- 82 Coulter, Isaiah, WR, Rhode Island, 2020  
 Paulsen, Logan, TE, UCLA, 2019  
 Williams, Wendall, WR, Cumberlands, 2016  
 Martin, Keshawn, WR, Michigan State, 2012-15  
 Mason, Derrick, WR, Michigan State, 2011  
 Toliver, Terrence, WR, LSU, 2011  
 Harris, Clark, LS, Rutgers, 2008  
 Miller, Billy, TE, USC, 2002-04



**WR Andre Johnson topped 1,100 receiving yards in seven of his 12 seasons with the Texans.**

- 83 Howard, O.J., TE, Alabama, 2022  
 Auclair, Antony, TE, Laval, 2021  
 Thomas, Jordan, TE, Mississippi State, 2018-19  
 Walter, Kevin, WR, Eastern Michigan, 2007-12  
 (Walter also wore #85)  
 Jopru, Bennie, TE, Michigan, 2003-06  
 Murphy, Frank, WR, Kansas St., 2002  
 Rutledge, Rod, TE, Alabama, 2002
- 84 Quitariano, Teagan, TE, Oregon State, 2022  
 Veasy, Jordan, WR, California, 2021  
 Griffin, Ryan, TE, Connecticut, 2013-18  
 Stross, Trey, WR, Iowa, 2010  
 Jenkins, Darnell, WR, Miami, 2008  
 Moulds, Eric, WR, Mississippi St., 2006  
 Rivers, Marcellus, TE, Oklahoma St., 2005  
 Moses, JJ, WR, Iowa St., 2003-04  
 Lewis, Jermaine, WR, Maryland, 2002
- 85 Brown, Pharaoh, TE, Oregon, 2020-22  
 Pruitt, MyCole, TE, Southern Illinois, 2017  
 Washington, Nate, WR, Tiffin, 2015  
 Dreesen, Joel, TE, Colorado State, 2007-11  
 Walter, Kevin, WR, Eastern Michigan, 2006  
 (Walter also wore #83)  
 Bradford, Corey, WR, Jackson St., 2002-05
- 86 Schreck, Mason, TE, Buffalo, 2022  
 Casey, James, TE/FB, Rice, 2009-12  
 Williams, Harry, WR, Tuskegee, 2008  
 Lewis, Derrick, WR, San Diego St., 2006  
 Gaffney, Jabar, WR, Florida, 2002-05
- 87 Fells, Darren, TE, California-Irvine, 2019-20  
 Thomas, Demarius, WR, Georgia Tech, 2018  
 Fiedorowicz, C.J., TE, Iowa, 2014-17  
 Hill, Anthony, TE, New Mexico St., 2009-10  
 Bruener, Mark, TE, Washington, 2004-08  
 Armstrong, Derick, WR, Ark.-Monticello, 2003  
 (Armstrong also wore # 88)  
 Dawson, Jajuan, WR, Tulane, 2002  
 Insley, Trevor, WR, Nevada-Reno, 2002
- 88 Johnson III, Johnny, WR, Oregon, 2022  
 Akins, Jordan, TE, Central Florida, 2018-22  
 Malleck, Ryan, TE, Virginia Tech, 2002  
 Graham, Garrett, TE, Wisconsin, 2010-15  
 Putzier, Jeb, TE, Boise St., 2006-07  
 Armstrong, Derick, WR, Ark.-Monticello, 2004-05  
 (Armstrong also wore #87)  
 Kent, Rashod, TE, Rutgers, 2003  
 Black, Avion, WR, Tennessee St., 2002  
 Akins, Jordan, TE, Central Florida, 2018-22

- 89 Amendola, Danny, WR, Texas Tech, 2021  
 Adams, Jerell, TE, South Carolina, 2019  
 Anderson, Stephen, TE, California, 2016-17  
 McFarland, Mike, TE, South Florida, 2015  
 Byrne, Jake, TE, Wisconsin, 2013  
 Johnson, Bryant, WR, Penn State, 2011  
 Anderson, David, WR, Colorado State, 2007-10  
 (Anderson also wore #14 and #17)  
 Holloway, Jabari, TE, Notre Dame, 2002-03
- 90 Blacklock, Ross, DT, TCU, 2020-21  
 Clowney, Jadeveon, DE/OLB, South Carolina, 2014-18  
 Mohamed, Mike, ILB, California, 2013  
 (Mohamed also wore #54)  
 Smith, D.J., LB, Appalachian State, 2013  
 Alexander, Mister, LB, Florida State, 2012  
 (Alexander also wore #54)  
 Williams, Mario, DE, North Carolina State, 2006-11  
 Davis, Jason, DE, West Virginia, 2005  
 (Davis also wore #97)  
 Martin, Terrance, DT, North Carolina State, 2003  
 Green, Howard, DT, LSU, 2002



**Mario Williams played in 82 games for the Texans and finished his career with 53.0 sacks, which is the third-most in franchise history.**

- 91 Lopez, Roy, DT, Arizona, 2021-22  
 Watkins, Carlos, DE, Clemson, 2017-20  
 Still, Devon, DE, Penn State, 2016  
 Diles, Zac, LB, Kansas State, 2014  
 (Diles also wore #54)  
 Ankrah, Jason, OLB, Nebraska, 2014-15  
 Sapp, Ricky, OLB, Clemson, 2013-14  
 Harris, Ra'Shon, NT, Oregon, 2012  
 Okoye, Amobi, DT, Louisville, 2007-10  
 Payne, Seth, DT, Cornell, 2002-06
- 92 Green, Rasheem, DE, USC, 2022  
 Smith, Chris, DE, Arkansas, 2021  
 Dunn, Brandon, DT, Louisville, 2015-20  
 Nix III, Louis, NT, Notre Dame, 2014-15  
 Mitchell, Earl, DT, Arizona, 2010-13  
 Zgonina, Jeff, DT, Purdue, 2007-09  
 Weaver, Anthony, DE, Notre Dame, 2006  
 (Weaver also wore #98)  
 Sears, Corey, DE, Mississippi St., 2002-04
- 93 Hinish, Kurt, DT, Notre Dame, 2022  
 Johnson, Jaleel, DT, Iowa, 2021-22  
 Liuget, Corey, DT, Illinois, 2020  
 Heath, Joel, DE, Michigan State, 2016-19  
 Crick, Jared, DE, Nebraska, 2012-15  
 Bulman, Tim, DT, Boston College, 2007-11  
 (Bulman also wore #79)  
 Babin, Jason, LB, Western Michigan, 2004-06  
 Foley, Steve, LB, N.E. Louisiana, 2003  
 (Foley also wore # 58)  
 Flowers, Erik, LB, Arizona St., 2002
- 94 Harris, Demone, DE, Buffalo, 2021-22  
 Omenihu, Charles, DE, Texas, 2019-21  
 Kamalu, Ufomba, DE, Miami (Fla.), 2017  
 Smith, Antonio, DE, Oklahoma State, 2009-13, 2016  
 Pickett, Ryan, NT, Ohio State, 2014  
 Kalu, N.D., DE, Rice, 2006-07  
 Ioane, Junior, DT, Arizona State, 2003-05

Hill, Charles, DT, Maryland, 2002

- 95 Rivers, Derek, DE, Youngstown State, 2021-22  
 Orchard, Nate, DE, Utah, 2020  
 Vanderdoes, Eddie, NT, UCLA, 2019-20  
 Covington, Christian, DE, Rice, 2015-18  
 Powe, Jerrell, NT, Mississippi, 2014  
 Tuggle, Justin, LB, Kansas State, 2013  
 (Tuggle also wore #57)  
 Cody, Shaun, DT, USC, 2009-12  
 McClover, Stanley, DE, Auburn, 2008  
 Maddox, Anthony, DT, Delta St., 2006-07  
 Deloach, Jerry, DE, California, 2002-05
- 96 Collins, Maliek, DT, Nebraska, 2022  
 Taylor, Vincent, DT, Oklahoma State, 2021  
 Hall, P.J., DT, Sam Houston State, 2020  
 Savage-Lewis, Ira, DE, Baylor, 2019  
 Clements, Chunky, NT, Illinois, 2017  
 Langford, Kendall, DE, Hampton, 2017  
 Jamison, Tim, DE, Michigan, 2009-14  
 (Jamison also wore #99)  
 Anderson, Mark, DE, Alabama, 2010  
 Cochran, Earl, DE, Alabama State, 2007-08  
 (Cochran also wore #60)  
 Johnson, Thomas, DT, Middle Tennessee State, 2006  
 Walker, Gary, DE, Auburn, 2002-05
- 97 Addison, Mario, DL, Troy, 2022  
 Collins, Maliek, DT, Nebraska, 2021  
 Brown, Andrew, DT, Virginia, 2020  
 Blackson, Angelo, DE, Auburn, 2017-19  
 Kamalu, Ufomba, DE, Miami (Fla.), 2016  
 Pagan, Jeoffrey, DE, Alabama, 2014-15  
 McClain, Terrell, NT, South Florida, 2012-13  
 Ruud, Barrett, ILB, Nebraska, 2012  
 (Ruud also wore #54)  
 Lewis, Damione, DT, Miami, 2010  
 Okam, Frank, DT, Texas, 2008-10  
 Malone, Alfred, DE, Troy, 2005-06  
 Davis, Jason, DE, West Virginia, 2003  
 (Davis also wore #90)  
 Worthen, Shawn, DT, TCU, 2002
- 98 Dwumfour, Michael, DT, Rutgers, 2021-22  
 Alufohai, Auzoyah, DT, West Georgia, 2020  
 Reader, D.J., NT, Clemson, 2016-19  
 Browner, Keith, DE, California, 2014  
 Barwin, Connor, DE/LB, Cincinnati, 2009-12  
 Weaver, Anthony, DE, Notre Dame, 2007-08  
 (Weaver also wore #92)  
 Peek, Antwan, LB, Cincinnati, 2003-06  
 Posey, Jeff, LB, So. Mississippi, 2002
- 99 Watt, J.J., DE, Wisconsin, 2011-20  
 Jamison, Tim, DE, Michigan, 2009-10  
 (Jamison also wore #96)  
 Ogunleye, Adewale, DE, Indiana, 2010  
 Johnson, Travis, DE, Florida State, 2006-08  
 (Johnson also wore # 75)  
 Smith, Robaire, DE, Michigan State, 2004-05  
 Martin, Steve, DT, Missouri, 2003  
 Blade, Willie, DE, Mississippi State, 2002



**J.J. Watt was a three-time Defensive Player of the Year (2012, 14-15), five-time Pro Bowl selection (2012-15, 2018) and five-time First Team All-Pro (2012-15, 2018).**



**A**

Acholonu, D.D., LB, 2004\*  
 Adams, Jeff, T, 2016  
 Adams, Jerell, TE, 2018-19\*  
 Adams, Tyrell, ILB, 2019\*  
 Akins, Jordan, TE, 2022\*  
 Alexander, Mister, ILB, 2011\*  
 Allen, RaShaun, TE, 2016  
 Alridge, Anthony, RB, 2009  
 Alufohai, Auzoyah, DT, 2020\*  
 Anderson, Darius, RB, 2021  
 Anderson, David, WR, 2006\*  
 Anderson, Jason, RB, 2005\*  
 Ankrah, Jason, OLB, 2014\*  
 Armstrong, Cornell, CB, 2019\*  
 Arnold, Grayland, DB, 2021\*, \*2022  
 Aromashodu, Devin, WR, 2007  
 Auclair, Antony, TE, 2021\*  
 Austell, Erik, G, 2017

**B**

Bachman, Alex, WR, 2022  
 Baker, Antonio, S, 2010  
 Baker, Edwin, RB, 2013  
 Barbieri, Howard, OL, 2011  
 Barton, Karim, G, 2015  
 Baylis, Evan, TE, 2017  
 Bazuin, Dan, DE, 2008  
 Beach, Arliss, RB, 2007-08\*  
 Bellamy, Davin, OLB, 2018, 2020  
 Benzschawel, Beau, G, 2020\*  
 Billings, Montez, WR, 2010  
 Bing, Darnell, LB, 2009  
 Bolton, Curtis, ILB, 2020  
 Bonner, Alan, WR, 2015  
 Borders, Breon, CB, 2018  
 Boren, Zach, FB, 2013  
 Boswell, Chris, K, 2014  
 Boyd, Shane, QB, 2007\*  
 Brink, Alex, QB, 2008  
 Brisiel, Mike, G, 2006-2007\*  
 Brock, Logan, TE, 2012  
 Broussard, Jamall, WR, 2006  
 Brown, Keenen, TE, 2019  
 Brown, Kourtnei, OLB, 2014  
 Brown, Pharaoh, TE, 2020\*  
 Browner, Keith, DE, 2012-14\*  
 Bryant, Brandon, DL, 2022  
 Bullough, Max, ILB, 2014-15\*  
 Bulman, Tim, DT, 2006-2007\*  
 Bundrage, Quenton, WR, 2016  
 Burns, Curry, S, 2006  
 Byrne, Jake, TE, 2012

**C**

Cabral, Cohl, C, 2020  
 Camp, Jalen, WR, 2021\*, \*2022  
 Campbell, Ibraheim, S, 2017\*  
 Carmichael, Rashad, CB, 2013  
 Carter, Shyheim, DB, 2021  
 Carroll, Travis, LB, 2003\*  
 Castañeda, Eduardo, LB, 2007  
 Chachere, Andre, CB, 2018  
 Cheek, Joseph, T, 2016  
 Chesley, Anthony, CB, 2019-20\*  
 Clements, Chunky, NT, 2017\*  
 Cochran, Earl, DE, 2006\*  
 Coley, Kevis, LB, 2007-08\*  
 Collins, Cameron, LB, 2012\*  
 Collins, McAllister, C, 2002  
 Conley, Chris, WR, 2022  
 Conque, Zach, TE, 2017  
 Cooper, Sam, OL, 2021  
 Coughman, Edawn, T, 2015  
 Crummey, Andrew, G, 2009  
 Cruse, Andy, WR, 2013  
 Curtis, Kevin, S, 2006

**D**

Davis, A.J., CB, 2008  
 Davis, Buster, LB, 2009  
 Davis, Davion, WR, 2022  
 Davis, Jace, WR, 2014  
 Davis, James, RB, 2011  
 Davis, Jason, DE, 2003-04\*, 2006  
 Dawson, Curry, T, 2003\*  
 Denham, Anthony, TE, 2014\*  
 Dewalt-Ondijo, Jordan, OLB, 2015  
 Dew-Treadway, Michael, DL, 2022  
 DiLauro, Christian, T, 2019  
 Divens, Lamar, DT, 2012  
 Doaks, Gerrid, RB, 2022  
 Dorsett, Phillip, WR, 2021\*  
 Dorsey, Quinn, LB, 2005  
 Douglas, Cody, G, 2006  
 Douglas, Robert, FB, 2005-06  
 Driskel, Jeff, QB, 2021\*, 2022\*  
 Drummond, Kurtis, S, 2015\*, 2017\*  
 Dunn, Anthony, LB, 2004  
 Dunn, Brandon, DE, 2016\*  
 Dupre, Malachi, WR, 2018  
 Dwumfour, Michael, DL, 2021\*  
 Dysert, Zac, QB, 2015

**E**

Eberle, Dominik, K, 2021\*  
 Echemandu, Adimchinobi, RB, 2007  
 Edison, Dominique, WR, 2011  
 Edwards, Javi, NT, 2019  
 Egboh, Pannel, DE, 2009  
 Eldrenkamp, Jake, OL, 2021\*  
 Ellerbee, Emmanuel, ILB, 2020  
 Eslinger, Greg, C, 2007\*  
 Estrada, Drew, WR, 2022  
 Etta-Tawo, Amba, WR, 2018  
 Evans, Brandon, G, 2004\*  
 Exford, Austin, S, 2019

**F**

Faggins, Demarcus, CB, 2003\*  
 Feiler, Matt, T, 2014  
 Ferentz, James, C, 2014  
 Ferguson, Josh, RB, 2018  
 Foster, Arian, RB, 2009\*  
 Francis, Cobi, CB, 2022  
 Freeman, Dalton, C, 2015  
 Freeman, Marcus, LB, 2009  
 Freeman, Rober', CB, 2003\*  
 Freeman, Royce, RB, 2022  
 Froholdt, Hjalte, OL, 2021  
 Frye, Brandon, T, 2007-08\*  
 Fuller, Kyle, C/G, 2018  
 Fumagalli, Troy, TE, 2020  
 Futrell, Kendall, DE, 2020

**G**

Gardner, Andrew, T, 2011\*  
 Gibson, Laurence, T, 2016  
 Gibson, Thaddeus, LB, 2011  
 Gilchrist, Kennan, ILB, 2017-18  
 Glasgow, Ryan, DT, 2020  
 Gordon, Amon, DT, 2010  
 Graham, Ray, RB, 2013\*  
 Grayson Jr., Cyril, WR, 2018  
 Green, Carson, OL, 2021\*  
 Green, Howard, DT, 2002  
 Green, T.J., DB, 2021\*  
 Greenhouse, Isaiah, LB, 2010\*  
 Grimes, Jonathan, RB, 2012\*

**H**

Hall, Barry, T, 2002  
 Hall, Daeshon, OLB, 2018  
 Hall, Nate, ILB, 2019-20\*  
 Halterman, Aaron, TE, 2005  
 Hamilton, Cobi, WR, 2017\*  
 Hamilton, Derrick, WR, 2007

Hansen, Chad, WR, 2019-20\*  
 Hardison, Marcus, NT, 2017  
 Harris, Atnaf, WR, 2002\*  
 Harris, Clark, TE, 2008\*, 2009  
 Harris, Demone, DL, 2021\*, \*2022  
 Harris, Dwayne, WR, 2020  
 Harris, Elliott, DE, 2005  
 Harris, Ra'Shon, NT, 2011  
 Hawkins, Jelani, OT, 2002\*  
 Hawkins, Jerald, G/T, 2020  
 Hazelton, Damon, WR, 2021  
 Hebert, Kyries, S, 2002\*  
 Heinicke, Taylor, QB, 2017\*  
 Helms, Brett, C, 2009-10  
 Henry, Chris, RB, 2009\*  
 Henry, Marcus, C/G, 2019  
 Henry Jr., Willie, DE, 2020  
 Herrion, Atlas, G, 2006  
 Hicks, Reese, OT, 2004-2005  
 Higdon Jr., Karan, RB, 2019  
 Hilliard, Kenny, RB, 2015-16  
 Holliday, Trindon, WR, 2011\*  
 Holloway, Jabari, TE, 2002\*  
 Huggins, Albert, DE, 2019  
 Hunt, Akeem, RB, 2015\*-16\*  
 Hunter, David, DE, 2012\*  
 Hunter, Michael, CB, 2018

**I**

Iwuagwu, Cordel, G, 2020

**J**

Jackson, Darius, RB, 2021  
 James, Charles, CB, 2014  
 James, Kendall, CB, 2014  
 Jamison, Tim, DE, 2009\*-10  
 Jenkins, Darnell, WR, 2008\*-09  
 Jenkins, Michael, RB, 2002  
 Johnson, Albert, WR, 2003  
 Johnson, Chris, S, 2019  
 Johnson, Delano, OLB, 2012  
 Johnson, Dorian, G, 2017  
 Johnson, Roderick, T, 2018\*  
 Johnson III, Johnny, WR, 2022\*  
 Jones, Bryce, CB, 2017  
 Jones, Garrick, T, 2003-05\*  
 Jones, Tevin, WR, 2016

**K**

Kamalu, Ufomba, DE, 2016\*  
 Keenum, Case, QB, 2012  
 Kent, Rashod, TE, 2002-03\*  
 Keo, Shiloh, FS, 2011\*



Keyes, BoPete, CB, 2022  
 Kukwa, Anthony, LS, 2020  
 Kupper, Alex, G, 2013\*-14

\* - Players made the active roster that season.

## L

Labhart, Travis, WR, 2014  
 Landrum, Chris, OLB, 2018  
 LeBlanc, Cre'von, DB, 2021\*  
 Lee, Eric, OLB, 2016  
 Lengel, Matt, TE, 2018  
 Lenz, Josh, WR, 2015  
 Leonard, Rick, T, 2019  
 Lewis, Derrick, WR, 2006\*  
 Lewis, LaTroy, OLB, 2017\*  
 Liuget, Corey, DT, 2020\*  
 Long, Gabe, DT, 2008  
 Lord, Jammal, FS, 2004-2005\*  
 Luani, Shalom, S, 2019  
 Lucien, Devin, WR, 2017

## M

Maddox, Anthony, DT 2006\*  
 Maehl, Jeff, WR, 2011\*-12  
 Maher, Brett, K, 2020  
 Malena, Ben, RB, 2014  
 Malleck, Ryan, TE, 2017\*  
 Malone, Alfred, DT, 2005\*  
 Mancz, Greg, C/G, 2020\*  
 Martin, Chris, T, 2014  
 McCarron, Riley, WR, 2017  
 McCollum, Ryan, OL, 2021  
 McCollum, Tristin, CB, 2022  
 McCoy, Chris, DE, 2010  
 McDermott, KC, OL, 2022\*  
 McGough, Alex, QB, 2019\*-20  
 McKenzie, Chris, CB, 2005\*  
 Means, Loyce, CB, 2013  
 Means, Steven, OLB, 2015  
 Meggett, Davin, RB, 2012  
 Menkin, Nate, G, 2013  
 Mitchell Jr., Steven, WR, 2018\*, 2020\*  
 Mitchell, Brandon, S, 2007\*  
 Moats, Ryan, RB, 2008\*  
 Mohamed, Mike, ILB, 2013\*  
 Mondek, Nick, T, 2012  
 Moore, Chris, WR, 2021\*  
 Moore, Corey, S, 2015\*  
 Moore, J'Mon, WR, 2020  
 Moore, Kashif, WR, 2012  
 Montgomery, D.J., WR, 2022

Morgan, Donovan, WR, 2005\*  
 Morrissey, Jimmy, T, 2022\*  
 Murphy, Kyle, T, 2019  
 Murphy, Matt, TE, 2004\*

## N

Nading, Jesse, DE, 2008\*-09\*, 2011\*  
 Neihuis, Doug, G, 2006  
 Nelson Jr., Robert, CB, 2015-16\*  
 Nerys, Jason, G, 2005  
 Nickerson, Hardy, LB, 2021\*  
 Nkansah, Elijah, T, 2019\*-20  
 Nwachukwu, Uzoma, WR, 2013-14

## O

Oakley, Anthony, G, 2008  
 Odeleye, Adedayo, DE, 2022  
 Ogbonnaya, Chris, RB, 2010-11\*  
 Ogbuehi, Cedric, OL, 2022  
 Ogunbowale, Dare, RB, 2017  
 Oporum, Toben, FB, 2014  
 Orr, Shantee, LB, 2003-04\*  
 Overbay, Nathan, TE, 2013  
 Overhauser, Chad, C/G, 2002\*  
 Owens, Jonathan, S, 2019-21\*

## P

Parks, Terrance, S, 2014  
 Parson, Mark, CB, 2009  
 Patterson, Manny, CB, 2020  
 Pemberton, Cole, T, 2010  
 Pettinato, Dan, DE, 2015-16  
 Pettway, Kenneth, LB, 2005\*  
 Phillips, Antonio, DB, 2021  
 Phillips, Scottie, RB, 2020\*  
 Pierre-Louis, Kevin, LB, 2022\*  
 Pittman, Bryan, LS, 2003\*  
 Pleasant, Eddie, S, 2012\*  
 Pope, Troymaine, RB, 2017  
 Porter, Quinton, QB, 2006\*  
 President, Gimel, LB, 2017\*  
 Prosize, C.J., RB, 2020\*  
 Pruitt, MyCole, TE, 2017\*

## Q

Quessenberry, David, G, 2017\*  
 Quessenberry, Paul, FB, 2021\*, 2022  
 Quinn, Mike, QB, 2003\*

## R

Rashad, Shakeel, ILB, 2016  
 Ratley, Damion, WR, 2020\*  
 Ray, Wyatt, OLB, 2019  
 Redmond, Will, S, 2022\*

Rice, Denzel, CB, 2016\*  
 Richardson, Daryl, RB, 2015  
 Richardson, Rico, WR, 2013  
 Rivers, Derek, DL, 2021\*  
 Rivers, Gerald, OLB, 2015  
 Roberson, Derick, CB, 2007-08\*, 2022  
 Robinson, Deljuan, DT, 2007\*  
 Robinson, Jevoni, TE, 2017  
 Rodgers, Jake, T, 2017  
 Roland, Justin, LB, 2008  
 Ross, D'Angelo, DB, 2022  
 Ross, Daniel, DE, 2017  
 Ross, Richie, WR, 2006  
 Rue, Josh, FB, 2004

## S

Samuels, Jaylen, RB, 2021\*  
 Schreck, Mason, TE, 2022\*  
 Scott, Artavis, WR, 2020  
 Seaverns, Justin, LB, 2003  
 Shakir, Maurquice, G, 2018  
 Sharpe, David, T, 2018\*  
 Sheppard, Malcolm, DT, 2010\*  
 Sherrrod, Dezmond, TE, 2009  
 Simmons, Mark, WR, 2008  
 Simmons, Tyler, WR, 2020  
 Skelton, Steve, TE, 2012  
 Slade, Chad, G/T, 2016-18\*  
 Slye, Joey, K, 2021\*  
 Smelley, Brad, FB, 2013\*  
 Smith, Antone, RB, 2009  
 Smith, Chris, DL, 2021\*  
 Smith, Devin, WR, 2020  
 Smith, Shelley, G, 2010\*  
 Smith, Vyncint, WR, 2019  
 Spann, Chad, RB, 2013\*  
 Stansbury, Ed, FB, 2002\*  
 Stanzi, Ricky, QB, 2014  
 Starling, Kendrick, WR, 2004\*  
 Steckler, Jordan, OL, 2021\*, 2022  
 Steinmetz, David, T, 2018  
 Stenavich, Adam, T, 2008-09  
 Strachan, Connor, LB, 2021\*  
 Suber, Allen, WR, 2004  
 Supernaw, Phillip, TE, 2012-13\*

## T

Taylor, Chris, RB, 2006\*  
 Taylor, Lane, OL, 2021\*  
 Terrell, Steven, S, 2013  
 Terry, D.D., RB, 2008  
 Thomas, Sloan, WR, 2004  
 Thomas, Tarlos, T, 2002

Thompson, Chris, WR, 2017\*  
 Thorpe, Craphonso, WR, 2006  
 Thorton, Josh, CB, 2017  
 Tomlinson, Eric, TE, 2015-16  
 Toner, Cole, OL, 2021\*  
 Torrey, Andre, LB, 2005  
 Townsend, Johnny, P, 2021  
 Townsel, Derrick, WR, 2010  
 Treadwell, Joseph, T, 2015  
 Turner, Malik, WR, 2022  
 Tyson, Mike, S, 2018\*

## V

Vanderdoes, Eddie, NT, 2019\*  
 Veasy, Jordan, WR, 2021\*  
 Victorian, Josh, CB, 2013\*  
 Virgin, Dee, CB, 2017

## W

Walker, Darius, RB, 2007-08\*  
 Walker, John, S, 2006\*  
 Walker, Josh, G, 2016\*  
 Wallace, Cody, C, 2010'  
 Wallace-Simms, OL, 2022  
 Washington Jr., Tony, OLB, 2015  
 Washington, Maurice, WR, 2005  
 Watson, Josh, LB, 2021\*  
 Weah, Jester, WR, 2018  
 White, Chris, C, 2006  
 White, Cody, G, 2012\*  
 White, DeAndrew, WR, 2017\*  
 Whitney, Isaac, WR, 2018  
 Williams, Bobby, WR, 2010  
 Williams, Brandon, CB, 2020  
 Williams, Harry, WR, 2006-07\*  
 Williams, Javarris, RB, 2011  
 Williams, Marcus, CB, 2014  
 Williams, Paul, WR, 2010  
 Williams, Torri, SS, 2010\*-11  
 Williams, Wendall, WR, 2016\*  
 Works, Renaldo, RB, 2004  
 Worthen, Shawn, DT, 2002\*  
 Worthy, Chandler, WR, 2015\*  
 Wright, Keith, DT, 2003  
 Wynn, Milton, WR, 2002

## Y

Young, David, S, 2004

## Z

Zabransky, Jared, QB, 2007



Coach	Position	Season
Adegoke, Stephen	Safeties	2023
Aylward, John	Offensive Assistant	2019-20
Baker, Sean	Assistant Special Teams	2021-23
Barrett, Danny	Running Backs	2018-23
Bayless, Martin	Assistant Defensive Backs	2006-07
Bell, Brian	Assistant Strength & Conditioning	2015-17
Benton, John	Offensive Line	2006-13
Berbenich, Tim	Tight Ends	2022
Bernhardt, Jim	Director of Football Research	2014-17
Bischoff, Andy	Tight Ends	2021
Bolling, Ben	Defensive Assistant	2021-23
Bowen, Shane	Defensive Assistant	2016-17
Broomfield, Deon	Defensive Assistant	2020
Brown, Kippy	Wide Receivers	2002-05
Burke, Matt	Defensive Coordinator	2023
Bush, Frank	Senior Defensive Assistant	2007-08
	Defensive Coordinator	2009-10
Butler, John	Secondary	2014-17
Calhoun, Troy	Offensive Coordinator/Quarterbacks	2006
Campen, James	Offensive Line	2021
<b>CAPERS, DOM</b>	<b>HEAD COACH</b>	<b>2002-05</b>
Carter, Perry	Defensive Assistant	2006-09
	Assistant Defensive Backs	2010-13
Cesaire, Jacques	Defensive Line	2022-23
Colman, Doug	Assistant Special Teams Coordinator	2014-17
<b>CRENNEL, ROMEO</b>	<b>Defensive Coordinator</b>	<b>2014-16</b>
	<b>Assistant Head Coach/Defense</b>	<b>2017</b>
	<b>Assistant Head Coach/Defensive Coord.</b>	<b>2018-19</b>
	<b>Associate Head Coach</b>	<b>2020</b>
	<b>INTERIM HEAD COACH</b>	<b>2020</b>
<b>CULLEY, DAVID</b>	<b>HEAD COACH</b>	<b>2021</b>
Cushing, Brian	Assistant Strength & Conditioning	2019-20
Danna, Joe	Safeties	2022
Day, Shane	Senior Offensive Assistant	2023
Dennison, Rick	Offensive Coordinator	2010-13
Dent, Akeem	Defensive Assistant	2019-20
Devlin, Mike	Offensive Line	2015-20
Distor, Joe	Assistant Strength & Conditioning	2019-20
Dorrell, Karl	Quarterbacks	2012-13
Dunn, Paul	Offensive Line	2014
Emini, Ilir	Defensive Assistant	2021
	Defensive Assistant / Nickels	2022
Eubanks, Mike	Assistant Strength & Conditioning	2018
	Head Strength & Conditioning	2019-20
Fangio, Vic	Defensive Coordinator	2002-05
Fisch, Jedd	Defensive Quality Control	2002-03
Fitzgerald, Craig	Head Strength & Conditioning	2014-17
Franklin, Jethro	Defensive Line	2007-08
George, Jason	Assistant Strength & Conditioning	2018-19
Gibbs, Alex	Assistant Head Coach/Offense	2008-09
Gibbs, David	Defensive Backs Coach	2009-10
Godsey, George	Quarterbacks	2014
	Offensive Coordinator	2015-16
Grantham, Todd	Defensive Line	2002-04

\***BOLD** indicates head coaches.

Coach	Position	Season
Hamilton, Pep	Passing Game Coordinator / Quarterbacks	2021
	Offensive Coordinator	2022
Hammerschmidt, Dan	Offensive Assistant	2012-13
Harding, Dele	Defensive Assistant	2022
Hardy, James	Sports Science Coordinator / Assistant Strength & Conditioning	2020
Harris, Chick	Running Backs	2002-13
Hayes, Sean	Assistant Strength & Conditioning	2014-15
Herring, Reggie	Linebackers	2002-03, 11-13
Hightower, Richard	Administrative Coord., Coaching	2006-07
	Special Teams Assistant	2008
Hixon, Stan	Wide Receivers	2014-15
Holland, Johnny	Linebackers	2006-10
Hoke, Jon	Defensive Backs	2002-08
Hunter, Hal	Assistant Offensive Line	2022
Izzo, Larry	Special Teams Coordinator	2016-17
Jackson, Greg	Safeties	2021
Jackson, Kenyon	Assistant Defensive Line	2022
James, Jarrod	Offensive Assistant	2023
Johnson, Andre	Special Advisor to the HC & GM	2019-20
Johnson, Jerrod	Quarterbacks	2023
Jones, Ian	Assistant Strength & Conditioning	2016-17
Joseph, Vance	Defensive Backs	2011-13
Karmelowicz, Bob	Defensive Line	2006
	Special Assistant to the Head Coach	2007-08
Kelly, Tim	Offensive Quality Control	2014-15
	Offensive Quality Control/Asst. Off. Line	2016
	Tight Ends	2017-18
	Offensive Coordinator	2019
	Offensive Coordinator/Quarterbacks	2020
	Offensive Coordinator	2021
Kiffin, Chris	Linebackers	2023
King, Bobby	Defensive Assistant	2011
	Asst. Linebackers	2012-13
	Linebackers	2017
	Inside Linebackers	2018-20
	Defensive Line	2021
Kirksey, Larry	Wide Receivers	2007-13
Knapp, Greg	Quarterbacks	2010-11
Kollar, Bill	Asst. Head Coach/Defensive Line	2009-13
	Defensive Line	2014
<b>KUBIAK, GARY</b>	<b>HEAD COACH</b>	<b>2006-13</b>
Kugler, Robert	Assistant Offensive Line / Offensive Assistant	2021
LaFleur, Matt	Offensive Assistant	2008-09
Lawing, Will	Defensive Quality Control	2014-16
	Offensive Assistant/Offensive Line	2017-18
	Tight Ends	2019-20
Lazor, Bill	Senior Offensive Assistant	2023
Ligashesky, Bob	Special Teams Assistant	2013
	Special Teams Coordinator	2014-15
London, Charles	Running Backs	2014-17



Lubick, Marc	Offensive Assistant	2010-11
	Assistant Wide Receivers	2012-13
Lynn, D'Anton	Assistant Secondary	2018-19
	Secondary	2020
<b>Coach</b>	<b>Position</b>	<b>Season</b>
Marciano, Joe	Special Teams Coordinator	2002-13
Marciano, Tony	Offensive Line	2002-03
	Tight Ends	2004-05
Marshall, Steve	Assistant Offensive Line	2002-05
	Offensive Line	2005
Matthews, Bruce	Offensive Assistant	2009-10
McDaniel, Mike	Offensive Assistant	2006-08
McDaniels, Ben	Assistant Wide Receivers /	
	Offensive Assistant	2021
	Wide Receivers / Pass Game Coordinator	2022-23
McGhee, DeNarius	Offensive Assistant	2020-23
Midget, Anthony	Assistant Secondary	2014-17
	Secondary	2018-19
Milus, Ryan	Defensive Assistant	2023
Moorer, Pat	Assistant Strength & Conditioning	2020
Moreland, Jake	Tight Ends	2023
<b>O'BRIEN, BILL</b>	<b>HEAD COACH</b>	<b>2014-19</b>
	<b>HEAD COACH &amp; GENERAL MANAGER</b>	<b>2020</b>
O'Hara, Pat	Offensive Assistant	2015-16
	Offensive Assistant/Quarterbacks	2017
O'Donnell, Matt	Defensive Quality Control	2018
	Defensive Assistant	2019
	Coord. of FB Research/Defensive Assistant	2020
Oden, Tony	Assistant Defensive Backs	2004-05
Olivadotti, Tom	Linebackers	2004-05
Olson, Jake	Assistant to the Coaches	2023
Pagano, John	Senior Defensive Asst./Outside Linebackers	2018-19
Palmer, Chris	Offensive Coordinator	2002-05
Pariani, Brian	Tight Ends	2006-13
Pasqualoni, Paul	Defensive Line	2015
Pendry, Joe	Offensive Line	2004-05
	Offensive Coordinator	2005
Perry, John	Tight Ends	2014-16
	Wide Receivers	2017-20
<b>PHILLIPS, WADE</b>	<b>Defensive Coordinator</b>	<b>2011-13</b>
	<b>INTERIM HEAD COACH</b>	<b>2013</b>
Picazo, Robbie	Offensive Assistant	2022
Pleasant, Anthony	Assistant Strength & Conditioning	2014
	Defensive Assistant	2015
Pollack, Frank	Assistant Offensive Line	2008-11
Popovich, Cole	Assistant Offensive Line	2023
Prince, Robert	Wide Receivers	2021
Rhodes, Ray	Assistant Defensive Backs	2008
	Senior Defensive Assistant	2009-10
Richesson, Luke	Senior Director of Sports Performance	2018
Riley, Dan	Head Strength & Conditioning	2002-08
Roman, Greg	Tight Ends	2002-03
	Quarterbacks	2004-05
Ross, Frank	Special Teams Coordinator	2021-23
Rumph, Chris	Outside Linebackers	2020
Ryan, Jim	Offensive Assistant	2011

	Assistant Offensive Line	2012-13
Ryan, Sean	Wide Receivers	2016
	Quarterbacks	2017-18
<b>RYANS, DEMECO</b>	<b>HEAD COACH</b>	<b>2023</b>
<b>Coach</b>	<b>Position</b>	<b>Season</b>
Saleh, Robert	Defensive Assistant	2006-08
	Assistant Linebackers	2009-10
Schiotz, Matt	Assistant Strength & Conditioning	2009-13
Seely, Brad	Special Teams Coordinator	2018-19
Shanahan, Kyle	Wide Receivers	2006
	Quarterbacks	2007
	Offensive Coordinator/Quarterbacks	2008-09
Sherman, Mike	Assistant Head Coach/Offense	2006
	Assistant Head Coach/Offensive Coordinator	2007
Simien, Tracy	Assistant Defensive Line	2006
Slowik, Bobby	Offensive Coordinator	2023
Smith, Allen	Assistant Defensive Line /	
	Defensive Assistant	2021
Smith, Carl	Quarterbacks	2019
	Offensive Consultant	2020
Smith, Cedric	Head Strength & Conditioning	2010-13
<b>SMITH, LOVIE</b>	<b>Associate Head Coach /</b>	
	<b>Defensive Coordinator</b>	<b>2021</b>
	<b>HEAD COACH</b>	<b>2022</b>
Smith, Miles	Linebackers	2021-22
Smith, Richard	Defensive Coordinator	2006-08
Smith, Tracy	Assistant Special Teams Coordinator	2018-19
	Special Teams Coordinator	2020
Stewart, Brian	Assistant Defensive Backs	2002-03
Strausser, Chris	Offensive Line	2023
Sutulovich, Eric	Assistant Special Teams	2002-05
Undlin, Cory	Defensive Passing Game Coordinator	2023
Vasso, Dino	Cornerbacks	2021-23
Voltaire, Billy J.	Asst. S&C/Performance Therapist	2018-19
Vrabel, Mike	Linebackers	2014-16
	Defensive Coordinator	2017
Wallace, Leander	Offensive Quality Control	2022
Warhop, George	Offensive Line	2022
Weaver, Anthony	Defensive Line	2016-19
	Defensive Coordinator/Defensive Line	2020
Welker, Wes	Offensive/Special Teams Assistant	2017-18
White, Ted	Offensive Assistant / Quarterbacks	2022
Wright, Ray	Assistant Strength & Conditioning	2002-08
	Head Strength & Conditioning	2009
Wright, Rod	Assistant Defensive Line	2023
Yates, T.J.	Offensive Assistant	2019
	Assistant Quarterbacks	2020
Zgonina, Jeff	Assistant Defensive Line	2013

\***BOLD** indicates head coaches.



Date	Terms
March 4, 2002:	Traded QB <b>Danny Wuerffel</b> to Washington in exchange for DT <b>Jerry Deloach</b> .
March 25, 2002:	Traded a 2002 seventh-round pick (212th overall) to Pittsburgh as compensation for restricted free agent K <b>Kris Brown</b> .
March 28, 2002:	Traded a 2003 conditional pick to St. Louis in exchange for CB <b>Jacoby Sheperd</b> .
April 17, 2002:	Traded RB <b>Charlie Rogers</b> to Buffalo in exchange for LB <b>Jay Foreman</b> .
April 21, 2002:	Traded a 2002 fourth-round pick (116th overall) to Atlanta in exchange for a 2003 third-round pick (88th overall - QB <b>Dave Ragone</b> ).
March 6, 2003:	Traded a 2003 fifth-round pick (154th overall) to New England in exchange for T <b>Greg Randall</b> .
April 26, 2003:	Traded a 2003 second-round pick (36th overall) and fourth-round pick (117th overall) to New England in exchange for a 2003 second-round pick (41st overall - TE <b>Bennie Joppru</b> ) and third-round pick (75th overall - T <b>Seth Wand</b> ).
April 26, 2003:	Traded a 2003 third-round pick (83rd overall) and seventh-round pick (262nd overall) to Oakland in exchange for a 2004 second-round pick (supplemental - RB <b>Tony Hollings</b> ).
April 27, 2003:	Traded a 2003 fifth-round pick (138th overall) to Indianapolis in exchange for a 2004 fourth-round pick (122nd overall - S <b>Glenn Earl</b> ).
March 19, 2004:	Traded QB <b>Drew Henson</b> to Dallas in exchange for a 2005 third-round pick (73rd overall - RB <b>Vernand Morency</b> ).
April 24, 2004:	Traded a 2004 second-round pick (40th overall), third-round pick (71st overall), fourth-round pick (103rd overall) and fifth-round pick (138th overall) to Tennessee in exchange for a 2004 first-round pick (27th overall - DE <b>Jason Babin</b> ) and fifth-round pick (159th overall - traded).
April 25, 2004:	Traded a 2004 fifth-round pick (159th overall) to Jacksonville in exchange for a 2004 sixth-round pick (175th overall - QB <b>Jammal Lord</b> ) and seventh-round pick (210th overall - DE <b>Raheem Orr</b> ).
April 20, 2005:	Traded a 2005 second-round pick (47th overall) and third-round pick (78th overall) to Oakland in exchange for CB <b>Phillip Buchanon</b> .
April 23, 2005:	Traded a 2005 first-round pick (13th overall) to New Orleans in exchange for a 2005 first-round pick (16th overall - DT <b>Travis Johnson</b> ) and a 2006 third-round pick (66th overall - T <b>Eric Winston</b> ).
April 6, 2006:	Traded a 2006 fifth-round pick (134th overall) to Buffalo in exchange for WR <b>Eric Moulds</b> .
July 27, 2006:	Traded a 2007 conditional pick to San Francisco in exchange for QB <b>Cody Pickett</b> .
Sept. 13, 2006:	Traded RB <b>Vernand Morency</b> to Green Bay in exchange for RB <b>Samkon Gado</b> .
March 22, 2007:	Traded a 2007 first-round pick (eighth overall), a 2007 second-round pick (39th overall) and a 2008 second-round pick (48th overall) to Atlanta in exchange for QB <b>Matt Schaub</b> and a 2007 first-round pick (10th overall - DT <b>Amobi Okoye</b> ).
April 29, 2007:	Traded a 2007 fourth-round draft pick (107th overall) to New Orleans in exchange for a 2007 fourth-round pick (123rd overall - CB <b>Fred Bennett</b> ) and fifth-round pick (163rd overall - T <b>Brandon Frye</b> ).
March 17, 2008:	Traded a 2008 sixth-round pick (183rd overall) to Denver in exchange for C <b>Chris Myers</b> .
April 26, 2008:	Traded a 2008 first-round pick (18th overall) to Baltimore in exchange for a 2008 first-round pick (26th overall - T <b>Duane Brown</b> ), third-round pick (89th overall - RB <b>Steve Slaton</b> ) and sixth-round pick (173rd overall - S <b>Dominique Barber</b> ).
Feb. 27, 2009:	Traded QB <b>Sage Rosenfels</b> to Minnesota in exchange for a 2009 fourth-round pick (122nd overall - TE <b>Anthony Hill</b> ).
Aug. 31, 2009:	Traded DT <b>Travis Johnson</b> to San Diego in exchange for a 2010 sixth-round pick (197th overall - WR <b>Trindon Holliday</b> ).
April 23, 2010:	Traded a 2010 second-round pick (51st overall) to Minnesota in exchange for a 2010 second-round pick (62nd overall - traded) and third-round pick (93rd overall - traded).
April 23, 2010:	Traded a 2010 second-round pick (62nd overall) and fifth-round pick (150th overall) to New England in exchange for a 2010 second-round pick (58th overall - RB <b>Ben Tate</b> ).
April 24, 2010:	Traded a 2010 third-round pick (93rd overall) to Kansas City in exchange for a 2010 fourth-round pick (102nd overall - LB <b>Darryl Sharpton</b> ) and fifth-round pick (144th overall - CB <b>Sherrick McManis</b> ).
April 29, 2011:	Traded a 2011 third-round pick (73rd overall) and fifth-round pick (138th overall) to New England in exchange for a 2011 second-round pick (60th overall - CB <b>Brandon Harris</b> ).
April 30, 2011:	Traded a 2011 fourth-round pick (105th overall) and sixth-round pick (178th overall) to Washington in exchange for a 2011 fourth-round pick (127th overall - CB <b>Roc Carmichael</b> ) and two fifth-round picks (144th overall - S <b>Shiloh Keo</b> & 152nd overall - QB <b>T.J. Yates</b> ).
Oct. 12, 2011:	Traded a 2012 conditional seventh-round pick to the N.Y. Jets in exchange for WR <b>Derrick Mason</b> .
March 20, 2012:	Traded ILB <b>DeMeco Ryans</b> and a 2012 third-round pick (88th overall) to Philadelphia in exchange for a 2012 third-round pick (76th overall - G <b>Brandon Brooks</b> ) and a fourth-round pick (99th overall - C <b>Ben Jones</b> ).
April 27, 2012:	Traded a 2012 second-round pick (58th overall) and seventh-round pick (233rd overall) to Tampa Bay in exchange for a 2012 third-round pick (68th overall - WR <b>DeVier Posey</b> ) and fourth-round pick (126th overall - DE <b>Jared Crick</b> ).
Aug. 31, 2012:	Traded CB <b>Sherrick McManis</b> to Chicago in exchange for FB <b>Tyler Clutts</b> .
April 27, 2013:	Traded a 2013 fifth-round pick (160th overall) to St. Louis in exchange for two sixth-round picks (184th overall - traded & 198th overall - NT <b>Chris Jones</b> ).
April 27, 2013:	Traded a 2013 sixth-round pick (184th overall) and seventh-round pick (233rd overall) to Oakland in exchange for a 2013 sixth-round pick (176th overall - G <b>David Quessenberry</b> ).
Aug. 12, 2013:	Traded WR <b>Jeff Maehl</b> to Philadelphia in exchange for T <b>Nate Menkin</b> .
March 21, 2014:	Traded QB <b>Matt Schaub</b> to Oakland in exchange for a 2014 sixth-round pick (181st overall - RB <b>Alfred Blue</b> ).
May 9, 2014:	Traded a 2014 fourth-round pick (101st overall) and fifth-round pick (141st overall) to Philadelphia in exchange for a 2014 third-round pick (83rd overall - NT <b>Louis Nix</b> ).
June 19, 2014:	Traded QB <b>T.J. Yates</b> to Atlanta in exchange for ILB <b>Akeem Dent</b> .
Aug. 31, 2014:	Traded a 2016 conditional seventh-round pick (243rd overall) to New England in exchange for QB <b>Ryan Mallett</b> .
March 11, 2015:	Traded QB <b>Ryan Fitzpatrick</b> to the N.Y. Jets in exchange for a 2016 conditional sixth-round pick (195th overall - traded).
March 11, 2015:	Traded QB <b>Case Keenum</b> to St. Louis in exchange for a 2016 conditional seventh-round pick (235th overall - traded).
May 1, 2015:	Traded a 2015 second-round pick (51st overall), fourth-round pick (116th overall) and sixth-round pick (195th overall) to Cleveland in exchange for a 2015 second-round pick (43rd overall - ILB <b>Benardrick McKinney</b> ) and seventh-round pick (229th overall - traded).
May 1, 2015:	Traded WR <b>DeVier Posey</b> , a 2015 third-round pick (82nd overall), fifth-round pick (152nd overall) and seventh-round pick (229th overall) to the N.Y. Jets in exchange for a 2015 third-round pick (70th overall - WR <b>Jaelen Strong</b> ).
Aug. 31, 2015:	Traded a 2016 seventh-round pick (235th overall) to Denver in exchange for T <b>Chris Clark</b> .
Sept. 2, 2015:	Traded TE <b>Khari Lee</b> to Chicago in exchange for a 2017 sixth-round pick (188th overall - traded).



Sept. 17, 2015:	Traded WR <b>Keshawn Martin</b> and a 2016 sixth-round pick (196th overall) to New England in exchange for a 2016 fifth-round pick (166th overall - NT <b>D.J. Reader</b> ).
April 28, 2016:	Traded a 2016 first-round pick (22nd overall) and a 2017 sixth-round pick (209th overall) to Washington in exchange for a 2016 first-round pick (21st overall - WR <b>Will Fuller V</b> ).
April 29, 2016:	Traded a 2016 second-round pick (52nd overall) and sixth-round pick (195th overall) to Atlanta in exchange for a 2016 second-round pick (50th overall - C <b>Nick Martin</b> ).
March 9, 2017:	Traded QB <b>Brock Osweiler</b> , a 2018 second-round pick (35th overall) and a 2017 sixth-round pick (188th overall) to Cleveland in exchange for a 2017 fourth-round compensatory pick (142nd overall - DE <b>Carlos Watkins</b> ).
April 27, 2017:	Traded a 2017 first-round pick (25th overall) and a 2018 first-round pick (fourth overall) to Cleveland in exchange for a 2017 first-round pick (12th overall - QB <b>Deshaun Watson</b> ).
Oct. 30, 2017:	Traded T <b>Duane Brown</b> and a 2018 fifth-round pick (141st overall) to Seattle in exchange for a 2018 third-round pick (80th overall - T <b>Martinas Rankin</b> ) and a 2019 second-round pick.
Oct. 30, 2018:	Traded a 2019 fourth-round pick (125th overall) and a 2019 seventh-round pick (237th overall) to Denver in exchange for WR <b>Demaryius Thomas</b> and a 2019 seventh-round pick (220th overall).
Aug. 9, 2019:	Traded a conditional 2020 pick (97th overall) to Cleveland in exchange for RB <b>Duke Johnson</b> .
Aug. 31, 2019:	Traded G <b>Martinas Rankin</b> to Kansas City in exchange for RB <b>Carlos Hyde</b> . Traded a 2020 sixth-round pick (204th overall) to New England in exchange for CB <b>Keion Crossen</b> .
Sept. 2, 2019:	Traded DE/OLB <b>Jadeveon Clowney</b> to Seattle in exchange for OLB <b>Jacob Martin</b> , OLB <b>Barkevious Mingo</b> and a 2020 third-round pick (91st overall - traded). Traded CB <b>Johnson Bademosi</b> , T <b>Julián Davenport</b> , a 2020 first-round pick (26th overall), a 2021 first-round pick and a 2021 second-round pick to Miami in exchange for T <b>Laremy Tunsil</b> , WR <b>Kenny Stills</b> , a 2020 fourth-round pick (141st overall - CB <b>John Reid</b> ) and a 2021 sixth-round pick.
Oct. 22, 2019:	Traded a 2020 third-round pick (91st overall) to Oakland in exchange for CB <b>Gareon Conley</b> .
March 21, 2020:	Traded WR <b>DeAndre Hopkins</b> and a 2020 fourth-round pick (131st overall) to Arizona in exchange for RB <b>David Johnson</b> , a 2020 second-round pick (40th overall - DT <b>Ross Blacklock</b> ) and a 2021 fourth-round pick.
April 10, 2020:	Traded a 2020 second-round pick (57th overall) to the Los Angeles Rams in exchange for WR <b>Brandin Cooks</b> and a 2022 fourth-round pick.
April 25, 2020:	Traded a 2020 fourth-round pick (111th overall) to Miami in exchange for two 2020 fourth-round picks (136th overall and 141st overall). Traded a 2020 fourth-round pick (136th overall) and two 2020 seventh-round picks (248th overall and 250th overall) to the Los Angeles Rams in exchange for a 2020 fourth-round pick (126th overall - T <b>Charlie Heck</b> ). Traded a 2020 seventh-round pick (240th overall) to New Orleans for a 2021 sixth-round pick.
Nov. 2, 2020	Traded DT <b>Eli Ankou</b> to Dallas for a 2022 seventh-round pick.
March 22, 2021	Traded a 2021 fourth-round pick (122nd overall) and a 2021 sixth-round pick (187th overall) to New England in exchange for OL <b>Marcus Cannon</b> , a 2021 fifth-round pick (158th overall) and a 2021 sixth-round pick (194th overall). Traded LB <b>Benardrick McKinney</b> to Miami in exchange for DL <b>Shaq Lawson</b> .
March 23, 2021	Traded a 2022 seventh-round pick to New England in exchange for TE <b>Ryan Izzo</b> . Traded a 2021 sixth-round pick (200th overall) to Cincinnati in exchange for QB <b>Ryan Finley</b> and a 2021 seventh-round pick (231st overall).
April 30, 2021	Traded a 2021 fourth-round pick (109th overall), fifth-round pick (158th overall) and a 2022 fourth-round pick to Carolina in exchange for a 2021 third-round pick (89th overall - WR <b>Nico Collins</b> ).
May 1, 2021	Traded two 2021 sixth-round picks (203rd and 212nd overall) to Buffalo in exchange for a 2021 fifth-round pick (174th overall). Traded a 2021 fifth-round pick (174th overall) and seventh-round pick (233rd overall) to the Los Angeles Rams in exchange for a 2021 fifth-round pick (170th overall - LB <b>Garret Wallow</b> ).
July 26, 2021	Traded a 2022 fifth-round pick to Chicago in exchange for WR <b>Anthony Miller</b> and a 2022 seventh-round pick.
July 29, 2021	Traded WR <b>Randall Cobb</b> to Green Bay in exchange for a 2022 sixth-round pick.
Aug. 16, 2021	Traded DB <b>Keion Crossen</b> to the N.Y. Giants in exchange for a 2023 sixth-round pick.
Aug. 25, 2021	Traded DB <b>John Reid</b> to Seattle in exchange for a conditional 2023 seventh-round pick. Traded a 2022 seventh-round pick to Green Bay in exchange for DB <b>Ka'dar Hollman</b>
Aug. 30, 2021	Traded DL <b>Shaq Lawson</b> to the N.Y. Jets in exchange for a 2022 sixth-round pick.
Sept. 9, 2021	Traded DB <b>Bradley Roby</b> to the New Orleans Saints for a 2022 third-round draft pick and a 2023 conditional sixth-round pick.
Oct. 29, 2021	Traded RB <b>Mark Ingram</b> to the New Orleans Saints for a 2024 seventh-round pick.
Nov. 3, 2021	Traded DL <b>Charles Omenihu</b> to the San Francisco 49ers for a 2023 sixth-round draft pick.
March 18, 2022	Acquired LB <b>Blake Cashman</b> via a trade with the New York Jets for a 2023 sixth-round draft.
March 19, 2022	Traded QB <b>Deshaun Watson</b> and a 2024 sixth-round pick to the Cleveland Browns for a 2022 first-round pick, 2023 first-round pick, 2024 first-round pick, 2023 third-round pick, 2022 fourth-round pick and 2024 fourth-round pick.
April 25, 2022	Acquired a 2022 fifth-round pick (170th overall) from the New England Patriots for a 2022 sixth-round pick (183rd) and 2022 seventh-round pick (245th). The Texans drafted TE <b>Teagan Quitoriano</b> with the 170th overall pick.
April 28, 2022:	Traded first-round pick (13th overall) to the Philadelphia Eagles for a first-round pick (15th overall), fourth round (124th overall) and two fifth round picks (162nd and 166th overall). The Texans selected OL <b>Kenyon Green</b> with the 15th overall pick and traded the 124th, 162nd and 166th picks.
April 29, 2022:	Traded a third-round (68th overall) and two fourth-round picks (108th and 124th overall) to the Cleveland Browns for a second-round (44th overall) pick. The Texans selected WR <b>John Metchie III</b> with the 44th overall pick. Traded third-round (80th overall) and fifth-round (162nd overall) picks to the Denver Broncos for a third-round pick (75th overall). The Texans selected LB <b>Christian Harris</b> with the 75th overall pick.
April 30, 2022:	Traded fifth-round (166th overall) and sixth-round (207th overall) picks to the Chicago Bears for a fifth-round pick (150th overall). The Texans selected DL <b>Thomas Booker</b> with the 150th overall pick.



March 15, 2022: Traded a 2023 sixth-round pick (179th overall) to the Tampa Bay Buccaneers for G **Shaq Mason** and a 2023 seventh-round pick (230th overall).

March 19, 2023: Traded WR **Brandin Cooks** to the Dallas Cowboys for a 2023 fifth-round pick and a 2024 sixth-round pick.

April 27, 2023: Traded the 2023 12th overall pick and the 33rd overall pick to the Arizona Cardinals in exchange for the 2023 third overall pick (DE **Will Anderson Jr.**).

April 28, 2023: Traded a 2023 second-round pick (65th overall), a 2023 sixth-round pick (188th overall) and a 2023 seventh-round pick (230th overall) to Philadelphia in exchange for a second-round pick (62nd overall) (G/C **Juice Scruggs**).

April 28, 2023: Traded a 2023 third-round pick (73rd overall) and a 2023 fifth-round pick (161st overall) to the Los Angeles Rams in exchange for a third-round pick (69th overall) (WR **Tank Dell**).

April 29, 2023: Traded a 2023 third-round pick (105th overall) to Philadelphia in exchange for a 2024 third-round pick.

April 29, 2023: Traded the 104th overall pick and the 203rd pick to Las Vegas in exchange for the 109th overall pick (DE **Dylan Horton**) and the 174th overall pick.

April 29, 2023: Traded the 174th overall pick and the 259th overall pick to the Los Angeles Rams in exchange for the 167th overall pick (LB **Henry To'oto'o**).

April 29, 2023: Traded the 191st overall to Philadelphia in exchange for the 230th overall pick (S **Brandon Hill**).

April 29, 2023: Traded the 230th overall and a sixth-round pick in 2024 to Buffalo in exchange for the 205th overall pick (WR **Xavier Hutchinson**).



## 2002

### Players Signed (17):

March 6: C/G Steve McKinney, Indianapolis  
 March 7: LB Kailee Wong, Minnesota  
 March 10: WR Corey Bradford, Green Bay  
 March 15: RB James Allen, Chicago; LB Greg Jones, Chicago  
 March 25: K Kris Brown, Pittsburgh (restricted)  
 March 26: WR Tony Simmons, Indianapolis  
 April 3: T Jimmy Herndon, Chicago  
 April 5: SS Chris Carter, Cincinnati  
 April 8: QB Kent Graham, Washington; CB Jason Simmons, Pittsburgh  
 April 9: G DeMingo Graham, San Diego; TE Kaseem Sinceno, Chicago  
 April 10: TE Rod Rutledge, New England  
 April 18: LB Jeff Posey, Jacksonville  
 April 25: LB Robert Jones, Washington  
 May 9: LB Allen Aldridge, Detroit

### Players Lost (0):

None

## 2003

### Players Signed (15):

March 1: T/G Zach Wiegert, Jacksonville  
 March 4: LB Jay Foreman, Houston  
 March 11: DE Corey Sears, Houston; FS Kevin Williams, Houston  
 March 17: SS Eric Brown, Houston  
 March 18: CB Pat Dennis, Houston (restricted); QB Mike Quinn, Houston  
 March 21: CB Jason Simmons, Houston  
 March 25: WR JaJuan Dawson, Houston (restricted)  
 March 27: T Jimmy Herndon, Houston  
 April 2: LB Charlie Clemons, New Orleans; CB Kenny Wright, Houston  
 April 4: QB Tony Banks, Houston  
 April 9: RB Stacey Mack, Jacksonville  
 April 25: G Ryan Schau, Houston

### Players Lost (4):

Feb. 28: LB Jeff Posey, Buffalo  
 March 5: T Ryan Young, Dallas  
 March 14: LB Keith Mitchell, Jacksonville  
 March 28: G Cameron Spikes, Arizona

## 2004

### Players Signed (14):

March 3: DE Gary Walker, Houston  
 March 4: DT Robaire Smith, Tennessee; T Todd Wade, Miami; G/C Todd Washington, Houston  
 March 11: CB Jason Simmons, Houston  
 March 16: LB DaShon Polk, Buffalo  
 March 22: TE Mark Bruener, Pittsburgh; DE Corey Sears, Houston  
 March 23: TE Jabari Holloway, Houston (restricted)  
 March 30: FS Pat Dennis, Houston  
 April 19: FB Moran Norris, Houston (restricted)  
 April 20: CB Darrick Vaughn, Houston (restricted)  
 April 22: CB Jason Bell, Houston (restricted)  
 April 28: DE Jerry Deloach, Houston (restricted)

### Players Lost (5):

March 4: FB Greg Comella, Tampa Bay; LB Steve Foley, San Diego  
 March 6: DT Steve Martin, Minnesota  
 March 10: QB Mike Quinn, Denver  
 April 20: T Greg Randall, San Francisco

## 2005

### Players Signed (20):

March 3: LB Morlon Greenwood, Miami; DT Seth Payne, Houston  
 March 5: CB Jason Bell, Houston; FB Moran Norris, Houston  
 March 9: CB Lewis Sanders, Cleveland; DE Corey Sears, Houston; CB Jason Simmons, Houston  
 March 10: DE Jerry Deloach, Houston  
 March 17: QB Tony Banks, Houston; LB Frank Chamberlin, Cincinnati  
 March 23: T Garrick Jones, Houston (restricted)  
 April 11: WR Corey Bradford, Houston; RB Jonathan Wells, Houston

April 12: LB Troy Evans, Houston (restricted)  
 April 15: G Milford Brown, Houston (restricted)  
 April 18: KR Reggie Swinton, Detroit  
 May 3: LB Zeke Moreno, San Diego  
 May 13: T Victor Riley, New Orleans  
 May 18: TE Marcellus Rivers, N.Y. Giants  
 June 8: WR Kevin Kasper, New England

### Players Lost (3):

March 10: FS Marlon McCree, Carolina  
 March 31: CB Kenny Wright, Jacksonville  
 June 7: T Marcus Spears, Cleveland

## 2006

### Players Signed (25):

March 11: FB Jameel Cook, Tampa Bay  
 March 12: QB Sage Rosenfels, Miami; DE Anthony Weaver, Baltimore  
 March 14: CB Chris McKenzie, Houston; P Filip Filipovic, Philadelphia  
 March 19: WR Kevin Walter, Cincinnati (restricted)  
 March 21: TE Jeb Putzier, Denver  
 March 23: LB Shantee Orr, Houston; LB Frank Chamberlin, Houston; LB DaShon Polk, Houston; SS Ramon Walker, Houston  
 March 24: LB Sam Cowart, Minnesota; C Mike Flanagan, Green Bay; LB Troy Evans, Houston  
 March 27: DE N.D. Kalu, Philadelphia  
 March 31: G David Loverne, Detroit  
 April 4: LB Wali Rainer, Detroit; WR Jake Schifino, New England  
 April 10: TE Ben Steele, Green Bay; WR Chris Doering, Pittsburgh; FS Michael Stone, New England  
 April 26: T Brad Bedell, Green Bay  
 April 27: T Seth Wand, Houston (restricted)  
 May 8: RB Antowain Smith, New Orleans; T Ephraim Salaam, Jacksonville

### Players Lost (6):

March 13: CB Jason Bell, N.Y. Giants; WR Corey Bradford, Detroit  
 March 16: WR Jabar Gaffney, Philadelphia  
 March 24: G Tyson Walter, Washington  
 May 6: RB Tony Hollings, Chicago  
 May 10: TE Marcellus Rivers, Oakland

## 2007

### Players Signed (18):

March 5: RB Ahman Green, Green Bay; DB Roc Alexander, Houston; DE N.D. Kalu, Houston; T Ephraim Salaam, Houston  
 March 7: LB Danny Clark, New Orleans  
 March 8: P Chad Stanley, Houston  
 March 9: T Jordan Black, Kansas City  
 March 12: TE Mark Bruener, Houston  
 March 15: DT Jeff Zgonina, Miami  
 March 21: LB Shawn Barber, Philadelphia  
 March 23: RB Ron Dayne, Houston  
 March 26: FB Vonta Leach, Houston  
 April 3: CB Von Hutchins, Houston  
 April 5: CB Jamar Fletcher, Detroit  
 April 12: WR André Davis, Buffalo  
 April 20: LB Shantee Orr, Houston  
 April 23: LB Charlie Anderson, Houston  
 April 27: SS Glenn Earl, Houston

### Players Lost (5):

March 3: DE Antwan Peek, Cleveland  
 March 7: CB Lewis Sanders, Atlanta  
 April 6: QB David Carr, Carolina  
 April 10: LB Troy Evans, New Orleans  
 April 13: SS Michael Stone, N.Y. Giants

## 2008

### Players Signed (21):

March 1: WR André Davis, Houston; CB Jacques Reeves, Dallas  
 March 3: LB Kevin Bentley, Seattle  
 March 7: SS Glenn Earl, Houston  
 March 10: TE Mark Bruener, Houston  
 March 14: LB Chaun Thompson, Cleveland





March 20: RB Chris Brown, Tennessee; S Will Demps, Houston; DT N.D. Kalu, Houston  
 March 24: QB Quinn Gray, Jacksonville; P Matt Turk, Houston  
 March 27: RB Chris Taylor, Houston; WR Harry Williams, Houston; CB Nick Ferguson, Denver  
 April 26: TE Joel Dreessen, Houston  
 May 10: G Fred Weary, Houston  
 May 19: CB Jimmy Williams, San Francisco; TE Ryan Krause, Green Bay  
 May 22: WR Tim Carter, Cleveland; WR Mark Simmons, San Diego  
 June 16: DE Rosevelt Colvin, New England

**Players Lost (6):**

March 1: LB Charlie Anderson, Miami  
 March 2: S Von Hutchins, Atlanta  
 March 4: TE Jeb Putzier, Seattle  
 March 13: LB Danny Clark, N.Y. Giants  
 March 20: S Michael Boulware, Minnesota  
 April 4: WR/KR Jerome Mathis, Washington

**2009**

**Players Signed (12):**

Feb. 27: DE Stanley McClover, Houston; C Chris White, Houston; FS Eugene Wilson, Houston  
 March 1: DE Antonio Smith, Arizona; QB Dan Orlovsky, Detroit  
 March 4: TE Joel Dreessen, Houston  
 March 12: S Nick Ferguson, Houston  
 March 13: WR David Anderson, Houston  
 March 30: DT Shaun Cody, Detroit  
 April 6: LB Cato June, Tampa Bay  
 April 7: T Rashad Butler, Houston; LB Buster Davis, Indianapolis

**Players Lost (2):**

March 4: SS C.C. Brown, N.Y. Giants  
 April 2: CB DeMarcus Faggins, Tennessee

**2010**

**Players Signed (18):**

Jan. 11: QB John David Booty, Minnesota  
 March 8: P Matt Turk, Houston; WR Kevin Walter, Houston  
 March 16: G Wade Smith, Kansas City  
 March 26: DE Tim Bulman, Houston  
 March 31: LB DeMeco Ryans, Houston  
 April 2: SS Bernard Pollard, Houston  
 April 6: RB Ryan Moats, Houston  
 April 7: K Neil Rackers, Arizona  
 April 14: T Rashad Butler, Houston; C Chris White, Houston  
 April 26: TE Michael Gaines, Cleveland  
 April 29: LS Jon Weeks  
 May 12: LB Danny Clark, N.Y. Giants  
 June 11: TE Owen Daniels, Houston  
 June 16: TE Derek Fine, Buffalo  
 June 17: FB Justin Griffith, Seattle; WR Bobby Williams, Minnesota

**Players Lost (2):**

March 5: CB Dunta Robinson, Atlanta  
 March 17: QB Rex Grossman, Washington

**2011**

**Players Signed (13):**

July 29: G Mike Brisiel, Houston (restricted); DE Tim Bulman, Houston; T Rashad Butler, Houston; RB Arian Foster, Houston; WR Jacoby Jones, Houston; CB Johnathan Joseph, Cincinnati; QB Matt Leinart, Houston; DE Damione Lewis, Houston; FS Danieal Manning, Chicago; G Kasey Studdard, Houston  
 August 2: P Brad Maynard, Chicago  
 August 3: FB Lawrence Vickers, Cleveland  
 August 7: ILB Tim Dobbins, Miami

**Players Lost (6):**

July 30: LB Zac Diles, St. Louis  
 July 31: FB Vonta Leach, Baltimore; P Matt Turk, Jacksonville  
 August 4: S Bernard Pollard, Baltimore  
 August 5: DE Mark Anderson, New England  
 August 24: LB Kevin Bentley, San Diego

**2012**

**Players Signed (10):**

March 17: C Chris Myers, Houston  
 March 30: P Donnie Jones, St. Louis  
 April 5: S Quintin Demps, Houston  
 April 13: ILB Tim Dobbins, Houston; ILB Bradie James, Dallas  
 May 8: K Shayne Graham, Baltimore  
 May 11: QB John Beck, Washington  
 June 4: CB Alan Ball, Dallas; RB Justin Forsett, Seattle  
 June 14: FB Moran Norris, San Francisco

**Players Lost (5):**

March 15: OLB Mario Williams, Buffalo  
 March 16: G Mike Brisiel, Oakland  
 March 19: CB Jason Allen, Cincinnati  
 March 23: TE Joel Dreessen, Denver  
 April 30: K Neil Rackers, Washington

**2013**

**Players Signed (9):**

March 15: T Andrew Gardner, Houston  
 March 20: CB Brice McCain, Houston  
 March 22: S Ed Reed, Baltimore  
 March 23: P Shane Lechler, Oakland  
 March 27: FB Greg Jones, Jacksonville  
 April 8: T Ryan Harris, Houston  
 April 12: ILB Tim Dobbins, Houston  
 May 15: C Tyler Horn, Tennessee; RB Deji Karim, Indianapolis

**Players Lost (8):**

March 12: TE James Casey, Philadelphia  
 March 13: S Glover Quin, Detroit  
 March 14: OLB Connor Barwin, Philadelphia  
 March 15: CB Alan Ball, Jacksonville; RB Justin Forsett, Jacksonville  
 March 25: P Donnie Jones, Philadelphia  
 April 15: K Shayne Graham, Cleveland  
 May 8: T Rashad Butler, Cleveland

**2014**

**Players Signed (7):**

March 14: TE Garrett Graham, Houston  
 March 18: NT Jerrell Powe, Kansas City  
 March 21: QB Ryan Fitzpatrick, Tennessee; S Kendrick Lewis, Kansas City  
 March 28: S Chris Clemons, Miami  
 April 7: RB Andre Brown, N.Y. Giants  
 April 15: DE Ricardo Mathews, Indianapolis

**Players Lost (9):**

March 12: OLB Bryan Braman, Philadelphia; ILB Joe Mays, Kansas City; NT Terrell McClain, Dallas; NT Earl Mitchell, Miami  
 March 14: DE Antonio Smith, Oakland; ILB Darryl Sharpton, Washington  
 March 15: RB Ben Tate, Cleveland  
 March 31: T Andrew Gardner, Philadelphia  
 April 8: WR Lestar Jean, Minnesota

**2015**

**Players Signed (16):**

March 9: CB Kareem Jackson, Houston; WR Damaris Johnson, Houston; T Derek Newton, Houston  
 March 10: QB Ryan Mallett, Houston; S Eddie Pleasant, Houston; ILB Jeff Tarpinian, Houston  
 March 11 : QB Brian Hoyer, Cleveland  
 March 12: FS Rahim Moore, Denver  
 March 16: NT Vince Wilfork, New England  
 March 16: WR Cecil Shorts III, Jacksonville  
 March 24: ILB Akeem Dent, Houston  
 April 1: WR Nate Washington, Tennessee  
 April 9: G Cody White, Houston  
 April 29: RB Chris Polk, Philadelphia  
 May 1: S Stevie Brown, N.Y. Giants  
 June 2: NT Brandon Deaderick, New Orleans

**Players Lost (2):**

March 10: OLB Brooks Reed, Atlanta  
 March 27: FS Kendrick Lewis, Baltimore



## 2016

### Players Signed (16):

March 7: G/T Jeff Adams, Houston; CB Charles James, Houston  
 March 8: P Shane Lechler, Houston; S Eddie Pleasant, Houston; K Nick Novak, Houston; T Chris Clark, Houston  
 March 10: QB Brock Osweiler, Denver; RB Lamar Miller, Miami; G Jeff Allen, Kansas City; C Tony Bergstrom, Oakland  
 March 16: S Antonio Allen, N.Y. Jets  
 March 18: RB Jonathan Grimes, Houston  
 March 28: CB A.J. Bouye, Houston  
 March 29: QB Brandon Weeden, Houston  
 April 6: OLB John Simon, Houston  
 April 7: S Quintin Demps, Houston

### Players Lost (6):

March 3: TE Garrett Graham, Denver; S Rahim Moore, Cleveland  
 March 10: C Ben Jones, Tennessee; G Brandon Brooks, Philadelphia  
 March 24: WR Nate Washington, New England  
 April 19: QB Brian Hoyer, Chicago

## 2017

### Players Signed (5):

March 9: P Shane Lechler, Houston; K Nick Novak, Houston  
 March 13: TE Ryan Griffin, Houston  
 May 16: T Breno Giacomini, N.Y. Jets  
 June 5: ILB Sio Moore, Arizona

### Players Lost (5):

March 9: CB A.J. Bouye, Jacksonville; S Quintin Demps, Chicago  
 March 10: OLB John Simon, Indianapolis; S Don Jones, San Francisco  
 March 17: G Oday Aboushi, Seattle

## 2018

### Players Signed (16):

March 15: CB Aaron Colvin, Jacksonville; C/G Zach Fulton, Kansas City; T Seantrel Henderson, Buffalo; G Senio Kelemete, New Orleans; DE Angelo Blackson, Houston; WR Bruce Ellington, Houston; CB Johnathan Joseph, Houston; ILB Brian Peters, Houston  
 March 16: CB Johnson Bademosi, New England  
 March 19: S Tyrann Mathieu, Arizona  
 March 20: ILB Josh Keyes, Cleveland  
 March 26: ILB Ben Heeney, Houston  
 March 29: QB Brandon Weeden, Tennessee  
 April 5: QB Joe Webb III, Buffalo  
 April 16: C/G Greg Mancz, Houston  
 April 30: RB Alfred Blue, Houston

### Players Lost (5):

March 15: S Marcus Gilchrist, Oakland  
 March 19: QB Josh Johnson, Oakland  
 March 22: T Breno Giacomini, Oakland  
 March 27: G Xavier Su'a-Filo, Tennessee  
 April 19: CB Marcus Williams, Arizona

## 2019

### Players Signed (9):

March 11: DE Joel Heath, Houston; WR DeAndre Carter, Houston; Angelo Blackson, Houston  
 March 12: S Tashaun Gipson Sr., Jacksonville  
 March 13: CB Bradley Roby, Denver  
 March 15: CB Brian Boddy-Calhoun, Cleveland  
 March 19: TE Darren Fells, Cleveland  
 March 20: QB AJ McCarron, Oakland  
 March 22: QB Joe Webb III, Houston

### Players Lost (5):

March 13: CB/S Kareem Jackson, Denver  
 March 14: S Tyrann Mathieu, Kansas City; DE Christian Covington, Dallas  
 March 15: T Kendall Lamm, Cleveland  
 April 1: RB Alfred Blue, Jacksonville

## 2020

### Players Signed (12):

March 21: ILB Tyrell Adams, Houston; WR Randall Cobb, Dallas; CB Phillip Gaines, Houston; T Roderick Johnson, Houston; QB AJ McCarron, Houston; S Eric Murray,

Cleveland; T Brent Qvale, N.Y. Jets; CB Bradley Roby, Houston; S Jaylen Watkins, L.A. Chargers; LS Jon Weeks, Houston  
 April 27: LS Anthony Kukwa; S Michael Thomas, N.Y. Giants

### Players Lost (5):

March 17: DE/NT D.J. Reader, Cincinnati  
 March 18: RB Taiwan Jones, Buffalo  
 March 23: OLB Barkevious Mingo, Chicago  
 April 29: CB Johnathan Joseph, Tennessee  
 May 22: RB Carlos Hyde, Seattle

## 2021

### Players Signed (31):

March 22: OL Justin McCray, Atlanta; WR Donte Moncrief, New England; LB Hardy Nickerson, Minnesota; QB Tyrod Taylor, L.A. Chargers; DL Vincent Taylor, Cleveland; LB Joe Thomas, Dallas  
 March 23: DB Terrence Brooks, New England; DL Maliek Collins, Las Vegas; LB Kamu Grugier-Hill, Miami; DL Derek Rivers, L.A. Rams  
 March 24: DB Terrance Mitchell, Cleveland; WR Chris Moore, Baltimore; LB Kevin Pierre-Louis, Washington; WR Andre Roberts, Buffalo  
 March 29: WR Chris Conley, Jacksonville; DL Jordan Jenkins, N.Y. Jets; LS Jon Weeks, Houston  
 March 30: WR Alex Erickson, Cincinnati; DB Desmond King II, Tennessee  
 April 8: DL Jaleel Johnson, Minnesota  
 April 9: OL Roderick Johnson, Houston  
 April 14: TE Antony Auclair, Tampa Bay  
 April 16: OL Lane Taylor, Green Bay; DL DeMarcus Walker, Denver  
 May 7: LB Neville Hewitt, N.Y. Jets  
 May 17: DB Shyheim Carter, Atlanta  
 May 20: QB Jeff Driskel, Denver; WR Taywan Taylor, Cleveland  
 May 21: OL Geron Christian Sr., Washington  
 June 1: RB Rex Burkhead, New England  
 August 2: OL Danny Isidora, Pittsburgh

### Players Lost (5):

March 18: WR Will Fuller V, Miami  
 March 22: DL Carlos Watkins, Dallas; LB Brennan Scarlett, Miami  
 March 31: LB Tyrell Adams, Buffalo  
 April 30: QB AJ McCarron, Atlanta

## 2022

### Players Signed (29):

March 18: OL Cedric Ogbuehi, Tennessee  
 March 23: QB Kyle Allen, Washington; RB Dare Ogunbowale, Jacksonville; OL A.J. Cann, Jacksonville; WR Chris Conley, Jacksonville; DL Ogbonnia Okoronkwo, L. A. Rams; C Scott Quessenberry, L.A. Chargers; LB Jalen Reeves-Maybin, Detroit  
 March 24: TE Pharaoh Brown, Houston; LB Kamu Grugier-Hill, Houston; WR Chris Moore, Houston; S M.J. Stewart, Cleveland; CB Isaac Yiadom, Green Bay  
 March 25: RB Royce Freeman, Houston; FB Andy Janovich, Cleveland  
 March 28: WR DaeSean Hamilton, Denver  
 March 29: CB Terrence Brooks, Houston  
 March 30: LB Neville Hewitt, Houston; TE Anthony Auclair, Houston  
 April 11: RB Marlon Mack, Indianapolis  
 April 14: CB Steven Nelson, Philadelphia  
 May 2: DE Rasheem Green, Seattle  
 May 4: QB Kevin Hogan, Tennessee  
 May 10: DE Mario Addison, Buffalo  
 May 11: DE Jerry Hughes, Buffalo  
 May 23: TE Darrell Daniels, Arizona  
 June 8: WR Chad Beebe, Minnesota  
 June 10: TE Mason Schreck, Cincinnati  
 August 3: WR Chester Rogers, Tennessee



**Players Lost (17):**

March 16: Cann; WR Phillip Dorsett, Las Vegas; QB Jeff Driskel, Arizona; RB Royce Freeman; DE Rasheem Green, Chicago; TE O.J. Howard, Las Vegas; LG Justin McCray, Carolina; WR Chris Moore, Tennessee; DE Ogbonnia Okoronkwo, Cleveland; S Jonathan Owens, Green Bay; LB Kevin Pierre-Louis; LB Jalen Reeves-Maybin, Detroit

**2023**

**Players Signed (27):**

March 2: LS Jon Weeks, Houston  
 March 6: DL Taylor Stallworth, Houston  
 March 14: WR Robert Woods, Tennessee  
 March 15: DB M.J. Stewart, Houston  
 March 16: DL Derek Rivers, Houston  
 March 17: DB Tavierre Thomas, Houston; TE Andrew Beck, Denver; RB Mike Boone, Denver; WR Noah Brown, Dallas; QB Case Keenum, Buffalo; DL Chase Winovich, Cleveland  
 March 18: DL Sheldon Rankins, N.Y. Jets; DL Hassan Ridgeway, San Francisco; DB Jimmie Ward, San Francisco  
 March 21: OL Michael Deiter, Miami; LB Cory Littleton, Carolina; RB Devin Singletary, Buffalo  
 March 24: TE Dalton Schultz, Dallas; WR Steven Sims, Pittsburgh  
 April 4: LB Denzel Perryman, Las Vegas  
 May 4: OL Greg Little, Miami; DB Darius Phillips, Denver  
 May 8: LB Neville Hewitt, Houston  
 May 17: TE Jordan Murray, Indianapolis  
 May 18: DT Byron Cowart, Indianapolis; CB Shaquill Griffin, Jacksonville  
 May 22: DE Jacob Martin, Denver



The Texans have appeared in 47 primetime games (including Thanksgiving) and have posted a record of 20-27, including an 9-4 record over the last four years.

<b>Year (No.)</b>	<b>Date</b>	<b>Opponent</b>	<b>Network</b>	<b>Result</b>	<b>Attendance</b>
2002 (1)	Sunday, Sept. 8	Dallas	ESPN	W, 19-10	69,604
2004 (1)	Sunday, Nov. 21	Green Bay	ESPN	L, 13-16	70,769
2005 (2)	Sunday, Oct. 16	at Seattle	ESPN	L, 10-42	66,196
	Sunday, Nov. 20	Kansas City	ESPN	L, 17-45	70,481
2007 (1)	Thursday, Dec. 13	Denver	NFL Network	W, 31-13	70,747
2008 (1)	Monday, Dec. 1	Jacksonville	ESPN	W, 30-17	70,809
2009 (1)	Monday, Nov. 23	Tennessee	ESPN	L, 17-20	71,153
2010 (3)	Monday, Nov. 1	at Indianapolis	ESPN	L, 17-30	66,363
	Thursday, Dec. 1	at Philadelphia	NFL Network	L, 24-34	69,144
	Monday, Dec. 13	Baltimore	ESPN	L, 28-34	71,413
2011 (1)	Thursday, Dec. 22	at Indianapolis	NFL Network	L, 16-19	64,159
2012 (5)	Monday, Oct. 8	at N.Y. Jets	ESPN	W, 23-17	79,088
	Sunday, Oct. 14	Green Bay	NBC	L, 24-42	71,702
	Sunday, Nov. 11	Chicago	NBC	W, 13-6	62,410
	Thursday, Nov. 22	at Detroit	CBS	W, 34-31 (OT)	64,827
	Monday, Dec. 10	at New England	ESPN	L, 14-42	69,756
2013 (4)	Monday, Sept. 9	at San Diego	ESPN	W, 31-28	59,522
	Sunday, Oct. 6	at San Francisco	NBC	L, 3-34	69,732
	Sunday, Nov. 3	Indianapolis	NBC	L, 24-27	71,778
	Thursday, Dec. 5	Jacksonville	NFL Network	L, 20-27	60,414
2014 (2)	Thursday, Oct. 9	Indianapolis	NFL Network	L, 28-33	71,787
	Monday, Oct. 20	at Pittsburgh	ESPN	L, 23-30	56,375
2015 (3)	Thursday, Oct. 8	Indianapolis	CBS	L, 20-27	71,732
	Monday, Nov. 16	at Cincinnati	ESPN	W, 10-6	61,381
	Sunday, Dec. 13	New England	NBC	L, 6-27	71,908
2016 (5)	Thursday, Sept. 22	at New England	CBS/NFL Network/Twitter	L, 0-27	66,829
	Sunday, Oct. 16	Indianapolis	NBC	W, 26-23 (OT)	71,891
	Monday, Oct. 24	at Denver	ESPN	L, 9-27	76,865
	Monday, Nov. 21	at Oakland (Mexico City)	ESPN	L, 20-27	76,473
	Saturday, Dec. 24	Cincinnati	NFL Network	W, 12-10	71,836
2017 (4)	Thursday, Sept. 14	at Cincinnati	NFL Network	W, 13-9	52,942
	Sunday, Oct. 8	Kansas City	NBC	L, 34-42	71,835
	Monday, Nov. 27	at Baltimore	ESPN	L, 16-23	70,357
	Monday, Dec. 25	Pittsburgh	NBC/NFLN/Amazon	L, 6-34	71,842
2018 (4)	Sunday, Oct. 7	Dallas	NBC	W, 19-16 (OT)	72,008
	Thursday, Oct. 25	Miami	FOX/NFLN/Amazon	W, 42-23	71,726
	Monday, Nov. 26	Tennessee	ESPN	W, 34-17	71,826
	Saturday, Dec. 15	at N.Y. Jets	NFLN	W, 29-22	77,982
2019 (5)	Monday, Sept. 9	at New Orleans	ESPN	L, 28-30	73,039
	Sunday, Nov. 11	at Jacksonville (London)	FOX/NFL Network	W, 26-3	84,771
	Thursday, Nov. 21	Indianapolis	FOX/NFL Network	W, 20-17	71,727
	Sunday, Dec. 1	New England	NBC	W, 28-22	72,025
	Saturday, Dec. 21	at Tampa Bay	FOX/NFL Network	W, 23-20	49,036
2020 (2)	Thursday, Sept. 10	at Kansas City	NBC	L, 20-34	15,895
	Thursday, Nov. 26	at Detroit	CBS	W, 41-25	0
2021 (1)	Thursday, Sept. 23	vs. Carolina	FOX/NFL Network	L, 9-24	68,320
2022 (1)	Thursday, Nov. 3	vs. Philadelphia	Amazon Prime	L, 17-29	68,831



The Texans have gone to overtime 19 times in franchise history and have posted an 9-10-1 record in those contests. Houston is 5-6-1 in overtime games at NRG Stadium and 4-4 on the road.

**November 23, 2003 at Reliant Stadium**

New England 23  
Houston 20

Game winner- K Adam Vinatieri's 28-yard FG

**October 10, 2004 at Reliant Stadium**

Minnesota 34  
Houston 28

Game winner- WR Marcus Robinson's 50-yard TD reception

**November 27, 2005 at Reliant Stadium**

St. Louis 33  
Houston 27

Game winner- WR Kevin Curtis' 56-yard TD reception

**January 1, 2006 at Monster Park**

Houston 17  
San Francisco 20

Game winner- K Joe Nedney's 33-yard FG

**December 10, 2006 at Reliant Stadium**

Tennessee 26  
Houston 20

Game winner- QB Vince Young's 39-yard TD run

**September 28, 2008 at Jacksonville Municipal Stadium**

Houston 27  
Jacksonville 30

Game winner- K Josh Scobee's 37-yard FG

**September 19, 2010 at FedEx Field**

Houston 30  
Washington 27

Game winner- K Neil Rackers' 35-yard FG

**December 13, 2010 at Reliant Stadium**

Baltimore 34  
Houston 28

Game winner- CB Josh Wilson's 12-yard INT return for touchdown

**November 18, 2012 at Reliant Stadium**

Jacksonville 37  
Houston 43

Game winner- WR Andre Johnson's 48-yard TD reception

**November 22, 2012 at Ford Field**

Houston 34  
Detroit 31

Game winner- K Shayne Graham's 32-yard FG

**September 15, 2013 at Reliant Stadium**

Tennessee 24  
Houston 30

Game winner- WR DeAndre Hopkins' three-yard TD reception

**September 29, 2013 at Reliant Stadium**

Houston 20  
Seattle 23

Game winner- K Stephen Hauschka's 45-yard FG

**October 5, 2014 at AT&T Stadium**

Houston 17  
Dallas 20

Game winner- K Dan Bailey's 49-yard FG

**October 16, 2016 at NRG Stadium**

Indianapolis 23  
Houston 26

Game winner- K Nick Novak's 33-yard FG

**September 30, 2018 at Lucas Oil Stadium**

Houston 37  
Indianapolis 34

Game winner- K Ka'imi Fairbairn's 37-yard FG

**October 7, 2018 at NRG Stadium**

Dallas 16  
Houston 19

Game winner- K Ka'imi Fairbairn's 36-yard FG

**January 4, 2019 at NRG Stadium (Wild Card Round)**

Buffalo 19  
Houston 22

Game winner- K Ka'imi Fairbairn's 28-yard FG

**October 18, 2020 at Nissan Stadium**

Houston 36  
Tennessee 42

Game winner- RB Derrick Henry 5-yard TD run

**September 11, 2023 at NRG Stadium**

Houston 20  
Tennessee 20



**Art Rooney Sportsmanship Award Finalist:**

**2021:** WR Brandin Cooks

**Associated Press Defensive Player of the Year**

**2012:** DE J.J. Watt

**2014:** DE J.J. Watt

**2015:** DE J.J. Watt

**Associated Press All-Pro First Team**

**2005:** KR Jerome Mathis

**2008:** WR Andre Johnson

**2009:** WR Andre Johnson

**2010:** RB Arian Foster

FB Vonta Leach

**2012:** T Duane Brown

DE J.J. Watt

**2013:** DE J.J. Watt

**2014:** DE J.J. Watt

**2015:** DE J.J. Watt

**2017:** WR DeAndre Hopkins

**2018:** WR DeAndre Hopkins

DE J.J. Watt

**2019:** WR DeAndre Hopkins

**Associated Press All-Pro Second Team**

**2007:** LB DeMeco Ryans

DE Mario Williams

**2011:** T Duane Brown

ILB Brian Cushing

RB Arian Foster

CB Johnathan Joseph

**2012:** WR Andre Johnson

**2015:** WR DeAndre Hopkins

**2016:** DE/OLB Jadeveon Clowney

OLB Whitney Mercilus

ILB Benardrick McKinney

**2018:** DE J.J. Watt

**Associated Press Rookie of the Year**

**2006:** LB DeMeco Ryans (Defensive)

**2009:** LB Brian Cushing (Defensive)

**Bert Bell Professional Football Player of the Year / Maxwell Football Club**

**2014:** DE J.J. Watt

**NFL Pro Bowl**

**2003**

CB Aaron Glenn (3rd overall selection)

DE Gary Walker (2nd overall selection)

**2005**

WR Andre Johnson (1st selection)

**2006**

WR Jerome Mathis (1st selection)

**2007**

WR Andre Johnson (2nd selection)

**2008**

LB DeMeco Ryans (1st selection)

**2009**

WR Andre Johnson (3rd selection)

DE Mario Williams (1st selection)

TE Owen Daniels (1st selection)

**2010**

LB Brian Cushing (1st selection)

WR Andre Johnson (4th selection)

LB DeMeco Ryans (2nd selection)  
QB Matt Schaub (1st selection)  
DE Mario Williams (2nd selection)

**2011**

RB Arian Foster (1st selection)

WR Andre Johnson (5th selection)

FB Vonta Leach (1st selection)

RB Arian Foster (2nd selection)

CB Johnathan Joseph (1st selection)

C Chris Myers (1st selection)

DE Antonio Smith (1st selection)

**2012**

T Duane Brown (1st selection)

TE Owen Daniels (2nd selection)

RB Arian Foster (3rd selection)

WR Andre Johnson (6th selection)

CB Johnathan Joseph (2nd selection)

C Chris Myers (2nd selection)

QB Matt Schaub (2nd selection)

LG Wade Smith (1st selection)

DE J.J. Watt (1st selection)

**2013**

T Duane Brown (2nd selection)

WR Andre Johnson (7th selection)

DE J.J. Watt (2nd selection)

**2014**

RB Arian Foster (4th selection)

DE J.J. Watt (3rd selection)

**2015**

WR DeAndre Hopkins (1st selection)

DE J.J. Watt (4th selection)

LS Jon Weeks (1st selection)

**2016**

DE/OLB Jadeveon Clowney (1st selection)

**2017**

DE/OLB Jadeveon Clowney (2nd selection)

WR DeAndre Hopkins (2nd selection)

**2018**

DE/OLB Jadeveon Clowney (3rd selection)

WR DeAndre Hopkins (3rd selection)

ILB Benardrick McKinney (1st selection)

RB Lamar Miller (1st selection)

QB Deshaun Watson (1st selection)

DE J.J. Watt (5th selection)

**2019**

WR DeAndre Hopkins (4th selection)

T Laremy Tunsil (1st selection)

QB Deshaun Watson (2nd selection)

**2020**

T Laremy Tunsil (2nd selection)

QB Deshaun Watson (3rd selection)

**2022**

T Laremy Tunsil (3rd selection)

**NFL Pro Bowl Most Valuable Player**

**2010:** QB Matt Schaub

**2015:** DE J.J. Watt (Defensive)

**Kansas City 101 AFC Coach of the Year**

**2011:** Gary Kubiak

**Kansas City 101 AFC Defensive Player of the Year**

**2012:** DE J.J. Watt

**2014:** DE J.J. Watt

**2015:** DE J.J. Watt

**2018:** DE J.J. Watt

**Associated Press NFL Player of the Week**

**2007:** DE Mario Williams (Sept. 9)

K Kris Brown (Oct. 7)

**2008:** WR Andre Johnson (Oct. 26)

**AFC Player of the Month**

**2002**

P Chad Stanley (Special Teams, Sept.)

**2003**

CB Marcus Coleman (Defense, Sept.)

**2008**

WR Andre Johnson (Offense, Oct.)

**2010**

RB Arian Foster (Offense, Sept.)

**2011**

RB Arian Foster (Offense, Oct.)

OLB Connor Barwin (Defense, Nov.)

**2012**

DE J.J. Watt (Defense, Sept.)

WR Andre Johnson (Offense, Nov.)

DE J.J. Watt (Defense, Dec.)

**2014**

DE J.J. Watt (Defense, Sept.)

DE J.J. Watt (Defense, Dec.)

**2015**

DE J.J. Watt (Defense, Nov.)

OLB Whitney Mercilus (Defense, Dec.)

**2016**

S Quintin Demps (Defense, Dec.)

**2017**

QB Deshaun Watson (Offense, Oct.)

**2018**

DE J.J. Watt (Defense, Sept.)

K Ka'imi Fairbairn (Special Teams, Dec.)

**2019**

QB Deshaun Watson (Offense, Oct.)

**NFL Player of the Month**

**2007**

WR/KR André Davis (Special Teams, Dec.)



## AFC Player of the Week

- 2002**  
 CB Aaron Glenn (Defense, Dec. 8)  
 WR Avion Black (Special Teams, Dec. 15)
- 2003**  
 P Chad Stanley (Special Teams, Nov. 2)
- 2004**  
 K Kris Brown (Special Teams, Sept. 26)
- 2005**  
 WR Jerome Mathis (Special Teams, Oct. 30)
- 2006**  
 WR Andre Johnson (Offense, Oct. 1)  
 LB DeMeco Ryans (Defense, Dec. 3)  
 K Kris Brown (Special Teams, Dec. 24)
- 2007**  
 DE Mario Williams (Defense, Sept. 9)  
 K Kris Brown (Special Teams, Oct. 7)  
 WR André Davis (Special Teams, Dec. 9)  
 DE Mario Williams (Defense, Dec. 13)
- 2008**  
 WR Jacoby Jones (Special Teams, Oct. 12)  
 WR Jacoby Jones (Special Teams, Oct. 26)  
 QB Matt Schaub (Offense, Dec. 7)  
 RB Steve Slaton (Offense, Dec. 1)
- 2009**  
 QB Matt Schaub (Offense, Sept. 20)  
 WR Jacoby Jones (Special Teams, Oct. 4)  
 LB Brian Cushing (Defense, Oct. 18)  
 LB Brian Cushing (Defense, Nov. 1)
- 2010**  
 RB Arian Foster (Offense, Sept. 15)  
 WR Andre Johnson (Offense, Sept. 22)  
 QB Matt Schaub (Offense, Oct. 20)  
 CB Glover Quin (Defense, Dec. 1)
- 2011**  
 RB Arian Foster (Offense, Oct. 5 & Oct. 26)
- 2012**  
 DE J.J. Watt (Defense, Sept. 19)  
 QB Matt Schaub (Offense, Nov. 21)  
 DE J.J. Watt (Defense, Dec. 19)
- 2014**  
 DE J.J. Watt (Defense, Oct. 1)  
 DE J.J. Watt (Defense, Nov. 19)  
 QB Ryan Fitzpatrick (Offense, Dec. 3)  
 K Randy Bullock (Special Teams, Dec. 24)
- 2015**  
 WR DeAndre Hopkins (Offense, Week 6)  
 DE J.J. Watt (Defense, Week 11)  
 DE J.J. Watt (Defense, Week 17)
- 2016**  
 OLB Whitney Mercilus (Defense, Week 1)  
 WR Will Fuller V (Special Teams, Week 4)  
 P Shane Lechler (Special Teams, Week 8)
- 2017**  
 QB Deshaun Watson (Offense, Week 4)  
 CB Johnathan Joseph (Defense, Week 6)
- 2018**  
 DE/OLB Jadeveon Clowney (Defense, Week 4)  
 DE J.J. Watt (Defense, Week 12)  
 K Ka'imi Fairbairn (Special Teams, Week 15)
- 2019**  
 OLB Whitney Mercilus (Defense, Week 2)  
 QB Deshaun Watson (Offense, Week 3)  
 QB Deshaun Watson (Offense, Week 5)

## 2019 (cont.)

- QB Deshaun Watson (Offense, Week 13)  
 DE Angelo Blackson (Special Teams, Week 15)
- 2020**  
 QB Deshaun Watson (Offense, Week 11)
- 2021**  
 DB Tremon Smith (Special Teams, Week 15)  
 DB Tavierre Thomas (Defense, Week 16)

## NFL Rookie of the Week

- 2003**  
 WR Andre Johnson (Sept. 28)  
 RB Domanick Davis (Oct. 19)  
 RB Domanick Davis (Oct. 26)  
 RB Domanick Davis (Nov. 2)  
 RB Domanick Davis (Nov. 9)  
 WR Andre Johnson (Nov. 16)  
 RB Domanick Davis (Nov. 30)
- 2011**  
 QB T.J. Yates (Dec. 13)

## NFL Rookie of the Month

- 2003:** RB Domanick Davis (Oct.)  
**2006:** LB DeMeco Ryans (Dec.)  
**2007:** DT Amobi Okoye (Sept.)  
**2008:** RB Steve Slaton (Dec.)  
**2009:** ILB Brian Cushing (Nov.)  
 ILB Brian Cushing (Dec.)  
**2013:** WR DeAndre Hopkins (Sept.)  
**2017:** QB Deshaun Watson (Oct.)

## NFL Rookie of the Year

- 2003:** RB Domanick Davis

## NFL Coach of the Week

- 2002:** Dom Capers (Sept. 8)  
**2003:** Dom Capers (Sept. 28)

## NFL Alumni Player of the Year

- 2005:** KR Jerome Mathis (Kick Returner)  
**2006:** WR Andre Johnson (Wide Receiver)  
**2007:** DE Mario Williams (Defensive Lineman)  
**2008:** WR Andre Johnson (Wide Receiver)  
**2009:** WR Andre Johnson (Wide Receiver)

## NFL Players Association

- Rookie of the Week**  
**2008:** RB Steve Slaton (Oct. 5)

## College & Pro Football News Weekly All-Pro

- 2002:** CB Aaron Glenn

## ESPN.com All-Pro

- 2003:** P Chad Stanley  
**2008:** WR Andre Johnson

## ESPN.com All-Rookie

- 2004:** CB Dunta Robinson

## FedEx Air Player of the Week

- 2010:** QB Matt Schaub (Week 2)  
**2012:** QB Matt Schaub (Week 11)  
**2014:** QB Ryan Fitzpatrick (Week 13)  
**2017:** QB Deshaun Watson (Week 4)

## FedEx Ground Player of the Week

- 2010:** RB Arian Foster (Week 1)  
 RB Arian Foster (Week 17)

## GMC Never Say Never Moment of the Week

- 2013:** Week 1, ILB Brian Cushing game-tying INT return at San Diego

## Madden Most Valuable Protectors

- 2011:** Week 7 (LT Duane Brown, LG Wade Smith, C Chris Myers, RG Mike Brisiel, RT Eric Winston)  
**2012:** Week 4 (LT Duane Brown, LG Wade Smith, C Chris Myers, RG Antoine Caldwell, RT Derek Newton)  
**2012:** Week 13 (LT Duane Brown, LG Wade Smith, C Chris Myers, RG Ben Jones, RT Ryan Harris)

## Football Digest All-Pro

- 2002:** CB Aaron Glenn (2nd team)  
**2004:** WR Andre Johnson (2nd team)

## KFFL All-Rookie Team

- 2003:** RB Domanick Davis  
 WR Andre Johnson

## Mickey Herskowitz Award

- 2004:** QB David Carr  
**2005:** CB Dunta Robinson  
**2006:** DE N.D. Kalu  
**2007:** T Ephraim Salaam  
**2008:** WR Andre Johnson

## Pro Football Weekly/PFWA Defensive Most Valuable Player

- 2012:** DE J.J. Watt  
**2014:** DE J.J. Watt  
**2015:** DE J.J. Watt

## Pro Football Weekly/PFWA All-NFL

- 2005:** KR Jerome Mathis  
**2008:** WR Andre Johnson  
**2009:** WR Andre Johnson  
 ILB Brian Cushing  
**2011:** CB Johnathan Joseph  
**2012:** T Duane Brown  
 DE J.J. Watt  
**2013:** DE J.J. Watt  
**2014:** DE J.J. Watt  
**2015:** DE J.J. Watt  
 WR DeAndre Hopkins  
**2016:** DE/OLB Jadeveon Clowney  
**2017:** WR DeAndre Hopkins  
**2018:** WR DeAndre Hopkins  
 DE J.J. Watt



### Pro Football Weekly All-AFC

- 2002:** CB Aaron Glenn  
DE Gary Walker
- 2005:** KR Jerome Mathis
- 2008:** WR Andre Johnson
- 2009:** WR Andre Johnson  
LB Brian Cushing
- 2011:** T Duane Brown  
ILB Brian Cushing  
CB Johnathan Joseph
- 2012:** T Duane Brown  
DE J.J. Watt
- 2013:** DE J.J. Watt
- 2014:** DE J.J. Watt
- 2015:** DE J.J. Watt  
WR DeAndre Hopkins
- 2016:** DE/OLB Jadeveon Clowney
- 2017:** DE/OLB Jadeveon Clowney  
WR DeAndre Hopkins
- 2018:** WR DeAndre Hopkins  
DE J.J. Watt
- 2019:** WR DeAndre Hopkins

### Pro Football Weekly All-Rookie

- 2002:** QB David Carr
- 2003:** RB Domanick Davis  
WR Andre Johnson
- 2005:** KR Jerome Mathis
- 2006:** TE Owen Daniels  
LB DeMeco Ryans
- 2007:** DT Amobi Okoye
- 2008:** LB Xavier Adibi
- 2009:** ILB Brian Cushing
- 2011:** DE J.J. Watt
- 2013:** WR DeAndre Hopkins
- 2017:** QB Deshaun Watson
- 2019:** T Tytus Howard

### Pro Football Weekly Most Improved

- 2010:** RB Arian Foster

### Pro Football Weekly Rookie of the Year

- 2004:** CB Dunta Robinson (Defense)
- 2006:** LB DeMeco Ryans (Defense)
- 2009:** ILB Brian Cushing (Defense)

### Sports Illustrated All-Pro Team

- 2005:** KR Jerome Mathis
- 2008:** WR Andre Johnson
- 2011:** T Eric Winston

### Sports Illustrated Sportsperson of the Year

- 2017:** DE J.J. Watt

### SI.com Coordinator of the Year

- 2011:** Wade Phillips, Defensive Coordinator

### Sporting News All-Rookie Team

- 2008:** LB Xavier Adibi
- 2009:** ILB Brian Cushing

### Sporting News All-Pro

- 2002:** CB Aaron Glenn
- 2005:** KR Jerome Mathis
- 2008:** DE Mario Williams  
WR Andre Johnson
- 2009:** WR Andre Johnson
- 2010:** RB Arian Foster  
WR Andre Johnson
- 2018:** WR DeAndre Hopkins  
DE J.J. Watt

### Sporting News Coordinator of the Year

- 2011:** Wade Phillips, Defensive Coordinator

### Sporting News Defensive Player of the Year

- 2014:** DE J.J. Watt
- 2015:** DE J.J. Watt

### CNN SI Peter King's Player of the Week

- 2008:** QB Matt Schaub (Offense, Dec. 7)  
WR Jacoby Jones (Special Teams, Oct. 26)  
WR Andre Johnson (Offense, Dec. 14)

### ESPN ESPY'S

- 2011:** RB Arian Foster (Strongest Performance)

### Touchdown Club Player of the Year

- 2004:** WR Andre Johnson
- 2005:** RB Domanick Davis
- 2006:** WR Andre Johnson
- 2007:** LB DeMeco Ryans
- 2008:** WR Andre Johnson

### USA Today All-Joe Team

- 2002:** DT Seth Payne
- 2003:** T Chester Pitts  
DE Corey Sears
- 2004:** G Chester Pitts  
P Chad Stanley
- 2005:** RB Jonathan Wells
- 2006:** DE Anthony Weaver
- 2007:** LB Morlon Greenwood  
CB Von Hutchins  
T Eric Winston
- 2008:** FB Vonta Leach  
CB Antwaun Molden  
WR Kevin Walter  
G Mike Brisiel
- 2009:** S Bernard Pollard
- 2011:** RG Mike Brisiel  
OLB Connor Barwin  
T Duane Brown  
RB Ben Tate  
DE J.J. Watt
- 2012:** OLB Bryan Braman  
FB James Casey

### Walter Payton NFL Man of the Year

- 2017:** DE J.J. Watt

### Ed Block Courage Award

- 2002:** CB Jason Bell
- 2003:** CB Aaron Glenn
- 2004:** DT Seth Payne
- 2005:** WR Jabar Gaffney
- 2006:** LB Kailee Wong
- 2007:** DE Anthony Weaver
- 2008:** WR Harry Williams
- 2009:** LB Zac Diles
- 2010:** TE Joel Dreessen
- 2011:** LB DeMeco Ryans
- 2012:** QB Matt Schaub
- 2013:** ILB Brian Cushing
- 2014:** G David Quessenberry
- 2015:** DE/OLB Jadeveon Clowney
- 2016:** T Duane Brown
- 2017:** T Derek Newton
- 2018:** S Andre Hal
- 2019:** S Justin Reid
- 2020:** ILB Dylan Cole
- 2021:** OL Justin Britt
- 2022:** CB Tavierre Thomas

### Deacon Jones Award

- 2015:** DE J.J. Watt





## 2002

Rd	Pick	Player	College	Pos.
1	1	David Carr	Fresno State	QB
2	33	Jabar Gaffney	Florida	WR
2	50	Chester Pitts	San Diego State	T
3	66	Fred Weary	Tennessee	G
3	83	Charles Hill	Maryland	DT
4	99	Jonathan Wells	Ohio State	RB
5	136	Jarrod Baxter	New Mexico	FB
5	153	Ramon Walker	Pittsburgh	FS
6	173	DeMarcus Faggins	Kansas State	CB
6	190	Howard Green	LSU	DT
7	229	Greg White	Minnesota	LB
7	261	Ahmad Miller	UNLV	DT
<b>Supplemental Draft</b>				
6		Milford Brown	Florida State	G

## 2003

Rd	Pick	Player	College	Pos.
1	3	Andre Johnson	Miami	WR
2	41	*Bennie Joppru	Michigan	TE
3	67	Antwan Peek	Cincinnati	LB
3	75	Seth Wand	NW Missouri St.	T
3	88	Dave Ragone	Louisville	QB
4	104	Domanick Davis	LSU	RB
6	192	Drew Henson	Michigan	QB
6	214	Keith Wright	Missouri	DT
7	217	Curry Burns	Louisville	SS
7	233	Chance Pearce	Texas A&M	LS
<b>Supplemental Draft</b>				
2		Tony Hollings	Georgia Tech	RB

## 2004

Rd	Pick	Player	College	Pos.
1	10	Dunta Robinson	South Carolina	CB
1	27	Jason Babin	Western Michigan	LB
4	122	Glenn Earl	Notre Dame	SS
6	170	Vontez Duff	Notre Dame	CB
6	175	Jammal Lord	Nebraska	FS
6	200	Charlie Anderson	Mississippi	LB
7	210	Raheem Orr	Rutgers	LB
7	211	Sloan Thomas	Texas	WR
7	248	B.J. Symons	Texas Tech	QB

## 2005

Rd	Pick	Player	College	Pos.
1	16	Travis Johnson	Florida State	DT
3	73	Vernand Morency	Oklahoma State	RB
4	114	Jerome Mathis	Hampton	WR
5	151	Drew Hodgdon	Arizona State	C
6	188	C.C. Brown	La.-Lafayette	SS
7	227	Kenneth Pettway	Grambling State	LB

## 2006

Rd	Pick	Player	College	Pos.
1	1	Mario Williams	North Carolina St.	DE
2	33	DeMeco Ryans	Alabama	LB
3	65	Charles Spencer	Pittsburgh	T
3	66	Eric Winston	Miami	T
4	98	Owen Daniels	Wisconsin	TE
6	170	Wali Lundy	Virginia	RB
7	251	David Anderson	Colorado State	WR

## 2007

Rd	Pick	Player	College	Pos.
1	10	Amobi Okoye	Louisville	DT
3	73	Jacoby Jones	Lane College	WR
4	123	Fred Bennett	South Carolina	CB
5	144	*Brandon Harrison	Stanford	S
5	163	Brandon Frye	Virginia Tech	T
6	183	Kasey Studdard	Texas	G
7	218	Zac Diles	Kansas State	LB

## 2008

Rd	Pick	Player	College	Pos.
1	26	Duane Brown	Virginia Tech	T
3	79	Antwaun Molden	Eastern Kentucky	CB
3	89	Steve Slaton	West Virginia	RB
4	118	Xavier Adibi	Virginia Tech	LB
5	151	Frank Okam	Texas	DT
6	173	Dominique Barber	Minnesota	S
7	223	Alex Brink	Washington State	QB

## 2009

Rd	Pick	Player	College	Pos.
1	15	Brian Cushing	USC	LB
2	46	Connor Barwin	Cincinnati	DE
3	77	Antoine Caldwell	Alabama	C
4	112	Glover Quin	New Mexico	CB
4	122	Anthony Hill	North Carolina St.	TE
5	152	James Casey	Rice	TE
6	188	Brice McCain	Utah	CB
7	223	*Troy Nolan	Arizona State	S

## 2010

Rd	Pick	Player	College	Pos.
1	20	Kareem Jackson	Alabama	CB/S
2	58	*Ben Tate	Auburn	RB
3	81	Earl Mitchell	Arizona	DT
4	102	Darryl Sharpton	Miami	LB
4	118	Garrett Graham	Wisconsin	TE
5	144	Sherrick McManis	Northwestern	CB
6	187	Shelley Smith	Colorado State	G
6	197	*Trindon Holliday	LSU	WR
7	227	Dorin Dickerson	Pittsburgh	WR

## 2011

Rd	Pick	Player	College	Pos.
1	11	J.J. Watt	Wisconsin	DE
2	42	Brooks Reed	Arizona	OLB
2	60	Brandon Harris	Miami	CB
4	127	Roc Carmichael	Virginia Tech	CB
5	144	Shiloh Keo	Idaho	S
5	152	T.J. Yates	North Carolina	QB
7	214	Derek Newton	Arkansas State	T
7	254	Cheta Ozougwu	Rice	OLB

## 2012

Rd	Pick	Player	College	Pos.
1	26	Whitney Mercilus	Illinois	OLB
3	68	DeVier Posey	Ohio State	WR
3	76	Brandon Brooks	Miami (Ohio)	G
4	99	Ben Jones	Georgia	C
4	121	Keshawn Martin	Michigan State	WR
4	126	Jared Crick	Nebraska	DE
5	161	*Randy Bullock	Texas A&M	K
6	195	Nick Mondek	Purdue	T

**Bold** indicates made active roster that season  
 \* Indicates placed on Injured Reserve

NOTE: Some players played positions different than what is listed



## 2013

Rd	Pick	Player	College	Pos.
1	27	DeAndre Hopkins	Clemson	WR
2	58	D.J. Swearinger	South Carolina	S
3	89	*Brennan Williams	North Carolina	T
3	95	<b>Sam Montgomery</b>	LSU	OLB
4	124	*Trevardo Williams	Connecticut	OLB
6	176	*David Quessenberry	San Jose State	G
6	195	*Alan Bonner	Jacksonville State	WR
6	198	Chris Jones	Bowling Green	DT
6	201	Ryan Griffin	Connecticut	TE

## 2014

Rd	Pick	Player	College	Pos.
1	1	*Jadeveon Clowney	South Carolina	DE/OLB
2	33	Xavier Su'a-Filo	UCLA	G
3	65	C.J. Fiedorowicz	Iowa	TE
3	83	*Louis Nix III	Notre Dame	NT
4	135	Tom Savage	Pittsburgh	QB
6	177	Jeffrey Pagan	Alabama	DE
6	181	Alfred Blue	LSU	RB
6	211	Jay Prosch	Auburn	FB
7	216	Andre Hal	Vanderbilt	S
7	256	*Lonnie Ballentine	Memphis	S

## 2015

Rd	Pick	Player	College	Pos.
1	16	Kevin Johnson	Wake Forest	CB
2	43	Benardrick McKinney	Mississippi State	ILB
3	70	Jaelen Strong	Arizona State	WR
5	175	Keith Mumphery	Michigan State	WR
6	211	*Reshard Cliett	South Florida	LB
6	216	Christian Covington	Rice	DE
7	235	Kenny Hilliard	LSU	RB

## 2016

Rd	Pick	Player	College	Pos.
1	21	<b>Will Fuller V</b>	Notre Dame	WR
2	50	*Nick Martin	Notre Dame	C
3	85	*Braxton Miller	Ohio State	WR
4	119	Tyler Ervin	San Jose State	RB
5	159	K.J. Dillon	West Virginia	S
5	166	D.J. Reader	Clemson	NT

## 2017

Rd	Pick	Player	College	Pos.
1	12	*Deshaun Watson	Clemson	QB
2	57	Zach Cunningham	Vanderbilt	ILB
3	89	*D'Onta Foreman	Texas	RB
4	130	Julián Davenport	Bucknell	T
4	142	Carlos Watkins	Clemson	DE
5	169	Treston Decoud	Oregon State	S
7	243	Kyle Fuller	Baylor	C

## 2018

Rd	Pick	Player	College	Pos.
3	68	Justin Reid	Stanford	S
3	80	Martinas Rankin	Mississippi State	G
3	98	Jordan Akins	Central Florida	TE
4	103	Keke Coutee	Texas Tech	WR
6	177	Duke Ejirofor	Wake Forest	OLB
6	211	Jordan Thomas	Mississippi State	TE
6	214	Peter Kalambayi	Stanford	ILB
7	222	*Jermaine Kelly Jr.	San Jose State	CB

## 2019

Rd	Pick	Player	College	Pos.
1	23	Tytus Howard	Alabama State	G/T
2	54	Lonnie Johnson Jr.	Kentucky	CB
2	55	<b>Max Scharping</b>	Northern Illinois	G/T
3	86	*Kahale Warring	San Diego State	TE
5	161	<b>Charles Omenihu</b>	Texas	DE
6	195	<b>Xavier Crawford</b>	Central Michigan	CB
7	220	<b>Cullen Gillaspia</b>	Texas A&M	FB

## 2020

Rd	Pick	Player	College	Pos.
2	40	Ross Blacklock	TCU	DT
3	90	Jonathan Greenard	Florida	OLB
4	126	Charlie Heck	North Carolina	T
4	141	John Reid	Penn State	CB
5	171	*Isaiah Coulter	Rhode Island	WR

## 2021

Rd	Pick	Player	College	Pos.
3	67	Davis Mills	Stanford	QB
3	89	Nico Collins	Michigan	WR
5	147	Brevin Jordan	Miami (Fla.)	TE
5	170	Garret Wallow	TCU	LB
6	195	Roy Lopez	Arizona	DL

## 2022

Rd	Pick	Player	College	Pos.
1	3	Derek Stingley Jr.	LSU	CB
1	15	Kenyon Green	Texas A&M	G
2	37	Jalen Pitre	Baylor	S
2	44	John Metchie III	Alabama	WR
3	75	Christian Harris	Alabama	LB
4	107	Dameon Pierce	Florida	RB
5	150	Thomas Booker	Stanford	DT
5	170	Teagan Quitoriano	Oregon State	TE
6	205	Austin Deculus	LSU	OL

## 2023

Rd	Pick	Player	College	Pos.
1	2	C.J. Stroud	Ohio State	QB
1	3	Will Anderson Jr.	Alabama	DE
2	62	Juice Scruggs	Penn State	G/C
3	69	Tank Dell	Houston	WR
4	109	Dylan Horton	TCU	DE
5	167	Henry To'oTo'o	Alabama	LB
6	201	Jarrett Patterson	Notre Dame	C
6	205	Xavier Hutchinson	Iowa State	WR
7	248	Brandon Hill	Pittsburgh	S

**Bold** indicates made active roster that season

\* Indicates placed on Injured Reserve

NOTE: Some players played positions different than what is listed

# 2002 FINAL STATISTICS (4-12)



Date	W/L	Score	Opponent	Attendance
9/8	W	19-10	Dallas	69,604*
9/15	L	3-24	at San Diego	56,098
9/22	L	3-23	Indianapolis	69,204*
9/29	L	17-35	at Philadelphia	64,867*
10/13	L	24-31	Buffalo	70,120*
10/20	L	17-34	at Cleveland	73,248*
10/27	W	21-19	at Jacksonville	53,721
11/3	L	3-38	Cincinnati	69,827*
11/10	L	10-17	at Tennessee	68,804*
11/17	L	21-24	Jacksonville	69,711*
11/24	W	16-14	N.Y. Giants	70,054*
12/1	L	3-19	at Indianapolis	56,820*
12/08	W	24-6	at Pittsburgh	58,551*
12/15	L	19-23	Baltimore	70,108*
12/22	L	10-26	at Washington	70,291
12/29	L	3-13	Tennessee	70,694*

\*Sellouts

TEAM STATISTICS	TEXANS	Opponents
TOTAL FIRST DOWNS	208	291
Rushing	59	116
Passing	119	155
Penalty	30	20
3rd Down: Made/Att.	59/229	83/234
3rd Down Pct.	25.8	35.5
4th Down: Made/Att.	5/14	6/12
4th Down Pct.	35.7	50.0
TIME OF POSSESSION	28:06	31:54
TOTAL NET YARDS	5,372	5,230
Avg. Per Game	223.3	326.9
Total Plays	947	1,056
Avg. Per Play	3.8	5.0
NET YARDS RUSHING	1,347	2,089
Avg. Per Game	84.2	130.6
Total Rushes	424	509
Avg. Per Play	3.2	4.1
NET YARDS PASSING	2,225	3,141
Avg. Per Game	139.1	196.3
Sacked/Yards Lost	76/411	35/237
Gross Yards	2,636	3,378
Att./Completions	447/235	512/281
Completion Pct.	52.6	54.9
Had Intercepted	15	10
PUNTS/AVERAGE	116/40.7	98/39.7
NET PUNTING AVG.	116/36.8	98/33.1
PENALTIES/YARDS	136/1,011	102/955
FUMBLES/BALL LOST	34/14	23/11
TOUCHDOWNS	22	40
Rushing	6	14
Passing	11	23
Returns	5	3

SCORE BY PERIODS	1	2	3	4	OT	Total
TEXANS	37	56	51	69	0	213
Opponents	74	114	66	102	0	356

SCORING	TD	Ru	Pa	Rt	PAT	FG	SAF	TP
K. Brown	0	0	0	0	20/20	17/24	0	71
C. Bradford	6	0	6	0	0/0	0/0	0	36
D. Carr	3	3	0	0	0/0	0/0	0	18
B. Miller	3	0	3	0	0/0	0/0	0	18
J. Wells	3	3	0	0	0/0	0/0	0	18
A. Glenn	2	0	0	2a	0/0	0/0	0	12
J. Gaffney	1	0	1	0	0/0	0/0	0	8
J. Baxter	1	0	1	0	0/0	0/0	0	6
A. Black	1	0	0	1c	0/0	0/0	0	6
K. Williams	1	0	0	1d	0/0	0/0	0	6
K. Wright	1	0	0	1b	0/0	0/0	0	6
J. Allen	0	0	0	0	0/0	0/0	0	2
J. McClain	0	0	0	0	0/0	0/0	1	2
S. Payne	0	0	0	0	0/0	0/0	1	2
TEXANS	22	6	11	5	20/20	17/24	3	213
Opponents	40	14	23	3	38/38	24/34	2	356

a – Interception returns of 70 and 65 yards (12/8 at PIT); b – Fumble recovery of 40 yards (12/8 at PIT); c – Punt return of 76 yards (12/15 vs. BALT); d – Recovery of blocked punt (12/22 at WASH).

RUSHING	No.	Yds	Avg	Long	TD
J. Wells	197	529	2.7	37	3
J. Allen	155	519	3.3	32	0
D. Carr	59	282	4.8	20	3
J. Baxter	7	14	2.0	6	0
J. Lewis	3	8	2.7	5	0
C. Stanley	1	6	6.0	6	0
C. Bradford	2	-11	-5.5	0	0
TEXANS	424	1,347	3.2	37	6
Opponents	509	2,089	4.1	70	14

RECEIVING	No.	Yds	Avg	Long	TD
B. Miller	51	613	12.0	42	3
J. Allen	47	302	6.4	21	0
C. Bradford	45	697	15.5	81	6
J. Gaffney	41	483	11.8	27	1
J. Dawson	21	286	13.6	28	0
J. Wells	9	48	5.3	9	0
J. Holloway	7	73	10.4	24	0
A. Black	6	52	8.7	14	0
J. Baxter	5	33	6.6	14	1
J. Lewis	2	41	20.5	33	0
A. Harris	1	8	8.0	8	0
TEXANS	235	2,636	11.2	81	11
Opponents	281	3,378	12.0	57t	23

INTERCEPTIONS	No.	Yds	Avg	Long	TD
A. Glenn	5	181	36.2	70t	2
E. Brown	2	7	3.5	7	0
M. Coleman	1	0	0.0	0	0
J. Posey	1	0	0.0	0	0
M. Stevens	1	0	0.0	0	0
TEXANS	10	188	18.8	70t	2
Opponents	15	277	18.5	102t	1

PUNTING	No.	Yds	Avg	Net	TB	In	Lg	B
C. Stanley	114	4,720	41.4	36.8	6	36	62	2
TEXANS	116	4,720	40.7	36.8	6	36	62	2
Opponents	98	3,892	39.7	33.1	7	27	63	1

PUNT RETURNS	Ret	FC	Yds	Avg	Long	TD
J. Lewis	36	17	280	7.8	48	0
A. Black	14	3	188	13.4	76t	1
J. Gaffney	3	0	-3	-1.0	1	0
A. Glenn	0	0	47	---	47	0
TEXANS	53	20	512	9.7	76t	1
Opponents	58	34	328	5.7	46	0

KICKOFF RETURNS	No	Yds	Avg	Long	TD
J. Lewis	46	961	20.9	45	0
A. Black	24	529	22.0	49	0
C. Hill	2	0	0.0	0	0
M. Norris	2	11	5.5	10	0
J. Baxter	1	19	19.0	19	0
F. Murphy	1	0	0.0	0	0
C. Sears	1	9	9.0	9	0
TEXANS	77	1,529	19.9	49	0
Opponents	52	1,156	22.2	95t	1

FIELD GOALS	1-19	20-29	30-39	40-49	50+
K. Brown	0/1	3/3	1/1	11/14	2/5
TEXANS	0/1	3/3	1/1	11/14	2/5
Opponents	0/0	10/10	9/11	5/12	0/1

PASSING	Att	Comp	Yds	Cmp%	Yds/Att	TD	TD%	Int	Int%	Long	Sack/Lost	Rating
D. Carr	444	233	2,592	52.5	5.8	9	2.0	15	3.4	81	76/411	62.8
J. Gaffney	1	1	39	100.0	39.0	1	100.0	0	0.0	39t	0/0	158.3
J. Allen	2	1	5	50.0	2.5	1	50.0	0	0.0	5t	0/0	95.8
TEXANS	447	235	2,636	52.6	5.9	11	2.5	15	3.4	81	76/411	64.7
Opponents	512	281	3,378	54.9	6.6	23	4.5	10	2.0	57t	35/237	82.1

# 2002 FINAL STATISTICS (4-12)



## DEFENSIVE STATISTICS

Based on Coaches Film Review

TACKLES	Solo	Asst	Total	Sk Yds	QB Press	INT- Yards	Pass Def.	Forced Fumbles	Fumble Recoveries
J.Foreman	110	83	193	0.0-0	3	0-0	4	1	0
J.Sharper	91	87	178	5.5-27	8	0-0	5	2	3
S.Payne	57	90	147	1.0-4	11	0-0	0	0	0
M.Stevens	47	70	117	0.0-0	0	1-0	0	0	0
G.Walker	46	69	115	6.5-33	42	0-0	0	1	1
J.Deloach	30	73	103	1.0-10	11	0-0	0	0	0
E.Brown	52	43	95	0.5-3	1	2-7	7	1	0
M.Coleman	56	34	90	0.0-0	0	1-0	30	0	2
K.Wong	44	45	89	5.5-22	27	0-0	2	1	0
A.Glenn	45	27	72	1.0-10	1	5-181	16	0	0
J.Posey	43	28	71	8.0-77	22	1-0	1	2	0
K.Mitchell	25	23	48	1.0-7	4	0-0	0	1	0
C.Sears	12	35	47	1.0-9	7	0-0	0	0	0
K.Wright	24	10	34	1.0-13	3	0-0	9	0	1
K.Williams	13	9	22	0.0-0	0	0-0	0	0	0
J.Simmons	9	5	14	1.0-10	4	0-0	2	0	1
R.Walker	2	3	5	0.0-0	0	0-0	0	0	0
C.Carter	1	3	4	1.0-9	0	0-0	0	0	0
C.Hill	0	3	3	0.0-0	0	0-0	0	0	0
P.Dennis	0	1	1	0.0-0	0	0-0	0	0	0
E.Flowers	1	0	1	0.0-0	0	0-0	1	0	0
J.Bell	0	0	0	0.0-0	0	0-0	2	0	0
J.McClain	0	0	0	0.0-0	0	0-0	0	0	0
<b>TEXANS</b>	<b>708</b>	<b>741</b>	<b>1,449</b>	<b>35.0-237</b>	<b>144</b>	<b>10-188</b>	<b>79</b>	<b>9</b>	<b>8</b>

## SPECIAL TEAMS STATISTICS

SPECIAL TEAMS	Solo	Asst	Total	Blocked Punts	Forced Fumbles	Fumble Recoveries
J.Bell	14	2	16	0	0	1
Y.Evans	10	4	14	0	0	1
J.Simmons	2	2	14	0	1	0
C.Carter	9	3	12	0	0	0
J.Foreman	9	1	10	0	0	0
F.Murphy	8	1	9	0	0	0
R.Walker	7	2	9	0	1	0
J.McClain	4	4	8	1	0	0
K.Wright	5	3	8	0	0	0
K.Williams	7	0	7	0	0	0
E.Flowers	5	1	6	0	0	0
M.Norris	2	4	6	0	0	0
J.Posey	6	0	6	0	0	0
E.Brown	2	3	5	0	0	0
P.Dennis	3	2	5	0	0	0
J.Lamar	4	1	5	0	0	0
S.McDermott	3	2	5	0	0	0
M.Coleman	2	0	2	0	0	0
J.Dawson	2	0	2	0	0	0
J.Allen	1	0	1	0	0	0
A.Black	1	0	1	0	0	0
C.Bradford	1	0	1	0	0	0
B.Miller	1	0	1	0	0	1
C.Stanley	1	0	1	0	0	0
M.Stevens	1	0	1	0	0	0
<b>TEXANS</b>	<b>110</b>	<b>35</b>	<b>155</b>	<b>1</b>	<b>2</b>	<b>3</b>

# 2003 FINAL STATISTICS (5-11)



Date	W/L	Score	Opponent	Attendance
9/7	W	21-20	at Miami	73,010*
9/14	L	10-31	at New Orleans	68,390*
9/21	L	14-42	Kansas City	70,487*
9/28	W	24-20	Jacksonville	70,041*
10/12	L	17-38	at Tennessee	68,809*
10/19	L	14-19	N.Y. Jets	70,623*
10/26	L	21-30	at Indianapolis	56,132*
11/2	W	14-10	Carolina	70,052*
11/9	L	27-34	at Cincinnati	50,437
11/16	W	12-10	at Buffalo	72,677*
11/23	L	20-23 OT	New England	70,719*
11/30	W	17-13	Atlanta	70,388*
12/7	L	0-27	at Jacksonville	43,363
12/14	L	3-16	at Tampa Bay	65,124*
12/21	L	24-27	Tennessee	70,758*
12/28	L	17-20	Indianapolis	70,680*

\*Sellouts

## TEAM STATISTICS

	Texans	Opponents
TOTAL FIRST DOWNS	237	336
Rushing	86	130
Passing	127	179
Penalty	24	27
3rd Down: Made/Att.	63/204	89/222
3rd Down Pct.	30.9	40.1
4th Down: Made/Att.	9/14	10/14
4th Down Pct.	64.3	71.4
TIME OF POSSESSION	27:39	32:21
TOTAL NET YARDS	4,306	6,082
Avg. Per Game	269.1	380.1
Total Plays	896	1,054
Avg. Per Play	4.8	5.8
NET YARDS RUSHING	1,651	2,370
Avg. Per Game	103.2	148.1
Total Rushes	421	533
Avg. Per Play	3.9	4.4
NET YARDS PASSING	2,655	3,712
Avg. Per Game	165.9	232.0
Sacked/Yards Lost	36/186	19/123
Gross Yards	2,841	3,835
Att./Completions	439/248	502/297
Completion Pct.	56.5	59.2
Had Intercepted	18	14
PUNTS/AVERAGE	97/41.5	75/41.7
NET PUNTING AVG.	36.7	35.8
PENALTIES/YARDS	121/961	96/767
FUMBLES/BALL LOST	18/9	18/8
TOUCHDOWNS	29	42
Rushing	14	15
Passing	14	22
Returns	1	5

## SCORE BY PERIODS

	1	2	3	4	OT	Total
TEXANS	23	87	84	61	0	255
Opponents	64	115	73	125	3	380

## SCORING

	TD	Ru	Pa	Rt	PAT	FG	SAF	TP
K.Brown	0	0	0	0	27/27	18/22	0	81
D.Davis	8	8	0	0	0/0	0/0	0	48
C.Bradford	4	0	4	0	0/0	0/0	0	24
A.Johnson	4	0	4	0	0/0	0/0	0	24
S.Mack	4	4	0	0	0/0	0/0	0	24
B.Miller	3	0	3	0	0/0	0/0	0	18
D.Carr	2	2	0	0	0/0	0/0	0	12
J.Gaffney	2	0	2	0	0/0	0/0	0	12
D.Armstrong	1	0	1	0	0/0	0/0	0	6
M.McCree	1	0	0*	1	0/0	0/0	0	6
TEXANS	29	14	14	1	27/27	18/22	0	255
Opponents	42	15	22	5	40/40	28/35	2	380

\* M.McCree 95-yd int return, vs. TEN (12/21).

RUSHING	No.	Yds	Avg	Long	TD
D.Davis	238	1,031	4.3	51	8
S.Mack	93	253	2.7	13	4
D.Carr	27	151	5.6	36	2
T.Hollings	38	102	2.7	17	0
D.Ragone	6	51	8.5	14	0
T.Banks	6	27	4.5	13	0
J.Wells	5	14	2.8	10	0
J.Gaffney	1	13	13.0	13	0
C.Stanley	1	12	12.0	12	0
J.Simmons	1	7	7.0	7	0
A.Johnson	5	-10	-2.0	11	0
TEXANS	421	1,651	3.9	51	14
Opponents	533	2,370	4.4	64	15

RECEIVING	No.	Yds	Avg	Long	TD
A.Johnson	66	976	14.8	46t	4
D.Davis	47	351	7.5	17	0
B.Miller	40	355	8.9	25	3
J.Gaffney	34	402	11.8	33	2
C.Bradford	24	460	19.2	78t	4
S.Mack	9	55	6.1	10	0
J.Holloway	8	84	10.5	33	0
D.Armstrong	7	75	10.7	18	1
M.Norris	7	40	5.7	11	0
T.Hollings	2	25	12.5	19	0
J.Wells	2	17	8.5	12	0
M.Coleman	1	6	6.0	6	0
D.Ragone	1	-5	-5.0	-5	0
TEXANS	248	2,841	11.5	78t	14
Opponents	297	3,835	12.9	84t	22

INTERCEPTIONS	No.	Yds	Avg	Long	TD
M.Coleman	7	95	13.6	41	0
K.Wright	3	-2	-0.7	0	0
M.McCree	1	95	95.0	95t	1
M.Stevens	1	12	12.0	12	0
E.Brown	1	5	5.0	5	0
A.Glenn	1	0	0.0	0	0
TEXANS	14	205	14.6	95t	1
Opponents	18	207	11.5	51t	3

PUNTING	No.	Yds	Avg	Net	TB	In	Lg	B
C.Stanley	97	4,028	41.5	36.7	3	36	58	0
TEXANS	97	4,028	41.5	36.7	3	36	58	0
Opponents	75	3,130	41.7	35.8	9	20	59	1

PUNT RETURNS	Ret	FC	Yds	Avg	Long	TD
J.Moses	36	7	244	6.8	40	0
J.Gaffney	4	1	22	5.5	15	0
TEXANS	40	8	266	6.7	40	0
Opponents	43	37	407	9.5	73t	1

KICKOFF RETURNS	No	Yds	Avg	Long	TD
J.Moses	58	1,355	23.4	70	0
T.Hollings	8	142	17.8	30	0
M.Norris	5	71	14.2	19	0
D.Davis	3	61	20.3	28	0
D.Vaughn	3	47	15.7	22	0
J.Wells	2	24	12.0	14	0
T.Martin	1	0	0.0	0	0
TEXANS	80	1,700	21.3	70	0
Opponents	53	1,149	21.7	49	0

FIELD GOALS	1-19	20-29	30-39	40-49	50+
K.Brown	1/1	3/3	8/8	5/6	1/4
TEXANS	1/1	3/3	8/8	5/6	1/4
Opponents	0/0	13/14	10/12	5/9	0/0

PASSING	Att	Comp	Yds	Cmp%	Yds/Att	TD	TD%	Int	Int%	Long	Sack/Lost	Rating
D.Carr	295	167	2,013	56.6	6.8	9	3.1	13	4.4	78t	15/90	69.5
T.Banks	102	61	693	59.8	6.8	5	4.9	3	2.9	46t	13/57	84.3
D.Ragone	40	20	135	50.0	3.4	0	0.0	1	2.5	24	8/39	47.4
S.Mack	1	0	0	0.0	0.0	0	0.0	1	100.0	0	0/0	0.0
J.Gaffney	1	0	0	0.0	0.0	0	0.0	0	0.0	0	0/0	39.6
TEXANS	439	248	2,841	56.5	6.5	14	3.2	18	4.1	78t	36/186	69.7
Opponents	502	297	3,835	59.2	7.6	22	4.4	14	2.8	84t	19/123	86.2

# 2003 FINAL STATISTICS (5-11)



## DEFENSIVE STATISTICS

Based on Coaches Film Review

TACKLES	Solo	Asst	Total	Sk Yds	QB Press	INT- Yards	Pass Def.	Forced Fumbles	Fumble Recoveries
J.Sharper	117	78	195	4.0-19	3	0-0	2	3	0
J.Foreman	107	73	180	2.0-3	3	0-0	2	1	2
E.Brown	74	46	120	0.5-6	0	1-5	2	3	0
J.Deloach	43	66	109	0.0-0	9	0-0	2	0	0
S.Martin	46	46	92	1.0-6	13	0-0	3	0	0
K.Wong	51	35	86	3.0-14	26	0-0	4	1	0
M.Coleman	55	22	77	0.0-0	1	7-95	23	1	0
C.Sears	30	45	75	1.0-10	7	0-0	0	0	1
M.McCree	31	28	59	0.0-0	0	1-95	3	0	0
K.Wright	38	15	53	1.0-9	1	3--2	14	0	0
J.Ioane	21	31	52	0.5-2	9	0-0	0	0	0
M.Stevens	25	14	39	0.0-0	0	1-12	3	0	1
S.Foley	21	9	30	1.0-9	4	0-0	1	0	0
A.Glenn	23	6	29	0.0-0	0	1-0	16	0	0
C.Clemons	17	11	28	1.0-8	11	0-0	3	0	2
A.PEEK	20	8	28	1.0-12	5	0-0	3	0	0
J.Simmons	16	7	23	0.0-0	1	0-0	4	0	0
G.Walker	13	9	22	0.0-0	10	0-0	1	0	0
T.Martin	6	11	17	0.0-0	2	0-0	0	0	0
S.Payne	6	5	11	1.0-7	1	0-0	0	0	0
D.Faggins	6	5	11	0.0-0	0	0-0	12	0	0
S.Orr	6	3	9	2.0-18	3	0-0	0	0	1
D.Vaughn	7	0	7	0.0-0	0	0-0	2	0	0
J.Slecht	2	4	6	0.0-0	0	0-0	0	0	0
J.Bell	1	0	1	0.0-0	0	0-0	1	0	0
T.Evans	1	0	1	0.0-0	0	0-0	0	0	0
R.Walker	1	0	1	0.0-0	0	0-0	0	0	0
<b>TEXANS</b>	<b>784</b>	<b>577</b>	<b>1,361</b>	<b>19.0-117</b>	<b>109</b>	<b>14-205</b>	<b>101</b>	<b>9</b>	<b>7</b>

## SPECIAL TEAMS STATISTICS

SPECIAL TEAMS	Solo	Asst	Total	PAT	Blocks Punt	FG	Forced Fumbles	Fumble Recoveries
R.Walker	13	4	17	0	1	1	0	0
J.Bell	10	5	15	0	0	0	0	0
T.Evans	11	4	15	0	0	0	1	0
J.Simmons	10	4	14	0	0	0	0	0
D.Vaughn	11	2	13	0	0	0	0	0
J.Wells	7	6	13	0	0	0	0	0
M.Norris	4	4	8	0	0	0	0	0
K.Wright	5	2	7	0	0	0	0	0
J.McClain	3	3	6	0	0	0	0	0
E.Brown	5	1	6	0	0	1	0	0
S.Foley	5	0	5	0	0	0	0	0
K.Brown	4	0	4	0	0	0	0	0
D.Faggins	4	0	4	0	0	0	0	0
M.McCree	2	1	3	0	0	0	1	0
M.Stevens	3	0	3	0	0	0	0	0
T.Carroll	0	3	3	0	0	0	0	0
B.Pittman	2	1	3	0	0	0	0	0
A.PEEK	1	1	2	0	0	0	0	0
S.Orr	1	1	2	0	0	0	0	1
D.Davis	1	0	1	0	0	0	0	0
C.Bradford	1	0	1	0	0	0	0	0
C.Clemons	1	0	1	0	0	0	0	0
M.Coleman	1	0	1	0	0	0	0	0
K.Wright	1	0	1	0	0	0	0	0
A.Johnson	1	0	1	0	0	0	0	0
M.Murphy	0	1	1	0	0	0	0	0
C.Burns	0	1	1	0	0	0	0	0
<b>TEXANS</b>	<b>107</b>	<b>44</b>	<b>151</b>	<b>0</b>	<b>1</b>	<b>2</b>	<b>2</b>	<b>1</b>

# 2004 FINAL STATISTICS (7-9)



Date	W/L	Score	Opponent	Attendance
9/12	L	20-27	San Diego	70,255*
9/19	L	16-28	at Detroit	61,465
9/26	W	24-21	at Kansas City	77,433*
10/3	W	30-17	Oakland	70,741*
10/10	L	28-34 OT	Minnesota	70,718*
10/17	W	20-10	at Tennessee	68,932*
10/31	W	20-6	Jacksonville	70,502*
11/7	L	13-31	at Denver	74,292*
11/14	L	14-49	at Indianapolis	56,511*
11/21	L	13-16	Green Bay	70,769*
11/28	W	31-21	Tennessee	70,721*
12/5	L	7-29	at N.Y. Jets	77,875
12/12	L	14-23	Indianapolis	70,762*
12/19	W	24-5	at Chicago	62,122*
12/26	W	21-0	at Jacksonville	66,227
1/2/05	L	22-14	Cleveland	70,724*

\*Sellouts

TEAM STATISTICS	TEXANS	Opponents
TOTAL FIRST DOWNS	300	304
Rushing	103	89
Passing	174	194
Penalty	23	21
3rd Down: Made/Att	81/211	89/205
3rd Down Pct.	38.4	43.4
4th Down: Made/Att	13/21	1/6
4th Down Pct.	61.9	16.7
POSSESSION AVG.	29:59	30:01
TOTAL NET YARDS	5,128	5,458
Avg. Per Game	320.5	341.1
Total Plays	1,001	971
Avg. Per Play	5.1	5.6
NET YARDS RUSHING	1,882	1,843
Avg. Per Game	117.6	115.2
Total Rushes	481	417
NET YARDS PASSING	3,246	3,615
Avg. Per Game	202.9	225.9
Sacked/Yards Lost	49/301	24/161
Gross Yards	3,547	3,776
Att./Completions	471/286	530/344
Completion Pct.	60.7	64.9
Had Intercepted	14	22
PUNTS/AVERAGE	73/41.2	69/41.7
NET PUNTING AVG.	73/35.7	69/36.4
PENALTIES/YARDS	106/928	123/979
FUMBLES/BALL LOST	22/11	22/8
TOUCHDOWNS	37	39
Rushing	16	4
Passing	16	32
Returns	5	3

SCORE BY PERIODS	1	2	3	4	OT	Total
TEXANS	33	101	60	115	0	309
Opponents	65	105	85	82	6	339

SCORING	TD	Ru	Pa	Rt	PAT	FG	SAF	TP
K.Brown	0	0	0	0	34/34	17/24	0	85
D.Davis	14	13	1	0	0/0	0/0	0	84
A.Johnson	6	0	6	0	0/0	0/0	0	36
J.Wells	5	3	2	0	0/0	0/0	0	32
C.Bradford	3	0	3	0	0/0	0/0	0	18
J.Gaffney	2	0	2	0	0/0	0/0	0	12
C.Anderson-d	1	0	0	1	0/0	0/0	0	6
D.Armstrong	1	0	1	0	0/0	0/0	0	6
M.Coleman-a	1	0	0	1	0/0	0/0	0	6
D.Faggins-c	1	0	0	1	0/0	0/0	0	6
B.Miller	1	0	1	0	0/0	0/0	0	6
A.PEEK-e	1	0	0	1	0/0	0/0	0	6
J.Sharper-b	1	0	0	1	0/0	0/0	0	6
TEXANS	37	16	16	5	32/32	17/24	0	309
Opponents	39	4	32	3	37/37	22/29	1	339

a-M.Coleman 102-yd interception return, at KC (9/26); b-J.Sharper 16-yd fumble return, vs. OAK (10/3); c-D.Faggins 43-yd interception return, vs. JAX (10/31); d-C. Anderson 60-yd fumble return, at CHI (12/19); e-A. Peek 66-yd fumble return, at JAX (12/26/04).

RUSHING	No.	Yds	Avg	Long	TD
D.Davis	302	1,188	3.9	44	13
D.Carr	73	299	4.1	24	0
J.Wells	82	299	3.6	14	3
T.Hollings	11	47	4.3	13	0
J.Gaffney	4	30	7.5	10	0
A.Johnson	4	12	3.0	14	0
C.Stanley	1	5	5.0	5	0
J.Baxter	2	1	0.5	1	0
J.Simmons	1	1	1.0	1	0
M.Norris	1	0	0.0	0	0

TEXANS	481	1,882	3.9	44	16
Opponents	417	1,843	4.4	55t	4

RECEIVING	No.	Yds	Avg	Long	TD
A.Johnson	79	1,142	14.5	54t	6
D.Davis	68	588	8.6	38	1
J.Gaffney	41	632	15.4	69	2
D.Armstrong	29	415	14.3	44	1
C.Bradford	27	399	14.8	47	3
B.Miller	17	178	10.5	27	1
J.Wells	11	79	7.2	28	2
T.Hollings	5	46	9.2	27	0
M.Bruener	4	52	13.0	27	0
M.Norris	4	13	3.3	7	0
J.Baxter	1	3	3.0	3	0

TEXANS	286	3,547	12.4	69	16
Opponents	344	3,776	11.0	80t	32

INTERCEPTIONS	No.	Yds	Avg	Long	TD
D.Robinson	6	146	24.3	61	0
A.Glenn	5	40	8.0	23	0
D.Faggins	3	47	15.7	43t	1
K.Wong	3	0	0.0	0	0
M.Coleman	2	116	58.0	102t	1
M.McCree	1	24	24.0	24	0
A.PEEK	1	20	20.0	20	0
J.Simmons	1	0	0.0	0	0

TEXANS	22	393	17.9	102t	2
Opponents	14	157	11.2	77t	1

PUNTING	No.	Yds	Avg	Net	TB	In	Lg	B
C.Stanley	73	3,009	41.2	35.7	7	19	57	0
TEXANS	73	3,009	41.2	35.7	7	19	57	0
Opponents	69	2,880	41.7	36.4	2	24	64	1

PUNT RETURNS	Ret	FC	Yds	Avg	Long	TD
J.Moses	36	13	309	8.6	27	0
A.Glenn	4	0	22	5.5	18	0
D.Robinson	0	0	-2	---	-2	0
TEXANS	40	13	329	8.2	27	0
Opponents	30	24	265	8.8	46	0

KICKOFF RETURNS	No	Yds	Avg	Long	TD
J.Moses	59	1,303	22.1	49	0
J.Gaffney	2	31	15.5	27	0
M.Norris	2	25	12.5	15	0
T.Washington	2	27	13.5	16	0
J.Wells	2	27	13.5	18	0
T.Hollings	1	23	23.0	23	0
K.Starling	1	14	14.0	14	0
TEXANS	69	1,450	21.0	49	0
Opponents	60	1,386	23.1	99t	1

FIELD GOALS	1-19	20-29	30-39	40-49	50+
K.Brown	0/0	7/7	3/5	6/9	1/3
TEXANS	0/0	7/7	3/5	6/9	1/3
Opponents	0/0	7/7	3/7	10/13	2/2

PASSING	Att	Comp	Yds	Cmp%	Yds/Att	TD	TD%	Int	Int%	Long	Sack/Lost	Rating
D.Carr	466	285	3,531	61.2	7.6	16	3.4	14	3.0	69	49/301	83.5
T.Banks	2	1	16	50.0	8.0	0	0.0	0	0.0	16	0/0	77.1
J.Gaffney	3	0	0	0.0	0.0	0	0.0	0	0.0	0	0/0	39.6
TEXANS	471	286	3,547	60.7	7.5	16	3.4	14	3.0	69	49/301	83.0
Opponents	530	344	3,776	64.9	7.1	32	6.0	22	4.2	80t	24/161	88.7

# 2004 FINAL STATISTICS (7-9)



## DEFENSIVE STATISTICS

Based on Coaches Film Review

TACKLES	Solo	Asst	Total	Sk Yds	QB Press	INT- Yards	Pass Def.	Forced Fumbles	Fumble Recoveries
J.Sharper	113	64	177	2.0-19	19	0-0	5	3	1
J.Foreman	67	35	102	0.0-0	2	0-0	0	0	1
R.Smith	38	62	100	3.0-21	22	0-0	6	0	0
K.Wong	65	30	95	5.5-29	39	3-0	2	1	1
D.Robinson	65	20	85	3.0-26	4	6-146	19	3	0
M.Coleman	49	31	80	0-0	0	2-116	8	0	0
S.Payne	34	44	78	2.0-16	12	0-0	0	0	0
G.Walker	25	52	77	0.5-4	36	0-0	1	1	0
J.Babin	51	25	76	4.0-19	45	0-0	1	0	2
G.Earl	32	34	66	0.0-0	0	0-0	1	0	0
A.Glenn	49	10	59	0.0-0	0	5-40	11	0	0
J.DeLoach	19	30	49	0.0-0	2	0-0	1	0	0
J.Simmons	35	11	46	0.0-0	2	1-0	0	1	0
D.Polk	26	19	45	1.0-1	0	0-0	0	0	1
D.Faggins	31	6	37	0.0-0	0	3-47	9	0	0
M.McCree	25	4	29	0.0-0	0	1-24	2	0	0
C.Sears	5	11	16	0.0-0	5	0-0	2	0	0
A.PEEK	10	2	12	2.0-16	7	1-20	0	1	1
K.Wright	7	1	8	1.0-10	0	0-0	0	0	0
E.Brown	3	2	5	0.0-0	0	0-0	0	0	0
J.Ioane	0	3	3	0.0-0	1	0-0	0	0	0
C.Anderson	1	0	1	0.0-0	1	0-0	0	0	1
<b>TEXANS</b>	<b>750</b>	<b>496</b>	<b>1,246</b>	<b>24.0-161</b>	<b>197</b>	<b>22-393</b>	<b>68</b>	<b>10</b>	<b>8</b>

## SPECIAL TEAMS STATISTICS

SPECIAL TEAMS	Solo	Asst	Total	PAT	Blocks Punt	FG	Forced Fumbles	Fumble Recoveries
A.PEEK	10	8	18	0	1	0	0	0
T.Evans	8	8	16	0	0	0	0	0
C.Anderson	9	4	13	0	0	0	0	0
J.Wells	7	5	12	0	0	0	0	0
E.Brown	8	1	9	0	0	0	0	0
M.McCree	7	2	9	0	0	0	0	0
D.Polk	8	1	9	0	0	0	0	0
D.Faggins	6	1	7	0	0	0	0	0
M.Norris	4	3	7	0	0	0	0	0
J.Bell	5	1	6	0	0	0	0	0
K.Wright	4	1	5	0	0	0	0	0
K.Starling	4	0	4	0	0	0	0	0
J.Baxter	3	0	3	0	0	0	0	0
J.Simmons	3	0	3	0	0	0	0	0
C.Bradford	2	0	2	0	0	0	0	0
K.Brown	2	0	2	0	0	0	0	0
T.Hollings	1	1	2	0	0	0	0	0
Q.Monk	2	0	2	0	0	0	0	0
B.Pittman	1	1	2	0	0	0	0	0
J.Babin	0	1	1	0	0	0	0	0
G.Earl	1	0	1	0	0	0	0	0
A.Johnson	1	0	1	0	0	0	0	0
S.Orr	1	0	1	0	0	0	0	0
C.Pitts	1	0	1	0	0	0	0	0
<b>TEXANS</b>	<b>98</b>	<b>38</b>	<b>136</b>	<b>0</b>	<b>1</b>	<b>0</b>	<b>0</b>	<b>0</b>



# 2005 FINAL STATISTICS (2-14)



Date	W/L	Score	Opponent	Attendance
9/11	L	7-22	at Buffalo	71,781*
9/18	L	7-27	Pittsburgh	70,742*
10/2	L	10-16	at Cincinnati	65,714*
10/9	L	20-34	Tennessee	70,430*
10/16	L	10-42	at Seattle	66,196*
10/23	L	20-38	Indianapolis	70,621*
10/30	W	19-16	Cleveland	70,064*
11/6	L	14-21	at Jacksonville	64,613
11/13	L	17-31	at Indianapolis	57,209*
11/20	L	17-45	Kansas City	70,481*
11/27	L	27-33 OT	St. Louis	70,010*
12/4	L	15-16	at Baltimore	69,909*
12/11	L	10-13	at Tennessee	69,149*
12/18	W	30-19	Arizona	70,024*
12/24	L	20-38	Jacksonville	70,025*
1/1/06	L	17-20 OT	at San Francisco	67,970*

\*Sellouts

TEAM STATISTICS	TEXANS	Opponents
TOTAL FIRST DOWNS	243	348
Rushing	89	123
Passing	142	188
Penalty	12	37
3rd Down: Made/Att	75/219	75/196
3rd Down Pct.	34.2%	38.3%
4th Down: Made/Att	8/17	13/20
4th Down Pct.	47.1%	65.0%
TIME OF POSSESSION	28:10	31:50
TOTAL NET YARDS	4,053	5,824
Avg. Per Game	253.3	364.0
Total Plays	954	1,012
Avg. Per Play	4.2	5.8
NET YARDS RUSHING	1,816	2,303
Avg. Per Game	113.5	143.9
Total Rushes	437	506
NET YARDS PASSING	2,237	3,521
Avg. Per Game	139.8	220.1
Sacked/Yards Lost	68/424	37/206
Gross Yards	2,661	3,727
Attempts/Completions	449/270	469/304
Completion Pct.	60.1%	64.8%
Had Intercepted	13	7
PUNTS / AVERAGE	77/38.8	63/40.1
NET PUNTING AVG.	35.7	34.4
PENALTIES / YARDS	106/854	105/846
FUMBLES / BALL LOST	30/11	24/9
TOUCHDOWNS	26	50
Rushing	9	21
Passing	15	24
Returns	2	5

SCORE BY PERIODS	1	2	3	4	OT	Total
TEXANS	40	111	64	45	0	260
Opponents	84	115	83	140	9	431

SCORING	TD	Ru	Pa	Rt	PAT	FG	SAF	TP
K.Brown	0	0	0	0	24/24	26/34	0	102
D.Davis	6	2	4	0	0/0	0/0	0	36
C.Bradford	5	0	5	0	0/0	0/0	1	32
J.Wells	4	4	0	0	0/0	0/0	0	24
J.Mathis	3	0	1	2a	0/0	0/0	0	18
V.Morency	2	2	0	0	0/0	0/0	0	12
A.Johnson	2	0	2	0	0/0	0/0	0	12
J.Gaffney	2	0	2	0	0/0	0/0	0	12
M.Norris	1	0	1	0	0/0	0/0	0	6
D.Carr	1	1	0	0	0/0	0/0	0	6
TEXANS	26	9	15	2	24/24	26/34	1	260
Opponents	50	21	24	5	47/47	28/32	0	431

a-89-yd. KO return, vs. Ind. (10/24/05); 99-yd. KO return, vs. K.C. (11/20/05).

RUSHING	No.	Yds	Avg	Long	TD
D.Davis	230	976	4.2	44	2
J.Wells	90	325	3.6	14t	4
D.Carr	56	308	5.5	20	1
V.Morency	46	184	4.0	25t	2
J.Gaffney	4	13	3.3	10	0
A.Johnson	6	10	1.7	5	0
K.Brown	1	4	4.0	4	0
C.Stanley	1	0	0.0	0	0
T.Banks	2	-2	-1.0	-1	0
C.Bradford	1	-2	-2.0	-2	0
TEXANS	437	1,816	4.2	44	9
Opponents	506	2,303	4.6	49	21

RECEIVING	No.	Yds	Avg	Long	TD
A.Johnson	63	688	10.9	53t	2
J.Gaffney	55	492	8.9	29	2
D.Davis	39	337	8.6	33	4
C.Bradford	34	436	12.8	50t	5
M.Rivers	24	168	7.0	20	0
J.Wells	22	179	8.1	20	0
V.Morency	10	87	8.7	16	0
D.Armstrong	9	115	12.8	28	0
J.Mathis	5	65	13.0	34t	1
D.Morgan	4	42	10.5	14	0
M.Murphy	2	26	13.0	14	0
M.Bruener	2	22	11.0	19	0
M.Norris	1	4	4.0	4t	1
TEXANS	270	2,661	9.9	53t	15
Opponents	304	3,727	12.3	56t	24

INTERCEPTIONS	No.	Yds	Avg	Long	TD
G.Earl	2	2	1.0	2	0
L.Sanders	1	29	29.0	29	0
M.Coleman	1	6	6.0	6	0
C.Brown	1	5	5.0	5	0
T.Evans	1	3	3.0	3	0
D.Robinson	1	1	1.0	1	0
TEXANS	7	46	6.6	29	0
Opponents	13	225	17.3	57t	3

PUNTING	No.	Yds	Avg	Net	TB	In	Lg	B
C.Stanley	77	2,990	38.8	35.7	1	29	61	0
TEXANS	77	2,990	38.8	35.7	1	29	61	0
Opponents	62	2,528	40.1	34.4	7	17	59	1

PUNT RETURNS	Ret	FC	Yds	Avg	Long	TD
P.Buchanon	12	6	101	8.4	37	0
J.Mathis	12	0	68	5.7	19	0
D.Morgan	3	0	30	10.0	23	0
D.Davis	3	1	24	8.0	21	0
TEXANS	30	7	223	7.4	37	0
Opponents	33	27	219	6.6	52t	1

KICKOFF RETURNS	No	Yds	Avg	Long	TD
J.Mathis	54	1,542	28.6	99t	2
V.Morency	20	437	21.9	31	0
J.Wells	5	106	21.2	40	0
T.Hollings	2	46	23.0	28	0
D.Davis	1	29	29.0	29	0
M.Bruener	1	11	11.0	11	0
M.Norris	1	2	2.0	2	0
TEXANS	84	2,173	25.9	99t	2
Opponents	55	1,194	21.7	71	0

FIELD GOALS	1-19	20-29	30-39	40-49	50+
K.Brown	0/0	9/9	12/17	4/6	1/2
TEXANS	0/0	9/9	12/17	4/6	1/2
Opponents	0/0	9/9	11/11	7/10	1/2

PASSING	Att	Comp	Yds	Cmp%	Yds/Att	TD	TD%	Int	Int%	Long	Sack/Lost	Rating
D.Carr	423	256	2,488	60.5	5.9	14	3.3	11	2.6	53t	68/424	77.2
T.Banks	25	14	173	56.0	6.9	1	4.0	2	8.0	31	0/0	57.6
D.Williams	1	0	0	0.0	0	0	0.0	0	0.0	0	0/0	39.6
TEXANS	449	270	2,661	60.1	5.9	15	3.3	13	2.9	53t	68/424	76.0
Opponents	469	304	3,727	64.8	7.9	24	5.1	7	1.5	56t	37/206	100.0

# 2005 FINAL STATISTICS (2-14)



## DEFENSIVE STATISTICS

Based on Coaches Film Review

TACKLES	Solo	Asst	Total	Sk	QB	INT-	Pass Def.	Forced	Fumble
				Yds	Press	Yards		Fumbles	Recoveries
M.Greenwood	87	57	144	2.0-8	6	0-0	4	1	2
D.Polk	75	60	135	3.5-13	6	0-0	1	3	0
C.Brown	61	41	102	0.0-0	1	1-5	4	1	0
R.Smith	60	42	102	1.5-8	10	0-0	3	1	1
S.Payne	48	50	98	4.0-18	6	0-0	1	1	0
D.Robinson	69	24	93	1.0-0	1	1-1	21	3	0
M.Coleman	41	25	66	0.0-0	0	1-6	3	0	0
A.PEEK	37	20	57	6.0-32	23	0-0	2	2	2
D.Faggins	37	16	53	0.0-0	0	0-0	14	0	0
G.Earl	26	25	51	0.0-0	3	2-2	7	0	0
S.Orr	34	13	47	7.0-40	14	0-0	1	3	0
J.Babin	31	14	45	4.0-27	17	0-0	1	2	0
G.Walker	28	17	45	1.0-13	8	0-0	3	2	0
K.Wong	24	21	45	1.0-3	2	0-0	1	0	0
T.Johnson	20	24	44	1.0-4	2	0-0	0	0	0
J.Deloach	12	18	30	1.0-7	0	0-0	0	0	0
P.Buchanon	22	7	29	0.0-0	0	0-0	4	0	0
J.Simmons	18	11	29	1.0-6	0	0-0	1	1	1
J.Ioane	13	14	27	0.0-0	0	0-0	0	1	0
T.Evans	16	10	26	0.0-0	1	1-3	1	0	0
L.Sanders	18	4	22	0.0-0	1	1-29	4	1	0
A.Malone	4	7	11	1.0-2	0	0-0	1	0	0
C.Anderson	6	3	9	1.0-14	1	0-0	1	1	0
J.Bell	4	0	4	0.0-0	0	0-0	3	1	0
C.McKenzie	3	1	4	1.0-10	0	0-0	1	0	0
<b>TEXANS</b>	<b>794</b>	<b>524</b>	<b>1,318</b>	<b>37.0-205</b>	<b>102</b>	<b>7-46</b>	<b>82</b>	<b>24</b>	<b>6</b>

## SPECIAL TEAMS STATISTICS

SPECIAL TEAMS	Solo	Asst	Total	PAT	Blocks	FG	Forced	Fumble
					Punt		Fumbles	Recoveries
R.Walker	12	6	18	0	1	0	0	1
C.Anderson	11	3	14	0	0	0	0	1
M.Norris	7	5	12	0	0	0	1	0
T.Evans	8	3	11	0	0	0	0	0
J.Wells	4	6	10	0	0	0	1	0
L.Sanders	8	2	10	0	0	0	0	0
S.Orr	5	4	9	0	0	0	0	0
J.Simmons	6	2	8	0	0	0	0	0
M.Rivers	7	0	7	0	0	0	0	0
D.Polk	4	1	5	0	0	0	0	0
F.Chamberlin	2	3	5	0	0	0	0	0
J.Bell	1	3	4	0	0	0	0	0
B.Pittman	3	0	3	0	0	0	0	0
D.Faggins	2	1	3	0	0	0	0	0
C.Brown	2	1	3	0	0	0	1	0
J.Anderson	1	0	1	0	0	0	0	0
M.Murphy	1	0	1	0	0	0	0	0
G.Earl	1	0	1	0	0	0	0	0
C.Bradford	1	0	1	0	0	0	0	0
C.Stanley	1	0	1	0	0	0	0	0
V.Morency	0	0	0	0	0	0	0	1
<b>TEXANS</b>	<b>87</b>	<b>40</b>	<b>127</b>	<b>0</b>	<b>1</b>	<b>0</b>	<b>3</b>	<b>3</b>

# 2006 FINAL STATISTICS (6-10)



Date	W/L	Score	Opponent	Attendance
9/10	L	10-24	Philadelphia	70,180*
9/17	L	24-43	at Indianapolis	56,614*
9/24	L	15-31	Washington	70,069*
10/1	W	17-15	Miami	70,071*
10/15	L	6-34	at Dallas	63,186*
10/22	W	27- 7	Jacksonville	70,035*
10/29	L	22-28	at Tennessee	69,143*
11/5	L	10-14	at N.Y. Giants	78,485*
11/12	W	13-10	at Jacksonville	65,918*
11/19	L	21-24	Buffalo	70,125*
11/26	L	11-26	at N.Y. Jets	76,596*
12/3	W	23-14	at Oakland	46,276
12/10	L	20-26 OT	Tennessee	70,760*
12/17	L	7-40	at New England	68,756*
12/24	W	27-24	Indianapolis	70,132*
12/31	W	14- 6	Cleveland	70,097*

\*Sellouts

TEAM STATISTICS	TEXANS	Opponents
TOTAL FIRST DOWNS	282	312
Rushing	106	115
Passing	156	174
Penalty	20	23
3rd Down: Made / Att.	77/198	88/198
3rd Down Pct.	38.9	44.4
4th Down: Made / Att.	9/13	5/11
4th Down Pct.	69.2	45.5
TIME OF POSSESSION	29:14	30:46
TOTAL NET YARDS	4,465	5,400
Avg. Per Game	279.1	337.5
Total Plays	955	979
Avg. Per Play	4.7	5.5
NET YARDS RUSHING	1,687	1,956
Avg. Per Game	105.4	122.3
Total Rushes	431	446
NET YARDS PASSING	2,778	3,444
Avg. Per Game	173.6	215.3
Sacked/Yards Lost	43/254	28/191
Gross Yards	3,042	3,635
Attempts/Completions	481/329	505/328
Completion Pct.	68.4%	65.0%
Had Intercepted	13	11
PUNTS/AVERAGE	76/41.6	65/45.4
NET PUNTING AVG.	36.7	37.6
PENALTIES/YARDS	90/761	96/792
FUMBLES/BALL LOST	28/12	16/11
TOUCHDOWNS	30	42
Rushing	13	16
Passing	14	22
Returns	3	4

SCORE BY PERIODS	1	2	3	4	OT	Total
TEXANS	55	52	59	101	0	267
Opponents	72	103	86	99	6	366

SCORING	TD	Ru	Pa	Rt	PAT	FG	SAF	TP
K.Brown	0	0	0	0	26/27	19/25	0	83
R.Dayne	5	5	0	0	0/0	0/0	1	32
A.Johnson	5	0	5	0	0/0	0/0	0	30
O.Daniels	5	0	5	0	0/0	0/0	0	30
W.Lundy	4	4	0	0	0/0	0/0	1	26
D.Carr	2	2	0	0	0/0	0/0	0	12
M.Bruener	2	0	2	0	0/0	0/0	0	12
E.Moulds	1	0	1	0	0/0	0/0	0	6
D.Faggins	1	0	0	1b	0/0	0/0	0	6
V.Leach	1	0	1	0	0/0	0/0	0	6
A.Maddox	1	0	0	1c	0/0	0/0	0	6
D.Robinson	1	0	0	1a	0/0	0/0	0	6
S.Gado	1	1	0	0	0/0	0/0	0	6
C.Taylor	1	1	0	0	0/0	0/0	0	6
TEXANS	30	13	14	3	26/27	19/25	2	267
Opponents	42	16	22	4	39/40	25/29	0	366

a-D.Robinson 9-yd. INT return, vs. BUF; b-D.Faggins 58 yd. FUM return, at OAK; c-A.Maddox 47-yd. FUM return, vs. CLE.

RUSHING	No.	Yds	Avg	Long	TD
R.Dayne	151	612	4.1	19	5
W.Lundy	124	476	3.8	35	4
S.Gado	54	217	4.0	34	1
D.Carr	53	195	3.7	16	2
C.Taylor	28	123	4.4	17	1
J.Cook	3	18	6.0	14	0
A.Johnson	3	14	4.7	18	0
V.Morency	5	13	2.6	12	0
E.Moulds	1	6	6.0	6	0
S.Rosenfels	4	5	1.3	7	0
E.Shepherd	2	5	2.5	6	0
K.Walter	1	3	3.0	3	0
J.Simmons	1	0	0.0	0	0
C.Stanley	1	0	0.0	0	0
TEXANS	431	1,687	3.9	35	13
Opponents	446	1,956	4.4	39t	16

RECEIVING	No.	Yds	Avg	Long	TD
A.Johnson	103	1,147	11.1	53	5
E.Moulds	57	557	9.8	29	1
O.Daniels	34	352	10.4	33t	5
W.Lundy	33	204	6.2	15	0
J.Cook	18	107	5.9	15	0
K.Walter	17	160	9.4	15	0
S.Gado	16	80	5.0	19	0
R.Dayne	14	77	5.5	13	0
J.Putzier	13	125	9.6	26	0
M.Bruener	9	62	6.9	25	2
V.Leach	6	61	10.2	19	1
C.Taylor	3	40	13.3	24	0
E.Shepherd	3	22	7.3	8	0
D.Anderson	1	27	27.0	27	0
V.Morency	1	6	6.0	6	0
D.Lewis	1	5	5.0	5	0
TEXANS	329	3,032	9.2	53	14
Opponents	328	3,635	11.1	83t	22

INTERCEPTIONS	No.	Yds	Avg	Long	TD
D.Robinson	2	9	4.5	9t	1
D.Faggins	2	0	0.0	0	0
A.Weaver	1	21	21.0	21	0
D.McCleon	1	19	19.0	19	0
D.Ryans	1	16	16.0	16	0
J.Simmons	1	11	11.0	11	0
G.Earl	1	2	2.0	2	0
C.Brown	1	0	0.0	0	0
M.Greenwood	1	0	0.0	0	0
TEXANS	11	78	7.1	21	1
Opponents	13	174	13.4	41	0

PUNTING	No.	Yds	Avg	Net	TB	In	Lg	B
C.Stanley	76	3,161	41.6	36.7	5	15	62	0
TEXANS	76	3,161	41.6	36.7	5	15	62	0
Opponents	65	2,949	45.4	37.6	13	25	75	0

PUNT RETURNS	Ret	FC	Yds	Avg	Long	TD
D.Wynn	12	9	139	11.6	58	0
P.Buchanon	8	2	79	9.9	45	0
E.Shepherd	3	2	24	8.0	14	0
D.Lewis	0	2	0	0	0	0
TEXANS	23	15	242	10.5	58	0
Opponents	36	24	275	7.6	53t	1

KICKOFF RETURNS	No	Yds	Avg	Long	TD
D.Wynn	30	670	22.3	38	0
E.Shepherd	17	395	23.2	42	0
J.Mathis	7	192	27.4	87	0
P.Buchanon	5	106	21.2	28	0
W.Lundy	4	67	16.8	23	0
D.Anderson	3	90	30.0	38	0
D.Lewis	1	27	27.0	27	0
R.Alexander	1	18	18.0	18	0
T.Johnson	1	17	17.0	17	0
M.Bruener	1	8	8.0	8	0
J.Cook	1	2	2.0	2	0
K.Wong	0	17	0	17	0
TEXANS	71	1,609	22.7	87	0
Opponents	52	1,215	23.4	93t	1

FIELD GOALS	1-19	20-29	30-39	40-49	50+
K.Brown	1/1	4/4	3/5	11/13	0/2
TEXANS	1/1	4/4	3/5	11/13	0/2
Opponents	0/0	6/7	9/10	8/9	2/3

PASSING	Att	Comp	Yds	Cmp%	Yds/Att	TD	TD%	Int	Int%	Long	Sack/Lost	Rating
D.Carr	442	302	2,767	68.3	6.3	11	2.5	12	2.7	53	41/240	82.1
S.Rosenfels	39	27	265	69.2	6.8	3	7.7	1	2.6	28	1/5	103.0
W.Lundy	0	0	0	0.0	0.0	0	0.0	0	0.0	0	1/9	0.0
TEXANS	481	329	3,032	68.4	6.3	14	2.9	13	2.7	53	43/254	83.8
Opponents	505	328	3,635	65.0	7.2	22	4.4	11	2.2	83t	28/191	91.7

# 2006 FINAL STATISTICS (6-10)



## DEFENSIVE STATISTICS

TACKLES	Solo	Asst	Total	Sk Yds	QB Press	INT- Yards	Pass Def.	Forced Fumbles	Fumble Recoveries
D.Ryans	126	30	156	3.5-30.5	9	1 (16)	8	1	1
M.Greenwood	84	26	110	1.0-0	1	1 (0)	4	2	3
D.Robinson	70	13	83	0.0-0	1	2 (9)	14	1	0
C.Brown	65	10	75	1.0-10.0	3	1 (0)	7	1	1
G.Earl	57	13	70	2.0-22.0	2	1 (2)	5	1	0
M.Williams	35	12	47	4.5-20.5	5	0-0	4	1	1
J.Simmons	30	8	38	0.0-0	0	1 (11)	2	0	0
L.Sanders	29	8	37	0.0-0	0	0-0	6	0	0
A.Maddox	24	13	37	2.0-9.0	1	0-0	0	0	0
A.Weaver	26	9	35	1.0-3.0	4	1 (21)	7	0	1
D.Faggins	27	3	30	1.0-2.0	1	2 (0)	12	1	2
D.McCleon	21	7	28	0.0-0	0	1 (19)	2	2	1
S.Orr	23	4	27	1.5-7.5	2	0-0	1	0	1
J.Babin	19	6	25	5.0-39.0	7	0-0	0	0	0
N.Kalu	16	5	21	2.0-21.0	7	0-0	1	0	0
Th.Johnson	15	4	19	0.0-0	3	0-0	0	0	0
A.PEEK	9	5	14	1.0-9.0	2	0-0	0	2	0
S.Payne	10	2	12	1.0-5.0	1	0-0	0	1	0
K.Wong	9	3	12	0.0-0	0	0-0	0	0	0
Tr.Johnson	8	3	11	0.0-0	0	0-0	1	0	0
G.Scott	7	4	11	0.0-0	0	0-0	0	0	0
L.Dalton	8	2	10	1.0-2.0	1	0-0	0	0	0
D.Wynn	4	2	6	0.0-0	0	0-0	0	0	0
C.Anderson	3	2	5	0.0-0	0	0-0	1	0	0
C.Killings	2	3	5	0.0-0	0	0-0	0	0	0
V.Hutchins	2	1	3	0.0-0	0	0-0	0	0	0
P.Buchanon	2	0	2	0.0-0	0	0-0	1	0	0
E.Cochran	2	0	2	0.0-0	0	0-0	0	0	0
A.Malone	1	1	2	0.5-2.5	0	0-0	0	0	0
D.Johnson	1	0	1	0.0-0	0	0-0	0	0	0
D.Polk	1	0	1	0.0-0	0	0-0	0	0	0
T.Evans	0	1	1	0.0-0	0	0-0	0	0	0
<b>TEXANS</b>	<b>736</b>	<b>200</b>	<b>936</b>	<b>28.0-183.0</b>	<b>50</b>	<b>11 (43)</b>	<b>76</b>	<b>13</b>	<b>11</b>

## SPECIAL TEAMS STATISTICS

SPECIAL TEAMS	Solo	Asst	Total	PAT	Blocks Punt	FG	Forced Fumbles	Fumble Recoveries
T.Evans	11	2	13	0	0	0	0	0
C.Anderson	10	1	11	0	0	0	0	0
D.Polk	6	4	10	0	0	0	0	0
J.Simmons	9	0	9	0	0	0	0	0
K.Walter	8	0	8	0	0	0	0	0
L.Sanders	6	0	6	0	0	0	0	0
S.Orr	5	0	5	0	0	0	0	0
G.Earl	4	1	5	0	0	0	0	0
J.Cook	4	1	5	0	0	0	0	0
C.Taylor	3	0	3	0	0	0	0	0
B.Pittman	2	1	3	0	0	0	0	0
C.Brown	2	0	2	0	0	0	0	0
D.Anderson	2	0	2	0	0	0	0	0
D.Wynn	2	0	2	0	0	0	0	0
V.Leach	2	0	2	0	0	0	0	0
A.PEEK	2	0	2	0	0	0	0	0
V.Hutchins	2	0	2	0	0	0	0	0
O.Daniels	1	0	1	0	0	0	0	0
D.McCleon	1	0	1	0	0	0	0	0
G.Scott	1	0	1	0	0	0	0	0
O.Daniels	1	0	1	0	0	0	0	0
R.Alexander	1	0	1	0	0	0	0	0
S.Rosenfels	1	0	1	0	0	0	0	0
M.Stone	0	1	1	0	0	0	0	0
J.Babin	0	1	1	0	0	0	0	0
K.Garrett	0	1	1	0	0	0	0	0
S.Payne	0	0	0	1	0	0	0	0
<b>TEXANS</b>	<b>86</b>	<b>13</b>	<b>99</b>	<b>1</b>	<b>0</b>	<b>0</b>	<b>0</b>	<b>0</b>

# 2007 FINAL STATISTICS (8-8)



Date	W/L	Score	Opponent	Attendance
9/9	W	20-3	Kansas City	70,080*
9/16	W	34-21	at Carolina	73,665*
9/23	L	24-30	Indianapolis	70,765*
9/30	L	16-26	at Atlanta	69,312*
10/7	W	22-19	Miami	70,156*
10/14	L	17-37	at Jacksonville	63,715
10/21	L	36-38	Tennessee	70,734*
10/28	L	10-35	at San Diego	60,439*
11/4	W	24-17	at Oakland	49,603
11/18	W	23-10	New Orleans	70,780*
11/25	L	17-27	at Cleveland	72,730*
12/2	L	20-28	at Tennessee	69,143*
12/9	W	28-14	Tampa Bay	70,237*
12/13	W	31-13	Denver	70,747*
12/23	L	15-38	at Indianapolis	57,262*
12/30	W	42-28	Jacksonville	70,660*

\*Sellouts

## TEAM STATISTICS

	TEXANS	Opponents
TOTAL FIRST DOWNS	295	325
Rushing	96	107
Passing	190	197
Penalty	9	21
3rd Down: Made/Att	86/193	83/198
3rd Down Pct.	44.6%	41.9%
4th Down: Made/Att	11/15	8/16
4th Down Pct.	73.3%	50.0%
Possession Avg.	29:41	30:19
TOTAL NET YARDS	5,337	5,507
Avg. Per Game	333.6	344.2
Total Plays	968	994
Avg. Per Play	5.5	5.5
NET YARDS RUSHING	1,586	1,825
Avg. Per Game	99.1	114.1
Total Rushes	417	417
NET YARDS PASSING	3,751	3,682
Avg. Per Game	234.4	230.1
Sacked/Yards Lost	22/174	31/196
Gross Yards	3,925	3,878
Attempts/Completions	529/346	546/361
Completion Pct.	65.4%	66.1%
Had Intercepted	21	11
PUNTS/AVERAGE	55/41.7	59/43.0
NET PUNTING AVG.	37.9	37.1
PENALTIES/YARDS	82/636	81/614
FUMBLES/BALL LOST	26/17	24/14
TOUCHDOWNS	43	43
Rushing	12	15
Passing	24	25
Returns	7	3

## SCORE BY PERIODS

	1	2	3	4	OT	Total
TEXANS	87	92	61	139	0	379
Opponents	81	132	90	81	0	384

## SCORING

	TD	Ru	Pa	Rt	PAT	FG	SAF	TP
K.Brown	0	0	0	0	40/40	25/29	0	115
A.Johnson	8	0	8	0	0/0	0/0	0	48
A.Davis	6	0	3	3e,f	0/0	0/0	1	38
R.Dayne	6	6	0	0	0/0	0/0	0	36
K.Walter	5	0	4	1b	0/0	0/0	0	30
O.Daniels	3	0	3	0	0/0	0/0	0	18
V.Leach	3	1	2	0	0/0	0/0	0	18
A.Green	2	2	0	0	0/0	0/0	0	12
J.Dreessen	2	0	2	0	0/0	0/0	0	12
D.Walker	1	1	0	0	0/0	0/0	1	8
S.Gado	1	1	0	0	0/0	0/0	1	8
J.Mathis	1	0	0	1c	0/0	0/0	0	6
S.Rosenfels	1	1	0	0	0/0	0/0	0	6
J.Putzier	1	0	1	0	0/0	0/0	0	6
D.Anderson	1	0	1	0	0/0	0/0	0	6
M.Williams	1	0	0	1a	0/0	0/0	0	6
D.Ryans	1	0	0	1d	0/0	0/0	0	6
TEXANS	43	12	24	7	40/40	25/29	3	379
Opponents	43	15	25	3	42/43	28/33	0	384

a-M.Williams 38-yard FUM ret. vs. KC (9/9); b-K.Walter FUM rec. in end zone at CAR (9/16); c-J.Mathis 84-yard kickoff ret. vs. IND (9/23); d-D.Ryans 26-yard FUM ret. vs. TEN (10/21); 3-A.Davis 97-yard kickoff ret. vs. TB (12/9); f-A.Davis 97-yard kickoff ret. and 104-yard kickoff ret. vs. JAX (12/31).

RUSHING	No.	Yds	Avg	Long	TD
R.Dayne	194	773	4.0	39	6
D.Walker	58	264	4.6	41	1
A.Green	70	260	3.7	18	2
A.Echemandu	20	85	4.3	20	0
M.Schaub	17	52	3.1	12	0
S.Rosenfels	21	51	2.4	19	1
S.Gado	18	46	2.6	7	1
K.Walter	5	30	6.0	13	0
J.Cook	8	24	3.0	9	0
V.Leach	2	2	1.0	1t	1
M.Turk	1	0	0.0	0	0
J.Jones	3	-1	-0.3	4	0
TEXANS	417	1,586	3.8	41	12
Opponents	417	1,825	4.4	76	15

RECEIVING	No.	Yds	Avg	Long	TD
K.Walter	65	800	12.3	46	4
O.Daniels	63	768	12.2	29	3
A.Johnson	60	851	14.2	77t	8
A.Davis	33	583	17.7	53t	3
V.Leach	25	108	4.3	15	2
R.Dayne	17	112	6.6	17	0
J.Jones	15	149	9.9	26	0
A.Green	14	123	8.8	53	0
D.Walker	13	81	6.2	9	0
D.Anderson	12	131	10.9	24	1
S.Gado	8	59	7.4	20	0
J.Cook	8	40	5.0	9	0
J.Putzier	6	39	6.5	11	1
J.Dreessen	4	55	13.8	28t	2
A.Echemandu	2	11	5.5	7	0
J.Mathis	1	15	15.0	15	0
TEXANS	346	3,925	11.3	77t	24
Opponents	361	3,878	10.7	74t	25

INTERCEPTIONS	No.	Yds	Avg	Long	TD
F.Bennett	3	47	15.7	33	0
D.Robinson	2	6	3.0	10	0
C.Brown	1	9	9.0	9	0
V.Hutchins	1	8	8.0	8	0
M.Greenwood	1	3	3.0	3	0
D.Clark	1	1	1.0	1	0
D.Ryans	1	1	1.0	1	0
T.Johnson	1	0	0.0	0	0
TEXANS	11	75	6.8	33	0
Opponents	21	272	13.0	70t	1

PUNTING	No.	Yds	Avg	Net	TB	In	Lg	B
M.Turk	55	2,296	41.7	37.9	3	24	59	0
TEXANS	55	2,296	41.7	37.9	3	24	59	0
Opponents	59	2,535	43.0	37.1	3	24	64	0

PUNT RETURNS	Ret	FC	Yds	Avg	Long	TD
J.Jones	30	7	286	9.5	74	0
D.Wynn	2	1	1	0.5	4	0
D.Anderson	1	0	0	0.0	0	0
TEXANS	33	8	287	8.7	74	0
Opponents	19	17	151	7.9	22	0

KICKOFF RETURNS	No.	Yds	Avg	Long	TD
A.Davis	32	968	30.3	104t	3
D.Wynn	22	523	23.8	39	0
J.Mathis	11	320	29.1	84t	1
J.Jones	4	78	19.5	23	0
J.Cook	2	33	16.5	21	0
V.Leach	2	26	13.0	14	0
K.Walter	1	7	7.0	7	0
M.Boulware	0	6	0	6	0
TEXANS	74	1,961	26.5	104t	4
Opponents	69	1,593	23.1	52	0

FIELD GOALS	1-19	20-29	30-39	40-49	50+
K.Brown	1/1	6/7	6/6	7/10	5/5
TEXANS	1/1	6/7	6/6	7/10	5/5
Opponents	0/0	14/14	6/7	6/8	2/4

PASSING	Att	Comp	Yds	Cmp%	Yds/Att	TD	TD%	Int	Int%	Long	Sack/Lost	Rating
M.Schaub	289	192	2,241	66.4	7.8	9	3.1	9	3.1	77t	16/126	87.2
S.Rosenfels	240	154	1,684	64.2	7.0	15	6.3	12	5.0	53t	6/48	84.8
TEXANS	529	346	3,925	65.4	7.4	24	4.5	21	4.0	77t	22/174	86.1
Opponents	546	361	3,878	66.1	7.1	25	4.6	11	2.0	74t	31/196	93.7

# 2007 FINAL STATISTICS (8-8)



## DEFENSIVE STATISTICS

TACKLES	Solo	Asst	Total	Sk Yds	QB Press	INT- Yards	Pass Def.	Forced Fumbles	Fumble Recoveries
D.Ryans	98	29	127	2.0 (18.0)	2	1-1	7	1	3
M.Greenwood	90	28	118	1.0 (8.0)	2	1-3	4	1	0
V.Hutchins	77	16	93	0.5 (2.5)	1	1-8	6	0	0
C.Brown	64	19	83	0.0-0	0	1-9	8	2	3
M.Williams	43	16	59	14.0 (82.5)	15	0-0	1	2	1
F.Bennett	49	6	55	0.0-0	1	3-47	14	2	0
W.Demps	38	11	49	0.0-0	1	0-0	5	2	1
D.Faggins	37	6	43	0.0-0	0	0-0	4	1	1
D.Clark	34	9	43	0.0-0	1	1-1	1	0	0
A.Weaver	32	9	41	0.0-0	0	0-0	0	0	0
T.Johnson	27	14	41	0.0-0	0	1-0	5	0	0
D.Robinson	29	5	34	0.0-0	0	2-6	7	0	0
A.Okoye	23	9	32	5.5 (33.5)	8	0-0	0	1	0
E.Cochran	19	6	25	1.0 (6.0)	1	0-0	4	1	1
C.Anderson	15	9	24	2.0 (17.0)	3	0-0	1	0	0
J.Zgonina	10	7	17	0.0-0	1	0-0	0	0	0
A.Maddox	15	1	16	2.0 (14.0)	2	0-0	1	0	0
J.Fletcher	12	1	13	0.0-0	0	0-0	3	1	0
N.Kalu	8	5	13	3.0 (14.5)	7	0-0	1	0	0
M.Boulware	3	2	5	0.0-0	0	0-0	2	0	0
D.Wynn	4	1	5	0.0-0	0	0-0	4	0	0
Z.Diles	5	0	5	0.0-0	0	0-0	0	0	0
S.Orr	2	1	3	0.0-0	0	0-0	0	0	0
S.Barber	1	1	2	0.0-0	0	0-0	0	0	0
T.Bulman	2	0	2	0.0-0	1	0-0	0	0	0
J.Simmons	1	0	1	0.0-0	0	0-0	1	0	0
C.Killings	1	0	1	0.00	0	0-0	0	0	0
<b>TEXANS</b>	<b>739</b>	<b>211</b>	<b>950</b>	<b>31.0-196.0</b>	<b>46</b>	<b>11-75</b>	<b>79</b>	<b>14</b>	<b>10</b>

## SPECIAL TEAMS STATISTICS

SPECIAL TEAMS	Solo	Asst	Total	PAT	Blocks Punt	FG	Forced Fumbles	Fumble Recoveries
J.Cook	12	1	13	0	0	0	0	0
J.Dreessen	9	1	10	0	0	0	0	0
Z.Diles	8	1	9	0	0	0	0	0
D.Clark	6	2	8	0	0	0	1	0
F.Bennett	5	2	7	0	0	0	0	0
C.Anderson	4	3	7	0	0	0	0	1
M.Boulware	4	2	6	1	0	0	0	0
J.Fletcher	6	0	6	0	0	0	0	0
C.Cox	6	0	6	0	0	0	0	0
S.Orr	4	1	5	0	0	0	0	0
S.Barber	3	1	4	0	0	0	0	0
V.Leach	3	1	4	0	0	0	0	0
D.Faggins	3	0	3	0	0	0	1	0
W.Demps	3	0	3	0	0	0	0	1
H.Williams	2	0	2	0	0	0	0	0
B.Pittman	2	0	2	0	0	0	0	0
K.Brown	1	0	1	0	0	0	0	0
D.Ryans	1	0	1	0	0	0	1	0
E.Cochran	1	0	1	0	0	0	0	0
D.Anderson	1	0	1	0	0	0	0	0
A.Davis	1	0	1	0	0	0	0	1
C.Brown	0	1	1	0	0	0	0	0
K.Walter	1	0	1	0	0	0	0	1
D.Wynn	1	0	1	0	0	0	0	0
D.Robinson	0	0	0	0	0	1	0	0
<b>TEXANS</b>	<b>87</b>	<b>16</b>	<b>103</b>	<b>1</b>	<b>0</b>	<b>1</b>	<b>3</b>	<b>4</b>

# 2008 FINAL STATISTICS (8-8)



Date	W/L	Score	Opponent	Attendance
9/7	L	17-38	at Pittsburgh	64,001*
9/21	L	12-31	at Tennessee	69,143*
9/28	L	27-30 OT	at Jacksonville	64,061*
10/5	L	27-31	Indianapolis	70,118*
10/12	W	29-28	Miami	70,023*
10/19	W	28-21	Detroit	70,081*
10/26	W	35-6	Cincinnati	70,112*
11/2	L	21-28	at Minnesota	62,839*
11/9	L	13-41	Baltimore	70,552*
11/16	L	27-33	at Indianapolis	66,201*
11/23	W	16-6	at Cleveland	72,077*
12/1	W	30-17	Jacksonville	70,809*
12/7	W	24-21	at Green Bay	70,245*
12/14	W	13-12	Tennessee	70,831*
12/21	L	16-27	at Oakland	43,687
12/28	W	31-24	Chicago	70,838*

\*Sellouts

TEAM STATISTICS	TEXANS	Opponents
TOTAL FIRST DOWNS	340	300
Rushing	106	114
Passing	210	167
Penalty	24	19
3rd Down: Made/Att	83/197	74/188
3rd Down Pct.	42.1%	39.4%
4th Down: Made/Att	14/23	10/13
4th Down Pct.	60.9%	76.9%
POSSESSION AVG.	31:57	28:03
TOTAL NET YARDS	6,113	5,385
Avg. Per Game	382.1	336.6
Total Plays	1,019	935
Avg. Per Play	6.0	5.8
NET YARDS RUSHING	1,846	1,962
Avg. Per Game	115.4	122.6
Total Rushes	432	439
NET YARDS PASSING	4,267	3,423
Avg. Per Game	266.7	213.9
Sacked/Yards Lost	32/207	25/175
Gross Yards	4,474	3,598
Attempts/Completions	555/367	471/294
Completion Pct.	66.1%	62.4%
Had Intercepted	20	12
PUNTS/AVERAGE	53/42.3	67/44.4
NET PUNTING AVG.	35.2	37.2
PENALTIES/YARDS	80/664	81/659
FUMBLES/BALL LOST	28/12	19/10
TOUCHDOWNS	40	45
Rushing	16	18
Passing	21	24
Returns	3	3

SCORE BY PERIODS	1	2	3	4	OT	Total
TEXANS	77	109	78	102	0	366
Opponents	84	85	86	136	3	394

SCORING	TD	Ru	Pa	Rt	PAT	FG	SAF	TP
K.Brown	0	0	0	0	37/37	29/33	0	124
S.Slaton	10	9	1	0	0/0	0/0	0	60
A.Johnson	8	0	8	0	0/0	0/0	1	50
K.Walter	8	0	8	0	0/0	0/0	0	48
A.Green	3	3	0	0	0/0	0/0	0	18
M.Schaub	2	2	0	0	0/0	0/0	0	12
O.Daniels	2	0	2	0	0/0	0/0	0	12
D.Anderson	2	0	2	0	0/0	0/0	0	12
J.Jones	2	0	0	2a	0/0	0/0	0	12
R.Moats	1	1	0	0	0/0	0/0	0	6
V.Leach	1	1	0	0	0/0	0/0	0	6
J.Reeves	1	0	0	1b	0/0	0/0	0	6
TEXANS	40	16	21	3	37/37	29/33	1	366
Opponents	45	18	24	3	43/43	25/29	2	394

a- J.Jones 70-yard punt return vs. MIA (10/12); J.Jones 73-yard punt return vs. CIN (10/26); b- J.Reeves 44-yard INT return at MIN (11/2).

RUSHING	No.	Yds	Avg	Long	TD
S.Slaton	268	1282	4.8	71t	9
A.Green	74	294	4.0	14	3
R.Moats	26	94	3.6	12	1
M.Schaub	31	68	2.2	10	2
C.Taylor	14	37	2.6	17	0
S.Rosenfels	11	37	3.4	15	0
K.Walter	3	23	7.7	13	0
M.Turk	1	18	18.0	18	0
V.Leach	1	1	1.0	1t	1
C.Sapp	2	-3	-1.5	0	0
J.Jones	1	-5	-5.0	-5	0
TEXANS	432	1,846	4.3	71t	16
Opponents	439	1,962	4.5	41t	18

RECEIVING	No.	Yds	Avg	Long	TD
A.Johnson	115	1575	13.7	65	8
O.Daniels	70	862	12.3	35	2
K.Walter	60	899	15.0	61	8
S.Slaton	50	377	7.5	46	1
D.Anderson	19	241	12.7	65	2
A.Davis	13	213	16.4	49	0
V.Leach	12	103	8.6	22	0
J.Dreessen	11	77	7.0	13	0
A.Green	11	32	2.9	8	0
J.Jones	3	81	27.0	45	0
R.Moats	3	14	4.7	5	0
TEXANS	367	4,474	12.2	65	21
Opponents	294	3,598	12.2	96t	24

INTERCEPTIONS	No.	Yds	Avg	Long	TD
J.Reeves	4	108	27.0	44t	1
E.Wilson	2	36	18.0	19	0
F.Bennett	2	26	13.0	23	0
D.Robinson	2	0	0.0	0	0
A.Weaver	1	8	8.0	8	0
Z.Diles	1	0	0.0	0	0
TEXANS	12	178	14.8	44t	1
Opponents	20	221	11.1	99t	1

PUNTING	No.	Yds	Avg	Net	TB	In	Lg	B
M.Turk	55	2,296	41.7	37.9	3	24	59	0
TEXANS	55	2,296	41.7	37.9	3	24	59	0
Opponents	59	2,535	43.0	37.1	3	24	64	0

PUNT RETURNS	Ret	FC	Yds	Avg	Long	TD
J.Jones	32	17	386	12.1	73t	2
TEXANS	32	17	386	12.1	73t	2
Opponents	21	14	235	11.2	80t	1

KICKOFF RETURNS	No	Yds	Avg	Long	TD
A.Davis	43	993	23.1	50	0
J.Jones	13	280	21.5	30	0
R.Moats	9	212	23.6	32	0
V.Leach	3	34	11.3	15	0
C.Taylor	1	17	17.0	17	0
C.White	1	7	7.0	7	0
C.Sapp	1	7	7.0	7	0
K.Walter	1	0	0.0	0	0
TEXANS	72	1,550	21.5	50	0
Opponents	73	1,630	22.3	49	0

FIELD GOALS	1-19	20-29	30-39	40-49	50+
K.Brown	0/0	9/10	10/10	8/10	2/3
TEXANS	0/0	9/10	10/10	8/10	2/3
Opponents	0/0	3/3	11/12	7/9	4/5

PASSING	Att	Comp	Yds	Cmp%	Yds/Att	TD	TD%	Int	Int%	Long	Sack/Lost	Rating
M.Schaub	380	251	3,043	66.1	8.0	15	3.9	10	2.6	65	23/149	92.7
S.Rosenfels	174	116	1,431	66.7	8.2	6	3.4	10	5.7	61	9/58	79.5
M.Turk	1	0	0	0.0	0.0	0	0.0	0	0.0	0	0/0	39.6
TEXANS	555	367	4,474	66.1	8.1	21	3.8	20	3.6	65	32/207	88.4
Opponents	471	294	3,598	62.4	7.6	24	5.1	12	2.5	96t	25/175	92.3

# 2008 FINAL STATISTICS (8-8)



## DEFENSIVE STATISTICS

TACKLES	Solo	Asst	Total	Sk Yds	QB Press	INT- Yards	Pass Def.	Forced Fumbles	Fumble Recoveries
D.Ryans	86	26	112	1.0-9	4	0-0	4	2	3
Z.Diles	47	19	66	1.0-9	2	1-0	2	1	0
E.Wilson	52	11	63	0.0-0	0	2-36	7	0	0
M.Williams	44	9	53	12.0-82	25	0-0	0	4	0
N.Ferguson	42	10	52	0.0-0	1	0-0	2	1	1
J.Reeves	47	3	50	0.0-0	0	4-108	19	1	0
A.Weaver	28	17	45	0.0-0	0	1-8	1	0	0
M.Greenwood	31	12	43	0.0-0	0	0-0	1	0	0
F.Bennett	33	8	41	0.0-0	0	2-26	6	2	0
D.Robinson	35	3	38	0.0-0	1	2-0	6	0	0
X.Adibi	26	8	34	0.0-0	1	0-0	0	0	1
K.Bentley	22	12	34	1.0-15	1	0-0	1	0	1
W.Demps	20	10	30	0.0-0	0	0-0	0	0	0
B.Harrison	21	9	30	0.0-0	1	0-0	1	0	0
T.Johnson	24	5	29	1.0-3	5	0-0	2	1	0
De.Robinson	19	8	27	0.0-0	0	0-0	0	1	0
A.Okoye	15	9	24	1.0-13	3	0-0	2	1	1
D.Faggins	16	3	19	0.0-0	0	0-0	2	0	0
J.Zgonina	13	6	19	0.0-0	1	0-0	0	0	1
T.Bulman	10	7	17	4.0-14	9	0-0	0	0	1
E.Cochran	13	4	17	2.0-21	3	0-0	1	0	0
C.Brown	12	3	15	0.0-0	0	0-0	1	0	0
D.Barber	4	1	5	1.0-9	1	0-0	1	0	0
C.Thompson	4	1	5	1.0-0	4	0-0	1	0	0
F.Okam	2	2	4	0.0-0	0	0-0	0	0	0
N.Kalu	2	2	4	0.0-0	0	0-0	0	0	0
J.Nading	3	1	4	0.0-0	0	0-0	0	0	0
TEAM	3	0	3	0.0-0	0	0-0	0	0	0
A.Molden	1	0	1	0.0-0	0	0-0	0	0	0
<b>TEXANS</b>	<b>675</b>	<b>209</b>	<b>884</b>	<b>25.0-175</b>	<b>62</b>	<b>12-178</b>	<b>60</b>	<b>14</b>	<b>9</b>

## SPECIAL TEAMS STATISTICS

SPECIAL TEAMS	Solo	Asst	Total	PAT	Blocks Punt	FG	Forced Fumbles	Fumble Recoveries
K.Bentley	16	7	23	0	0	0	0	0
A.Molden	16	3	19	0	0	0	0	1
D.Barber	8	2	10	0	0	0	0	0
D.Faggins	7	2	9	0	0	0	0	0
J.Dreessen	6	2	8	0	0	0	0	0
C.Thompson	4	4	8	0	0	0	0	0
N.Ferguson	6	1	7	0	0	0	0	0
C.Sapp	5	0	5	0	0	0	0	0
V.Leach	4	0	4	0	0	0	0	0
J.Reeves	2	1	3	0	0	0	0	1
B.Harrison	3	0	3	0	0	0	0	0
A.Davis	3	0	3	0	0	0	0	0
W.Demps	0	2	2	0	0	0	0	0
R.Moats	1	2	3	0	0	0	1	0
J.Nading	1	1	2	0	0	0	0	0
M.Greenwood	0	2	2	0	0	0	0	0
C.Taylor	1	0	1	0	0	0	0	0
F.Bennett	2	0	2	0	0	0	0	0
T.Bulman	1	0	1	0	0	0	0	0
K.Brown	1	0	1	0	0	0	0	1
X.Adibi	1	0	1	0	0	0	0	0
D.Anderson	0	1	1	0	0	0	0	0
B.Pittman	0	1	1	0	0	0	0	0
TEAM	1	0	1	0	0	0	0	0
J.Jones	0	0	0	0	0	0	1	1
<b>TEXANS</b>	<b>89</b>	<b>31</b>	<b>120</b>	<b>0</b>	<b>0</b>	<b>0</b>	<b>2</b>	<b>4</b>



# 2009 FINAL STATISTICS (9-7)



Date	W/L	Score	Opponent	Attendance
9/13	L	7-24	N.Y. Jets	70,118*
9/20	W	34-31	at Tennessee	69,143*
9/27	L	24-31	Jacksonville	70,083*
10/4	W	29-6	Oakland	70,291*
10/11	L	21-28	at Arizona	61,819
10/18	W	28-17	at Cincinnati	64,019*
10/25	W	24-21	San Francisco	70,820*
11/1	W	31-10	at Buffalo	69,790
11/8	L	17-20	at Indianapolis	66,033*
11/23	L	17-20	Tennessee	71,153*
11/29	L	27-35	Indianapolis	70,990*
12/6	L	18-23	at Jacksonville	42,079
12/13	W	34-7	Seattle	70,380*
12/20	W	16-13	at St. Louis	46,256
12/27	W	27-20	at Miami	65,847
1/3/10	W	34-27	New England	71,029*

\*Sellouts

TEAM STATISTICS	TEXANS	Opponents
TOTAL FIRST DOWNS	340	300
Rushing	93	91
Passing	231	175
Penalty	16	34
3rd Down: Made/Att	82/204	79/201
3rd Down Pct.	40.2%	39.3%
4th Down: Made/Att	8/12	9/21
4th Down Pct.	66.7%	42.9%
POSSESSION AVG.	31:54	28:06
TOTAL NET YARDS	6,129	5,198
Avg. Per Game	383.1	324.9
Total Plays	1,043	974
Avg. Per Play	5.9	5.3
NET YARDS RUSHING	1,475	1,711
Avg. Per Game	92.2	106.9
Total Rushes	425	396
NET YARDS PASSING	4,654	3,487
Avg. Per Game	290.9	217.9
Sacked/Yards Lost	25/149	30/187
Gross Yards	4,803	3,674
Attempts/Completions	593/399	548/344
Completion Pct.	67.3%	62.8%
Had Intercepted	17	14
PUNTS/AVERAGE	67/42.8	76/46.8
NET PUNTING AVG.	39.4	40.4
PENALTIES/YARDS	95/833	92/728
FUMBLES/BALL LOST	21/11	27/13
TOUCHDOWNS	46	39
Rushing	13	17
Passing	29	19
Returns	4	3

SCORE BY PERIODS	1	2	3	4	OT	Total
TEXANS	89	131	75	93	0	388
Opponents	57	135	58	83	0	333

SCORING	TD	Ru	Pa	Rt	PAT	FG	SAF	TP
K.Brown	0	0	0	0	43/44	21/32	0	106
A.Johnson	9	0	9	0	0/0	0/0	1	56
J.Jones- b	7	0	6	1	0/0	0/0	0	42
S.Slaton	7	3	4	0	0/0	0/0	0	42
R.Moats	5	4	1	0	0/0	0/0	0	30
O.Daniels	5	0	5	0	0/0	0/0	0	30
C.Brown	3	3	0	0	0/0	0/0	0	18
A.Foster	3	3	0	0	0/0	0/0	0	18
K.Walter	2	0	2	0	0/0	0/0	0	12
B.Pollard - c	2	0	0	2	0/0	0/0	0	12
J.Dreessen	1	0	1	0	0/0	0/0	0	6
V.Leach	1	0	1	0	0/0	0/0	0	6
D.Barber - a	1	0	0	1	0/0	0/0	0	6
Z.Diles	0	0	0	0	0/0	0/0	0	2
B.Cushing	0	0	0	0	0/0	0/0	0	2
TEXANS	46	13	29	4	43/44	21/32	1	388
Opponents	39	17	19	3	39/39	20/23	0	333

2-Pt. Conversions: TEXANS 1/ 2, Opponents: 0/ 0  
a-48-yard fumble returned for touchdown (NYJ); b-95-yard punt return for touch-  
down (OAK); c-70-yard interception return for touchdown (SEA) fumble recovery in  
end zone (NE).

RUSHING	No.	Yds	Avg	Long	TD
S.Slaton	131	437	3.3	32t	3
R.Moats	101	390	3.9	17	4
C.Brown	79	267	3.4	13	3
A.Foster	54	257	4.8	24	3
M.Schaub	48	57	1.2	19	0
K.Walter	4	26	6.5	13	0
J.Jones	3	22	7.3	17	0
A.Johnson	2	10	5.0	7	0
R.Grossman	3	9	3.0	8	0

TEXANS	425	1,475	3.5	32t	13
Opponents	396	1,711	4.3	91t	17

RECEIVING	No.	Yds	Avg	Long	TD
A.Johnson	101	1,569	15.5	72t	9
K.Walter	53	611	11.5	41	2
S.Slaton	44	417	9.5	38t	4
O.Daniels	40	519	13.0	44	5
D.Anderson	38	370	9.7	27	0
J.Jones	27	437	16.2	45	6
J.Dreessen	26	320	12.3	25t	1
V.Leach	20	155	7.8	26	1
C.Brown	16	74	4.6	12	0
R.Moats	13	106	8.2	20	1
A.Foster	8	93	11.6	20	0
J.Casey	6	64	10.7	32	0
A.Davis	6	59	9.8	21	0
A.Hill	1	9	9.0	9	0

TEXANS	399	4,803	12.0	72t	29
Opponents	344	3,674	10.7	69t	19

INTERCEPTIONS	No.	Yds	Avg	Long	TD
B.Pollard	4	121	30.3	70t	1
B.Cushing	4	26	6.5	20	0
E.Wilson	2	29	14.5	16	0
J.Reeves	1	19	19.0	19	0
J.Busing	1	14	14.0	14	0
D.Barber	1	3	3.0	3	0
B.McCain	1	0	0.0	0	0

TEXANS	14	212	15.1	70t	1
Opponents	17	294	17.3	91t	3

PUNTING	No.	Yds	Avg	Net	TB	In	Lg	B
M.Turk	67	2,866	42.8	39.4	6	24	62	0
TEXANS	67	2,866	42.8	39.4	6	24	62	0
Opponents	76	3,557	46.8	40.4	2	27	67	0

PUNT RETURNS	Ret	FC	Yds	Avg	Long	TD
J.Jones	39	14	426	10.9	62	0
G.Martinez	6	1	23	3.8	11	0
TEXANS	45	15	449	10.0	62	0
Opponents	24	24	104	4.3	18	0

KICKOFF RETURNS	No	Yds	Avg	Long	TD
A.Davis	33	782	23.7	63	0
J.Jones	24	638	26.6	95t	1
V.Leach	2	23	11.5	15	0
G.Martinez	1	6	6.0	6	0
J.Busing	1	0	0.0	0	0
D.Robinson	1	0	0.0	0	0
J.Casey	1	0	0.0	0	0
K.Walter	1	0	0.0	0	0
TEXANS	64	1,449	22.6	95t	1
Opponents	71	1,597	22.5	71	0

FIELD GOALS	1-19	20-29	30-39	40-49	50+
K.Brown	0/0	11/13	6/9	2/6	2/4
TEXANS	0/0	11/13	6/9	2/6	2/4
Opponents	0/0	5/5	4/5	4/5	7/8

PASSING	Att	Comp	Yds	Cmp%	Yds/Att	TD	TD%	Int	Int%	Long	Sack/Lost	Rating
M.Schaub	583	396	4,770	67.9	8.2	29	5.0	15	2.6	72t	25/149	98.6
R.Grossman	9	3	33	33.3	3.7	0	0.0	1	11.1	21	0/0	5.6
C.Brown	1	0	0	0.0	0.0	0	0.0	1	100.0	0	0/0	0.0
TEXANS	593	399	4,803	67.3	8.1	29	4.9	17	2.9	72t	25/149	96.3
Opponents	548	344	3,674	62.8	6.7	19	3.5	14	2.6	69t	30/187	83.2

# 2009 FINAL STATISTICS (9-7)



## DEFENSIVE STATISTICS

TACKLES	Solo	Asst	Total	Sk Yds	Tackles For Loss	QB Hits	INT-Yards	Pass Def.	Forced Fumbles	Fumble Recoveries
B.Cushing	86	47	133	4.0-31	13	13	4-26	10	2	0
D.Ryans	93	30	123	1.0-7	14	5	0-0	2	1	1
B.Pollard	82	20	102	1.5-10	4	2	4-121	7	1	3
G.Quin	54	10	64	0.0-0	3	0	0-0	11	0	0
Z.Diles	45	16	61	0.0-0	7	1	0-0	1	2	1
Du.Robinson	42	7	49	0.0-0	6	0	0-0	5	0	0
M.Williams	38	5	43	9.0-52	13	20	0-0	3	2	1
A.Okoye	26	12	38	1.5-8	6	6	0-0	3	0	0
A.Smith	26	8	34	4.5-26	6	18	0-0	1	2	2
E.Wilson	23	6	29	0.0-0	0	0	2-29	3	1	0
J.Zgonina	23	5	28	2.5-11	3	3	0-0	0	0	1
J.Reeves	23	5	28	0.0-0	0	0	1-19	7	0	0
D.Barber	21	4	25	0.0-0	0	1	1-3	4	0	1
S.Cody	12	9	21	0.5-1	1	2	0-0	1	0	0
J.Busing	19	1	20	0.0-0	0	1	1-140	3	0	0
De.Robinson	16	4	20	0.0-0	0	0	0-0	4	1	0
T.Bulman	12	6	18	0.0-0	1	3	0-0	1	0	0
C.Barwin	11	5	16	4.5-43	4	7	0-0	3	0	1
F.Bennett	12	3	15	0.0-0	0	0	0-0	1	0	0
B.McCain	11	0	11	0.0-0	0	0	1-0	3	0	0
A.Johnson	4	0	4	0.0-0	0	0	0-0	0	0	1
D.Anderson	3	0	3	0.0-0	0	0	0-0	0	0	0
N.Ferguson	2	1	3	0.0-0	0	0	0-0	1	0	0
X.Adibi	2	1	3	0.0-0	0	1	0-0	0	0	0
B.Russell	1	2	3	0.0-0	0	0	0-0	0	0	0
T.Jamison	2	0	2	0.0-0	0	0	0-0	0	0	0
J.Jones	2	0	2	0.0-0	0	0	0-0	0	0	1
K.Bentley	1	0	1	0.0-0	0	0	0-0	0	0	0
J.Casey	1	0	1	0.0-0	1	0	0-0	0	0	0
J.Dreessen	1	0	1	0.0-0	0	0	0-0	0	0	0
C.Pitts	1	0	1	0.0-0	0	0	0-0	0	0	0
K.Studdard	1	0	1	0.0-0	0	0	0-0	0	0	0
C.Myers	1	0	1	0.0-0	0	0	0-0	0	0	0
E.Winston	1	0	1	0.0-0	0	0	0-0	0	0	0
C.White	1	0	1	0.0-0	0	0	0-0	0	0	0
O.Daniels	1	0	1	0.0-0	0	0	0-0	0	0	0
K.Walter	1	0	1	0.0-0	0	0	0-0	0	0	0
M.Schaub	1	0	1	0.0-0	0	0	0-0	0	0	1
R.Grossman	0	0	0	0.0-0	0	0	0-0	0	0	1
V.Leach	0	0	0	0.0-0	0	0	0-0	0	0	1
<b>TEXANS</b>	<b>702</b>	<b>207</b>	<b>909</b>	<b>30.0-91</b>	<b>82</b>	<b>83</b>	<b>14-212</b>	<b>74</b>	<b>12</b>	<b>16</b>

## SPECIAL TEAMS STATISTICS

SPECIAL TEAMS	Solo	Asst	Total	PAT	Blocks Punt	FG	Forced Fumbles	Fumble Recoveries
K.Bentley	9	11	20	0	0	0	0	0
A.Davis	11	1	12	0	0	0	0	2
J.Busing	7	5	12	0	0	0	0	0
G.Martinez	6	3	9	0	0	0	0	0
D.Barber	7	1	8	0	0	0	0	1
X.Adibi	7	1	8	0	0	0	1	0
R.Moats	6	0	6	0	0	0	0	0
N.Ferguson	6	1	7	0	0	0	0	0
J.Dreessen	4	2	6	0	0	0	0	0
C.Thompson	3	2	5	0	0	0	0	0
J.Casey	4	1	5	0	0	0	0	0
G.Quin	2	2	4	0	0	0	0	0
F.Bennett	3	0	3	0	0	0	0	1
C.Barwin	2	1	3	0	0	0	0	0
B.McCain	3	1	4	0	0	0	0	0
J.Reeves	2	1	3	0	0	0	0	0
A.Molden	1	1	2	0	0	0	0	0
A.Foster	1	1	2	0	0	0	0	0
D.Brown	1	0	1	0	0	0	0	0
B.Russell	1	0	1	0	0	0	0	0
K.Brown	1	0	1	0	0	0	0	0
Z.Diles	0	1	1	0	0	0	0	0
<b>TEXANS</b>	<b>87</b>	<b>36</b>	<b>123</b>	<b>0</b>	<b>0</b>	<b>0</b>	<b>1</b>	<b>4</b>
<b>Opponents</b>	<b>71</b>	<b>23</b>	<b>94</b>	<b>0</b>	<b>0</b>	<b>3</b>	<b>0</b>	<b>3</b>

# 2010 FINAL STATISTICS (6-10)



Date	W/L	Score	Opponent	Attendance
9/12	W	34-24	Indianapolis	70,974*
9/19	W	30-27 OT	at Washington	88,240*
9/26	L	13-27	Dallas	71,456*
10/3	W	31-24	at Oakland	32,218
10/10	L	10-34	N.Y. Giants	71,110*
10/17	W	35-31	Kansas City	70,926*
11/1	L	17-30	at Indianapolis	66,363*
11/7	L	23-29	San Diego	70,886*
11/14	L	24-31	at Jacksonville	62,340
11/21	L	27-30	at N.Y. Jets	78,843*
11/28	W	20-0	Tennessee	70,855*
12/2	L	24-34	at Philadelphia	69,144*
12/13	L	28-34 OT	Baltimore	71,413*
12/19	L	17-31	at Tennessee	69,143*
12/26	L	23-24	at Denver	73,691*
1/2/11	W	34-17	Jacksonville	71,023*

\*Sellouts

## TEAM STATISTICS

	Texans	Opponents
<b>TOTAL FIRST DOWNS</b>	360	352
Rushing	118	113
Passing	222	211
Penalty	20	28
3rd Down: Made/Att	79/192	77/195
3rd Down Pct.	41.1%	39.5%
4th Down: Made/Att	9/19	11/13
4th Down Pct.	47.4%	84.6%
<b>POSSESSION AVG.</b>	29:06	30:54
<b>TOTAL NET YARDS</b>	6,186	6,031
Avg. Per Game	386.6	376.9
Total Plays	1,029	1,010
Avg. Per Play	6.0	6.0
<b>NET YARDS RUSHING</b>	2,042	1,751
Avg. Per Game	127.6	109.4
Total Rushes	423	433
<b>NET YARDS PASSING</b>	4,144	4,280
Avg. Per Game	259.0	267.5
Sacked/Yards Lost	32/226	30/219
Gross Yards	4,370	4,499
Attempts/Completions	574/365	547/354
Completion Pct.	63.6%	64.7%
Had Intercepted	12	13
<b>PUNTS/AVERAGE</b>	63/42.1	67/43.7
<b>NET PUNTING AVG.</b>	38.1	38.1
<b>PENALTIES/YARDS</b>	90/690	105/851
<b>FUMBLES/BALL LOST</b>	15/6	16/5
<b>TOUCHDOWNS</b>	44	52
Rushing	20	16
Passing	24	33
Returns	0	3

## SCORE BY PERIODS

	1	2	3	4	OT	Total
TEXANS	53	98	108	128	3	390
Opponents	96	139	75	111	6	427

## SCORING

	TD	Ru	Pa	Rt	PAT	FG	SAF	TP
N.Rackers	0	0	0	0	43/43	27/30	0	124
A.Foster	18	16	2	0	0/0	0/0	0	108
A.Johnson	8	0	8	0	0/0	0/0	0	48
K.Walter	5	0	5	0	0/0	0/0	0	30
D.Ward	4	4	0	0	0/0	0/0	0	24
J.Dreessen	4	0	4	0	0/0	0/0	0	24
J.Jones	3	0	3	0	0/0	0/0	0	20
O.Daniels	2	0	2	0	0/0	0/0	0	12
<b>TEXANS</b>	<b>44</b>	<b>20</b>	<b>24</b>	<b>0</b>	<b>43/43</b>	<b>27/30</b>	<b>0</b>	<b>390</b>
<b>Opponents</b>	<b>52</b>	<b>16</b>	<b>33</b>	<b>3</b>	<b>50/50</b>	<b>21/27</b>	<b>0</b>	<b>427</b>

2-Pt. Conversions: TEXANS 1/1, Opponents: 1/1

Sacks: M.Williams 8.5, M.Anderson 4.0, A.Smith 4.0, A.Okoye 3.0, B.Pollard 2.5, B.Cushing 1.5, T.Jamison 1.0, D.Lewis 1.0, E.Mitchell 1.0, T.Nolan 1.0, D.Ryans 1.0, D.Sharpton 1.0, J.Nading 0.5. **TEXANS: 30.0, Opponents: 32.0**

Fumbles/Lost: M.Schaub 9/3, A.Foster 3/2, J.Dreessen 1/1, A. Johnson 1/0, J.Jones 1/0. **TEXANS: 15/6, Opponents: 16/5**

Fumble Recoveries: G.Quin 2, K.Bentley 1, T.Nolan 1, A.Okoye 1. **Total: 5**

RUSHING	No.	Yds	Avg	Long	TD
A.Foster	327	1,616	4.9	74t	16
D.Ward	50	315	6.3	38t	4
S.Slaton	19	93	4.9	23	0
M.Schaub	22	28	1.3	8	0
A.Johnson	2	10	5.0	7	0
J.Jones	2	7	3.5	10	0
M.Turk	1	-27	-27.0	-27	0
<b>TEXANS</b>	<b>423</b>	<b>2,042</b>	<b>4.8</b>	<b>74t</b>	<b>20</b>
<b>Opponents</b>	<b>433</b>	<b>1,751</b>	<b>4.0</b>	<b>42</b>	<b>16</b>

RECEIVING	No.	Yds	Avg	Long	TD
A.Johnson	86	1,216	14.1	60	8
A.Foster	66	604	9.2	50	2
K.Walter	51	621	12.2	35	5
J.Jones	51	562	11.0	47	3
O.Daniels	38	471	12.4	31	2
J.Dreessen	36	518	14.4	43t	4
D.Anderson	11	117	10.6	35	0
J.Casey	8	98	12.3	33	0
V.Leach	8	91	11.4	21	0
D.Ward	7	61	8.7	12	0
S.Slaton	3	11	3.7	12	0
D.Dickerson	0	0	0	0	0
<b>TEXANS</b>	<b>365</b>	<b>4,370</b>	<b>12.0</b>	<b>60</b>	<b>24</b>
<b>Opponents</b>	<b>354</b>	<b>4,499</b>	<b>12.7</b>	<b>73t</b>	<b>33</b>

INTERCEPTIONS	No.	Yds	Avg	Long	TD
T.Nolan	3	35	11.7	20	0
G.Quin	3	12	4.0	10	0
J.Allen	3	1	0.3	1	0
K.Jackson	2	23	11.5	23	0
K.Bentley	1	18	18.0	18	0
S.McManis	1	1	1.0	1	0
<b>TEXANS</b>	<b>13</b>	<b>90</b>	<b>6.9</b>	<b>23</b>	<b>0</b>
<b>Opponents</b>	<b>12</b>	<b>107</b>	<b>8.9</b>	<b>25t</b>	<b>2</b>

PUNTING	No.	Yds	Avg	Net	TB	In	Lg	B
M.Turk	63	2,650	42.1	36.8	5	19	60	0
<b>TEXANS</b>	<b>63</b>	<b>2,650</b>	<b>42.1</b>	<b>36.8</b>	<b>5</b>	<b>19</b>	<b>60</b>	<b>0</b>
<b>Opponents</b>	<b>67</b>	<b>2,930</b>	<b>43.7</b>	<b>38.1</b>	<b>7</b>	<b>31</b>	<b>59</b>	<b>0</b>

PUNT RETURNS	Ret	FC	Yds	Avg	Long	TD
J.Jones	29	15	204	7.0	39	0
D.Anderson	4	1	26	6.5	17	0
B.Pollard	1	0	5	5.0	5	0
A.Molden	1	0	0	0.0	0	0
<b>TEXANS</b>	<b>35</b>	<b>16</b>	<b>235</b>	<b>6.7</b>	<b>39</b>	<b>0</b>
<b>Opponents</b>	<b>29</b>	<b>14</b>	<b>233</b>	<b>8.0</b>	<b>30</b>	<b>0</b>

KICKOFF RETURNS	No	Yds	Avg	Long	TD
S.Slaton	39	767	19.7	50	0
J.Jones	23	494	21.5	35	0
V.Leach	3	40	13.3	26	0
S.McManis	1	25	25.0	25	0
E.Mitchell	1	0	0.0	0	0
<b>TEXANS</b>	<b>67</b>	<b>1,326</b>	<b>19.8</b>	<b>50</b>	<b>0</b>
<b>Opponents</b>	<b>72</b>	<b>1,741</b>	<b>24.2</b>	<b>103t</b>	<b>1</b>

FIELD GOALS	1-19	20-29	30-39	40-49	50+
N.Rackers	0/0	8/8	11/11	5/7	3/4
<b>TEXANS</b>	<b>0/0</b>	<b>8/8</b>	<b>11/11</b>	<b>5/7</b>	<b>3/4</b>
<b>Opponents</b>	<b>0/0</b>	<b>6/7</b>	<b>9/10</b>	<b>6/8</b>	<b>0/2</b>

# 2010 FINAL STATISTICS (6-10)



## DEFENSIVE STATISTICS

TACKLES	Solo	Asst	Total	Sk Yds	Tackles For Loss	QB Press	INT-Yards	Pass Def.	Forced Fumbles	Fumble Recoveries
B.Pollard	82	30	112	2.5-14	4	4	0-0	5	4	0
G.Quin	71	14	85	0.0-0	3	1	3-12	14	1	2
Z.Diles	58	23	81	0.0-0	4	2	0-0	0	0	0
B.Cushing	53	23	76	1.5-12	8	12	0-0	4	1	0
K.Jackson	57	13	70	0.0-0	1	0	2-23	10	0	0
E.Wilson	41	15	56	0.0-0	0	0	0-0	3	0	0
D.Ryans	32	22	54	1.0-10	2	2	0-0	2	0	0
K.Bentley	32	19	51	0.0-0	3	2	1-18	1	0	1
A.Okoye	27	17	44	3.0-27	7	11	0-0	0	0	1
S.Cody	21	17	38	0.0-0	3	2	0-0	0	0	0
A.Smith	23	15	38	4.0-28	6	17	0-0	2	1	0
T.Nolan	27	9	36	1.0-8	1	2	3-35	5	0	1
M.Williams	22	6	28	8.5-54.5	10	19	0-0	2	1	0
E.Mitchell	18	10	28	1.0-8	3	1	0-0	0	0	0
J.Allen	22	1	23	0.0-0	0	0	3-1	4	0	0
B.McCain	17	5	22	0.0-0	0	0	0-0	2	0	0
M.Anderson	16	5	21	4.0-36	6	8	0-0	2	0	0
D.Sharpton	13	8	21	1.0-9	3	1	0-0	0	0	0
X.Adibi	13	5	18	0.0-0	2	0	0-0	0	1	0
D.Lewis	13	4	17	1.0-6	1	1	0-0	1	0	0
T.Jamison	12	3	15	1.0-3	2	1	0-0	0	0	0
J.Nading	4	5	9	0.5-3.5	0	1	0-0	1	0	0
D.Nixon	6	0	6	0.0-0	0	0	0-0	0	0	0
A.Ogunleye	1	1	2	0.0-0	0	1	0-0	0	0	0
S.McManis	1	1	2	0.0-0	0	0	1-1	1	0	0
M.Schaub	1	0	1	0.0-0	0	0	0-0	0	0	1
D.Barber	1	0	1	0.0-0	0	0	0-0	0	0	0
A.Foster	0	0	0	0.0-0	0	0	0-0	0	1	1
D.Anderson	0	0	0	0.0-0	0	0	0-0	0	1	1
<b>TEXANS</b>	<b>684</b>	<b>271</b>	<b>955</b>	<b>30.0-219</b>	<b>69</b>	<b>88</b>	<b>13-90</b>	<b>59</b>	<b>11</b>	<b>8</b>
<b>Opponents</b>	<b>726</b>	<b>236</b>	<b>962</b>	<b>32.0-226</b>	<b>73</b>	<b>71</b>	<b>12-107</b>	<b>71</b>	<b>13</b>	<b>12</b>

**MISCELLANEOUS TACKLES:** S.Slaton 2, A.Johnson 2, J.Dreessen 2, C.Myers 2, K.Walter 2, TEAM 2, M.Schaub 1, W.Smith 1, D.Anderson 1, D.Brown 1, O.Daniels 1

**MISCELLANEOUS FUMBLE RECOVERIES:** E.Winston 2, R.Butler 1, A.Johnson 1, J.Jones 1, M.Schaub 1, W.Smith 1, D.Ward 1

## SPECIAL TEAMS STATISTICS

	Solo	Asst	Total	PAT	Blocks Punt	FG	Forced Fumble	Fumble Recoveries
J.Casey	10	7	17	0	0	0	0	0
D.Sharpton	10	3	13	0	0	0	0	0
T.Nolan	10	3	13	0	0	0	0	0
S.McManis	8	3	11	0	0	0	0	0
N.Rackers	4	4	8	0	0	0	0	0
V.Leach	6	2	8	0	0	0	0	0
J.Dreessen	7	0	7	0	0	0	0	0
A.Molden	5	1	6	0	0	0	0	0
D.Barber	4	1	5	0	0	0	0	0
J.Allen	2	2	4	0	0	0	0	0
D.Anderson	4	0	4	0	0	0	1	0
S.Keglar	3	1	4	0	0	0	0	0
K.Bentley	3	1	4	0	0	0	0	0
X.Adibi	3	1	4	0	0	0	1	0
D.Nixon	2	2	4	0	0	0	0	0
B.McCain	3	0	3	0	0	0	0	0
J.Weeks	1	2	3	0	0	0	0	0
K.Paymah	2	0	2	0	0	0	0	0
G.Graham	2	0	2	0	0	0	0	0
J.Nading	1	0	1	0	0	0	0	0
J.Wall	1	0	1	0	0	0	0	0
Z.Diles	1	0	1	0	0	0	0	0
M.Turk	0	1	1	0	0	0	0	0
B.Pollard	0	0	0	0	0	1	0	0
<b>TEXANS</b>	<b>93</b>	<b>34</b>	<b>127</b>	<b>0</b>	<b>0</b>	<b>1</b>	<b>2</b>	<b>0</b>
<b>Opponents</b>	<b>94</b>	<b>39</b>	<b>133</b>	<b>0</b>	<b>0</b>	<b>0</b>	<b>0</b>	<b>3</b>

# 2011 FINAL STATISTICS (10-6)



Date	W/L	Score	Opponent	Attendance
9/11	W	34-7	Indianapolis	71,444
9/18	W	23-13	at Miami	51,032
9/25	L	33-40	at New Orleans	73,002
10/2	W	17-10	Pittsburgh	71,585
10/9	L	20-25	Oakland	71,420
10/16	L	14-29	at Baltimore	71,154
10/23	W	41-7	at Tennessee	69,143
10/30	W	24-14	Jacksonville	71,412
11/6	W	30-12	Cleveland	71,511
11/13	W	37-9	at Tampa Bay	56,037
11/27	W	20-13	at Jacksonville	62,004
12/4	W	17-10	Atlanta	71,545
12/11	W	20-19	at Cincinnati	40,202
12/18	L	13-28	Carolina	71,540
12/22	L	16-19	at Indianapolis	64,159
1/1/12	L	22-23	Tennessee	71,512

TEAM STATISTICS	TEXANS	Opponents
TOTAL FIRST DOWNS	321	270
Rushing	131	73
Passing	176	166
Penalty	14	31
3rd Down: Made/Att	93/224	76/212
3rd Down Pct.	41.5%	35.8%
4th Down: Made/Att	3/11	6/13
4th Down Pct.	27.3%	46.2%
POSSESSION AVG.	32:41	27:20
TOTAL NET YARDS	5,954	4,571
Avg. Per Game	372.1	285.7
Total Plays	1,046	960
Avg. Per Play	5.7	4.8
NET YARDS RUSHING	2,448	1,536
Avg. Per Game	153.0	96.0
Total Rushes	546	378
NET YARDS PASSING	3,506	3,035
Avg. Per Game	219.1	189.7
Sacked/Yards Lost	33/190	44/287
Gross Yards	3,696	3,322
Attempts/Completions	467/288	538/279
Completion Pct.	61.7%	51.9%
Had Intercepted	9	17
PUNTS/AVERAGE	74/44.0	83/46.9
NET PUNTING AVG.	37.7	39.6
PENALTIES/YARDS	99/852	88/686
FUMBLES/BALL LOST	20/11	18/10
TOUCHDOWNS	41	27
Rushing	18	8
Passing	20	18
Returns	3	1

SCORE BY PERIODS	1	2	3	4	OT	Total
TEXANS	110	107	63	101	0	381
Opponents	39	78	56	105	0	278

SCORING	TD	Ru	Pa	Rt	PAT	FG	SAF	TP
N.Rackers	0	0	0	0	39/40	32/38	0	135
A.Foster	12	10	2	0	0/0	0/0	0	72
J.Dreessen	6	0	6	0	0/0	0/0	0	36
B.Tate	4	4	0	0	0/0	0/0	0	24
O.Daniels	3	0	3	0	0/0	0/0	0	18
J.Jones	3	0	2	1	0/0	0/0	0	18
K.Walter	3	0	3	0	0/0	0/0	0	18
A.Johnson	2	0	2	0	0/0	0/0	0	12
D.Ward	2	2	0	0	0/0	0/0	0	12
M.Schaub	2	2	0	0	0/0	0/0	0	12
W.Smith	1	0	0	1	0/0	0/0	0	6
B.Johnson	1	0	1	0	0/0	0/0	0	6
B.McCain	1	0	0	1	0/0	0/0	0	6
J.Casey	1	0	1	0	0/0	0/0	0	6
TEXANS	41	18	20	3	39/40	32/38	0	381
Opponents	27	8	18	1	22/22	30/36	2	278

2-Pt. Conversions: TEXANS 0/1, Opponents: 2/5

SACKS: C.Barwin 11.5, A.Smith 6.5, B.Reed 6.0, J.Watt 5.5, M.Williams 5.0, B.Cushing 4.0, T.Jamison 2.0, S.Cody 1.0, E. Mitchell 1.0, J. Nading 0.5, B. Braman 0.5, T.Nolan 0.5

TEXANS: 44.0, Opponents: 33.0

FUMBLES/LOST: B.Tate 4/3, A. Foster 4/3, D. Manning 1/0, M. Schaub 3/1, T. Yates 5/3, J. Delhomme 1/1, S. McManis 1/0

TEXANS: 19/11, Opponents: 17/9

FUMBLE RECOVERIES: J.Watt 2, B. Reed 2, B. Braman 1, S.Cody 1, T. Jamison 1, J. Nading 1, G. Quin 1. Total: 9

PASSING	Att	Comp	Yds	Cmp%	Yds/Att	TD	TD%	Int	Int%	Long	Sack/Lost	Rating
M.Schaub	292	178	2,479	61.0	8.5	15	5.1	6	2.1	80t	16/98	96.8
T.Yates	134	82	949	61.2	7.1	3	2.2	3	2.2	50	15/74	80.7
J.Delhomme	28	18	211	64.3	7.5	1	3.6	0	0.0	40	2/18	98.9
M.Leinart	13	10	57	76.9	4.4	1	7.7	0	0.0	20t	0/0	110.1
TEXANS	467	288	3,696	61.7	7.9	20	4.3	9	1.9	80t	33/190	92.7
Opponents	538	279	3,322	51.9	6.2	18	3.3	17	3.2	56	44/287	69.0

RUSHING	No.	Yds	Avg	Long	TD
A.Foster	278	1,224	4.4	43	10
B.Tate	175	942	5.4	56	4
D.Ward	45	154	3.4	15	2
T.Yates	14	57	4.1	17	0
S.Slaton	7	20	2.9	13	0
J.Jones	4	17	4.3	15	0
J.Casey	1	11	11.0	11	0
M.Schaub	15	9	0.6	3	2
A.Johnson	1	8	8.0	8	0
C.Ogbonnaya	3	6	2.0	4	0
B.Johnson	1	1	1.0	1	0
L.Vickers	1	0	0.0	0	0
J.Delhomme	0	0	0	0	0
M.Leinart	1	-1	-1.0	-1	0
TEXANS	546	2,448	4.5	56	18
Opponents	378	1,536	4.1	42	8

RECEIVING	No.	Yds	Avg	Long	TD
O.Daniels	54	677	12.5	34	3
A.Foster	53	617	11.6	78t	2
K.Walter	39	474	12.2	41	3
A.Johnson	33	492	14.9	50	2
J.Jones	31	512	16.5	80t	2
J.Dreessen	28	353	12.6	56t	6
J.Casey	18	260	14.4	62	1
B.Tate	13	98	7.5	14	0
B.Johnson	6	90	15.0	40	1
D.Mason	6	55	9.2	16	0
L.Vickers	4	29	7.3	17	0
G.Graham	1	24	24.0	24	0
D.Anderson	1	9	9.0	9	0
S.Slaton	1	6	6.0	6	0
J.Maehl	0	0	0	0	0
D.Ward	0	0	0	0	0
TEXANS	288	3,696	12.8	80t	20
Opponents	279	3,322	11.9	56	18

INTERCEPTIONS	No.	Yds	Avg	Long	TD
J.Joseph	4	40	10.0	29	0
J.Allen	4	34	8.5	34	0
B.McCain	2	48	24.0	38t	1
Q.Demps	2	47	23.5	42	0
D.Manning	2	22	11.0	22	0
B.Cushing	2	5	2.5	5	0
K.Jackson	1	0	0.0	0	0
TEXANS	17	196	11.5	42	1
Opponents	9	132	14.7	27	0

PUNTING	No.	Yds	Avg	Net	TB	In	Lg	B
B.Hartmann	58	2,573	44.4	37.8	7	15	69	0
M.Turk	16	683	42.7	37.4	1	4	55	0
TEXANS	74	3,256	44.0	37.7	8	19	69	0
Opponents	83	3,896	46.9	39.6	4	25	70	0

PUNT RETURNS	Ret	FC	Yds	Avg	Long	TD
J.Jones	49	7	518	10.6	79t	1
S.Keo	1	1	11	11.0	11	0
T.Holliday	1	3	0	0.0	0	0
TEXANS	51	11	529	10.4	79t	1
Opponents	32	20	307	9.6	33	0

KICKOFF RETURNS	No	Yds	Avg	Long	TD
D.Manning	13	356	27.4	46	0
S.McManis	10	205	20.5	45	0
Q.Demps	5	169	33.8	50	0
J.Casey	1	0	0.0	0	0
TEXANS	29	730	25.2	50	0
Opponents	46	1,030	22.4	63	0

FIELD GOALS	1-19	20-29	30-39	40-49	50+
N.Rackers	0/0	13/13	9/10	4/8	3/4
TEXANS	0/0	13/13	9/10	4/8	3/4
Opponents	1/1	6/7	6/9	8/9	6/7

# 2011 FINAL STATISTICS (10-6)



## DEFENSIVE STATISTICS

TACKLES	Solo	Asst	Total	Sk Yds	Tackles For Loss	QB Press	INT- Yards	Pass Def.	Forced Fumbles	Fumble Recoveries
B.Cushing	76	38	114	4.0-21.0	8	12	2-5	5	2	0
G.Quin	59	18	77	0.0-0.0	2	0	0-0	9	0	1
D.Ryans	44	20	64	0.0-0.0	6	2	0-0	4	1	0
D. Manning	44	15	59	0.0-0.0	0	2	2-22	4	0	0
J.Watt	49	7	56	5.5-47.5	13	14	0-0	4	0	2
C.Barwin	34	13	47	11.5-78.5	12	27	0-0	7	1	0
J.Joseph	40	4	44	0.0-0.0	2	0	4-40	15	1	0
B.Reed	30	14	44	6.0-36.0	7	11	0-0	3	0	2
K.Jackson	35	5	40	0.0-0.0	2	0	1-0	7	1	0
J.Allen	33	4	37	0.0-0.0	2	0	4-34	11	0	0
T.Nolan	25	7	32	0.5-0.5	1	1	0-0	4	0	0
E.Mitchell	14	13	27	1.0-0.0	0	1	0-0	1	0	0
A.Smith	19	6	25	6.5-44.5	10	16	0-0	3	1	0
B.McCain	24	1	25	0.0-0.0	0	1	2-48	12	0	0
S.Cody	16	7	23	1.0-7.0	2	3	0-0	2	0	1
Q.Demps	18	4	22	0.0-0.0	0	1	2-47	4	0	0
T.Jamison	14	5	19	2.0-16.0	2	3	0-0	2	1	1
T.Bulman	6	6	12	0.0-0.0	0	0	0-0	0	0	0
M.Williams	10	1	11	5.0-29.0	5	6	0-0	1	1	0
D.Sharpton	9	0	9	0.0-0.0	0	0	0-0	0	0	0
T.Dobbins	2	2	4	0.0-0.0	1	0	0-0	1	1	0
M.Alexander	3	0	3	0.0-0.0	0	0	0-0	0	0	0
J.Nading	2	1	3	0.5-3.5	1	0	0-0	0	0	0
B.Harris	1	0	1	0.0-0.0	0	1	0-0	0	0	0
B.Braman	0	1	1	0.5-3.5	1	1	0-0	0	0	1
<b>TEXANS</b>	<b>607</b>	<b>192</b>	<b>799</b>	<b>44.0-287</b>	<b>77</b>	<b>102</b>	<b>17-196</b>	<b>99</b>	<b>10</b>	<b>8</b>
<b>Opponents</b>	<b>749</b>	<b>220</b>	<b>969</b>	<b>33.0-190</b>	<b>75</b>	<b>52</b>	<b>9-132</b>	<b>62</b>	<b>15</b>	<b>12</b>

**MISCELLANEOUS TACKLES:** J.Jones 2, K.Walter 2, A.Foster 2, E.Winston 2, M.Brisiel 2 (1 assist), W.Smith 2, A.Caldwell 1, A.Foster 1, A.Johnson 1, C.Myers 1, T.Yates 1; O.Daniels 1 (assist)

**MISCELLANEOUS FUMBLE RECOVERIES:** W.Smith 2, A.Foster 2, M.Schaub 1, K.Walter 1, E.Winston 1, T.Yates 1

**MISCELLANEOUS FORCED FUMBLES:** M.Brisiel, 1

## SPECIAL TEAMS STATISTICS

	Solo	Asst	Total	PAT	Blocks Punt	FG	Forced Fumble	Fumble Recoveries
T.Dobbins	9	0	9	0	0	0	0	0
J.Allen	8	0	8	0	0	0	0	0
J.Nading	7	1	8	0	0	0	1	0
B.Braman	5	2	7	0	0	0	0	0
S.McManis	4	1	5	0	0	0	1	0
J.Dreessen	4	0	4	0	0	0	0	0
B.Hartmann	4	0	4	0	0	0	0	0
S.Keo	4	0	4	0	0	0	0	0
M.Alexander	4	0	4	0	0	0	0	0
T.Nolan	3	0	3	0	0	0	0	0
J.Casey	3	0	3	0	0	0	0	0
D.Barber	3	0	3	0	0	0	0	0
B.Johnson	3	0	3	0	0	0	0	0
D.Sharpton	3	0	3	0	0	0	0	0
B.McCain	3	0	3	0	0	0	0	0
N.Rackers	2	1	3	0	0	0	0	0
B.Harris	1	1	2	0	0	0	0	0
L.Vickers	2	0	2	0	0	0	0	0
K.Jackson	2	0	2	0	0	0	0	0
Q.Demps	0	1	1	0	0	0	0	0
D.Anderson	1	0	1	0	0	0	0	0
C.Ogbonnaya	1	0	1	0	0	0	0	0
B.Reed	1	0	1	0	0	0	0	0
M.Turk	0	1	1	0	0	0	0	0
E.Mitchell	0	0	0	0	0	0	0	2
D.Manning	0	0	0	0	0	1	0	0
J.Watt	0	0	0	0	0	1	0	0
<b>TEXANS</b>	<b>77</b>	<b>8</b>	<b>85</b>	<b>0</b>	<b>0</b>	<b>2</b>	<b>2</b>	<b>2</b>
<b>Opponents</b>	<b>68</b>	<b>20</b>	<b>88</b>	<b>1</b>	<b>0</b>	<b>0</b>	<b>2</b>	<b>4</b>

# 2011 POSTSEASON STATISTICS (1-1)



Date	W/L	Score	Opponent	Attendance
1/7/12	W	31-10	Cincinnati	71,725
1/15/12	L	13-20	at Baltimore	71,547

## TEAM STATISTICS

	Texans	Opponents
TOTAL FIRST DOWNS	35	32
Rushing	14	10
Passing	20	20
Penalty	1	2
3rd Down: Made/Att	11/27	10/29
3rd Down Pct.	40.7%	34.5%
4th Down: Made/Att	0/1	0/3
4th Down Pct.	0.0%	0.0%
POSSESSION AVG.	29:12	30:49
TOTAL NET YARDS	655	527
Avg. Per Game	327.5	263.5
Total Plays	120	128
Avg. Per Play	5.5	4.1
NET YARDS RUSHING	319	163
Avg. Per Game	159.5	81.5
Total Rushes	63	50
NET YARDS PASSING	336	364
Avg. Per Game	168.0	182.0
Sacked/Yards Lost	2/7	9/69
Gross Yards	343	433
Attempts/Completions	55/28	69/41
Completion Pct.	50.9%	59.4%
Had Intercepted	3	3
PUNTS/AVERAGE	10/45.1	12/49.1
NET PUNTING AVG.	41.1	44.4
PENALTIES/YARDS	8/107	3/25
FUMBLES/BALL LOST	3/1	4/0
TOUCHDOWNS	5	3
Rushing	3	1
Passing	1	2
Returns	1	0

## SCORE BY PERIODS

	1	2	3	4	OT	Total
TEXANS	10	20	7	7	0	44
Opponents	24	3	0	3	0	30

## SCORING

	TD	Ru	Pa	Rt	PAT	FG	SAF	TP
A.Foster	3	3	0	0	0/0	0/0	0	18
N.Rackers	0	0	0	0	5/5	3/4	0	14
A.Johnson	1	0	1	0	0/0	0/0	0	6
J.Watt	1	0	0	1	0/0	0/0	0	6
TEXANS	5	3	1	1	5/5	3/4	0	44
Opponents	3	1	2	0	3/3	3/4	0	30

2-Pt. Conversions: TEXANS 0/0, Opponents: 0/0

SACKS: J. Watt 3.5, B. Reed 3.5, E. Mitchell 1.0, A. Smith 1.0. TEXANS: 9.0, Opponents: 2.0

FUMBLES/LOST: J. Jones 2/1, A. Foster 1/0. TEXANS: 3/1, Opponents: 4/0

FUMBLE RECOVERIES: None. Total: 0

RUSHING	No.	Yds	Avg	Long	TD
A.Foster	51	285	5.6	42t	3
B.Tate	9	37	4.1	9	0
J.Casey	1	0	0.0	0	0
T.Yates	2	-3	-1.5	-1	0
TEXANS	63	319	5.1	42t	3
Opponents	50	163	3.3	19	1

RECEIVING	No.	Yds	Avg	Long	TD
A.Johnson	13	201	15.5	40t	1
A.Foster	8	51	6.4	16	0
O.Daniels	4	55	13.8	21	0
K.Walter	3	36	12.0	19	0
J.Dreessen	0	0	0	0	0
J.Casey	0	0	0	0	0
B.Tate	0	0	0	0	0
TEXANS	28	343	12.3	40t	1
Opponents	41	433	10.6	36	2

INTERCEPTIONS	No.	Yds	Avg	Long	TD
J.Watt	1	29	29.0	29t	1
D.Manning	1	0	0.0	0	0
J.Joseph	1	-1	-1.0	-1	0
TEXANS	3	28	9.3	29t	1
Opponents	3	1	0.3	1	0

PUNTING	No.	Yds	Avg	Net	TB	In	Lg	B
M.Turk	10	451	45.1	41.1	1	2	56	0
TEXANS	10	451	45.1	41.1	1	2	56	0
Opponents	12	589	49.1	44.4	2	2	64	0

PUNT RETURNS	Ret	FC	Yds	Avg	Long	TD
J.Jones	9	0	16	1.8	9	0
TEXANS	9	0	16	1.8	9	0
Opponents	3	5	20	6.7	8	0

KICKOFF RETURNS	No	Yds	Avg	Long	TD
D.Manning	4	133	33.3	60	0
TEXANS	4	133	33.3	60	0
Opponents	2	47	23.5	25	0

FIELD GOALS	1-19	20-29	30-39	40-49	50+
N.Rackers	0/0	0/0	2/2	1/1	0/1
TEXANS	0/0	0/0	2/2	1/1	0/1
Opponents	0/0	0/0	1/1	2/2	0/1

PASSING	Att	Comp	Yds	Cmp%	Yds/Att	TD	TD%	Int	Int%	Long	Sack/Lost	Rating
T.Yates	55	28	343	50.9	6.2	1	1.8	3	5.5	40t	2/7	53.8
TEXANS	55	28	343	50.9	6.2	1	1.8	3	5.5	40t	2/7	53.8
Opponents	69	41	433	59.4	6.3	2	2.9	3	4.3	36	9/69	69.3

# 2011 POSTSEASON STATISTICS (1-1)



## DEFENSIVE STATISTICS

TACKLES	Solo	Asst	Total	Sk Yds	Tackles For Loss	QB Press	INT- Yards	Pass Def.	Forced Fumbles	Fumble Recoveries
B.Cushing	10	9	19	0.0-0.0	1	0	0-0	1	0	0
D.Manning	13	3	16	0.0-0.0	0	0	1-0	2	0	0
J.Watt	11	3	14	3.5-29.0	4	4	1-29	1	0	0
B.Reed	9	4	13	3.5-23.0	2	3	0-0	0	1	0
D.Ryans	4	7	11	0.0-0.0	1	0	0-0	0	0	0
K.Jackson	7	1	8	0.0-0.0	0	0	0-0	1	0	0
J.Joseph	8	0	8	0.0-0.0	1	0	1--1	5	0	0
A.Smith	7	1	8	1.0-8.0	3	1	0-0	0	0	0
G.Quin	6	2	8	0.0-0.0	0	0	0-0	0	0	0
S.Cody	2	5	7	0.0-0.0	0	0	0-0	0	0	0
J.Allen	3	2	5	0.0-0.0	0	0	0-0	2	0	0
E.Mitchell	3	2	5	1.0-9.0	1	1	0-0	1	0	0
C.Barwin	5	0	5	0.0-0.0	0	2	0-0	0	0	0
Q.Demps	3	0	3	0.0-0.0	1	0	0-0	0	0	0
T.Jamison	1	1	2	0.0-0.0	0	0	0-0	1	0	0
T.Dobbins	2	0	2	0.0-0.0	0	0	0-0	0	0	0
B.McCain	0	0	0	0.0-0.0	0	0	0-0	2	0	0
J.Nading	0	0	0	0.0-0.0	0	0	0-0	0	1	0
<b>TEXANS</b>	<b>94</b>	<b>40</b>	<b>134</b>	<b>9.0-69</b>	<b>14</b>	<b>11</b>	<b>3-28</b>	<b>16</b>	<b>2</b>	<b>0</b>
<b>Opponents</b>	<b>88</b>	<b>18</b>	<b>106</b>	<b>2.0-7</b>	<b>4</b>	<b>5</b>	<b>3-1</b>	<b>14</b>	<b>2</b>	<b>0</b>

## SPECIAL TEAMS STATISTICS

	Solo	Asst	Total	PAT	Blocks Punt	FG	Forced Fumbles	Fumble Recoveries
J.Casey	3	0	3	0	0	0	0	0
T.Dobbins	1	0	1	0	0	0	0	0
J.Nading	1	0	1	0	0	0	1	0
J.Allen	1	0	1	0	0	0	0	0
J.Weeks	1	0	1	0	0	0	0	0
B.Braman	0	1	1	0	0	0	0	0
S.Keo	0	1	1	0	0	0	0	0
S.McManis	0	1	1	0	0	0	0	0
J.Jones	0	0	0	0	0	0	0	1
<b>TEXANS</b>	<b>7</b>	<b>3</b>	<b>10</b>	<b>0</b>	<b>0</b>	<b>0</b>	<b>1</b>	<b>1</b>
<b>Opponents</b>	<b>13</b>	<b>0</b>	<b>13</b>	<b>0</b>	<b>0</b>	<b>0</b>	<b>1</b>	<b>2</b>



# 2012 FINAL STATISTICS (12-4)



Date	W/L	Score	Opponent	Attendance
9/9	W	30-10	Miami	71,566
9/16	W	27-7	at Jacksonville	62,907
9/23	W	31-25	at Denver	76,566
9/30	W	38-14	Tennessee	71,581
10/8	W	23-17	at New York Jets	79,088
10/14	L	24-42	Green Bay	71,702
10/21	W	43-13	Baltimore	71,708
11/4	W	21-9	Buffalo	71,698
11/11	W	13-6	at Chicago	62,410
11/18	W43-37 (OT)		Jacksonville	71,676
11/22	W34-31 (OT)		at Detroit	64,827
12/2	W	24-10	at Tennessee	69,143
12/10	L	14-42	at New England	68,756
12/16	W	29-17	Indianapolis	71,702
12/23	L	6-23	Minnesota	71,688
12/30	L	16-28	at Indianapolis	66,957

TEAM STATISTICS		TEXANS	Opponents
TOTAL FIRST DOWNS		341	292
Rushing		114	94
Passing		205	167
Penalty		22	31
3rd Down: Made/Att		83/221	71/215
3rd Down Pct.		37.6%	33.0%
4th Down: Made/Att		4/7	5/16
4th Down Pct.		57.1%	31.3%
POSSESSION AVG.		32:53	27:07
TOTAL NET YARDS		5,953	5,172
Avg. Per Game		372.1	323.3
Total Plays		1,090	1,015
Avg. Per Play		5.5	5.1
NET YARDS RUSHING		2,123	1,560
Avg. Per Game		132.7	97.5
Total Rushes		508	390
NET YARDS PASSING		3,830	3,612
Avg. Per Game		239.4	225.8
Sacked/Yards Lost		28/216	44/269
Gross Yards		4,046	3,881
Attempts/Completions		554/354	581/308
Completion Pct.		63.9%	53.0%
Had Intercepted		13	15
PUNTS/AVERAGE		88/47.2	92/45.2
NET PUNTING AVG.		40.5	39.2
PENALTIES/YARDS		108/873	90/863
FUMBLES/BALL LOST		12/4	23/14
TOUCHDOWNS		46	38
Rushing		19	5
Passing		22	29
Returns		5	4

SCORE BY PERIODS	1	2	3	4	OT	Total
TEXANS	94	136	100	74	12	416
Opponents	77	83	85	83	3	331

SCORING	TD	Ru	Pa	Rt	PAT	FG	2PT	TP
S.Graham	0	0	0	0	45/45	31/38	0	138
A.Foster	17	15	2	0	0/0	0/0	0	102
O.Daniels	6	0	6	0	0/0	0/0	0	36
A.Johnson	4	0	4	0	0/0	0/0	0	24
J.Casey	3	0	3	0	0/0	0/0	0	18
G.Graham	3	0	3	0	0/0	0/0	0	18
B.Tate	2	2	0	0	0/0	0/0	0	12
K.Walter	2	0	2	0	0/0	0/0	0	12
J.Joseph	1	0	0	1	0/0	0/0	0	6
D.Manning	1	0	0	1	0/0	0/0	0	6
J.Forsett	1	1	0	0	0/0	0/0	0	6
T.Yates	1	1	0	0	0/0	0/0	0	6
B.Braman	1	0	0	1	0/0	0/0	0	6
L.Jean	1	0	1	0	0/0	0/0	0	6
K.Martin	1	0	1	0	0/0	0/0	0	6
D.Posey	1	0	0	1	0/0	0/0	0	6
K.Jackson	1	0	0	1	0/0	0/0	0	6
C.Barwin	0	0	0	0	0/0	0/0	0	2
<b>TEXANS</b>	<b>46</b>	<b>19</b>	<b>22</b>	<b>5</b>	<b>45/45</b>	<b>31/38</b>	<b>0</b>	<b>416</b>
<b>Opponents</b>	<b>38</b>	<b>5</b>	<b>29</b>	<b>4</b>	<b>38/38</b>	<b>21/24</b>	<b>0</b>	<b>331</b>

2-Pt. Conversions: TEXANS 0/0, Opponents: 0/0  
**SACKS:** J.Watt 20.5, A.Smith 7.0, W.Mercilus 6.0, C.Barwin 3.0, B.Reed 2.5, T.Jamison 1.0, B.Ruud 1.0, G.Quin 1.0, D.Manning 1.0, B.McCain 0.5, B.James 0.5 **TEXANS: 44.0, Opponents: 28.0**

RUSHING	No.	Yds	Avg	Long	TD
A.Foster	351	1,424	4.1	46	15
J.Forsett	63	374	5.9	81t	1
B.Tate	65	279	4.3	25	2
K.Martin	4	53	13.3	21	0
J.Casey	1	6	6.0	6	0
T.Yates	2	-1	-0.5	1t	1
D.Posey	1	-3	-3.0	-3	0
M.Schaub	21	-9	-0.4	8	0
<b>TEXANS</b>	<b>508</b>	<b>2,123</b>	<b>4.2</b>	<b>81t</b>	<b>19</b>
<b>Opponents</b>	<b>390</b>	<b>1,560</b>	<b>4.0</b>	<b>29</b>	<b>5</b>

RECEIVING	No.	Yds	Avg	Long	TD
A.Johnson	112	1,598	14.3	60t	4
O.Daniels	62	716	11.5	39t	6
K.Walter	41	518	12.6	52t	2
A.Foster	40	217	5.4	23	2
J.Casey	34	330	9.7	30	3
G.Graham	28	263	9.4	30	3
B.Tate	11	49	4.5	11	0
K.Martin	10	85	8.5	18	1
L.Jean	6	151	25.2	54t	1
D.Posey	6	87	14.5	36	0
J.Forsett	3	38	12.7	18	0
M.Schaub	1	-6	-6.0	-6	0
A.Gardner	0	0	0	0	0
<b>TEXANS</b>	<b>354</b>	<b>4,046</b>	<b>11.4</b>	<b>60t</b>	<b>22</b>
<b>Opponents</b>	<b>308</b>	<b>3,881</b>	<b>12.6</b>	<b>81t</b>	<b>29</b>

INTERCEPTIONS	No.	Yds	Avg	Long	TD
K.Jackson	4	71	17.8	63t	1
J.Joseph	2	88	44.0	52t	1
D.Manning	2	59	29.5	55t	1
G.Quin	2	22	11.0	22	0
B.McCain	1	86	86.0	86	0
T.Dobbins	1	7	7.0	7	0
B.Cushing	1	1	1.0	1	0
S.Keo	1	1	1.0	1	0
D.Sharpton	1	-2	-2.0	-2	0
<b>TEXANS</b>	<b>15</b>	<b>333</b>	<b>22.2</b>	<b>86</b>	<b>3</b>
<b>Opponents</b>	<b>13</b>	<b>136</b>	<b>10.5</b>	<b>26</b>	<b>0</b>

PUNTING	No.	Yds	Avg	Net	TB	In	Lg	B
D.Jones	88	4,150	47.2	40.5	5	28	66	0
<b>TEXANS</b>	<b>88</b>	<b>4,150</b>	<b>47.2</b>	<b>40.5</b>	<b>5</b>	<b>28</b>	<b>66</b>	<b>0</b>
<b>Opponents</b>	<b>90</b>	<b>4,156</b>	<b>45.2</b>	<b>40.0</b>	<b>3</b>	<b>35</b>	<b>70</b>	<b>2</b>

PUNT RETURNS	Ret	FC	Yds	Avg	Long	TD
K.Martin	22	10	267	12.1	71	0
T.Holliday	16	6	147	9.2	36	0
<b>TEXANS</b>	<b>38</b>	<b>16</b>	<b>414</b>	<b>10.9</b>	<b>71</b>	<b>0</b>
<b>Opponents</b>	<b>48</b>	<b>15</b>	<b>483</b>	<b>10.1</b>	<b>72t</b>	<b>1</b>

KICKOFF RETURNS	No.	Yds	Avg	Long	TD
K.Martin	31	741	23.9	54	0
T.Holliday	10	194	19.4	30	0
D.Manning	1	18	18.0	18	0
J.Casey	1	0	0.0	0	0
S.Keo	1	0	0.0	0	0
<b>TEXANS</b>	<b>44</b>	<b>953</b>	<b>21.7</b>	<b>54</b>	<b>0</b>
<b>Opponents</b>	<b>62</b>	<b>1,595</b>	<b>25.7</b>	<b>101t</b>	<b>2</b>

FIELD GOALS	1-19	20-29	30-39	40-49	50+
S.Graham	1/1	8/8	11/11	7/9	4/9
<b>TEXANS</b>	<b>1/1</b>	<b>8/8</b>	<b>11/11</b>	<b>7/9</b>	<b>4/9</b>
<b>Opponents</b>	<b>0/0</b>	<b>5/5</b>	<b>7/8</b>	<b>4/6</b>	<b>5/5</b>

**FUMBLES/LOST:** A. Foster, 3/2, T. Yates 2/1, B. Tate, 1/1, T. Holliday, 1/0, M. Schaub 4/0, K. Martin 1/0. **TEXANS: 12/4, Opponents: 22/14**  
**OPP. FUMBLE RECOVERIES:** T. Dobbins 4, J. Watt 2, B. James 2, C. Barwin 1, Q. Demps 1, D. Manning 1, W. Mercilus 1, D. Sharpton 1, A. Smith 1. **Total: 14**

PASSING	Att	Comp	Yds	Cmp%	Yds/Att	TD	TD%	Int	Int%	Long	Sack/Lost	Rating
M.Schaub	544	350	4,008	64.3	7.4	22	4.0	12	2.2	60t	27/216	90.7
T.Yates	10	4	38	40.0	3.8	0	0.0	1	10.0	19	1/0	11.7
<b>TEXANS</b>	<b>554</b>	<b>354</b>	<b>4,046</b>	<b>63.9</b>	<b>7.3</b>	<b>22</b>	<b>4.0</b>	<b>13</b>	<b>2.3</b>	<b>60t</b>	<b>28/216</b>	<b>89.2</b>
<b>Opponents</b>	<b>581</b>	<b>308</b>	<b>3,881</b>	<b>53.0</b>	<b>6.7</b>	<b>29</b>	<b>5.0</b>	<b>15</b>	<b>2.6</b>	<b>81t</b>	<b>44/269</b>	<b>80.0</b>

# 2012 FINAL STATISTICS (12-4)



## DEFENSIVE STATISTICS

TACKLES						Tackles	QB	INT-	Pass Def.	Forced	Fumble
	Solo	Asst	Total	Sacks	Sk Yds	For Loss	Hits	Yards		Fumbles	Recoveries
J.Watt	85	22	107	20.5	138.5	39	42	0	16	4	2
G.Quin	91	14	105	1.0	8.0	6	1	2 (22)	14	2	0
B.James	57	48	105	0.5	4.0	3	3	0	2	0	2
D.Manning	87	9	96	1.0	0.0	2	1	2 (59)	8	3	1
J.Joseph	60	7	67	0.0	0.0	0	0	2 (88)	11	0	0
K.Jackson	57	9	66	0.0	0.0	1	0	4 (71)	16	0	0
C.Barwin	39	26	65	3.0	15.0	12	16	0	4	0	1
E.Mitchell	25	30	55	0.0	0.0	1	1	0	3	1	0
A.Smith	35	16	51	7.0	51.0	7	17	0	3	2	1
T.Dobbins	30	19	49	0.0	0.0	2	2	1 (7)	4	0	4
B.Cushing	27	16	43	0.0	0.0	0	1	1 (1)	2	1	0
B.Reed	23	19	42	2.5	11.5	4	6	0	3	1	0
D.Sharpton	18	21	39	0.0	0.0	2	2	1 (-2)	2	0	1
J.Crick	17	15	32	0.0	0.0	0	2	0	2	0	0
Q.Demps	26	4	30	0.0	0.0	2	0	0	5	0	1
S.Cody	13	14	27	0.0	0.0	0	0	0	2	0	0
W.Mercilus	14	10	24	6.0	17.0	6	5	0	1	2	1
B.McCain	20	2	22	0.5	4.0	0	2	1 (86)	7	0	0
B.Ruud	8	7	15	1.0	8.0	1	1	0	2	0	0
B.Harris	10	2	12	0.0	0.0	0	0	0	3	0	0
T.Jamison	2	9	11	1.0	12.0	1	1	0	1	0	0
A.Ball	7	0	7	0.0	0.0	0	0	0	3	0	0
B.Braman	4	2	6	0.0	0.0	0	0	0	0	0	0
T.Nolan	4	1	5	0.0	0.0	0	0	0	0	0	0
R.Carmichael	5	0	5	0.0	0.0	0	0	0	1	0	0
S.Keo	2	2	4	0.0	0.0	0	0	1 (1)	1	0	0
J.Nading	1	2	3	0.0	0.0	0	0	0	0	0	0
T.McClain	0	1	1	0.0	0.0	0	0	0	0	0	0
<b>TEXANS</b>	<b>767</b>	<b>327</b>	<b>1,094</b>	<b>44.0</b>	<b>269.0</b>	<b>89</b>	<b>103</b>	<b>15 (333)</b>	<b>116</b>	<b>16</b>	<b>14</b>
<b>Opponents</b>	<b>730</b>	<b>212</b>	<b>942</b>	<b>28.0</b>	<b>216.0</b>	<b>84</b>	<b>71</b>	<b>13 (136)</b>	<b>67</b>	<b>8</b>	<b>4</b>

**MISCELLANEOUS TACKLES:** O.Daniels 4, A.Johnson 3, K.Martin 2, A.Caldwell 1, J.Casey 1, J.Forsett 1, A.Foster 1, G.Graham 1, D.Newton 1, K.Walter 1.

**MISCELLANEOUS FUMBLE RECOVERIES:** M.Schaub 2, A.Foster 1, R.Harris 1, C.Myers 1, T.Yates 1.

## SPECIAL TEAMS STATISTICS

	Solo	Asst	Total	Blocked PAT	Blocked Punt	Blocked FG	Forced Fumbles	Fumble Recoveries
B.Braman	14	2	16	0	2	0	0	0
A.Ball	11	2	13	0	0	0	1	0
J.Nading	10	3	13	0	0	0	0	0
S.Keo	7	4	11	0	0	0	0	0
T.Dobbins	7	2	9	0	0	0	0	0
Q.Demps	6	3	9	0	0	0	0	0
W.Mercilus	5	2	7	0	0	0	0	0
M.Alexander	4	1	5	0	0	0	0	0
B.McCain	5	0	5	0	0	0	0	0
D.Posey	2	3	5	0	0	0	0	0
R.Carmichael	5	0	5	0	0	0	0	0
J.Forsett	4	0	4	0	0	0	0	0
B.Ruud	4	0	4	0	0	0	0	0
T.Nolan	1	2	3	0	0	0	0	0
S.Graham	3	0	3	0	0	0	0	0
J.Casey	3	0	3	0	0	0	0	0
J.Weeks	0	2	2	0	0	0	0	0
B.Harris	2	0	2	0	0	0	0	0
D.Jones	1	1	2	0	0	0	0	0
G.Graham	1	0	1	0	0	0	0	0
D.Sharpton	1	0	1	0	0	0	0	0
E.Pleasant	1	0	1	0	0	0	0	0
T.Clutts	0	1	1	0	0	0	0	0
K.Martin	0	0	0	0	0	0	0	1
<b>TEXANS</b>	<b>97</b>	<b>28</b>	<b>125</b>	<b>0</b>	<b>2</b>	<b>0</b>	<b>1</b>	<b>1</b>
<b>Opponents</b>	<b>67</b>	<b>16</b>	<b>83</b>	<b>0</b>	<b>0</b>	<b>1</b>	<b>1</b>	<b>1</b>

# 2012 POSTSEASON STATISTICS (1-1)



Date	W/L	Score	Opponent	Attendance
1/5/13	W	19-13	Cincinnati (WC)	71,738
1/13/13	L	41-28	at New England (Div)	68,756

TEAM STATISTICS	TEXANS	Opponents
TOTAL FIRST DOWNS	49	36
Rushing	13	13
Passing	32	20
Penalty	4	3
3rd Down: Made/Att	12/32	6/22
3rd Down Pct.	37.5%	27.3%
4th Down: Made/Att	3/5	1/2
4th Down Pct.	60.0%	50.0%
POSSESSION AVG.	35:07	24:54
TOTAL NET YARDS	845	655
Avg. Per Game	422.5	327.5
Total Plays	152	113
Avg. Per Play	5.6	5.8
NET YARDS RUSHING	249	202
Avg. Per Game	124.5	101.0
Total Rushes	62	40
NET YARDS PASSING	596	453
Avg. Per Game	298.0	226.5
Sacked/Yards Lost	1/9	3/18
Gross Yards	605	471
Attempts/Completions	89/63	70/39
Completion Pct.	70.8%	55.7%
Had Intercepted	2	1
PUNTS/AVERAGE	8/38.5	10/49.7
NET PUNTING AVG.	34.5	46.6
PENALTIES/YARDS	10/75	10/107
FUMBLES/BALL LOST	3/0	1/0
TOUCHDOWNS	4	6
Rushing	2	2
Passing	2	3
Returns	0	1

SCORE BY PERIODS	1	2	3	4	OT	Total
TEXANS	6	16	7	18	0	47
Opponents	7	17	17	13	0	54

SCORING	TD	Ru	Pa	Rt	PAT	FG	2PT	TP
S.Graham	0	0	0	0	3/3	6/6	0	21
A.Foster	3	2	1	0	0/0	0/0	0	18
D.Posey	1	0	1	0	0/0	0/0	0	6
A.Johnson	0	0	0	0	0/0	0/0	1	2
<b>TEXANS</b>	<b>4</b>	<b>2</b>	<b>2</b>	<b>0</b>	<b>3/3</b>	<b>6/6</b>	<b>1</b>	<b>47</b>
<b>Opponents</b>	<b>6</b>	<b>2</b>	<b>3</b>	<b>1</b>	<b>6/6</b>	<b>4/4</b>	<b>0</b>	<b>54</b>

2-Pt. Conversions: TEXANS 1/1, Opponents: 0/0  
 SACKS: B.Reed 1.5, J.Watt 1.5. **TEXANS: 3.0, Opponents: 1.0**

FUMBLES/LOST: K. Martin 1/0, M. Schaub 1/0, K. Walter 1/0. **TEXANS: 3/0. Opponents: 0/0**

OPP. FUMBLE RECOVERIES: None

RUSHING	No.	Yds	Avg	Long	TD
A.Foster	54	230	4.3	21	2
K.Martin	1	16	16.0	16	0
M.Schaub	5	2	0.4	2	0
B.Tate	2	1	0.5	1	0
<b>TEXANS</b>	<b>62</b>	<b>249</b>	<b>4.0</b>	<b>21</b>	<b>2</b>
<b>Opponents</b>	<b>40</b>	<b>202</b>	<b>5.1</b>	<b>29</b>	<b>2</b>

Receiving	No.	Yds	Avg	Long	TD
O.Daniels	18	172	9.6	24	0
A.Foster	15	97	6.5	28	1
A.Johnson	12	157	13.1	22	0
K.Walter	6	41	6.8	12	0
G.Graham	5	42	8.4	20	0
J.Casey	4	49	12.3	20	0
D.Posey	3	47	15.7	25t	1
L.Jean	0	0	0	0	0
<b>TEXANS</b>	<b>63</b>	<b>605</b>	<b>9.6</b>	<b>28</b>	<b>2</b>
<b>Opponents</b>	<b>39</b>	<b>471</b>	<b>12.1</b>	<b>47</b>	<b>3</b>

Interceptions	No.	Yds	Avg	Long	TD
J.Joseph	1	14	14.0	14	0
<b>TEXANS</b>	<b>1</b>	<b>14</b>	<b>14.0</b>	<b>14</b>	<b>0</b>
<b>Opponents</b>	<b>2</b>	<b>27</b>	<b>13.5</b>	<b>21t</b>	<b>1</b>

PUNTING	No.	Yds	Avg	Net	TB	In	Lg	B
D.Jones	8	308	38.5	34.5	1	3	48	0
<b>TEXANS</b>	<b>8</b>	<b>308</b>	<b>38.5</b>	<b>34.5</b>	<b>1</b>	<b>3</b>	<b>48</b>	<b>0</b>
<b>Opponents</b>	<b>10</b>	<b>497</b>	<b>49.7</b>	<b>46.6</b>	<b>0</b>	<b>5</b>	<b>64</b>	<b>0</b>

PUNT RETURNS	Ret	FC	Yds	Avg	Long	TD
K.Martin	5	3	31	6.2	12	0
<b>TEXANS</b>	<b>5</b>	<b>3</b>	<b>31</b>	<b>6.2</b>	<b>12</b>	<b>0</b>
<b>Opponents</b>	<b>4</b>	<b>1</b>	<b>12</b>	<b>3.0</b>	<b>12</b>	<b>0</b>

Kickoff Returns	No.	Yds	Avg	Long	TD
D.Manning	6	263	43.8	94	0
J.Casey	1	14	14.0	14	0
<b>TEXANS</b>	<b>7</b>	<b>277</b>	<b>39.6</b>	<b>94</b>	<b>0</b>
<b>Opponents</b>	<b>9</b>	<b>207</b>	<b>23.0</b>	<b>43</b>	<b>0</b>

Field Goals	1-19	20-29	30-39	40-49	50+
S.Graham	0/0	4/4	0/0	1/1	1/1
<b>TEXANS</b>	<b>0/0</b>	<b>4/4</b>	<b>0/0</b>	<b>1/1</b>	<b>1/1</b>
<b>Opponents</b>	<b>0/0</b>	<b>0/0</b>	<b>3/3</b>	<b>1/1</b>	<b>0/0</b>

PASSING	Att	Comp	Yds	Cmp%	Yds/Att	TD	TD%	Int	Int%	Long	Sack/Lost	Rating
M.Schaub	89	63	605	70.8	6.8	2	2.2	2	2.2	28	1/9	87.5
<b>TEXANS</b>	<b>89</b>	<b>63</b>	<b>605</b>	<b>70.8</b>	<b>6.8</b>	<b>2</b>	<b>2.2</b>	<b>2</b>	<b>2.2</b>	<b>28</b>	<b>1/9</b>	<b>87.5</b>
<b>Opponents</b>	<b>70</b>	<b>39</b>	<b>471</b>	<b>55.7</b>	<b>6.7</b>	<b>3</b>	<b>4.3</b>	<b>1</b>	<b>1.4</b>	<b>47</b>	<b>3/18</b>	<b>84.9</b>

# 2012 POSTSEASON STATISTICS (1-1)



## DEFENSIVE STATISTICS

TACKLES	Solo	Asst	Total	Sacks	Sk Yds	Tackles For Loss	QB Hits	INT- Yards	Pass Def.	Forced Fumbles	Fumble Recoveries
B.James	6	9	15	0.0	0.0	2	0	0	0	0	0
G.Quin	6	8	14	0.0	0.0	1	2	0	3	0	0
J.Joseph	8	2	10	0.0	0.0	0	0	1 (14)	2	0	0
J.Watt	6	3	9	1.5	13.5	3	3	0	2	0	0
S.Keo	3	5	8	0.0	0.0	0	0	0	0	0	0
D.Manning	4	3	7	0.0	0.0	0	0	0	0	0	0
B.Reed	4	2	6	1.5	4.5	0	2	0	0	0	0
K.Jackson	4	2	6	0.0	0.0	0	0	0	2	0	0
B.Ruud	3	3	6	0.0	0.0	0	0	0	0	0	0
E.Mitchell	2	3	5	0.0	0.0	1	0	0	0	0	0
A.Smith	3	0	3	0.0	0.0	0	3	0	0	0	0
B.Harris	3	0	3	0.0	0.0	0	0	0	1	0	0
C.Barwin	2	0	2	0.0	0.0	1	0	0	1	0	0
A.Ball	1	0	1	0.0	0.0	0	0	0	0	0	0
J.Crick	0	1	1	0.0	0.0	0	0	0	0	0	0
W.Mercilus	0	1	1	0.0	0.0	0	0	0	0	0	0
<b>TEXANS</b>	<b>55</b>	<b>42</b>	<b>97</b>	<b>3.0</b>	<b>18.0</b>	<b>8</b>	<b>10</b>	<b>1 (14)</b>	<b>11</b>	<b>0</b>	<b>0</b>
<b>Opponents</b>	<b>102</b>	<b>37</b>	<b>139</b>	<b>1.0</b>	<b>9.0</b>	<b>6</b>	<b>5</b>	<b>2 (27)</b>	<b>6</b>	<b>1</b>	<b>0</b>

MISCELLANEOUS TACKLES: C.Myers 1

## SPECIAL TEAMS STATISTICS

	Solo	Asst	Total	Blocked PAT	Blocked Punt	Blocked FG	Forced Fumbles	Fumble Recoveries
A.Ball	4	0	4	0	0	0	0	0
D.Posey	2	0	2	0	0	0	0	0
Q.Demps	1	1	2	0	0	0	0	0
S.Graham	2	0	2	0	0	0	0	0
W.Mercilus	1	0	1	0	0	0	0	0
E.Pleasant	0	1	1	0	0	0	0	0
B.Braman	1	0	1	0	0	0	0	0
B.Harris	1	0	1	0	0	0	0	0
<b>TEXANS</b>	<b>12</b>	<b>2</b>	<b>14</b>	<b>0</b>	<b>0</b>	<b>0</b>	<b>0</b>	<b>0</b>
<b>Opponents</b>	<b>8</b>	<b>6</b>	<b>14</b>	<b>0</b>	<b>0</b>	<b>0</b>	<b>0</b>	<b>1</b>

# 2013 FINAL STATISTICS (2-14)



Date	W/L	Score	Opponent	Attendance
9/9	W	31-28	at San Diego	59,522
9/15	W	30-24 (OT)	Tennessee	71,718
9/22	L	30-9	at Baltimore	71,168
9/29	L	23-20 (OT)	Seattle	71,756
10/6	L	34-3	at San Francisco	69,732
10/13	L	38-13	St. Louis	71,104
10/20	L	17-16	at Kansas City	74,118
11/3	L	27-24	Indianapolis	71,778
11/10	L	27-24	at Arizona	60,845
11/17	L	28-23	Oakland	71,726
11/24	L	13-6	Jacksonville	71,659
12/1	L	34-31	New England	71,769
12/5	L	27-20	at Jacksonville	60,414
12/15	L	25-3	at Indianapolis	65,470
12/22	L	37-13	Denver	71,161
12/29	L	16-10	at Tennessee	69,143

TEAM STATISTICS	TEXANS	Opponents
TOTAL FIRST DOWNS	307	282
Rushing	90	88
Passing	198	158
Penalty	19	36
3rd Down: Made/Att	83/231	75/217
3rd Down Pct.	35.9%	34.6%
4th Down: Made/Att	6/17	3/8
4th Down Pct.	35.3%	37.5%
POSSESSION AVG.	31:00	29:00
TOTAL NET YARDS	5,556	5,081
Avg. Per Game	347.3	317.6
Total Plays	1,089	970
Avg. Per Play	5.1	5.2
NET YARDS RUSHING	1,743	1,958
Avg. Per Game	108.9	122.4
Total Rushes	414	454
NET YARDS PASSING	3,813	3,123
Avg. Per Game	238.3	195.2
Sacked/Yards Lost	42/370	32/187
Gross Yards	4,183	3,310
Attempts/Completions	633/371	484/287
Completion Pct.	58.6%	59.3%
Had Intercepted	22	7
PUNTS/AVERAGE	88/47.6	91/45.7
NET PUNTING AVG.	40.0	40.2
PENALTIES/YARDS	112/1,138	103/809
FUMBLES/BALL LOST	21/9	15/4
TOUCHDOWNS	28	48
Rushing	7	11
Passing	19	29
Returns	2	8

SCORE BY PERIODS	1	2	3	4	OT	Total
TEXANS	64	93	53	60	6	276
Opponents	97	113	106	109	3	428

SCORING	TD	Ru	Pa	Rt	PAT	FG	2PT	TP
R.Bullock	0	0	0	0	26/26	26/35	0	104
G.Graham	5	0	5	0	0/0	0/0	0	30
A.Johnson	5	0	5	0	0/0	0/0	0	30
B.Tate	4	4	0	0	0/0	0/0	0	24
O.Daniels	3	0	3	0	0/0	0/0	0	18
K.Martin	3	0	2	1	0/0	0/0	0	18
A.Foster	2	1	1	0	0/0	0/0	1	14
D.Hopkins	2	0	2	0	0/0	0/0	0	12
B.Cushing	1	0	0	1	0/0	0/0	0	6
C.Keenum	1	1	0	0	0/0	0/0	0	6
J.Grimes	1	1	0	0	0/0	0/0	0	6
R.Griffin	1	0	1	0	0/0	0/0	0	6
J.Mays	0	0	0	0	0/0	0/0	0	2
<b>TEXANS</b>	<b>28</b>	<b>7</b>	<b>19</b>	<b>2</b>	<b>26/26</b>	<b>26/35</b>	<b>1</b>	<b>276</b>
<b>Opponents</b>	<b>48</b>	<b>11</b>	<b>29</b>	<b>8</b>	<b>46/46</b>	<b>30/35</b>	<b>1</b>	<b>428</b>

2-Pt. Conversions: TEXANS 1/1, Opponents: 1/2

SACKS: J.Watt 10.5, W.Mercilus 7.0, A.Smith 5.0, B.Reed 3.0, E.Mitchell 1.5, B.Cushing 1.5, J.Mays 1.0, D.Manning 1.0, TEAM 1.0, J.Tarpinian 0.5 **TEXANS: 32.0, Opponents: 42.0**

RUSHING	No.	Yds	Avg	Long	TD
B.Tate	181	771	4.3	60	4
A.Foster	121	542	4.5	23	1
D.Johnson	49	183	3.7	29	0
J.Grimes	21	73	3.5	12	1
C.Keenum	14	72	5.1	22	1
D.Karim	12	51	4.3	14	0
M.Schaub	5	24	4.8	7	0
C.Wood	3	9	3.0	5	0
R.Graham	4	8	2.0	4	0
S.Keo	1	8	8.0	8	0
G.Jones	2	2	1.0	4	0
T.Yates	1	0	0.0	0	0
<b>TEXANS</b>	<b>414</b>	<b>1,743</b>	<b>4.2</b>	<b>60</b>	<b>7</b>
<b>Opponents</b>	<b>454</b>	<b>1,958</b>	<b>4.3</b>	<b>80t</b>	<b>11</b>

RECEIVING	No.	Yds	Avg	Long	TD
A.Johnson	109	1,407	12.9	62t	5
D.Hopkins	52	802	15.4	66	2
G.Graham	49	545	11.1	42t	5
B.Tate	34	140	4.1	10	0
O.Daniels	24	252	10.5	28	3
K.Martin	22	253	11.5	32	2
A.Foster	22	183	8.3	41	1
R.Griffin	19	244	12.8	40	1
D.Posey	15	155	10.3	42	0
D.Johnson	8	46	5.8	14	0
J.Grimes	6	76	12.7	31	0
G.Jones	5	34	6.8	19	0
L.Jean	4	35	8.8	11	0
R.Graham	1	12	12.0	12	0
D.Karim	1	-1	-1.0	0	0
<b>TEXANS</b>	<b>371</b>	<b>4,183</b>	<b>11.3</b>	<b>66</b>	<b>19</b>
<b>Opponents</b>	<b>287</b>	<b>3,310</b>	<b>11.5</b>	<b>64t</b>	<b>29</b>

INTERCEPTIONS	No.	Yds	Avg	Long	TD
J.Joseph	3	64	21.3	32	0
B.Cushing	1	18	18.0	18t	1
S.Keo	1	4	4.0	4	0
D.Swearinger	1	0	0.0	0	0
B.McCain	1	0	0.0	0	0
<b>TEXANS</b>	<b>7</b>	<b>86</b>	<b>12.3</b>	<b>32</b>	<b>1</b>
<b>Opponents</b>	<b>22</b>	<b>357</b>	<b>16.2</b>	<b>98t</b>	<b>5</b>

PUNTING	No.	Yds	Avg	Net	TB	In	Lg	B
S.Lechler	88	4,189	47.6	40.0	7	34	65	0
<b>TEXANS</b>	<b>88</b>	<b>4,189</b>	<b>47.6</b>	<b>40.0</b>	<b>7</b>	<b>34</b>	<b>65</b>	<b>0</b>
<b>Opponents</b>	<b>91</b>	<b>4,161</b>	<b>45.7</b>	<b>40.2</b>	<b>7</b>	<b>31</b>	<b>64</b>	<b>0</b>

PUNT RETURNS	Ret	FC	Yds	Avg	Long	TD
K.Martin	39	21	345	8.8	87t	1
S.Keo	3	0	15	5.0	9	0
<b>TEXANS</b>	<b>42</b>	<b>21</b>	<b>360</b>	<b>8.6</b>	<b>87t</b>	<b>1</b>
<b>Opponents</b>	<b>43</b>	<b>23</b>	<b>530</b>	<b>12.3</b>	<b>82t</b>	<b>1</b>

KICKOFF RETURNS	No.	Yds	Avg	Long	TD
K.Martin	36	947	26.3	50	0
D.Johnson	6	151	25.2	32	0
D.Karim	4	78	19.5	31	0
G.Jones	2	43	21.5	26	0
C.Wood	1	20	20.0	20	0
D.Manning	1	18	18.0	18	0
J.Crick	1	0	0.0	0	0
<b>TEXANS</b>	<b>51</b>	<b>1,257</b>	<b>24.6</b>	<b>50</b>	<b>0</b>
<b>Opponents</b>	<b>39</b>	<b>1,004</b>	<b>25.7</b>	<b>57</b>	<b>0</b>

FIELD GOALS	1-19	20-29	30-39	40-49	50+
R.Bullock	1/1	7/7	5/5	12/17	1/5
<b>TEXANS</b>	<b>1/1</b>	<b>7/7</b>	<b>5/5</b>	<b>12/17</b>	<b>1/5</b>
<b>Opponents</b>	<b>0/0</b>	<b>5/5</b>	<b>10/10</b>	<b>11/14</b>	<b>4/6</b>

FUMBLES/LOST: C. Keenum 6/2, B.Tate 5/2, D. Hopkins 1/1, J. Grimes 1/1, M. Schaub 2/1, K. Martin 2/1, G. Graham 2/1, C. Myers 1/0, T. Yates 1/0

TEXANS: 21/9, Opponents: 15/4

OPP. FUMBLE RECOVERIES: J. Watt 2, K. Jackson 1, T. McClain 1. Total: 4

PASSING	Att	Comp	Yds	Cmp%	Yds/Att	TD	TD%	Int	Int%	Long	Sack/Lost	Rating
M.Schaub	358	219	2,310	61.2	6.5	10	2.8	14	3.9	46	21/162	73.0
C.Keenum	253	137	1,760	54.2	7.0	9	3.6	6	2.4	66	19/201	78.2
T.Yates	22	15	113	68.2	5.1	0	0.0	2	9.1	20	2/7	42.4
<b>TEXANS</b>	<b>633</b>	<b>371</b>	<b>4,183</b>	<b>58.6</b>	<b>6.6</b>	<b>19</b>	<b>3.0</b>	<b>22</b>	<b>3.5</b>	<b>66</b>	<b>42/370</b>	<b>74.0</b>
<b>Opponents</b>	<b>484</b>	<b>287</b>	<b>3,310</b>	<b>59.3</b>	<b>6.8</b>	<b>29</b>	<b>6.0</b>	<b>7</b>	<b>1.4</b>	<b>64t</b>	<b>32/187</b>	<b>93.9</b>

# 2013 FINAL STATISTICS (2-14)



## DEFENSIVE STATISTICS

TACKLES	Solo	Asst	Total	Sacks	Sk Yds	Tackles For Loss	QB Hits	INT-Yards	Pass Def.	Forced Fumbles	Fumble Recoveries
D.Sharpton	69	58	127	0.0	0.0	2	4	0	1	1	0
J.Watt	80	37	117	10.5	70.5	22	46	0	7	4	2
E.Mitchell	33	54	87	1.5	9.5	2	3	0	0	0	0
B.Reed	48	39	87	3.0	17.0	9	6	0	0	0	0
J.Mays	41	43	84	1.0	7.0	6	4	0	3	0	0
D.Swearinger	62	21	83	0.0	0.0	3	0	1 (0)	4	1	0
B.Cushing	44	21	65	1.5	4.5	6	4	1 (18)	3	1	0
W.Mercilus	35	30	65	7.0	36.0	6	18	0	0	0	0
S.Keo	53	11	64	0.0	0.0	0	0	1 (4)	6	0	0
K.Jackson	58	4	62	0.0	0.0	1	0	0	9	0	1
J.Joseph	51	4	55	0.0	0.0	1	1	3 (64)	16	0	0
A.Smith	29	21	50	5.0	29.5	8	13	0	0	1	0
D.Manning	31	4	35	1.0	6.0	1	1	0	2	0	0
J.Crick	15	18	33	0.0	0.0	1	2	0	3	0	0
B.McCain	23	7	30	0.0	0.0	0	0	1 (0)	7	0	0
J.Tarpinian	16	13	29	0.5	3.0	2	2	0	1	0	0
E.Reed	15	6	21	0.0	0.0	0	0	0	0	0	0
T.McClain	9	12	21	0.0	0.0	0	1	0	0	0	1
B.Harris	15	5	20	0.0	0.0	0	0	0	4	0	0
E.Pleasant	13	2	15	0.0	0.0	0	0	0	2	0	0
J.Tuggle	3	1	4	0.0	0.0	0	0	0	0	0	0
T.Jamison	1	3	4	0.0	0.0	0	0	0	0	0	0
W.Jefferson	2	1	3	0.0	0.0	0	0	0	0	0	0
R.Sapp	0	1	1	0.0	0.0	0	0	0	0	0	0
TEAM	1	0	1	1.0	4.0	0	0	0	0	0	0
<b>TEXANS</b>	<b>747</b>	<b>416</b>	<b>1,163</b>	<b>32.0</b>	<b>187.0</b>	<b>70</b>	<b>105</b>	<b>7 (86)</b>	<b>72</b>	<b>8</b>	<b>4</b>
<b>Opponents</b>	<b>725</b>	<b>213</b>	<b>948</b>	<b>42.0</b>	<b>370.0</b>	<b>81</b>	<b>110</b>	<b>22 (357)</b>	<b>98</b>	<b>17</b>	<b>9</b>

MISCELLANEOUS TACKLES: A.Johnson 6, D.Hopkins 3, D.Brown 2, B.Tate 2, G.Jones 2, W.Smith 2, B.Brooks 1, O.Daniels 1, R.Griffin 1, D.Newton 1, T.Yates 1

MISCELLANEOUS FUMBLE RECOVERIES: B.Brooks 2, D.Brown 1, G.Graham 1, A.Johnson 1, B.Jones 1, G.Jones 1, B.Tate 1, T.Yates 1

## SPECIAL TEAMS STATISTICS

TACKLES	Solo	Asst	Total	Blocked PAT	Blocked Punt	Blocked FG	Forced Fumbles	Fumble Recoveries
J.Tuggle	10	1	11	0	0	0	1	0
E.Pleasant	8	0	8	0	0	0	0	0
B.Braman	8	0	8	0	0	0	0	0
E.Mack	8	0	8	0	0	0	0	0
J.Weeks	2	4	6	0	0	0	0	0
J.Victorian	4	1	5	0	0	0	0	0
D.Swearinger	4	0	4	0	0	0	0	0
B.McCain	4	0	4	0	0	0	0	0
R.Griffin	3	1	4	0	0	0	0	0
S.Keo	3	0	3	0	0	0	0	0
B.Harris	3	0	3	0	0	0	0	0
M.Mohamed	3	0	3	0	0	0	0	0
A.Bouye	2	0	2	0	0	0	0	0
S.Lechler	2	0	2	0	0	0	0	0
G.Jones	2	0	2	0	0	0	0	0
J.Tarpinian	1	1	2	0	0	0	0	0
J.Grimes	1	0	1	0	0	0	0	0
J.Starling	1	0	1	0	0	0	0	0
D.Karim	1	0	1	0	0	0	0	0
D.Smith	1	0	1	0	0	0	0	0
L.Jean	1	0	1	0	0	0	0	0
J.Mays	1	0	1	0	0	0	0	0
T.Gooden	1	0	1	0	0	0	0	0
R.Bullock	1	0	1	0	0	0	0	0
J.Watt	0	0	0	0	0	2	0	0
<b>TEXANS</b>	<b>75</b>	<b>8</b>	<b>83</b>	<b>0</b>	<b>0</b>	<b>2</b>	<b>1</b>	<b>0</b>
<b>Opponents</b>	<b>89</b>	<b>16</b>	<b>105</b>	<b>0</b>	<b>0</b>	<b>1</b>	<b>2</b>	<b>4</b>

# 2014 FINAL STATISTICS (9-7)



Date	W/L	Score	Opponent	Attendance
9/7	W	17-6	Washington	71,770
9/14	W	30-14	at Oakland	54,063
9/21	L	30-17	at New York Giants	77,462
9/28	W	23-17	Buffalo	71,756
10/5	L	20-17(OT)	at Dallas	91,159
10/9	L	33-28	Indianapolis	71,787
10/20	L	30-23	at Pittsburgh	56,375
10/26	W	30-16	at Tennessee	69,143
11/2	L	31-21	Philadelphia	71,780
11/16	W	23-7	at Cleveland	67,431
11/23	L	22-13	Cincinnati	71,777
11/30	W	45-21	Tennessee	71,714
12/7	W	27-13	at Jacksonville	61,070
12/14	L	17-10	at Indianapolis	65,148
12/21	W	25-13	Baltimore	71,771
12/28	W	23-17	Jacksonville	71,777

TEAM STATISTICS	TEXANS	Opponents
TOTAL FIRST DOWNS	313	329
Rushing	108	89
Passing	171	206
Penalty	34	34
3rd Down: Made/Att	91/235	74/218
3rd Down Pct.	38.7%	33.9%
4th Down: Made/Att	10/17	6/17
4th Down Pct.	58.8%	35.3%
POSSESSION AVG.	30:53	29:07
TOTAL NET YARDS	5,513	5,571
Avg. Per Game	344.6	348.2
Total Plays	1,062	1,077
Avg. Per Play	5.2	5.2
NET YARDS RUSHING	2,161	1,681
Avg. Per Game	135.1	105.1
Total Rushes	551	420
NET YARDS PASSING	3,352	3,890
Avg. Per Game	209.5	243.1
Sacked/Yards Lost	26/108	38/251
Gross Yards	3,460	4,141
Attempts/Completions	485/295	619/363
Completion Pct.	60.8%	58.6%
Had Intercepted	13	20
PUNTS/AVERAGE	84/45.8	83/45.1
NET PUNTING AVG.	38.7	41.4
PENALTIES/YARDS	94/834	99/786
FUMBLES/BALL LOST	19/9	24/14
TOUCHDOWNS	40	36
Rushing	12	6
Passing	22	28
Returns	6	2

SCORE BY PERIODS	1	2	3	4	OT	Total
TEXANS	69	111	88	104	0	372
Opponents	58	99	64	83	3	307

SCORING	TD	Ru	Pa	Rt	PAT	FG	2PT	TP
R.Bullock	0	0	0	0	40/40	30/35	0	130
A.Foster	13	8	5	0	0/0	0/0	0	78
D.Hopkins	6	0	6	0	0/0	0/0	0	36
J.Watt	5	0	3	2	0/0	0/0	0	32
A.Blue	4	2	1	1	0/0	0/0	0	24
A.Johnson	3	0	3	0	0/0	0/0	0	18
R.Fitzpatrick	2	2	0	0	0/0	0/0	0	12
J.Joseph	1	0	0	1	0/0	0/0	0	6
G.Graham	1	0	1	0	0/0	0/0	0	6
K.Lewis	1	0	0	1	0/0	0/0	0	6
D.Johnson	1	0	1	0	0/0	0/0	0	6
R.Griffin	1	0	1	0	0/0	0/0	0	6
A.Bouye	1	0	0	1	0/0	0/0	0	6
C.Fiedorowicz	1	0	1	0	0/0	0/0	0	6
<b>TEXANS</b>	<b>40</b>	<b>12</b>	<b>22</b>	<b>6</b>	<b>40/40</b>	<b>30/35</b>	<b>0</b>	<b>372</b>
<b>Opponents</b>	<b>36</b>	<b>6</b>	<b>28</b>	<b>2</b>	<b>32/33</b>	<b>19/22</b>	<b>0</b>	<b>307</b>

2-Pt. Conversions: TEXANS 0/0, Opponents: 0/3  
 Sacks: J.Watt 20.5, W.Mercilus 5.0, J.Crick 3.5, B.Reed 3.0, T.Jamison 1.5, J.Simon 1.5, D.Swearinger 1.0, B.Cushing 1.0, A.Dent 1.0. **TEXANS: 38.0, Opponents: 26.0**

FUMBLES/LOST: A. Johnson 3/3, A. Foster 2/2, D. Hopkins 2/1, R. Fitzpatrick 5/1, T. Savage 2/1, C. Keenum 1/1, D. Johnson 2/0, D. Manning 1/0, C. Myers 1/0  
**TEXANS: 18/8, Opponents: 22/14**

OPP. FUMBLE RECOVERIES: J. Watt 5, J. Joseph 2, A. Blue 1, A. Bouye, D. Hopkins 1, T. Jamison 1, K. Lewis 1, D. Swearinger 1, J. Tuggle 1. **Total: 14**

PASSING	Att	Comp	Yds	Cmp%	Yds/Att	TD	TD%	Int	Int%	Long	Sack/Lost	Rating
R.Fitzpatrick	312	197	2,483	63.1	8.0	17	5.4	8	2.6	76t	21/83	95.3
C.Keenum	77	45	435	58.4	5.6	2	2.6	2	2.6	35	3/15	72.2
R.Mallett	75	41	400	54.7	5.3	2	2.7	2	2.7	41	1/5	67.6
T.Savage	19	10	127	52.6	6.7	0	0.0	1	5.3	35	1/5	51.9
S.Lechler	1	1	10	100.0	10.0	0	0.0	0	0.0	10	0/0	108.3
A.Foster	1	1	5	100.0	5.0	1	100.0	0	0.0	5t	0/0	127.1
<b>TEXANS</b>	<b>485</b>	<b>295</b>	<b>3,460</b>	<b>60.8</b>	<b>7.1</b>	<b>22</b>	<b>4.5</b>	<b>13</b>	<b>2.7</b>	<b>76t</b>	<b>26/108</b>	<b>86.5</b>
<b>Opponents</b>	<b>619</b>	<b>363</b>	<b>4,141</b>	<b>58.6</b>	<b>6.7</b>	<b>28</b>	<b>4.5</b>	<b>20</b>	<b>3.2</b>	<b>80t</b>	<b>38/251</b>	<b>80.4</b>

RUSHING	No.	Yds	Avg	Long	TD
A.Foster	260	1,246	4.8	51	8
A.Blue	169	528	3.1	46	2
R.Fitzpatrick	50	184	3.7	16	2
J.Grimes	39	153	3.9	11	0
C.Keenum	10	35	3.5	13	0
D.Johnson	5	19	3.8	12	0
R.Brown	6	4	0.7	2	0
R.Mallett	6	-2	-0.3	2	0
T.Savage	6	-6	-1.0	1	0
<b>TEXANS</b>	<b>551</b>	<b>2,161</b>	<b>3.9</b>	<b>51</b>	<b>12</b>
<b>Opponents</b>	<b>420</b>	<b>1,681</b>	<b>4.0</b>	<b>41</b>	<b>6</b>

RECEIVING	No.	Yds	Avg	Long	TD
A.Johnson	85	936	11.0	35	3
D.Hopkins	76	1,210	15.9	76t	6
A.Foster	38	327	8.6	56t	5
D.Johnson	31	331	10.7	44t	1
G.Graham	18	197	10.9	26	1
A.Blue	15	113	7.5	22	1
R.Griffin	10	91	9.1	25	1
J.Grimes	6	86	14.3	31	0
K.Martin	6	78	13.0	32	0
C.Fiedorowicz	4	28	7.0	9	1
J.Watt	3	4	1.3	2t	3
D.Posey	1	30	30.0	30	0
J.Prosch	1	24	24.0	24	0
R.Brown	1	5	5.0	5	0
<b>TEXANS</b>	<b>295</b>	<b>3,460</b>	<b>11.7</b>	<b>76t</b>	<b>22</b>
<b>Opponents</b>	<b>363</b>	<b>4,141</b>	<b>11.4</b>	<b>80t</b>	<b>28</b>

INTERCEPTIONS	No.	Yds	Avg	Long	TD
A.Bouye	3	120	40.0	67	1
K.Jackson	3	97	32.3	65	0
J.Rolle	3	25	8.3	13	0
J.Joseph	2	85	42.5	60t	1
K.Lewis	2	32	16.0	27t	1
D.Swearinger	2	31	15.5	25	0
J.Watt	1	80	80.0	80t	1
J.Tuggle	1	8	8.0	8	0
B.Reed	1	5	5.0	5	0
M.Mohamed	1	0	0.0	0	0
D.Morris	1	0	0.0	0	0
<b>TEXANS</b>	<b>20</b>	<b>483</b>	<b>24.2</b>	<b>80t</b>	<b>4</b>
<b>Opponents</b>	<b>13</b>	<b>120</b>	<b>9.2</b>	<b>55t</b>	<b>1</b>

PUNTING	No.	Yds	Avg	Net	TB	In	Lg	B
S.Lechler	83	3,845	46.3	38.7	10	27	71	1
<b>TEXANS</b>	<b>84</b>	<b>3,845</b>	<b>45.8</b>	<b>38.7</b>	<b>10</b>	<b>27</b>	<b>71</b>	<b>1</b>
<b>Opponents</b>	<b>83</b>	<b>3,742</b>	<b>45.1</b>	<b>41.4</b>	<b>5</b>	<b>34</b>	<b>62</b>	<b>1</b>

PUNT RETURNS	Ret	FC	Yds	Avg	Long	TD
K.Martin	25	24	154	6.2	21	0
D.Johnson	9	4	54	6.0	12	0
<b>TEXANS</b>	<b>34</b>	<b>28</b>	<b>208</b>	<b>6.1</b>	<b>21</b>	<b>0</b>
<b>Opponents</b>	<b>32</b>	<b>24</b>	<b>396</b>	<b>12.4</b>	<b>48</b>	<b>0</b>

KICKOFF RETURNS	No.	Yds	Avg	Long	TD
D.Manning	13	267	20.5	41	0
D.Johnson	6	136	22.7	31	0
K.Martin	1	19	19.0	19	0
<b>TEXANS</b>	<b>20</b>	<b>422</b>	<b>21.1</b>	<b>41</b>	<b>0</b>
<b>Opponents</b>	<b>45</b>	<b>1,169</b>	<b>26.0</b>	<b>42</b>	<b>0</b>

FIELD GOALS	1-19	20-29	30-39	40-49	50+
R.Bullock	0/0	6/7	13/15	7/8	4/5
<b>TEXANS</b>	<b>0/0</b>	<b>6/7</b>	<b>13/15</b>	<b>7/8</b>	<b>4/5</b>
<b>Opponents</b>	<b>0/0</b>	<b>3/3</b>	<b>10/11</b>	<b>5/5</b>	<b>1/3</b>

# 2014 FINAL STATISTICS (9-7)



## DEFENSIVE STATISTICS

TACKLES	Solo	Asst	Total	Sk	Sk Yds	TFL	QBH	Int (Yd)	PD	FF	FR
K.Lewis	52	32	84	0.0	0.0	4	1	2 (32)	6	3	1
J.Watt	59	19	78	20.5	140.0	29	50	1 (80)	10	4	5
J.Joseph	70	5	75	0.0	0.0	1	0	2 (85)	11	2	2
D.Swearinger	52	22	74	1.0	8.0	3	3	2 (31)	6	3	1
B.Cushing	41	31	72	1.0	8.0	1	9	0	2	1	0
M.Mohamed	31	27	58	0.0	0.0	2	1	1 (0)	6	0	0
K.Jackson	48	9	57	0.0	0.0	4	1	3 (97)	9	0	0
J.Crick	29	27	56	3.5	20.0	6	11	0	6	0	0
A.Bouye	47	7	54	0.0	0.0	1	0	3 (120)	10	1	1
W.Mercilus	31	19	50	5.0	30.0	9	11	0	0	2	0
B.Reed	25	16	41	3.0	19.0	5	10	1 (5)	4	0	0
D.Manning	25	12	37	0.0	0.0	1	1	0	2	0	0
J.Tuggle	19	17	36	0.0	0.0	1	1	1 (8)	2	0	1
D.Morris	25	5	30	0.0	0.0	1	0	1 (0)	7	0	0
A.Dent	20	7	27	1.0	7.0	2	6	0	0	0	0
R.Pickett	11	9	20	0.0	0.0	0	0	0	3	0	0
T.Jamison	12	7	19	1.5	14.0	1	3	0	0	0	1
A.Hal	15	3	18	0.0	0.0	0	0	0	4	0	0
J.Rolle	14	1	15	0.0	0.0	1	0	3 (25)	4	0	0
J.Powe	6	4	10	0.0	0.0	1	0	0	1	0	0
J.Pagan	5	5	10	0.0	0.0	1	0	0	0	0	0
J.Simon	4	5	9	1.5	5.0	2	6	0	1	0	0
J.Clowney	5	2	7	0.0	0.0	3	0	0	0	0	0
E.Mack	4	0	4	0.0	0.0	0	0	0	0	0	0
R.Sapp	2	0	2	0.0	0.0	0	0	0	0	0	0
J.Tarpinian	1	1	2	0.0	0.0	0	0	0	0	0	0
E.Pleasant	1	0	1	0.0	0.0	0	0	0	1	0	0
J.Ankrah	1	0	1	0.0	0.0	0	0	0	0	0	0
J.Watt	1	0	1	0.0	0.0	0	0	0	0	0	0
TEAM	1	0	1	0.0	0.0	0	0	0	0	0	0
TEXANS	656	292	948	38.0	251.0	79	114	20 (483)	95	16	12
Opponents	691	306	997	26.0	108.0	75	80	13 (120)	69	11	9

**MISCELLANEOUS TACKLES:** A.Johnson 4, B.Jones 3, D.Johnson 2, C.Fiedorowicz 1, A.Foster 1, G.Graham 1, R.Griffin 1, D.Hopkins 1, K.Martin 1, C.Myers 1  
**MISCELLANEOUS FUMBLE RECOVERIES:** R.Fitzpatrick 4, D.Hopkins 2, A.Blue 1, T.Savage 1

## IMPACT STATISTICS

SACKS	Player	Sacks	Yards
J.Watt		20.5	140.0
W.Mercilus		5.0	30.0
J.Crick		3.5	20.0
B.Reed		3.0	19.0
J.Simon		1.5	5.0
T.Jamison		1.5	14.0
D.Swearinger		1.0	8.0
A.Dent		1.0	7.0
B.Cushing		1.0	8.0
Totals		38.0	251.0

INTERCEPTIONS	Player	Int	Yards	Long
A.Bouye		3	120	51t
K.Jackson		3	97	65
J.Rolle		3	25	13
J.Joseph		2	85	60t
K.Lewis		2	32	27t
D.Swearinger		2	31	25
J.Watt		1	80	80t
J.Tuggle		1	8	8
B.Reed		1	5	5
M.Mohamed		1	0	0
D.Morris		1	0	0
Totals		20	483	80t

FUMBLES FORCED AND RECOVERED	Player	FF	FR
J.Watt		4	5
J.Joseph		2	2
K.Lewis		3	1
D.Swearinger		3	1
A.Bouye		1	1
T.Jamison		0	1
J.Tuggle		0	1
W.Mercilus		2	0
B.Cushing		1	0
Totals		16	12

## SPECIAL TEAMS STATISTICS

TACKLES	Solo	Asst	Total	Blocked PAT	Blocked Punt	Blocked FG	FF	FR
J.Tarpinian	7	5	12	0	0	0	1	0
A.Dent	5	6	11	0	0	0	0	0
M.Mohamed	8	1	9	0	0	0	0	0
D.Manning	7	2	9	0	0	0	0	1
J.Grimes	5	1	6	0	0	0	0	0
A.Bouye	5	0	5	0	0	0	0	0
E.Pleasant	4	1	5	0	0	0	0	0
A.Blue	3	1	4	0	1	0	0	1
J.Rolle	3	1	4	0	0	0	0	0
J.Simon	3	0	3	0	0	0	0	0
A.Hal	3	0	3	0	0	0	0	0
J.Prosch	1	2	3	0	0	0	0	0
J.Tuggle	2	1	3	0	0	0	0	0
E.Mack	2	0	2	0	0	0	0	0
J.Weeks	2	0	2	0	0	0	0	0
A.Denham	2	0	2	0	0	0	0	0
D.Morris	1	0	1	0	0	0	0	0
M.Bullough	1	0	1	0	0	0	0	0
Z.Diles	1	0	1	0	0	0	0	0
R.Griffin	1	0	1	0	0	0	0	0
R.Bullock	1	0	1	0	0	0	0	0
R.Sapp	0	1	1	0	0	0	0	0
D.Johnson	0	0	0	0	0	0	0	1
J.Watt	0	0	0	1	0	0	0	0
TEXANS	67	22	89	1	1	0	1	3
Opponents	50	19	69	0	1	2	0	0

## QUARTERBACK HITS

Player	QBH
J.Watt	50
W.Mercilus	11
J.Crick	11
B.Reed	10
B.Cushing	9
J.Simon	6
A.Dent	6
D.Swearinger	3
T.Jamison	3
K.Lewis	1
K.Jackson	1
M.Mohamed	1
J.Tuggle	1
D.Manning	1
Totals	114

## PASSES DEFENSED

Player	PD
J.Joseph	11
J.Watt	10
A.Bouye	10
K.Jackson	9
D.Morris	7
M.Mohamed	6
K.Lewis	6
D.Swearinger	6
J.Crick	6
B.Reed	4
J.Rolle	4
A.Hal	4
R.Pickett	3
D.Manning	2
B.Cushing	2
J.Tuggle	2
J.Simon	1
E.Pleasant	1
J.Powe	1
Totals	95

## TACKLES FOR LOSS

Player	TFL
J.Watt	29
W.Mercilus	9
J.Crick	6
B.Reed	5
K.Lewis	4
K.Jackson	4
D.Swearinger	3
J.Clowney	3
M.Mohamed	2
A.Dent	2
J.Simon	2
B.Cushing	1
J.Joseph	1
A.Bouye	1
J.Tuggle	1
D.Manning	1
J.Pagan	1
D.Morris	1
T.Jamison	1
J.Powe	1
J.Rolle	1
Totals	79



# 2015 FINAL STATISTICS (9-7)



Date	W/L	Score	Opponent	Attendance
9/13/2015	L	20-27	Kansas City Chiefs	71,776
9/20/2015	L	17-24	at Carolina Panthers	73,254
9/27/2015	W	19-9	Tampa Bay Buccaneers	71,718
10/4/2015	L	21-48	at Atlanta Falcons	69,904
10/8/2015	L	20-27	Indianapolis Colts	71,732
10/18/2015	W	31-20	at Jacksonville Jaguars	58,085
10/25/2015	L	26-44	at Miami Dolphins	65,251
11/2/2015	W	20-6	Tennessee Titans	71,630
11/16/2015	W	10-6	at Cincinnati Bengals	61,381
11/22/2015	W	24-17	New York Jets	71,718
11/29/2015	W	24-6	New Orleans Saints	71,778
12/6/2015	L	21-30	at Buffalo Bills	68,544
12/13/2015	L	6-27	New England Patriots	71,908
12/20/2015	W	16-10	at Indianapolis Colts	66,083
12/27/2015	W	34-6	at Tennessee Titans	62,153
1/3/2016	W	30-6	Jacksonville Jaguars	71,899

TEXANS STATISTICS		TEXANS	Opponents
<b>TOTAL FIRST DOWNS</b>			
Rushing		90	79
Passing		210	173
Penalty		35	29
3rd Down: Made/Att		96/249	61/214
3rd Down Pct.		38.6%	28.5%
4th Down: Made/Att		6/19	7/12
4th Down Pct.		31.6%	58.3%
POSSESSION AVG.		30:48	29:12
<b>TOTAL NET YARDS</b>			
Avg. Per Game		347.8	310.2
Total Plays		1127	986
Avg. Per Play		4.9	5.0
<b>NET YARDS RUSHING</b>			
Avg. Per Game		108.2	99.8
Total Rushes		472	388
<b>NET YARDS PASSING</b>			
Avg. Per Game		383.3	336.6
Total Passes		239.6	210.4
Sacked/Yards Lost		36/246	45/311
Gross Yards		4079	3677
Attempts/Completions		619/358	553/326
Completion Pct.		57.8%	59.0%
Had Intercepted		12	14
<b>PUNTS/AVERAGE</b>			
NET PUNTING AVG.		96/47.2	101/46.5
PENALTIES/YARDS		38.6	41.5
FUMBLES/BALL LOST		107/910	116/991
<b>TOUCHDOWNS</b>			
Rushing		39	37
Passing		7	10
Returns		29	24
		3	3

SCORE BY PERIODS	1	2	3	4	OT	Total
TEXANS	59	76	81	123	0	339
Opponents	72	132	51	58	0	313

SCORING	TD	Ru	Pa	Rt	PAT	FG	2PT	TP
N.Novak	0	0	0	0	29/31	18/21	0	83
D.Hopkins	11	0	11	0	0/0	0/0	1	68
N.Washington	4	0	4	0	0/0	0/0	0	24
R.Bullock	0	0	0	0	3/5	5/6	0	18
A.Foster	3	1	2	0	0/0	0/0	0	18
A.Blue	3	2	1	0	0/0	0/0	0	18
J.Strong	3	0	3	0	0/0	0/0	0	18
J.Grimes	2	1	1	0	0/0	0/0	1	14
C.Shorts	2	0	2	0	0/0	0/0	0	12
R.Griffin	2	0	2	0	0/0	0/0	0	12
C.Polk	2	1	1	0	0/0	0/0	0	12
Q.Demps	1	0	0	1	0/0	0/0	0	6
G.Graham	1	0	1	0	0/0	0/0	0	6
K.Jackson	1	0	0	1	0/0	0/0	0	6
R.Mallett	1	1	0	0	0/0	0/0	0	6
B.Weeden	1	1	0	0	0/0	0/0	0	6
A.Hal	1	0	0	1	0/0	0/0	0	6
C.Fiedorowicz	1	0	1	0	0/0	0/0	0	6
TEXANS	39	7	29	3	32/36	23/27	2	339
Opponents	37	10	24	3	31/35	20/26	0	313
2-Pt. Conversions: TEXANS 2/3, Opponents 0/2								

**SACKS:** J.Watt 17.5, W.Mercilus 12.0, J.Simon 5.0, J.Clowney 4.5, C.Covington 2.0, J.Crick 2.0, B.McKinney 1.0, E.Pleasant 0.5, Q.Demps 0.5 **TEXANS: 45.0, Opponents: 36.0**  
**FUMBLES LOST:** B.Hoyer 2, A.Foster 1, C.Shorts 1, T.Yates 1, B.Weeden 1, A.Blue 1, C.Fiedorowicz 1 **TEXANS: 8**  
**OPP. FUMBLE RECOVERIES:** Q.Demps 2, J.Crick 2, E.Pleasant 1, W.Mercilus 1, J.Simon 1, J.Weeks 1, K.Jackson 1, J.Watt 1, J.Joseph 1 **TEXANS: 11**

RUSHING	No.	Yds	Avg	Long	TD
A.Blue	183	698	3.8	41	2
C.Polk	99	334	3.4	20	1
J.Grimes	56	282	5.0	37	1
A.Foster	63	163	2.6	16	1
A.Hunt	17	96	5.6	25	0
C.Shorts	10	47	4.7	12	0
B.Hoyer	15	44	2.9	15	0
J.Prosch	6	33	5.5	16	0
B.Weeden	7	17	2.4	7t	1
R.Mallett	4	11	2.8	6t	1
B.Daniels	6	6	1.0	6	0
T.Yates	6	0	0.0	7	0
<b>TEXANS</b>	<b>472</b>	<b>1731</b>	<b>3.7</b>	<b>41</b>	<b>7</b>
<b>Opponents</b>	<b>388</b>	<b>1597</b>	<b>4.1</b>	<b>85t</b>	<b>10</b>

RECEIVING	No.	Yds	Avg	Long	TD
D.Hopkins	111	1521	13.7	61t	11
N.Washington	47	658	14.0	49	4
C.Shorts	42	484	11.5	42	2
J.Grimes	26	173	6.7	19	1
A.Foster	22	227	10.3	32	2
R.Griffin	20	251	12.6	37	2
C.Fiedorowicz	17	167	9.8	25	1
C.Polk	16	109	6.8	12	1
A.Blue	15	109	7.3	21t	1
J.Strong	14	161	11.5	42t	3
K.Mumphery	14	129	9.2	26	0
A.Hunt	6	39	6.5	27	0
G.Graham	4	30	7.5	9	1
C.Worthy	3	14	4.7	12	0
K.Lamm	1	7	7.0	7	0
J.Prosch	0	0	0	0	0
J.Watt	0	0	0	0	0
<b>TEXANS</b>	<b>358</b>	<b>4079</b>	<b>11.4</b>	<b>61t</b>	<b>29</b>
<b>Opponents</b>	<b>326</b>	<b>3677</b>	<b>11.3</b>	<b>55</b>	<b>24</b>

INTERCEPTIONS	No.	Yds	Avg	Long	TD
A.Hal	4	54	13.5	31t	1
K.Jackson	2	77	38.5	50	1
A.Bouye	2	9	4.5	9	0
E.Pleasant	2	-1	-0.5	0	0
K.Johnson	1	22	22.0	22	0
R.Moore	1	17	17.0	17	0
J.Joseph	1	2	2.0	2	0
Q.Demps	1	0	0.0	0	0
<b>TEXANS</b>	<b>14</b>	<b>180</b>	<b>12.9</b>	<b>50</b>	<b>2</b>
<b>Opponents</b>	<b>12</b>	<b>123</b>	<b>10.3</b>	<b>38</b>	<b>1</b>

PUNTING	No.	Yds	Avg	Net	TB	In	Lg	B
S.Lechler	95	4497	47.3	38.8	10	24	64	0
N.Novak	1	36	36.0	16.0	1	0	36	0
<b>TEXANS</b>	<b>96</b>	<b>4533</b>	<b>47.2</b>	<b>38.6</b>	<b>11</b>	<b>24</b>	<b>64</b>	<b>0</b>
<b>Opponents</b>	<b>101</b>	<b>4693</b>	<b>46.5</b>	<b>41.5</b>	<b>6</b>	<b>43</b>	<b>65</b>	<b>0</b>

PUNT RETURNS	Ret	FC	Yds	Avg	Long	TD
K.Mumphery	36	14	280	7.8	20	0
C.Shorts	9	8	70	7.8	17	0
B.Daniels	4	1	18	4.5	11	0
C.Worthy	3	0	9	3.0	7	0
<b>TEXANS</b>	<b>52</b>	<b>23</b>	<b>377</b>	<b>7.3</b>	<b>20</b>	<b>0</b>
<b>Opponents</b>	<b>60</b>	<b>15</b>	<b>612</b>	<b>10.2</b>	<b>37</b>	<b>0</b>

KICKOFF RETURNS	No.	Yds	Avg	Long	TD
K.Mumphery	14	338	24.1	41	0
Q.Demps	2	46	23.0	23	0
C.Worthy	1	27	27.0	27	0
A.Hunt	1	19	19.0	19	0
<b>TEXANS</b>	<b>18</b>	<b>430</b>	<b>23.9</b>	<b>41</b>	<b>0</b>
<b>Opponents</b>	<b>40</b>	<b>977</b>	<b>24.4</b>	<b>50</b>	<b>0</b>

FIELD GOALS	1-19	20-29	30-39	40-49	50+
N.Novak	0/0	6/6	6/6	4/4	2/5
R.Bullock	1/1	0/0	2/2	2/3	0/0
<b>TEXANS</b>	<b>1/1</b>	<b>6/6</b>	<b>8/8</b>	<b>6/7</b>	<b>2/5</b>
<b>Opponents</b>	<b>0/0</b>	<b>3/3</b>	<b>5/6</b>	<b>9/10</b>	<b>3/7</b>

PASSING	Att	Comp	Yds	Cmp%	Yds/Att	TD	TD%	Int	Int%	Long	Sack/Lost	Rating
B.Hoyer	369	224	2606	60.7	7.1	19	5.1	7	1.9	49	25/185	91.4
R.Mallett	147	78	770	53.1	5.2	3	2.0	4	2.7	48	4/13	63.6
T.Yates	57	28	370	49.1	6.5	3	5.3	1	1.8	61t	5/33	80.3
B.Weeden	42	26	305	61.9	7.3	3	7.1	0	0.0	44	2/15	107.7
C.Shorts	1	1	21	100.0	21.0	1	100.0	0	0.0	21t	0/0	158.3
B.Daniels	2	1	7	50.0	3.5	0	0.0	0	0.0	7	0/0	58.3
J.Grimes	1	0	0	0.0	0.0	0	0.0	0	0.0	0	0/0	39.6
<b>TEXANS</b>	<b>619</b>	<b>358</b>	<b>4079</b>	<b>57.8</b>	<b>6.6</b>	<b>29</b>	<b>4.7</b>	<b>12</b>	<b>1.9</b>	<b>61t</b>	<b>36/246</b>	<b>85.3</b>
<b>Opponents</b>	<b>553</b>	<b>326</b>	<b>3677</b>	<b>59.0</b>	<b>6.6</b>	<b>24</b>	<b>4.3</b>	<b>14</b>	<b>2.5</b>	<b>55</b>	<b>45/311</b>	<b>82.8</b>

# 2015 FINAL STATISTICS (9-7)



## DEFENSIVE STATISTICS

PLAYER	Solo	Asst	Total	Sk	Sk Yds	TFL	QBH	Int	PD	FF	FR
B.Cushing	63	47	110	0.0	0.0	4	2	0	3	1	0
J.Watt	57	19	76	17.5	117.5	29	50	0	8	3	1
Q.Demps	35	26	61	0.5	6.5	1	1	1	6	1	2
K.Jackson	52	6	58	0.0	0.0	1	0	2	6	1	1
J.Joseph	48	10	58	0.0	0.0	1	0	1	22	1	1
B.McKinney	35	23	58	1.0	11.0	7	2	0	0	0	0
K.Johnson	47	5	52	0.0	0.0	3	0	1	9	0	0
W.Mercilus	32	18	50	12.0	60.0	14	16	0	2	1	1
J.Simon	36	13	49	5.0	28.0	3	11	0	0	0	0
J.Crick	28	20	48	2.0	14.0	3	9	0	2	1	2
J.Clowney	27	13	40	4.5	43.5	8	8	0	6	1	0
A.Hal	26	8	34	0.0	0.0	1	0	4	10	0	0
E.Pleasant	18	10	28	0.5	6.5	0	1	2	6	0	0
V.Wilfork	6	16	22	0.0	0.0	0	0	0	0	0	0
R.Moore	10	6	16	0.0	0.0	0	0	1	2	0	0
M.Bullough	10	6	16	0.0	0.0	1	0	0	0	0	0
A.Bouye	14	0	14	0.0	0.0	0	0	2	6	0	0
C.James	7	7	14	0.0	0.0	1	0	0	1	0	0
J.Tuggle	10	3	13	0.0	0.0	1	0	0	0	0	1
A.Dent	7	3	10	0.0	0.0	1	2	0	0	0	0
D.Morris	6	2	8	0.0	0.0	0	0	0	0	0	0
C.Covington	5	3	8	2.0	24.0	4	4	0	0	0	0
B.Dunn	4	3	7	0.0	0.0	0	0	0	0	0	0
K.Drummond	4	0	4	0.0	0.0	0	0	0	0	0	0
L.Ballentine	3	0	3	0.0	0.0	0	0	0	1	0	0
J.Rolle	0	2	2	0.0	0.0	0	0	0	0	0	0
J.Pagan	0	1	1	0.0	0.0	0	0	0	0	0	0
<b>TEXANS</b>	<b>590</b>	<b>270</b>	<b>860</b>	<b>45.0</b>	<b>311.0</b>	<b>83</b>	<b>106</b>	<b>14</b>	<b>90</b>	<b>10</b>	<b>9</b>
<b>Opponents</b>	<b>644</b>	<b>362</b>	<b>1006</b>	<b>36.0</b>	<b>246.0</b>	<b>65</b>	<b>86</b>	<b>12</b>	<b>89</b>	<b>15</b>	<b>8</b>

**MISCELLANEOUS TACKLES:** D.Hopkins 4, D.Newton 3, B.Brooks 2, K.Mumphery 1, J.Prosch 1, B.Jones 1, D.Brown 1, G.Graham 1, N.Washington 1

**MISCELLANEOUS FUMBLE RECOVERIES:** D.Newton 2, C.Clark 2, G.Graham 1, X.Su'a-Filo 1, K.Lamm 1, J.Grimes 1, B.Hoyer 1

## SPECIAL TEAMS STATISTICS

PLAYER	Solo	Asst	Total	FF	FR	Blocked		
						FG	PAT	Punt
B.Peters	11	6	17	0	0	0	0	0
M.Bullough	6	8	14	0	0	0	0	0
K.Drummond	8	2	10	1	0	0	0	0
E.Pleasant	6	2	8	0	1	0	0	0
A.Dent	8	0	8	0	0	0	0	0
J.Weeks	6	2	8	0	1	0	0	0
J.Prosch	5	3	8	0	0	0	0	0
D.Morris	5	2	7	0	0	0	0	0
B.McKinney	2	3	5	0	0	0	0	0
C.James	5	0	5	0	0	0	0	0
J.Tuggle	1	4	5	0	0	0	0	0
J.Simon	3	1	4	0	1	0	0	0
K.Mumphery	4	0	4	0	3	0	0	0
A.Blue	3	1	4	1	0	0	0	0
K.Johnson	1	1	2	0	0	0	0	0
W.Mercilus	0	2	2	0	1	0	0	0
A.Hal	1	1	2	0	0	0	0	0
A.Bouye	1	1	2	0	0	0	0	0
C.Thompson	2	0	2	0	0	0	0	0
N.Novak	1	0	1	0	0	0	0	0
C.Moore	1	0	1	0	0	0	0	0
C.Polk	1	0	1	0	0	0	0	0
J.Crick	0	0	0	0	0	1	0	0
<b>TEXANS</b>	<b>81</b>	<b>39</b>	<b>120</b>	<b>2</b>	<b>7</b>	<b>1</b>	<b>0</b>	<b>0</b>
<b>Opponents</b>	<b>66</b>	<b>19</b>	<b>85</b>	<b>3</b>	<b>4</b>	<b>0</b>	<b>0</b>	<b>0</b>

## DEFENSIVE LEADERS

### SACKS

Player	Sacks	Yards
J.Watt	17.5	117.5
W.Mercilus	12.0	60.0
J.Simon	5.0	28.0
J.Clowney	4.5	43.5
J.Crick	2.0	14.0
C.Covington	2.0	24.0
B.McKinney	1.0	11.0
Q.Demps	0.5	6.5
E.Pleasant	0.5	6.5
<b>Totals</b>	<b>45.0</b>	<b>311.0</b>

### INTERCEPTIONS

Player	Int	Yards	Long
A.Hal	4	54	31t
K.Jackson	2	77	50
A.Bouye	2	9	9
E.Pleasant	2	-1	-1
K.Johnson	1	22	22
R.Moore	1	17	17
J.Joseph	1	2	2
Q.Demps	1	0	0
<b>Totals</b>	<b>14</b>	<b>180</b>	<b>50</b>

### DEF. FUMBLES FORCED AND RECOVERED

Player	FF	FR
J.Watt	3	1
J.Crick	1	2
Q.Demps	1	2
K.Jackson	1	1
J.Joseph	1	1
W.Mercilus	1	1
J.Clowney	1	0
B.Cushing	1	0
J.Tuggle	0	1
<b>Totals</b>	<b>10</b>	<b>9</b>

### QUARTERBACK HITS

Player	QBH
J.Watt	50
W.Mercilus	16
J.Simon	11
J.Crick	9
J.Clowney	8
C.Covington	4
B.McKinney	2
B.Cushing	2
A.Dent	2
Q.Demps	1
E.Pleasant	1
<b>Totals</b>	<b>106</b>

### PASSES DEFENSED

Player	PD
J.Joseph	22
A.Hal	10
K.Johnson	9
J.Watt	8
J.Clowney	6
E.Pleasant	6
Q.Demps	6
K.Jackson	6
A.Bouye	6
B.Cushing	3
W.Mercilus	2
R.Moore	2
J.Crick	2
C.James	1
L.Ballentine	1
<b>Totals</b>	<b>90</b>

### TACKLES FOR LOSS

Player	TFL
J.Watt	29
W.Mercilus	14
J.Clowney	8
B.McKinney	7
B.Cushing	4
C.Covington	4
K.Johnson	3
J.Simon	3
J.Crick	3
A.Hal	1
J.Joseph	1
Q.Demps	1
K.Jackson	1
J.Tuggle	1
C.James	1
M.Bullough	1
A.Dent	1
<b>Totals</b>	<b>83</b>

# 2015 POSTSEASON STATISTICS (0-1)



Date	W/L	Score	Opponent	Attendance
1/9/2016	L	0-30	Kansas City Chiefs	71,800

TEXANS STATISTICS	TEXANS	Opponents
TOTAL FIRST DOWNS	14	18
Rushing	3	8
Passing	10	8
Penalty	1	2
3rd Down: Made/Att	6/14	4/11
3rd Down Pct.	42.9%	36.4%
4th Down: Made/Att	0/1	0/0
4th Down Pct.	0.0%	0.0
POSSESSION AVG.	25:35	34:25
TOTAL NET YARDS	226	314
Avg. Per Game	226.0	314.0
Total Plays	62	62
Avg. Per Play	3.6	5.1
NET YARDS RUSHING	114	141
Avg. Per Game	114.0	141.0
Total Rushes	25	37
NET YARDS PASSING	112	173
Avg. Per Game	112.0	173.0
Sacked/Yards Lost	3/24	3/17
Gross Yards	136	190
Attempts/Completions	34/15	22/17
Completion Pct.	44.1%	77.3%
Had Intercepted	4	1
PUNTS/AVERAGE	5/45.6	4/45.3
NET PUNTING AVG.	38.8	45.3
PENALTIES/YARDS	4/29	5/52
FUMBLES/BALL LOST	2/1	0/0
TOUCHDOWNS	0	3
Rushing	0	1
Passing	0	1
Returns	0	1

SCORE BY PERIODS	1	2	3	4	OT	Total
TEXANS	0	0	0	0	0	0
Opponents	7	6	7	10	0	30

SCORING	TD	Ru	Pa	Rt	PAT	FG	2PT	TP
TEXANS	0	0	0	0	0/0	0/0	0	0
Opponents	3	1	1	1	3/3	3/3	0	30

2-Pt. Conversions: TEXANS 0/0, Opponents 0/0

SACKS: W.Mercilus 3.0 TEXANS: 3.0, Opponents: 3.0

FUMBLES LOST: B.Hoyer 1 TEXANS: 1

OPP. FUMBLE RECOVERIES: TEXANS: 0

RUSHING	No.	Yds	Avg	Long	TD
A.Blue	17	99	5.8	49	0
J.Grimes	4	15	3.8	8	0
J.Prosch	1	2	2.0	2	0
A.Hunt	1	0	0.0	0	0
B.Hoyer	1	-1	-1.0	-1	0
J.Watt	1	-1	-1.0	-1	0
<b>TEXANS</b>	<b>25</b>	<b>114</b>	<b>4.6</b>	<b>49</b>	<b>0</b>
<b>Opponents</b>	<b>37</b>	<b>141</b>	<b>3.8</b>	<b>23</b>	<b>1</b>

RECEIVING	No.	Yds	Avg	Long	TD
D.Hopkins	6	69	11.5	17	0
R.Griffin	3	29	9.7	15	0
J.Grimes	2	12	6.0	8	0
J.Strong	1	17	17.0	17	0
C.Shorts	1	5	5.0	5	0
N.Washington	1	3	3.0	3	0
C.Fiedorowicz	1	1	1.0	1	0
A.Blue	0	0	0	0	0
<b>TEXANS</b>	<b>15</b>	<b>136</b>	<b>9.1</b>	<b>17</b>	<b>0</b>
<b>Opponents</b>	<b>17</b>	<b>190</b>	<b>11.2</b>	<b>48</b>	<b>1</b>

INTERCEPTIONS	No.	Yds	Avg	Long	TD
B.Cushing	1	0	0.0	0	0
<b>TEXANS</b>	<b>1</b>	<b>0</b>	<b>0.0</b>	<b>0</b>	<b>0</b>
<b>Opponents</b>	<b>4</b>	<b>35</b>	<b>8.8</b>	<b>20</b>	<b>0</b>

PUNTING	No.	Yds	Avg	Net	TB	In	Lg	B
S.Lechler	5	228	45.6	38.8	0	1	53	0
<b>TEXANS</b>	<b>5</b>	<b>228</b>	<b>45.6</b>	<b>38.8</b>	<b>0</b>	<b>1</b>	<b>53</b>	<b>0</b>
<b>Opponents</b>	<b>4</b>	<b>181</b>	<b>45.3</b>	<b>45.3</b>	<b>0</b>	<b>3</b>	<b>56</b>	<b>0</b>

PUNT RETURNS	Ret	FC	Yds	Avg	Long	TD
K.Mumphery	0	3	0	0	0	0
<b>TEXANS</b>	<b>0</b>	<b>3</b>	<b>0</b>	<b>0</b>	<b>0</b>	<b>0</b>
<b>Opponents</b>	<b>4</b>	<b>1</b>	<b>34</b>	<b>8.5</b>	<b>14</b>	<b>0</b>

KICKOFF RETURNS	No.	Yds	Avg	Long	TD
<b>TEXANS</b>	<b>0</b>	<b>0</b>	<b>0.0</b>	<b>0</b>	<b>0</b>
<b>Opponents</b>	<b>1</b>	<b>106</b>	<b>106.0</b>	<b>106t</b>	<b>1</b>

FIELD GOALS	1-19	20-29	30-39	40-49	50+
<b>TEXANS</b>	<b>0/0</b>	<b>0/0</b>	<b>0/0</b>	<b>0/0</b>	<b>0/0</b>
<b>Opponents</b>	<b>0/0</b>	<b>0/0</b>	<b>1/1</b>	<b>2/2</b>	<b>0/0</b>

PASSING	Att	Comp	Yds	Cmp%	Yds/Att	TD	TD%	Int	Int%	Long	Sack/Lost	Rating
B.Hoyer	34	15	136	44.1%	4.0	0	0.0%	4	11.8%	17	3/24	15.9
<b>TEXANS</b>	<b>34</b>	<b>15</b>	<b>136</b>	<b>44.1%</b>	<b>4.0</b>	<b>0</b>	<b>0.0%</b>	<b>4</b>	<b>11.8%</b>	<b>17</b>	<b>3/24</b>	<b>15.9</b>
<b>Opponents</b>	<b>22</b>	<b>17</b>	<b>190</b>	<b>77.3%</b>	<b>8.6</b>	<b>1</b>	<b>4.5%</b>	<b>1</b>	<b>4.5%</b>	<b>48</b>	<b>3/17</b>	<b>98.7</b>

# 2015 POSTSEASON STATISTICS (1-1)



## DEFENSIVE STATISTICS

PLAYER	Solo	Asst	Total	Sk	Sk Yds	TFL	QBH	Int	PD	FF	FR
B.Cushing	9	4	13	0.0	0.0	0	0	1	1	0	0
B.McKinney	4	5	9	0.0	0.0	0	0	0	0	0	0
W.Mercilus	5	3	8	3.0	17.0	3	4	0	0	0	0
J.Simon	5	3	8	0.0	0.0	1	0	0	0	0	0
K.Jackson	6	1	7	0.0	0.0	0	0	0	1	0	0
Q.Demps	3	2	5	0.0	0.0	0	0	0	0	0	0
J.Crick	2	3	5	0.0	0.0	0	0	0	0	0	0
A.Hal	2	3	5	0.0	0.0	0	0	0	0	0	0
V.Wilfork	2	1	3	0.0	0.0	0	0	0	0	0	0
K.Johnson	2	1	3	0.0	0.0	0	0	0	0	0	0
J.Joseph	1	1	2	0.0	0.0	0	0	0	0	0	0
C.Covington	0	2	2	0.0	0.0	0	0	0	0	0	0
A.Bouye	1	0	1	0.0	0.0	0	0	0	0	0	0
B.Dunn	1	0	1	0.0	0.0	0	0	0	0	0	0
J.Watt	0	1	1	0.0	0.0	0	0	0	0	0	0
<b>TEXANS</b>	<b>43</b>	<b>30</b>	<b>73</b>	<b>3.0</b>	<b>17.0</b>	<b>4</b>	<b>4</b>	<b>1</b>	<b>2</b>	<b>0</b>	<b>0</b>
<b>Opponents</b>	<b>33</b>	<b>23</b>	<b>56</b>	<b>3.0</b>	<b>24.0</b>	<b>2</b>	<b>2</b>	<b>4</b>	<b>8</b>	<b>2</b>	<b>1</b>

MISCELLANEOUS TACKLES: B.Jones 2, D.Hopkins 1, N.Washington 1, R.Griffin 1.

MISCELLANEOUS FUMBLE RECOVERIES: B.Hoyer 1.

## SPECIAL TEAMS STATISTICS

PLAYER	Solo	Asst	Total	FF	FR	Blocked		
						FG	PAT	Punt
D.Morris	1	0	1	0	0	0	0	0
A.Dent	1	0	1	0	0	0	0	0
A.Blue	1	0	1	0	0	0	0	0
B.Peters	0	1	1	0	0	0	0	0
K.Drummond	0	1	1	0	0	0	0	0
<b>TEXANS</b>	<b>3</b>	<b>2</b>	<b>5</b>	<b>0</b>	<b>0</b>	<b>0</b>	<b>0</b>	<b>0</b>
<b>Opponents</b>	<b>0</b>	<b>0</b>	<b>0</b>	<b>0</b>	<b>0</b>	<b>0</b>	<b>0</b>	<b>0</b>

## DEFENSIVE LEADERS

### SACKS

Player	Sacks	Yards
W.Mercilus	3.0	17.0
<b>Totals</b>	<b>3.0</b>	<b>17.0</b>

### INTERCEPTIONS

Player	Int	Yards	Long
B.Cushing	1	0	0
<b>Totals</b>	<b>1</b>	<b>0</b>	<b>0</b>

### DEF. FUMBLES FORCED AND RECOVERED

Player	FF	FR
None		
<b>Totals</b>	<b>0</b>	<b>0</b>

### QUARTERBACK HITS

Player	QBH
W.Mercilus	4
<b>Totals</b>	<b>4</b>

### PASSES DEFENSED

Player	PD
B.Cushing	1
K.Jackson	1
<b>Totals</b>	<b>2</b>

### TACKLES FOR LOSS

Player	TFL
W.Mercilus	3
J.Simon	1
<b>Totals</b>	<b>4</b>

# 2016 FINAL STATISTICS (9-7)



Date	W/L	Score	Opponent	Attendance
9/11/2016	W	23-14	Chicago Bears	71,933
9/18/2016	W	19-12	Kansas City Chiefs	71,890
9/22/2016	L	0-27	at New England Patriots	66,829
10/2/2016	W	27-20	Tennessee Titans	71,815
10/9/2016	L	13-31	at Minnesota Vikings	66,683
10/16/2016	W	26-23	Indianapolis Colts	71,891
10/24/2016	L	9-27	at Denver Broncos	76,865
10/30/2016	W	20-13	Detroit Lions	71,882
11/13/2016	W	24-21	at Jacksonville Jaguars	62,091
11/21/2016	L	20-27	at Oakland Raiders (Mexico City)	76,473
11/27/2016	L	13-21	San Diego Chargers	71,897
12/4/2016	L	13-21	at Green Bay Packers	77,867
12/11/2016	W	22-17	at Indianapolis Colts	65,250
12/18/2016	W	21-20	Jacksonville Jaguars	71,803
12/24/2016	W	12-10	Cincinnati Bengals	71,836
1/1/2017	L	17-24	at Tennessee Titans	65,205

TEXANS STATISTICS		TEXANS	Opponents
<b>TOTAL FIRST DOWNS</b>			
Rushing		102	87
Passing		173	157
Penalty		30	28
3rd Down: Made/Att		87/233	82/213
3rd Down Pct.		39.1%	23.1%
4th Down: Made/Att		9/23	3/13
4th Down Pct.		31.6%	58.3%
POSSESSION AVG.		31:20	28:40
<b>TOTAL NET YARDS</b>			
Avg. Per Game		314.7	301.3
Total Plays		1071	950
Avg. Per Play		4.7	5.1
<b>NET YARDS RUSHING</b>			
Avg. Per Game		116.2	99.7
Total Rushes		456	397
<b>NET YARDS PASSING</b>			
Avg. Per Game		317.6	322.6
Avg. Per Play		198.5	201.6
Sacked/Yards Lost		32/242	31/198
Gross Yards		3418	3424
Attempts/Completions		583/347	522/319
Completion Pct.		59.5%	61.1%
Had Intercepted		16	11
<b>PUNTS/AVERAGE</b>			
NET PUNTING AVG.		72/47.5	84/46.0
PENALTIES/YARDS		40.1	39.7
FUMBLES/BALL LOST		87/868	114/950
TOUCHDOWNS		20/8	15/6
Rushing		25	36
Passing		8	13
Returns		15	20
		2	3

SCORE BY PERIODS	1	2	3	4	OT	Total
TEXANS	47	74	65	90	3	279
Opponents	54	118	44	112	0	328

SCORING	TD	Ru	Pa	Rt	PAT	FG	2PT	TP
N.Novak	0	0	0	0	22/25	35/41	0	127
L.Miller	6	5	1	0	0/0	0/0	0	36
D.Hopkins	4	0	4	0	0/0	0/0	0	24
C.Fiedorowicz	4	0	4	0	0/0	0/0	0	24
W.Fuller V	3	0	2	1	0/0	0/0	0	18
B.Osweiler	2	2	0	0	0/0	0/0	0	12
R.Griffin	2	0	2	0	0/0	0/0	0	12
K.Jackson	1	0	0	1	0/0	0/0	0	6
S.Anderson	1	0	1	0	0/0	0/0	0	6
B.Miller	1	0	1	0	0/0	0/0	0	6
A.Blue	1	1	0	0	0/0	0/0	0	6
TEXANS	25	8	15	2	22/25	35/41	0	279
Opponents	36	13	20	3	35/35	25/29	1	328

2-Pt. Conversions: TEXANS: 0/0, Opponents: 1/1

SACKS: W.Mercilus 7.5, J.Clowney 6.0, B.McKinney 5.0, J.Simon 3.5, J.Heath 2.0, J.Watt 1.5, D.Reader 1.0, A.Hal 1.0, A.Bouye 1.0, U.Kamalu 1.0, C.Covington 1.0, A.Smith 0.5

TEXANS: 31.0, Opponents: 31.0

FUMBLES LOST: T.Ervin 2, L.Miller 1, B.Osweiler 1, R.Griffin 1, C.James 1, T.Savage 1, A.Blue 1 TEXANS: 8

OPP. FUMBLE RECOVERIES: W.Mercilus 4, K.Johnson 1, J.Watt 1 TEXANS: 6

RUSHING	No.	Yds	Avg	Long	TD
L.Miller	268	1073	4.0	45	5
A.Blue	100	420	4.2	25	1
B.Osweiler	30	131	4.4	21	2
A.Hunt	20	109	5.5	19	0
J.Grimes	23	105	4.6	14	0
T.Savage	6	12	2.0	11	0
J.Prosch	4	9	2.3	5	0
T.Ervin	1	3	3.0	3	0
B.Miller	3	0	0.0	1	0
W.Fuller	1	-3	-3.0	-3	0
TEXANS	456	1859	4.1	45	8
Opponents	397	1595	4.0	41t	13

RECEIVING	No.	Yds	Avg	Long	TD
D.Hopkins	78	954	12.2	51	4
C.Fiedorowicz	54	559	10.4	26t	4
R.Griffin	50	442	8.8	45	2
W.Fuller V	47	635	13.5	53	2
L.Miller	31	188	6.1	16	1
B.Miller	15	99	6.6	12t	1
J.Strong	14	131	9.4	36	0
J.Grimes	13	94	7.2	15	0
A.Blue	12	40	3.3	12	0
S.Anderson	11	93	8.5	14	1
K.Mumphery	10	69	6.9	11	0
W.Williams	4	75	18.8	32	0
A.Hunt	3	29	9.7	24	0
T.Ervin	3	18	6.0	9	0
J.Prosch	1	6	6.0	6	0
B.Osweiler	1	-14	-14.0	-6	0
TEXANS	347	3418	9.9	53	1
Opponents	319	3424	10.7	86t	20

INTERCEPTIONS	No.	Yds	Avg	Long	TD
Q.Demps	6	54	9.0	19	0
A.Hal	2	36	18.0	24	0
K.Jackson	1	42	42.0	42t	1
A.Bouye	1	0	0.0	0	0
R.Nelson Jr.	1	0	0.0	0	0
TEXANS	11	132	12.0	42t	1
Opponents	16	165	10.3	35	0

PUNTING	No.	Yds	Avg	Net	TB	In	Lg	B
S.Lechler	72	3423	47.5	40.1	3	30	62	0
TEXANS	72	3423	47.5	40.1	3	30	62	0
Opponents	84	3861	46.0	39.7	5	34	71	0

PUNT RETURNS	Ret	FC	Yds	Avg	Long	TD
T.Ervin	27	23	261	9.7	57	0
W.Fuller V	11	6	165	15.0	67t	1
B.Miller	1	0	1	1.0	1	0
TEXANS	39	29	427	10.9	67t	1
Opponents	48	13	477	9.9	79t	1

KICKOFF RETURNS	No.	Yds	Avg	Long	TD
T.Ervin	14	263	18.8	33	0
A.Hunt	9	194	21.6	39	0
B.Miller	3	41	13.7	17	0
W.Fuller V	2	31	15.5	19	0
C.James	1	18	18.0	18	0
J.Prosch	1	10	10.0	10	0
TEXANS	30	557	18.6	39	0
Opponents	48	1135	23.6	100t	1

FIELD GOALS	1-19	20-29	30-39	40-49	50+
N.Novak	1/1	12/12	11/11	8/11	3/6
TEXANS	1/1	12/12	11/11	8/11	3/6
Opponents	2/2	6/6	8/8	6/8	3/5

PASSING	Att	Comp	Yds	Cmp%	Yds/Att	TD	TD%	Int	Int%	Long	Sack/Lost	Rating
B.Osweiler	510	301	2957	59.0%	5.8	15	2.9%	16	3.1%	53	27/206	72.2
T.Savage	73	46	461	63.0%	6.3	0	0.0%	0	0.0%	32	5/36	80.9
TEXANS	583	347	3418	59.5%	5.9	15	2.6%	16	2.7%	53	32/242	73.3
Opponents	522	319	3424	61.1%	6.6	20	3.8%	11	2.1%	86t	31/198	84.3

# 2016 FINAL STATISTICS (9-7)



## DEFENSIVE STATISTICS

PLAYER	Solo	Asst	Total	Sk	Sk Yds	TFL	QBH	Int	PD	FF	FR
B. McKinney	79	50	129	5.0	31.0	8	11	0	2	1	0
B. Cushing	38	27	65	0.0	0.0	2	2	0	1	0	0
K. Jackson	51	11	62	0.0	0.0	3	0	1	4	0	0
A. Bouye	48	14	62	1.0	6.0	2	1	1	16	0	0
Q. Demps	38	17	55	0.0	0.0	1	1	6	9	1	0
W. Mercilus	36	17	53	7.5	56.5	13	22	0	1	1	4
J. Clowney	40	12	52	6.0	45.0	16	17	0	2	1	0
J. Simon	32	19	51	3.5	19.0	4	10	0	2	1	0
A. Hal	31	15	46	1.0	7.0	2	1	2	7	0	0
J. Joseph	38	7	45	0.0	0.0	0	0	0	9	1	0
C. Covington	16	10	26	1.0	2.0	2	2	0	1	0	0
C. Moore	18	5	23	0.0	0.0	0	0	0	3	0	0
D. Reader	7	15	22	1.0	8.0	2	2	0	1	0	0
K. Johnson	18	3	21	0.0	0.0	1	0	0	3	0	1
V. Wilfork	9	12	21	0.0	0.0	2	3	0	1	0	0
M. Bullough	14	5	19	0.0	0.0	2	0	0	0	0	0
E. Pleasant	14	3	17	0.0	0.0	1	1	0	5	0	0
C. James	10	2	12	0.0	0.0	0	0	0	1	0	0
B. Scarlett	3	7	10	0.0	0.0	1	0	0	0	0	0
R. Nelson Jr.	8	1	9	0.0	0.0	0	0	1	2	0	0
D. Rice	6	3	9	0.0	0.0	0	0	0	0	0	0
J. Heath	5	3	8	2.0	11.0	2	4	0	0	0	0
J. Watt	1	7	8	1.5	5.0	1	5	0	0	0	1
U. Kamalu	3	2	5	1.0	4.0	2	1	0	0	0	0
A. Smith	3	1	4	0.5	3.5	0	6	0	0	0	0
A. Dent	3	1	4	0.0	0.0	0	0	0	0	0	0
B. Dunn	3	0	3	0.0	0.0	0	0	0	0	0	0
D. Still	2	1	3	0.0	0.0	0	0	0	0	0	0
K. Dillon	1	1	2	0.0	0.0	0	0	0	0	0	0
B. Peters	1	0	1	0.0	0.0	1	0	0	0	0	0
<b>TEXANS</b>	<b>576</b>	<b>271</b>	<b>847</b>	<b>31.0</b>	<b>198.0</b>	<b>68</b>	<b>89</b>	<b>11</b>	<b>70</b>	<b>6</b>	<b>6</b>
<b>Opponents</b>	<b>642</b>	<b>333</b>	<b>975</b>	<b>31.0</b>	<b>242.0</b>	<b>61</b>	<b>99</b>	<b>16</b>	<b>87</b>	<b>12</b>	<b>5</b>

**MISCELLANEOUS TACKLES:** D. Hopkins 6, W. Fuller V 4, L. Miller 2, R. Griffin 2, S. Anderson 2, J. Grimes 1, O. Aboushi 1, X. Su'a-Filo 1

**MISCELLANEOUS FUMBLE RECOVERIES:** L. Miller 2, B. Osweiler 2, A. Hunt 1, C. Clark 1

## SPECIAL TEAMS STATISTICS

PLAYER	Solo	Asst	Total	FF	FR	Blocked			Punt
						FG	PAT	Blocked	
R. Nelson Jr.	9	2	11	0	1	0	0	0	0
D. Jones	9	2	11	0	0	0	0	0	0
B. Peters	6	4	10	0	0	0	0	0	0
C. Moore	7	2	9	0	0	0	0	0	0
A. Dent	6	1	7	0	0	0	0	0	0
J. Grimes	6	1	7	1	0	0	0	0	0
A. Hunt	5	2	7	0	0	0	0	0	0
A. Blue	6	0	6	0	0	0	0	0	0
M. Bullough	5	1	6	0	0	0	0	0	0
C. James	6	0	6	0	0	0	0	0	0
T. Ervin	3	1	4	0	0	0	0	0	0
K. Johnson	4	0	4	0	0	0	0	0	0
J. Prosch	3	1	4	0	0	0	0	0	0
B. Scarlett	3	0	3	0	0	0	0	0	0
K. Dillon	3	0	3	0	0	0	0	0	0
E. Pleasant	2	1	3	0	0	0	0	0	0
J. Weeks	2	0	2	0	0	0	0	0	0
A. Hal	1	1	2	0	0	0	0	0	0
K. Humphery	1	1	2	0	0	0	0	0	0
S. Lechler	1	1	2	0	0	0	0	0	0
S. Anderson	1	0	1	0	0	0	0	0	0
A. Bouye	0	1	1	0	0	0	0	0	0
N. Novak	1	0	1	0	0	0	0	0	0
W. Williams	0	0	0	0	1	0	0	0	0
<b>TEXANS</b>	<b>90</b>	<b>22</b>	<b>112</b>	<b>1</b>	<b>2</b>	<b>0</b>	<b>0</b>	<b>0</b>	<b>0</b>
<b>Opponents</b>	<b>58</b>	<b>22</b>	<b>80</b>	<b>3</b>	<b>5</b>	<b>0</b>	<b>1</b>	<b>0</b>	<b>0</b>

## DEFENSIVE LEADERS

SACKS	Player	Sacks	Yards
W. Mercilus		53.0	7.5
J. Clowney		52.0	6.0
B. McKinney		129.0	5.0
J. Simon		51.0	3.5
J. Heath		8.0	2.0
J. Watt		8.0	1.5
A. Bouye		62.0	1.0
A. Hal		46.0	1.0
C. Covington		26.0	1.0
D. Reader		22.0	1.0
U. Kamalu		5.0	1.0
A. Smith		4.0	0.5
<b>Totals</b>		<b>31.0</b>	<b>198.0</b>

INTERCEPTIONS	Player	Int	Yards	Long
Q. Demps		6	54	19
A. Hal		2	36	24
A. Bouye		1	0	0
K. Jackson		1	42	42t
R. Nelson Jr.		1	0	0
<b>Totals</b>		<b>11</b>	<b>132</b>	<b>42t</b>

DEF. FUMBLES FORCED AND RECOVERED	Player	FF	FR
B. McKinney		1	0
Q. Demps		1	0
J. Simon		1	0
J. Joseph		1	0
W. Mercilus		1	4
J. Clowney		1	0
J. Watt		0	1
K. Johnson		0	1
<b>Totals</b>		<b>6</b>	<b>6</b>

## QUARTERBACK HITS

Player	QBH
W. Mercilus	22
J. Clowney	17
B. McKinney	11
J. Simon	10
A. Smith	6
J. Watt	5
J. Heath	4
V. Wilfork	3
B. Cushing	2
C. Covington	2
D. Reader	2
A. Bouye	1
Q. Demps	1
A. Hal	1
E. Pleasant	1
U. Kamalu	1
<b>Totals</b>	<b>89</b>

## PASSES DEFENSED

Player	PD
A. Bouye	16
Q. Demps	9
J. Joseph	9
A. Hal	7
E. Pleasant	5
K. Jackson	4
C. Moore	3
K. Johnson	3
B. McKinney	2
J. Clowney	2
J. Simon	2
R. Nelson Jr.	2
B. Cushing	1
W. Mercilus	1
C. Covington	1
D. Reader	1
V. Wilfork	1
C. James	1
<b>Totals</b>	<b>70</b>

## TACKLES FOR LOSS

Player	TFL
J. Clowney	16
W. Mercilus	13
B. McKinney	8
J. Simon	4
K. Jackson	3
B. Cushing	2
A. Bouye	2
A. Hal	2
C. Covington	2
D. Reader	2
V. Wilfork	2
M. Bullough	2
J. Heath	2
U. Kamalu	2
Q. Demps	1
K. Johnson	1
E. Pleasant	1
B. Scarlett	1
J. Watt	1
B. Peters	1
<b>Totals</b>	<b>68</b>

# 2016 POSTSEASON STATISTICS (1-1)



Date	W/L	Score	Opponent	Attendance
1/7/2017	W	27-14	Oakland Raiders	71,790
1/14/2017	L	16-34	at New England Patriots	66,829

	TEXANS	Opponents
<b>TEXANS STATISTICS</b>		
TOTAL FIRST DOWNS	33	36
Rushing	11	9
Passing	17	23
Penalty	5	4
3rd Down: Made/Att	7/31	7/30
3rd Down Pct.	22.6%	23.3%
4th Down: Made/Att	0/0	1/2
4th Down Pct.	0.0%	50.0%
POSSESSION AVG.	33:00	27:01
TOTAL NET YARDS	576	580
Avg. Per Game	288.0	290.0
Total Plays	135	136
Avg. Per Play	4.3	4.3
NET YARDS RUSHING	228	162
Avg. Per Game	114.0	81.0
Total Rushes	67	48
NET YARDS PASSING	348	418
Avg. Per Game	174.0	209.0
Sacked/Yards Lost	3/17	5/30
Gross Yards	365	448
Attempts/Completions	65/37	83/36
Completion Pct.	56.9%	43.4%
Had Intercepted	3	5
PUNTS/AVERAGE	17/44.4	16/43.6
NET PUNTING AVG.	36.4	38.8
PENALTIES/YARDS	12/140	13/113
FUMBLES/BALL LOST	3/0	2/1
TOUCHDOWNS	4	6
Rushing	2	2
Passing	2	3
Returns	0	1

SCORE BY PERIODS	1	2	3	4	OT	Total
TEXANS	13	20	0	10	0	43
Opponents	21	3	7	17	0	48

SCORING	TD	Ru	Pa	Rt	PAT	FG	2PT	TP
N.Novak	0	0	0	0	4/4	5/5	0	19
L.Miller	1	1	0	0	0/0	0/0	0	6
B.Osweiler	1	1	0	0	0/0	0/0	0	6
D.Hopkins	1	0	1	0	0/0	0/0	0	6
C.Fiedorowicz	1	0	1	0	0/0	0/0	0	6
TEXANS	4	2	2	0	4/4	5/5	0	43
Opponents	6	2	3	1	6/6	2/2	0	48

2-Pt. Conversions: TEXANS: 0/0, Opponents: 0/0

SACKS: W.Mercilus 3.0, D.Reader 1.0, B.Cushing 1.0 TEXANS: 5.0, Opponents: 3.0

FUMBLES LOST: TEXANS: 0

OPP. FUMBLE RECOVERIES: E.Pleasant 1 TEXANS: 1

RUSHING	No.	Yds	Avg	Long	TD
L.Miller	50	147	2.9	19	1
J.Grimes	6	41	6.8	12	0
B.Osweiler	7	33	4.7	18	1
A.Blue	3	6	2.0	4	0
J.Prosch	1	1	1.0	1	0
TEXANS	67	228	3.4	19	2
Opponents	48	162	3.4	18	2

RECEIVING	No.	Yds	Avg	Long	TD
D.Hopkins	11	132	12.0	38	1
W.Fuller V	7	53	7.6	19	0
C.Fiedorowicz	5	71	14.2	18	1
J.Grimes	4	43	10.8	15	0
L.Miller	4	15	3.8	6	0
R.Griffin	3	29	9.7	13	0
A.Hunt	2	15	7.5	13	0
K.Mumphery	1	7	7.0	7	0
S.Anderson	0	0	0	0	0
TEXANS	37	365	9.9	38	2
Opponents	36	448	12.4	48	3

INTERCEPTIONS	No.	Yds	Avg	Long	TD
A.Bouye	2	13	6.5	7	0
C.Moore	1	20	20.0	20	0
A.Hal	1	6	6.0	6	0
J.Clowney	1	3	3.0	3	0
TEXANS	5	42	8.4	20	0
Opponents	3	58	19.3	31	0

PUNTING	No.	Yds	Avg	Net	TB	In	Lg	B
S.Lechler	17	755	44.4	36.4	2	7	63	0
TEXANS	17	755	44.4	36.4	2	7	63	0
Opponents	16	697	43.6	38.8	1	6	62	0

PUNT RETURNS	Ret	FC	Yds	Avg	Long	TD
T.Ervin	4	2	23	5.8	16	0
W.Fuller V	2	1	34	17.0	18	0
TEXANS	6	3	57	9.5	18	0
Opponents	10	5	96	9.6	37	0

KICKOFF RETURNS	No.	Yds	Avg	Long	TD
A.Hunt	3	57	19.0	22	0
A.Blue	1	15	15.0	15	0
T.Ervin	1	14	14.0	14	0
W.Fuller V	1	12	12.0	12	0
TEXANS	6	98	16.3	22	0
Opponents	6	185	30.8	98t	1

FIELD GOALS	1-19	20-29	30-39	40-49	50+
N.Novak	0/0	1/1	2/2	1/1	1/1
TEXANS	0/0	1/1	2/2	1/1	1/1
Opponents	1/1	0/0	0/0	1/1	0/0

PASSING	Att	Comp	Yds	Cmp%	Yds/Att	TD	TD%	Int	Int%	Long	Sack/Lost	Rating
B.Osweiler	65	37	365	56.9%	5.6	2	3.1%	3	4.6%	38	3/17	63.9
TEXANS	65	37	365	56.9%	5.6	2	3.1%	3	4.6%	38	3/17	63.9
Opponents	83	36	448	43.4%	5.4	3	3.6%	5	6.0%	48	5/30	47.7

# 2016 POSTSEASON STATISTICS (1-1)



## DEFENSIVE STATISTICS

PLAYER	Solo	Asst	Total	Sk	Sk Yds	TFL	QBH	Int	PD	FF	FR
J.Joseph	14	0	14	0.0	0.0	0	0	0	3	0	0
A.Hal	7	5	12	0.0	0.0	0	0	1	3	0	0
B.McKinney	6	6	12	0.0	0.0	0	0	0	2	0	0
W.Mercilus	7	4	11	3.0	20.0	4	5	0	1	0	0
K.Jackson	4	4	8	0.0	0.0	0	0	0	0	0	0
B.Cushing	3	5	8	1.0	4.0	2	1	0	0	0	0
C.Moore	6	1	7	0.0	0.0	0	0	1	3	0	0
A.Bouye	5	2	7	0.0	0.0	0	0	2	6	1	0
E.Pleasant	1	3	4	0.0	0.0	0	0	0	0	0	0
J.Clowney	3	0	3	0.0	0.0	1	2	1	2	0	0
R.Nelson Jr.	3	0	3	0.0	0.0	0	0	0	1	0	0
D.Reader	2	1	3	1.0	6.0	1	1	0	0	0	0
J.Heath	2	0	2	0.0	0.0	0	0	0	0	0	0
Q.Demps	2	0	2	0.0	0.0	0	0	0	0	0	0
C.Covington	1	1	2	0.0	0.0	0	2	0	0	0	0
A.Smith	1	0	1	0.0	0.0	1	0	0	0	0	0
A.Dent	0	1	1	0.0	0.0	0	0	0	0	0	0
V.Wilfork	0	1	1	0.0	0.0	0	0	0	0	0	0
<b>TEXANS</b>	<b>67</b>	<b>34</b>	<b>101</b>	<b>5.0</b>	<b>30.0</b>	<b>9</b>	<b>11</b>	<b>5</b>	<b>21</b>	<b>1</b>	<b>0</b>
<b>Opponents</b>	<b>79</b>	<b>47</b>	<b>126</b>	<b>3.0</b>	<b>17.0</b>	<b>9</b>	<b>6</b>	<b>3</b>	<b>12</b>	<b>0</b>	<b>0</b>

MISCELLANEOUS TACKLES: D.Hopkins 1, X.Su'a-Filo 1

MISCELLANEOUS FUMBLE RECOVERIES: B.Oswailer 1

## SPECIAL TEAMS STATISTICS

PLAYER	Solo	Asst	Total	FF	FR	Blocked		
						FG	PAT	Punt
A.Dent	1	2	3	1	0	0	0	0
C.Moore	2	0	2	0	0	0	0	0
B.Peters	2	0	2	0	0	0	0	0
D.Jones	2	0	2	0	0	0	0	0
S.Anderson	1	1	2	0	0	0	0	0
S.Lechler	1	0	1	0	0	0	0	0
J.Grimes	1	0	1	0	0	0	0	0
B.Scarlett	1	0	1	0	0	0	0	0
A.Hunt	1	0	1	0	0	0	0	0
E.Pleasant	0	0	0	0	2	0	0	0
T.Ervin	0	0	0	0	1	0	0	0
<b>TEXANS</b>	<b>12</b>	<b>3</b>	<b>15</b>	<b>1</b>	<b>3</b>	<b>0</b>	<b>0</b>	<b>0</b>
<b>Opponents</b>	<b>9</b>	<b>8</b>	<b>17</b>	<b>0</b>	<b>0</b>	<b>0</b>	<b>0</b>	<b>0</b>

## DEFENSIVE LEADERS

### SACKS

Player	Sacks	Yards
W.Mercilus	3.0	17.0
D.Reader	1.0	6.0
B.Cushing	1.0	4.0
<b>Totals</b>	<b>3.0</b>	<b>30.0</b>

### INTERCEPTIONS

Player	Int	Yards	Long
A.Bouye	2	13	7
J.Clowney	1	3	3
A.Hal	1	6	6
C.Moore	1	20	20
<b>Totals</b>	<b>5</b>	<b>42</b>	<b>20</b>

### DEF. FUMBLES FORCED AND RECOVERED

Player	FF	FR
A.Bouye	1	0
<b>Totals</b>	<b>1</b>	<b>0</b>

### QUARTERBACK HITS

Player	QBH
W.Mercilus	5
J.Clowney	2
C.Covington	2
B.Cushing	1
D.Reader	1
<b>Totals</b>	<b>11</b>

### PASSES DEFENSED

Player	PD
A.Bouye	6
J.Joseph	3
A.Hal	3
C.Moore	3
B.McKinney	2
J.Clowney	2
W.Mercilus	1
R.Nelson Jr.	1
<b>Totals</b>	<b>21</b>

### TACKLES FOR LOSS

Player	TFL
W.Mercilus	4
B.Cushing	2
J.Clowney	1
D.Reader	1
A.Smith	1
<b>Totals</b>	<b>9</b>



# 2017 FINAL STATISTICS (4-12)



Date	W/L	Score	Opponent	Attendance
9/10/2017	L	7-29	Jacksonville Jaguars	71,710
9/14/2017	W	13-9	at Cincinnati Bengals	52,942
9/24/2017	L	33-36	at New England Patriots	65,878
10/1/2017	W	57-14	Tennessee Titans	71,804
10/8/2017	L	34-42	Kansas City Chiefs	71,835
10/15/2017	W	33-17	Cleveland Browns	71,815
10/29/2017	L	38-41	at Seattle Seahawks	69,025
11/5/2017	L	14-20	Indianapolis Colts	71,709
11/12/2017	L	7-33	at Los Angeles Rams	60,032
11/19/2017	W	31-21	Arizona Cardinals	71,680
11/27/2017	L	16-23	at Baltimore Ravens	70,357
12/3/2017	L	13-24	at Tennessee Titans	62,758
12/10/2017	L	16-26	San Francisco 49ers	71,802
12/17/2017	L	7-45	at Jacksonville Jaguars	64,701
12/25/2017	L	6-34	Pittsburgh Steelers	71,842
12/31/2017	L	13-22	at Indianapolis Colts	60,557

TEXANS STATISTICS		TEXANS	Opponents
<b>TOTAL FIRST DOWNS</b>			
Rushing		86	88
Passing		180	176
Penalty		47	37
3rd Down: Made/Att		76/209	71/201
3rd Down Pct.		36.4%	35.3%
4th Down: Made/Att		5/10	5/8
4th Down Pct.		50.0%	62.5%
<b>POSSESSION AVG.</b>			
TOTAL NET YARDS		5120	5546
Avg. Per Game		320.0	346.6
Total Plays		1027	973
Avg. Per Play		5.0	5.7
<b>NET YARDS RUSHING</b>			
NET YARDS RUSHING		1842	1747
Avg. Per Game		115.1	109.2
Total Rushes		448	440
<b>NET YARDS PASSING</b>			
NET YARDS PASSING		3278	3799
Avg. Per Game		204.9	237.4
Sacked/Yards Lost		54/366	32/200
Gross Yards		3644	3999
Attempts/Completions		525/299	501/321
Completion Pct.		57.0%	64.1%
Had Intercepted		17	11
<b>PUNTS/AVERAGE</b>			
NET PUNTING AVG.		92/49.0	81/47.3
PENALTIES/YARDS		41.3	42.9
FUMBLES/BALL LOST		124/1050	122/1128
TOUCHDOWNS		25/11	14/5
Rushing		40	48
Passing		8	14
Returns		28	30
		4	4

SCORE BY PERIODS	1	2	3	4	OT	Total
TEXANS	67	111	63	97	0	338
Opponents	57	181	96	102	0	436

SCORING	TD	Ru	Pa	Rt	PAT	FG	2PT	TP
K.Fairbairn	0	0	0	0	32/35	20/25	0	92
D.Hopkins	13	0	13	0	0/0	0/0	0	78
W.Fuller	7	0	7	0	0/0	0/0	0	42
L.Miller	6	3	3	0	0/0	0/0	0	36
D.Watson	2	2	0	0	0/0	0/0	1	14
D.Foreman	2	2	0	0	0/0	0/0	0	12
B.Ellington	2	0	2	0	0/0	0/0	0	12
R.Griffin	1	0	1	0	0/0	0/0	1	8
J.Joseph	1	0	0	1	0/0	0/0	0	6
L.Houston	1	0	0	1	0/0	0/0	0	6
J.Clowney	1	0	0	1	0/0	0/0	0	6
S.Anderson	1	0	1	0	0/0	0/0	0	6
A.Blue	1	1	0	0	0/0	0/0	0	6
D.Cole	1	0	0	1	0/0	0/0	0	6
B.Miller	1	0	1	0	0/0	0/0	0	6
TEXANS	40	8	28	4	32/35	20/25	2	338
Opponents	48	14	30	4	45/46	33/35	1	436

2-Pt. Conversions: TEXANS: 2/5, Opponents: 1/2

SACKS: J.Clowney 9.5, B.McKinney 3.0, E.Pleasant 2.0, U.Kamalu 2.0, B.Scarlett 2.0, Z.Cunningham 1.5, B.Cushing 1.5, C.Covington 1.0, L.Lewis 1.0, K.Drummond 1.0, L.Houston 1.0, M.Gilchrist 1.0, W.Mercilus 1.0, K.Jackson 1.0, D.Reader 1.0, J.Heath 1.0, D.Cole 1.0, C.Clements 0.5  
 TEXANS: 32.0, Opponents: 54.0

RUSHING	No.	Yds	Avg	Long	TD
L.Miller	238	888	3.7	21	3
D.Foreman	78	327	4.2	39	2
D.Watson	36	269	7.5	49t	2
A.Blue	71	262	3.7	48	1
T.Yates	5	51	10.2	15	0
B.Ellington	3	17	5.7	13	0
T.Ervin	4	12	3.0	6	0
W.Fuller V	2	9	4.5	5	0
A.Ellington	5	2	0.4	7	0
T.Savage	4	2	0.5	3	0
T.Heinicke	1	2	2.0	2	0
B.Miller	1	1	1.0	1	0
TEXANS	448	1842	4.1	49t	8
Opponents	440	1747	4.0	75t	14

RECEIVING	No.	Yds	Avg	Long	TD
D.Hopkins	96	1378	14.4	72t	13
L.Miller	36	327	9.1	32	3
B.Ellington	29	330	11.4	35	2
W.Fuller V	28	423	15.1	59t	7
S.Anderson	25	342	13.7	42	1
B.Miller	19	162	8.5	57	1
C.Fiedorowicz	14	127	9.1	15	0
R.Griffin	13	158	12.2	35	1
T.Ervin	8	38	4.8	7	0
A.Blue	7	54	7.7	14	0
D.Foreman	6	83	13.8	34	0
A.Ellington	6	72	12.0	29	0
C.Thompson	5	84	16.8	32	0
J.Prosch	4	31	7.8	18	0
D.White	1	24	24.0	24	0
C.Hamilton	1	8	8.0	8	0
R.Malleck	1	3	3.0	3	0
TEXANS	299	3644	12.2	72t	28
Opponents	321	3999	12.5	94t	30

INTERCEPTIONS	No.	Yds	Avg	Long	TD
A.Hal	3	10	3.3	7	0
J.Joseph	2	85	42.5	82t	1
D.Cole	2	28	14.0	25t	1
M.Gilchrist	1	17	17.0	17	0
K.Jackson	1	2	2.0	2	0
M.Williams	1	2	2.0	2	0
E.Pleasant	1	0	0.0	0	0
TEXANS	11	144	13.1	82t	2
Opponents	17	400	23.5	78t	2

PUNTING	No.	Yds	Avg	Net	TB	In	Lg	B
S.Lechler	92	4507	49.0	41.3	5	32	68	0
TEXANS	92	4507	49.0	41.3	5	32	68	0
Opponents	81	3828	47.3	42.9	3	37	65	0

PUNT RETURNS	Ret	FC	Yds	Avg	Long	TD
W.Fuller V	9	6	135	15.0	49	0
T.Ervin	8	4	60	7.5	21	0
C.Thompson	6	0	39	6.5	15	0
B.Ellington	5	4	47	9.4	21	0
D.White	4	1	3	0.8	3	0
B.Miller	3	5	12	4.0	8	0
TEXANS	35	20	296	8.5	49	0
Opponents	49	22	608	12.4	82t	1

KICKOFF RETURNS	No.	Yds	Avg	Long	TD
C.Thompson	17	369	21.7	42	0
T.Ervin	5	93	18.6	24	0
J.Todman	4	84	21.0	25	0
D.Foreman	1	12	12.0	12	0
TEXANS	27	558	20.7	42	0
Opponents	27	547	20.3	48	0

FIELD GOALS	1-19	20-29	30-39	40-49	50+
N.Novak	0/0	3/4	8/10	6/7	3/4
TEXANS	0/0	3/4	8/10	6/7	3/4
Opponents	0/0	8/8	12/13	8/9	5/5

FUMBLES LOST: T.Savage 7, D.Watson 1, D.Foreman 1, T.Yates 1, D.Hopkins 1  
 TEXANS: 11

OPP. FUMBLE RECOVERIES: J.Clowney 2, L.Houston 1, J.Todman 1, B.Dunn 1  
 TEXANS: 5

PASSING	Att	Comp	Yds	Cmp%	Yds/Att	TD	TD%	Int	Int%	Long	Sack/Lost	Rating
D.Watson	204	126	1699	61.8%	8.3	19	9.3%	8	3.9%	72t	19/116	103.0
T.Savage	223	125	1412	56.1%	6.3	5	2.2%	6	2.7%	57	21/159	71.4
T.Yates	97	47	523	48.5%	5.4	4	4.1%	3	3.1%	40	13/75	65.8
T.Heinicke	1	1	10	100.0%	10.0	0	0.0%	0	0.0%	10	1/16	108.3
TEXANS	525	299	3644	57.0%	6.9	28	5.3%	17	3.2%	72t	54/366	82.8
Opponents	501	321	3999	64.1%	8.0	30	6.0%	11	2.2%	94t	32/200	99.6

# 2017 FINAL STATISTICS (4-12)



## DEFENSIVE STATISTICS

PLAYER	Solo	Asst	Total	Sk	Sk Yds	TFL	QBH	Int	PD	FF	FR
B.McKinney	62	33	95	3.0	8.0	10	8	0	1	1	0
Z.Cunningham	45	37	82	1.5	7.5	5	2	0	6	1	0
K.Jackson	54	19	73	1.0	4.0	4	2	1	10	1	0
A.Hal	47	24	71	0.0	0.0	3	1	3	5	2	0
J.Clowney	41	18	59	9.5	67.0	21	21	0	2	2	2
M.Gilchrist	45	11	56	1.0	8.0	1	0	1	6	1	0
J.Joseph	37	10	47	0.0	0.0	2	0	2	9	0	0
D.Reader	23	24	47	1.0	2.0	3	6	0	0	0	0
K.Johnson	35	10	45	0.0	0.0	1	0	0	2	0	0
E.Pleasant	22	5	27	2.0	21.0	1	2	1	3	1	0
B.Scarlett	19	7	26	2.0	11.0	6	3	0	1	0	0
B.Dunn	17	9	26	0.0	0.0	3	2	0	0	0	1
D.Cole	10	15	25	1.0	1.0	4	2	2	3	0	0
J.Heath	17	7	24	1.0	1.0	1	1	0	0	0	0
C.Moore	15	6	21	0.0	0.0	1	0	0	1	0	0
C.Watkins	9	12	21	0.0	0.0	3	0	0	1	0	0
C.Covington	10	6	16	1.0	12.0	1	2	0	0	1	0
B.Cushing	8	8	16	1.5	4.5	1	2	0	0	0	0
J.Watt	11	4	15	0.0	0.0	3	5	0	2	0	0
M.Williams	12	0	12	0.0	0.0	1	0	1	4	0	0
W.Mercilus	9	1	10	1.0	6.0	1	1	0	0	1	0
J.Jenkins	8	2	10	0.0	0.0	1	0	0	0	0	0
J.Banks	8	2	10	0.0	0.0	0	0	0	0	0	0
K.Drummond	8	1	9	1.0	9.0	1	1	0	0	0	0
A.Blackson	8	1	9	0.0	0.0	0	1	0	1	0	0
B.Peters	5	3	8	0.0	0.0	0	0	0	0	0	0
L.Houston	6	1	7	1.0	9.0	3	4	0	0	1	1
T.Decoud	6	1	7	0.0	0.0	0	0	0	1	0	0
U.Kamalu	5	1	6	2.0	13.0	3	3	0	0	0	0
L.Lewis	3	0	3	1.0	11.0	1	1	0	0	0	0
C.Clements	1	1	2	0.5	5.0	0	1	0	0	0	0
G.President	1	1	2	0.0	0.0	0	0	0	0	0	0
M.Burley	1	0	1	0.0	0.0	0	0	0	0	0	0
<b>TEXANS</b>	<b>608</b>	<b>280</b>	<b>888</b>	<b>32</b>	<b>200</b>	<b>85</b>	<b>71</b>	<b>11</b>	<b>58</b>	<b>12</b>	<b>4</b>
<b>Opponents</b>	<b>616</b>	<b>325</b>	<b>941</b>	<b>54</b>	<b>366</b>	<b>70</b>	<b>118</b>	<b>17</b>	<b>87</b>	<b>19</b>	<b>11</b>

**MISCELLANEOUS TACKLES:** X.Su'a-Filo 4, D.Hopkins 3, D.Watson 2, T.Savage 2, N.Martin 2, S.Anderson 1, T.Yates 1, C.Slade 1, C.Clark 1, B.Ellington 1, C.Fiedorowicz 1, B.Miller 1, W.Fuller V 1

**MISCELLANEOUS FUMBLE RECOVERIES:** T.Yates 3, B.Ellington 2, C.Clark 1, B.Giacomini 1, J.Davenport 1, L.Miller 1

## SPECIAL TEAMS STATISTICS

PLAYER	Solo	Asst	Total	FF	FR	Blocked			Punt
						FG	PAT	Blocked	
K.Drummond	8	3	11	0	0	0	0	0	0
B.Peters	7	2	9	0	0	0	0	0	0
Z.Cunningham	3	5	8	0	0	0	0	0	0
D.Cole	6	1	7	0	0	0	0	0	0
J.Todman	6	0	6	0	1	0	0	0	0
C.Thompson	6	0	6	0	2	0	0	0	0
C.Moore	5	1	6	0	0	0	0	0	0
A.Blue	4	1	5	1	0	0	0	0	0
E.Pleasant	3	2	5	0	0	0	0	0	0
J.Weeks	1	3	4	0	0	0	0	0	0
B.Scarlett	2	1	3	0	0	0	0	0	0
S.Lechler	1	1	2	0	0	0	0	0	0
I.Campbell	1	1	2	0	0	0	0	0	0
B.Heeney	0	2	2	0	0	0	0	0	0
M.Williams	1	0	1	0	0	0	0	0	0
J.Jenkins	1	0	1	0	0	0	0	0	0
S.Anderson	1	0	1	0	0	0	0	0	0
K.Fairbairn	1	0	1	0	0	0	0	0	0
T.Ervin	1	0	1	0	0	0	0	0	0
G.President	0	1	1	0	0	0	0	0	0
J.Strong	0	1	1	0	0	0	0	0	0
J.Prosch	0	1	1	0	0	0	0	0	0
T.Decoud	0	0	0	0	1	0	0	0	0
D.White	0	0	0	0	1	0	0	0	0
<b>TEXANS</b>	<b>58</b>	<b>26</b>	<b>84</b>	<b>1</b>	<b>5</b>	<b>0</b>	<b>0</b>	<b>0</b>	<b>0</b>
<b>Opponents</b>	<b>58</b>	<b>17</b>	<b>75</b>	<b>1</b>	<b>0</b>	<b>0</b>	<b>0</b>	<b>0</b>	<b>0</b>

## DEFENSIVE LEADERS

### SACKS

Player	Sacks	Yards
J.Clowney	9.5	67.0
B.McKinney	3.0	8.0
E.Pleasant	2.0	21.0
B.Scarlett	2.0	11.0
U.Kamalu	2.0	13.0
Z.Cunningham	1.5	7.5
B.Cushing	1.5	4.5
K.Jackson	1.0	4.0
M.Gilchrist	1.0	8.0
D.Reader	1.0	2.0
D.Cole	1.0	1.0
J.Heath	1.0	1.0
C.Covington	1.0	12.0
W.Mercilus	1.0	6.0
K.Drummond	1.0	9.0
L.Houston	1.0	9.0
L.Lewis	1.0	11.0
C.Clements	0.5	5.0
<b>Totals</b>	<b>32</b>	<b>200</b>

### INTERCEPTIONS

Player	Int	Yards	Long
A.Hal	3	10	7
D.Cole	2	28	25t
J.Joseph	2	85	82t
M.Gilchrist	1	17	17
K.Jackson	1	2	2
E.Pleasant	1	0	0
M.Williams	1	2	2
<b>Totals</b>	<b>11</b>	<b>144</b>	<b>82t</b>

### DEF. FUMBLES FORCED AND RECOVERED

Player	FF	FR
A.Hal	2	0
J.Clowney	2	2
B.McKinney	1	0
Z.Cunningham	1	0
K.Jackson	1	0
M.Gilchrist	1	0
E.Pleasant	1	0
C.Covington	1	0
W.Mercilus	1	0
L.Houston	1	1
B.Dunn	0	1
<b>Totals</b>	<b>12</b>	<b>4</b>

### QUARTERBACK HITS

Player	QBH
J.Clowney	21
B.McKinney	8
D.Reader	6
J.Watt	5
L.Houston	4
B.Scarlett	3
U.Kamalu	3
Z.Cunningham	2
K.Jackson	2
E.Pleasant	2
B.Dunn	2
D.Cole	2
C.Covington	2
B.Cushing	2
A.Hal	1
J.Heath	1
W.Mercilus	1
K.Drummond	1
A.Blackson	1
L.Lewis	1
C.Clements	1
<b>Totals</b>	<b>71</b>

### PASSES DEFENSED

Player	PD
K.Jackson	10
J.Joseph	9
Z.Cunningham	6
M.Gilchrist	6
A.Hal	5
M.Williams	4
E.Pleasant	3
D.Cole	3
J.Clowney	2
K.Johnson	2
J.Watt	2
B.McKinney	1
B.Scarlett	1
C.Moore	1
C.Watkins	1
A.Blackson	1
T.Decoud	1
<b>Totals</b>	<b>58</b>

### TACKLES FOR LOSS

Player	TFL
J.Clowney	21
B.McKinney	10
B.Scarlett	6
Z.Cunningham	5
K.Jackson	4
D.Cole	4
A.Hal	3
D.Reader	3
B.Dunn	3
C.Watkins	3
J.Watt	3
L.Houston	3
U.Kamalu	3
J.Joseph	2
M.Gilchrist	1
K.Johnson	1
E.Pleasant	1
J.Heath	1
C.Moore	1
C.Covington	1
B.Cushing	1
M.Williams	1
W.Mercilus	1
J.Jenkins	1
K.Drummond	1
L.Lewis	1
<b>Totals</b>	<b>85</b>

# 2018 FINAL STATISTICS (11-5)



Date	W/L	Score	Opponent	Attendance
9/9/2018	L	20-27	at New England Patriots	65,878
9/16/2018	L	17-20	at Tennessee Titans	62,372
9/23/2018	L	22-27	New York Giants	71,838
9/30/2018	W	37-34	at Indianapolis Colts	57,716
10/7/2018	W	19-16	Dallas Cowboys	72,008
10/14/2018	W	20-13	Buffalo Bills	71,638
10/21/2018	W	20-7	at Jacksonville Jaguars	66,534
10/25/2018	W	42-23	Miami Dolphins	71,726
11/4/2018	W	19-17	at Denver Broncos	76,270
11/18/2018	W	23-21	at Washington Redskins	61,593
11/26/2018	W	34-17	Tennessee Titans	71,826
12/2/2018	W	29-13	Cleveland Browns	71,741
12/9/2018	L	21-24	Indianapolis Colts	71,814
12/15/2018	W	29-22	at New York Jets	77,982
12/23/2018	L	30-32	Philadelphia Eagles	69,696
12/30/2018	W	20-3	Jacksonville Jaguars	71,848

TEXANS STATISTICS		TEXANS	Opponents
TOTAL FIRST DOWNS		330	298
Rushing		94	76
Passing		202	200
Penalty		37	22
3rd Down: Made/Att		77/208	91/227
3rd Down Pct.		37.0%	40.1%
4th Down: Made/Att		8/12	12/20
4th Down Pct.		66.7%	60.0%
POSSESSION AVG.		30:12	29:48
TOTAL NET YARDS		5802	5490
Avg. Per Game		362.6	343.1
Total Plays		1040	1022
Avg. Per Play		5.6	5.4
NET YARDS RUSHING		2021	1323
Avg. Per Game		126.3	82.7
Total Rushes		472	385
NET YARDS PASSING		3781	4167
Avg. Per Game		236.3	260.4
Sacked/Yards Lost		62/384	43/310
Gross Yards		4165	4477
Attempts/Completions		506/345	594/385
Completion Pct.		68.2%	64.8%
Had Intercepted		9	15
PUNTS/AVERAGE		74/43.7	80/46.6
NET PUNTING AVG.		39.1	40.8
PENALTIES/YARDS		105/787	117/945
FUMBLES/BALL LOST		19/7	26/14
TOUCHDOWNS		42	36
Rushing		12	8
Passing		26	28
Returns		4	4

SCORE BY PERIODS	1	2	3	4	OT	Total
TEXANS	87	136	60	110	9	402
Opponents	74	76	91	72	3	316

SCORING	TD	Ru	Pa	Rt	PAT	FG	2PT	TP
K.Fairbairn	0	0	0	0	39/41	37/42	0	150
D.Hopkins	11	0	11	0	0/0	0/0	0	66
L.Miller	6	5	1	0	0/0	0/0	0	36
D.Watson	5	5	0	0	0/0	0/0	0	30
J.Thomas	4	0	4	0	0/0	0/0	0	24
W.Fuller	4	0	4	0	0/0	0/0	0	24
D.Thomas	2	0	2	0	0/0	0/0	0	12
A.Blue	2	2	0	0	0/0	0/0	0	12
B. Ellington	1	0	1	0	0/0	0/0	0	6
J.Clowney	1	0	0	1	0/0	0/0	0	6
J.Joseph	1	0	0	1	0/0	0/0	0	6
V.Smith	1	0	1	0	0/0	0/0	0	6
Z.Cunningham	1	0	0	1	0/0	0/0	0	6
D.Foreman	1	0	1	0	0/0	0/0	0	6
J.Reid	1	0	0	1	0/0	0/0	0	6
K.Coutee	1	0	1	0	0/0	0/0	0	6
TEXANS	42	12	26	4	39/41	37/42	0	402
Opponents	36	8	28	0	29/32	23/26	1	316

2-Pt. Conversions: TEXANS: 0/1, Opponents: 1/4

SACKS: J.Watt 16.0, J.Clowney 9.0, W.Mercilus 4.0, C.Covington 3.5, T. Mathieu 3.0, D.Reader 2.0, B.McKinney 1.5, K.Jackson 1.0, D.Ejiofor 1.0, A.Blackson 1.0, C.Watkins 1.0  
 TEXANS: 43.0, Opponents: 62.0

RUSHING	No.	Yds	Avg	Long	TD
L.Miller	210	973	4.6	97t	5
D.Watson	99	551	5.6	34	5
A.Blue	150	499	3.3	17	2
D.Carter	1	7	7.0	7	0
K.Coutee	3	0	0.0	3	0
D.Foreman	7	-1	-0.1	2	0
B.Weeden	1	-1	-1.0	-1	0
D.Hopkins	1	-7	-7.0	-7	0
TEXANS	472	2021	4.3	97t	12
Opponents	385	1323	3.4	39	8

RECEIVING	No.	Yds	Avg	Long	TD
D.Hopkins	115	1572	13.7	49t	11
W.Fuller V	32	503	15.7	73t	4
K.Coutee	28	287	10.3	40	1
L.Miller	25	163	6.5	16	1
R.Griffin	24	305	12.7	47	0
D.Thomas	23	275	12.0	31	2
J.Thomas	20	215	10.8	39	4
D.Carter	20	195	9.8	50	0
A.Blue	20	154	7.7	28	0
J.Akins	17	225	13.2	28	0
B.Ellington	8	92	11.5	23	1
V.Smith	5	91	18.2	35t	1
T.Ervin	3	35	11.7	19	0
D.Foreman	2	28	14.0	20t	1
J.Webb	2	13	6.5	7	0
S.Coates	1	12	12.0	12	0
TEXANS	354	4165	12.1	73t	26
Opponents	385	4477	11.6	83t	28

INTERCEPTIONS	No.	Yds	Avg	Long	TD
J.Reid	3	128	42.7	101t	1
A.Hal	3	2	0.7	2	0
J.Joseph	2	46	23.0	28t	1
K.Jackson	2	24	12.0	13	0
T.Mathieu	2	6	3.0	6	0
Z.Cunningham	1	38	38.0	38t	1
B.Scarlett	1	8	8.0	8	0
B.McKinney	1	0	0.0	0	0
TEXANS	15	252	16.8	101t	3
Opponents	9	24	2.7	15	0

PUNTING	No.	Yds	Avg	Net	TB	In	Lg	B
T.Daniel	74	3237	43.7	39.1	5	36	61	0
TEXANS	74	3237	43.7	39.1	5	36	61	0
Opponents	80	3732	46.7	40.8	7	24	62	1

PUNT RETURNS	Ret	FC	Yds	Avg	Long	TD
T.Ervin	21	7	175	8.3	27	0
D.Carter	16	8	146	9.1	30	0
T.Mathieu	1	1	6	6.0	6	0
TEXANS	38	16	327	8.6	30	0
Opponents	32	23	240	7.5	26	0

KICKOFF RETURNS	No.	Yds	Avg	Long	TD
T.Ervin	10	253	25.3	36	0
D.Carter	9	221	24.6	30	0
A.Blue	1	13	13.0	13	0
TEXANS	20	487	24.4	36	0
Opponents	33	682	20.7	40	0

FIELD GOALS	1-19	20-29	30-39	40-49	50+
K.Fairbairn	1/1	9/9	11/11	12/15	4/6
TEXANS	1/1	9/9	11/11	12/15	4/6
Opponents	0/0	4/4	7/7	10/10	2/5

FUMBLES LOST: D.Watson 3, D.Hopkins 2, D.Carter 1, L.Miller 1 TEXANS: 7

OPP. FUMBLE RECOVERIES: J.Clowney 3, J.Reid 2, A.Colvin 2, D.Ejiofor 1, K.Jackson 1, J.Bademosi 1, T.Mathieu 1, A.Blackson 1, B.Scarlett 1, Z.Cunningham 1 TEXANS: 14

PASSING	Att	Comp	Yds	Cmp%	Yds/Att	TD	TD%	Int	Int%	Long	Sack/Lost	Rating
D.Watson	505	345	4165	68.3%	8.2	26	5.1%	9	1.8%	73t	62/384	103.1
D.Hopkins	1	0	0	0.0%	0.0	0	0.0%	0	0.0%	0	0/0	39.6
TEXANS	506	345	4165	68.2%	8.2	26	5.1%	9	1.8%	73t	62/384	102.9
Opponents	594	385	4477	64.8%	7.5	28	4.7%	15	2.5%	83t	43/310	92.7

# 2018 FINAL STATISTICS (11-5)



## DEFENSIVE STATISTICS

PLAYER	Solo	Asst	Total	Sk	Sk Yds	TFL	QBH	Int	PD	FF	FR
Zach Cunningham	73	32	105	0	0	3	2	1	5	2	0
Benardrick McKinney	63	42	105	1.5	7.5	5	5	1	7	1	0
Tyrann Mathieu	70	19	89	3	20	5	4	2	8	0	1
Kareem Jackson	70	17	87	1	13	5	1	2	17	2	1
Justin Reid	64	17	81	0	0	2	1	3	10	1	2
J.J. Watt	47	14	61	16	119	18	25	0	4	7	0
Johnathan Joseph	49	9	58	0	0	1	0	2	13	0	0
Jadeveon Clowney	38	9	47	9	74.5	16	21	0	1	1	3
Whitney Mercilus	22	17	39	4	28	5	14	0	0	2	0
D.J. Reader	23	10	33	2	10	5	3	0	0	0	0
Shareece Wright	25	7	32	0	0	3	0	0	5	0	0
Aaron Colvin	22	7	29	0	0	0	0	0	1	0	2
Angelo Blackson	18	6	24	1	7	1	2	0	3	0	1
Brandon Dunn	13	11	24	0	0	4	0	0	0	1	0
Christian Covington	8	7	15	3.5	21	4	8	0	0	0	0
Dylan Cole	13	0	13	0	0	1	0	0	3	0	0
Brennan Scarlett	8	4	12	0	0	0	2	1	3	1	0
Andre Hal	5	6	11	0	0	0	0	3	5	0	0
Duke Ejiofor	6	2	8	1	8	1	2	0	2	0	1
Brian Peters	3	4	7	0	0	0	0	0	0	0	0
Natrell Jamerson	5	0	5	0	0	0	0	0	1	0	0
Peter Kalambayi	1	4	5	0	0	0	0	0	0	0	0
Deante Burton	4	0	4	0	0	0	0	0	0	1	0
Mike Tyson	2	2	4	0	0	0	0	0	1	0	0
Kevin Johnson	1	3	4	0	0	0	0	0	0	0	0
Carlos Watkins	2	1	3	1	2	1	1	0	0	0	0
Josh Keyes	2	1	3	0	0	0	1	0	0	0	0
Joel Heath	2	0	2	0	0	0	0	0	0	0	0
Kayvon Webster	1	0	1	0	0	0	0	0	0	0	0
Johnson Bademosi	0	1	1	0	0	0	0	0	0	0	0
<b>TEXANS</b>	<b>660</b>	<b>252</b>	<b>912</b>	<b>43</b>	<b>310</b>	<b>80</b>	<b>92</b>	<b>15</b>	<b>90</b>	<b>19</b>	<b>11</b>
<b>Opponents</b>	<b>665</b>	<b>354</b>	<b>1019</b>	<b>62</b>	<b>384</b>	<b>91</b>	<b>133</b>	<b>9</b>	<b>49</b>	<b>10</b>	<b>6</b>

**MISCELLANEOUS TACKLES:** D.Hopkins 2, N.Martin 2, D.Watson 1, S.Henderson 1, S.Kelemete 1, M.Rankin 1, J.Akins 1

**MISCELLANEOUS FUMBLE RECOVERIES:** D.Watson 3, A.Blue 1, N.Martin 1, S.Kelemete 1, J.Davenport 1

## DEFENSIVE LEADERS

SACKS	Player	Sacks	Yards
J.Watt		16.0	119.0
J.Clowney		9.0	74.5
W.Mercilus		4.0	28.0
C.Covington		3.5	21.0
T.Mathieu		3.0	20.0
D.Reader		2.0	10.0
B.McKinney		1.5	7.5
K.Jackson		1.0	13.0
A.Blackson		1.0	7.0
D.Ejiofor		1.0	8.0
C.Watkins		1.0	2.0
<b>Totals</b>		<b>43</b>	<b>310</b>

## INTERCEPTIONS

Player	Int	Yards	Long
J.Reid	3	128	101t
A.Hal	3	2	2
T.Mathieu	2	6	6
K.Jackson	2	24	13
J.Joseph	2	46	28t
Z.Cunningham	1	38	38t
B.McKinney	1	0	0
B.Scarlett	1	8	8
<b>Totals</b>	<b>15</b>	<b>252</b>	<b>101t</b>

## DEF. FUMBLES FORCED AND RECOVERED

Player	FF	FR
J.Watt	7	0
Z.Cunningham	2	0
K.Jackson	2	1
W.Mercilus	2	0
B.McKinney	1	0
J.Reid	1	2
J.Clowney	1	3
B.Dunn	1	0
B.Scarlett	1	0
D.Burton	1	1
T.Mathieu	0	1
A.Colvin	0	2
A.Blackson	0	1
D.Ejiofor	0	1
<b>Totals</b>	<b>19</b>	<b>11</b>

## QUARTERBACK HITS

Player	QBH
J.Watt	25
J.Clowney	21
W.Mercilus	14
C.Covington	8
B.McKinney	5
T.Mathieu	4
D.Reader	3
Z.Cunningham	2
A.Blackson	2
B.Scarlett	2
D.Ejiofor	2
K.Jackson	1
J.Reid	1
C.Watkins	1
J.Keyes	1
<b>Totals</b>	<b>92</b>

## PASSES DEFENSED

Player	PD
K.Jackson	17
J.Joseph	13
J.Reid	10
T.Mathieu	8
B.McKinney	7
Z.Cunningham	5
S.Wright	5
A.Hal	5
J.Watt	4
A.Blackson	3
D.Cole	3
B.Scarlett	3
D.Ejiofor	2
J.Clowney	1
A.Colvin	1
N.Jamerson	1
M.Tyson	1
D.Hopkins	1
<b>Totals</b>	<b>90</b>

## SPECIAL TEAMS STATISTICS

PLAYER	Solo	Asst	Total	FF	Blocked			
					FR	FG	PAT	Punt
A.Moore	7	4	11	0	1	0	0	0
J.Bademosi	7	2	9	0	1	0	0	0
B.Howell	7	2	9	1	1	0	0	0
P.Kalambayi	6	2	8	0	0	0	0	0
J.Reid	6	1	7	0	0	0	0	0
B.Scarlett	4	2	6	0	1	0	0	0
S.Coates	1	3	4	0	0	0	0	0
T.Adams	1	2	3	0	0	0	0	1
J.Webb III	3	0	3	0	0	0	0	0
Z.Cunningham	0	2	2	0	1	0	0	0
A.Hal	1	1	2	0	0	0	0	0
N.Jamerson	1	1	2	0	0	0	0	0
J.Keyes	1	1	2	0	0	0	0	0
B.Peters	1	1	2	0	0	0	0	0
A.Blue	1	0	1	0	0	0	0	0
D.Ejiofor	0	1	1	0	0	0	0	0
K.Fairbairn	1	0	1	0	0	0	0	0
M.Tyson	1	0	1	0	0	0	0	0
J.Weeks	0	0	1	0	0	0	0	0
<b>TEXANS</b>	<b>49</b>	<b>26</b>	<b>75</b>	<b>1</b>	<b>5</b>	<b>0</b>	<b>0</b>	<b>1</b>
<b>Opponents</b>	<b>52</b>	<b>25</b>	<b>75</b>	<b>2</b>	<b>4</b>	<b>0</b>	<b>0</b>	<b>0</b>

## TACKLES FOR LOSS

Player	TFL
J.Watt	18
J.Clowney	16
B.McKinney	5
T.Mathieu	5
K.Jackson	5
W.Mercilus	5
D.Reader	5
B.Dunn	4
C.Covington	4
Z.Cunningham	3
S.Wright	3
J.Reid	2
J.Joseph	1
A.Blackson	1
D.Cole	1
D.Ejiofor	1
C.Watkins	1
<b>Totals</b>	<b>80</b>

# 2018 POSTSEASON STATISTICS (0-1)



Date	W/L	Score	Opponent	Attendance
1/5/2019	L	7-21	Indianapolis Colts	71,798

TEXANS STATISTICS	TEXANS	Opponents
TOTAL FIRST DOWNS	20	26
Rushing	7	10
Passing	13	14
Penalty	0	2
3rd Down: Made/Att	3/13	9/14
3rd Down Pct.	23.1%	64.3%
4th Down: Made/Att	2/5	0/0
4th Down Pct.	40.0%	0.0%
POSSESSION AVG.	28:46	31:14
TOTAL NET YARDS	322	422
Avg. Per Game	322.0	422.0
Total Plays	68	67
Avg. Per Play	4.7	6.3
NET YARDS RUSHING	105	200
Avg. Per Game	105.0	200.0
Total Rushes	16	35
NET YARDS PASSING	217	222
Avg. Per Game	217.0	222.0
Sacked/Yards Lost	3/18	0/0
Gross Yards	235	222
Attempts/Completions	49/29	32/19
Completion Pct.	59.2%	59.4%
Had Intercepted	1	1
PUNTS/AVERAGE	5/46.8	4/37.0
NET PUNTING AVG.	42.8	37.0
PENALTIES/YARDS	8/67	2/10
FUMBLES/BALL LOST	0/0	0/0
TOUCHDOWNS	1	3
Rushing	0	1
Passing	1	2
Returns	0	0

SCORE BY PERIODS	1	2	3	4	OT	Total
TEXANS	0	0	0	7	0	7
Opponents	14	7	0	0	0	21

SCORING	TD	Ru	Pa	Rt	PAT	FG	2PT	TP
K.Coutee	1	0	1	0	0/0	0/0	0	6
K.Fairbairn	0	0	0	0	1/1	0/0	0	1
TEXANS	1	0	1	0	1/1	0/0	0	7
Opponents	3	1	2	1	3/3	0/0	0	21

2-Pt. Conversions: TEXANS: 0/0, Opponents: 0/0

SACKS: TEXANS: 0.0, Opponents: 3.0

FUMBLES LOST: TEXANS: 0

OPP. FUMBLE RECOVERIES: TEXANS: 0

RUSHING	No.	Yds	Avg	Long	TD
D.Watson	8	76	9.5	21	0
L.Miller	5	18	3.6	8	0
A.Blue	2	8	4.0	4	0
D.Foreman	1	3	3.0	3	0
TEXANS	16	105	6.6	21	0
Opponents	35	200	5.7	29	1

RECEIVING	No.	Yds	Avg	Long	TD
K.Coutee	11	110	10.0	20	1
L.Miller	8	63	7.9	12	0
D.Hopkins	5	37	7.4	13	0
A.Blue	2	11	5.5	6	0
J.Akins	2	8	4.0	7	0
R.Griffin	1	6	6.0	6	0
D.Foreman	0	0	0.0	0	0
V.Smith	0	0	0.0	0	0
TEXANS	29	235	8.1	20	1
Opponents	19	222	11.7	38	2

INTERCEPTIONS	No.	Yds	Avg	Long	TD
B.Dunn	1	0	0.0	0	0
TEXANS	1	0	0.0	0	0
Opponents	1	10	10.0	10	0

PUNTING	No.	Yds	Avg	Net	TB	In	Lg	B
T.Daniel	5	234	46.8	42.8	0	2	60	0
TEXANS	5	234	46.8	42.8	0	2	60	0
Opponents	5	148	37.0	37.0	0	2	44	0

PUNT RETURNS	Ret	FC	Yds	Avg	Long	TD
D.Carter	0	2	0	0.0	0	0
TEXANS	0	2	0	0.0	0	0
Opponents	2	2	20	10.0	14	0

KICKOFF RETURNS	No.	Yds	Avg	Long	TD
D.Carter	1	26	26.0	26	0
TEXANS	1	26	26.0	26	0
Opponents	0	0	0.0	0	0

FIELD GOALS	1-19	20-29	30-39	40-49	50+
K.Fairbairn	0/0	0/0	0/0	0/0	0/0
TEXANS	0/0	0/0	0/0	0/0	0/0
Opponents	0/0	0/0	0/0	0/0	0/0

PASSING	Att	Comp	Yds	Cmp%	Yds/Att	TD	TD%	Int	Int%	Long	Sack/Lost	Rating
D.Watson	49	29	235	59.2%	4.8	1	2.0%	1	2.0%	20	3/18	69.7
TEXANS	49	29	235	59.2%	4.8	1	2.0%	1	2.0%	20	3/18	69.7
Opponents	32	19	222	59.4%	6.9	2	6.3%	1	3.1%	38	0/0	88.3

# 2018 POSTSEASON STATISTICS (0-1)



## DEFENSIVE STATISTICS

PLAYER	Solo	Asst	Total	Sk	Sk Yds	TFL	QBH	Int	PD	FF	FR
Benardrick McKinney	5	4	9	0	0	0	0	0	0	0	0
Tyrann Mathieu	8	0	8	0	0	0	0	0	0	0	0
Zach Cunningham	5	2	7	0	0	0	1	0	1	0	0
Johnathan Joseph	4	2	6	0	0	0	0	0	0	0	0
D.J. Reader	3	3	6	0	0	0	0	0	0	0	0
Jadeveon Clowney	2	3	5	0	0	0	0	0	0	0	0
Kareem Jackson	3	1	4	0	0	0	0	0	0	0	0
Dylan Cole	2	2	4	0	0	0	0	0	0	0	0
Justin Reid	2	1	3	0	0	0	0	0	2	0	0
J.J. Watt	2	0	2	0	0	1	1	0	2	0	0
Andre Hal	1	1	2	0	0	0	0	0	0	0	0
Brandon Dunn	1	0	1	0	0	0	0	1	1	0	0
Duke Ejirofor	1	0	1	0	0	0	2	0	0	0	0
Whitney Mercilus	0	1	1	0	0	0	0	0	0	0	0
Shareece Wright	0	0	0	0	0	0	0	0	1	0	0
<b>TEXANS</b>	<b>39</b>	<b>20</b>	<b>59</b>	<b>0.0</b>	<b>0.0</b>	<b>1</b>	<b>4</b>	<b>1</b>	<b>7</b>	<b>0</b>	<b>0</b>
<b>Opponents</b>	<b>36</b>	<b>26</b>	<b>62</b>	<b>3.0</b>	<b>18.0</b>	<b>3</b>	<b>8</b>	<b>1</b>	<b>4</b>	<b>0</b>	<b>0</b>

MISCELLANEOUS TACKLES: R.Griffin 1

MISCELLANEOUS FUMBLE RECOVERIES: 0

## SPECIAL TEAMS STATISTICS

PLAYER	Solo	Asst	Total	FF	Blocked			Punt
					FR	FG	PAT	
Z.Cunningham	1	0	1	0	0	0	0	0
P.Kalambayi	1	0	1	0	0	0	0	0
<b>TEXANS</b>	<b>2</b>	<b>0</b>	<b>2</b>	<b>0</b>	<b>0</b>	<b>0</b>	<b>0</b>	<b>0</b>
<b>Opponents</b>	<b>0</b>	<b>2</b>	<b>2</b>	<b>0</b>	<b>0</b>	<b>0</b>	<b>0</b>	<b>0</b>

## DEFENSIVE LEADERS

### INTERCEPTIONS

Player	Int	Yards	Long
B.Dunn	1	0	0
<b>Totals</b>	<b>1</b>	<b>0</b>	<b>0</b>

### QUARTERBACK HITS

Player	QBH
D.Ejirofor	2
Z.Cunningham	1
J.Watt	1
<b>Totals</b>	<b>4</b>

### PASSES DEFENSED

Player	PD
J.Reid	2
J.Watt	2
B.Dunn	1
Z.Cunningham	1
S.Wright	1
<b>Totals</b>	<b>7</b>

### TACKLES FOR LOSS

Player	TFL
J.Watt	1
<b>Totals</b>	<b>1</b>

# 2019 FINAL STATISTICS (10-6)



Date	W/L	Score	Opponent	Attendance
9/9/19	L	28-30	at New Orleans Saints	73,039
9/15/19	W	13-12	Jacksonville Jaguars	71,651
9/22/19	W	27-20	at Los Angeles Chargers	25,349
9/29/19	L	10-16	Carolina Panthers	71,699
10/6/19	W	53-32	Atlanta Falcons	71,787
10/13/19	W	31-24	at Kansas City Chiefs	73,323
10/20/19	L	23-30	at Indianapolis Colts	59,977
10/27/19	W	27-24	Oakland Raiders	71,893
11/3/19	W	26-3	at Jacksonville Jaguars	84,771
11/17/19	L	7-41	at Baltimore Ravens	70,731
11/21/19	W	20-17	Indianapolis Colts	71,727
12/1/19	W	28-22	New England Patriots	72,025
12/8/19	L	24-38	Denver Broncos	71,769
12/15/19	W	24-21	at Tennessee Titans	65,265
12/21/19	W	23-20	at Tampa Bay Buccaneers	49,036
12/29/19	L	14-35	Tennessee Titans	71,794

TEXANS STATISTICS		TEXANS	Opponents
<b>TOTAL FIRST DOWNS</b>			
Rushing		346	346
Passing		112	98
Penalty		203	220
3rd Down: Made/Att		84/193	98/202
3rd Down Pct.		43.5%	48.5%
4th Down: Made/Att		13/25	7/16
4th Down Pct.		52.0%	43.8%
<b>POSSESSION AVG.</b>			
TOTAL NET YARDS		30:02	29:58
Avg. Per Game		5792	6213
Total Plays		362.0	388.3
Avg. Per Play		1017	1020
<b>NET YARDS RUSHING</b>			
Avg. Per Game		5.7	6.1
Total Rushes		2009	1937
<b>NET YARDS PASSING</b>			
Avg. Per Game		125.6	121.1
Sacked/Yards Lost		434	403
Gross Yards		3783	4276
Attempts/Completions		236.4	267.3
Completion Pct.		49/300	31/215
Had Intercepted		4083	4491
<b>PUNTS/AVERAGE</b>			
NET PUNTING AVG.		57/45.6	56/47.0
PENALTIES/YARDS		43.5	42.8
FUMBLES/BALL LOST		111/892	109/859
TOUCHDOWNS		20/8	16/10
Rushing		46	46
Passing		17	12
Returns		27	33
		2	1

SCORE BY PERIODS	1	2	3	4	OT	Total
TEXANS	47	115	92	124	0	378
Opponents	75	112	92	106	0	385

SCORING	TD	Ru	Pa	Rt	PAT	FG	2PT	TP
K.Fairbairn	0	0	0	0	40/45	20/25	0	100
D.Watson	8	7	1	0	0/0	0/0	0	48
D.Hopkins	7	0	7	0	0/0	0/0	1	44
D.Fells	7	0	7	0	0/0	0/0	0	42
C.Hyde	6	6	0	0	0/0	0/0	0	36
D.Johnson	5	2	3	0	0/0	0/0	0	30
K.Stills	4	0	4	0	0/0	0/0	0	24
W.Fuller	3	0	3	0	0/0	0/0	0	18
J.Akins	2	0	2	0	0/0	0/0	0	12
T.Gipson	1	0	0	1	0/0	0/0	0	6
A.McCarron	1	1	0	0	0/0	0/0	0	6
K.Coutee	1	1	0	0	0/0	0/0	0	6
B.Roby	1	0	0	1	0/0	0/0	0	6
TEXANS	46	17	27	2	40/45	20/25	1	378
Opponents	46	12	33	1	42/43	21/26	1	385

2-Pt. Conversions: TEXANS 1/1, Opponents: 1/3

SACKS: W.Mercilus 7.5, J.Watt 4.0, J.Martin 3.5, B.Scarlett 3.5, C.Omenihu 3.0, D.Reader 2.5, Z.Cunningham 2.0, B.Boddy-Calhoun 1.0, B.Roby 1.0, B.McKinney 1.0, B.Dunn 1.0, C.Watkins 1.0

TEXANS: 31.0, Opponents: 48.5

RUSHING	No.	Yds	Avg	Long	TD
C.Hyde	245	1070	4.4	58	6
D.Watson	82	413	5.0	30	7
D.Johnson	83	410	4.9	40	2
T.Jones	9	40	4.4	11	0
A.McCarron	5	39	7.8	18	1
D.Hopkins	2	18	9.0	12	0
K.Coutee	2	14	7.0	10	1
B.Howell	5	10	2.0	4	0
B.Anger	1	-5	-5.0	-5	0
TEXANS	434	2009	4.6	58	17
Opponents	403	1937	4.8	63t	12

RECEIVING	No.	Yds	Avg	Long	TD
D.Hopkins	104	1165	11.2	43t	7
W.Fuller	49	670	13.7	54	3
D.Johnson	44	410	9.3	21	3
K.Stills	40	561	14.0	45	4
J.Akins	36	418	11.6	53t	2
D.Fells	34	341	10.0	24	7
K.Coutee	22	254	11.5	51	0
D.Carter	11	162	14.7	46	0
C.Hyde	10	42	4.2	14	0
S.Mitchell	2	37	18.5	21	0
T.Jones	1	9	9.0	9	0
J.Thomas	1	8	8.0	8	0
D.Watson	1	6	6.0	6t	1
TEXANS	355	4083	11.5	54	27
Opponents	375	4491	12.0	65t	33

INTERCEPTIONS	No.	Yds	Avg	Long	TD
T.Gipson	3	105	35.0	79t	1
W.Mercilus	2	88	44.0	86	0
J.Reid	2	55	27.5	37	0
B.Roby	2	49	24.5	27t	1
J.Addae	2	5	2.5	4	0
J.Joseph	1	0	0.0	0	0
TEXANS	12	302	25.2	86	2
Opponents	14	92	6.6	37	0

PUNTING	No.	Yds	Avg	Net	TB	In	Lg	B
B.Anger	45	2094	46.5	44.5	2	24	71	0
T.Daniel	11	479	43.5	40.9	0	2	54	0
K.Fairbairn	1	26	26.0	26.0	0	1	26	0
TEXANS	57	2599	45.6	43.5	2	27	71	0
Opponents	56	2632	47.0	42.8	1	29	68	0

PUNT RETURNS	Ret	FC	Yds	Avg	Long	TD
D.Carter	22	18	214	9.7	23	0
TEXANS	22	18	214	9.7	23	0
Opponents	24	19	82	3.4	15	0

KICKOFF RETURNS	No.	Yds	Avg	Long	TD
D.Carter	14	308	22.0	31	0
TEXANS	14	308	22.0	31	0
Opponents	39	725	18.6	33	0

FIELD GOALS	1-19	20-29	30-39	40-49	50+
K.Fairbairn	0/0	5/5	8/8	4/6	3/6
TEXANS	0/0	5/5	8/8	4/6	3/6
Opponents	0/0	2/2	8/8	8/10	3/6

FUMBLES LOST: D.Watson 3, C.Hyde 2, D.Carter 1, D.Johnson 1, K.Coutee 1 TEXANS: 8

OPP. FUMBLE RECOVERIES: B.McKinney 2, Z.Cunningham 2, J.Watt 2, W.Mercilus 1, C.Watkins 1, D.Cole 1, J.Reid 1 TEXANS: 10

PASSING	Att	Comp	Yds	Cmp%	Yds/Att	TD	TD%	Int	Int%	Long	Sack/Lost	Rating
D.Watson	495	333	3852	67.3%	7.8	26	5.3%	12	2.4%	54	44/257	98.0
A.McCarron	37	21	225	56.8%	6.1	0	0.0%	1	2.7%	21	5/43	63.5
D.Hopkins	2	1	6	50.0%	3.0	1	50.0%	1	50.0%	6t	0/0	56.3
TEXANS	534	355	4083	66.5%	7.6	27	5.1%	14	2.6%	54	49/300	95.3
Opponents	586	375	4491	64.0%	7.7	33	5.6%	12	2.0%	65t	31/215	97.6

# 2019 FINAL STATISTICS (10-6)



## DEFENSIVE STATISTICS

PLAYER	Solo	Asst	Total	Sk	Sk Yds	TFL	QBH	Int	PD	FF	FR
Zach Cunningham	95	42	137	2	11	7	3	0	2	0	2
Benardrick McKinney	54	47	101	1	4.5	4	4	0	3	1	2
Justin Reid	57	21	78	0	0	1	1	2	5	0	1
D.J. Reader	28	24	52	2.5	17	6	13	0	0	0	0
Johnathan Joseph	43	8	51	0	0	0	0	1	13	0	0
Tashaun Gipson	37	14	51	0	0	2	3	3	8	0	0
Whitney Mercilus	33	15	48	7.5	44.5	9	16	2	2	4	1
Brennan Scarlett	30	18	48	3.5	7.5	3	6	0	1	2	0
Jahleel Addae	33	9	42	0	0	0	0	2	3	0	0
Bradley Roby	35	3	38	1	10	2	1	2	8	1	0
Lonnie Johnson	31	7	38	0	0	0	0	0	7	0	0
Gareon Conley	20	7	27	0	0	0	0	0	11	0	0
Brandon Dunn	11	14	25	1	3	1	4	0	0	0	0
J.J. Watt	15	9	24	4	34.5	4	21	0	3	1	2
Carlos Watkins	10	13	23	1	3	1	2	0	1	0	1
Vernon Hargreaves	16	5	21	0	0	1	0	0	2	0	0
Angelo Blackson	11	9	20	0	0	2	1	0	0	0	0
Charles Omenihu	8	5	13	3	34	2	5	0	2	2	0
Tyrell Adams	7	6	13	0	0	0	0	0	0	1	0
Phillip Gaines	10	1	11	0	0	1	0	0	2	0	0
Jacob Martin	6	5	11	3.5	27	3	7	0	0	1	0
Peter Kalambayi	7	3	10	0	0	0	0	0	0	0	0
Dylan Cole	6	2	8	0	0	0	0	0	1	0	1
Keion Crossen	6	2	8	0	0	0	1	0	1	0	0
Eddie Vanderdoes	5	3	8	0	0	0	0	0	0	0	0
Aaron Colvin	4	1	5	0	0	0	0	0	0	0	0
Cornell Armstrong	3	1	4	0	0	0	0	0	0	0	0
Briean Boddy-Calhoun	2	0	2	1	19	1	0	0	0	1	0
A.J. Moore	2	0	2	0	0	1	0	0	0	0	0
Mike Adams	2	0	2	0	0	0	0	0	0	0	0
Barkevious Mingo	0	1	1	0	0	0	2	0	0	0	0
<b>TEXANS</b>	<b>627</b>	<b>295</b>	<b>922</b>	<b>31</b>	<b>215</b>	<b>51</b>	<b>91</b>	<b>12</b>	<b>75</b>	<b>14</b>	<b>10</b>
<b>Opponent</b>	<b>660</b>	<b>283</b>	<b>943</b>	<b>48.5</b>	<b>296</b>	<b>68</b>	<b>94</b>	<b>14</b>	<b>61</b>	<b>13</b>	<b>7</b>

**MISCELLANEOUS TACKLES:** D.Johnson 3, M.Scharping 3, K.Coutee 2, C.Hyde 2, D.Hopkins 1, B.Howell 1, D.Watson 1, K.Stills 1, D.Fells 1

**MISCELLANEOUS FUMBLE RECOVERIES:** D.Watson 5, T.Howard 1, C.Hyde 1, M.Scharping 1

## DEFENSIVE LEADERS

SACKS		
Player	Sacks	Yards
W.Mercilus	7.5	44.5
J.Watt	4.0	34.5
C.Omenihu	3.0	34.0
J.Martin	3.5	27.0
B.Boddy-Calhoun	1.0	19.0
D.Reader	2.5	17.0
Z.Cunningham	2.0	11.0
B.Roby	1.0	10.0
B.Scarlett	3.5	7.5
B.McKinney	1.0	4.5
B.Dunn	1.0	3.0
C.Watkins	1.0	3.0
<b>Totals</b>	<b>31</b>	<b>215</b>

INTERCEPTIONS			
Player	Int	Yards	Long
T.Gipson Sr.	3	105	79t
J.Addae	2	5	4
W.Mercilus	2	88	86
J.Reid	2	55	37
B.Roby	2	49	27t
J.Joseph	1	0	0
<b>Totals</b>	<b>12</b>	<b>302</b>	<b>86</b>

DEF. FUMBLES FORCED AND RECOVERED		
Player	FF	FR
W.Mercilus	4	1
B.Scarlett	2	0
C.Omenihu	2	0
B.McKinney	1	2
B.Roby	1	0
J.Watt	1	2
T.Adams	1	0
J.Martin	1	0
B.Boddy-Calhoun	1	0
Z.Cunningham	0	2
J.Reid	0	1
C.Watkins	0	1
D.Cole	0	1
<b>Totals</b>	<b>14</b>	<b>10</b>

QUARTERBACK HITS	
Player	QBH
J.Watt	21
W.Mercilus	16
D.Reader	13
J.Martin	7
B.Scarlett	6
C.Omenihu	5
B.Dunn	4
B.McKinney	4
Z.Cunningham	3
T.Gipson Sr.	3
B.Mingo	2
C.Watkins	2
A.Blackson	1
K.Crossen	1
J.Heath	1
J.Reid	1
B.Roby	1
<b>Totals</b>	<b>91</b>

PASSES DEFENSED	
Player	PD
J.Joseph	13
G.Conley	11
T.Gipson Sr.	8
B.Roby	8
L.Johnson Jr.	7
J.Reid	5
J.Addae	3
B.McKinney	3
J.Watt	3
Z.Cunningham	2
P.Gaines	2
V.Hargreaves III	2
W.Mercilus	2
C.Omenihu	2
D.Cole	1
K.Crossen	1
B.Scarlett	1
C.Watkins	1
<b>Totals</b>	<b>75</b>

## SPECIAL TEAMS STATISTICS

PLAYER	Solo	Asst	Total	Blocked				
				FF	FR	FG	PAT	Punt
A.Moore Jr.	7	5	12	0	0	0	0	0
T.Jones	4	5	9	0	0	0	0	0
P.Kalambayi	3	5	8	0	0	0	0	0
D.Cole	7	1	8	0	0	0	0	0
C.Gillaspia	3	3	6	0	0	0	0	0
Z.Cunningham	4	1	5	0	0	0	0	0
K.Crossen	4	1	5	0	0	0	0	0
B.Howell	2	3	5	0	0	0	0	0
B.Mingo	5	0	5	0	0	0	0	0
L.Johnson Jr.	3	0	3	0	0	0	0	0
J.Addae	2	1	3	0	0	0	0	0
B.Scarlett	1	2	3	0	0	0	0	0
X.Crawford	1	1	2	0	0	0	0	0
P.Gaines	2	0	2	0	0	0	0	0
J.Weeks	0	2	2	0	0	0	0	0
M.Adams	0	1	1	0	0	0	0	0
K.Fairbairn	0	1	1	0	0	0	0	0
A.Blackson	0	0	0	0	0	2	0	0
<b>TEXANS</b>	<b>48</b>	<b>32</b>	<b>80</b>	<b>0</b>	<b>0</b>	<b>2</b>	<b>0</b>	<b>0</b>
<b>OPPONENTS</b>	<b>30</b>	<b>17</b>	<b>47</b>	<b>1</b>	<b>1</b>	<b>0</b>	<b>1</b>	<b>0</b>

## TACKLES FOR LOSS

Player	TFL
W.Mercilus	9
Z.Cunningham	7
D.Reader	6
B.McKinney	4
J.Watt	4
J.Martin	3
B.Scarlett	3
A.Blackson	2
T.Gipson Sr.	2
C.Omenihu	2
B.Roby	2
B.Boddy-Calhoun	1
B.Dunn	1
P.Gaines	1
V.Hargreaves III	1
A.Moore Jr.	1
J.Reid	1
C.Watkins	1
<b>Totals</b>	<b>51</b>



# 2019 POSTSEASON STATISTICS (1-1)



Date	W/L	Score	Opponent	Attendance
1/4/2020	W	22-19	Buffalo Bills	71,699
1/12/2020	L	31-51	at Kansas City Chiefs	73,503

	TEXANS	Opponents
<b>TEXANS STATISTICS</b>		
TOTAL FIRST DOWNS	42	53
Rushing	9	19
Passing	31	30
Penalty	2	4
3rd Down: Made/Att	11/28	13/29
3rd Down Pct.	39.3%	44.8%
4th Down: Made/Att	1/6	0/1
4th Down Pct.	16.7%	0.0%
POSSESSION AVG.	32:21	27:39
TOTAL NET YARDS	802	859
Avg. Per Game	401.0	429.5
Total Plays	143	138
Avg. Per Play	5.6	6.2
NET YARDS RUSHING	235	290
Avg. Per Game	117.5	145.0
Total Rushes	54	51
NET YARDS PASSING	567	569
Avg. Per Game	283.5	284.5
Sacked/Yards Lost	12/68	4/32
Gross Yards	635	601
Attempts/Completions	77/51	83/48
Completion Pct.	66.2%	57.8%
Had Intercepted	0	0
PUNTS/AVERAGE	8/44.1	8/37.8
NET PUNTING AVG.	43	32.5
PENALTIES/YARDS	11/107	11/101
FUMBLES/BALL LOST	4/2	4/2
TOUCHDOWNS	6	8
Rushing	2	2
Passing	3	6
Returns	1	0

SCORE BY PERIODS	1	2	3	4	OT	Total
TEXANS	21	3	15	11	3	53
Opponents	7	34	16	13	0	70

SCORING	TD	Ru	Pa	Rt	PAT	FG	2PT	TP
D.Watson	2	2	0	0	0/0	0/0	1	14
K.Fairbairn	0	0	0	0	4/4	3/4	0	13
C.Hyde	1	0	1	0	0/0	0/0	0	6
D.Fells	1	0	1	0	0/0	0/0	0	6
K.Stills	1	0	1	0	0/0	0/0	0	6
L.Johnson	1	0	0	1	0/0	0/0	0	6
D.Hopkins	0	0	0	0	0/0	0/0	1	2
TEXANS	6	2	3	1	4/4	3/4	2	53
Opponents	8	2	6	0	7/8	5/5	0	70

2-Pt. Conversions: TEXANS: 2/2, Opponents: 0/0

SACKS: J.Martin 1.0, J.Watt 1.0, G.Conley 1.0, W.Mercilus 1.0

TEXANS: 4.0, Opponents: 12.0

RUSHING	No.	Yds	Avg	Long	TD
C.Hyde	29	92	3.2	8	0
D.Watson	20	92	4.6	20t	2
D.Johnson	4	49	12.3	19	0
J.Reid	1	2	2.0	2	0
TEXANS	54	235	4.4	20t	2
Opponents	51	290	5.7	42	2

RECEIVING	No.	Yds	Avg	Long	TD
D.Hopkins	15	208	13.9	41	0
D.Johnson	8	53	6.6	18	0
K.Stills	7	126	18.0	54t	1
D.Fells	7	59	8.4	14	1
W.Fuller	5	89	17.8	39	0
C.Hyde	4	23	5.8	10	1
T.Jones	2	48	24.0	34	0
D.Carter	2	22	11.0	17	0
J.Thomas	1	7	7.0	7	0
TEXANS	51	635	12.5	54t	3
Opponents	48	601	12.5	48	6

INTERCEPTIONS	No.	Yds	Avg	Long	TD

PUNTING	No.	Yds	Avg	Net	TB	In	Lg	B
B.Anger	8	353	44.1	43.0	0	5	56	0
TEXANS	8	353	44.1	43.0	0	5	56	0
Opponents	8	302	37.8	32.5	1	3	56	1

PUNT RETURNS	Ret	FC	Yds	Avg	Long	TD
D.Carter	2	2	22	11.0	11	0
TEXANS	2	2	22	11.0	11	0
Opponents	3	4	9	3.0	8	0

KICKOFF RETURNS	No.	Yds	Avg	Long	TD
D.Carter	3	60	20.0	26	0
C.Gillaspia	2	6	3.0	4	0
TEXANS	5	66	13.2	26	0
Opponents	6	142	23.7	58	0

FIELD GOALS	1-19	20-29	30-39	40-49	50+
K.Fairbairn	0/0	1/1	1/1	1/1	0/1
TEXANS	0/0	1/1	1/1	1/1	0/1
Opponents	0/0	1/1	1/1	3/3	0/0

FUMBLES LOST: D.Hopkins 1, D.Carter 1 TEXANS: 2

OPP. FUMBLE RECOVERIES: J.Martin 1, K.Crossen 1 TEXANS: 2

PASSING	Att	Comp	Yds	Cmp%	Yds/Att	TD	TD%	Int	Int%	Long	Sack/Lost	Rating
D.Watson	77	51	635	66.2%	8.2	3	3.9%	0	0.0%	54t	11/54	104.6
K.Stills	0	0	0	0.0%	0.0	0	0.0%	0	0.0%	0	1/14	0.0
TEXANS	77	51	635	66.2%	8.2	3	3.9%	0	0.0%	54t	12/68	104.6
Opponents	83	48	601	57.8%	7.2	6	7.2%	0	0.0%	48	4/32	104.5

# 2019 POSTSEASON STATISTICS (1-1)



## DEFENSIVE STATISTICS

PLAYER	Solo	Asst	Total	Sk	Sk Yds	TFL	QBH	Int	PD	FF	FR
Zach Cunningham	10	6	16	0	0	2	1	0	2	0	0
Benardrick McKinney	8	6	14	0	0	0	1	0	0	0	0
Bradley Roby	11	0	11	0	0	0	0	0	2	0	0
Gareon Conley	10	1	11	1	5	1	0	0	3	0	0
Justin Reid	7	3	10	0	0	1	0	0	1	0	0
Vernon Hargreaves	9	0	9	0	0	0	1	0	1	0	0
D.J. Reader	4	3	7	0	0	0	0	0	0	0	0
Mike Adams	6	0	6	0	0	1	0	0	0	1	0
Whitney Mercilus	3	2	5	1	0	0	4	0	0	1	0
Angelo Blackson	3	1	4	0	0	0	0	0	0	0	0
Lonnie Johnson	3	0	3	0	0	0	0	0	0	0	0
Brennan Scarlett	2	1	3	0	0	0	1	0	0	0	0
Jacob Martin	2	0	2	1	19	2	2	0	0	0	1
J.J. Watt	1	1	2	1	8	1	2	0	1	0	0
Jahleel Addae	1	1	2	0	0	0	0	0	0	0	0
Brandon Dunn	1	1	2	0	0	0	0	0	0	0	0
Charles Omenihu	0	1	1	0	0	0	1	0	0	0	0
<b>TEXANS</b>	<b>81</b>	<b>27</b>	<b>108</b>	<b>4</b>	<b>32</b>	<b>8</b>	<b>14</b>	<b>0</b>	<b>10</b>	<b>2</b>	<b>1</b>
<b>Opponents</b>	<b>89</b>	<b>44</b>	<b>133</b>	<b>12</b>	<b>68</b>	<b>13</b>	<b>20</b>	<b>0</b>	<b>7</b>	<b>1</b>	<b>1</b>

MISCELLANEOUS FUMBLE RECOVERIES: C.Hyde 1, D.Watson 1

## SPECIAL TEAMS STATISTICS

PLAYER	Solo	Asst	Total	FF	Blocked			
					FR	FG	PAT	Punt
T.Jones	2	0	2	0	0	0	0	0
K.Crossen	2	0	2	0	1	0	0	0
P.Kalambayi	1	0	1	0	0	0	0	0
L.Johnson Jr.	1	0	1	0	0	0	0	0
C.Gillaspia	0	1	1	0	0	0	0	0
B.Howell	1	0	1	0	0	0	0	0
B.Scarlett	1	0	1	0	0	0	0	0
A.Moore Jr.	0	1	1	0	0	0	0	0
B.Mingo	0	0	0	0	0	0	0	1
<b>TEXANS</b>	<b>8</b>	<b>2</b>	<b>10</b>	<b>0</b>	<b>1</b>	<b>0</b>	<b>0</b>	<b>1</b>
<b>Opponents</b>	<b>6</b>	<b>1</b>	<b>7</b>	<b>1</b>	<b>0</b>	<b>0</b>	<b>0</b>	<b>0</b>

## DEFENSIVE LEADERS

### SACKS

Player	Sacks	Yards
J.Martin	1.0	19.0
J.Watt	1.0	8.0
G.Conley	1.0	5.0
W.Mercilus	1.0	0.0
<b>Totals</b>	<b>4.0</b>	<b>32.0</b>

### INTERCEPTIONS

Player	Int	Yards	Long
<b>Totals</b>	<b>0</b>	<b>0</b>	<b>0</b>

### DEF. FUMBLES FORCED AND RECOVERED

Player	FF	FR
M.Adams	1	0
W.Mercilus	1	0
J.Martin	0	1
<b>Totals</b>	<b>2</b>	<b>1</b>

### QUARTERBACK HITS

Player	QBH
W.Mercilus	4
J.Martin	2
J.Watt	2
Z.Cunningham	1
V.Hargreaves III	1
B.McKinney	1
A.Moore Jr.	1
C.Omenihu	1
B.Scarlett	1
<b>Totals</b>	<b>14</b>

### PASSES DEFENSED

Player	PD
G.Conley	3
Z.Cunningham	2
B.Roby	2
V.Hargreaves III	1
J.Reid	1
J.Watt	1
<b>Totals</b>	<b>10</b>

### TACKLES FOR LOSS

Player	TFL
Z.Cunningham	2
J.Martin	2
M.Adams	1
G.Conley	1
J.Reid	1
J.Watt	1
<b>Totals</b>	<b>8</b>

# 2020 FINAL STATISTICS (4-12)



Date	W/L	Score	Opponent	Attendance
09/10/20	L	20-34	at Kansas City	15,895
09/20/20	L	16-33	Baltimore	
09/27/20	L	21-28	at Pittsburgh	
10/04/20	L	23-31	Minnesota	12,102
10/11/20	W	30-14	Jacksonville	12,413
10/18/20	L	36-42 (OT)	at Tennessee	10,166
10/25/20	L	20-35	Green Bay	12,618
11/08/20	W	27-25	at Jacksonville	15,668
11/15/20	L	7-10	at Cleveland	10,613
11/22/20	W	27-20	New England	12,503
11/26/20	W	41-25	at Detroit	
12/06/20	L	20-26	Indianapolis	12,316
12/13/20	L	7-36	at Chicago	
12/20/20	L	20-27	at Indianapolis	9,992
12/27/20	L	31-37	Cincinnati	12,344
01/03/20	L	38-41	Tennessee	12,504

TEXANS STATISTICS	TEXANS	Opponents
TOTAL FIRST DOWNS	346	346
FIRST DOWNS	326	390
Rushing	83	145
Passing	222	222
Penalty	21	23
Third Down-Made/Att	83/193	96/202
Third Down Efficiency	43.0%	47.5%
Fourth Down-Made/Att	9/16	11/21
Fourth Down Efficiency	56.3%	52.4%
TOTAL NET YARDS	6,004	6,668
Avg. Per Game	375.3	416.8
Total Plays	940	1,068
Avg. Per Play	6.4	6.2
NET YARDS RUSHING	1,466	2,564
Avg. Per Game	91.6	160.3
Total Rushes	344	493
Avg. Per Rush	4.3	5.2
NET YARDS PASSING	4,538	4,104
Avg. Per Game	283.6	256.5
Sacked/Yards Lost	50/305	34/221
Gross Yards	4,843	4,325
Attempts/Completions	546/383	541/377
Pct. of Completion	70.1%	69.7%
Had Intercepted	7	3
PUNTS/AVERAGE	55/46.0	50/45.7
Net Punting Average	41.5	40.1
PUNT RETURN/AVG.	20/7.9	19/6.7
KICKOFF RETURN/AVG.	36/20.1	34/20.7
INTERCEPTION RETURN/AVG.	3/6.3	7/15.1
PENALTIES/YARDS	80/619	76/678
FUMBLES/BALL LOST	21/11	11/6
TOUCHDOWNS	44	55
Rushing	10	24
Passing	33	30
Returns	1	1
EXTRA POINTS/ATTEMPTS	37/40	49/50
TWO POINT CONVERSION/ATT.	1/4	3/4
FIELD GOALS/ATTEMPTS	27/31	25/31
AVG. TIME OF POSSESSION	27:12	32:48

SCORE BY PERIODS	1	2	3	4	OT	Total
TEXANS	60	124	82	118	0	384
Opponents	103	155	74	126	6	464

SCORING	TD	Ru	Pa	Rt	PAT	FG	2PT	TP
K. Fairbairn	0	0	0	0	37/40	27/31	0	118
W. Fuller V	8	0	8	0	0/0	0/0	0	48
D. Johnson	8	6	2	0	0/0	0/0	0	48
B. Cooks	6	0	6	0	0/0	0/0	0	36
D. Fells	4	0	4	0	0/0	0/0	0	24
K. Coutee	3	0	3	0	0/0	0/0	1	20
R. Cobb	3	0	3	0	0/0	0/0	0	18
D. Watson	3	3	0	0	0/0	0/0	0	18
P. Brown	2	0	2	0	0/0	0/0	0	12
D. Johnson	2	1	1	0	0/0	0/0	0	12
J. Akins	1	0	1	0	0/0	0/0	0	6
C. Hansen	1	0	1	0	0/0	0/0	0	6
C. Prorise	1	0	1	0	0/0	0/0	0	6
K. Stills	1	0	1	0	0/0	0/0	0	6
J. Watt	1	0	0	1	0/0	0/0	0	6
TEXANS	44	10	33	1	37/40	27/31	1	384
Opponents	55	24	30	1	49/50	25/31	3	464

2-Pt. Conversions: K. Coutee 1, TEXANS 1/4, Opponents: 3/4

SACKS: J. Watt 5.0, C. Omenihu 4.0, W. Mercilus 4.0, Z. Cunningham 3.0, J. Martin 3.0, C. Watkins 2.0, N. Hall 2.0, J. Reid 2.0, T. Adams 2.0, E. Murray 2.0, A. Moore Jr. 1.0, P. Hall 1.0, C. Liuguet 1.0, J. Greenard 1.0  
 TEXANS: 33.0, Opponents: 50.0

RUSHING	No.	Yds	Avg	Long	TD
D. Johnson	147	691	4.7	48	6
D. Watson	90	444	4.9	16	3
D. Johnson	77	235	3.1	23	1
B. Howell	16	64	4.0	9	0
C. Prorise	10	19	1.9	7	0
S. Phillips	2	9	4.5	5	0
J. Akins	1	4	4.0	4	0
W. Fuller V	1	0	0.0	0	0
TEXANS	344	1,466	4.3	48	10
Opponents	493	2,564	5.2	94t	24

RECEIVING	No.	Yds	Avg	Long	TD
B. Cooks	81	1,150	14.2	57t	6
W. Fuller V	53	879	16.6	77t	8
J. Akins	37	403	10.9	26	1
R. Cobb	38	441	11.6	34	3
D. Johnson	33	314	9.5	32	2
K. Coutee	33	400	12.1	64	3
D. Johnson	28	249	8.9	48	1
D. Fells	21	312	14.9	44t	4
C. Hansen	17	236	13.9	38t	1
K. Stills	11	144	13.1	24t	1
P. Brown	14	163	11.6	29	2
S. Mitchell Jr.	5	60	12.0	20	0
K. Warring	3	35	11.7	23	0
C. Prorise	5	18	3.6	10	1
D. Carter	1	8	8.0	8	0
B. Howell	1	3	3.0	3	0
S. Phillips	1	7	7.0	7	0
C. Gillaspia	1	6	6.0	6	0
TEXANS	383	4,828	12.6	77t	33
Opponents	377	4,325	11.5	73t	30

INTERCEPTIONS	No.	Yds	Avg	Long	TD
J. Watt	1	19	19.0	19t	1
V. Hargreaves III	1	0	0.0	0	0
B. Roby	1	0	0.0	0	0
TEXANS	3	19	6.3	19t	1
Opponents	7	106	15.1	48	0

PUNTING	No.	Yds	Avg	Net	TB	In	Lg	B
B. Anger	54	2,505	46.4	41.8	6	19	67	0
K. Fairbairn	1	26	26.0	26.0	0	1	26	0
TEXANS	55	2,531	46.0	41.5	6	20	67	0
Opponents	50	2,285	45.7	40.1	4	19	62	1

PUNT RETURNS	Ret	FC	Yds	Avg	Long	TD
D. Carter	11	4	96	8.7	19	0
K. Coutee	7	6	48	6.9	11	0
W. Fuller V	2	1	14	7.0	13	0
TEXANS	20	11	158	7.9	19	0
Opponents	19	21	128	6.7	16	0

KICKOFF RETURNS	No.	Yds	Avg	Long	TD
D. Carter	12	250	20.8	29	0
C. Prorise	8	149	18.6	24	0
D. Hilliard	5	104	20.8	23	0
K. Coutee	5	97	19.4	28	0
S. Phillips	5	96	19.2	26	0
J. Owens	1	26	26.0	26	0
TEXANS	36	722	20.1	29	0
Opponents	34	705	20.7	40	0

FIELD GOALS	1-19	20-29	30-39	40-49	50+
K. Fairbairn	0/0	8/8	9/9	6/8	4/6
TEXANS	0/0	8/8	9/9	6/8	4/6
Opponents	1/1	4/6	12/13	6/8	2/3

FUMBLES/LOST: D. Watson 8/3, K. Coutee 4/3, D. Johnson 3/2, D. Johnson 2/1, D. Carter 1/1, C. Prorise 1/1, C. Heck 1/0, W. Mercilus 1/0  
 TEXANS: 21/11, Opponents: 11/6

PASSING	Att	Comp	Yds	Cmp%	Yds/Att	TD	TD%	Int	Int%	Long	Sack/Lost	Rating
D. Watson	544	382	4,823	70.2	8.9	33	6.1	7	1.3	77t	49/293	112.4
A. McCarron	1	1	20	100.0	20.0	0	0.0	0	0.0	20	1/12	118.8
R. Cobb	1	0	0	0.0	0.0	0	0.0	0	0.0	0	0/0	39.6
TEXANS	546	383	4,843	70.1	8.9	33	6.0	7	1.3	77t	50/305	112.3
Opponents	541	377	4,325	69.7	8.0	30	5.5	3	0.6	73t	34/221	109.6

# 2020 FINAL STATISTICS (4-12)



## DEFENSIVE STATISTICS

PLAYER	Solo	Asst	Total	Sk	Sk Yds	TFL	QBH	Int	PD	FF	FR
Z. Cunningham	105	58	163	3.0	16.0	7	4	0/0	2	1	0
T. Adams	75	47	122	2.0	15.0	5	3	0/0	4	2	1
J. Reid	60	21	81	2.0	16.0	6	4	0/0	4	0	0
V. Hargreaves III	61	11	72	0.0	0.0	1	0	1/0	7	0	0
E. Murray	47	24	71	2.0	18.0	2	4	0/0	2	1	0
L. Johnson Jr.	50	20	70	0.0	0.0	1	3	0/0	0	0	0
J. Watt	36	16	52	5.0	41.0	14	17	1/19	7	2	1
B. Roby	33	4	37	0.0	0.0	2	0	1/0	7	0	1
B. McKinney	19	18	37	0.0	0.0	1	0	0/0	1	0	0
K. Crossen	25	9	34	0.0	0.0	0	0	0/0	5	0	0
P. Hall	18	16	34	1.0	2.0	2	2	0/0	0	0	0
A. Moore Jr.	18	13	31	1.0	10.0	1	2	0/0	1	1	0
C. Watkins	17	10	27	2.0	10.0	4	2	0/0	3	0	1
B. Dunn	12	14	26	0.0	0.0	0	3	0/0	0	0	1
P. Gaines	18	6	24	0.0	0.0	0	0	0/0	1	0	0
B. Scarlett	15	9	24	0.0	0.0	0	1	0/0	0	0	0
W. Mercilus	12	9	21	4.0	19.0	5	7	0/0	1	0	1
J. Martin	13	7	20	3.0	16.0	3	3	0/0	1	1	1
J. Greenard	9	9	18	1.0	7.0	2	3	0/0	1	0	0
C. Omenihu	11	6	17	4.0	35.0	5	16	0/0	2	0	0
R. Blacklock	10	4	14	0.0	0.0	1	2	0/0	0	0	0
M. Thomas	6	7	13	0.0	0.0	0	0	0/0	0	0	0
J. Reid	8	1	9	0.0	0.0	0	0	0/0	1	0	0
N. Hall	4	1	5	2.0	5.0	1	2	0/0	0	1	0
C. Liuget	2	2	4	1.0	7.0	2	2	0/0	0	0	0
D. Cole	0	2	2	0.0	0.0	0	0	0/0	0	0	0
A. Alufohai	0	1	1	0.0	0.0	0	0	0/0	0	0	0
A. Brown	0	1	1	0.0	0.0	0	0	0/0	0	0	0
<b>TEXANS</b>	<b>684</b>	<b>346</b>	<b>1,030</b>	<b>33.0</b>	<b>217.0</b>	<b>65</b>	<b>80</b>	<b>3/19</b>	<b>50</b>	<b>9</b>	<b>7</b>
<b>Opponent</b>	<b>611</b>	<b>257</b>	<b>868</b>	<b>50.0</b>	<b>305.0</b>	<b>63</b>	<b>106</b>	<b>7/106</b>	<b>50</b>	<b>14</b>	<b>9</b>

## SPECIAL TEAMS STATISTICS

PLAYER	Solo	Asst	Total
K. Crossen	8	4	12
L. Johnson Jr.	6	0	6
N. Hall	2	4	6
D. Cole	3	1	4
A. Moore Jr.	3	1	4
J. Reid	3	1	4
B. Scarlett	3	1	4
M. Thomas	2	1	3
T. Adams	1	2	3
K. Emanuel	1	2	3
C. Gillaspia	0	3	3
P. Brown	2	0	2
B. Howell	2	0	2
J. Reid	2	0	2
P. Kalambayi	0	2	2
B. Anger	1	0	1
A. Chesley	1	0	1
Z. Cunningham	1	0	1
M. Fields II	1	0	1
J. Greenard	1	0	1
S. Mitchell Jr.	1	0	1
J. Weeks	1	0	1
<b>TEXANS</b>	<b>45</b>	<b>22</b>	<b>67</b>

### SACKS

Player	SKS
J. Watt	5.0
W. Mercilus	4.0
C. Omenihu	4.0
Z. Cunningham	3.0
J. Martin	3.0
T. Adams	2.0
N. Hall	2.0
E. Murray	2.0
J. Reid	2.0
C. Watkins	2.0
J. Greenard	1.0
P. Hall	1.0
C. Liuget	1.0
A. Moore Jr.	1.0

### INTERCEPTIONS

Player	INT
V. Hargreaves III	1
B. Roby	1
J. Watt	1

### TACKLES FOR LOSS

Player	TFL
J. Watt	14
Z. Cunningham	7
J. Reid	6
T. Adams	5
W. Mercilus	5
C. Omenihu	5
C. Watkins	4
J. Martin	3
J. Greenard	2
P. Hall	2
C. Liuget	2
E. Murray	2
B. Roby	2
R. Blacklock	1
N. Hall	1
V. Hargreaves III	1
L. Johnson Jr.	1
B. McKinney	1
A. Moore Jr.	1

### QUARTERBACK HITS

Player	QBH
J. Watt	17
C. Omenihu	16
W. Mercilus	7
Z. Cunningham	4
E. Murray	4
J. Reid	4
T. Adams	3
B. Dunn	3
J. Greenard	3
L. Johnson Jr.	3
J. Martin	3
R. Blacklock	2
N. Hall	2
P. Hall	2
C. Liuget	2
A. Moore Jr.	2
C. Watkins	2
B. Scarlett	1

### PASSES DEFENSED

Player	PD
V. Hargreaves III	7
B. Roby	7
J. Watt	7
K. Crossen	5
T. Adams	4
J. Reid	4
C. Watkins	3
Z. Cunningham	2
E. Murray	2
C. Omenihu	2
P. Gaines	1
J. Greenard	1
J. Martin	1
B. McKinney	1
W. Mercilus	1
A. Moore Jr.	1
J. Reid	1

# 2021 REGULAR SEASON STATISTICS (4-13)



WON 4, LOST 13					
09/12	W	37-21	Jacksonville	68,105	
09/19	L	21-31	at Cleveland	67,431	
09/23	L	9-24	Carolina	68,320	
10/03	L	0-40	at Buffalo	68,087	
10/10	L	22-25	New England	68,450	
10/17	L	3-31	at Indianapolis	57,947	
10/24	L	5-31	at Arizona	60,297	
10/31	L	22-38	L.A. Rams	66,013	
11/07	L	9-17	at Miami	60,232	
11/21	W	22-13	at Tennessee	67,395	
11/28	L	14-21	N.Y. Jets	65,120	
12/05	L	0-31	Indianapolis	65,291	
12/12	L	13-33	Seattle	67,610	
12/19	W	30-16	at Jacksonville	60,252	
12/26	W	41-29	L.A. Chargers	65,674	
01/02	L	7-23	at San Francisco	71,612	
01/09	L	25-28	Tennessee	66,722	

2021 TEAM STATISTICS			
	HOU	OPP.	
<b>FIRST DOWNS</b>			
Rushing	77	135	
Passing	162	218	
Penalty	27	29	
Third Down-Made/Att	95/239	89/206	
Third Down Efficiency	39.7%	43.2%	
Fourth Down-Made/Att	9/21	11/19	
Fourth Down Efficiency	42.9%	57.9%	
<b>TOTAL NET YARDS</b>			
Avg. Per Game	278.1	384.4	
Total Plays	1,010	1,101	
Avg. Per Play	4.7	5.9	
<b>NET YARDS RUSHING</b>			
Avg. Per Game	83.6	142.2	
Total Rushes	420	523	
Avg. Per Rush	3.4	4.6	
<b>NET YARDS PASSING</b>			
Avg. Per Game	3,305	4,117	
Total Passes	194.4	242.2	
Sacked/Yards Lost	44/325	32/225	
Gross Yards	3,630	4,342	
Attempts/Completions	546/354	546/363	
Pct. of Completion	64.8%	66.5%	
Had Intercepted	15	17	
<b>PUNTS/AVERAGE</b>			
Net Punting Average	88/46.7	57/44.1	
	41.7	40.4	
<b>PUNT RETURN/AVG.</b>			
	26/7.2	45/7.9	
<b>KICKOFF RETURN/AVG.</b>			
	43/22.7	32/20.4	
<b>INTERCEPTION RETURN/AVG.</b>			
	17/17.4	15/7.7	
<b>PENALTIES/YARDS</b>			
	114/978	89/790	
<b>FUMBLES/BALL LOST</b>			
	18/7	25/8	
<b>TOUCHDOWNS</b>			
Rushing	31	53	
Passing	8	25	
Returns	21	27	
	2	1	
<b>EXTRA POINTS/ATTEMPTS</b>			
	25/29	44/48	
<b>TWO POINT CONVERSION/ATT.</b>			
	2/2	3/5	
<b>FIELD GOALS/ATTEMPTS</b>			
	21/27	28/32	
<b>AVG. TIME OF POSSESSION</b>			
	28:14	31:46	

SCORE BY PERIODS	Q1	Q2	Q3	Q4	OT	PTS
Texans	60	99	34	87	0	280
OPPONENTS	71	137	104	140	0	452

SCORING	TD	RU	PA	RT	K-PAT	FG	2PT	S	PTS
K. Fairbairn	0	0	0	0	13/16	15/19	0	0	58
B. Cooks	6	0	6	0	0/0	0/0	0	0	36
D. Amendola	3	0	3	0	0/0	0/0	1	0	20
J. Slye	0	0	0	0	7/8	4/5	0	0	19
R. Burkhead	3	3	0	0	0/0	0/0	0	0	18
B. Jordan	3	0	3	0	0/0	0/0	0	0	18
T. Taylor	3	3	0	0	0/0	0/0	0	0	18
C. Conley	2	0	2	0	0/0	0/0	0	0	12
P. Lindsay	2	1	1	0	0/0	0/0	0	0	12
C. Moore	2	0	2	0	0/0	0/0	0	0	12
D. Eberle	0	0	0	0	5/5	2/3	0	0	11
A. Auclair	1	0	1	0	0/0	0/0	0	0	6
N. Collins	1	0	1	0	0/0	0/0	0	0	6
M. Ingram II	1	1	0	0	0/0	0/0	0	0	6
D. Johnson	1	0	1	0	0/0	0/0	0	0	6
A. Miller	1	0	1	0	0/0	0/0	0	0	6
T. Smith	1	0	0	1	0/0	0/0	0	0	6
T. Thomas	1	0	0	1	0/0	0/0	0	0	6
J. Martin	0	0	0	0	0/0	0/0	0	1	2
D. Mills	0	0	0	0	0/0	0/0	1	0	2

RUSHING	NO.	YDS	AVG	LONG	TD
R. Burkhead	122	427	3.5	36	3
M. Ingram II	92	294	3.2	24	1
D. Johnson	67	228	3.4	15	0
T. Taylor	19	151	7.9	30	3
P. Lindsay	50	130	2.6	35	1
R. Freeman	35	92	2.6	13	0
D. Mills	18	44	2.4	11	0
B. Cooks	2	21	10.5	16	0
S. Phillips	6	13	2.2	4	0
J. Samuels	5	9	1.8	3	0
T. Smith	1	7	7.0	7	0
J. Akins	1	3	3.0	3	0
C. Conley	1	3	3.0	3	0
P. Dorsett	1	0	0.0	0	0
<b>TEXANS</b>	<b>420</b>	<b>1,422</b>	<b>3.4</b>	<b>36</b>	<b>8</b>
<b>OPPONENTS</b>	<b>523</b>	<b>2,418</b>	<b>4.6</b>	<b>83</b>	<b>25</b>

RECEIVING	TAR	NO.	YDS	AVG	LONG	TD
B. Cooks	134	90	1,037	11.5	52	6
N. Collins	60	33	446	13.5	32	1
D. Johnson	42	32	225	7.0	16	1
D. Amendola	38	24	248	10.3	39	3
C. Conley	37	22	323	14.7	41t	2
P. Brown	34	23	171	7.4	29	0
J. Akins	33	24	214	8.9	31	0
R. Burkhead	32	25	186	7.4	20	0
B. Jordan	28	20	178	8.9	27	3
C. Moore	22	21	227	10.8	67t	2
P. Dorsett	12	6	107	17.8	36	0
A. Miller	11	5	23	4.6	10	1
R. Freeman	10	7	62	8.9	12	0
M. Ingram II	9	7	24	3.4	10	0
A. Auclair	5	5	47	9.4	15	1
P. Lindsay	4	3	37	12.3	22t	1
J. Samuels	4	3	14	4.7	6	0
D. Davis	3	1	17	17.0	17	0
S. Phillips	3	2	9	4.5	8	0
A. Roberts	2	1	35	35.0	35	0
<b>TEXANS</b>	<b>523</b>	<b>354</b>	<b>3,630</b>	<b>10.3</b>	<b>67t</b>	<b>21</b>
<b>OPPONENTS</b>	<b>532</b>	<b>363</b>	<b>4,342</b>	<b>12.0</b>	<b>68</b>	<b>27</b>

INTERCEPTIONS	NO.	YDS	AVG	LONG	TD
L. Johnson Jr.	3	47	15.7	32	0
D. King II	3	25	8.3	25	0
T. Thomas	2	48	24.0	48t	1
J. Reid	2	45	22.5	24	0
K. Grugier-Hill	1	82	82.0	82	0
T. Mitchell	1	22	22.0	22	0
V. Hargreaves III	1	18	18.0	18	0
J. Owens	1	7	7.0	7	0
C. Kirksey	1	1	1.0	1	0
M. Collins	1	0	0.0	0	0
E. Murray	1	0	0.0	0	0
<b>TEXANS</b>	<b>17</b>	<b>295</b>	<b>17.4</b>	<b>82</b>	<b>1</b>
<b>OPPONENTS</b>	<b>15</b>	<b>116</b>	<b>7.7</b>	<b>32</b>	<b>0</b>

FUMBLES	FUM	LST	FF	REC	TD
J. Akins	2	2	0	0	0
P. Brown	1	1	0	0	0
A. Roberts	2	1	0	1	0
D. Johnson	1	1	0	0	0
D. Mills	5	1	0	4	0
C. Conley	1	1	0	0	0
J. Veasy	0	0	0	1	0
D. Amendola	1	0	0	0	0
J. Britt	1	0	0	0	0
T. Taylor	3	0	0	2	0
R. Burkhead	1	0	0	0	0
M. Cannon	0	0	0	1	0
<b>TEXANS</b>	<b>18</b>	<b>7</b>	<b>0</b>	<b>9</b>	<b>0</b>
<b>OPPONENTS</b>	<b>25</b>	<b>8</b>	<b>0</b>	<b>5</b>	<b>0</b>

PUNTING	NO.	YDS	AVG	NET	TB	IN	LG	B
C. Johnston	88	4,108	46.7	41.7	4	37	69	0
<b>TEXANS</b>	<b>88</b>	<b>4,108</b>	<b>46.7</b>	<b>41.7</b>	<b>4</b>	<b>37</b>	<b>69</b>	<b>0</b>
<b>OPPONENTS</b>	<b>57</b>	<b>2,513</b>	<b>44.1</b>	<b>40.4</b>	<b>1</b>	<b>18</b>	<b>58</b>	<b>0</b>

PUNT RETURNS	RET	FC	YDS	AVG	LONG	TD
D. King II	17	7	154	9.1	20	0
A. Roberts	8	2	33	4.1	11	0
T. Smith	1	1	1	1.0	1	0
D. Amendola	0	1	0	0.0	0	0
<b>TEXANS</b>	<b>26</b>	<b>11</b>	<b>188</b>	<b>7.2</b>	<b>20</b>	<b>0</b>
<b>OPPONENTS</b>	<b>45</b>	<b>22</b>	<b>355</b>	<b>7.9</b>	<b>48</b>	<b>0</b>

KICKOFF RETURNS	NO.	YDS	AVG	LONG	TD



# 2021 DEFENSIVE STATISTICS



## 2022 REGULAR SEASON HOUSTON TEXANS DEFENSIVE STATS (THROUGH WEEK 18)

POS.	PLAYER	TKL.	AST.	TOTAL	TFL	SACKS/YDS.	QBH	FR	FF	INT./YDS.	PD
S	J. Pitre	99	48	147	5	1.0/8.0	1	1	0	5/57	8
S	J. Owens	84	41	125	0	1.0/0.0	1	0	0	0/0	4
LB	C. Kirksey	82	42	124	7	3.0/26.0	7	1	0	2/18	5
CB/PR/KR	D. King II	59	29	88	10	0.0/0.0	2	2	0	2/30	8
LB	C. Harris	46	28	74	6	1.0/7.0	3	0	1	1/20	5
CB	S. Nelson	39	13	52	1	1.0/7.0	1	0	1	1/33	7
DE	O. Okoronkwo	32	12	44	9	5.0/27.0	11	0	1	0/0	2
CB	D. Stingley Jr.	35	8	43	0	1.0/0.0	0	0	0	1/9	5
DE	R. Green	27	15	42	5	3.5/15.0	8	0	0	0/0	2
LB	K. Grugier-Hill	30	10	40	1	0.0/0.0	0	0	0	0/0	1
DT	M. Collins	27	10	37	9	3.5/17.0	10	0	0	0/0	2
DT	R. Lopez	20	16	36	6	1.0/7.0	3	0	0	0/0	1
CB	T. Thomas	19	17	36	1	0.0/0.0	0	0	2	0/0	1
DE	J. Hughes	21	14	35	10	9.0/61.0	10	0	2	1/14	1
S	M. Stewart	22	5	27	1	0.0/0.0	0	1	0	0/0	1
DT	K. Hinish	11	12	23	6	1.0/4.0	2	0	0	0/0	0
LB	J. Hansen	13	8	21	2	1.0/6.0	2	1	1	0/0	0
S	E. Murray	11	6	17	0	0.0/0.0	0	0	0	0/0	0
CB/PR/KR	T. Smith	12	4	16	1	0.0/0.0	0	0	1	2/33	4
DE	J. Greenard	9	7	16	6	1.5/6.0	4	1	0	1/39	1
LB	B. Cashman	12	3	15	4	3.0/20.0	5	0	0	0/0	2
DT	T. Booker IV	11	4	15	1	0.5/1.0	1	0	0	0/0	1
DE	M. Addison	6	9	15	1	1.0/5.0	2	0	1	0/0	1
LB	G. Wallow	4	6	10	1	0.0/0.0	0	0	0	0/0	1
LB	J. Reeves-Maybin	5	4	9	0	0.0/0.0	0	0	0	0/0	0
DT	M. Dwumfour	6	0	6	0	0.0/0.0	3	0	0	0/0	0
DT	J. Johnson	4	1	5	0	1.0/0.0	1	1	0	0/0	0
LB	N. Hewitt	3	1	4	1	0.0/0.0	0	0	0	0/0	0
DT	T. Stallworth	2	2	4	1	0.0/0.0	0	0	0	0/0	0
DE	D. Harris	0	4	4	0	0.0/0.0	1	0	0	0/0	1
OLB	K. Pierre-Louis	1	2	3	0	0.0/0.0	0	0	0	0/0	1
<b>TEXANS TOTALS</b>		<b>752</b>	<b>381</b>	<b>1,133</b>	<b>95</b>	<b>39.0/217.0</b>	<b>78</b>	<b>8</b>	<b>10</b>	<b>16/253</b>	<b>65</b>
<b>OPP. TOTALS</b>		<b>618</b>	<b>360</b>	<b>978</b>	<b>86</b>	<b>38.0/298.0</b>	<b>108</b>	<b>8</b>	<b>17</b>	<b>19/315</b>	<b>70</b>

AST.=Assist, TFL=Tackle for a Loss, QBH=Quarterback Hits, Int.=Interception, FR=Fumble Recovery, FF=Forced Fumble, PD=Pass Defense

### 2022 TEXANS SPECIAL TEAMS

PLAYER	TKL.	AST.	COMB.
Stewart, M.J.	8	6	14
Ogunbowale, Dare	9	2	11
Cashman, Blake	7	4	11
Hewitt, Neville	7	3	10
Murray, Eric	7	3	10
Hairston, Troy	5	1	6
Reeves-Maybin, Jalen	4	2	6
Smith, Tremon	4	2	6
Weeks, Jon	1	5	6
Thomas, Tavierre	4	1	5
Hansen, Jake	2	2	4
Arnold, Grayland	2	1	3
Wallow, Garret	2	1	3
Redmond, Will	2	0	2
Francis, Cobi	1	0	1
Moore, Chris	1	0	1
King II, Desmond	0	1	1
Pierre-Louis, Kevin	0	1	1
<b>TOTALS</b>	<b>66</b>	<b>35</b>	<b>101</b>

### DEFENSIVE STATS BY RANK

SACKS		INTERCEPTIONS		TACKLES FOR LOSS		PASSES DEFENSED		QUARTERBACK HITS	
PLAYER	NO.	PLAYER	NO.	PLAYER	NO.	PLAYER	NO.	PLAYER	NO.
J. Hughes	9.0	J. Pitre	5	J. Hughes	10	D. King II	8	O. Okoronkwo	11
O. Okoronkwo	5.0	D. King II	2	D. King II	10	J. Pitre	8	M. Collins	10
M. Collins	3.5	C. Kirksey	2	M. Collins	9	S. Nelson	7	J. Hughes	10
R. Green	3.5	T. Smith	2	O. Okoronkwo	9	C. Harris	5	R. Green	8
B. Cashman	3.0	J. Greenard	1	C. Kirksey	7	C. Kirksey	5	C. Kirksey	7
C. Kirksey	3.0	C. Harris	1	J. Greenard	6	D. Stingley Jr.	5	B. Cashman	5
J. Greenard	1.5	J. Hughes	1	C. Harris	6	J. Owens	4	J. Greenard	4
M. Addison	1.0	S. Nelson	1	K. Hinish	6	T. Smith	4	M. Dwumfour	3
J. Hansen	1.0	D. Stingley Jr.	1	R. Lopez	6	B. Cashman	2	C. Harris	3
C. Harris	1.0			R. Green	5	M. Collins	2	R. Lopez	3
K. Hinish	1.0			J. Pitre	5	R. Green	2	M. Addison	2
J. Johnson	1.0			B. Cashman	4	O. Okoronkwo	2	J. Hansen	2
R. Lopez	1.0			J. Hansen	2	M. Addison	1	K. Hinish	2
S. Nelson	1.0			M. Addison	1	T. Booker IV	1	D. King II	2
J. Owens	1.0			T. Booker IV	1	J. Greenard	1	T. Booker IV	1
J. Pitre	1.0			K. Grugier-Hill	1	K. Grugier-Hill	1	D. Harris	1
D. Stingley Jr.	1.0			N. Hewitt	1	D. Harris	1	J. Johnson	1
T. Booker IV	0.5			S. Nelson	1	J. Hughes	1	S. Nelson	1
				T. Smith	1	R. Lopez	1	J. Owens	1
				T. Stallworth	1	K. Pierre-Louis	1	J. Pitre	1
				M. Stewart	1	M. Stewart	1		
				T. Thomas	1	T. Thomas	1		
				G. Wallow	1	G. Wallow	1		

# 2022 REGULAR SEASON STATISTICS



WON 3, LOST 13, TIED 1					
09/11	T	20-20 (OT)	Indianapolis	69,415	
09/18	L	9-16	at Denver	76,191	
09/25	L	20-23	at Chicago	60,592	
10/02	L	24-34	L.A. Chargers	69,071	
10/09	W	13-6	at Jacksonville	60,018	
10/23	L	20-38	at Las Vegas	61,228	
10/30	L	10-17	Tennessee	68,467	
11/03	L	17-29	Philadelphia	68,831	
11/13	L	16-24	at N.Y. Giants	71,615	
11/20	L	10-23	Washington	65,865	
11/27	L	15-30	at Miami	66,205	
12/04	L	14-27	Cleveland	66,523	
12/11	L	23-27	at Dallas	93,843	
12/18	L	24-30 (OT)	Kansas City	70,541	
12/24	W	19-14	at Tennessee	66,634	
01/01	L	3-31	Jacksonville	64,581	
01/08	W	32-31	at Indianapolis	63,655	

2022 TEAM STATISTICS		
	HOU	OPP.
<b>FIRST DOWNS</b>	<b>277</b>	<b>372</b>
Rushing	90	150
Passing	159	196
Penalty	28	26
Third Down-Made/Att	67/221	86/221
Third Down Efficiency	30.3%	38.9%
Fourth Down-Made/Att	13/26	13/21
Fourth Down Efficiency	50.0%	61.9%
<b>TOTAL NET YARDS</b>	<b>4,820</b>	<b>6,452</b>
Avg. Per Game	283.5	379.5
Total Plays	1,015	1,134
Avg. Per Play	4.7	5.7
<b>NET YARDS RUSHING</b>	<b>1,476</b>	<b>2,894</b>
Avg. Per Game	86.8	170.2
Total Rushes	398	573
Avg. Per Rush	3.7	5.1
<b>NET YARDS PASSING</b>	<b>3,344</b>	<b>3,558</b>
Avg. Per Game	196.7	209.3
Sacked/Yards Lost	38/298	39/217
Gross Yards	3,642	3,775
Attempts/Completions	579/352	522/336
Pct. of Completion	60.8%	64.4%
Had Intercepted	19	16
<b>PUNTS/AVERAGE</b>	<b>88/48.1</b>	<b>73/47.4</b>
Net Punting Average	42.6	40.8
<b>PUNT RETURN/AVG.</b>	<b>37/9.8</b>	<b>45/8.9</b>
<b>KICKOFF RETURN/AVG.</b>	<b>22/23.3</b>	<b>37/19.0</b>
<b>INTERCEPTION RETURN/AVG.</b>	<b>16/15.8</b>	<b>19/16.6</b>
<b>PENALTIES/YARDS</b>	<b>88/644</b>	<b>95/773</b>
<b>FUMBLES/BALL LOST</b>	<b>22/9</b>	<b>30/11</b>
<b>TOUCHDOWNS</b>	<b>29</b>	<b>48</b>
Rushing	7	25
Passing	20	15
Returns	2	8
<b>EXTRA POINTS/ATTEMPTS</b>	<b>24/24</b>	<b>44/45</b>
<b>TWO POINT CONVERSION/ATT.</b>	<b>1/5</b>	<b>2/2</b>
<b>FIELD GOALS/ATTEMPTS</b>	<b>29/31</b>	<b>28/32</b>
<b>AVG. TIME OF POSSESSION</b>	<b>28:28</b>	<b>31:32</b>

SCORE BY PERIODS	Q1	Q2	Q3	Q4	OT	PTS
Texans	54	85	78	72	0	289
OPPONENTS	88	127	80	119	6	420

SCORING	TD	RU	PA	RT	K-PAT	FG	2PT	S	PTS
K. Fairbairn	0	0	0	0	24/24	29/31	0	0	111
J. Akins	5	0	5	0	0/0	0/0	1	0	32
D. Pierce	5	4	1	0	0/0	0/0	0	0	30
B. Cooks	3	0	3	0	0/0	0/0	0	0	18
R. Burkhead	2	0	1	1	0/0	0/0	0	0	12
N. Collins	2	0	2	0	0/0	0/0	0	0	12
O. Howard	2	0	2	0	0/0	0/0	0	0	12
D. Mills	2	2	0	0	0/0	0/0	0	0	12
C. Moore	2	0	2	0	0/0	0/0	0	0	12
T. Quitoriano	2	0	2	0	0/0	0/0	0	0	12
P. Dorsett	1	0	1	0	0/0	0/0	0	0	6
J. Greenard	1	0	0	1	0/0	0/0	0	0	6
D. Ogunbowale	1	1	0	0	0/0	0/0	0	0	6
A. Rodgers	1	0	1	0	0/0	0/0	0	0	6
R. Lopez	0	0	0	0	0/0	0/0	0	1	2
<b>TEXANS</b>	<b>29</b>	<b>7</b>	<b>20</b>	<b>2</b>	<b>24/24</b>	<b>29/31</b>	<b>1</b>	<b>1</b>	<b>289</b>
<b>OPPONENTS</b>	<b>48</b>	<b>25</b>	<b>15</b>	<b>8</b>	<b>44/45</b>	<b>28/32</b>	<b>2</b>	<b>0</b>	<b>420</b>

RUSHING	NO.	YDS	AVG	LONG	TD
D. Pierce	220	939	4.3	75t	4
D. Ogunbowale	42	123	2.9	11	1
R. Freeman	41	117	2.9	11	0
D. Mills	32	108	3.4	17t	2
R. Burkhead	26	80	3.1	9	0
J. Driskel	20	75	3.8	10	0
K. Allen	6	13	2.2	5	0
B. Cooks	2	7	3.5	5	0
A. Rodgers	2	7	3.5	4	0
C. Moore	3	3	1.0	3	0
M. Stewart	1	3	3.0	3	0
E. Benjamin	3	1	0.3	4	0

<b>TEXANS</b>	<b>398</b>	<b>1,476</b>	<b>3.7</b>	<b>75t</b>	<b>7</b>
<b>OPPONENTS</b>	<b>573</b>	<b>2,894</b>	<b>5.1</b>	<b>62t</b>	<b>25</b>

RECEIVING	TAR	NO.	YDS	AVG	LONG	TD
B. Cooks	93	57	699	12.3	44	3
C. Moore	74	48	548	11.4	52	2
N. Collins	66	37	481	13.0	58	2
J. Akins	54	37	495	13.4	46	5
R. Burkhead	51	37	204	5.5	17	1
P. Dorsett	40	20	257	12.9	34	1
D. Pierce	39	30	165	5.5	16	1
B. Jordan	28	14	128	9.1	20	0
D. Ogunbowale	26	20	104	5.2	23	0
O. Howard	23	10	145	14.5	26	2
A. Rodgers	17	12	154	12.8	37	1
T. Quitoriano	14	7	113	16.1	52	2
P. Brown	10	7	72	10.3	30	0
R. Freeman	8	6	33	5.5	9	0
T. Hairston	8	5	19	3.8	7	0
M. Schreck	2	2	6	3.0	6	0
C. Conley	2	0	0	0.0	0	0
T. Johnson	1	1	8	8.0	8	0
J. Camp	1	1	7	7.0	7	0
J. Driskel	1	1	4	4.0	4	0

<b>TEXANS</b>	<b>558</b>	<b>352</b>	<b>3,642</b>	<b>10.3</b>	<b>58</b>	<b>20</b>
<b>OPPONENTS</b>	<b>494</b>	<b>336</b>	<b>3,775</b>	<b>11.2</b>	<b>54t</b>	<b>15</b>

INTERCEPTIONS	NO.	YDS	AVG	LONG	TD
J. Pitre	5	57	11.4	29	0
T. Smith	2	33	16.5	26	0
D. King II	2	30	15.0	29	0
C. Kirksey	2	18	9.0	18	0
J. Greenard	1	39	39.0	39t	1
S. Nelson	1	33	33.0	33	0
C. Harris	1	20	20.0	20	0
J. Hughes	1	14	14.0	14	0
D. Stingley Jr.	1	9	9.0	9	0

<b>TEXANS</b>	<b>16</b>	<b>253</b>	<b>15.8</b>	<b>39t</b>	<b>1</b>
<b>OPPONENTS</b>	<b>19</b>	<b>315</b>	<b>16.6</b>	<b>73t</b>	<b>4</b>

FUMBLES	FUM	LST	FF	REC	TD
D. Mills	8	3	0	2	0
D. Pierce	4	2	0	0	0
K. Allen	4	1	0	1	0
R. Freeman	1	1	0	0	0
D. King II	1	1	0	0	0
J. Akins	1	1	0	1	0
S. Quessenberry	1	0	0	0	0
J. Pitre	1	0	0	1	0
A. Cann	0	0	0	4	0
A. Rodgers	1	0	0	0	0
R. Burkhead	0	0	0	1	1
T. Howard	0	0	0	1	0
L. Tunsil	0	0	0	1	0

<b>TEXANS</b>	<b>22</b>	<b>9</b>	<b>0</b>	<b>12</b>	<b>1</b>
<b>OPPONENTS</b>	<b>30</b>	<b>11</b>	<b>0</b>	<b>10</b>	<b>0</b>

PUNTING	NO.	YDS	AVG	NET	TB	IN	LG	B
C. Johnston	88	4,229	48.1	42.6	4	37	67	0

<b>TEXANS</b>	<b>88</b>	<b>4,229</b>	<b>48.1</b>	<b>42.6</b>	<b>4</b>	<b>37</b>	<b>67</b>	<b>0</b>
<b>OPPONENTS</b>	<b>73</b>	<b>3,458</b>	<b>47.4</b>	<b>40.8</b>	<b>6</b>	<b>28</b>	<b>70</b>	<b>0</b>

PUNT RETURNS	RET	FC	YDS	AVG	LONG	TD
D. King II	33	16	309	9.4	31	0
T. Smith	4	2	53	13.3	26	0

<b>TEXANS</b>	<b>37</b>	<b>18</b>	<b>362</b>	<b>9.8</b>	<b>31</b>	<b>0</b>
<b>OPPONENTS</b>	<b>45</b>	<b>22</b>	<b>401</b>	<b>8.9</b>	<b>76t</b>	<b>1</b>

KICKOFF RETURNS	NO.	YDS	AVG	LONG	TD
T. Smith	19	417	21.9	32	0
D. King II	1	50	50.0	50	0
D. Ogunbowale	2	46	23.0	25	0

<b>TEXANS</b>	<b>22</b>	<b>513</b>	<b>23.3</b>	<b>50</b>	<b>0</b>
<b>OPPONENTS</b>	<b>37</b>	<b>703</b>	<b>19.0</b>	<b>28</b>	<b>0</b>



# 2022 REGULAR SEASON STATISTICS



FIELD GOALS	1-19	20-29	30-39	40-49	50+
K. Fairbairn	0/0	7/7	7/8	9/10	6/6
<b>TEXANS</b>	<b>0/0</b>	<b>7/7</b>	<b>7/8</b>	<b>9/10</b>	<b>6/6</b>
<b>OPPONENTS</b>	<b>0/0</b>	<b>10/10</b>	<b>4/4</b>	<b>8/10</b>	<b>6/8</b>

K. Fairbairn: (45G, 43G) (40G, 44G, 24G) (39G, 23G) (46WL, 40G) (50G, 51G) (39WR, 55G, 35G) (43G) (30G) (38G, 34G, 46G) (29G) (28G) (44G, 35G) (43G, 50G, 54G) (29G) (25G, 22G) (56G) (37G)

**OPP:** (45G, 27G, 42WR) (20G, 24G, 50G) (47G, 50G, 30G) (23G, 37G) (26G, 45G) (50G) (48WR, 29G) (54WR) (49G) (25G, 24G, 44G) (45G, 23G, 35G) (43G, 42G) (33G, 53G) (27G, 51WR) (53G) (54G)

**2-Pt Conv:** J. Akins 1, D. Ogunbowale 0, **TM** 1-5, **OPP** 2-2

**SACKS:** J. Hughes 9.0, O. Okoronkwo 5.0, R. Green 3.5, M. Collins 3.5, B. Cashman 3.0, C. Kirksey 3.0, J. Greenard 1.5, C. Harris 1.0, D. Stingley Jr. 1.0, J. Pitre 1.0, J. Owens 1.0, M. Addison 1.0, S. Nelson 1.0, J. Johnson 1.0, K. Hinish 1.0, R. Lopez 1.0, J. Hansen 1.0, T. Booker IV 0.5, **TM** 39.0, **OPP** 38.0 **FUM/LOST:** D. Mills 8/3, D. Pierce 4/2, K. Allen 4/1, J. Akins 1/1, D. King II 1/1, R. Freeman 1/1, S. Quessenberry 1/0, A. Rodgers 1/0, J. Pitre 1/0, **TM** 22/9, **OPP** 30/11

PASSING	ATT	CMP	YDS	CMP%	YDS/ATT	TD	TD%	INT	INT%	LONG	SACK	LOST	RATING
D. Mills	479	292	3,118	61.0	6.5	17	3.5	15	3.1	58	31	244	78.8
K. Allen	78	46	416	59.0	5.3	2	2.6	4	5.1	39	5	41	60.6
J. Driskel	20	14	108	70.0	5.4	1	5.0	0	0.0	28t	2	13	99.6
R. Burkhead	1	0	0	0.0	0.0	0	0.0	0	0.0	0	0	0	39.6
P. Dorsett	1	0	0	0.0	0.0	0	0.0	0	0.0	0	0	0	39.6
<b>TEXANS</b>	<b>579</b>	<b>352</b>	<b>3,642</b>	<b>60.8</b>	<b>6.3</b>	<b>20</b>	<b>3.5</b>	<b>19</b>	<b>3.3</b>	<b>58</b>	<b>38</b>	<b>298</b>	<b>76.8</b>
<b>OPPONENTS</b>	<b>522</b>	<b>336</b>	<b>3,775</b>	<b>64.4</b>	<b>7.2</b>	<b>15</b>	<b>2.9</b>	<b>16</b>	<b>3.1</b>	<b>54t</b>	<b>39</b>	<b>217</b>	<b>82.7</b>

# 2022 DEFENSIVE STATISTICS



## 2022 REGULAR SEASON HOUSTON TEXANS DEFENSIVE STATS (THROUGH WEEK 18)

POS.	PLAYER	TKL.	AST.	TOTAL	TFL	SACKS/YDS.	QBH	FR	FF	INT./YDS.	PD
S	J. Pitre	99	48	147	5	1.0/8.0	1	1	0	5/57	8
S	J. Owens	84	41	125	0	1.0/0.0	1	0	0	0/0	4
LB	C. Kirksey	82	42	124	7	3.0/26.0	7	1	0	2/18	5
CB/PR/KR	D. King II	59	29	88	10	0.0/0.0	2	2	0	2/30	8
LB	C. Harris	46	28	74	6	1.0/7.0	3	0	1	1/20	5
CB	S. Nelson	39	13	52	1	1.0/7.0	1	0	1	1/33	7
DE	O. Okoronkwo	32	12	44	9	5.0/27.0	11	0	1	0/0	2
CB	D. Stingley Jr.	35	8	43	0	1.0/0.0	0	0	0	1/9	5
DE	R. Green	27	15	42	5	3.5/15.0	8	0	0	0/0	2
LB	K. Grugier-Hill	30	10	40	1	0.0/0.0	0	0	0	0/0	1
DT	M. Collins	27	10	37	9	3.5/17.0	10	0	0	0/0	2
DT	R. Lopez	20	16	36	6	1.0/7.0	3	0	0	0/0	1
CB	T. Thomas	19	17	36	1	0.0/0.0	0	0	2	0/0	1
DE	J. Hughes	21	14	35	10	9.0/61.0	10	0	2	1/14	1
S	M. Stewart	22	5	27	1	0.0/0.0	0	1	0	0/0	1
DT	K. Hinish	11	12	23	6	1.0/4.0	2	0	0	0/0	0
LB	J. Hansen	13	8	21	2	1.0/6.0	2	1	1	0/0	0
S	E. Murray	11	6	17	0	0.0/0.0	0	0	0	0/0	0
CB/PR/KR	T. Smith	12	4	16	1	0.0/0.0	0	0	1	2/33	4
DE	J. Greenard	9	7	16	6	1.5/6.0	4	1	0	1/39	1
LB	B. Cashman	12	3	15	4	3.0/20.0	5	0	0	0/0	2
DT	T. Booker IV	11	4	15	1	0.5/1.0	1	0	0	0/0	1
DE	M. Addison	6	9	15	1	1.0/5.0	2	0	1	0/0	1
LB	G. Wallow	4	6	10	1	0.0/0.0	0	0	0	0/0	1
LB	J. Reeves-Maybin	5	4	9	0	0.0/0.0	0	0	0	0/0	0
DT	M. Dwumfour	6	0	6	0	0.0/0.0	3	0	0	0/0	0
DT	J. Johnson	4	1	5	0	1.0/0.0	1	1	0	0/0	0
LB	N. Hewitt	3	1	4	1	0.0/0.0	0	0	0	0/0	0
DT	T. Stallworth	2	2	4	1	0.0/0.0	0	0	0	0/0	0
DE	D. Harris	0	4	4	0	0.0/0.0	1	0	0	0/0	1
OLB	K. Pierre-Louis	1	2	3	0	0.0/0.0	0	0	0	0/0	1
<b>TEXANS TOTALS</b>		<b>752</b>	<b>381</b>	<b>1,133</b>	<b>95</b>	<b>39.0/217.0</b>	<b>78</b>	<b>8</b>	<b>10</b>	<b>16/253</b>	<b>65</b>
<b>OPP. TOTALS</b>		<b>618</b>	<b>360</b>	<b>978</b>	<b>86</b>	<b>38.0/298.0</b>	<b>108</b>	<b>8</b>	<b>17</b>	<b>19/315</b>	<b>70</b>

AST.=Assist, TFL=Tackle for a Loss, QBH=Quarterback Hits, Int.=Interception, FR=Fumble Recovery, FF=Forced Fumble, PD=Pass Defense

### 2022 TEXANS SPECIAL TEAMS

PLAYER	TKL.	AST.	COMB.
Stewart, M.J.	8	6	14
Ogunbowale, Dare	9	2	11
Cashman, Blake	7	4	11
Hewitt, Neville	7	3	10
Murray, Eric	7	3	10
Hairston, Troy	5	1	6
Reeves-Maybin, Jalen	4	2	6
Smith, Tremon	4	2	6
Weeks, Jon	1	5	6
Thomas, Tavierre	4	1	5
Hansen, Jake	2	2	4
Arnold, Grayland	2	1	3
Wallow, Garret	2	1	3
Redmond, Will	2	0	2
Francis, Cobi	1	0	1
Moore, Chris	1	0	1
King II, Desmond	0	1	1
Pierre-Louis, Kevin	0	1	1
<b>TOTALS</b>	<b>66</b>	<b>35</b>	<b>101</b>

### DEFENSIVE STATS BY RANK

SACKS		INTERCEPTIONS		TACKLES FOR LOSS		PASSES DEFENSED		QUARTERBACK HITS	
PLAYER	NO.	PLAYER	NO.	PLAYER	NO.	PLAYER	NO.	PLAYER	NO.
J. Hughes	9.0	J. Pitre	5	J. Hughes	10	D. King II	8	O. Okoronkwo	11
O. Okoronkwo	5.0	D. King II	2	D. King II	10	J. Pitre	8	M. Collins	10
M. Collins	3.5	C. Kirksey	2	M. Collins	9	S. Nelson	7	J. Hughes	10
R. Green	3.5	T. Smith	2	O. Okoronkwo	9	C. Harris	5	R. Green	8
B. Cashman	3.0	J. Greenard	1	C. Kirksey	7	C. Kirksey	5	C. Kirksey	7
C. Kirksey	3.0	C. Harris	1	J. Greenard	6	D. Stingley Jr.	5	B. Cashman	5
J. Greenard	1.5	J. Hughes	1	C. Harris	6	J. Owens	4	J. Greenard	4
M. Addison	1.0	S. Nelson	1	K. Hinish	6	T. Smith	4	M. Dwumfour	3
J. Hansen	1.0	D. Stingley Jr.	1	R. Lopez	6	B. Cashman	2	C. Harris	3
C. Harris	1.0			R. Green	5	M. Collins	2	R. Lopez	3
K. Hinish	1.0			J. Pitre	5	R. Green	2	M. Addison	2
J. Johnson	1.0			B. Cashman	4	O. Okoronkwo	2	J. Hansen	2
R. Lopez	1.0			J. Hansen	2	M. Addison	1	K. Hinish	2
S. Nelson	1.0			M. Addison	1	T. Booker IV	1	D. King II	2
J. Owens	1.0			T. Booker IV	1	J. Greenard	1	T. Booker IV	1
J. Pitre	1.0			K. Grugier-Hill	1	K. Grugier-Hill	1	D. Harris	1
D. Stingley Jr.	1.0			N. Hewitt	1	D. Harris	1	J. Johnson	1
T. Booker IV	0.5			S. Nelson	1	J. Hughes	1	S. Nelson	1
				T. Smith	1	R. Lopez	1	J. Owens	1
				T. Stallworth	1	K. Pierre-Louis	1	J. Pitre	1
				M. Stewart	1	M. Stewart	1		
				T. Thomas	1	T. Thomas	1		
				G. Wallow	1	G. Wallow	1		

# 2022 STATISTICAL LEADERS



## 2022 REGULAR SEASON - OFFENSIVE

PASSING		RECEIVING		POINTS	
PLAYER	YARDS	PLAYER	YARDS	PLAYER	POINTS
Davis Mills	3,118	Brandin Cooks	699	Davis Mills	116
Kyle Allen	416	Chris Moore	548	Ka'imi Fairbairn	111
Jeff Driskel	108	Jordan Akins	495	Dameon Pierce	24
RUSHING		Nico Collins	481	Kyle Allen	12
PLAYER	YARDS	Phillip Dorsett	257	Jeff Driskel	6
Dameon Pierce	939	Rex Burkhead	204	Jonathan Greenard	6
Dare Ogunbowale	123	Dameon Pierce	165	Dare Ogunbowale	6
Royce Freeman	117	Amari Rodgers	154	Jordan Akins	2
Davis Mills	108	O.J. Howard	145		
Rex Burkhead	80	Brevin Jordan	128		
Jeff Driskel	75	Teagan Quitoriano	113		
Kyle Allen	13	Dare Ogunbowale	104		
Brandin Cooks	7				
Amari Rodgers	7				
Chris Moore	3				

## 2022 REGULAR SEASON - DEFENSIVE

SACKS			FUMBLES			PASSES DEFENSED	
PLAYER	SACKS	YARDS	PLAYER	FF	FR	PLAYER	PD
Jerry Hughes	9.0	61.0	Desmond King II	2	0	Jalen Pitre	8
Ogbonnia Okoronkwo	5.0	27.0	Jake Hansen	1	1	Desmond King II	8
Rasheem Green	3.5	15.0	Jalen Pitre	1	0	Steven Nelson	7
Maliek Collins	3.5	17.0	Jaleel Johnson	1	0	Christian Harris	5
Blake Cashman	3.0	20.0	M.J. Stewart	1	0	Derek Stingley Jr.	5
Christian Kirksey	3.0	26.0	Jonathan Greenard	1	0	Christian Kirksey	5
Jonathan Greenard	1.5	6.0	Christian Kirksey	1	0	Tremont Smith	4
Roy Lopez	1.0	7.0	Jerry Hughes	0	2	Jonathan Owens	4
Steven Nelson	1.0	7.0	Tavierre Thomas	0	2	Blake Cashman	2
Jalen Pitre	1.0	8.0	Steven Nelson	0	1	Maliek Collins	2
Jake Hansen	1.0	6.0	Tremont Smith	0	1	Ogbonnia Okoronkwo	2
Jonathan Owens	1.0	0.0	Ogbonnia Okoronkwo	0	1	Rasheem Green	2
Jaleel Johnson	1.0	0.0	Mario Addison	0	1	Jonathan Greenard	1
Derek Stingley Jr.	1.0	0.0	Christian Harris	0	1	Garret Wallow	1
Mario Addison	1.0	5.0	Tavierre Thomas	0	2	Demone Harris	1
Kurt Hinish	1.0	4.0	Steven Nelson	0	1	Thomas Booker IV	1
Christian Harris	1.0	7.0	Tremont Smith	0	1	Tavierre Thomas	1
Thomas Booker IV	0.5	1.0	Ogbonnia Okoronkwo	0	1	M.J. Stewart	1
INTERCEPTIONS			QUARTERBACK HITS			TACKLES FOR LOSS	
PLAYER	INT	YARDS	LONG	PLAYER	QBH	PLAYER	TFL
Jalen Pitre	5	57	29	Ogbonnia Okoronkwo	11	Desmond King II	10
Tremont Smith	2	33	33	Maliek Collins	10	Jerry Hughes	10
Desmond King II	2	30	29	Jerry Hughes	10	Maliek Collins	9
Christian Kirksey	2	18	18	Rasheem Green	8	Ogbonnia Okoronkwo	9
Jonathan Greenard	1	39	39T	Christian Kirksey	7	Christian Kirksey	7
Steven Nelson	1	33	33	Blake Cashman	5	Jonathan Greenard	6
Christian Harris	1	20	20	Jonathan Greenard	4	Roy Lopez	6
Jerry Hughes	1	14	14	Michael Dwumfour	3	Kurt Hinish	6
Derek Stingley Jr.	1	9	9	Roy Lopez	3	Christian Harris	6
DEFENSIVE TACKLES							
PLAYER	SOLO	ASST	TK	Christian Harris	3	Jalen Pitre	5
Jalen Pitre	99	48	147	Jake Hansen	2	Rasheem Green	5
Jonathan Owens	84	41	125	Mario Addison	2	Blake Cashman	4
Christian Kirksey	82	42	124	Desmond King II	2	Jake Hansen	2
Desmond King II	59	29	88	Kurt Hinish	2	Tremont Smith	1
Christian Harris	46	28	74	Jaleel Johnson	1	Steven Nelson	1
Steven Nelson	39	13	52	Jalen Pitre	1	Garret Wallow	1
Ogbonnia Okoronkwo	32	12	44	Jonathan Owens	1	Thomas Booker IV	1
Derek Stingley Jr.	35	8	43				
Rasheem Green	27	15	42				
Kamu Grugier-Hill	30	10	40				
Maliek Collins	27	10	37				

# 2022 STATISTICAL LEADERS



Tavierre Thomas

1 M.J. Stewart

1 Kamu Grugier-Hill

1

## 2022 REGULAR SEASON - SPECIAL TEAMS

### SPECIAL TEAMS TACKLES

PLAYER	TK
Dare Ogunbowale	9
M.J. Stewart	8
Blake Cashman	7
Eric Murray	7
Neville Hewitt	7
Troy Hairston	5
Tremon Smith	4
Tavierre Thomas	4
Jalen Reeves-Maybin	4

### KICKOFF RETURNS

PLAYER	YARDS (AVG)
Jake Hansen	2
Grayland Arnold	2
Garret Wallow	2
Will Redmond	2
Jon Weeks	1
Cobi Francis	1
Chris Moore	1
Tremon Smith	417 (21.9)
Desmond King II	50 (50.0)

Dare Ogunbowale 46 (23.0)

### PUNT RETURNS

PLAYER	YARDS (AVG)
Desmond King II	309 (9.4)
Tremon Smith	53 (13.3)

### FIELD GOALS

PLAYER	MADE/ATT
Ka'imi Fairbairn	29/31 (93.5%)

### PUNTS

PLAYER	YARDS (AVG/NET AVG)
Cameron Johnston	4,229 (48.1/42.6)



# 2022 PLAYER PARTICIPATION



## 2022 HOUSTON TEXANS PLAYER PARTICIPATION SUMMARY (AS OF JANUARY 8, 2023)

PLAYER	GP	GS	IA	DNP	PLAYER	GP	GS	IA	DNP
Addison, Mario	12	1	1	0	Johnson, Jaleel	3	2	0	0
Akins, Jordan	15	7	0	0	Johnson, Tyler	2	0	3	0
Allen, Kyle	2	2	7	8	Johnson, Tyron	3	2	0	0
Anderson, Darius	0	0	0	0	Johnston, Cameron	17	0	0	0
Arnold, Grayland	8	0	0	0	Jordan, Brevin	11	3	6	0
Bachman, Alex	0	0	0	0	King II, Desmond	17	13	0	0
Benjamin, Eno	2	0	2	0	Kirksey, Christian	17	17	0	0
Booker IV, Thomas	10	1	7	0	Lopez, Roy	17	14	0	0
Britt, Justin	1	1	1	0	McCollum, Tristin	0	0	0	0
Brown, Pharaoh	3	3	1	0	McCray, Justin	12	2	2	3
Burkhead, Rex	16	0	1	0	Metchie III, John	0	0	0	0
Camp, Jalen	2	0	1	0	Mills, Davis	15	15	0	2
Cann, A.J.	16	16	1	0	Moore, Chris	16	7	1	0
Cashman, Blake	16	1	1	0	Morrissey, Jimmy	8	0	2	5
Collins, Maliek	15	15	2	0	Murray, Eric	17	0	0	0
Collins, Nico	10	7	4	0	Nelson, Steven	15	15	2	0
Conley, Chris	2	0	0	0	Odeleye, Adedayo	0	0	0	0
Cooks, Brandin	13	13	4	0	Ogbuehi, Cedric	0	0	0	0
Davis, Davion	0	0	0	0	Ogunbowale, Dare	17	4	0	0
Deculus, Austin	5	0	11	1	Okoronkwo, Ogbonnia	17	8	0	0
Doaks, Gerrid	0	0	0	0	Owens, Jonathan	17	17	0	0
Dorsett, Phillip	15	4	2	0	Pierce, Dameon	13	13	0	0
Driskel, Jeff	7	2	0	0	Pierre-Louis, Kevin	2	0	0	0
Dwumfour, Michael	7	0	1	0	Pitre, Jalen	17	17	0	0
Estrada, Drew	0	0	0	0	Quessenberry, Scott	16	16	0	1
Fairbairn, Ka'imi	17	0	0	0	Quitoriano, Teagan	9	6	1	0
Francis, Cobi	5	0	2	0	Redmond, Will	3	0	0	0
Freeman, Royce	4	1	0	0	Reeves-Maybin, Jalen	17	0	0	0
Green, Kenyon	15	14	2	0	Rivers, Derek	0	0	0	0
Green, Rasheem	16	5	1	0	Rodgers, Amari	6	2	2	0
Greenard, Jonathan	8	4	1	0	Ross, D'Angelo	0	0	0	0
Grugier-Hill, Kamu	6	6	0	0	Schreck, Mason	3	1	0	0
Hairston, Troy	16	5	1	0	Smith, Tremon	17	2	0	0
Hansen, Jake	11	2	6	0	Stallworth, Taylor	1	0	0	0
Harris, Christian	12	11	0	0	Steckler, Jordan	0	0	0	0
Harris, Demone	3	0	4	0	Stewart, M.J.	17	0	0	0
Heck, Charlie	17	3	0	0	Stingley Jr., Derek	9	9	4	0
Hewitt, Neville	14	0	3	0	Thomas, Tavierre	10	6	0	0
Hinish, Kurt	15	3	2	0	Tunsil, Laremy	17	17	0	0
Howard, O.J.	15	14	2	0	Turner, Malik	0	0	0	0
Howard, Tytus	17	17	0	0	Wallace-Simms, Tre'Vour	0	0	0	0
Hughes, Jerry	17	16	0	0	Wallow, Garret	13	3	4	0
Johnson III, Johnny	1	0	0	0	Weeks, Jon	17	0	0	0
Johnson, Buddy	0	0	0	0	Yiadam, Isaac	3	0	6	0

GP=Games Played, GS=Games Started, IA=Inactive, DNP=Did Not Play

# 2022 TEXANS STARTERS



## 2022 REGULAR SEASON

### OFFENSE

DATE	OPPONENT	QB	QB	FB	RB	RB	WR	WR	WR	TE	TE	TE	OL	LT	LG	C	RG	RT
9/11	IND	D. Mills	--	--	<u>D. Pierce</u>	--	B. Cooks	N. Collins	--	P. Brown	--	--	C. Heck	L. Tunsil	J. McCray	J. Britt	A. Cann	T. Howard
9/18	at DEN	D. Mills	--	--	<u>D. Pierce</u>	--	B. Cooks	--	--	P. Brown	O. Howard	B. Jordan	--	L. Tunsil	<u>K. Green</u>	S. Quessenberry	A. Cann	T. Howard
9/25	at CHI	D. Mills	--	<u>T. Hairston</u>	<u>D. Pierce</u>	--	B. Cooks	--	--	P. Brown	O. Howard	--	--	L. Tunsil	<u>K. Green</u>	S. Quessenberry	A. Cann	T. Howard
10/2	LAC	D. Mills	--	--	<u>D. Pierce</u>	--	B. Cooks	N. Collins	C. Moore	--	O. Howard	--	--	L. Tunsil	<u>K. Green</u>	S. Quessenberry	A. Cann	T. Howard
10/9	at JAX	D. Mills	--	--	<u>D. Pierce</u>	--	B. Cooks	N. Collins	--	M. Schreck	O. Howard	--	--	L. Tunsil	<u>K. Green</u>	S. Quessenberry	A. Cann	T. Howard
10/23	at LV	D. Mills	--	<u>T. Hairston</u>	<u>D. Pierce</u>	--	B. Cooks	N. Collins	--	--	O. Howard	--	--	L. Tunsil	<u>K. Green</u>	S. Quessenberry	A. Cann	T. Howard
10/30	TEN	D. Mills	--	<u>T. Hairston</u>	<u>D. Pierce</u>	--	B. Cooks	P. Dorsett	--	O. Howard	--	--	--	L. Tunsil	<u>K. Green</u>	S. Quessenberry	J. McCray	T. Howard
11/3	PHI	D. Mills	--	--	<u>D. Pierce</u>	--	T. Johnson	P. Dorsett	C. Moore	O. Howard	--	--	--	L. Tunsil	<u>K. Green</u>	S. Quessenberry	A. Cann	T. Howard
11/13	at NYG	D. Mills	--	<u>T. Hairston</u>	<u>D. Pierce</u>	--	B. Cooks/ T. Johnson	N. Collins	--	O. Howard	--	--	--	L. Tunsil	<u>K. Green</u>	S. Quessenberry	A. Cann	T. Howard
11/20	WAS	D. Mills	--	--	<u>D. Pierce</u>	--	B. Cooks	N. Collins	--	<u>T. Quitoriano</u> / O. Howard	J. Akins	--	--	L. Tunsil	<u>K. Green</u>	S. Quessenberry	A. Cann	T. Howard
11/27	at MIA	K. Allen	--	--	<u>D. Pierce</u>	<u>D. Ogunbowale</u>	B. Cooks	N. Collins	--	<u>T. Quitoriano</u>	J. Akins	O. Howard	--	L. Tunsil	<u>K. Green</u>	S. Quessenberry	A. Cann	T. Howard
12/4	CLE	K. Allen	--	--	<u>D. Pierce</u>	--	P. Dorsett	--	--	<u>T. Quitoriano</u>	J. Akins	B. Jordan	--	L. Tunsil	<u>K. Green</u>	S. Quessenberry	A. Cann	T. Howard
12/11	at DAL	D. Mills	--	--	<u>D. Pierce</u>	--	P. Dorsett	C. Moore	--	<u>T. Quitoriano</u>	O. Howard	J. Akins	--	L. Tunsil	<u>K. Green</u>	S. Quessenberry	A. Cann	T. Howard
12/18	KC	D. Mills	J. Driskel	--	<u>D. Ogunbowale</u>	--	A. Rodgers	C. Moore	--	<u>T. Quitoriano</u>	O. Howard	--	--	L. Tunsil	T. Howard	S. Quessenberry	A. Cann	C. Heck
12/24	at TEN	D. Mills	J. Driskel	--	R. Freeman	--	B. Cooks	C. Moore	A. Rodgers	J. Akins	--	--	C. Heck	L. Tunsil	T. Howard	S. Quessenberry	A. Cann	--
1/1	JAX	D. Mills	--	<u>T. Hairston</u>	<u>D. Ogunbowale</u>	--	B. Cooks	C. Moore	--	J. Akins	O. Howard	--	--	L. Tunsil	<u>K. Green</u>	S. Quessenberry	A. Cann	T. Howard
1/8	at IND	D. Mills	--	--	<u>D. Ogunbowale</u>	--	B. Cooks	C. Moore	--	<u>T. Quitoriano</u> / O. Howard/ J. Akins	B. Jordan	--	--	L. Tunsil	<u>K. Green</u>	S. Quessenberry	A. Cann	T. Howard

## 2022 REGULAR SEASON

### DEFENSE

DATE	OPPONENT	DE	DT	DT	DE	LB	LB	LB	CB	CB	CB	S	S
9/11	IND	J. Hughes	R. Lopez	M. Collins	J. Greenard	K. Grugier-Hill	C. Kirksey	--	D. King II	<u>D. Stingley Jr.</u>	S. Nelson	<u>J. Pitre</u>	J. Owens
9/18	at DEN	J. Hughes	R. Lopez	M. Collins	J. Greenard	K. Grugier-Hill	C. Kirksey	--	D. King II	<u>D. Stingley Jr.</u>	S. Nelson	<u>J. Pitre</u>	J. Owens
9/25	at CHI	J. Hughes	R. Lopez	M. Collins	J. Greenard	K. Grugier-Hill	C. Kirksey	--	D. King II	<u>D. Stingley Jr.</u>	S. Nelson	<u>J. Pitre</u>	J. Owens
10/2	LAC	J. Hughes	R. Lopez	M. Collins	J. Greenard	K. Grugier-Hill	C. Kirksey	B. Cashman	--	<u>D. Stingley Jr.</u>	S. Nelson	<u>J. Pitre</u>	J. Owens
10/9	at JAX	J. Hughes	R. Lopez	M. Collins	R. Green	K. Grugier-Hill	C. Kirksey	G. Wallow	--	<u>D. Stingley Jr.</u>	S. Nelson	<u>J. Pitre</u>	J. Owens
10/23	at LV	J. Hughes	R. Lopez	M. Collins	R. Green	K. Grugier-Hill	C. Kirksey	G. Wallow	--	<u>D. Stingley Jr.</u>	S. Nelson	<u>J. Pitre</u>	J. Owens
10/30	TEN	J. Hughes	<u>T. Booker IV</u>	<u>K. Hinish</u>	R. Green	<u>C. Harris</u>	C. Kirksey	--	D. King II	<u>D. Stingley Jr.</u>	S. Nelson	<u>J. Pitre</u>	J. Owens
11/3	PHI	J. Hughes	J. Johnson	<u>K. Hinish</u>	R. Green	<u>C. Harris</u>	C. Kirksey	G. Wallow	--	<u>D. Stingley Jr.</u>	S. Nelson	<u>J. Pitre</u>	J. Owens
11/13	at NYG	M. Addison	<u>K. Hinish</u>	M. Collins	R. Green	<u>C. Harris</u>	C. Kirksey	--	D. King II	<u>D. Stingley Jr.</u>	S. Nelson	<u>J. Pitre</u>	J. Owens
11/20	WAS	J. Hughes	R. Lopez	M. Collins	O. Okoronkwo	<u>C. Harris</u>	C. Kirksey	--	D. King II	T. Thomas	S. Nelson	<u>J. Pitre</u>	J. Owens
11/27	at MIA	J. Hughes	R. Lopez	M. Collins	O. Okoronkwo	<u>C. Harris</u>	C. Kirksey	--	D. King II	T. Thomas	S. Nelson	<u>J. Pitre</u>	J. Owens
12/4	CLE	J. Hughes	R. Lopez	M. Collins	O. Okoronkwo	<u>C. Harris</u>	C. Kirksey	--	D. King II	T. Thomas	S. Nelson	<u>J. Pitre</u>	J. Owens
12/11	at DAL	J. Hughes	R. Lopez	M. Collins	O. Okoronkwo	<u>C. Harris</u>	C. Kirksey	<u>J. Hansen</u>	--	D. King II	S. Nelson	<u>J. Pitre</u>	J. Owens
12/18	KC	J. Hughes	R. Lopez	M. Collins	O. Okoronkwo	<u>C. Harris</u>	C. Kirksey	<u>J. Hansen</u>	--	D. King II	T. Smith	<u>J. Pitre</u>	J. Owens
12/24	at TEN	J. Hughes	R. Lopez	M. Collins	O. Okoronkwo	<u>C. Harris</u>	C. Kirksey	--	D. King II	T. Thomas	S. Nelson	<u>J. Pitre</u>	J. Owens
1/1	JAX	J. Hughes	R. Lopez	M. Collins	O. Okoronkwo	<u>C. Harris</u>	C. Kirksey	--	D. King II	T. Thomas	S. Nelson	<u>J. Pitre</u>	J. Owens
1/8	at IND	J. Hughes	R. Lopez	M. Collins	O. Okoronkwo	<u>C. Harris</u>	C. Kirksey	--	D. King II	T. Thomas	T. Smith	<u>J. Pitre</u>	J. Owens

Rookies underlined.

# 2022 INACTIVES



## 2022 REGULAR SEASON INACTIVES

DATE	OPPONENT	1	2	3	4	5	6	7
09/11	Indianapolis	Kyle Allen	<b><u>Thomas Booker IV</u></b>	<b><u>Austin Deculus</u></b>	Rasheem Green	<b><u>Jake Hansen</u></b>	Garret Wallow	--
09/18	at Denver	Kyle Allen	Justin Britt	Phillip Dorsett	<b><u>Jake Hansen</u></b>	Demone Harris	Tyler Johnson	Garret Wallow
09/25	at Chicago	<b><u>Austin Deculus</u></b>	<b><u>Jake Hansen</u></b>	<b><u>Kurt Hinish</u></b>	Tyler Johnson	Brevin Jordan	Isaac Yiadom	--
10/02	L.A. Chargers	Pharaoh Brown	<b><u>Austin Deculus</u></b>	Michael Dwumfour	<b><u>Jake Hansen</u></b>	Demone Harris	Brevin Jordan	Isaac Yiadom
10/09	at Jacksonville	<b><u>Thomas Booker IV</u></b>	Blake Cashman	<b><u>Austin Deculus</u></b>	Jonathan Greenard	Demone Harris	Brevin Jordan	Chris Moore
10/23	at Las Vegas	<b><u>Austin Deculus</u></b>	<b><u>Jake Hansen</u></b>	Demone Harris	Tyler Johnson	Isaac Yiadom	--	--
10/30	Tennessee	Jalen Camp	A.J. Cann	Maliak Collins	Nico Collins	<b><u>Austin Deculus</u></b>	<b><u>Jake Hansen</u></b>	Isaac Yiadom
11/03	Philadelphia	Maliak Collins	Nico Collins	Brandin Cooks	<b><u>Austin Deculus</u></b>	Neville Hewitt	Justin McCray	Isaac Yiadom
11/13	at N.Y. Giants	<b><u>Austin Deculus</u></b>	Neville Hewitt	Brevin Jordan	Isaac Yiadom	--	--	--
11/20	Washington	Eno Benjamin	<b><u>Thomas Booker IV</u></b>	<b><u>Austin Deculus</u></b>	Neville Hewitt	Brevin Jordan	Amari Rodgers	<b><u>Derek Stingley Jr.</u></b>
11/27	at Miami	Eno Benjamin	<b><u>Thomas Booker IV</u></b>	<b><u>Austin Deculus</u></b>	Brevin Jordan	Amari Rodgers	<b><u>Derek Stingley Jr.</u></b>	Garret Wallow
12/04	Cleveland	<b><u>Thomas Booker IV</u></b>	Rex Burkhead	Brandin Cooks	<b><u>Austin Deculus</u></b>	O.J. Howard	<b><u>Derek Stingley Jr.</u></b>	--
12/11	at Dallas	Kyle Allen	Nico Collins	Brandin Cooks	<b><u>Troy Hairston</u></b>	<b><u>Kurt Hinish</u></b>	Justin McCray	<b><u>Derek Stingley Jr.</u></b>
12/18	Kansas City	Kyle Allen	Nico Collins	Brandin Cooks	<b><u>Kenyon Green</u></b>	Steven Nelson	Garret Wallow	--
12/24	at Tennessee	Mario Addison	Kyle Allen	<b><u>Cobi Francis</u></b>	<b><u>Kenyon Green</u></b>	O.J. Howard	--	--
01/01	Jacksonville	Kyle Allen	<b><u>Thomas Booker IV</u></b>	<b><u>Cobi Francis</u></b>	Jimmy Morrissey	<b><u>Teagan Quitoriano</u></b>	--	--
01/08	at Indianapolis	Kyle Allen	<b><u>Thomas Booker IV</u></b>	Phillip Dorsett	Jimmy Morrissey	Steven Nelson	--	--

**Bold underline** denotes rookie



# 2022 HIGHS & LOWS



TEXANS : BY SEASON	(AS OF JUL 10, 2023, 9:37 AM CDT)					2021 : REGULAR SEASON
	HIGH	DATE	OPPONENT	LOW	DATE	OPPONENT
Points	41	12/26	vs. L.A. Chargers	0	10/3 12/5	at Buffalo vs. Indianapolis
Points in a Quarter	24	12/26	vs. L.A. Chargers	0	9/19 9/23 10/3 10/10 10/17 10/24 10/31 11/7 11/28 12/5 12/12 12/26 1/2 1/9	at Cleveland vs. Carolina at Buffalo vs. New England at Indianapolis at Arizona vs. L.A. Rams at Miami vs. N.Y. Jets vs. Indianapolis vs. Seattle vs. L.A. Chargers at San Francisco vs. Tennessee
Points in a Half	27	9/12	vs. Jacksonville	0	10/3 10/17 10/24 10/31 11/28 12/5 12/12 1/2 1/9	at Buffalo at Indianapolis at Arizona vs. L.A. Rams vs. N.Y. Jets vs. Indianapolis vs. Seattle at San Francisco vs. Tennessee
Total Touchdowns	5	12/26	vs. L.A. Chargers	0	10/3 10/17 10/24 11/7 12/5	at Buffalo at Indianapolis at Arizona at Miami vs. Indianapolis
Total Plays	76	12/12	vs. Seattle	42	10/3	at Buffalo
Total Net Yards	449	9/12	vs. Jacksonville	109	10/3	at Buffalo
Total First Downs	26	12/26	vs. L.A. Chargers	6	10/3	at Buffalo
First Downs Rushing	9	12/26	vs. L.A. Chargers	0	10/24	at Arizona
First Downs Passing	16	12/12	vs. Seattle	4	10/3	at Buffalo
First Down Penalties	4	1/2	at San Francisco	0	10/3 10/17 11/7 12/5 1/9	at Buffalo at Indianapolis at Miami vs. Indianapolis vs. Tennessee
Third Down Efficiency	69.2%	12/26	vs. L.A. Chargers	11.1%	9/23 10/3	vs. Carolina at Buffalo
Average Yards Per Play	6.8	12/26	vs. L.A. Chargers	2.6	10/3	at Buffalo
Total Net Yards Rushing	189	12/26	vs. L.A. Chargers	42	9/23 10/24	vs. Carolina at Arizona
Rushing Attempts	41	9/12	vs. Jacksonville	14	10/31	vs. L.A. Rams
Rushing Average Yards	5.3	12/26	vs. L.A. Chargers	2.2	11/21	at Tennessee
Rushing Touchdowns	2	9/12	vs. Jacksonville	0	9/23 10/3 10/10 10/17 10/24 11/7 11/28 12/5 12/12 12/19 1/2 1/9	vs. Carolina at Buffalo vs. New England at Indianapolis at Arizona at Miami vs. N.Y. Jets vs. Indianapolis vs. Seattle at Jacksonville at San Francisco vs. Tennessee
Total Net Yards Passing	317	12/12	vs. Seattle	57	12/5	vs. Indianapolis
Passing Attempts	49	12/12	vs. Seattle	21	10/3	at Buffalo
Passing Completions	33	12/12	vs. Seattle	11	10/3 12/5	at Buffalo vs. Indianapolis

# 2022 HIGHS & LOWS



Passing Touchdowns	3	10/10	vs. New England	0	10/3 10/17 10/24 11/7 11/21 12/5	at Buffalo at Indianapolis at Arizona at Miami at Tennessee vs. Indianapolis
Passing Yards Average	9.2	10/10	vs. New England	1.8	12/5	vs. Indianapolis
Passes Thrown for Interception	4	10/3	at Buffalo	0	9/12 9/23 10/10 10/24 11/21 12/12 12/26 1/9	vs. Jacksonville vs. Carolina vs. New England at Arizona at Tennessee vs. Seattle vs. L.A. Chargers vs. Tennessee
Times Sacked	5	10/31	vs. L.A. Rams	0	11/21	at Tennessee
QB Sacks	5	10/31	vs. L.A. Rams	0	11/21	at Tennessee
Sack Yards Lost	52	11/28	vs. N.Y. Jets	0	11/21	at Tennessee
Total Punts	7	10/24	at Arizona	1	12/26	vs. L.A. Chargers
Total Punt Yards	364	10/31	vs. L.A. Rams	53	12/26	vs. L.A. Chargers
Punt Gross Average Yards	53	12/26	vs. L.A. Chargers	33	10/10	vs. New England
Punt Net Average Yards	53	12/26	vs. L.A. Chargers	28.7	10/10	vs. New England
Punt Returns	4	10/24	at Arizona	0	12/26	vs. L.A. Chargers
Punt Return Yards	51	10/24	at Arizona	-4	9/23	vs. Carolina
Punt Return Yards Average	12.8	10/24	at Arizona	-4.0	9/23	vs. Carolina
Kickoff Returns	5	1/2	at San Francisco	1	10/31 11/7 11/21 12/26	vs. L.A. Rams at Miami at Tennessee vs. L.A. Chargers
Kickoff Return Yards	121	12/19	at Jacksonville	0	12/26	vs. L.A. Chargers
Total Penalties	10	10/3	at Buffalo	4	10/17 11/28 12/5 1/9	at Indianapolis vs. N.Y. Jets vs. Indianapolis vs. Tennessee
Penalty Yards	100	10/3	at Buffalo	25	10/17 12/5	at Indianapolis vs. Indianapolis
Total Fumbles	2	9/19	at Cleveland	0	12/12 12/19 12/26 1/9	vs. Seattle at Jacksonville vs. L.A. Chargers vs. Tennessee
Fumbles Lost	1	9/19	at Cleveland	0	9/12 9/23 10/31 11/21 11/28 12/12 12/19 12/26 1/2 1/9	vs. Jacksonville vs. Carolina vs. L.A. Rams at Tennessee vs. N.Y. Jets vs. Seattle at Jacksonville vs. L.A. Chargers at San Francisco vs. Tennessee
Time of Possession	35:04	9/12	vs. Jacksonville	18:25	12/5	vs. Indianapolis
Turnovers	5	10/3	at Buffalo	0	9/12 9/23 11/21 12/12 12/26 1/9	vs. Jacksonville vs. Carolina at Tennessee vs. Seattle vs. L.A. Chargers vs. Tennessee
Attendance	71,612	1/2	at San Francisco	57,947	10/17	at Indianapolis

# 2022 INDIVIDUAL SINGLE-GAME HIGHS



TEXANS : OFFENSE : BY SEASON	(AS OF JUL 10, 2023, 9:37 AM CDT)			2021 : REGULAR SEASON
	DATE	OPPONENT	VALUE	WHO
Rushing Yards	12/26	L.A. Chargers	149	Rex Burkhead
Rushing Attempts	9/12	Jacksonville	26	Mark Ingram II
Rushing Touchdowns	11/21	at Tennessee	2	Tyrod Taylor
	12/26	L.A. Chargers	2	Rex Burkhead
Longest Touchdown Run	12/26	L.A. Chargers	25	Rex Burkhead
Longest Run from Scrimmage	12/26	L.A. Chargers	36	Rex Burkhead
Passing Yards	12/12	Seattle	331	Davis Mills
Passing Attempts	12/12	Seattle	49	Davis Mills
Passing Completions	12/12	Seattle	33	Davis Mills
Passing Yards per Attempt	9/19	at Cleveland	11.4	Tyrod Taylor
Longest Pass Completion	10/10	New England	67	Davis Mills
Passing Touchdowns	10/10	New England	3	Davis Mills
	1/9	Tennessee	3	Davis Mills
Longest Touchdown Pass	10/10	New England	67	Davis Mills
Most Interceptions Thrown	10/3	at Buffalo	4	Davis Mills
Times Sacked	10/31	L.A. Rams	5	Davis Mills
	11/7	at Miami	5	Tyrod Taylor
	11/28	N.Y. Jets	5	Tyrod Taylor
Sacked Yards Lost	11/28	N.Y. Jets	52	Tyrod Taylor
Rating	9/19	at Cleveland	144.3	Tyrod Taylor
Receptions	9/19	at Cleveland	9	Brandin Cooks
	9/23	Carolina	9	Brandin Cooks
	10/17	at Indianapolis	9	Brandin Cooks
Receiving Yards	9/12	Jacksonville	132	Brandin Cooks
Receiving Touchdowns	12/19	at Jacksonville	2	Brandin Cooks
	1/9	Tennessee	2	Danny Amendola
Longest Reception	10/10	New England	67	Chris Moore
Longest Reception Touchdown	10/10	New England	67	Chris Moore
Yards After Catch	12/12	Seattle	78	Brandin Cooks
Pass Target	9/19	at Cleveland	14	Brandin Cooks
	11/7	at Miami	14	Brandin Cooks

# 2022 HOUSTON TEXANS RECORD WHEN...



## TEXANS 2022 REGULAR SEASON RECORD WHEN...

CATEGORY	2022 SEASON		ALL-TIME		CATEGORY	2022 SEASON		ALL-TIME	
	W-L	W-L	W-L	W-L		W-L	W-L		
TEXANS AT NRG STADIUM	0-7	81-87	IN SEPTEMBER	0-2	28-41				
TEXANS ON THE ROAD	3-6	61-108	IN OCTOBER	1-3	37-46				
TEXANS ON GRASS	2-4	97-113	IN NOVEMBER	0-4	35-45				
TEXANS ON ARTIFICIAL TURF	1-9	45-82	IN DECEMBER	1-3	38-55				
TEXANS IN DOMES	0-0	8-23	IN JANUARY	1-1	4-8				
TEXANS IN RETRACTABLE ROOF STADIUMS	0-0	84-94	ON SUNDAY NIGHT	0-0	5-8				
TEXANS OUTDOORS	0-0	52-74	ON THURSDAY NIGHT	0-1	4-9				
NRG STADIUM ROOF OPEN	0-0	25-25	ON MONDAY NIGHT	0-0	5-9				
NRG STADIUM ROOF CLOSED	0-5	56-60	ON SATURDAY	1-0	4-1				
TEXANS SCORE FIRST	1-5	88-62	DAY GAMES	3-12	127-169				
OPPONENT SCORES FIRST	2-8	54-133	NIGHT GAMES	0-1	15-26				
TEXANS SCORE ON FIRST POSSESSION	1-1	52-41	VS. AFC SOUTH OVERALL	3-2	57-68				
TEXANS SCORE 20 OR MORE POINTS	1-5	115-79	VS. AFC SOUTH AT HOME	0-2	31-31				
TEXANS SCORE 19 OR LESS POINTS	2-8	27-116	VS. AFC SOUTH ON THE ROAD	3-0	26-37				
TEXANS ALLOW 20 OR MORE	1-11	48-175	VS. AFC	3-8	111-140				
TEXANS ALLOW 19 OR LESS POINTS	2-2	94-20	VS. AFC NORTH	0-1	17-25				
TEXANS LEAD AFTER 1ST QUARTER	1-3	75-45	VS. AFC EAST	0-1	19-23				
TEXANS TRAIL AFTER 1ST QUARTER	1-7	31-116	VS. AFC WEST	0-4	18-24				
SCORE TIED AFTER 1ST QUARTER	1-3	36-34	VS. NFC	0-5	31-55				
TEXANS LEAD AT HALFTIME	2-3	98-40	VS. NFC EAST	0-4	6-18				
TEXANS TRAIL AT HALFTIME	0-7	34-141	VS. NFC SOUTH	0-0	11-10				
SCORE TIED AT HALFTIME	1-3	10-14	VS. NFC NORTH	0-1	9-12				
TEXANS LEAD AFTER 3RD QUARTER	1-4	104-29	VS. NFC WEST	0-0	5-15				
TEXANS TRAIL AFTER 3RD QUARTER	1-8	25-151							
SCORE TIED AFTER 3RD QUARTER	1-1	13-15							
GAME GOES TO OVERTIME	0-1	7-11							
TEXANS HAVE + TURNOVER RATIO	2-5	87-30							
TEXANS HAVE - TURNOVER RATIO	0-7	25-120							
TURNOVER RATIO EVEN	1-1	30-45							
TEXANS HAVE 30:00+TOP	2-3	105-61							
TEXANS HAVE LESS THAN 30:00 TOP	1-10	37-134							
TEXANS HAVE 100-YARD RUSHER	0-2	48-28							
TEXANS HAVE 300 NET PASSING YARDS	1-0	20-31							
TEXANS HAVE 1 100-YARD RECEIVER	1-1	53-56							
TEXANS HAVE 2 100-YARD RECEIVERS	0-0	4-9							
TEXANS WIN COIN TOSS	1-5	68-99							
TEXANS LOSE COIN TOSS	2-8	74-96							
TEXANS WEARING BLUE JERSEYS	0-0	56-60							
TEXANS WEARING WHITE JERSEYS	0-0	63-104							
TEXANS WEARING RED JERSEYS	0-0	11-12							
TEXANS WEARING ALL-WHITE	0-0	9-8							
TEXANS WEARING ALL-BLUE	0-0	8-7							
TEXANS WEARING ALL-RED	0-0	2-2							
TEXANS WEARING COLOR RUSH	0-0	5-2							



## JANUARY

- 11 Signed RB **Darius Anderson** to a reserve/future contract.
- 11 Signed WR **Jalen Camp** to a reserve/future contract.
- 11 Signed DL **Michael Dwumfour** to a reserve/future contract.
- 11 Signed OL **Jake Eldrenkamp** to a reserve/future contract.
- 11 Signed OL **Carson Green** to a reserve/future contract.
- 11 Signed DL **Demone Harris** to a reserve/future contract.
- 11 Signed WR **Damon Hazelton** to a reserve/future contract.
- 11 Signed FB **Paul Quessenberry** to a reserve/future contract.
- 11 Signed OL **Jordan Steckler** to a reserve/future contract.
- 11 Signed LB **Connor Strachan** to a reserve/future contract.
- 11 Signed LB **Josh Watson** to a reserve/future contract.
- 11 Signed free agent OL **Sam Cooper**.
- 11 Released DB **Cre'von LeBlanc** from the practice squad.

## MARCH

- 1 Re-signed LB **Tae Davis**.
- 1 Re-signed LS **Jon Weeks**.
- 11 Re-signed WR **Davion Davis**.
- 11 Re-signed OL **Carson Green**.
- 11 Re-signed OL **Jimmy Morrissey**.
- 11 Released DB **Terrance Mitchell**.
- 11 Released OL **Marcus Cannon**.
- 18 Re-signed DL **Maliek Collins**.
- 18 Re-signed QB **Jeff Driskel**.
- 18 Re-signed LB **Christian Kirksey**.
- 18 Signed free agent OL **Cedric Ogbuehi**.
- 18 Acquired LB **Blake Cashman** via a trade with the New York Jets.
- 19 Traded QB **Deshaun Watson** to the Cleveland Browns.
- 21 Re-signed OL **Justin Britt**.
- 21 Re-signed DB **Desmond King II**.
- 22 Waived OL **Jake Eldrenkamp**.
- 22 Waived LB **Connor Strachan**.
- 22 Released DB **T.J. Green**.
- 23 Signed free agent QB **Kyle Allen**.
- 23 Signed free agent RB **Dare Ogunbowale**.
- 23 Signed unrestricted free agent OL **A.J. Cann**.
- 23 Signed unrestricted free agent WR **Chris Conley**.
- 23 Signed unrestricted free agent DL **Ogbonnia Okoronkwo**.
- 23 Signed unrestricted free agent OL **Scott Quessenberry**.
- 23 Signed unrestricted free agent LB **Jalen Reeves-Maybin**.
- 23 Waived LB **Josh Watson**.
- 24 Signed unrestricted free agent TE **Pharaoh Brown**.
- 24 Signed unrestricted free agent LB **Kamu Grugier-Hill**.
- 24 Signed unrestricted free agent WR **Chris Moore**.
- 24 Signed unrestricted free agent DB **M.J. Stewart**.
- 24 Signed free agent DB **Isaac Yiadom**.
- 25 Signed unrestricted free agent RB **Royce Freeman**.
- 25 Signed unrestricted free agent FB **Andy Janovich**.
- 28 Signed free agent WR **DaeSean Hamilton**.
- 29 Signed unrestricted free agent DB **Terrence Brooks**.
- 30 Signed unrestricted free agent LB **Neville Hewitt**.
- 30 Signed unrestricted free agent TE **Antony Auclair**.

## APRIL

- 11 Signed unrestricted free agent RB **Marlon Mack**.
- 14 Signed WR **Brandin Cooks** to a contract extension.
- 14 Signed unrestricted free agent DB **Steven Nelson**.
- 26 Waived DL **Ron'Dell Carter**.
- 28 Drafted DB **Derek Stingley Jr.** (first round) and OL **Kenyon Green** (first round) in the 2022 NFL Draft.
- 29 Drafted DB **Jalen Pitre** (second round), WR **John Metchie III** (second round) and LB **Christian Harris** (third round) in the 2022 NFL Draft.
- 30 Drafted RB **Dameon Pierce** (fourth round), DL **Thomas Booker** (fifth round), TE **Teagan Quitoriano** (fifth round) and OL **Austin Deculus** (sixth round) in the 2022 NFL Draft.

## MAY

- 2 Waived/Injured RB **Scottie Phillips**.
- 2 Exercised the fifth-year option on OL **Tytus Howard**.

- 2 Signed unrestricted free agent DL **Rasheem Green**.
- 2 Traded DB **Lonnie Johnson Jr.** to the Kansas City Chiefs.
- 3 Waived OL **Sam Cooper**.
- 3 Waived DL **Kingsley Keke**.
- 4 Signed free agent QB **Kevin Hogan**.
- 10 Signed free agent DL **Mario Addison**.
- 11 Signed free agent DL **Jerry Hughes**.
- 13 Signed DL **Thomas Booker**, OL **Austin Deculus**, RB **Dameon Pierce**, DB **Jalen Pitre**, TE **Teagan Quitoriano** and DB **Derek Stingley Jr** to rookie contracts.
- 13 Signed college free agent OL **Myron Cunningham**, DL **Damion Daniels**, WR **Drew Estrada**, DB **Jacobi Francis**, TE **Seth Green**, LB **Troy Hairston**, LB **Jake Hansen**, DB **Kolby Harvell-Peel**, DL **Kurt Hinish**, WR **Johnny Johnson III** and DB **Tristin McCollum**.
- 16 Signed OL **Kenyon Green** and WR **John Metchie III** to rookie contracts.
- 16 Acquired DB **Kendall Sheffield** via waivers from the Atlanta Falcons.
- 16 Acquired WR **Connor Wedington** via waivers from the San Francisco 49ers.
- 16 Waived DB **Reggie Robinson**.
- 16 Waived/Injured DB **Kolby Harvell-Peel**.
- 22 Waived DB **Jimmy Moreland**.
- 23 Signed free agent TE **Darrell Daniels**.
- 31 Signed DB **Fabian Moreau**.
- 31 Waived WR **Damon Hazelton**.

## JUNE

- 2 Signed LB **Christian Harris** to rookie contract.
- 3 Waived OL **Carson Green**.
- 8 Waived/Injured WR **DaeSean Hamilton**.
- 8 Signed free agent WR **Chad Beebe**.
- 10 Signed free agent TE **Mason Shreck**.
- 10 Released TE **Darrell Daniels**.

## JULY

- 24 Placed WR **John Metchie III** on the active/non-football illness list.
- 27 Placed DL **Jordan Jenkins**, DB **Tristin McCollum** and TE **Teagan Quitoriano** on the Active/Physically Unable to Perform list.

## AUGUST

- 1 Activated TE **Teagan Quitoriano** from the Physically Unable to Perform list and have released QB **Kevin Hogan**.
- 3 Activated DB **Tristin McCollum** from the Physically Unable to Perform list.
- 3 Signed WR **Chester Rogers** and LS **Harrison Elliott**.
- 3 Waived-injured WR **Davion Davis**.
- 4 WR **Davion Davis** reverted to reserve/injured list.
- 10 Placed RB **Darius Anderson** on reserve/injured list.
- 11 Signed free agent RB **B.J. Emmons**.
- 12 Reached injury settlement with WR **Davion Davis**.
- 15 Released WR **Chad Beebe** and DL **Jordan Jenkins**.
- 15 Waived LS **Harrison Elliott** and RB **B.J. Emmons**.
- 16 Waived DL **Damion Daniels**.
- 21 Released LB **Tae Davis** and FB **Andy Janovich**.
- 21 Waived OL **Myron Cunningham**.
- 21 Placed WR **Chester Rogers** on reserve/injured list.
- 21 Waived OL **Myron Cunningham**.
- 21 Placed WR **Chester Rogers** on reserve/injured list.
- 24 Released DB **Fabian Moreau**.
- 25 Signed free agent K **Matt Ammendola**.
- 27 Waived K **Matt Ammendola**.
- 29 Reached injury settlement with WR **Chester Rogers**.
- 30 Waived DB **Grayland Arnold**, WR **Jalen Camp**, WR **Drew Estrada**, DB **Jacobi Francis**, TE **Seth Green**, WR **Johnny Johnson III**, DB **Tristin McCollum**, OL **Jimmy Morrissey**, DL **Adedayo Odeleye**, FB **Paul Quessenberry**, OL **Max Scharping**, OL **Jordan Steckler**, OL **Tre'Vour Wallace-Simms** and WR **Connor Wedington**.
- 30 Released TE **Antony Auclair**, DB **Terrence Brooks**, WR **Chris Conley**, QB **Jeff Driskel**, DL **Demone Harris**, RB **Marlon Mack**, OL **Cedric**



Ogbuehi, LB Kevin Pierre-Louis, TE Mason Schreck and DB Isaac Yiadom.

- 30 Waived-injured DB Kendall Sheffield.
- 30 Placed DL Derek Rivers on the reserve/injured list.
- 30 Agreed to terms to trade DL Ross Blacklock to the Minnesota Vikings.

#### SEPTEMBER

- 1 Signed free agent WR Chris Conley, RB Royce Freeman and DB Isaac Yiadom.
- 1 Placed LB Christian Harris, TE Teagan Quitoriano and DB Tavierre Thomas on the reserve/injured list.
- 1 Signed free agent FB Paul Quessenberry to the practice squad.
- 2 Signed free agent TE O.J. Howard to the active roster.
- 2 Released WR Chris Conley.
- 5 Signed free agent WR Chris Conley to the practice squad.
- 5 Released RB Marlon Mack from the practice squad.
- 7 Signed free agent RB Gerrid Doaks to the practice squad.
- 7 Released FB Paul Quessenberry from the practice squad.
- 8 Signed free agent DL Derick Roberson to the practice squad.
- 8 Placed OL Cedric Ogbuehi on practice squad/injured list.
- 9 Released RB Royce Freeman from the active roster.
- 10 Signed DL Demone Harris and LB Kevin Pierre-Louis to the active roster from the practice squad.
- 10 Placed DL Mario Addison on the reserve/injured list.
- 10 Elevated WR Chris Conley and QB Jeff Driskel to the active roster from the practice squad for gameday (Standard Elevation).
- 12 Signed free agent RB Royce Freeman to the practice squad.
- 13 Signed free agent DB BoPete Keyes to the practice squad.
- 17 Elevated WR Chris Conley and QB Jeff Driskel to the active roster from the practice squad for gameday (Standard Elevation).
- 20 Placed OL Justin Britt on the reserve/non-football illness list.
- 20 Placed LB Kevin Pierre-Louis on the reserve/injured list.
- 21 Signed OL Jimmy Morrissey to the active roster from the practice squad.
- 21 Signed free agent OL Tre'Vour Wallace-Simms to the practice squad.
- 24 Elevated TE Jordan Akins and DB Grayland Arnold to the active roster from the practice squad for gameday (Standard Elevations).

#### OCTOBER

- 1 Elevated TE Jordan Akins and TE Mason Schrek to the active roster from the practice squad for gameday (Standard Elevations).
- 1 Signed DB Grayland Arnold to the active roster from the practice squad.
- 4 Released TE Pharaoh Brown
- 4 Released WR Chris Conley from the practice squad.
- 5 Signed TE Nick Eubanks and WR Davion Davis to the practice squad.
- 5 Placed DL Mario Addison and LB Christian Harris on the Reserve/Injured - Designated for Return List.
- 8 Activated DL Mario Addison from reserve/injured list.
- 8 Elevated TE Jordan Akins and TE Mason Schrek to the active roster from the practice squad for gameday (Standard Elevations).
- 11 Signed OL KC McDermott to the practice squad.
- 11 Released TE Nick Eubanks from the practice squad.
- 11 Waived DB Kendall Sheffield from the Reserve/Injured list.
- 12 Signed TE Jordan Akins to the active roster from the practice squad.
- 12 Signed DL Micah Dew-Treadway to the practice squad.
- 12 Placed DL Michael Dwumfour on the Reserve/Injured list.
- 17 Placed TE Teagan Quitoriano on the Reserve/Injured - Designated for Return List.
- 22 Activated LB Christian Harris from the reserve/injured list.
- 22 Placed DL Jonathan Greenard on the reserve/injured list.
- 25 Signed WR Tyron Johnson to the active roster.
- 25 Waived WR Tyler Johnson.
- 27 Signed DL Jaleel Johnson to the active roster.
- 27 Signed WR Michael Young to the practice squad.
- 27 Placed WR Drew Estrada on Practice Squad; Injured.
- 27 Terminated the contract of LB Kamu Grugier-Hill.

#### NOVEMBER

- 1 Signed free agent LB Buddy Johnson to the practice squad.

- 2 Released DL Micah Dew-Treadway from the practice squad.
- 2 Waived DL Demone Harris.
- 3 Activated TE Teagan Quitoriano and Tavierre Thomas from the Reserve/Injured list.
- 3 Placed DB Grayland Arnold on the Reserve/Injured list.
- 3 Elevated WR Jalen Camp and OL KC McDermott to the active roster from the practice squad for gameday (Standard Elevations).
- 4 Signed free agent DL Demone Harris to the practice squad.
- 7 Signed free agent DL Brandin Bryant to the practice squad.
- 7 Released DL Derick Roberson from the practice squad.
- 10 Placed OL Jordan Steckler on the Practice Squad; Injured list.
- 15 Signed free agents WR Alex Bachman and DB Will Redmond to the practice squad.
- 15 Released WR Michael Young from the practice squad.
- 15 Acquired RB Eno Benjamin via waivers from the Arizona Cardinals.
- 15 Waived DB Isaac Yiadom.
- 16 Placed DL Michael Dwumfour on the Reserve/Injured - Designated for Return List.
- 16 Acquired WR Amari Rodgers via waivers from the Green Bay Packers.
- 16 Waived WR Tyron Johnson.
- 17 Signed free agent DB BoPete Keyes to the practice squad
- 17 Released RB Gerrid Doaks from the practice squad.
- 18 Released DB BoPete Keyes from the practice squad.
- 19 Activated DL Michael Dwumfour from the Reserve/Injured list.
- 19 Elevated DB Cobi Francis and DB Will Redmond to the active roster from the practice squad for gameday (Standard Elevations).
- 19 Waived DL Jaleel Johnson.
- 22 Signed DB D'Angelo Ross to the practice squad.
- 26 Elevated DB Cobi Francis and DB Will Redmond to the active roster from the practice squad for gameday (Standard Elevations).

#### DECEMBER

- 3 Elevated DB Cobi Francis to the active roster from the practice squad for gameday (Standard Elevation).
- 7 Placed DB Grayland Arnold and DL Jonathan Greenard on the Return to Practice/Designated for Return List.
- 7 Acquired DL Taylor Stallworth via waivers from the Kansas City Chiefs.
- 7 Waived DL Michael Dwumfour.
- 10 Elevated WR Jalen Camp and QB Jeff Driskel to the active roster from the practice squad for gameday (Standard Elevations).
- 12 Released DL Brandin Bryant from the practice squad.
- 13 Waived RB Eno Benjamin.
- 13 Signed free agent RB Gerrid Doaks to the practice squad.
- 14 Signed QB Jeff Driskel to the active roster from the practice squad.
- 14 Signed free agent WR D.J. Montgomery to the practice squad.
- 14 Placed OL Jordan Steckler on the Practice Squad/Designated for Return List.
- 14 Placed WR Jalen Camp on the Practice Squad/Injured list.
- 17 Signed RB Royce Freeman and DB Cobi Francis to the active roster.
- 17 Placed RB Dameron Pierce, DT Taylor Stallworth, DB Derek Stingley, Jr. on the Reserve/Injured list.
- 17 Activated DL Jonathan Greenard from the Reserve/Injured list.
- 17 Activated DB Will Redmond and TE Mason Schreck to the active roster from the practice squad for gameday (Standard Elevations).
- 23 Placed WR Nico Collins on the Reserve/Injured list.
- 23 Activated DB Grayland Arnold from the Reserve/Injured list.
- 23 Signed WR Malik Turner to the practice squad.

#### JANUARY

- 7 Elevated WR Johnny Johnson III to the active roster from the practice squad for gameday (Standard Elevation).

# 2022 NFL STANDINGS



## AMERICAN FOOTBALL CONFERENCE

### EAST DIVISION

TEAM	W	L	T	PCT	PF	PA	NET PTS	HOME	AWAY	CONF	DIV	STREAK
Buffalo Bills	13	3	0	.813	455	286	169	7-1-0	6-2-0	9-2-0	4-2-0	Won 7
Miami Dolphins	9	8	0	.529	397	399	-2	6-2-0	3-6-0	7-5-0	3-3-0	Won 1
New England Patriots	8	9	0	.471	364	347	17	4-4-0	4-5-0	6-6-0	3-3-0	Lost 1
New York Jets	7	10	0	.412	296	316	-20	3-5-0	4-5-0	5-7-0	2-4-0	Lost 6

### NORTH DIVISION

TEAM	W	L	T	PCT	PF	PA	NET PTS	HOME	AWAY	CONF	DIV	STREAK
Cincinnati Bengals	12	4	0	.750	418	322	96	6-1-0	6-3-0	8-3-0	3-3-0	Won 8
Baltimore Ravens	10	7	0	.588	350	315	35	5-3-0	5-4-0	6-6-0	3-3-0	Lost 2
Pittsburgh Steelers	9	8	0	.529	308	346	-38	4-4-0	5-4-0	5-7-0	3-3-0	Won 4
Cleveland Browns	7	10	0	.412	361	381	-20	4-4-0	3-6-0	4-8-0	3-3-0	Lost 1

### SOUTH DIVISION

TEAM	W	L	T	PCT	PF	PA	NET PTS	HOME	AWAY	CONF	DIV	STREAK
Jacksonville Jaguars	9	8	0	.529	404	350	54	5-3-0	4-5-0	8-4-0	4-2-0	Won 5
Tennessee Titans	7	10	0	.412	298	359	-61	3-5-0	4-5-0	5-7-0	3-3-0	Lost 7
Indianapolis Colts	4	12	1	.265	289	427	-138	2-6-0	2-6-1	4-7-1	1-4-1	Lost 7
<b>Houston Texans</b>	<b>3</b>	<b>13</b>	<b>1</b>	<b>.206</b>	<b>289</b>	<b>420</b>	<b>-131</b>	<b>0-7-1</b>	<b>3-6-0</b>	<b>3-8-1</b>	<b>3-2-1</b>	<b>Won 1</b>

### WEST DIVISION

TEAM	W	L	T	PCT	PF	PA	NET PTS	HOME	AWAY	CONF	DIV	STREAK
Kansas City Chiefs	14	3	0	.824	496	369	127	7-1-0	7-2-0	9-3-0	6-0-0	Won 5
Los Angeles Chargers	10	7	0	.588	391	384	7	5-3-0	5-4-0	7-5-0	2-4-0	Lost 1
Las Vegas Raiders	6	11	0	.353	395	418	-23	4-4-0	2-7-0	5-7-0	3-3-0	Lost 3
Denver Broncos	5	12	0	.294	287	359	-72	4-4-0	1-8-0	3-9-0	1-5-0	Won 1

## NATIONAL FOOTBALL CONFERENCE

### EAST DIVISION

TEAM	W	L	T	PCT	PF	PA	NET PTS	HOME	AWAY	CONF	DIV	STREAK
Philadelphia Eagles	14	3	0	.824	477	344	133	7-2-0	7-1-0	9-3-0	4-2-0	Won 1
Dallas Cowboys	12	5	0	.706	467	342	125	8-1-0	4-4-0	8-4-0	4-2-0	Lost 1
New York Giants	9	7	1	.559	365	371	-6	5-3-1	4-4-0	4-7-1	1-4-1	Lost 1
Washington Commanders	8	8	1	.500	321	343	-22	4-5-0	4-3-1	5-6-1	2-3-1	Won 1

### NORTH DIVISION

TEAM	W	L	T	PCT	PF	PA	NET PTS	HOME	AWAY	CONF	DIV	STREAK
Minnesota Vikings	13	4	0	.765	424	427	-3	8-1-0	5-3-0	8-4-0	4-2-0	Won 1
Detroit Lions	9	8	0	.529	453	427	26	5-4-0	4-4-0	7-5-0	5-1-0	Won 2
Green Bay Packers	8	9	0	.471	370	371	-1	5-4-0	3-5-0	6-6-0	3-3-0	Lost 1
Chicago Bears	3	14	0	.176	326	463	-137	2-7-0	1-7-0	1-11-0	0-6-0	Lost 10

### SOUTH DIVISION

TEAM	W	L	T	PCT	PF	PA	NET PTS	HOME	AWAY	CONF	DIV	STREAK
Tampa Bay Buccaneers	8	9	0	.471	313	358	-45	5-4-0	3-5-0	8-4-0	4-2-0	Lost 1
Carolina Panthers	7	10	0	.412	347	374	-27	5-4-0	2-6-0	6-6-0	4-2-0	Won 1
Atlanta Falcons	7	10	0	.412	365	386	-21	6-3-0	1-7-0	6-6-0	2-4-0	Won 2
New Orleans Saints	7	10	0	.412	330	345	-15	4-5-0	3-5-0	5-7-0	2-4-0	Lost 1

### WEST DIVISION

TEAM	W	L	T	PCT	PF	PA	NET PTS	HOME	AWAY	CONF	DIV	STREAK
San Francisco 49ers	13	4	0	.765	450	277	173	8-1-0	5-3-0	10-2-0	6-0-0	Won 10
Seattle Seahawks	9	8	0	.529	407	401	6	5-4-0	4-4-0	6-6-0	4-2-0	Won 2
Los Angeles Rams	5	12	0	.294	307	384	-77	4-5-0	1-7-0	3-9-0	1-5-0	Lost 2
Arizona Cardinals	4	13	0	.235	340	449	-109	1-8-0	3-5-0	3-9-0	1-5-0	Lost 7

# 2022 GAME SUMMARIES



## WEEK 1

Indianapolis Colts 20, Houston Texans 20 (OT)  
69,415 🦋 NRG Stadium 🦋 Sep 11, 2022



Indianapolis Colts	3	0	0	17	0	—	20
Houston Texans	0	10	10	0	0	—	20

### SCORING DRIVES

TEAM	QTR	TIME	SCORING PLAY	IND	HOU
Colts	1	05:13	R.Blankenship 45 yd. Field Goal (12-47, 6:46)	3	0
Texans	2	07:50	K.Fairbairn 45 yd. Field Goal (14-69, 6:20)	3	3
Texans	2	02:37	O.Howard 16 yd. pass from D.Mills (K.Fairbairn kick) (4-58, 1:49)	3	10
Texans	3	12:17	K.Fairbairn 43 yd. Field Goal (5-50, 2:43)	3	13
Texans	3	07:16	O.Howard 22 yd. pass from D.Mills (K.Fairbairn kick) (4-58, 1:40)	3	20
Colts	4	10:44	R.Blankenship 27 yd. Field Goal (11-76, 4:02)	6	20
Colts	4	07:42	J.Taylor 2 yd. run (R.Blankenship kick) (4-20, 2:07)	13	20
Colts	4	01:54	M.Pittman 15 yd. pass from M.Ryan (R.Blankenship kick) (7-80, 2:35)	20	20

### INDIANAPOLIS COLTS

PASSING	ATT	CP	YDS	SK/YD	TD	LG	INT	RTG
Matt Ryan	50	32	352	2/12	1	28	1	83.1
<b>TOTAL</b>	<b>50</b>	<b>32</b>	<b>352</b>	<b>2/12</b>	<b>1</b>	<b>28</b>	<b>1</b>	<b>83.1</b>

RUSHING	ATT	YDS	AVG	LG	TD
Jonathan Taylor	31	161	5.2	17	1
Matt Ryan	4	12	3.0	10	0
Nyheim Hines	3	4	1.3	3	0
<b>TOTAL</b>	<b>38</b>	<b>177</b>	<b>4.7</b>	<b>17</b>	<b>1</b>

RECEIVING	NO	YDS	AVG	LG	TD
Michael Pittman Jr.	9	121	13.4	28	1
Nyheim Hines	6	50	8.3	15	0
Jonathan Taylor	4	14	3.5	5	0
Ashton Dulin	3	46	15.3	23	0
Parris Campbell	3	37	12.3	20	0
Kylen Granson	3	22	7.3	12	0
Mike Strachan	2	36	18.0	20	0
Mo Alie-Cox	2	26	13.0	13	0
<b>TOTAL</b>	<b>32</b>	<b>352</b>	<b>11.0</b>	<b>28</b>	<b>1</b>

TOP DEFENSE	TOT	SOLO	AST	SCK	YDS	INT
Zaire Franklin	8	6	2	0.0	0.0	0
Kenny Moore II	7	6	1	0.0	0.0	0
Bobby Okereke	7	6	1	0.0	0.0	0

FIELD GOALS	FGM/FGA	PERCENT	RESULTS
Rodrigo Blankenship	2-3	66.7	45G, 27G, 42WR
<b>TOTAL</b>	<b>2-3</b>	<b>66.0</b>	

### HOUSTON TEXANS

PASSING	ATT	CP	YDS	SK/YD	TD	LG	INT	RTG
Davis Mills	37	23	240	3/18	2	42	0	98.9
<b>TOTAL</b>	<b>37</b>	<b>23</b>	<b>240</b>	<b>3/18</b>	<b>2</b>	<b>42</b>	<b>0</b>	<b>98.9</b>

RUSHING	ATT	YDS	AVG	LG	TD
Rex Burkhead	14	40	2.9	8	0
Dameon Pierce	11	33	3.0	8	0
Jeff Driskel	1	5	5.0	5	0
Davis Mills	2	-1	-0.5	1	0
<b>TOTAL</b>	<b>28</b>	<b>77</b>	<b>2.8</b>	<b>8</b>	<b>0</b>

RECEIVING	NO	YDS	AVG	LG	TD
Brandin Cooks	7	82	11.7	42	0
Rex Burkhead	5	30	6.0	8	0
Chris Moore	3	31	10.3	11	0
O.J. Howard	2	38	19.0	22t	2
Nico Collins	2	26	13.0	18	0
Pharaoh Brown	1	17	17.0	17	0
Dameon Pierce	1	6	6.0	6	0
Troy Hairston	1	5	5.0	5	0
Brevin Jordan	1	5	5.0	5	0
<b>TOTAL</b>	<b>23</b>	<b>240</b>	<b>10.4</b>	<b>42</b>	<b>2</b>

TOP DEFENSE	TOT	SOLO	AST	SCK	YDS	INT
Kamu Grugier-Hill	18	14	4	0.0	0.0	0
Jonathan Owens	15	11	4	0.0	0.0	0
Jalen Pitre	10	5	5	0.0	0.0	0

FIELD GOALS	FGM/FGA	PERCENT	RESULTS
Ka'imi Fairbairn	2-2	100.0	45G, 43G
<b>TOTAL</b>	<b>2-2</b>	<b>100.0</b>	

### Team Statistics

	Colts	Texans
First Downs	33	20
3rd-Down Eff. (Made/Att/Pct)	6/15/40%	5/15/33%
4th-Down Eff. (Made/Att/Pct)	0/1/0%	0/0/0%
Total Net Yards	517	299
Total Plays	90	68
Yards Per Play	5.7	4.4
Rushes/Net Yards	38/177	28/77
Net Passing	340	222
Pass Attempts/Completions	50/32	37/23
Had Intercepted	1	0
Sacked/Yards Lost	2/12	3/18
Punts/Average	4/44.8	7/45.4
Penalties/Yards	7/89	6/40
Fumbles/Lost	5/1	1/1
Possession Time	39:37	30:23



# 2022 GAME SUMMARIES



## WEEK 2

Houston Texans 9, Denver Broncos 16  
76,191 Empower Field at Mile High Sep 18, 2022



Houston Texans	3	3	3	0	—	9
Denver Broncos	3	3	0	10	—	16

### SCORING DRIVES

TEAM	QTR	TIME	SCORING PLAY	HOU	DEN
Broncos	1	05:30	B.McManus 20 yd. Field Goal (8-63, 2:18)	0	3
Texans	1	02:19	K.Fairbairn 40 yd. Field Goal (10-54, 3:11)	3	3
Texans	2	07:20	K.Fairbairn 44 yd. Field Goal (10-54, 5:32)	6	3
Broncos	2	00:20	B.McManus 24 yd. Field Goal (9-70, 3:44)	6	6
Texans	3	08:33	K.Fairbairn 24 yd. Field Goal (11-39, 5:09)	9	6
Broncos	4	12:37	E.Saubert 22 yd. pass from R.Wilson (B.McManus kick) (6-62, 3:56)	9	13
Broncos	4	03:36	B.McManus 50 yd. Field Goal (12-54, 6:12)	9	16

### HOUSTON TEXANS

PASSING	ATT	CP	YDS	SK/YD	TD	LG	INT	RTG
Davis Mills	38	19	177	3/23	0	29	0	63.2
<b>TOTAL</b>	<b>38</b>	<b>19</b>	<b>177</b>	<b>3/23</b>	<b>0</b>	<b>29</b>	<b>0</b>	<b>63.2</b>

RUSHING	ATT	YDS	AVG	LG	TD
Dameon Pierce	15	69	4.6	12	0
Jeff Driskel	1	10	10.0	10	0
Davis Mills	2	1	0.5	2	0
<b>TOTAL</b>	<b>18</b>	<b>80</b>	<b>4.4</b>	<b>12</b>	<b>0</b>

RECEIVING	NO	YDS	AVG	LG	TD
Nico Collins	4	58	14.5	29	0
Brandin Cooks	4	54	13.5	25	0
Pharaoh Brown	3	24	8.0	18	0
Chris Moore	2	14	7.0	9	0
Rex Burkhead	2	9	4.5	5	0
Brevin Jordan	2	3	1.5	4	0
Dameon Pierce	1	8	8.0	8	0
O.J. Howard	1	7	7.0	7	0
<b>TOTAL</b>	<b>19</b>	<b>177</b>	<b>9.3</b>	<b>29</b>	<b>0</b>

TOP DEFENSE	TOT	SOLO	AST	SCK	YDS	INT
Jonathan Owens	10	6	4	0.0	0.0	0
Derek Stingley Jr.	8	8	0	0.0	0.0	0
Christian Kirksey	5	4	1	0.5	3.0	1

FIELD GOALS	FGM/FGA	PERCENT	RESULTS
Ka'imi Fairbairn	3-3	100.0	40G, 44G, 24G
<b>TOTAL</b>	<b>3-3</b>	<b>100.0</b>	

### DENVER BRONCOS

PASSING	ATT	CP	YDS	SK/YD	TD	LG	INT	RTG
Russell Wilson	31	14	219	3/18	1	35	1	66.5
<b>TOTAL</b>	<b>31</b>	<b>14</b>	<b>219</b>	<b>3/18</b>	<b>1</b>	<b>35</b>	<b>1</b>	<b>66.5</b>

RUSHING	ATT	YDS	AVG	LG	TD
Javonte Williams	15	75	5.0	17	0
Melvin Gordon III	10	47	4.7	9	0
Montrell Washington	1	19	19.0	19	0
Courtland Sutton	1	5	5.0	5	0
Russell Wilson	2	3	1.5	4	0
Jerry Jeudy	1	1	1.0	1	0
Andrew Beck	1	-1	-1.0	-1	0
<b>TOTAL</b>	<b>31</b>	<b>149</b>	<b>4.8</b>	<b>19</b>	<b>0</b>

RECEIVING	NO	YDS	AVG	LG	TD
Courtland Sutton	7	122	17.4	35	0
Tyrie Cleveland	2	28	14.0	16	0
Eric Saubert	1	22	22.0	22t	1
Kendall Hinton	1	20	20.0	20	0
Jerry Jeudy	1	11	11.0	11	0
Javonte Williams	1	10	10.0	10	0
Melvin Gordon III	1	6	6.0	6	0
<b>TOTAL</b>	<b>14</b>	<b>219</b>	<b>15.6</b>	<b>35</b>	<b>1</b>

TOP DEFENSE	TOT	SOLO	AST	SCK	YDS	INT
Caden Sterns	6	5	1	0.0	0.0	0
Dre'Mont Jones	6	4	2	2.0	14.0	0
Kareem Jackson	6	3	3	0.0	0.0	0

FIELD GOALS	FGM/FGA	PERCENT	RESULTS
Brandon McManus	3-3	100.0	20G, 24G, 50G
<b>TOTAL</b>	<b>3-3</b>	<b>100.0</b>	

### Team Statistics

	Texans	Broncos
First Downs	15	20
3rd-Down Eff. (Made/Att/Pct)	2/13/15%	3/12/25%
4th-Down Eff. (Made/Att/Pct)	1/3/33%	1/1/100%
Total Net Yards	234	350
Total Plays	59	65
Yards Per Play	4.0	5.4
Rushes/Net Yards	18/80	31/149
Net Passing	154	201
Pass Attempts/Completions	38/19	31/14
Had Intercepted	0	1
Sacked/Yards Lost	3/23	3/18
Punts/Average	5/53.6	5/42.8
Penalties/Yards	8/94	13/100
Fumbles/Lost	2/0	0/0
Possession Time	27:27	32:33

# 2022 GAME SUMMARIES



## WEEK 3

Houston Texans 20, Chicago Bears 23  
60,592 Soldier Field Sep 25, 2022



Houston Texans	7	7	6	0	—	20
Chicago Bears	10	3	7	3	—	23

### SCORING DRIVES

TEAM	QTR	TIME	SCORING PLAY	HOU	CHI
Bears	1	11:22	C.Santos 47 yd. Field Goal (9-45, 3:38)	0	3
Bears	1	06:45	K.Herbert 11 yd. run (C.Santos kick) (6-81, 3:16)	0	10
Texans	1	03:40	J.Akins 4 yd. pass from D.Mills (K.Fairbairn kick) (7-75, 3:05)	7	10
Texans	2	07:32	D.Pierce 1 yd. run (K.Fairbairn kick) (4-41, 2:07)	14	10
Bears	2	01:48	C.Santos 50 yd. Field Goal (12-50, 5:44)	14	13
Texans	3	11:25	K.Fairbairn 39 yd. Field Goal (7-54, 3:35)	17	13
Bears	3	08:25	K.Herbert 1 yd. run (C.Santos kick) (5-75, 3:00)	17	20
Texans	3	00:54	K.Fairbairn 23 yd. Field Goal (14-70, 7:31)	20	20
Bears	4	00:00	C.Santos 30 yd. Field Goal (4-0, 1:05)	20	23

### HOUSTON TEXANS

PASSING	ATT	CP	YDS	SK/YD	TD	LG	INT	RTG
Davis Mills	32	20	245	1/8	1	52	2	70.4
<b>TOTAL</b>	<b>32</b>	<b>20</b>	<b>245</b>	<b>1/8</b>	<b>1</b>	<b>52</b>	<b>2</b>	<b>70.4</b>

RUSHING	ATT	YDS	AVG	LG	TD
Dameon Pierce	20	80	4.0	24	1
Rex Burkhead	3	9	3.0	4	0
M.J. Stewart	1	3	3.0	3	0
<b>TOTAL</b>	<b>24</b>	<b>92</b>	<b>3.8</b>	<b>24</b>	<b>1</b>

RECEIVING	NO	YDS	AVG	LG	TD
Rex Burkhead	4	21	5.3	8	0
Chris Moore	3	63	21.0	52	0
Jordan Akins	3	31	10.3	25	1
Pharaoh Brown	3	31	10.3	30	0
Nico Collins	2	41	20.5	22	0
Brandin Cooks	2	22	11.0	17	0
Dameon Pierce	2	21	10.5	12	0
Phillip Dorsett	1	15	15.0	15	0
<b>TOTAL</b>	<b>20</b>	<b>245</b>	<b>12.3</b>	<b>52</b>	<b>1</b>

TOP DEFENSE	TOT	SOLO	AST	SCK	YDS	INT
Jonathan Owens	11	6	5	0.0	0.0	0
Jalen Pitre	8	5	3	1.0	8.0	2
Desmond King II	7	7	0	0.0	0.0	0

FIELD GOALS	FGM/FGA	PERCENT	RESULTS
Ka'imi Fairbairn	2-2	100.0	39G, 23G
<b>TOTAL</b>	<b>2-2</b>	<b>100.0</b>	

### CHICAGO BEARS

PASSING	ATT	CP	YDS	SK/YD	TD	LG	INT	RTG
Justin Fields	17	8	106	5/24	0	24	2	27.7
<b>TOTAL</b>	<b>17</b>	<b>8</b>	<b>106</b>	<b>5/24</b>	<b>0</b>	<b>24</b>	<b>2</b>	<b>27.7</b>

RUSHING	ATT	YDS	AVG	LG	TD
Khalil Herbert	20	157	7.9	52	2
Justin Fields	8	47	5.9	29	0
Equanimeous St. Brown	2	43	21.5	41	0
Trestan Ebner	7	23	3.3	7	0
David Montgomery	3	11	3.7	5	0
<b>TOTAL</b>	<b>40</b>	<b>281</b>	<b>7.0</b>	<b>52</b>	<b>2</b>

RECEIVING	NO	YDS	AVG	LG	TD
Cole Kmet	2	40	20.0	24	0
Darnell Mooney	2	23	11.5	18	0
Khalil Herbert	2	12	6.0	7	0
Equanimeous St. Brown	1	20	20.0	20	0
Byron Pringle	1	11	11.0	11	0
<b>TOTAL</b>	<b>8</b>	<b>106</b>	<b>13.3</b>	<b>24</b>	<b>0</b>

TOP DEFENSE	TOT	SOLO	AST	SCK	YDS	INT
Roquan Smith	16	6	10	0.0	0.0	1
Eddie Jackson	8	5	3	0.0	0.0	1
Jaquan Brisker	6	4	2	0.0	0.0	0

FIELD GOALS	FGM/FGA	PERCENT	RESULTS
Cairo Santos	3-3	100.0	47G, 50G, 30G
<b>TOTAL</b>	<b>3-3</b>	<b>100.0</b>	

### Team Statistics

	Texans	Bears
First Downs	17	17
3rd-Down Eff. (Made/Att/Pct)	3/12/25%	6/14/43%
4th-Down Eff. (Made/Att/Pct)	1/1/100%	0/0/0%
Total Net Yards	329	363
Total Plays	57	62
Yards Per Play	5.8	5.9
Rushes/Net Yards	24/92	40/281
Net Passing	237	82
Pass Attempts/Completions	32/20	17/8
Had Intercepted	2	2
Sacked/Yards Lost	1/8	5/24
Punts/Average	5/48.4	4/45.5
Penalties/Yards	3/25	6/32
Fumbles/Lost	3/0	2/0
Possession Time	28:38	31:22

# 2022 GAME SUMMARIES



34

## WEEK 4

Los Angeles Chargers 34, Houston Texans 24  
69,071 NRG Stadium Oct 2, 2022



24

Los Angeles Chargers	7	20	0	7	—	34
Houston Texans	0	7	7	10	—	24

### SCORING DRIVES

TEAM	QTR	TIME	SCORING PLAY	LAC	HOU
Chargers	1	12:00	G.Everett 18 yd. pass from J.Herbert (D.Hopkins kick) (3-25, 1:28)	7	0
Chargers	2	12:57	A.Ekeler 10 yd. run (D.Hopkins kick) (9-64, 4:22)	14	0
Chargers	2	10:00	A.Ekeler 20 yd. run (D.Hopkins kick) (3-73, 1:18)	21	0
Texans	2	09:48	D.Pierce 75 yd. run (K.Fairbairn kick) (1-75, 0:12)	21	7
Chargers	2	04:35	D.Hopkins 23 yd. Field Goal (10-77, 5:13)	24	7
Chargers	2	00:00	D.Hopkins 37 yd. Field Goal (9-49, 0:57)	27	7
Texans	3	01:12	R.Burkhead 8 yd. pass from D.Mills (K.Fairbairn kick) (8-87, 4:30)	27	14
Texans	4	10:02	B.Cooks 18 yd. pass from D.Mills (K.Fairbairn kick) (5-93, 2:53)	27	21
Texans	4	08:30	K.Fairbairn 40 yd. Field Goal (4-6, 1:28)	27	24
Chargers	4	02:28	A.Ekeler 14 yd. pass from J.Herbert (D.Hopkins kick) (12-84, 6:02)	34	24

### LOS ANGELES CHARGERS

PASSING	ATT	CP	YDS	SK/YD	TD	LG	INT	RTG
Justin Herbert	39	27	340	1/2	2	50	0	113.2
<b>TOTAL</b>	<b>39</b>	<b>27</b>	<b>340</b>	<b>1/2</b>	<b>2</b>	<b>50</b>	<b>0</b>	<b>113.2</b>

RUSHING	ATT	YDS	AVG	LG	TD
Austin Ekeler	13	60	4.6	20t	2
Joshua Kelley	4	15	3.8	6	0
Sony Michel	6	11	1.8	4	0
Justin Herbert	4	-5	-1.3	-1	0
<b>TOTAL</b>	<b>27</b>	<b>81</b>	<b>3.0</b>	<b>20T</b>	<b>2</b>

RECEIVING	NO	YDS	AVG	LG	TD
Mike Williams	7	120	17.1	50	0
Austin Ekeler	6	49	8.2	21	1
Gerald Everett	5	61	12.2	18t	1
Sony Michel	3	16	5.3	9	0
Michael Bandy	2	49	24.5	25	0
DeAndre Carter	2	16	8.0	14	0
Joshua Palmer	1	25	25.0	25	0
Tre' McKitty	1	4	4.0	4	0
<b>TOTAL</b>	<b>27</b>	<b>340</b>	<b>12.6</b>	<b>50</b>	<b>2</b>

TOP DEFENSE	TOT	SOLO	AST	SCK	YDS	INT
Drue Tranquill	11	5	6	0.0	0.0	0
Derwin James Jr.	7	3	4	0.0	0.0	0
Asante Samuel Jr.	5	5	0	0.0	0.0	0

FIELD GOALS	FGM/FGA	PERCENT	RESULTS
Dustin Hopkins	2-2	100.0	23G, 37G
<b>TOTAL</b>	<b>2-2</b>	<b>100.0</b>	

### HOUSTON TEXANS

PASSING	ATT	CP	YDS	SK/YD	TD	LG	INT	RTG
Davis Mills	35	26	246	4/31	2	58	2	88.5
<b>TOTAL</b>	<b>35</b>	<b>26</b>	<b>246</b>	<b>4/31</b>	<b>2</b>	<b>58</b>	<b>2</b>	<b>88.5</b>

RUSHING	ATT	YDS	AVG	LG	TD
Dameon Pierce	14	131	9.4	75t	1
<b>TOTAL</b>	<b>14</b>	<b>131</b>	<b>9.4</b>	<b>75T</b>	<b>1</b>

RECEIVING	NO	YDS	AVG	LG	TD
Brandin Cooks	7	57	8.1	20	1
Dameon Pierce	6	8	1.3	8	0
Rex Burkhead	5	39	7.8	13	1
Nico Collins	3	82	27.3	58	0
Jordan Akins	2	33	16.5	30	0
O.J. Howard	2	27	13.5	22	0
Mason Schreck	1	0	0.0	0	0
<b>TOTAL</b>	<b>26</b>	<b>246</b>	<b>9.5</b>	<b>58</b>	<b>2</b>

TOP DEFENSE	TOT	SOLO	AST	SCK	YDS	INT
Kamu Grugier-Hill	7	6	1	0.0	0.0	0
Steven Nelson	7	6	1	0.0	0.0	0
Jalen Pitre	7	3	4	0.0	0.0	0

FIELD GOALS	FGM/FGA	PERCENT	RESULTS
Ka'imi Fairbairn	1-2	50.0	46WL, 40G
<b>TOTAL</b>	<b>1-2</b>	<b>50.0</b>	

### Team Statistics

	Chargers	Texans
First Downs	22	16
3rd-Down Eff. (Made/Att/Pct)	8/16/50%	4/12/33%
4th-Down Eff. (Made/Att/Pct)	1/2/50%	0/2/0%
Total Net Yards	419	346
Total Plays	67	53
Yards Per Play	6.3	6.5
Rushes/Net Yards	27/81	14/131
Net Passing	338	215
Pass Attempts/Completions	39/27	35/26
Had Intercepted	0	2
Sacked/Yards Lost	1/2	4/31
Punts/Average	4/46.3	3/52.0
Penalties/Yards	6/61	9/67
Fumbles/Lost	2/1	1/0
Possession Time	31:39	28:21

# 2022 GAME SUMMARIES



13

## WEEK 5

Houston Texans 13, Jacksonville Jaguars 6  
60,018 🦋 TIAA Bank Field 🦋 Oct 9, 2022



6

Houston Texans .....	0	6	0	7	—	13
Jacksonville Jaguars .....	3	3	0	0	—	6

### SCORING DRIVES

TEAM	QTR	TIME	SCORING PLAY	HOU	JAX
Jaguars	1	01:22	R.Patterson 26 yd. Field Goal (11-60, 4:03)	0	3
Texans	2	12:24	K.Fairbairn 50 yd. Field Goal (8-44, 3:58)	3	3
Texans	2	03:23	K.Fairbairn 51 yd. Field Goal (8-30, 4:44)	6	3
Jaguars	2	00:06	R.Patterson 45 yd. Field Goal (9-51, 3:17)	6	6
Texans	4	03:11	D.Pierce 1 yd. run (K.Fairbairn kick) (12-74, 6:48)	13	6

### HOUSTON TEXANS

PASSING	ATT	CP	YDS	SK/YD	TD	LG	INT	RTG
Davis Mills	24	16	140	1/8	0	23	0	81.9
<b>TOTAL</b>	<b>24</b>	<b>16</b>	<b>140</b>	<b>1/8</b>	<b>0</b>	<b>23</b>	<b>0</b>	<b>81.9</b>

RUSHING	ATT	YDS	AVG	LG	TD
Dameon Pierce	26	99	3.8	20	1
Rex Burkhead	3	15	5.0	9	0
Davis Mills	2	2	1.0	3	0
<b>TOTAL</b>	<b>31</b>	<b>116</b>	<b>3.7</b>	<b>20</b>	<b>1</b>

RECEIVING	NO	YDS	AVG	LG	TD
Nico Collins	4	65	16.3	23	0
Brandin Cooks	4	20	5.0	7	0
Dameon Pierce	3	14	4.7	11	0
Jordan Akins	2	22	11.0	11	0
Rex Burkhead	2	13	6.5	9	0
Mason Schreck	1	6	6.0	6	0
<b>TOTAL</b>	<b>16</b>	<b>140</b>	<b>8.8</b>	<b>23</b>	<b>0</b>

TOP DEFENSE	TOT	SOLO	AST	SCK	YDS	INT
Jalen Pitre	8	6	2	0.0	0.0	0
Christian Kirksey	8	5	3	0.0	0.0	0
Derek Stingley Jr.	7	6	1	0.0	0.0	1

FIELD GOALS	FGM/FGA	PERCENT	RESULTS
Ka'imi Fairbairn	2-2	100.0	50G, 51G
<b>TOTAL</b>	<b>2-2</b>	<b>100.0</b>	

### JACKSONVILLE JAGUARS

PASSING	ATT	CP	YDS	SK/YD	TD	LG	INT	RTG
Trevor Lawrence	47	25	286	0/0	0	37	2	54.0
<b>TOTAL</b>	<b>47</b>	<b>25</b>	<b>286</b>	<b>0/0</b>	<b>0</b>	<b>37</b>	<b>2</b>	<b>54.0</b>

RUSHING	ATT	YDS	AVG	LG	TD
Travis Etienne Jr.	10	71	7.1	30	0
Trevor Lawrence	4	29	7.3	12	0
James Robinson	10	27	2.7	9	0
JaMycal Hasty	1	6	6.0	6	0
Jamal Agnew	1	3	3.0	3	0
<b>TOTAL</b>	<b>26</b>	<b>136</b>	<b>5.2</b>	<b>30</b>	<b>0</b>

RECEIVING	NO	YDS	AVG	LG	TD
Marvin Jones Jr.	7	104	14.9	37	0
Evan Engram	6	69	11.5	28	0
Travis Etienne Jr.	3	43	14.3	20	0
Zay Jones	3	12	4.0	7	0
Chris Manhertz	2	15	7.5	12	0
James Robinson	2	12	6.0	10	0
Dan Arnold	1	20	20.0	20	0
Christian Kirk	1	11	11.0	6	0
<b>TOTAL</b>	<b>25</b>	<b>286</b>	<b>11.4</b>	<b>37</b>	<b>0</b>

TOP DEFENSE	TOT	SOLO	AST	SCK	YDS	INT
Rayshawn Jenkins	12	7	5	0.0	0.0	0
Devin Lloyd	11	6	5	0.0	0.0	0
Foyesade Oluokun	8	6	2	1.0	8.0	0

FIELD GOALS	FGM/FGA	PERCENT	RESULTS
Riley Patterson	2-2	100.0	26G, 45G
<b>TOTAL</b>	<b>2-2</b>	<b>100.0</b>	

### Team Statistics

	Texans	Jaguars
First Downs	15	22
3rd-Down Eff. (Made/Att/Pct)	5/13/38%	6/14/43%
4th-Down Eff. (Made/Att/Pct)	0/0/0%	0/3/0%
Total Net Yards	248	422
Total Plays	56	73
Yards Per Play	4.4	5.8
Rushes/Net Yards	31/116	26/136
Net Passing	132	286
Pass Attempts/Completions	24/16	47/25
Had Intercepted	0	2
Sacked/Yards Lost	1/8	0/0
Punts/Average	6/48.8	3/53.0
Penalties/Yards	4/25	6/48
Fumbles/Lost	0/0	0/0
Possession Time	31:47	28:13

# 2022 GAME SUMMARIES



20

## WEEK 7

Houston Texans 20, Las Vegas Raiders 38  
61,228 Allegiant Stadium Oct 23, 2022



38

Houston Texans	0	10	10	0	—	20
Las Vegas Raiders	3	7	7	21	—	38

### SCORING DRIVES

TEAM	QTR	TIME	SCORING PLAY	HOU	LV
Raiders	1	09:54	D.Carlson 50 yd. Field Goal (11-44, 5:06)	0	3
Texans	2	11:17	C.Moore 13 yd. pass from D.Mills (K.Fairbairn kick) (13-62, 6:22)	7	3
Texans	2	04:57	K.Fairbairn 55 yd. Field Goal (7-43, 2:31)	10	3
Raiders	2	00:25	M.Hollins 26 yd. pass from D.Carr (D.Carlson kick) (10-82, 4:32)	10	10
Texans	3	10:59	K.Fairbairn 35 yd. Field Goal (8-67, 4:01)	13	10
Raiders	3	05:48	J.Jacobs 4 yd. run (D.Carlson kick) (10-75, 5:11)	13	17
Texans	3	03:14	P.Dorsett 25 yd. pass from D.Mills (K.Fairbairn kick) (6-74, 2:34)	20	17
Raiders	4	13:32	J.Jacobs 7 yd. run (D.Carlson kick) (7-76, 4:42)	20	24
Raiders	4	07:06	J.Jacobs 15 yd. run (D.Carlson kick) (7-81, 4:15)	20	31
Raiders	4	03:26	D.Harmon 73 yd. interception return (D.Carlson kick)	20	38

### HOUSTON TEXANS

PASSING	ATT	CP	YDS	SK/YD	TD	LG	INT	RTG
Davis Mills	41	28	302	1/6	2	39	1	95.8
<b>TOTAL</b>	<b>41</b>	<b>28</b>	<b>302</b>	<b>1/6</b>	<b>2</b>	<b>39</b>	<b>1</b>	<b>95.8</b>

RUSHING	ATT	YDS	AVG	LG	TD
Dameon Pierce	20	92	4.6	22	0
Rex Burkhead	2	8	4.0	4	0
Dare Ogunbowale	1	8	8.0	8	0
<b>TOTAL</b>	<b>23</b>	<b>108</b>	<b>4.7</b>	<b>22</b>	<b>0</b>

RECEIVING	NO	YDS	AVG	LG	TD
Dare Ogunbowale	5	54	10.8	23	0
Rex Burkhead	5	11	2.2	5	0
Brandin Cooks	4	46	11.5	24	0
Dameon Pierce	4	25	6.3	11	0
Jordan Akins	3	68	22.7	39	0
Nico Collins	3	33	11.0	15	0
Phillip Dorsett	2	45	22.5	25t	1
Chris Moore	2	20	10.0	13t	1
<b>TOTAL</b>	<b>28</b>	<b>302</b>	<b>10.8</b>	<b>39</b>	<b>2</b>

TOP DEFENSE	TOT	SOLO	AST	SCK	YDS	INT
Jonathan Owens	10	9	1	0.0	0.0	0
Christian Kirksey	9	8	1	0.0	0.0	0
Desmond King II	5	5	0	0.0	0.0	0

FIELD GOALS	FGM/FGA	PERCENT	RESULTS
Ka'imi Fairbairn	2-3	66.7	39WR, 55G, 35G
<b>TOTAL</b>	<b>2-3</b>	<b>66.0</b>	

### LAS VEGAS RAIDERS

PASSING	ATT	CP	YDS	SK/YD	TD	LG	INT	RTG
Derek Carr	27	21	241	1/5	1	27	0	116.2
<b>TOTAL</b>	<b>27</b>	<b>21</b>	<b>241</b>	<b>1/5</b>	<b>1</b>	<b>27</b>	<b>0</b>	<b>116.2</b>

RUSHING	ATT	YDS	AVG	LG	TD
Josh Jacobs	20	143	7.2	15t	3
DJ Turner	3	20	6.7	18	0
Zamir White	1	2	2.0	2	0
Derek Carr	3	-1	-0.3	0	0
<b>TOTAL</b>	<b>27</b>	<b>164</b>	<b>6.1</b>	<b>18</b>	<b>3</b>

RECEIVING	NO	YDS	AVG	LG	TD
Davante Adams	8	95	11.9	16	0
Hunter Renfrow	3	55	18.3	27	0
Foster Moreau	3	28	9.3	17	0
Josh Jacobs	3	12	4.0	5	0
Mack Hollins	2	44	22.0	26t	1
Ameer Abdullah	2	7	3.5	5	0
<b>TOTAL</b>	<b>21</b>	<b>241</b>	<b>11.5</b>	<b>27</b>	<b>1</b>

TOP DEFENSE	TOT	SOLO	AST	SCK	YDS	INT
Divine Deablo	11	6	5	0.0	0.0	0
Johnathan Abram	8	6	2	0.0	0.0	0
Duron Harmon	6	5	1	0.0	0.0	1

FIELD GOALS	FGM/FGA	PERCENT	RESULTS
Daniel Carlson	1-1	100.0	50G
<b>TOTAL</b>	<b>1-1</b>	<b>100.0</b>	

### Team Statistics

	Texans	Raiders
First Downs	21	25
3rd-Down Eff. (Made/Att/Pct)	9/15/60%	4/9/44%
4th-Down Eff. (Made/Att/Pct)	1/2/50%	1/1/100%
Total Net Yards	404	400
Total Plays	65	55
Yards Per Play	6.2	7.3
Rushes/Net Yards	23/108	27/164
Net Passing	296	236
Pass Attempts/Completions	41/28	27/21
Had Intercepted	1	0
Sacked/Yards Lost	1/6	1/5
Punts/Average	1/55.0	2/46.5
Penalties/Yards	3/14	5/44
Fumbles/Lost	0/0	2/0
Possession Time	29:17	30:43

# 2022 GAME SUMMARIES



## WEEK 8

Tennessee Titans 17, Houston Texans 10  
68,467 🦋 NRG Stadium 🦋 Oct 30, 2022



Tennessee Titans	0	7	7	3	—	17
Houston Texans	0	3	0	7	—	10

### SCORING DRIVES

TEAM	QTR	TIME	SCORING PLAY	TEN	HOU
Texans	2	10:40	K.Fairbairn 43 yd. Field Goal (4--13, 1:11)	0	3
Titans	2	04:20	D.Henry 29 yd. run (R.Bullock kick) (3-37, 0:53)	7	3
Titans	3	06:31	D.Henry 1 yd. run (R.Bullock kick) (9-65, 6:19)	14	3
Titans	4	11:08	R.Bullock 29 yd. Field Goal (12-81, 7:16)	17	3
Texans	4	00:17	D.Pierce 3 yd. pass from D.Mills (K.Fairbairn kick) (12-90, 3:46)	17	10

### TENNESSEE TITANS

PASSING	ATT	CP	YDS	SK/YD	TD	LG	INT	RTG
Malik Willis	10	6	55	3/15	0	16	1	35.4
<b>TOTAL</b>	<b>10</b>	<b>6</b>	<b>55</b>	<b>3/15</b>	<b>0</b>	<b>16</b>	<b>1</b>	<b>35.4</b>

RUSHING	ATT	YDS	AVG	LG	TD
Derrick Henry	32	219	6.8	41	2
Dontrell Hilliard	8	83	10.4	30	0
Malik Willis	5	12	2.4	6	0
<b>TOTAL</b>	<b>45</b>	<b>314</b>	<b>7.0</b>	<b>41</b>	<b>2</b>

RECEIVING	NO	YDS	AVG	LG	TD
Robert Woods	2	26	13.0	16	0
Dontrell Hilliard	1	12	12.0	12	0
Derrick Henry	1	9	9.0	9	0
Austin Hooper	1	5	5.0	5	0
Chig Okonkwo	1	3	3.0	3	0
<b>TOTAL</b>	<b>6</b>	<b>55</b>	<b>9.2</b>	<b>16</b>	<b>0</b>

TOP DEFENSE	TOT	SOLO	AST	SCK	YDS	INT
David Long Jr.	8	6	2	0.0	0.0	0
Roger McCreary	6	4	2	0.0	0.0	0
Kevin Byard	4	3	1	0.0	0.0	0

FIELD GOALS	FGM/FGA	PERCENT	RESULTS
Randy Bullock	1-2	50.0	48WR, 29G
<b>TOTAL</b>	<b>1-2</b>	<b>50.0</b>	

### HOUSTON TEXANS

PASSING	ATT	CP	YDS	SK/YD	TD	LG	INT	RTG
Davis Mills	29	17	152	3/34	1	44	1	69.9
Rex Burkhead	1	0	0	0/0	0	0	0	39.6
<b>TOTAL</b>	<b>30</b>	<b>17</b>	<b>152</b>	<b>3/34</b>	<b>1</b>	<b>44</b>	<b>1</b>	<b>67.6</b>

RUSHING	ATT	YDS	AVG	LG	TD
Dameon Pierce	15	35	2.3	16	0
Davis Mills	3	8	2.7	6	0
<b>TOTAL</b>	<b>18</b>	<b>43</b>	<b>2.4</b>	<b>16</b>	<b>0</b>

RECEIVING	NO	YDS	AVG	LG	TD
Brandin Cooks	4	73	18.3	44	0
Dameon Pierce	3	16	5.3	7	1
O.J. Howard	2	24	12.0	24	0
Brevin Jordan	2	19	9.5	16	0
Troy Hairston	2	7	3.5	5	0
Phillip Dorsett	1	6	6.0	6	0
Jordan Akins	1	5	5.0	5	0
Rex Burkhead	1	2	2.0	2	0
Dare Ogunbowale	1	0	0.0	0	0
<b>TOTAL</b>	<b>17</b>	<b>152</b>	<b>8.9</b>	<b>44</b>	<b>1</b>

TOP DEFENSE	TOT	SOLO	AST	SCK	YDS	INT
Christian Harris	7	5	2	0.0	0.0	0
Eric Murray	6	5	1	0.0	0.0	0
Jalen Pitre	6	5	1	0.0	0.0	0

FIELD GOALS	FGM/FGA	PERCENT	RESULTS
Ka'imi Fairbairn	1-1	100.0	43G
<b>TOTAL</b>	<b>1-1</b>	<b>100.0</b>	

### Team Statistics

	Titans	Texans
First Downs	16	10
3rd-Down Eff. (Made/Att/Pct)	4/12/33%	2/14/14%
4th-Down Eff. (Made/Att/Pct)	1/1/100%	2/2/100%
Total Net Yards	354	161
Total Plays	58	51
Yards Per Play	6.1	3.2
Rushes/Net Yards	45/314	18/43
Net Passing	40	118
Pass Attempts/Completions	10/6	30/17
Had Intercepted	1	1
Sacked/Yards Lost	3/15	3/34
Punts/Average	5/48.4	8/46.8
Penalties/Yards	6/35	6/45
Fumbles/Lost	1/1	0/0
Possession Time	34:48	25:12

# 2022 GAME SUMMARIES



29

## WEEK 9

Philadelphia Eagles 29, Houston Texans 17  
68,831 NRG Stadium Nov 3, 2022



17

Philadelphia Eagles	7	7	7	8	—	29
Houston Texans	7	7	3	0	—	17

### SCORING DRIVES

TEAM	QTR	TIME	SCORING PLAY	PHI	HOU
Texans	1	09:37	T.Quitoriano 2 yd. pass from D.Mills (K.Fairbairn kick) (9-75, 5:23)	0	7
Eagles	1	01:33	M.Sanders 2 yd. run (J.Elliott kick) (18-91, 8:04)	7	7
Eagles	2	04:32	K.Gainwell 4 yd. run (J.Elliott kick) (10-79, 5:32)	14	7
Texans	2	00:37	C.Moore 13 yd. pass from D.Mills (K.Fairbairn kick) (7-75, 3:55)	14	14
Eagles	3	08:04	A.Brown 17 yd. pass from J.Hurts (J.Elliott kick) (2-17, 0:09)	21	14
Texans	3	01:15	K.Fairbairn 30 yd. Field Goal (12-63, 6:49)	21	17
Eagles	4	11:22	D.Goedert 4 yd. pass from J.Hurts (J.Hurts run) (10-75, 4:53)	27	17

### PHILADELPHIA EAGLES

PASSING	ATT	CP	YDS	SK/YD	TD	LG	INT	RTG
Jalen Hurts	27	21	243	4/26	2	31	0	128.9
<b>TOTAL</b>	<b>27</b>	<b>21</b>	<b>243</b>	<b>4/26</b>	<b>2</b>	<b>31</b>	<b>0</b>	<b>128.9</b>

RUSHING	ATT	YDS	AVG	LG	TD
Miles Sanders	17	93	5.5	25	1
Jalen Hurts	9	23	2.6	14	0
Kenneth Gainwell	4	22	5.5	8	1
Boston Scott	1	5	5.0	5	0
<b>TOTAL</b>	<b>31</b>	<b>143</b>	<b>4.6</b>	<b>25</b>	<b>2</b>

RECEIVING	NO	YDS	AVG	LG	TD
Dallas Goedert	8	100	12.5	21	1
A.J. Brown	4	59	14.8	31	1
Kenneth Gainwell	3	16	5.3	8	0
Quez Watkins	2	25	12.5	23	0
DeVonta Smith	2	22	11.0	22	0
Jack Stoll	1	13	13.0	13	0
Zach Pascal	1	8	8.0	8	0
<b>TOTAL</b>	<b>21</b>	<b>243</b>	<b>11.6</b>	<b>31</b>	<b>2</b>

TOP DEFENSE	TOT	SOLO	AST	SCK	YDS	INT
Javon Hargrave	7	6	1	3.0	19.0	0
T.J. Edwards	7	5	2	0.0	0.0	0
Kyzir White	7	4	3	0.0	0.0	0

FIELD GOALS	FGM/FGA	PERCENT	RESULTS
Jake Elliott	0-1	0.0	54WR
<b>TOTAL</b>	<b>0-1</b>	<b>0.0</b>	

### HOUSTON TEXANS

PASSING	ATT	CP	YDS	SK/YD	TD	LG	INT	RTG
Davis Mills	22	13	154	3/19	2	34	2	72.9
<b>TOTAL</b>	<b>22</b>	<b>13</b>	<b>154</b>	<b>3/19</b>	<b>2</b>	<b>34</b>	<b>2</b>	<b>72.9</b>

RUSHING	ATT	YDS	AVG	LG	TD
Dameon Pierce	27	139	5.1	36	0
Davis Mills	3	18	6.0	8	0
Rex Burkhead	1	9	9.0	9	0
Chris Moore	1	2	2.0	2	0
<b>TOTAL</b>	<b>32</b>	<b>168</b>	<b>5.3</b>	<b>36</b>	<b>0</b>

RECEIVING	NO	YDS	AVG	LG	TD
Chris Moore	4	43	10.8	25	1
Phillip Dorsett	3	69	23.0	34	0
O.J. Howard	1	14	14.0	14	0
Tyron Johnson	1	8	8.0	8	0
Jalen Camp	1	7	7.0	7	0
Rex Burkhead	1	6	6.0	6	0
Brevin Jordan	1	5	5.0	5	0
Teagan Quitoriano	1	2	2.0	2t	1
<b>TOTAL</b>	<b>13</b>	<b>154</b>	<b>11.8</b>	<b>34</b>	<b>2</b>

TOP DEFENSE	TOT	SOLO	AST	SCK	YDS	INT
Jonathan Owens	10	7	3	0.0	0.0	0
Jalen Pitre	9	7	2	0.0	0.0	0
Christian Kirksey	7	5	2	0.0	0.0	0

FIELD GOALS	FGM/FGA	PERCENT	RESULTS
Ka'im'i Fairbairn	1-1	100.0	30G
<b>TOTAL</b>	<b>1-1</b>	<b>100.0</b>	

### Team Statistics

	Eagles	Texans
First Downs	24	20
3rd-Down Eff. (Made/Att/Pct)	5/10/50%	2/9/22%
4th-Down Eff. (Made/Att/Pct)	2/2/100%	0/0/0%
Total Net Yards	360	303
Total Plays	62	57
Yards Per Play	5.8	5.3
Rushes/Net Yards	31/143	32/168
Net Passing	217	135
Pass Attempts/Completions	27/21	22/13
Had Intercepted	0	2
Sacked/Yards Lost	4/26	3/19
Punts/Average	3/49.7	4/52.0
Penalties/Yards	4/31	4/24
Fumbles/Lost	2/1	0/0
Possession Time	28:13	31:47

# 2022 GAME SUMMARIES



16

## WEEK 10

Houston Texans 16, New York Giants 24  
71,615 MetLife Stadium Nov 13, 2022



24

Houston Texans	0	3	7	6	—	16
New York Giants	7	0	14	3	—	24

### SCORING DRIVES

TEAM	QTR	TIME	SCORING PLAY	HOU	NYG
Giants	1	07:51	L.Cager 9 yd. pass from D.Jones (G.Gano kick) (10-68, 5:22)	0	7
Texans	2	11:27	K.Fairbairn 38 yd. Field Goal (7-61, 3:26)	3	7
Giants	3	12:33	D.Slayton 54 yd. pass from D.Jones (G.Gano kick) (5-75, 2:27)	3	14
Texans	3	08:06	N.Collins 12 yd. pass from D.Mills (K.Fairbairn kick) (7-75, 4:27)	10	14
Giants	3	02:21	S.Barkley 2 yd. run (G.Gano kick) (12-74, 5:45)	10	21
Texans	4	02:22	K.Fairbairn 34 yd. Field Goal (12-76, 2:18)	13	21
Giants	4	01:55	G.Gano 49 yd. Field Goal (4-8, 0:27)	13	24
Texans	4	00:07	K.Fairbairn 46 yd. Field Goal (5-48, 1:48)	16	24

### HOUSTON TEXANS

PASSING	ATT	CP	YDS	SK/YD	TD	LG	INT	RTG
Davis Mills	37	22	319	4/33	1	46	1	85.3
<b>TOTAL</b>	<b>37</b>	<b>22</b>	<b>319</b>	<b>4/33</b>	<b>1</b>	<b>46</b>	<b>1</b>	<b>85.3</b>

RUSHING	ATT	YDS	AVG	LG	TD
Dameon Pierce	17	94	5.5	44	0
Brandin Cooks	1	5	5.0	5	0
Rex Burkhead	1	2	2.0	2	0
<b>TOTAL</b>	<b>19</b>	<b>101</b>	<b>5.3</b>	<b>44</b>	<b>0</b>

RECEIVING	NO	YDS	AVG	LG	TD
Nico Collins	5	49	9.8	13	1
Brandin Cooks	4	37	9.3	25	0
Jordan Akins	3	72	24.0	46	0
Chris Moore	3	70	23.3	25	0
Rex Burkhead	2	28	14.0	15	0
Dameon Pierce	2	28	14.0	16	0
Phillip Dorsett	2	22	11.0	18	0
Dare Ogunbowale	1	13	13.0	13	0
<b>TOTAL</b>	<b>22</b>	<b>319</b>	<b>14.5</b>	<b>46</b>	<b>1</b>

TOP DEFENSE	TOT	SOLO	AST	SCK	YDS	INT
Jonathan Owens	12	10	2	0.0	0.0	0
Christian Harris	9	4	5	0.0	0.0	0
Christian Kirksey	8	3	5	0.5	4.0	0

FIELD GOALS	FGM/FGA	PERCENT	RESULTS
Ka'imi Fairbairn	3-3	100.0	38G, 34G, 46G
<b>TOTAL</b>	<b>3-3</b>	<b>100.0</b>	

### NEW YORK GIANTS

PASSING	ATT	CP	YDS	SK/YD	TD	LG	INT	RTG
Daniel Jones	17	13	197	3/21	2	54t	0	153.3
<b>TOTAL</b>	<b>17</b>	<b>13</b>	<b>197</b>	<b>3/21</b>	<b>2</b>	<b>54T</b>	<b>0</b>	<b>153.3</b>

RUSHING	ATT	YDS	AVG	LG	TD
Saquon Barkley	35	152	4.3	27	1
Daniel Jones	5	24	4.8	11	0
Matt Breida	6	20	3.3	9	0
Wan'Dale Robinson	1	-5	-5.0	-5	0
<b>TOTAL</b>	<b>47</b>	<b>191</b>	<b>4.1</b>	<b>27</b>	<b>1</b>

RECEIVING	NO	YDS	AVG	LG	TD
Darius Slayton	3	95	31.7	54t	1
Tanner Hudson	3	24	8.0	16	0
Isaiah Hodgins	2	41	20.5	26	0
Wan'Dale Robinson	2	20	10.0	11	0
Lawrence Cager	2	9	4.5	9t	1
Saquon Barkley	1	8	8.0	8	0
<b>TOTAL</b>	<b>13</b>	<b>197</b>	<b>15.2</b>	<b>54T</b>	<b>2</b>

TOP DEFENSE	TOT	SOLO	AST	SCK	YDS	INT
Leonard Williams	9	5	4	0.5	3.0	0
Fabian Moreau	6	6	0	0.0	0.0	0
Adoree' Jackson	6	4	2	0.0	0.0	0

FIELD GOALS	FGM/FGA	PERCENT	RESULTS
Graham Gano	1-1	100.0	49G
<b>TOTAL</b>	<b>1-1</b>	<b>100.0</b>	

### Team Statistics

	Texans	Giants
First Downs	22	19
3rd-Down Eff. (Made/Att/Pct)	3/10/30%	7/14/50%
4th-Down Eff. (Made/Att/Pct)	0/0/0%	0/0/0%
Total Net Yards	387	367
Total Plays	60	67
Yards Per Play	6.5	5.5
Rushes/Net Yards	19/101	47/191
Net Passing	286	176
Pass Attempts/Completions	37/22	17/13
Had Intercepted	1	0
Sacked/Yards Lost	4/33	3/21
Punts/Average	5/45.8	6/40.3
Penalties/Yards	7/40	5/24
Fumbles/Lost	2/1	0/0
Possession Time	26:40	33:20



# 2022 GAME SUMMARIES



## WEEK 11

Washington Commanders 23, Houston Texans 10  
65,865 NRG Stadium Nov 20, 2022



Washington Commanders	7	13	0	3	—	23
Houston Texans	0	0	3	7	—	10

### SCORING DRIVES

TEAM	QTR	TIME	SCORING PLAY	WAS	HOU
Commanders	1	13:16	K.Fuller 37 yd. interception return (J.Slye kick)	6	0
Commanders	2	11:44	C.Samuel 10 yd. run (J.Slye kick) (9-85, 5:11)	14	0
Commanders	2	04:53	J.Slye 25 yd. Field Goal (10-54, 4:50)	17	0
Commanders	2	00:07	J.Slye 24 yd. Field Goal (11-61, 2:53)	20	0
Texans	3	09:53	K.Fairbairn 29 yd. Field Goal (11-64, 5:07)	20	3
Commanders	4	12:08	J.Slye 44 yd. Field Goal (10-20, 6:31)	23	3
Texans	4	03:19	D.Mills 4 yd. run (K.Fairbairn kick) (11-55, 4:20)	23	10

### WASHINGTON COMMANDERS

PASSING	ATT	CP	YDS	SK/YD	TD	LG	INT	RTG
Taylor Heinicke	27	15	191	0/0	0	19	0	77.9
<b>TOTAL</b>	<b>27</b>	<b>15</b>	<b>191</b>	<b>0/0</b>	<b>0</b>	<b>19</b>	<b>0</b>	<b>77.9</b>

RUSHING	ATT	YDS	AVG	LG	TD
Antonio Gibson	18	72	4.0	18	0
Brian Robinson Jr.	15	57	3.8	14	0
Curtis Samuel	2	18	9.0	10t	1
Jahan Dotson	1	3	3.0	3	0
Taylor Heinicke	3	2	0.7	4	0
Terry McLaurin	1	1	1.0	1	0
<b>TOTAL</b>	<b>40</b>	<b>153</b>	<b>3.8</b>	<b>18</b>	<b>1</b>

RECEIVING	NO	YDS	AVG	LG	TD
Logan Thomas	5	65	13.0	19	0
Terry McLaurin	4	55	13.8	19	0
Antonio Gibson	3	31	10.3	18	0
Cam Sims	1	17	17.0	17	0
Jahan Dotson	1	13	13.0	13	0
Curtis Samuel	1	10	10.0	10	0
<b>TOTAL</b>	<b>15</b>	<b>191</b>	<b>12.7</b>	<b>19</b>	<b>0</b>

TOP DEFENSE	TOT	SOLO	AST	SCK	YDS	INT
Kamren Curl	7	4	3	0.0	0.0	0
Bobby McCain	6	5	1	0.0	0.0	0
Jamin Davis	5	2	3	0.0	0.0	0

FIELD GOALS	FGM/FGA	PERCENT	RESULTS
Joey Slye	3-3	100.0	25G, 24G, 44G
<b>TOTAL</b>	<b>3-3</b>	<b>100.0</b>	

### HOUSTON TEXANS

PASSING	ATT	CP	YDS	SK/YD	TD	LG	INT	RTG
Davis Mills	33	19	169	5/42	0	41	2	46.1
<b>TOTAL</b>	<b>33</b>	<b>19</b>	<b>169</b>	<b>5/42</b>	<b>0</b>	<b>41</b>	<b>2</b>	<b>46.1</b>

RUSHING	ATT	YDS	AVG	LG	TD
Davis Mills	5	10	2.0	4t	1
Dameon Pierce	10	8	0.8	3	0
Chris Moore	1	3	3.0	3	0
<b>TOTAL</b>	<b>16</b>	<b>21</b>	<b>1.3</b>	<b>4T</b>	<b>1</b>

RECEIVING	NO	YDS	AVG	LG	TD
Nico Collins	5	48	9.6	22	0
Chris Moore	5	20	4.0	11	0
Brandin Cooks	3	70	23.3	41	0
Dameon Pierce	2	9	4.5	7	0
Jordan Akins	2	8	4.0	8	0
O.J. Howard	1	9	9.0	9	0
Dare Ogunbowale	1	5	5.0	5	0
<b>TOTAL</b>	<b>19</b>	<b>169</b>	<b>8.9</b>	<b>41</b>	<b>0</b>

TOP DEFENSE	TOT	SOLO	AST	SCK	YDS	INT
Desmond King II	10	6	4	0.0	0.0	0
Jonathan Owens	10	4	6	0.0	0.0	0
Christian Kirksey	7	6	1	0.0	0.0	0

FIELD GOALS	FGM/FGA	PERCENT	RESULTS
Ka'imi Fairbairn	1-1	100.0	29G
<b>TOTAL</b>	<b>1-1</b>	<b>100.0</b>	

### Team Statistics

	Commanders	Texans
First Downs	20	11
3rd-Down Eff. (Made/Att/Pct)	3/13/23%	2/13/15%
4th-Down Eff. (Made/Att/Pct)	2/2/100%	4/4/100%
Total Net Yards	344	148
Total Plays	67	54
Yards Per Play	5.1	2.7
Rushes/Net Yards	40/153	16/21
Net Passing	191	127
Pass Attempts/Completions	27/15	33/19
Had Intercepted	0	2
Sacked/Yards Lost	0/0	5/42
Punts/Average	5/44.2	6/47.7
Penalties/Yards	5/36	2/15
Fumbles/Lost	1/0	0/0
Possession Time	34:56	25:04

# 2022 GAME SUMMARIES



15

## WEEK 12

Houston Texans 15, Miami Dolphins 30  
66,205 🦋 Hard Rock Stadium 🦋 Nov 27, 2022



30

Houston Texans	0	0	6	9	—	15
Miami Dolphins	10	20	0	0	—	30

### SCORING DRIVES

TEAM	QTR	TIME	SCORING PLAY	HOU	MIA
Dolphins	1	10:21	J.Sanders 45 yd. Field Goal (9-39, 3:01)	0	3
Dolphins	1	02:57	D.Smythe 4 yd. pass from T.Tagovailoa (J.Sanders kick) (8-59, 4:44)	0	10
Dolphins	2	12:22	J.Wilson 3 yd. run (J.Sanders kick) (1-3, 0:05)	0	17
Dolphins	2	06:22	J.Sanders 23 yd. Field Goal (10-72, 4:32)	0	20
Dolphins	2	04:59	X.Howard 16 yd. fumble return (J.Sanders kick)	0	27
Dolphins	2	00:00	J.Sanders 35 yd. Field Goal (11-71, 1:52)	0	30
Texans	3	03:18	D.Ogunbowale 3 yd. run (run failed) (6-64, 3:10)	6	30
Texans	4	12:46	J.Akins 25 yd. pass from K.Allen (pass failed) (6-50, 2:25)	12	30
Texans	4	09:00	K.Fairbairn 28 yd. Field Goal (8-57, 2:47)	15	30

### HOUSTON TEXANS

PASSING	ATT	CP	YDS	SK/YD	TD	LG	INT	RTG
Kyle Allen	39	26	215	5/41	1	39	2	67.8
<b>TOTAL</b>	<b>39</b>	<b>26</b>	<b>215</b>	<b>5/41</b>	<b>1</b>	<b>39</b>	<b>2</b>	<b>67.8</b>

RUSHING	ATT	YDS	AVG	LG	TD
Dare Ogunbowale	4	14	3.5	9	1
Kyle Allen	4	12	3.0	5	0
Dameon Pierce	5	8	1.6	4	0
Brandin Cooks	1	2	2.0	2	0
<b>TOTAL</b>	<b>14</b>	<b>36</b>	<b>2.6</b>	<b>9</b>	<b>1</b>

RECEIVING	NO	YDS	AVG	LG	TD
Nico Collins	6	44	7.3	12	0
Jordan Akins	5	61	12.2	25t	1
Brandin Cooks	5	59	11.8	39	0
Dameon Pierce	3	8	2.7	9	0
Teagan Quitoriano	2	20	10.0	13	0
Chris Moore	2	7	3.5	4	0
Dare Ogunbowale	1	6	6.0	6	0
Rex Burkhead	1	5	5.0	5	0
Phillip Dorsett	1	5	5.0	5	0
<b>TOTAL</b>	<b>26</b>	<b>215</b>	<b>8.3</b>	<b>39</b>	<b>1</b>

TOP DEFENSE	TOT	SOLO	AST	SCK	YDS	INT
Jalen Pitre	7	7	0	0.0	0.0	0
Christian Kirksey	7	5	2	1.0	8.0	0
Desmond King II	6	4	2	0.0	0.0	0

FIELD GOALS	FGM/FGA	PERCENT	RESULTS
Ka'imi Fairbairn	1-1	100.0	28G
<b>TOTAL</b>	<b>1-1</b>	<b>100.0</b>	

### MIAMI DOLPHINS

PASSING	ATT	CP	YDS	SK/YD	TD	LG	INT	RTG
Tua Tagovailoa	36	22	299	4/26	1	34	0	96.9
Skylar Thompson	5	1	6	1/6	0	6	0	39.6
<b>TOTAL</b>	<b>41</b>	<b>23</b>	<b>305</b>	<b>5/32</b>	<b>1</b>	<b>34</b>	<b>0</b>	<b>88.0</b>

RUSHING	ATT	YDS	AVG	LG	TD
Jeff Wilson Jr.	13	39	3.0	9	1
Myles Gaskin	6	17	2.8	10	0
Skylar Thompson	6	5	0.8	3	0
Tyreek Hill	1	5	5.0	5	0
<b>TOTAL</b>	<b>26</b>	<b>66</b>	<b>2.5</b>	<b>10</b>	<b>1</b>

RECEIVING	NO	YDS	AVG	LG	TD
Tyreek Hill	6	85	14.2	29	0
Jaylen Waddle	5	85	17.0	34	0
River Cracraft	4	55	13.8	22	0
Trent Sherfield	2	33	16.5	24	0
Cedrick Wilson Jr.	2	26	13.0	20	0
Jeff Wilson Jr.	1	13	13.0	13	0
Myles Gaskin	1	4	4.0	4	0
Durham Smythe	1	4	4.0	4t	1
Alec Ingold	1	0	0.0	0	0
<b>TOTAL</b>	<b>23</b>	<b>305</b>	<b>13.3</b>	<b>34</b>	<b>1</b>

TOP DEFENSE	TOT	SOLO	AST	SCK	YDS	INT
Elandon Roberts	8	7	1	1.0	8.0	0
Jaelan Phillips	7	6	1	1.0	4.0	0
Zach Sieler	5	3	2	0.0	0.0	0

FIELD GOALS	FGM/FGA	PERCENT	RESULTS
Jason Sanders	3-3	100.0	45G, 23G, 35G
<b>TOTAL</b>	<b>3-3</b>	<b>100.0</b>	

### Team Statistics

	Texans	Dolphins
First Downs	14	25
3rd-Down Eff. (Made/Att/Pct)	2/13/15%	4/15/27%
4th-Down Eff. (Made/Att/Pct)	1/1/100%	1/1/100%
Total Net Yards	210	339
Total Plays	58	72
Yards Per Play	3.6	4.7
Rushes/Net Yards	14/36	26/66
Net Passing	174	273
Pass Attempts/Completions	39/26	41/23
Had Intercepted	2	0
Sacked/Yards Lost	5/41	5/32
Punts/Average	7/50.0	6/49.3
Penalties/Yards	5/45	4/35
Fumbles/Lost	3/1	1/1
Possession Time	27:33	32:27

# 2022 GAME SUMMARIES



27

## WEEK 13

Cleveland Browns 27, Houston Texans 14  
66,523 NRG Stadium Dec 4, 2022



14

Cleveland Browns	0	7	7	13	—	27
Houston Texans	3	2	3	6	—	14

### SCORING DRIVES

TEAM	QTR	TIME	SCORING PLAY	CLE	HOU
Texans	1	08:02	K.Fairbairn 44 yd. Field Goal (8-13, 3:51)	0	3
Texans	2	11:53	N.Chubb tackled in end zone by R.Lopez for a Safety	0	5
Browns	2	03:41	D.Peoples-Jones 76 yd. punt return (C.York kick)	7	5
Browns	3	10:10	D.Ward 4 yd. fumble return (C.York kick)	14	5
Texans	3	05:08	K.Fairbairn 35 yd. Field Goal (7-59, 5:02)	14	8
Browns	4	09:36	C.York 43 yd. Field Goal (11-42, 5:58)	17	8
Browns	4	09:30	T.Fields 16 yd. interception return (C.York kick)	24	8
Browns	4	04:03	C.York 42 yd. Field Goal (4-8, 1:26)	27	8
Texans	4	01:57	N.Collins 6 yd. pass from K.Allen (pass failed) (7-75, 2:06)	27	14

### CLEVELAND BROWNS

PASSING	ATT	CP	YDS	SK/YD	TD	LG	INT	RTG
Deshaun Watson	22	12	131	1/1	0	27	1	53.4
<b>TOTAL</b>	<b>22</b>	<b>12</b>	<b>131</b>	<b>1/1</b>	<b>0</b>	<b>27</b>	<b>1</b>	<b>53.4</b>

RUSHING	ATT	YDS	AVG	LG	TD
Nick Chubb	17	80	4.7	21	0
Kareem Hunt	9	56	6.2	15	0
Deshaun Watson	7	21	3.0	11	0
Harrison Bryant	1	8	8.0	8	0
Anthony Schwartz	1	6	6.0	6	0
Jerome Ford	3	3	1.0	4	0
<b>TOTAL</b>	<b>38</b>	<b>174</b>	<b>4.6</b>	<b>21</b>	<b>0</b>

RECEIVING	NO	YDS	AVG	LG	TD
Amari Cooper	4	40	10.0	13	0
Donovan Peoples-Jones	3	44	14.7	27	0
Kareem Hunt	2	18	9.0	11	0
Anthony Schwartz	1	12	12.0	12	0
Pharaoh Brown	1	11	11.0	11	0
Harrison Bryant	1	6	6.0	6	0
<b>TOTAL</b>	<b>12</b>	<b>131</b>	<b>10.9</b>	<b>27</b>	<b>0</b>

TOP DEFENSE	TOT	SOLO	AST	SCK	YDS	INT
Sione Takitaki	9	1	8	0.0	0.0	0
Denzel Ward	6	3	3	0.0	0.0	0
Perrion Winfrey	6	2	4	0.0	0.0	0

FIELD GOALS	FGM/FGA	PERCENT	RESULTS
Cade York	2-2	100.0	43G, 42G
<b>TOTAL</b>	<b>2-2</b>	<b>100.0</b>	

### HOUSTON TEXANS

PASSING	ATT	CP	YDS	SK/YD	TD	LG	INT	RTG
Kyle Allen	39	20	201	0/0	1	39	2	53.5
<b>TOTAL</b>	<b>39</b>	<b>20</b>	<b>201</b>	<b>0/0</b>	<b>1</b>	<b>39</b>	<b>2</b>	<b>53.5</b>

RUSHING	ATT	YDS	AVG	LG	TD
Dameon Pierce	18	73	4.1	11	0
Dare Ogunbowale	2	8	4.0	6	0
Kyle Allen	2	1	0.5	1	0
<b>TOTAL</b>	<b>22</b>	<b>82</b>	<b>3.7</b>	<b>11</b>	<b>0</b>

RECEIVING	NO	YDS	AVG	LG	TD
Brevin Jordan	4	46	11.5	20	0
Chris Moore	3	46	15.3	39	0
Nico Collins	3	35	11.7	16	1
Dameon Pierce	3	22	7.3	14	0
Jordan Akins	3	21	7.0	11	0
Phillip Dorsett	2	18	9.0	11	0
Dare Ogunbowale	2	13	6.5	7	0
<b>TOTAL</b>	<b>20</b>	<b>201</b>	<b>10.1</b>	<b>39</b>	<b>1</b>

TOP DEFENSE	TOT	SOLO	AST	SCK	YDS	INT
Jalen Pitre	16	9	7	0.0	0.0	1
Christian Kirksey	7	5	2	0.0	0.0	0
Christian Harris	6	2	4	0.0	0.0	0

FIELD GOALS	FGM/FGA	PERCENT	RESULTS
Ka'imi Fairbairn	2-2	100.0	44G, 35G
<b>TOTAL</b>	<b>2-2</b>	<b>100.0</b>	

### Team Statistics

	Browns	Texans
First Downs	14	16
3rd-Down Eff. (Made/Att/Pct)	4/13/31%	1/12/8%
4th-Down Eff. (Made/Att/Pct)	0/0/0%	1/2/50%
Total Net Yards	304	283
Total Plays	61	61
Yards Per Play	5.0	4.6
Rushes/Net Yards	38/174	22/82
Net Passing	130	201
Pass Attempts/Completions	22/12	39/20
Had Intercepted	1	2
Sacked/Yards Lost	1/1	0/0
Punts/Average	6/51.8	7/50.6
Penalties/Yards	6/56	5/31
Fumbles/Lost	2/1	3/2
Possession Time	32:16	27:44

# 2022 GAME SUMMARIES



## WEEK 14

Houston Texans 23, Dallas Cowboys 27  
93,843 AT&T Stadium Dec 11, 2022



Houston Texans	10	10	3	0	—	23
Dallas Cowboys	7	10	0	10	—	27

### SCORING DRIVES

TEAM	QTR	TIME	SCORING PLAY	HOU	DAL
Cowboys	1	11:20	T.Pollard 11 yd. run (B.Maher kick) (9-76, 3:40)	0	7
Texans	1	05:33	D.Pierce 1 yd. run (K.Fairbairn kick) (6-24, 3:28)	7	7
Texans	1	00:18	K.Fairbairn 43 yd. Field Goal (6-47, 3:09)	10	7
Cowboys	2	12:28	T.Pollard 10 yd. pass from D.Prescott (B.Maher kick) (7-75, 2:50)	10	14
Texans	2	02:23	A.Rodgers 28 yd. pass from J.Driskel (K.Fairbairn kick) (2-27, 0:49)	17	14
Cowboys	2	00:40	B.Maher 33 yd. Field Goal (11-60, 1:43)	17	17
Texans	2	00:00	K.Fairbairn 50 yd. Field Goal (5-43, 0:40)	20	17
Texans	3	03:03	K.Fairbairn 54 yd. Field Goal (10-63, 5:16)	23	17
Cowboys	4	14:50	B.Maher 53 yd. Field Goal (9-40, 3:13)	23	20
Cowboys	4	00:41	E.Elliott 2 yd. run (B.Maher kick) (11-98, 2:39)	23	27

### HOUSTON TEXANS

PASSING	ATT	CP	YDS	SK/YD	TD	LG	INT	RTG
Davis Mills	21	16	175	0/0	0	36	1	80.5
Jeff Driskel	6	4	38	0/0	1	28t	0	123.6
<b>TOTAL</b>	<b>27</b>	<b>20</b>	<b>213</b>	<b>0/0</b>	<b>1</b>	<b>36</b>	<b>1</b>	<b>93.6</b>

RUSHING	ATT	YDS	AVG	LG	TD
Dameon Pierce	22	78	3.5	24	1
Jeff Driskel	7	36	5.1	10	0
Amari Rodgers	1	3	3.0	3	0
Davis Mills	1	2	2.0	2	0
Eno Benjamin	3	1	0.3	4	0
Rex Burkhead	2	-3	-1.5	-1	0
Dare Ogunbowale	1	-3	-3.0	-3	0
<b>TOTAL</b>	<b>37</b>	<b>114</b>	<b>3.1</b>	<b>24</b>	<b>1</b>

RECEIVING	NO	YDS	AVG	LG	TD
Chris Moore	10	124	12.4	36	0
Amari Rodgers	4	57	14.3	28t	1
Phillip Dorsett	2	18	9.0	9	0
Dare Ogunbowale	2	4	2.0	4	0
Jordan Akins	1	5	5.0	5	0
Rex Burkhead	1	5	5.0	5	0
<b>TOTAL</b>	<b>20</b>	<b>213</b>	<b>10.7</b>	<b>36</b>	<b>1</b>

TOP DEFENSE	TOT	SOLO	AST	SCK	YDS	INT
Jalen Pitre	12	9	3	0.0	0.0	0
Christian Kirksey	10	5	5	0.0	0.0	0
Desmond King II	7	3	4	0.0	0.0	0

FIELD GOALS	FGM/FGA	PERCENT	RESULTS
Ka'imi Fairbairn	3-3	100.0	43G, 50G, 54G
<b>TOTAL</b>	<b>3-3</b>	<b>100.0</b>	

### DALLAS COWBOYS

PASSING	ATT	CP	YDS	SK/YD	TD	LG	INT	RTG
Dak Prescott	39	24	284	1/7	1	51	2	70.9
<b>TOTAL</b>	<b>39</b>	<b>24</b>	<b>284</b>	<b>1/7</b>	<b>1</b>	<b>51</b>	<b>2</b>	<b>70.9</b>

RUSHING	ATT	YDS	AVG	LG	TD
Ezekiel Elliott	15	62	4.1	25	1
Tony Pollard	10	42	4.2	18	1
Dak Prescott	6	23	3.8	9	0
<b>TOTAL</b>	<b>31</b>	<b>127</b>	<b>4.1</b>	<b>25</b>	<b>2</b>

RECEIVING	NO	YDS	AVG	LG	TD
Dalton Schultz	6	87	14.5	22	0
CeeDee Lamb	5	33	6.6	13	0
Noah Brown	4	85	21.3	51	0
Tony Pollard	4	20	5.0	10t	1
Ezekiel Elliott	3	19	6.3	8	0
Michael Gallup	2	40	20.0	24	0
<b>TOTAL</b>	<b>24</b>	<b>284</b>	<b>11.8</b>	<b>51</b>	<b>1</b>

TOP DEFENSE	TOT	SOLO	AST	SCK	YDS	INT
Leighton Vander Esch	14	12	2	0.0	0.0	0
DaRon Bland	6	4	2	0.0	0.0	0
Trevon Diggs	5	5	0	0.0	0.0	0

FIELD GOALS	FGM/FGA	PERCENT	RESULTS
Brett Maher	2-2	100.0	33G, 53G
<b>TOTAL</b>	<b>2-2</b>	<b>100.0</b>	

### Team Statistics

	Texans	Cowboys
First Downs	16	21
3rd-Down Eff. (Made/Att/Pct)	7/15/47%	8/15/53%
4th-Down Eff. (Made/Att/Pct)	0/2/0%	1/2/50%
Total Net Yards	327	404
Total Plays	64	71
Yards Per Play	5.1	5.7
Rushes/Net Yards	37/114	31/127
Net Passing	213	277
Pass Attempts/Completions	27/20	39/24
Had Intercepted	1	2
Sacked/Yards Lost	0/0	1/7
Punts/Average	4/49.3	3/52.3
Penalties/Yards	4/25	3/10
Fumbles/Lost	1/1	2/1
Possession Time	33:14	26:46

# 2022 GAME SUMMARIES



## WEEK 15

Kansas City Chiefs 30, Houston Texans 24 (OT)  
70,541 NRG Stadium Dec 18, 2022



Kansas City Chiefs	0	13	3	8	6	—	30
Houston Texans	7	7	7	3	0	—	24

### SCORING DRIVES

TEAM	QTR	TIME	SCORING PLAY	KC	HOU
Texans	1	01:01	T.Quitoriano 8 yd. pass from D.Mills (K.Fairbairn kick) (11-80, 5:42) (1-26, 0:06) (1-26, 0:06)	0	7
Chiefs	2	12:27	J.McKinnon 20 yd. pass from P.Mahomes (H.Butker kick) (7-75, 3:34)	7	7
Texans	2	09:19	D.Mills 17 yd. run (K.Fairbairn kick) (2-17, 0:12)	7	14
Chiefs	2	00:14	M.Valdes-Scantling 4 yd. pass from P.Mahomes (kick failed, wl) (13-97, 3:52)	13	14
Chiefs	3	09:05	H.Butker 27 yd. Field Goal (10-67, 5:55)	16	14
Texans	3	01:25	J.Akins 12 yd. pass from D.Mills (K.Fairbairn kick) (7-49, 4:18)	16	21
Chiefs	4	11:57	P.Mahomes 5 yd. run (P.Mahomes-J.McKinnon pass) (9-84, 4:28)	24	21
Texans	4	05:11	K.Fairbairn 29 yd. Field Goal (15-65, 6:46)	24	24
Chiefs	OT	05:13	J.McKinnon 26 yd. run	30	24

### KANSAS CITY CHIEFS

PASSING	ATT	CP	YDS	SK/YD	TD	LG	INT	RTG
Patrick Mahomes	41	36	336	2/23	2	21	0	117.1
<b>TOTAL</b>	<b>41</b>	<b>36</b>	<b>336</b>	<b>2/23</b>	<b>2</b>	<b>21</b>	<b>0</b>	<b>117.1</b>

RUSHING	ATT	YDS	AVG	LG	TD
Isiah Pacheco	15	86	5.7	18	0
Jerick McKinnon	10	52	5.2	26t	1
Patrick Mahomes	5	33	6.6	14	1
Skyy Moore	2	12	6.0	9	0
Ronald Jones II	1	6	6.0	6	0
<b>TOTAL</b>	<b>33</b>	<b>189</b>	<b>5.7</b>	<b>26T</b>	<b>2</b>

RECEIVING	NO	YDS	AVG	LG	TD
Travis Kelce	10	105	10.5	18	0
JuJu Smith-Schuster	10	88	8.8	19	0
Jerick McKinnon	8	70	8.8	21	1
Noah Gray	3	31	10.3	13	0
Marquez Valdes-Scantling	3	26	8.7	15	1
Isiah Pacheco	1	11	11.0	11	0
Kadarius Toney	1	5	5.0	5	0
<b>TOTAL</b>	<b>36</b>	<b>336</b>	<b>9.3</b>	<b>21</b>	<b>2</b>

TOP DEFENSE	TOT	SOLO	AST	SCK	YDS	INT
Nick Bolton	7	4	3	0.0	0.0	0
Justin Reid	6	6	0	0.0	0.0	0
L'Jarius Sneed	6	5	1	0.0	0.0	0

FIELD GOALS	FGM/FGA	PERCENT	RESULTS
Harrison Butker	1-2	50.0	27G, 51WR
<b>TOTAL</b>	<b>1-2</b>	<b>50.0</b>	

### HOUSTON TEXANS

PASSING	ATT	CP	YDS	SK/YD	TD	LG	INT	RTG
Davis Mills	24	12	121	0/0	2	34	0	92.5
Jeff Driskel	4	2	8	1/4	0	11	0	56.2
Phillip Dorsett	1	0	0	0/0	0	0	0	39.6
<b>TOTAL</b>	<b>29</b>	<b>14</b>	<b>129</b>	<b>1/4</b>	<b>2</b>	<b>34</b>	<b>0</b>	<b>83.8</b>

RUSHING	ATT	YDS	AVG	LG	TD
Royce Freeman	11	51	4.6	11	0
Davis Mills	5	21	4.2	17t	1
Dare Ogunbowale	8	14	1.8	3	0
Jeff Driskel	4	8	2.0	9	0
<b>TOTAL</b>	<b>28</b>	<b>94</b>	<b>3.4</b>	<b>17T</b>	<b>1</b>

RECEIVING	NO	YDS	AVG	LG	TD
Chris Moore	4	42	10.5	34	0
Jordan Akins	3	22	7.3	12t	1
Amari Rodgers	2	26	13.0	15	0
Rex Burkhead	2	17	8.5	17	0
Brevin Jordan	1	9	9.0	9	0
Teagan Quitoriano	1	8	8.0	8t	1
Royce Freeman	1	5	5.0	5	0
<b>TOTAL</b>	<b>14</b>	<b>129</b>	<b>9.2</b>	<b>34</b>	<b>2</b>

TOP DEFENSE	TOT	SOLO	AST	SCK	YDS	INT
Jalen Pitre	13	8	5	0.0	0.0	0
Christian Harris	13	7	6	0.0	0.0	0
Christian Kirksey	11	9	2	1.0	11.0	0

FIELD GOALS	FGM/FGA	PERCENT	RESULTS
Ka'imi Fairbairn	1-1	100.0	29G
<b>TOTAL</b>	<b>1-1</b>	<b>100.0</b>	

### Team Statistics

	Chiefs	Texans
First Downs	33	18
3rd-Down Eff. (Made/Att/Pct)	6/12/50%	4/10/40%
4th-Down Eff. (Made/Att/Pct)	0/0/0%	0/0/0%
Total Net Yards	502	219
Total Plays	76	58
Yards Per Play	6.6	3.8
Rushes/Net Yards	33/189	28/94
Net Passing	313	125
Pass Attempts/Completions	41/36	29/14
Had Intercepted	0	0
Sacked/Yards Lost	2/23	1/4
Punts/Average	4/48.3	5/46.8
Penalties/Yards	10/102	4/33
Fumbles/Lost	3/2	1/1
Possession Time	37:22	27:25

# 2022 GAME SUMMARIES



19

## WEEK 16

Houston Texans 19, Tennessee Titans 14  
66,634 🦋 Nissan Stadium 🦋 Dec 24, 2022



14

Houston Texans	7	3	0	9	—	19
Tennessee Titans	7	0	7	0	—	14

### SCORING DRIVES

TEAM	QTR	TIME	SCORING PLAY	HOU	TEN
Titans	1	08:48	D.Henry 48 yd. run (R.Bullock kick) (5-60, 3:09)	0	7
Texans	1	02:34	R.Burkhead fumble recovery in end zone (K.Fairbairn kick) (11-75, 6:14)	7	7
Texans	2	06:50	K.Fairbairn 25 yd. Field Goal (13-52, 8:10)	10	7
Titans	3	08:51	M.Willis 14 yd. run (R.Bullock kick) (6-52, 3:34)	10	14
Texans	4	07:25	K.Fairbairn 22 yd. Field Goal (10-54, 6:19)	13	14
Texans	4	02:52	B.Cooks 6 yd. pass from D.Mills (pass failed) (5-73, 2:15)	19	14

### HOUSTON TEXANS

PASSING	ATT	CP	YDS	SK/YD	TD	LG	INT	RTG
Davis Mills	28	17	178	1/3	1	37	1	76.2
Jeff Driskel	4	3	40	0/0	0	15	0	106.2
<b>TOTAL</b>	<b>32</b>	<b>20</b>	<b>218</b>	<b>1/3</b>	<b>1</b>	<b>37</b>	<b>1</b>	<b>79.9</b>

RUSHING	ATT	YDS	AVG	LG	TD
Royce Freeman	16	32	2.0	5	0
Dare Ogunbowale	8	28	3.5	8	0
Davis Mills	4	8	2.0	5	0
Jeff Driskel	2	2	1.0	2	0
<b>TOTAL</b>	<b>30</b>	<b>70</b>	<b>2.3</b>	<b>8</b>	<b>0</b>

RECEIVING	NO	YDS	AVG	LG	TD
Brandin Cooks	4	34	8.5	16	1
Phillip Dorsett	3	45	15.0	20	0
Jordan Akins	3	39	13.0	30	0
Chris Moore	2	25	12.5	13	0
Brevin Jordan	2	21	10.5	15	0
Rex Burkhead	2	7	3.5	5	0
Amari Rodgers	1	37	37.0	37	0
Royce Freeman	1	6	6.0	6	0
Jeff Driskel	1	4	4.0	4	0
Troy Hairston	1	0	0.0	0	0
<b>TOTAL</b>	<b>20</b>	<b>218</b>	<b>10.9</b>	<b>37</b>	<b>1</b>

TOP DEFENSE	TOT	SOLO	AST	SCK	YDS	INT
Jalen Pitre	9	7	2	0.0	0.0	1
Christian Kirksey	6	6	0	0.0	0.0	0
Christian Harris	6	5	1	0.0	0.0	1

FIELD GOALS	FGM/FGA	PERCENT	RESULTS
Ka'imi Fairbairn	2-2	100.0	25G, 22G
<b>TOTAL</b>	<b>2-2</b>	<b>100.0</b>	

### TENNESSEE TITANS

PASSING	ATT	CP	YDS	SK/YD	TD	LG	INT	RTG
Malik Willis	23	14	99	4/11	0	15	2	34.5
<b>TOTAL</b>	<b>23</b>	<b>14</b>	<b>99</b>	<b>4/11</b>	<b>0</b>	<b>15</b>	<b>2</b>	<b>34.5</b>

RUSHING	ATT	YDS	AVG	LG	TD
Derrick Henry	23	126	5.5	48t	1
Malik Willis	7	43	6.1	14t	1
Treyton Burks	1	15	15.0	15	0
<b>TOTAL</b>	<b>31</b>	<b>184</b>	<b>5.9</b>	<b>48T</b>	<b>2</b>

RECEIVING	NO	YDS	AVG	LG	TD
Robert Woods	4	30	7.5	10	0
Nick Westbrook-Ikhine	2	23	11.5	14	0
Austin Hooper	2	20	10.0	15	0
Hassan Haskins	2	17	8.5	9	0
Derrick Henry	2	0	0.0	5	0
Chig Okonkwo	1	10	10.0	10	0
Geoff Swaim	1	-1	-1.0	-1	0
<b>TOTAL</b>	<b>14</b>	<b>99</b>	<b>7.1</b>	<b>15</b>	<b>0</b>

TOP DEFENSE	TOT	SOLO	AST	SCK	YDS	INT
Monty Rice	9	7	2	0.0	0.0	0
Kevin Byard	8	5	3	0.0	0.0	0
Denico Autry	7	5	2	1.0	3.0	0

FIELD GOALS	FGM/FGA	PERCENT	RESULTS
	No Field Goals		

### Team Statistics

	Texans	Titans
First Downs	15	16
3rd-Down Eff. (Made/Att/Pct)	5/14/36%	4/12/33%
4th-Down Eff. (Made/Att/Pct)	0/1/0%	1/2/50%
Total Net Yards	285	272
Total Plays	63	58
Yards Per Play	4.5	4.7
Rushes/Net Yards	30/70	31/184
Net Passing	215	88
Pass Attempts/Completions	32/20	23/14
Had Intercepted	1	2
Sacked/Yards Lost	1/3	4/11
Punts/Average	5/44.2	6/50.2
Penalties/Yards	4/35	5/30
Fumbles/Lost	2/0	2/1
Possession Time	33:03	26:57

# 2022 GAME SUMMARIES



## WEEK 17

Jacksonville Jaguars 31, Houston Texans 3  
64,581 NRG Stadium Jan 1, 2023



Jacksonville Jaguars	7	14	7	3	—	31
Houston Texans	0	0	3	0	—	3

### SCORING DRIVES

TEAM	QTR	TIME	SCORING PLAY	JAX	HOU
Jaguars	1	08:24	J.Hasty 5 yd. run (R.Patterson kick) (8-45, 3:06)	7	0
Jaguars	2	12:21	T.Etienne 62 yd. run (R.Patterson kick) (1-62, 0:09)	14	0
Jaguars	2	11:35	T.Campbell 12 yd. fumble return (R.Patterson kick)	21	0
Jaguars	3	09:28	S.Conner 3 yd. run (R.Patterson kick) (11-75, 5:32)	28	0
Texans	3	05:49	K.Fairbairn 56 yd. Field Goal (7-37, 3:39)	28	3
Jaguars	4	06:06	R.Patterson 53 yd. Field Goal (4-5, 2:09)	31	3

### JACKSONVILLE JAGUARS

PASSING	ATT	CP	YDS	SK/YD	TD	LG	INT	RTG
Trevor Lawrence	21	17	152	1/8	0	30	1	77.0
C.J. Beathard	8	5	29	1/5	0	11	1	29.7
<b>TOTAL</b>	<b>29</b>	<b>22</b>	<b>181</b>	<b>2/13</b>	<b>0</b>	<b>30</b>	<b>2</b>	<b>62.6</b>

RUSHING	ATT	YDS	AVG	LG	TD
Travis Etienne Jr.	9	108	12.0	62t	1
JaMychal Hasty	10	33	3.3	11	1
Snoop Conner	5	17	3.4	8	1
Evan Engram	1	13	13.0	13	0
Trevor Lawrence	2	4	2.0	4	0
Jamal Agnew	2	-6	-3.0	0	0
<b>TOTAL</b>	<b>29</b>	<b>169</b>	<b>5.8</b>	<b>62T</b>	<b>3</b>

RECEIVING	NO	YDS	AVG	LG	TD
Marvin Jones Jr.	6	61	10.2	17	0
JaMychal Hasty	6	23	3.8	11	0
Travis Etienne Jr.	3	32	10.7	30	0
Zay Jones	3	24	8.0	11	0
Christian Kirk	2	21	10.5	13	0
Evan Engram	1	16	16.0	16	0
Jamal Agnew	1	4	4.0	4	0
<b>TOTAL</b>	<b>22</b>	<b>181</b>	<b>8.2</b>	<b>30</b>	<b>0</b>

TOP DEFENSE	TOT	SOLO	AST	SCK	YDS	INT
Foyesade Oluokun	9	5	4	0.0	0.0	0
Gregory Junior	6	4	2	0.0	0.0	0
Josh Allen	6	3	3	1.0	9.0	0

FIELD GOALS	FGM/FGA	PERCENT	RESULTS
Riley Patterson	1-1	100.0	53G
<b>TOTAL</b>	<b>1-1</b>	<b>100.0</b>	

### HOUSTON TEXANS

PASSING	ATT	CP	YDS	SK/YD	TD	LG	INT	RTG
Davis Mills	40	22	202	1/9	0	29	0	69.0
Jeff Driskel	4	3	9	1/9	0	5	0	77.1
<b>TOTAL</b>	<b>44</b>	<b>25</b>	<b>211</b>	<b>2/18</b>	<b>0</b>	<b>29</b>	<b>0</b>	<b>69.4</b>

RUSHING	ATT	YDS	AVG	LG	TD
Davis Mills	4	33	8.3	13	0
Dare Ogunbowale	7	21	3.0	9	0
Royce Freeman	7	19	2.7	5	0
Jeff Driskel	2	7	3.5	7	0
Amari Rodgers	1	4	4.0	4	0
<b>TOTAL</b>	<b>21</b>	<b>84</b>	<b>4.0</b>	<b>13</b>	<b>0</b>

RECEIVING	NO	YDS	AVG	LG	TD
Brandin Cooks	4	39	9.8	17	0
Chris Moore	3	21	7.0	12	0
Royce Freeman	3	20	6.7	9	0
Phillip Dorsett	3	14	4.7	7	0
Rex Burkhead	3	10	3.3	5	0
Jordan Akins	2	38	19.0	29	0
Amari Rodgers	2	12	6.0	10	0
Dare Ogunbowale	2	4	2.0	2	0
O.J. Howard	1	26	26.0	26	0
Brevin Jordan	1	20	20.0	20	0
Troy Hairston	1	7	7.0	7	0
<b>TOTAL</b>	<b>25</b>	<b>211</b>	<b>8.4</b>	<b>29</b>	<b>0</b>

TOP DEFENSE	TOT	SOLO	AST	SCK	YDS	INT
Jalen Pitre	13	11	2	0.0	0.0	1
Desmond King II	8	6	2	0.0	0.0	1
Christian Kirksey	6	2	4	0.0	0.0	0

FIELD GOALS	FGM/FGA	PERCENT	RESULTS
Ka'imi Fairbairn	1-1	100.0	56G
<b>TOTAL</b>	<b>1-1</b>	<b>100.0</b>	

### Team Statistics

	Jaguars	Texans
First Downs	20	13
3rd-Down Eff. (Made/Att/Pct)	4/12/33%	6/17/35%
4th-Down Eff. (Made/Att/Pct)	0/0/0%	0/4/0%
Total Net Yards	337	277
Total Plays	60	67
Yards Per Play	5.6	4.1
Rushes/Net Yards	29/169	21/84
Net Passing	168	193
Pass Attempts/Completions	29/22	44/25
Had Intercepted	2	0
Sacked/Yards Lost	2/13	2/18
Punts/Average	5/43.4	6/45.7
Penalties/Yards	2/30	7/45
Fumbles/Lost	1/0	1/1
Possession Time	29:30	30:30

# 2022 GAME SUMMARIES



## WEEK 18

Houston Texans 32, Indianapolis Colts 31  
63,655 Lucas Oil Stadium Jan 8, 2023



Houston Texans	10	7	7	8	—	32
Indianapolis Colts	7	0	14	10	—	31

### SCORING DRIVES

TEAM	QTR	TIME	SCORING PLAY	HOU	IND
Texans	1	11:17	B.Cooks 11 yd. pass from D.Mills (K.Fairbairn kick) (7-75, 3:43)	7	0
Texans	1	09:40	K.Fairbairn 37 yd. Field Goal (4-1, 1:31)	10	0
Colts	1	03:56	M.Pittman 1 yd. pass from S.Ehlinger (C.McLaughlin kick) (11-75, 5:44)	10	7
Texans	2	10:30	J.Greenard 39 yd. interception return (K.Fairbairn kick)	17	7
Colts	3	06:40	Z.Moss 15 yd. run (C.McLaughlin kick) (5-49, 2:48)	17	14
Texans	3	03:51	J.Akins 19 yd. pass from D.Mills (K.Fairbairn kick) (5-75, 2:49)	24	14
Colts	3	00:52	R.McLeod 27 yd. interception return (C.McLaughlin kick)	24	21
Colts	4	10:30	M.Alie-Cox 4 yd. pass from S.Ehlinger (C.McLaughlin kick) (7-58, 4:30)	24	28
Colts	4	03:33	C.McLaughlin 54 yd. Field Goal (10-40, 5:24)	24	31
Texans	4	00:50	J.Akins 28 yd. pass from D.Mills (D.Mills-J.Akins pass) (14-83, 2:43)	32	31

### HOUSTON TEXANS

PASSING	ATT	CP	YDS	SK/YD	TD	LG	INT	RTG
Davis Mills	38	22	298	1/10	3	52	2	87.4
Jeff Driskel	2	2	13	0/0	0	10	0	93.8
<b>TOTAL</b>	<b>40</b>	<b>24</b>	<b>311</b>	<b>1/10</b>	<b>3</b>	<b>52</b>	<b>2</b>	<b>88.6</b>

RUSHING	ATT	YDS	AVG	LG	TD
Dare Ogunbowale	11	33	3.0	11	0
Royce Freeman	7	15	2.1	7	0
Jeff Driskel	3	7	2.3	7	0
Davis Mills	1	6	6.0	6	0
Chris Moore	1	-2	-2.0	-2	0
<b>TOTAL</b>	<b>23</b>	<b>59</b>	<b>2.6</b>	<b>11</b>	<b>0</b>

RECEIVING	NO	YDS	AVG	LG	TD
Brandin Cooks	5	106	21.2	33	1
Dare Ogunbowale	5	5	1.0	6	0
Jordan Akins	4	70	17.5	28t	2
Teagan Quitoriano	3	83	27.7	52	0
Amari Rodgers	3	22	7.3	14	0
Chris Moore	2	22	11.0	12	0
Royce Freeman	1	2	2.0	2	0
Rex Burkhead	1	1	1.0	1	0
<b>TOTAL</b>	<b>24</b>	<b>311</b>	<b>13.0</b>	<b>52</b>	<b>3</b>

TOP DEFENSE	TOT	SOLO	AST	SCK	YDS	INT
Christian Harris	10	7	3	1.0	7.0	0
Jalen Pitre	8	7	1	0.0	0.0	0
Jonathan Owens	8	4	4	0.0	0.0	0

FIELD GOALS	FGM/FGA	PERCENT	RESULTS
Ka'imi Fairbairn	1-1	100.0	37G
<b>TOTAL</b>	<b>1-1</b>	<b>100.0</b>	

### INDIANAPOLIS COLTS

PASSING	ATT	CP	YDS	SK/YD	TD	LG	INT	RTG
Sam Ehlinger	35	23	209	2/7	2	39	2	77.0
<b>TOTAL</b>	<b>35</b>	<b>23</b>	<b>209</b>	<b>2/7</b>	<b>2</b>	<b>39</b>	<b>2</b>	<b>77.0</b>

RUSHING	ATT	YDS	AVG	LG	TD
Zack Moss	18	114	6.3	34	1
Deon Jackson	8	35	4.4	13	0
Parris Campbell	1	26	26.0	26	0
Sam Ehlinger	5	21	4.2	8	0
Michael Pittman Jr.	1	0	0.0	0	0
<b>TOTAL</b>	<b>33</b>	<b>196</b>	<b>5.9</b>	<b>34</b>	<b>1</b>

RECEIVING	NO	YDS	AVG	LG	TD
Deon Jackson	6	75	12.5	27	0
Parris Campbell	6	42	7.0	39	0
Alec Pierce	3	42	14.0	18	0
Michael Pittman Jr.	3	30	10.0	23	1
Zack Moss	3	7	2.3	4	0
Jelani Woods	1	9	9.0	9	0
Mo Alie-Cox	1	4	4.0	4t	1
<b>TOTAL</b>	<b>23</b>	<b>209</b>	<b>9.1</b>	<b>39</b>	<b>2</b>

TOP DEFENSE	TOT	SOLO	AST	SCK	YDS	INT
Julian Blackmon	8	6	2	0.0	0.0	0
Rodney McLeod Jr.	8	4	4	0.0	0.0	1
E.J. Speed	8	4	4	0.0	0.0	0

FIELD GOALS	FGM/FGA	PERCENT	RESULTS
Chase McLaughlin	1-1	100.0	54G
<b>TOTAL</b>	<b>1-1</b>	<b>100.0</b>	

### Team Statistics

	Texans	Colts
First Downs	18	25
3rd-Down Eff. (Made/Att/Pct)	5/14/36%	4/13/31%
4th-Down Eff. (Made/Att/Pct)	2/2/100%	2/3/67%
Total Net Yards	360	398
Total Plays	64	70
Yards Per Play	5.6	5.7
Rushes/Net Yards	23/59	33/196
Net Passing	301	202
Pass Attempts/Completions	40/24	35/23
Had Intercepted	2	2
Sacked/Yards Lost	1/10	2/7
Punts/Average	4/42.5	2/58.5
Penalties/Yards	7/41	2/10
Fumbles/Lost	2/1	4/1
Possession Time	26:07	33:53





MAKE EVERY DAY

# GAME DAY



PLAY FOR  
A SHOT AT  
**\$100K**

OR ENTER FOR  
A CHANCE TO WIN  
SEASON TICKETS  
AWAY GAME TRIPS  
LUXURY SUITE  
EXPERIENCES

— TEXAS LOTTERY® —



HOUSTON  
**TEXANS**

**TEXANS HISTORY**



ROBERT C.  
**McNAIR**  
★ 1937 - 2018 ★



**Robert C. McNair** (Jan. 1, 1937 – Nov. 23, 2018), a leading businessman, sportsman and philanthropist in Houston, Texas for more than 50 years, was the founder, senior chairman and chief executive officer of the Houston Texans.

McNair was perhaps best known in the business community as the founder of Cogen Technologies, which became the largest privately owned cogeneration company in the world with an aggregate capacity of 1,400 megawatts. In 1999, he sold the company while retaining ownership of power plants in New York and West Virginia, until 2017 and 2018 respectively.

McNair served as senior chairman of McNair Interests, headquartered in Houston, Texas, where he oversaw an investment portfolio. McNair owned Palmetto Partners, Ltd. and RCM Financial Services, L.P., private investment entities that managed the McNairs' private and public equity investments. He was inducted into the Texas Business Hall of Fame and the Houston Hall of Fame in 1997 and 2010, respectively. In 2018, the South Carolina Business Hall of Fame honored McNair as a 2019 Laureate for his work as a champion of free enterprise and a role model in business to youth.

Committed to bringing an NFL team to Houston, McNair formed Houston NFL Holdings in 1998. On October 5, 1999, the NFL awarded him the 32nd NFL franchise, returning professional football to the City of Houston in 2002. McNair's influence and leadership also brought two Super Bowls to Houston's NRG Stadium: Super Bowl XXXVIII in 2004 and Super Bowl LI in 2017.

McNair was born in Tampa, Fla. He and his wife, Janice Suber McNair, were residents of Houston since 1960. McNair graduated from the University of South Carolina in Columbia, S.C. in 1958 with a Bachelor of Science degree. In 1999, Mr. McNair received an Honorary Doctor of Humane Letters degree from the University of South Carolina. In 2010, he received an Honorary Doctor of Humanities in Medicine from Baylor College of Medicine. McNair is survived by his wife, Janice, four children, sixteen grandchildren and 13 great grandchildren. He was preceded in death by his parents, Ruth Adair McNair and Ruse Foster McNair, and two brothers Ruse Foster McNair Jr. and John McNair.

## PHILANTHROPIC IMPACT

McNair chaired The Robert and Janice McNair Foundation, the Houston Texans Foundation headquartered in Houston, Texas, and The Robert and Janice McNair Educational Foundation where he grew up in Forest City, N.C. For over 25 years, the McNairs and their foundations gave generously to a wide array of charitable, scientific, literary, educational and religious organizations including Baylor College of Medicine's MD/PhD Program, scholarship initiatives at the University of South Carolina, Rice University, Columbia College, Newberry College, Austin College, Virginia Tech and Houston Community College.

The McNairs' passion for education included the Houston Independent School District's Fine Arts Program, Project GRAD Houston, Teach For America, the Neuhaus Education Center and the Houston-area charter schools initiative. At the James A. Baker III Institute for Public Policy at Rice University, they endowed the Robert and Janice McNair Public Policy Chair; a position held by the Institute's founding director, Ambassador Edward P. Djerejian. The McNairs' love for their community is evident throughout the City of Houston and includes the Houston Zoo's McNair Asian Elephant Habitat, the jogging trail at Discovery Green, the San Jacinto Girl Scouts Equestrian Center, the McNair Cub Scout Adventure World, the United Way Computer Training Center, and the McNair Hall and McNair Plaza at Houston Baptist University. They sponsored community outreach programs for the Houston Symphony, Houston Grand Opera, Houston Museum of Fine Arts and Young Audiences of Houston. In addition, McNair was a founding member of the Cotswold Project, a revitalization project in downtown Houston.

In 2007, the McNairs turned their primary philanthropic focus to medical research. They established the McNair Medical Institute and provided a transformational gift to Baylor College of Medicine in Houston. The McNair Scholars Program soon followed to recruit and deploy world-class physicians and research scientists in the fields of Type 1 diabetes, cancer and neurosciences. In addition to Baylor College of Medicine, McNair Scholars are located across Houston's acclaimed Texas Medical Center including MD Anderson, The Menninger Clinic, Texas Children's Hospital and the Texas Heart Institute.

In 2013 and 2014, the McNairs provided major gifts to Houston's AD Players Theater, Houston's United Way 2-1-1 Capital Campaign, the Star of Hope Family Place, Houston Parks Bayou Greenways 2020 and the Houston Zoo's Phase II African Forest campaign. Honoring the fruits of American entrepreneurship, in 2015 the McNairs began establishing McNair Centers for Entrepreneurism and Free Enterprise at the James A. Baker III Institute for Public Policy at Rice University, the University of St. Thomas Houston, the University of South Carolina, Columbia College in Columbia, South Carolina and Northwood University in Midland, Michigan. In 2016, they added a McNair Center at Houston Baptist University. When Hurricane



## AWARDS AND RECOGNITION

Janice and Bob McNair's philanthropic leadership, humanitarian efforts and impact in the community were recognized far and wide with numerous awards and honors. In 2003, the Association of Fundraising Professionals honored their namesake foundation, The Robert and Janice McNair Foundation, with their 2003 Outstanding Philanthropic Foundation Award. In November 2004, the Houston Independent School District followed with their Hall of Fame Award, and in 2008, Young Audiences of Houston bestowed their Houston Community Arts Partner Leadership Award. In 2012, the Neuhaus Education Center applauded the Foundation for 15 years of loyal support, and in May it was recognized at the Mayor's Literacy Leadership Breakfast. In 2013, during their "Hats in the Park" luncheon, the Hermann Park Conservancy honored the Foundation for supporting Centennial Gardens.

Bob McNair was the recipient of numerous awards including the Anti-Defamation League's Torch of Liberty Award, Northwood University's Outstanding Business Leader Award, the Association for Private Enterprise Education's Herman W. Lay Memorial Award, the Houston Chapter of the National Football Foundation's Distinguished American Award, the Houston Rotary Club's Distinguished Citizen Award, the South Main Center Association's City Builder Award, the Houston Advertising Federation's Annual Trailblazer Award (for significantly enhancing the overall image of Houston both locally and globally), the Sam Houston Area Council of the Boy Scouts of America Distinguished Citizen Award, the Texas Heart Institute's Denton A. Cooley Leadership Award, the Freedoms Foundation at Valley Forge National Award for Outstanding Patriotism, Responsible Citizenship and Community Involvement and the Fellowship of Christian Athletes President and Mrs. George H. W. Bush Community Impact Award.

In June 2005, Rice University's board of trustees named their 167,000-square-foot Jesse H. Jones Graduate School of Management, "Janice and Robert McNair Hall." In October 2007, Baylor College of Medicine presented their first Pink Ribbon Hero Award for Ambassadorship to the McNairs for their support of past Pink Ribbon Houses and for their commitment to fight cancer. In April 2009, the KIPP Academy honored the McNairs for their devotion in supporting the education of inner city and underprivileged youth. In May 2009, Bob McNair was named "Entrepreneur of the Decade" by the Houston Technology Center. In November, he was awarded the James A. Baker III Prize for Excellence in Leadership, an honor that recognizes nationally and internationally renowned leaders for excellence in public service and civic life. That December, McNair received the inaugural Rotary Lombardi Humanitarian Award, followed by the Houston Independent School District presenting



him with their Encore for Excellence Award. In April 2010, the DePelchin Children's Center presented Janice and Bob McNair with their Kezia DePelchin Award in honor of their long-standing support of the DePelchin Children's Center.

Bob McNair was inducted into the South Carolina Athletic Hall of Fame in May 2010. In November, the Association of Fundraising Professionals presented Janice and Bob McNair with their Maurice Hirsch Award for Philanthropy, the highest recognition given to an individual or family for exceptional generosity and outstanding civic and charitable responsibility. In 2012, Rice University again honored the McNairs during the 10th anniversary of McNair Hall, and in 2013, they were the recipients of the Texas Association of Partners in Education Award for the Texas Outstanding Sports Partnership.

In 2014, the McNairs received UNICEF's inaugural Margaret Alkek Williams Humanitarian Award and Houston Baptist University's Spirit of Excellence Award. They were honored by the Houston Zoo, the Souper Bowl of Caring, and in 2011, Bob McNair was honored by the Junior Achievement of Southeast Texas as a Class of 2011 Laureate, and the JA Hall of Achievement. In September 2011, Texas Children's Cancer Center honored the McNairs as their 2011 Community Champions. In April 2012, the Escape Family Resource Center honored them as headliners for their annual Celebrity Serve benefit. Bob McNair was selected as one of Texas Medical Center's 2013 Men of Distinction, and Janice and Bob McNair were Honorary Co-Chairs for Impact a Hero's 2013 Gala. They chaired the American Cancer Society's Hope Lodge Houston campaign, and were honored as Community Partner Honorees, along with the Houston Texans, at the Houston Symphony's Centennial Opening Night in September 2013. In November 2013, the McNairs were selected by the DePelchin Children's Center to serve as Honorary Event Chairs at their Children's Center Gala. In February 2014, Janice and Bob McNair received the Houston Community College's Crystal Eagle Award. In November 2015, MD Anderson and NBC's Tom Brokaw honored Bob McNair as MD Anderson's "Living Legend".

In March of 2016, Janice and Bob McNair were selected as Honorary Chairs of the Texas Children's Hospital Promise Campaign. In February 2017, the Lombardi Honors and Awards program awarded Janice and Bob McNair with their 2016 Lombardi Fellows and Humanitarians of the Year awards. In May, the Newberry College John Bachman Society presented the McNairs with their "Distinguished Members for 2017" Award. In September 2017, Rutherford County N.C., where Bob McNair grew up, inducted him into their inaugural Sports Hall of Fame class, and in 2018, McNair became the sixth recipient of the Texas Sports Hall of Fame's Lamar Hunt Lifetime Achievement Award. In 2018, the McNairs were awarded Houston Baptist University's Founders Medal, which had only been awarded one other time. McNair was also recognized posthumously with the 2020 Lifetime Achievement Award by the Houston Sports Awards.

Bob McNair was a member of the Board of Trustees for numerous institutions including Rice University, Baylor College of Medicine, the Texas Heart Institute, Houston Grand Opera, the Museum of Fine Arts Houston, the Greater Houston Partnership, the Greater Houston Convention and Visitors Bureau, the Free Enterprise Institute, the Sigma Chi Foundation, the Federal Reserve Banks of Dallas and Houston, and the Young Presidents' and World Presidents' Organizations.



**TEAM ACCOMPLISHMENTS UNDER MCNAIR**

Under McNair’s leadership, the Texans became one of three teams in the NFL (Chiefs and Patriots) to win their division in three of the last four years of his tenure (2015-16 and 2018) and won their division in five of his last eight seasons (2011-12, 2015-16 and 2018).

McNair hired Bill O’Brien as the third head coach of the franchise in January 2014. In 2018, Houston earned its fourth winning season in five years and won three division titles in a five-year span.

In 2016, the Texans enjoyed the distinction of their third consecutive winning season for the first time in franchise history and won their second consecutive AFC South Division championship for the second time under McNair. Houston advanced to the AFC Divisional Round for the first time since 2012 and finished the year with the NFL’s top-ranked defense for the first time in franchise history. The team also posted a 7-1 record at home during the regular season, which set a single-season franchise record and tied for the best home record in the NFL in 2016.

McNair’s Texans won their first AFC South title in 2011 and gave Houston its first NFL playoff game in nearly 18 years with a 31-10 win vs. Cincinnati in the Wild Card round on January 7, 2012. Houston then claimed its second consecutive AFC South title in 2012 and finished the regular season 12-4, matching the most regular season wins in the City of Houston’s NFL history.

McNair was actively involved in NFL affairs including serving as chairman of the Finance Committee. He was also a member of the Audit, Compensation and Chairman’s Committees.

HOUSTON TEXANS BY THE NUMBERS UNDER MCNAIR'S LEADERSHIP (2002-18)	
5	DIVISION TITLES ('11, '12, '15, '18)
7	WINNING SEASONS FROM 2009-2018
28	PLAYERS NAMED TO AP ALL-PRO TEAM
45	PLAYERS NAMED TO THE PRO BOWL
174	CONSECUTIVE SOLD OUT HOME GAMES



**STONERSIDE STABLE**

Stonerside Stable, a major Thoroughbred horse farm in Kentucky, was also among McNair’s successes. The 1,947-acre Thoroughbred horse farm and racing stable was home to more than 275 racehorses, broodmares, yearlings and weanlings. From its inception in 1994, Stonerside won 72 Graded Stakes races including Grade I wins in the Belmont, Breeders’ Cup Mile, the Travers, the Haskell, the Hollywood Gold Cup, the Cigar Mile, the Carter, the Swaps, the Wood Memorial, the Matriarch and the Oak Leaf Stakes. Stonerside also finished second and third in the Kentucky Derby and was the co-breeder of Fusaichi Pegasus, winner of the Derby in 2000. Stonerside has bred the winners of more than \$50 million, including the 2008 Breeders’ Cup Classic winner Raven’s Pass and 2008 Champion American Juvenile colt Midshipman, the winner of the Breeders’ Cup Juvenile. Stonerside was named Breeder of the Year in 2007 and 2008 by Kentucky horsemen.

McNair served on the boards of the Breeders’ Cup and Thoroughbred Owners and Breeders Association and was awarded the Allan Bogan Memorial Award for outstanding services to the Texas Thoroughbred Association. He was a member of the prestigious Jockey Club, which governs the sport of Thoroughbred racing. In October 2008, McNair sold Stonerside Farm and Racing Stable. The Texas Horse Racing Hall of Fame inducted Janice and Bob as members in 2019.



**THE TEXAS BOWL**

As founder and chairman emeritus of the Texas Bowl, McNair revived Houston’s collegiate bowl game on December 28, 2006. The game now features teams from the Big 12 and SEC and is the highest attended bowl game outside of the New Year’s Six since 2016. The bowl creates an annual economic impact of over \$45 million for Houston. In 2006, McNair selected the DePelchin Children’s Center as the bowl game’s charitable beneficiary. DePelchin has since received more than \$2.2 million in direct financial support and millions more in promotional support from the Texas Bowl partnership.





## HONORING A HOUSTON LEGEND

On Nov. 26, 2018, the Texans and their fans honored Robert C. McNair's legacy before their game against the Tennessee Titans on ESPN's *Monday Night Football*. McNair passed away on Friday, November 23, 2018 at the age of 81. The Texans paid tribute to their founder in a pregame ceremony, which included a video tribute to him while the Texas A&M Singing Cadets sang "Amazing Grace." While the video was played, one side of the video board displayed the words: "Faith, Family, Philanthropy, Football." Houston also saluted McNair by wearing helmet decals in the shape of a football with white block letters bearing his initials of "RCM." The initials were also painted on both 25-yard lines.

Messages of appreciation and respect continued to pour in following McNair's death and Texans players felt a 34-17 victory over Tennessee was the perfect way to honor him.

"The one thing Mr. McNair wanted was a winner," Texans DE J.J. Watt said. "All he wanted was a winner. He wanted to win every week. He wanted a team that could win and bring a championship to this city. So to be able to win eight straight and to be able to win tonight for him was good, and we're going to try to keep doing that for him."



## CELEBRATING HIS LIFE AND LEGACY

A public celebration of life for Robert C. McNair took place at NRG Stadium on Friday, December 7, 2018. The Reverend Eric S.C. Manning, who is the Senior Pastor at Mother Emanuel A.M.E. Church in Charleston, S.C., led the welcome and invocation while the Houston Symphony and Houston Grand Opera performed the music.

Tributes were given by Former U.S. Secretary of State James A. Baker III, NFL Commissioner Roger Goodell, President of the University of South Carolina Dr. Harris Pastides and Pastor Emeritus of Memorial Drive Presbyterian Church Dr. Dave Peterson. The large guest list included Governor Greg Abbott, Gayle Benson, Michael Bidwill, Arthur Blank, Jim Crane, Senator Ted Cruz, Tilman Fertitta, Clark Hunt, Jim Irsay, Jerry Jones, Marcus Luttrell, Virginia McCaskey, Art Rooney, Amy Adams Strunk, Mayor Sylvester Turner and more.



## RING OF HONOR CEREMONY & FOUNDER'S DAY

The Houston Texans inducted Robert C. McNair into the Texans Ring of Honor on Sunday, Oct. 6, 2019 at halftime of the game vs. the Atlanta Falcons. McNair became the second inductee into the Houston Texans Ring of Honor, joining retired WR Andre Johnson. Marc Vandermeer, voice of the Houston Texans, and Johnson hosted the McNair family at mid-field to present them with a framed red blazer and unveil Mr. McNair's name on the northwest 800-level Ring of Honor ribbon.

The Texans celebrate McNair's life and legacy each year on October 6, the day the team was award to the McNairs, which is now known as Founder's Day. As a Founder's Day tradition, each year the Houston Texans staff will complete a service project in his memory to honor McNair's philanthropic legacy.



"What a great joy it is for me to see my dad become part of our Houston Texans Ring of Honor," said Texans Chair and CEO Cal McNair in a halftime address to the crowd. "I remember standing with him in this exact spot in 2000, when this stadium had yet to be built and this organization had just been formed. He was so proud that one day this would be a place that 72,000 of his favorite people – Houstonians...Texans – would gather to cheer on a team they could once again call their own. He loved this city, this team and the avenues it provided to better the community. Not a day goes by that we don't think about him or wish he was still with us, and we are humbled and excited to celebrate him today as he is immortalized in the Ring of Honor. Thank you and go Texans!"



## ANDRE JOHNSON INDUCTED INTO RING OF HONOR

The Houston Texans honored former wide receiver Andre Johnson on Sunday, Nov. 19, 2017 during their game vs. the Arizona Cardinals at NRG Stadium. At halftime, the Texans inducted Johnson as the inaugural member of the Texans' Ring of Honor.

Johnson is the first Texans player inducted into the team's Ring of Honor, putting a Houston-sized bookend on his amazing career. Johnson's legacy is unmatched and makes him the perfect player to be the first to capture this amazing organizational honor. Inducting such a signature star as the first member of the team's Ring of Honor was a historic moment for Texans fans to witness. Johnson also served as the Homefield Advantage Captain and Coin Toss Captain.

Throughout the week leading up to the game, the Texans hosted several events in honor of Johnson. On Tuesday, the City of Houston presented the former Texan with a proclamation proclaiming Sunday, Nov. 19, 2017 as "Andre Johnson Day." Later that evening, children from the Houston Texans YMCA hosted a retirement party for Johnson at Bowlmor Lanes along with current Texans players, Mascot TORO, Cheerleaders and Ambassador Chester Pitts. On Thursday, Nov. 16, in partnership with Palais Royal, 80 lucky winners were selected to meet Johnson at NRG Stadium and receive an autograph and photo with the former Texans great.



## ANDRE JOHNSON CAREER ACCOMPLISHMENTS

### BASIC INFORMATION

- Drafted third overall by the Texans in the 2003 NFL Draft out of the University of Miami (Fla.)
- Played and started 169 games for the Texans from 2003-14 (12 seasons)

### TEXANS RECORDS

- Franchise's all-time leader in nearly every receiving category:
  - Career receptions (1,012)
  - Career receiving yards (13,597)
  - Career receiving touchdowns (64)
  - Career 100-yard receiving games (51)
- Holds numerous individual game records including:
  - Receptions (14) - tied
  - Receiving yards (273)
  - Receiving touchdowns (three) - tied
- Set multiple single-season franchise records including:
  - Receptions with 115 in 2008 - tied
  - Receiving yards with 1,598 in 2012
- Had a stretch of 133 consecutive games played with a reception (11/6/05 to 12/21/14)
- Scored 64 career touchdowns with the Texans, second most in franchise history (A. Foster)
- Led the team in receptions and receiving yards in 10 different seasons

### NFL CAREER ACCOMPLISHMENTS

- Ranks 11th all-time in receptions and 11th all-time in receiving yards
- Fifth all-time in receptions per game (5.5) and 15th all time in receiving yards per game (73.5)
- His 51 career 100-yard receiving games tie for fifth all-time
- Seven-time Pro Bowl selection (2005, 2007, 2009, 2010, 2011, 2013, 2014)
- Associated Press All-Pro First Team (2008, 2009)
- Associated Press All-Pro Second Team (2012)
- Led the NFL in receptions in 2006 with 103 and again in 2008 with a career-high 115
- Led the NFL in yards receiving in 2008 (1,575) and in 2009 (1,569)
- Holds the NFL record with 21 career games with 10 or more receptions and 100 or more yards receiving
  - Has 10 games with at least 10 receptions and 150 yards receiving, tied with Jerry Rice, Julio Jones and Antonio Brown for the most in NFL history
  - One of three players to record four seasons of 100-plus receptions and 1,400-plus yards (Marvin Harrison and Antonio Brown)
  - One of three players in modern NFL history to lead the league in receiving yards in back-to-back years



## FROM HIS COACH AND PEERS

### Former Texans and Broncos Head Coach Gary Kubiak:

“Congratulations, what a tremendous honor for you and your family. You’re a tremendous player and a tremendous person for the Texans. You taught them what a great player was. You taught a young organization what a great player was and what a great teammate was. More importantly, what a great person you were as well. You had tremendous accomplishments throughout your career. You’re a Hall of Fame football player and a Hall of Fame person.”

### Former NFL WR and Hall of Famer Michael Irvin:

“His ability raised up other people to make them play great. What made him so difficult for everybody to cover is that he was that pinnacle, the perfect matchup. He was a big receiver that had the speed and he was incredible. Fast enough to get on top of you and beat you with the deep ball, but he was big enough and crafty enough to run every day down routes and beat you that way. He was a matchup nightmare for anybody.”



## DRE IN THE COMMUNITY

Andre Johnson’s impact was not just on the field for the Houston Texans. The former wide receiver showcased an unwavering dedication to his adopted community of Houston. Johnson was a well-known community leader and advocate for youth off the field. The same year he was drafted by the Texans in 2003, he founded the Andre Johnson Foundation as a way to give back to the community and showcase the positive lifestyles and contribution of professional athletes. Over his career in Houston, Johnson established programs that make a difference in the lives of youth focusing on children from single-parent homes. Through his foundation, Johnson has donated more than \$400,000 to support programs and organizations that empower those youth.

### JOHNSON’S COMMUNITY OUTREACH

- Founded the Andre Johnson Foundation in 2003
- Through his foundation, Andre has donated more than \$400,000 to support programs and organizations to empower youth from single-parent homes
- Created a Playbook for Success Program at Bastian Elementary School to educate students on the importance of building leadership qualities and teaches them proper etiquette to prepare for the real world
- Supported the Houston Area Women’s Center to help women who are victims of domestic violence
- Hosts an annual football camp
- Provides groceries for families at Thanksgiving
- Provided presents for students at Bastian Elementary School through the Blue Santa program
- Invites children in the care of Child Protective Services to a shopping spree at Toys’R’Us



## RETIRING A TEXAN

The Houston Texans signed WR Andre Johnson to a one-day contract that allowed him to retire as a member of the organization after being honored at a press conference on Wednesday, April 19, 2017, at NRG Stadium. The press conference included Chairman and Chief Executive Officer Cal McNair.

Johnson spent the first 12 seasons of his career with the Texans after being drafted third overall in the 2003 NFL Draft out of the University of Miami (Fla.). He is the franchise’s all-time leader in nearly every receiving category including career receptions (1,012), receiving yards (13,597), receiving touchdowns (64) and 100-yard games (51). Johnson also holds numerous individual game records for the Texans, including most receptions (14), receiving yards (273) and receiving touchdowns (three) in a game. Johnson played and started 169 games for the Texans from 2003-14 and led the team in receptions and receiving yards in 10 of those seasons. He set the single-season franchise record for receptions with 115 in 2008 and receiving yards with 1,598 in 2012. Johnson also had a stretch of 133 consecutive games played with a reception (11/6/05 to 12/21/14) and scored 64 career touchdowns with the Texans, second most in franchise history.





## 2002

Head Coach: Dom Capers

### Preseason (1-4)

Day, Date	W/L	Score	Opponent	H/A/N	Attend.	Venue (Roof Status)	Surface	Temp.	Kickoff Time	Hou. QB	Opp. QB
Mon, 8/5/02	L	17-34	N.Y. Giants	N	22,461	Fawcett Stadium (Canton,OH)	Artificial	74°	8:07 p.m. ET	D. Carr	K. Collins
Sat, 8/10/02	W	13-10	New Orleans	A	67,356	Louisiana Superdome	Artificial	NA	7:07 p.m. CT	D. Carr	A. Brooks
Sat, 8/17/02	L	9-19	Kansas City	A	73,506	Arrowhead Stadium	Grass	74°	7:30 p.m. CT	D. Carr	T. Green
Sat, 8/24/02	L	3-24	Miami	H	69,432	Reliant Stadium (open)	Grass	90°	7:10 p.m. CT	D. Carr	J. Fiedler
Fri, 8/30/02	L	13-17	Tampa Bay	H	68,371	Reliant Stadium (open)	Grass	90°	7:06 p.m. CT	D. Carr	B. Johnson

### Regular Season (4-12 overall; 4th AFC South; 2-6 home; 2-6 away)

Day, Date	W/L	Score	Opponent	H/A/N	Attend.	Venue (Roof Status)	Surface	Temp.	Kickoff Time	Hou. QB	Opp. QB
Sun, 9/8/02	W	19-10	Dallas	H	69,604	Reliant Stadium (closed)	Grass	NA	7:36 p.m. CT	D. Carr	Q. Carter
Sun, 9/15/02	L	3-24	San Diego	A	56,098	Qualcomm Stadium	Grass	74°	1:15 p.m. PT	D. Carr	D. Brees
Sun, 9/22/02	L	3-23	Indianapolis	H	69,204	Reliant Stadium (open)	Grass	81°	12:01 p.m. CT	D. Carr	P. Manning
Sun, 9/29/02	L	17-35	Philadelphia	A	64,867	Veterans Stadium	NeXTurf	64°	1:02 p.m. ET	D. Carr	D. McNabb
Sun, 10/13/02	L	24-31	Buffalo	H	70,120	Reliant Stadium (closed)	Grass	NA	12:02 p.m. CT	D. Carr	D. Bledsoe
Sun, 10/20/02	L	17-34	Cleveland	A	73,248	Cleveland Browns Stadium	Grass	50°	4:05 p.m. ET	D. Carr	T. Couch
Sun, 10/27/02	W	21-19	Jacksonville	A	53,721	ALLTEL Stadium	Grass	78°	4:15 p.m. ET	D. Carr	M. Brunell
Sun, 11/3/02	L	3-38	Cincinnati	H	69,827	Reliant Stadium (closed)	Grass	NA	12:01 p.m. CT	D. Carr	J. Kitna
Sun, 11/10/02	L	10-17	Tennessee	A	68,804	The Coliseum	Grass	76°	12:03 p.m. CT	D. Carr	S. McNair
Sun, 11/17/02	L	21-24	Jacksonville	H	69,711	Reliant Stadium (open)	Grass	66°	12:02 p.m. CT	D. Carr	M. Brunell
Sun, 11/24/02	W	16-14	N.Y. Giants	H	70,054	Reliant Stadium (open)	Grass	78°	3:15 p.m. CT	D. Carr	K. Collins
Sun, 12/1/02	L	3-19	Indianapolis	A	56,820	RCA Dome	Astroturf	NA	4:00 p.m. ET	D. Carr	P. Manning
Sun, 12/8/02	W	24-6	Pittsburgh	A	58,551	Heinz Field	Grass	35°	1:01 p.m. ET	D. Carr	T. Maddox
Sun, 12/15/02	L	19-23	Baltimore	H	70,108	Reliant Stadium (open)	Grass	70°	12:02 p.m. CT	D. Carr	J. Blake
Sun, 12/22/02	L	10-26	Washington	A	70,291	FedEx Field	Grass	54°	1:02 p.m. ET	D. Carr	P. Ramsey
Sun, 12/29/02	L	3-13	Tennessee	H	70,694	Reliant Stadium (open)	Grass	64°	12:03 p.m. CT	D. Carr	S. McNair

## 2003

Head Coach: Dom Capers

### Preseason (0-4)

Day, Date	W/L	Score	Opponent	H/A/N	Attend.	Venue (Roof Status)	Surface	Temp.	Kickoff Time	Hou. QB	Opp. QB
Mon, 8/9/03	L	12-20	Denver	H	70,021	Reliant Stadium (closed)	Grass	NA	7:38 p.m. CT	D. Carr	J. Plummer
Fri, 8/15/03	L	6-34	Dallas	A	60,058	Texas Stadium	Artificial	95°	7:06 p.m. CT	D. Carr	Q. Carter
Sat, 8/23/03	L	17-19	San Diego	H	70,007	Reliant Stadium (open)	Grass	89°	7:30 p.m. CT	D. Carr	D. Brees
Thu, 8/28/03	L	3-34	Tampa Bay	A	64,808	Raymond James Stadium	Grass	82°	8:05 p.m. ET	D. Carr	B. Johnson

### Regular Season (5-11 overall; 4th AFC South; 3-5 home; 2-6 away)

Day, Date	W/L	Score	Opponent	H/A/N	Attend.	Venue (Roof Status)	Surface	Temp.	Kickoff Time	Hou. QB	Opp. QB
Sun, 9/7/03	W	21-20	Miami	A	73,010	Pro Player Stadium	Grass	89°	1:06 p.m. ET	D. Carr	J. Fiedler
Sun, 9/14/03	L	10-31	New Orleans	A	68,390	Louisiana Superdome	Artificial	NA	12:02 p.m. CT	D. Carr	A. Brooks
Sun, 9/21/03	L	14-42	Kansas City	H	70,487	Reliant Stadium (closed)	Grass	NA	12:02 p.m. CT	D. Carr	T. Green
Sun, 9/28/03	W	24-20	Jacksonville	H	70,041	Reliant Stadium (open)	Grass	79°	12:05 p.m. CT	D. Carr	B. Leftwich
Sun, 10/12/03	L	17-38	Tennessee	A	68,809	The Coliseum	Grass	69°	12:03 p.m. CT	D. Carr	S. McNair
Sun, 10/19/03	L	14-19	N.Y. Jets	H	70,623	Reliant Stadium (open)	Grass	79°	3:05 p.m. ET	D. Carr	V. Testaverde
Sun, 10/26/03	L	21-30	Indianapolis	A	56,132	RCA Dome	Artificial	NA	4:15 p.m. ET	D. Carr	P. Manning
Sun, 11/2/03	W	14-10	Carolina	H	70,052	Reliant Stadium (open)	Grass	81°	12:02 p.m. CT	T. Banks	J. Delhomme
Sun, 11/9/03	L	27-34	Cincinnati	A	50,437	Paul Brown Stadium	Grass	43°	1:03 p.m. ET	D. Carr	J. Kitna
Sun, 11/16/03	W	12-10	Buffalo	A	72,677	Ralph Wilson Stadium	AstroPlay	47°	1:01 p.m. ET	D. Carr	D. Bledsoe
Sun, 11/23/03L(OT)20-23	W		New England	H	70,719	Reliant Stadium (closed)	Grass	NA	12:02 p.m. CT	T. Banks	T. Brady
Sun, 11/30/03	W	17-13	Atlanta	H	70,388	Reliant Stadium (open)	Grass	70°	12:03 p.m. CT	T. Banks	D. Johnson
Sun, 12/7/03	L	0-27	Jacksonville	A	43,363	ALLTEL Stadium	Grass	56°	1:02 p.m. ET	D. Ragone	B. Leftwich
Sun, 12/14/03	L	3-16	Tampa Bay	A	65,124	Raymond James Stadium	Grass	67°	1:01 p.m. ET	D. Ragone	B. Johnson
Sun, 12/21/03	L	24-27	Tennessee	H	70,758	Reliant Stadium (open)	Grass	NA	12:03 p.m. CT	D. Carr	S. McNair
Sun, 12/28/03	L	17-20	Indianapolis	H	70,680	Reliant Stadium (closed)	Grass	NA	12:03 p.m. CT	D. Carr	P. Manning



## 2004

Head Coach: Dom Capers

### Preseason (1-3)

Day, Date	W/L	Score	Opponent	H/A/N	Attend.	Venue (Roof Status)	Surface	Temp.	Kickoff Time	Hou. QB	Opp. QB
Sat, 8/14/04	W	18-0	Dallas	H	70,431	Reliant Stadium (open)	Grass	85°	7:06 p.m. CT	D. Carr	V. Testaverde
Sat, 8/21/04	L	3-38	Pittsburgh	A	56,028	Heinz Field	Artificial	70°	7:35 p.m. ET	D. Carr	T. Maddox
Fri, 8/27/04	L	17-31	Denver	A	71,256	INVESCO Field at Mile High	Grass	54°	7:06 p.m. MT	D. Carr	J. Plummer
Thu, 9/2/04	L	9-17	Tampa Bay	H	70,024	Reliant Stadium (open)	Grass	83°	7:07 p.m. CT	D. Carr	B. Johnson

### Regular Season (7-9 overall; 3rd AFC South; 3-5 home; 4-4 away)

Day, Date	W/L	Score	Opponent	H/A/N	Attend.	Venue (Roof Status)	Surface	Temp.	Kickoff Time	Hou. QB	Opp. QB
Sun, 9/12/04	L	20-27	San Diego	H	70,255	Reliant Stadium (closed)	Grass	NA	12:05 p.m. CT	D. Carr	D. Brees
Sun, 9/19/04	L	16-28	Detroit	A	61,465	Ford Field	Field Turf	68°	1:04 p.m. ET	D. Carr	J. Harrington
Sun, 9/26/04	W	24-21	Kansas City	A	77,433	Arrowhead Stadium	Grass	71°	12:00 p.m. CT	D. Carr	T. Green
Sun, 10/3/04	W	30-17	Oakland	H	70,741	Reliant Stadium (open)	Grass	NA	12:02 p.m. CT	D. Carr	K. Collins
Sun, 10/10/04(L(OT))	28-34	Minnesota	H	70,718	Reliant Stadium (open)	Grass	NA	12:02 p.m. CT	D. Carr	D. Culpepper	
Sun, 10/17/04	W	20-10	Tennessee	A	68,932	The Coliseum	Grass	60°	12:02 p.m. CT	D. Carr	S. McNair
Sun, 10/31/04	W	20-6	Jacksonville	H	70,502	Reliant Stadium (open)	Grass	85°	12:02 p.m. CT	D. Carr	B. Leftwich
Sun, 11/7/04	L	13-31	Denver	A	74,292	INVESCO Field at Mile High	Grass	69°	2:15 p.m. MT	D. Carr	J. Plummer
Sun, 11/14/04	L	14-49	Indianapolis	A	56,511	RCA Dome	Artificial	NA	1:00 p.m. ET	D. Carr	P. Manning
Sun, 11/21/04	L	13-16	Green Bay	H	70,769	Reliant Stadium (closed)	Grass	NA	7:35 p.m. CT	D. Carr	B. Favre
Sun, 11/28/04	W	31-21	Tennessee	H	70,721	Reliant Stadium (open)	Grass	66°	12:05 p.m. CT	D. Carr	S. McNair
Sun, 12/5/04	L	7-29	N.Y. Jets	A	77,875	The Meadowlands	FieldTurf	56°	1:03 p.m. ET	D. Carr	C. Pennington
Sun, 12/12/04	L	14-23	Indianapolis	H	70,762	Reliant Stadium (open)	Grass	NA	12:02 p.m. CT	D. Carr	P. Manning
Sun, 12/19/04	W	24-5	Chicago	A	62,122	Soldier Field	Grass	12°	12:02 p.m. CT	D. Carr	C. Hutchinson
Sun, 12/26/04	W	21-0	Jacksonville	A	66,227	ALLTEL Stadium	Grass	40°	1:03 p.m. ET	D. Carr	B. Leftwich
Sun, 1/2/05	L	14-22	Cleveland	H	70,724	Reliant Stadium (closed)	Grass	72°	12:02 p.m. CT	D. Carr	K. Holcomb

## 2005

Head Coach: Dom Capers

### Preseason (1-3)

Day, Date	W/L	Score	Opponent	H/A/N	Attend.	Venue (Roof Status)	Surface	Temp.	Kickoff Time	Hou. QB	Opp. QB
Sat, 8/13/05	L	14-20	Denver	H	70,016	Reliant Stadium (closed)	Grass	NA	7:07 p.m. CT	D. Carr	J. Plummer
Sat, 8/20/05	W	19-17	Oakland	H	70,116	Reliant Stadium (closed)	Grass	NA	7:07 p.m. CT	D. Carr	K. Collins
Sat, 8/27/05	L	9-21	Dallas	A	54,288	Texas Stadium	Artificial	93°	7:00 p.m. CT	D. Carr	D. Bledsoe
Thu, 9/1/05	L	14-38	Tampa Bay	A	63,591	Raymond James Stadium	Grass	84°	7:36 p.m. ET	D. Carr	B. Griese

### Regular Season (2-14 overall; 4th AFC South; 2-6 home; 0-8 away)

Day, Date	W/L	Score	Opponent	H/A/N	Attend.	Venue (Roof Status)	Surface	Temp.	Kickoff Time	Hou. QB	Opp. QB
Sun, 9/11/05	L	7-22	Buffalo	A	71,781	Ralph Wilson Stadium	AstroPlay	76°	1:05 p.m. ET	D. Carr	J. Losman
Sun, 9/18/05	L	7-27	Pittsburgh	H	70,742	Reliant Stadium (open)	Grass	90°	12:02 p.m. CT	D. Carr	B. Roethlisberger
Sun, 10/2/05	L	10-16	Cincinnati	A	65,714	Paul Brown Stadium	FieldTurf	79°	1:02 p.m. ET	D. Carr	C. Palmer
Sun, 10/9/05	L	20-34	Tennessee	H	70,430	Reliant Stadium (closed)	Grass	NA	12:02 p.m. CT	D. Carr	S. McNair
Sun, 10/16/05	L	10-42	Seattle	A	66,196	Qwest Field	FieldTurf	57°	5:38 p.m. PT	D. Carr	M. Hasselbeck
Sun, 10/23/05	L	20-38	Indianapolis	H	70,621	Reliant Stadium (closed)	Grass	NA	12:03 p.m. CT	D. Carr	P. Manning
Sun, 10/30/05	W	19-16	Cleveland	H	70,064	Reliant Stadium (open)	Grass	78°	12:02 p.m. CT	D. Carr	T. Dilfer
Sun, 11/6/05	L	14-21	Jacksonville	A	64,613	ALLTEL Stadium	Grass	79°	1:01 p.m. ET	D. Carr	B. Leftwich
Sun, 11/13/05	L	17-31	Indianapolis	A	57,209	RCA Dome	Artificial	NA	1:03 p.m. ET	D. Carr	P. Manning
Sun, 11/20/05	L	17-45	Kansas City	H	70,481	Reliant Stadium (open)	Grass	58°	7:37 p.m. CT	D. Carr	T. Green
Sun, 11/27/05(L(OT))	27-33	St. Louis	H	70,010	Reliant Stadium (open)	Grass	NA	12:03 p.m. CT	D. Carr	J. Martin	
Sun, 12/4/05	L	15-16	Baltimore	A	69,909	M&T Bank Stadium	Momentum	47°	1:02 p.m. ET	D. Carr	K. Boller
Sun, 12/11/05	L	10-13	Tennessee	A	69,149	The Coliseum	Grass	43°	12:03 p.m. CT	D. Carr	S. McNair
Sun, 12/18/05	W	30-19	Arizona	H	70,024	Reliant Stadium (closed)	Grass	NA	12:02 p.m. CT	D. Carr	K. Warner
Sat, 12/24/05	L	20-38	Jacksonville	H	70,025	Reliant Stadium (open)	Grass	65°	12:03 p.m. CT	D. Carr	D. Garrard
Sun, 1/1/06	L(OT)	17-20	San Francisco	A	67,970	Monster Park	Grass	56°	1:05 p.m. PT	D. Carr	A. Smith



## 2006

**Head Coach:** Gary Kubiak

**Preseason (3-1)**

Day, Date	W/L	Score	Opponent	H/A/N	Attend.	Venue (Roof Status)	Surface	Temp.	Kickoff Time	Hou. QB	Opp. QB
Sat, 8/12/06	W	24-14	Kansas City	H	70,016	Reliant Stadium (closed)	Grass	NA	7:07 p.m. CT	D. Carr	T. Green
Sat, 8/19/06	W	27-20	St. Louis	A	65,391	Edward Jones Dome	Artificial	NA	7:00 p.m. CT	D. Carr	M. Bulger
Sat, 8/27/06	L	14-17	Denver	A	73,689	INVESCO Field at Mile High	Grass	70°	6:04 p.m. MT	D. Carr	J. Plummer
Thu, 8/31/06	W	16-13	Tampa Bay	H	70,037	Reliant Stadium (closed)	Grass	NA	7:07 p.m. CT	S. Rosenfels	C. Simms

**Regular Season (6-10 overall; 4th AFC South; 4-4 home; 2-6 away)**

Day, Date	W/L	Score	Opponent	H/A/N	Attend.	Venue (Roof Status)	Surface	Temp.	Kickoff Time	Hou. QB	Opp. QB
Sun, 9/10/06	L	10-24	Philadelphia	H	70,180	Reliant Stadium (closed)	Grass	NA	12:02 p.m. CT	D. Carr	D. McNabb
Sun, 9/17/06	L	24-43	Indianapolis	A	56,614	RCA Dome	FieldTurf	NA	1:03 p.m. ET	D. Carr	P. Manning
Sun, 9/24/06	L	15-31	Washington	H	70,069	Reliant Stadium (closed)	Grass	NA	12:03 p.m. CT	D. Carr	M. Brunell
Sun, 10/1/06	W	17-15	Miami	H	70,071	Reliant Stadium (closed)	Grass	NA	12:02 p.m. CT	D. Carr	D. Culpepper
Sun, 10/15/06	L	6-34	Dallas	A	63,186	Texas Stadium	Sportfield Turf	66°	12:02 p.m. CT	D. Carr	D. Bledsoe
Sun, 10/22/06	W	27-7	Jacksonville	H	70,035	Reliant Stadium (open)	Grass	NA	12:03 p.m. CT	D. Carr	B. Leftwich
Sun, 10/29/06	L	22-28	Tennessee	A	69,143	LP Field	Grass	72°	12:02 p.m. CT	D. Carr	V. Young
Sun, 11/5/06	L	10-14	N.Y. Giants	A	78,485	Giants Stadium	FieldTurf	46°	1:02 p.m. ET	D. Carr	E. Manning
Sun, 11/12/06	W	13-10	Jacksonville	A	65,918	ALLTEL Stadium	Grass	56°	1:03 p.m. ET	D. Carr	D. Garrard
Sun, 11/19/06	L	21-24	Buffalo	H	70,125	Reliant Stadium (open)	Grass	61°	12:03 p.m. CT	D. Carr	J. Losman
Sun, 11/26/06	L	11-26	N.Y. Jets	A	76,596	The Meadowlands	FieldTurf	56°	1:02 p.m. ET	D. Carr	C. Pennington
Sun, 12/3/06	W	23-14	Oakland	A	46,276	McAfee Coliseum	Grass	56°	1:05 p.m. PT	D. Carr	A. Brooks
Sun, 12/10/06(L(OT))	20-26	Tennessee	H	70,760	Reliant Stadium (closed)	Grass	NA	12:02 p.m. CT	D. Carr	V. Young	
Sun, 12/17/06	L	7-40	New England	A	68,756	Gillette Stadium	Grass	52°	1:02 p.m. ET	D. Carr	T. Brady
Sun, 12/24/06	W	27-24	Indianapolis	H	70,132	Reliant Stadium (closed)	Grass	NA	12:03 p.m. CT	D. Carr	P. Manning
Sun, 12/31/06	W	14-6	Cleveland	H	70,097	Reliant Stadium (open)	Grass	NA	12:02 p.m. CT	D. Carr	C. Frye

## 2007

**Head Coach:** Gary Kubiak

**Preseason (2-2)**

Day, Date	W/L	Score	Opponent	H/A/N	Attend.	Venue (Roof Status)	Surface	Temp.	Kickoff Time	Hou. QB	Opp. QB
Sat, 8/11/07	L	19-20	Chicago	H	70,060	Reliant Stadium (closed)	Grass	NA	7:08 p.m. CT	M. Schaub	R. Grossman
Sat, 8/18/07	W	33-20	Arizona	A	64,405	Univ. of Phoenix (closed)	Grass	NA	1:05 p.m. MT	M. Schaub	M. Leinart
Sat, 8/25/07	W	28-16	Dallas	H	70,516	Reliant Stadium (closed)	Grass	NA	7:08 p.m. CT	M. Schaub	T. Romo
Thu, 8/30/07	L	24-31	Tampa Bay	A	64,321	Raymond James Stadium	Grass	90°	8:08 p.m. ET	S. Rosenfels	L. McCown

**Regular Season (8-8 overall; 4th AFC South; 6-2 home; 2-6 away)**

Day, Date	W/L	Score	Opponent	H/A/N	Attend.	Venue (Roof Status)	Surface	Temp.	Kickoff Time	Hou. QB	Opp. QB
Sun, 9/9/07	W	20-3	Kansas City	H	70,080	Reliant Stadium (closed)	Grass	NA	12:05 p.m. CT	M. Schaub	D. Huard
Sun, 9/16/07	W	34-21	Carolina	A	73,665	Bank of America Stadium	Grass	74°	1:02 p.m. ET	M. Schaub	J. Delhomme
Sun, 9/23/07	L	24-30	Indianapolis	H	70,132	Reliant Stadium (closed)	Grass	NA	12:03 p.m. CT	M. Schaub	P. Manning
Sun, 9/30/07	L	16-26	Atlanta	A	69,312	The Georgia Dome	Field Turf	NA	1:02 p.m. ET	M. Schaub	J. Harrington
Sun, 10/7/07	W	22-19	Miami	H	70,156	Reliant Stadium (closed)	Grass	NA	12:02 p.m. CT	M. Schaub	T. Green
Sun, 10/14/07	L	17-37	Jacksonville	A	63,715	Jacksonville Municipal Stad.	Grass	81°	1:03 p.m. ET	M. Schaub	D. Garrard
Sun, 10/21/07	L	36-38	Tennessee	H	70,734	Reliant Stadium (closed)	Grass	NA	12:02 p.m. CT	M. Schaub	K. Collins
Sun, 10/28/07	L	10-35	San Diego	A	60,439	Qualcomm Stadium	Grass	78°	1:05 p.m. PT	M. Schaub	P. Rivers
Sun, 11/4/07	W	24-17	Oakland	A	49,603	McAfee Coliseum	Grass	70°	1:15 p.m. PT	S. Rosenfels	J. McCown
Sun, 11/18/07	W	23-10	New Orleans	H	70,780	Reliant Stadium (closed)	Grass	NA	12:02 p.m. CT	M. Schaub	D. Brees
Sun, 11/25/07	L	17-27	Cleveland	A	72,730	Cleveland Browns Stadium	Grass	41°	1:03 p.m. ET	M. Schaub	D. Anderson
Sun, 12/2/07	L	22-28	Tennessee	A	69,143	LP Field	Grass	61°	12:02 p.m. CT	M. Schaub	V. Young
Sun, 12/9/07	W	28-14	Tampa Bay	H	70,237	Reliant Stadium (closed)	Grass	NA	12:01 p.m. CT	S. Rosenfels	J. McCown
Thu, 12/13/07	W	31-13	Denver	H	70,747	Reliant Stadium (open)	Grass	59°	7:15 p.m. CT	S. Rosenfels	J. Cutler
Sun, 12/23/07	L	15-38	Indianapolis	A	57,262	RCA Dome	FieldTurf	NA	1:02 p.m. ET	S. Rosenfels	P. Manning
Sun, 12/30/07	W	42-28	Jacksonville	H	70,660	Reliant Stadium (open)	Grass	NA	12:02 p.m. CT	S. Rosenfels	Q. Gray



## 2008

Head Coach: Gary Kubiak

### Preseason (2-2)

Day, Date	W/L	Score	Opponent	H/A/N	Attend.	Venue (Roof Status)	Surface	Temp.	Kickoff Time	Hou. QB	Opp. QB
Sat, 8/9/08	W	19-16	Denver	H	70,020	Reliant Stadium (closed)	Grass	NA	7:07 p.m. CT	M. Schaub	J. Cutler
Sat, 8/16/08	W	31-27	New Orleans	A	64,405	Louisiana Superdome	Momentum	NA	7:06 p.m. CT	M. Schaub	D. Brees
Sat, 8/22/08	L	22-23	Dallas	A	60,795	Texas Stadium	Artificial	94°	7:05 p.m. CT	M. Schaub	T. Romo
Thu, 8/28/08	L	6-16	Tampa Bay	H	70,011	Reliant Stadium (closed)	Grass	NA	7:07 p.m. CT	S. Rosenfels	L. McCown

### Regular Season (8-8 overall; 3rd AFC South; 6-2 home; 2-6 away)

Day, Date	W/L	Score	Opponent	H/A/N	Attend.	Venue (Roof Status)	Surface	Temp.	Kickoff Time	Hou. QB	Opp. QB
Sun, 9/7/08	L	17-38	Pittsburgh	A	64,001	Heinz Field	Grass	72°	1:02 p.m. ET	M. Schaub	B. Roethlisberger
Sun, 9/21/08	L	12-31	Tennessee	A	69,143	LP Field	Grass	80°	12:02 p.m. CT	M. Schaub	K. Collins
Sun, 9/28/08	L	27-30	Jacksonville	A	64,061	Jacksonville Municipal Stad.	Grass	82°	1:02 p.m. ET	M. Schaub	D. Garrard
Sun, 10/5/08	L	27-31	Indianapolis	H	70,118	Reliant Stadium (open)	Grass	82°	12:02 p.m. CT	S. Rosenfels	P. Manning
Sun, 10/12/08	W	29-28	Miami	H	70,023	Reliant Stadium (open)	Grass	79°	12:02 p.m. CT	M. Schaub	C. Pennington
Sun, 10/19/08	W	28-21	Detroit	H	70,081	Reliant Stadium (open)	Grass	77°	3:05 p.m. CT	M. Schaub	D. Orlovsky
Sun, 10/26/08	W	35-6	Cincinnati	H	70,112	Reliant Stadium (open)	Grass	82°	2:47 p.m. CT	M. Schaub	R. Fitzpatrick
Sun, 11/2/08	L	21-28	Minnesota	A	62,839	Metrodome	FieldTurf	NA	12:05 p.m. CT	M. Schaub	G. Frerotte
Sun, 11/9/08	L	13-41	Baltimore	H	70,552	Reliant Stadium (open)	Grass	69°	12:02 p.m. CT	S. Rosenfels	J. Flacco
Sun, 11/16/08	L	27-33	Indianapolis	A	66,201	Lucas Oil Stadium (closed)	FieldTurf	NA	1:02 p.m. ET	S. Rosenfels	P. Manning
Sun, 11/23/08	W	16-6	Cleveland	A	72,077	Cleveland Browns Stadium	Grass	30°	1:03 p.m. ET	S. Rosenfels	B. Quinn
Mon, 12/1/08	W	30-17	Jacksonville	H	70,809	Reliant Stadium (open)	Grass	53°	7:40 p.m. CT	S. Rosenfels	D. Garrard
Sun, 12/7/08	W	24-21	Green Bay	A	70,245	Lambeau Field	Grass	3°	12:02 p.m. CT	M. Schaub	A. Rodgers
Sun, 12/14/08	W	13-12	Tennessee	H	70,831	Reliant Stadium (open)	Grass	72°	12:05 p.m. CT	M. Schaub	K. Collins
Sun, 12/21/08	L	16-27	Oakland	A	43,687	OAK-Alameda County Coli.	Grass	48°	1:05 p.m. PT	M. Schaub	J. Russell
Sun, 12/28/08	W	31-24	Chicago	H	70,838	Reliant Stadium (open)	Grass	46°	12:03 p.m. CT	M. Schaub	K. Orton

## 2009

Head Coach: Gary Kubiak

### Preseason (2-2)

Day, Date	W/L	Score	Opponent	H/A/N	Attend.	Venue (Roof Status)	Surface	Temp.	Kickoff Time	Hou. QB	Opp. QB
Sat, 8/15/09	W	16-10	Kansas City	A	64,781	Arrowhead Stadium	Grass	78°	7:00 p.m. CT	M. Schaub	M. Cassel
Sat, 8/22/09	L	14-38	New Orleans	H	70,107	Reliant Stadium (closed)	Grass	NA	7:09 p.m. CT	M. Schaub	D. Brees
Mon, 8/31/09	L	10-17	Minnesota	H	70,191	Reliant Stadium (closed)	Grass	NA	7:06 p.m. CT	M. Schaub	B. Favre
Fri, 9/4/09	W	27-20	Tampa Bay	A	63,831	Raymond James Stadium	Grass	88°	7:07 p.m. ET	D. Orlovsky	J. Freeman

### Regular Season (9-7 overall; 2nd AFC South; 4-4 home; 5-3 away)

Day, Date	W/L	Score	Opponent	H/A/N	Attend.	Venue (Roof Status)	Surface	Temp.	Kickoff Time	Hou. QB	Opp. QB
Sun, 9/13/09	L	7-24	N.Y. Jets	H	70,118	Reliant Stadium (closed)	Grass	NA	12:03 p.m. CT	M. Schaub	M. Sanchez
Sun, 9/20/09	W	34-31	Tennessee	A	69,143	LP Field	Grass	77°	12:03 p.m. CT	M. Schaub	K. Collins
Sun, 9/27/09	L	24-34	Jacksonville	H	70,083	Reliant Stadium (closed)	Grass	85°	12:03 p.m. CT	M. Schaub	D. Garrard
Sun, 10/4/09	W	29-6	Oakland	H	70,291	Reliant Stadium (closed)	Grass	NA	12:02 p.m. CT	M. Schaub	J. Russell
Sun, 10/11/09	L	21-28	Arizona	A	61,819	Univ. of Phoenix (closed)	Grass	NA	1:15 p.m. MT	M. Schaub	K. Warner
Sun, 10/18/09	W	28-17	Cincinnati	A	64,019	Paul Brown Stadium	FieldTurf	49°	1:02 p.m. ET	M. Schaub	C. Palmer
Sun, 10/25/09	W	24-21	San Francisco	H	70,820	Reliant Stadium (open)	Grass	74°	12:04 p.m. CT	M. Schaub	S. Hille
Sun, 11/1/09	W	31-10	Buffalo	A	69,790	Ralph Wilson Stadium	AstroPlay	49°	1:02 p.m. ET	M. Schaub	R. Fitzpatrick
Sun, 11/8/09	L	17-20	Indianapolis	A	66,033	Lucas Oil Stadium (open)	FieldTurf	69°	1:02 p.m. ET	M. Schaub	P. Manning
Mon, 11/23/09	L	17-20	Tennessee	H	71,153	Reliant Stadium (open)	Grass	NA	12:05 p.m. CT	M. Schaub	V. Young
Sun, 11/29/09	L	27-35	Indianapolis	H	70,990	Reliant Stadium (open)	Grass	NA	12:02 p.m. CT	M. Schaub	P. Manning
Sun, 12/6/09	L	18-23	Jacksonville	A	42,079	Jacksonville Municipal Stad.	Grass	54°	1:03 p.m. ET	M. Schaub	D. Garrard
Sun, 12/13/09	W	34-7	Seattle	H	70,380	Reliant Stadium (closed)	Grass	NA	12:02 p.m. CT	M. Schaub	M. Hasselbeck
Sun, 12/20/09	W	16-13	St. Louis	A	46,256	Edward Jones Dome	FieldTurf	NA	12:00 p.m. CT	M. Schaub	K. Null
Sun, 12/27/09	W	27-20	Miami	A	65,847	Land Shark Stadium	Grass	75°	1:02 p.m. ET	M. Schaub	C. Henne
Sun, 1/3/10	W	34-27	New England	H	71,029	Reliant Stadium (closed)	Grass	NA	12:02 p.m. CT	M. Schaub	T. Brady



## 2010

**Head Coach:** Gary Kubiak

**Preseason (1-3)**

Day, Date	W/L	Score	Opponent	H/A/N	Attend.	Venue (Roof Status)	Surface	Temp.	Kickoff Time	Hou. QB	Opp. QB
Sat, 8/14/10	L	16-19	Arizona	A	61,489	Univ. of Phoenix (closed)	Grass	NA	5:07 p.m. MT	M. Schaub	M. Leinart
Sat, 8/21/10	L	20-38	New Orleans	A	70,025	Louisiana Superdome	Momentum	NA	7:07 p.m. CT	M. Schaub	D. Brees
Sat, 8/28/10	W	23-7	Dallas	H	70,725	Reliant Stadium (closed)	Grass	NA	7:05 p.m. CT	M. Schaub	T. Romo
Thu, 9/2/10	L	17-24	Tampa Bay	H	70,035	Reliant Stadium (closed)	Grass	NA	7:07 p.m. ET	D. Orlovsky	R. Carpenter

**Regular Season (6-10 overall; 3rd AFC South; 4-4 home; 2-6 away)**

Day, Date	W/L	Score	Opponent	H/A/N	Attend.	Venue (Roof Status)	Surface	Temp.	Kickoff Time	Hou. QB	Opp. QB
Sun, 9/12/10	W	34-24	Indianapolis	H	70,974	Reliant Stadium (closed)	Grass	NA	12:02 p.m. CT	M. Schaub	P. Manning
Sun, 9/19/10	W(OT)	30-27	Washington	A	88,240	FedEx Field	Grass	85°	4:15 p.m. ET	M. Schaub	D. McNabb
Sun, 9/26/10	L	13-27	Dallas	H	71,456	Reliant Stadium (closed)	Grass	NA	12:02 p.m. CT	M. Schaub	T. Romo
Sun, 10/3/10	W	31-24	Oakland	A	32,218	OAK-Alameda County Col.	Grass	71°	1:05 p.m. PT	M. Schaub	B. Gradkowski
Sun, 10/10/10	L	10-34	N.Y. Giants	H	71,110	Reliant Stadium (closed)	Grass	NA	12:03 p.m. CT	M. Schaub	E. Manning
Sun, 10/17/10	W	35-31	Kansas City	H	70,926	Reliant Stadium (open)	Grass	78°	12:03 p.m. ET	M. Schaub	M. Cassel
Mon, 11/1/10	L	17-30	Indianapolis	A	66,363	Lucas Oil Stadium (closed)	FieldTurf	NA	8:41 p.m. ET	M. Schaub	P. Manning
Sun, 11/7/10	L	23-29	San Diego	H	70,886	Reliant Stadium (open)	Grass	63°	12:02 p.m. CT	M. Schaub	P. Rivers
Sun, 11/14/10	L	24-31	Jacksonville	A	63,340	EverBank Field	Grass	70°	1:04 p.m. ET	M. Schaub	D. Garrard
Sun, 11/21/10	L	27-30	N.Y. Jets	A	78,843	New Meadowlands Stadium	FieldTurf	46°	1:03 p.m. ET	M. Schaub	M. Sanchez
Sun, 11/28/10	W	20-0	Tennessee	H	70,855	Reliant Stadium (closed)	Grass	NA	12:02 p.m. CT	M. Schaub	R. Smith
Thu, 12/2/10	L	24-34	Philadelphia	A	69,144	Lincoln Financial Field	Grass	36°	8:30 p.m. ET	M. Schaub	M. Vick
Mon, 12/13/10	L(OT)	28-34	Baltimore	H	71,413	Reliant Stadium (closed)	Grass	NA	12:02 p.m. CT	M. Schaub	J. Flacco
Sun, 12/19/10	L	17-31	Tennessee	A	69,143	LP Field	Grass	36°	12:02 p.m. CT	M. Schaub	K. Collins
Sun, 12/26/10	L	23-24	Denver	A	73,691	INVESCO Field at Mile High	Grass	50°	2:06 p.m. MT	M. Schaub	T. Tebow
Sun, 1/2/11	W	34-17	Jacksonville	H	71,023	Reliant Stadium (open)	Grass	60°	3:15 p.m. CT	M. Schaub	T. Edwards

## 2011

**Head Coach:** Gary Kubiak

**Preseason (3-1)**

Day, Date	W/L	Score	Opponent	H/A/N	Attend.	Venue (Roof Status)	Surface	Temp.	Kickoff Time	Hou. QB	Opp. QB
Mon, 8/15/11	W	20-16	N.Y. Jets	H	70,511	Reliant Stadium (closed)	Grass	NA	7:05 p.m. CT	M. Schaub	M. Sanchez
Sat, 8/20/11	W	27-14	New Orleans	H	70,828	Reliant Stadium (closed)	Grass	NA	7:06 p.m. CT	M. Schaub	D. Brees
Sat, 8/27/11	W	30-7	San Francisco	A	69,732	Candlestick Park	Grass	68°	5:05 p.m. PT	M. Schaub	A. Smith
Thu, 9/1/11	L	0-28	Minnesota	A	62,148	Mall of America at HHH	Series S5M	NA	7:07 p.m. ET	M. Leinart	C. Ponder

**Regular Season (10-6 overall; 1st AFC South; 5-3 home; 5-3 away)**

Day, Date	W/L	Score	Opponent	H/A/N	Attend.	Venue (Roof Status)	Surface	Temp.	Kickoff Time	Hou. QB	Opp. QB
Sun, 9/11/11	W	34-7	Indianapolis	H	71,444	Reliant Stadium (closed)	Grass	NA	12:05 p.m. CT	M. Schaub	K. Collins
Sun, 9/18/11	W	23-13	Miami	A	51,032	Sun Life Stadium	Grass	87°	4:15 p.m. ET	M. Schaub	C. Henne
Sun, 9/25/11	L	33-40	New Orleans	A	73,002	Louisiana Superdome	Series S5M	NA	12:02 p.m. CT	M. Schaub	D. Brees
Sun, 10/2/11	W	17-10	Pittsburgh	H	71,585	Reliant Stadium (closed)	Grass	NA	12:03 p.m. CT	M. Schaub	B. Roethlisberger
Sun, 10/9/11	L	20-25	Oakland	H	71,420	Reliant Stadium (closed)	Grass	NA	12:02 p.m. CT	M. Schaub	J. Campbell
Sun, 10/16/11	L	14-29	Baltimore	A	71,154	M&T Bank Stadium	SportExe	72°	4:06 p.m. ET	M. Schaub	J. Flacco
Sun, 10/23/11	W	41-7	Tennessee	A	69,143	LP Field	Grass	72°	12:02 p.m. CT	M. Schaub	M. Hasselbeck
Sun, 10/30/11	W	24-14	Jacksonville	H	71,412	Reliant Stadium (open)	Grass	68°	12:02 p.m. CT	M. Schaub	B. Gabbert
Sun, 11/6/11	W	30-12	Cleveland	H	71,511	Reliant Stadium (closed)	Grass	NA	12:03 p.m. CT	M. Schaub	C. McCoy
Sun, 11/13/11	W	37-9	Tampa Bay	A	56,037	Raymond James Stadium	Grass	77°	1:02 p.m. ET	M. Schaub	J. Freeman
Sun, 11/27/11	W	20-13	Jacksonville	A	62,004	EverBank Field	Grass	75°	1:03 p.m. ET	M. Leinart	B. Gabbert
Sun, 12/4/11	W	17-10	Atlanta	H	71,545	Reliant Stadium (closed)	Grass	NA	12:03 p.m. ET	T. Yates	M. Ryan
Sun, 12/11/11	W	20-19	Cincinnati	A	41,202	Paul Brown Stadium	FieldTurf	34°	1:02 p.m. ET	T. Yates	A. Dalton
Sun, 12/18/11	L	13-28	Carolina	H	71,540	Reliant Stadium (closed)	Grass	NA	12:03 p.m. CT	T. Yates	C. Newton
Thu, 12/22/11	L	16-19	Indianapolis	A	64,159	Lucas Oil Stadium (closed)	Artificial	NA	8:29 p.m. ET	T. Yates	D. Orlovsky
Sun, 1/1/12	L	22-23	Tennessee	H	71,512	Reliant Stadium (closed)	Grass	NA	12:02 p.m. CT	T. Yates	M. Hasselbeck



## 2011 (cont.)

**Postseason (1-1 overall; AFC Divisional; 1-0 home; 0-1 away)**

Day, Date	W/L Score	Opponent	H/A/N	Attend.	Venue (Roof Status)	Surface	Temp.	Kickoff Time	Hou. QB	Opp. QB
*Sat, 1/7/12	W 31-10	Cincinnati	H	71,725	Reliant Stadium (closed)	Grass	NA	3:35 p.m. CT	T. Yates	A. Dalton
#Sun, 1/15/12	L 13-20	Baltimore	A	71,547	M&T Bank Stadium	SportExe	31°	1:05 p.m. ET	T. Yates	J. Flacco

\* - AFC Wild Card; # - AFC Divisional

## 2012

**Head Coach:** Gary Kubiak

**Preseason (3-1)**

Day, Date	W/L Score	Opponent	H/A/N	Attend.	Venue (Roof Status)	Surface	Temp.	Kickoff Time	Hou. QB	Opp. QB
Sat, 8/11/12	W 26-13	Carolina	A	69,002	Bank of America Stadium	Grass	78°	7:04 p.m. ET	M. Schaub	C. Newton
Sat, 8/18/12	W 20-9	San Francisco	H	71,196	Reliant Stadium (closed)	Grass	NA	7:07 p.m. CT	M. Schaub	A. Smith
Sat, 8/25/12	L 27-34	New Orleans	A	72,082	Mercedes-Benz Superdome	Series S5M	NA	7:06 p.m. CT	M. Schaub	D. Brees
Thu, 8/30/12	W 28-24	Minnesota	H	71,116	Reliant Stadium (closed)	Grass	NA	6:07 p.m. CT	J. Beck	J. Webb

**Regular Season (12-4 overall; 1st AFC South; 6-2 home; 6-2 away)**

Day, Date	W/L Score	Opponent	H/A/N	Attend.	Venue (Roof Status)	Surface	Temp.	Kickoff Time	Hou. QB	Opp. QB
Sun, 9/9/12	W 30-10	Miami	H	71,566	Reliant Stadium (closed)	Grass	NA	12:03 p.m. CT	M. Schaub	R. Tannehill
Sun, 9/16/12	W 27-7	Jacksonville	A	62,907	EverBank Field	Grass	83°	1:03 p.m. ET	M. Schaub	B. Gabbert
Sun, 9/23/12	W 31-25	Denver	A	76,566	Sports Authority at Mile High	Grass	84°	2:25 p.m. MT	M. Schaub	P. Manning
Sun, 9/30/12	W 38-14	Tennessee	H	71,581	Reliant Stadium (closed)	Grass	NA	12:03 p.m. CT	M. Schaub	J. Locker
Mon, 10/8/12	W 23-17	N.Y. Jets	A	79,088	MetLife Stadium	FieldTurf	52°	8:40 p.m. ET	M. Schaub	M. Sanchez
Sun, 10/14/12	L 24-42	Green Bay	H	71,702	Reliant Stadium (closed)	Grass	NA	7:30 p.m. CT	M. Schaub	A. Rodgers
Sun, 10/21/12	W 43-13	Baltimore	H	71,708	Reliant Stadium (closed)	Grass	NA	12:02 p.m. CT	M. Schaub	J. Flacco
Sun, 11/4/12	W 21-9	Buffalo	H	71,698	Reliant Stadium (closed)	Grass	NA	12:02 p.m. CT	M. Schaub	R. Fitzpatrick
Sun, 11/11/12	W 13-6	Chicago	A	62,410	Soldier Field	Grass	54°	7:31 p.m. CT	M. Schaub	J. Cutler
Sun, 11/18/12	W(OT)43-37	Jacksonville	H	71,676	Reliant Stadium (closed)	Grass	NA	12:03 p.m. CT	M. Schaub	B. Gabbert
Thu, 11/22/12	W(OT)34-31	Detroit	A	64,827	Ford Field	Field Turf	NA	12:39 p.m. ET	M. Schaub	M. Stafford
Sun, 12/2/12	W 24-10	Tennessee	A	69,143	LP Field	Grass	66°	12:02 p.m. CT	M. Schaub	J. Locker
Mon, 12/10/12	L 14-42	New England	A	68,756	Gillette Stadium	Field Turf	59°	8:40 p.m. ET	M. Schaub	T. Brady
Sun, 12/16/12	W 29-17	Indianapolis	H	71,702	Reliant Stadium (closed)	Grass	NA	12:02 p.m. CT	M. Schaub	A. Luck
Sun, 12/23/12	L 6-23	Minnesota	H	71,688	Reliant Stadium (closed)	Grass	NA	12:03 p.m. CT	M. Schaub	C. Ponder
Sun, 12/30/12	L 16-28	Indianapolis	A	66,957	Lucas Oil Stadium (closed)	Artificial	NA	1:02 p.m. ET	M. Schaub	A. Luck

**Postseason (1-1 overall; AFC Divisional; 1-0 home; 0-1 away)**

Day, Date	W/L Score	Opponent	H/A/N	Attend.	Venue (Roof Status)	Surface	Temp.	Kickoff Time	Hou. QB	Opp. QB
*Sat, 1/5/13	W 19-13	Cincinnati	H	71,738	Reliant Stadium (closed)	Grass	NA	3:35 p.m. CT	M. Schaub	A. Dalton
#Sun, 1/13/13	L 28-41	New England	A	68,756	Gillette Stadium	Field Turf	51°	4:40 p.m. ET	M. Schaub	T. Brady

\* - AFC Wild Card; # - AFC Divisional



RB Arian Foster's (left) touchdown and K Shayne Graham's (right) franchise postseason-record four field goals lifted the Texans to a 19-13 win over the Cincinnati Bengals in the AFC Wild Card game on Jan. 5, 2013.



## 2013

Head Coach: Gary Kubiak

### Preseason (3-1)

Day, Date	W/L	Score	Opponent	H/A/N	Attend.	Venue (Roof Status)	Surface	Temp.	Kickoff Time	Hou. QB	Opp. QB
Fri, 8/9/13	W	27-13	Minnesota	A	62,306	Mall of America at HHH	Series S5M	NA	7:00 p.m. CT	M. Schaub	C. Ponder
Sat, 8/17/13	W	24-17	Miami	H	71,141	Reliant Stadium (closed)	Grass	NA	7:07 p.m. CT	M. Schaub	R. Tannehill
Sun, 8/25/13	L	23-31	New Orleans	H	71,611	Reliant Stadium (closed)	Grass	NA	3:10 p.m. CT	M. Schaub	D. Brees
Thu, 8/29/13	W	24-6	Dallas	A	76,856	AT&T Stadium	FieldTurf	NA	7:07 p.m. CT	C. Keenum	K. Orton

### Regular Season (2-14 overall; 4th AFC South; 1-7 home; 1-7 away)

Day, Date	W/L	Score	Opponent	H/A/N	Attend.	Venue (Roof Status)	Surface	Temp.	Kickoff Time	Hou. QB	Opp. QB
Mon, 9/9/13	W	31-28	San Diego	A	59,522	Qualcomm Stadium	Grass	70°	7:25 p.m. PT	M. Schaub	P. Rivers
Sun, 9/15/13	W(OT)	30-24	Tennessee	H	71,718	Reliant Stadium (closed)	Grass	NA	12:03 p.m. CT	M. Schaub	J. Locker
Sun, 9/22/13	L	9-30	Baltimore	A	71,168	M&T Bank Stadium	SportExe	73°	1:03 p.m. ET	M. Schaub	J. Flacco
Sun, 9/29/13	L(OT)	20-23	Seattle	H	71,756	Reliant Stadium (closed)	Grass	NA	12:03 p.m. CT	M. Schaub	R. Wilson
Sun, 10/6/13	L	3-34	San Francisco	A	69,732	Candlestick Park	Grass	76°	5:34 p.m. PT	M. Schaub	C. Kaepernick
Sun, 10/13/13	L	13-38	St. Louis	H	71,104	Reliant Stadium (closed)	Grass	NA	12:03 p.m. CT	M. Schaub	S. Bradford
Sun, 10/20/13	L	16-17	Kansas City	A	74,118	Arrowhead Stadium	Grass	70°	3:26 p.m. CT	C. Keenum	A. Smith
Sun, 11/3/13	L	24-27	Indianapolis	H	71,778	Reliant Stadium (open)	Grass	60°	7:30 p.m. CT	C. Keenum	A. Luck
Sun, 11/10/13	L	24-27	Arizona	A	60,845	Univ. of Phoenix Stadium	Grass	NA	2:25 p.m. MT	C. Keenum	C. Palmer
Sun, 11/17/13	L	23-28	Oakland	H	71,726	Reliant Stadium (closed)	Grass	NA	12:03 p.m. CT	C. Keenum	M. McGloin
Sun, 11/24/13	L	6-13	Jacksonville	H	71,659	Reliant Stadium (closed)	Grass	NA	12:03 p.m. CT	C. Keenum	C. Henne
Sun, 12/1/13	L	31-34	New England	H	71,769	Reliant Stadium (open)	Grass	64°	12:02 p.m. CT	C. Keenum	T. Brady
Thu, 12/5/13	L	20-27	Jacksonville	A	60,414	EverBank Field	Grass	72°	8:29 p.m. ET	C. Keenum	C. Henne
Sun, 12/15/13	L	3-25	Indianapolis	A	65,470	Lucas Oil Stadium (closed)	FieldTurf	NA	1:02 p.m. ET	C. Keenum	A. Luck
Sun, 12/22/13	L	13-37	Denver	H	71,761	Reliant Stadium (open)	Grass	58°	12:02 p.m. CT	M. Schaub	P. Manning
Sun, 12/29/13	L	10-16	Tennessee	A	69,143	LP Field	Grass	53°	12:02 p.m. CT	M. Schaub	R. Fitzpatrick

## 2014

Head Coach: Bill O'Brien

### Preseason (2-2)

Day, Date	W/L	Score	Opponent	H/A/N	Attend.	Venue (Roof Status)	Surface	Temp.	Kickoff Time	Hou. QB	Opp. QB
Sat, 8/9/14	L	0-32	Arizona	A	60,540	Univ. of Phoenix Stadium	Grass	NA	5:37 p.m. MT	R. Fitzpatrick	C. Palmer
Sat, 8/16/14	W	32-7	Atlanta	H	71,644	NRG Stadium (closed)	Grass	NA	7:07 p.m. CT	R. Fitzpatrick	M. Ryan
Sat, 8/23/14	W	18-17	Denver	A	75,093	Sports Authority Field	Grass	75°	7:07 p.m. MT	R. Fitzpatrick	P. Manning
Thu, 8/28/14	L	13-40	San Francisco	H	71,408	NRG Stadium (closed)	Grass	NA	7:07 p.m. CT	C. Keenum	B. Gabbert

### Regular Season (9-7 overall; 2nd AFC South; 5-3 home; 4-4 away)

Day, Date	W/L	Score	Opponent	H/A/N	Attend.	Venue (Roof Status)	Surface	Temp.	Kickoff Time	Hou. QB	Opp. QB
Sun, 9/7/14	W	17-6	Washington	H	71,770	NRG Stadium (closed)	Grass	NA	12:03 p.m. CT	R. Fitzpatrick	R. Griffin
Sun, 9/14/14	W	30-14	Oakland	A	54,063	O.co Coliseum	Grass	67°	1:25 p.m. PT	R. Fitzpatrick	D. Carr
Sun, 9/21/14	L	17-30	N.Y. Giants	A	77,462	MetLife Stadium	UBU Series	70°	1:02 p.m. ET	R. Fitzpatrick	E. Manning
Sun, 9/28/14	W	23-17	Buffalo	H	71,756	NRG Stadium (closed)	Grass	NA	12:02 p.m. CT	R. Fitzpatrick	E. Manuel
Sun, 10/5/14	L(OT)	17-20	Dallas	A	91,159	AT&T Stadium (closed)	FieldTurf	NA	12:03 p.m. CT	R. Fitzpatrick	T. Romo
Thu, 10/9/14	L	28-33	Indianapolis	H	71,787	NRG Stadium (closed)	Grass	NA	7:26 p.m. CT	R. Fitzpatrick	A. Luck
Mon, 10/20/14	L	23-30	Pittsburgh	A	56,375	Heinz Field	Grass	57°	8:30 p.m. ET	R. Fitzpatrick	B. Roethlisberger
Sun, 10/26/14	W	30-16	Tennessee	A	69,143	LP Field	Grass	73°	12:03 p.m. CT	R. Fitzpatrick	Z. Mettenberger
Sun, 11/2/14	L	21-31	Philadelphia	H	71,780	NRG Stadium (closed)	Grass	NA	12:03 p.m. CT	R. Fitzpatrick	N. Foles
Sun, 11/16/14	W	23-7	Cleveland	A	67,431	FirstEnergy Stadium	Grass	34°	1:03 p.m. ET	R. Mallett	B. Hoyer
Sun, 11/23/14	L	13-22	Cincinnati	H	71,777	NRG Stadium (open)	Grass	71°	12:02 p.m. CT	R. Mallett	A. Dalton
Sun, 11/30/14	W	45-21	Tennessee	H	71,714	NRG Stadium (open)	Grass	76°	12:02 p.m. CT	R. Fitzpatrick	Z. Mettenberger
Sun, 12/7/14	W	27-13	Jacksonville	A	61,070	EverBank Field	Grass	61°	1:03 p.m. ET	R. Fitzpatrick	B. Bortles
Sun, 12/14/14	L	10-17	Indianapolis	A	65,148	Lucas Oil Stadium (closed)	FieldTurf	NA	1:02 p.m. ET	R. Fitzpatrick	A. Luck
Sun, 12/21/14	W	25-13	Baltimore	H	71,771	NRG Stadium (closed)	Grass	NA	12:02 p.m. CT	C. Keenum	J. Flacco
Sun, 12/28/14	W	23-17	Jacksonville	H	71,777	NRG Stadium (closed)	Grass	NA	12:03 p.m. CT	C. Keenum	B. Bortles



## 2015

Head Coach: Bill O'Brien

### Preseason (2-2)

Day, Date	W/L	Score	Opponent	H/A/N	Attend.	Venue (Roof Status)	Surface	Temp.	Kickoff Time	Hou. QB	Opp. QB
Sat, 8/15/15	W	23-0	San Francisco	H	71,403	NRG Stadium (closed)	Grass	NA	7:06 p.m. CT	B. Hoyer	C. Kaepernick
Sat, 8/22/15	L	10-14	Denver	H	71,533	NRG Stadium (closed)	Grass	NA	7:07 p.m. CT	R. Mallett	P. Manning
Sun, 8/30/15	W	27-13	New Orleans	A	72,998	Mercedes-Benz Superdome	UBU Series	75°	3:10 p.m. CT	B. Hoyer	D. Brees
Thu, 9/3/15	L	14-21	Dallas	A	85,067	AT&T Stadium	Artificial Turf	NA	7:07 p.m. CT	T. Savage	D. Vaughan

### Regular Season (9-7 overall; 1st AFC South; 5-3 home; 4-4 away)

Day, Date	W/L	Score	Opponent	H/A/N	Attend.	Venue (Roof Status)	Surface	Temp.	Kickoff Time	Hou. QB	Opp. QB
Sun, 9/13/15	L	20-27	Kansas City	H	71,776	NRG Stadium (closed)	Grass	NA	12:02 p.m. CT	B. Hoyer	A. Smith
Sun, 9/20/15	L	17-24	Carolina	A	73,254	Bank of America Stadium	Grass	88°	1:02 p.m. ET	R. Mallett	C. Newton
Sun, 9/27/15	W	19-9	Tampa Bay	H	71,718	NRG Stadium (closed)	Artificial Turf	NA	12:03 p.m. CT	R. Mallett	J. Winston
Sun, 10/4/15	L	21-48	Atlanta	A	69,904	Georgia Dome (closed)	Field Turf	NA	1:02 p.m. ET	R. Mallett	M. Ryan
Thu, 10/8/15	L	20-27	Indianapolis	H	71,732	NRG Stadium (closed)	Artificial Turf	NA	7:26 p.m. CT	R. Mallett	M. Hasselbeck
Sun, 10/18/15	W	31-20	Jacksonville	A	58,085	EverBank Field	Grass	73°	1:02 p.m. ET	B. Hoyer	B. Bortles
Sun, 10/25/15	L	26-44	Miami	A	65,251	Sun Life Stadium	Grass	84°	1:02 p.m. ET	B. Hoyer	R. Tannehill
Sun, 11/1/15	W	20-6	Tennessee	H	71,630	NRG Stadium (closed)	Artificial Turf	NA	12:02 p.m. CT	B. Hoyer	Z. Mettenberger
Mon, 11/16/15	W	10-6	Cincinnati	A	61,381	Paul Brown Stadium	UBU Series	53°	8:30 p.m. ET	B. Hoyer	A. Dalton
Sun, 11/22/15	W	23-7	N.Y. Jets	H	71,718	NRG Stadium (closed)	Artificial Turf	NA	12:02 p.m. ET	T. Yates	R. Fitzpatrick
Sun, 11/29/15	W	22-13	New Orleans	H	71,778	NRG Stadium (closed)	Artificial Turf	NA	12:02 p.m. CT	B. Hoyer	D. Brees
Sun, 12/6/15	L	21-45	Buffalo	A	68,544	Ralph Wilson Stadium	A-Turf Titan	47°	1:02 p.m. ET	B. Hoyer	T. Taylor
Sun, 12/13/15	L	13-27	New England	H	71,908	NRG Stadium (closed)	Artificial Turf	NA	7:31 p.m. CT	B. Hoyer	T. Brady
Sun, 12/20/15	W	17-10	Indianapolis	A	66,083	Lucas Oil Stadium (closed)	Artificial Turf	NA	1:02 p.m. ET	T. Yates	M. Hasselbeck
Sun, 12/27/15	W	25-13	Tennessee	A	62,153	Nissan Stadium	Artificial Turf	73°	12:02 p.m. CT	B. Weeden	Z. Mettenberger
Sun, 1/3/16	W	23-17	Jacksonville	H	71,899	NRG Stadium (closed)	Artificial Turf	NA	12:02 p.m. CT	B. Hoyer	B. Bortles

### Postseason (0-1 overall; AFC Wild Card; 0-1 home)

Day, Date	W/L	Score	Opponent	H/A/N	Attend.	Venue (Roof Status)	Surface	Temp.	Kickoff Time	Hou. QB	Opp. QB
Sat, 1/9/16	L	0-30	Kansas City	H	71,800	NRG Stadium (closed)	Artificial Turf	NA	3:35 p.m. CT	B. Hoyer	A. Smith



DL J.J. Watt (left) and LB Whitney Mercilus (middle) combined for 6.5 sacks in the Texans' AFC South-clinching victory over the Jacksonville Jaguars on Jan. 3, 2016.





## 2016

Head Coach: Bill O'Brien

### Preseason (4-0)

Day, Date	W/L	Score	Opponent	H/A/N	Attend.	Venue (Roof Status)	Surface	Temp.	Kickoff Time	Hou. QB	Opp. QB
Sun, 8/14/16	W	24-13	San Francisco	A	70,178	Levi's Stadium	Grass	84°	6:05 p.m. CT	B. Osweiler	B. Gabbert
Sat, 8/20/16	W	16-9	New Orleans	H	71,517	NRG Stadium (closed)	Artificial Turf	NA	7:08 p.m. CT	B. Osweiler	D. Brees
Sun, 8/28/16	W	34-24	Arizona	H	71,515	NRG Stadium (closed)	Artificial Turf	NA	3:25 p.m. CT	B. Osweiler	C. Palmer
Thu, 9/1/16	W	28-17	Dallas	A	81,016	AT&T Stadium	Artificial Turf	NA	7:07 p.m. CT	T. Savage	J. Showers

### Regular Season (9-7 overall; 1st AFC South; 7-1 home; 2-6 away)

Day, Date	W/L	Score	Opponent	H/A/N	Attend.	Venue (Roof Status)	Surface	Temp.	Kickoff Time	Hou. QB	Opp. QB
Sun, 9/11/16	W	23-14	Chicago	H	71,933	NRG Stadium (closed)	Artificial Turf	NA	12:05 p.m. CT	B. Osweiler	J. Cutler
Sun, 9/18/16	W	19-12	Kansas City	H	71,890	NRG Stadium (closed)	Artificial Turf	NA	12:02 p.m. CT	B. Osweiler	A. Smith
Thu, 9/22/16	L	0-27	New England	A	66,829	Gillette Stadium	Artificial Turf	68°	8:26 p.m. ET	B. Osweiler	J. Brissett
Sun, 10/2/16	W	27-20	Tennessee	H	71,815	NRG Stadium (closed)	Artificial Turf	NA	12:02 p.m. CT	B. Osweiler	M. Mariota
Sun, 10/9/16	L	13-31	Minnesota	A	66,683	U.S. Bank Stadium	Artificial Turf	NA	12:05 p.m. CT	B. Osweiler	S. Bradford
Sun, 10/16/16W(OT)	26-23	Indianapolis	H	71,891	NRG Stadium (closed)	Artificial Turf	NA	7:32 p.m. ET	B. Osweiler	A. Luck	
Mon, 10/24/16L	9-27	Denver	A	76,865	Sports Authority at Mile High	Grass	71°	6:30 p.m. MT	B. Osweiler	T. Siemian	
Sun, 10/30/16	W	20-13	Detroit	H	71,882	NRG Stadium (closed)	Artificial Turf	NA	12:03 p.m. CT	B. Osweiler	M. Stafford
Sun, 11/13/16	W	24-21	Jacksonville	A	62,091	EverBank Field	Grass	69°	1:05 p.m. ET	B. Osweiler	B. Bortles
Mon, 11/21/16L	20-27	Oakland	A	76,473	Estadio Azteca (Mexico City)	Grass	63°	7:30 p.m. CT	B. Osweiler	D. Carr	
Sun, 11/27/16	L	13-21	San Diego	H	71,897	NRG Stadium (closed)	Artificial Turf	NA	12:02 p.m. CT	B. Osweiler	P. Rivers
Sun, 12/4/16	L	13-21	Green Bay	A	77,867	Lambeau Field	DD GrassMaster	32°	12:02 p.m. CT	B. Osweiler	A. Rodgers
Sun, 12/11/16	W	22-17	Indianapolis	A	65,250	Lucas Oil Stadium	Artificial Turf	NA	1:02 p.m. ET	B. Osweiler	A. Luck
Sun, 12/18/16	W	21-20	Jacksonville	H	71,803	NRG Stadium (closed)	Artificial Turf	NA	12:03 p.m. CT	B. Osweiler	B. Bortles
Sat, 12/24/16	W	12-10	Cincinnati	H	71,836	NRG Stadium (closed)	Artificial Turf	NA	7:26 p.m. CT	T. Savage	A. Dalton
Sun, 1/1/17	L	17-24	Tennessee	A	65,205	Nissan Stadium	Grass	NA	12:02 p.m. CT	T. Savage	M. Cassel

### Postseason (1-1 overall; AFC Wild Card; 1-0 home; 0-1 away)

Day, Date	W/L	Score	Opponent	H/A/N	Attend.	Venue (Roof Status)	Surface	Temp.	Kickoff Time	Hou. QB	Opp. QB
Sat, 1/7/17	W	27-14	Oakland	H	71,790	NRG Stadium (closed)	Artificial Turf	NA	3:35 p.m. CT	B. Osweiler	C. Cook
Sat, 1/14/17	L	16-34	New England	A	66,829	Gillette Stadium	Artificial Turf	28°	8:15 p.m. ET	B. Osweiler	T. Brady



ILB Benardrick McKinney (center) and CB Johnathan Joseph (right) were the leading tacklers in Houston's 27-14 victory over the Oakland Raiders in the AFC Wild Card Round on Jan. 7, 2017. Joseph also added a game-high three passes defended.



## 2017

Head Coach: Bill O'Brien

### Preseason (1-2)

Day, Date	W/L	Score	Opponent	H/A/N	Attend.	Venue (Roof Status)	Surface	Temp.	Kickoff Time	Hou. QB	Opp. QB
Wed, 8/9/17	L	17-27	Carolina	A	72,100	Bank of America Stadium	Grass	81°	7:19 p.m. ET	T. Savage	D. Anderson
Sat, 8/19/17	W	27-23	New England	H	71,504	NRG Stadium (closed)	Artificial Turf	NA	7:07 p.m. CT	T. Savage	T. Brady
Sat, 8/26/17	L	10-13	New Orleans	A	73,064	Mercedes-Benz Superdome	Artificial Turf	NA	7:07 p.m. CT	T. Savage	D. Brees
Thu, 8/31/17	NA	0-0	Dallas								

\*Game cancelled due to Hurricane Harvey\*

### Regular Season (4-12 overall; 4th AFC South; 3-5 home; 1-7 away)

Day, Date	W/L	Score	Opponent	H/A/N	Attend.	Venue (Roof Status)	Surface	Temp.	Kickoff Time	Hou. QB	Opp. QB
Sun, 9/10/17	L	7-29	Jacksonville	H	71,710	NRG Stadium (closed)	Artificial Turf	NA	12:02 p.m. CT	T. Savage	B. Bortles
Thu, 9/14/17	W	13-9	Cincinnati	A	52,942	Paul Brown Stadium	Artificial Turf	69°	8:26 p.m. ET	D. Watson	A. Dalton
Sun, 9/24/17	L	33-36	New England	A	65,878	Gillette Stadium	Artificial Turf	84°	1:02 p.m. ET	D. Watson	T. Brady
Sun, 10/1/17	W	57-14	Tennessee	H	71,804	NRG Stadium (closed)	Artificial Turf	NA	12:02 p.m. CT	D. Watson	M. Mariota
Sun, 10/8/17	L	34-42	Kansas City	H	71,835	NRG Stadium (closed)	Artificial Turf	NA	7:31 p.m. CT	D. Watson	A. Smith
Sun, 10/15/17	W	33-17	Cleveland	H	71,815	NRG Stadium (closed)	Artificial Turf	NA	12:02 p.m. CT	D. Watson	K. Hogan
Sun, 10/29/17	L	38-41	Seattle	A	69,025	CenturyLink Field	Artificial Turf	50°	1:05 p.m. PT	D. Watson	R. Wilson
Sun, 11/5/17	L	14-20	Indianapolis	H	71,709	NRG Stadium (closed)	Artificial Turf	NA	12:02 p.m. CT	T. Savage	J. Brissett
Sun, 11/12/17	L	7-33	L.A. Rams	A	60,032	L.A. Memorial Coliseum	Grass	68°	1:05 p.m. PT	T. Savage	J. Goff
Sun, 11/19/17	W	31-21	Arizona	H	71,680	NRG Stadium (closed)	Artificial Turf	NA	12:02 p.m. CT	T. Savage	B. Gabbert
Mon, 11/27/17	L	16-23	Baltimore	A	70,357	M&T Bank Stadium	Grass	50°	8:30 p.m. ET	T. Savage	J. Flacco
Sun, 12/3/17	L	13-24	Tennessee	A	62,758	Nissan Stadium	Grass	60°	12:02 p.m. CT	T. Savage	M. Mariota
Sun, 12/10/17	L	16-26	San Francisco	H	71,802	NRG Stadium (closed)	Artificial Turf	NA	12:02 p.m. CT	T. Savage	J. Garoppolo
Sun, 12/17/17	L	7-45	Jacksonville	A	64,701	Everbank Field	Grass	72°	1:02 p.m. ET	T. Yates	B. Bortles
Mon, 12/25/17	L	6-34	Pittsburgh	H	71,842	NRG Stadium (closed)	Artificial Turf	NA	3:32 p.m. CT	T. Yates	B. Roethlisberger
Sun, 12/31/17	L	13-22	Indianapolis	A	60,557	Lucas Oil Stadium	Artificial Turf	NA	1:02 p.m. ET	T. Yates	J. Brissett



The Texans recorded their largest margin of victory in franchise history when they defeated the Tennessee Titans 57-14 in Week 4 of 2017. DB Andre Hal notched two interceptions in the contest as part of the team's total of four, which included one by LB Dylan Cole that was returned for a touchdown.



## 2018

Head Coach: Bill O'Brien

### Preseason (3-1)

Day, Date	W/L	Score	Opponent	H/A/N	Attend.	Venue (Roof Status)	Surface	Temp.	Kickoff Time	Hou. QB	Opp. QB
Thu, 8/9/18	W	17-10	Kansas City	A	58,465	Arrowhead Stadium	Grass	86°	7:31 p.m. CT	D. Watson	P. Mahomes
Sat, 8/18/18	W	16-13	San Francisco	H	71,312	NRG Stadium (closed)	Artificial Turf	NA	7:07 p.m. CT	D. Watson	J. Garoppolo
Sat, 8/25/18	L	20-21	L.A. Rams	A	60,862	L.A. Memorial Coliseum	Grass	80°	3:07 p.m. CT	D. Watson	S. Mannion
Thu, 8/30/18	W	14-6	Dallas	H	71,438	NRG Stadium (closed)	Artificial Turf	NA	7:07 p.m. CT	B. Weeden	C. Rush

### Regular Season (11-5 overall; 1st AFC South; 6-2 home; 5-3 away)

Day, Date	W/L	Score	Opponent	H/A/N	Attend.	Venue (Roof Status)	Surface	Temp.	Kickoff Time	Hou. QB	Opp. QB
Sun, 9/9/18	L	20-27	New England	A	65,878	Gillette Stadium	Artificial Turf	62°	12:02 p.m. CT	D. Watson	T. Brady
Sun, 9/16/18	L	17-20	Tennessee	A	62,372	Nissan Stadium	Grass	81°	12:02 p.m. CT	D. Watson	M. Mariota
Sun, 9/23/18	L	22-27	N.Y. Giants	H	71,838	NRG Stadium (closed)	Artificial Turf	NA	12:02 p.m. CT	D. Watson	E. Manning
Sun, 9/30/18	W	37-34	Indianapolis	A	57,716	Lucas Oil Stadium (open)	Artificial Turf	73°	12:03 p.m. CT	D. Watson	A. Luck
Sun, 10/7/18	W	19-16	Dallas	H	72,008	NRG Stadium (closed)	Artificial Turf	NA	7:22 p.m. CT	D. Watson	D. Prescott
Sun, 10/14/18	W	20-13	Buffalo	H	71,638	NRG Stadium (closed)	Artificial Turf	NA	12:02 p.m. CT	D. Watson	J. Allen
Sun, 10/21/18	W	20-7	Jacksonville	A	66,534	TIAA Bank Field	Grass	68°	12:03 p.m. CT	D. Watson	B. Bortles
Thu, 10/25/18	W	42-23	Miami	H	71,726	NRG Stadium (closed)	Artificial Turf	NA	7:22 p.m. CT	D. Watson	B. Osweiler
Sun, 11/4/18	W	19-17	Denver	A	76,270	Broncos Stadium at Mile High	Grass	53°	3:05 p.m. CT	D. Watson	C. Keenum
Sun, 11/18/18	W	23-21	Washington	A	61,593	FedExField	Grass	56°	12:05 p.m. CT	D. Watson	A. Smith
Mon, 11/26/18	W	34-17	Tennessee	H	71,826	NRG Stadium (closed)	Artificial Turf	NA	7:22 p.m. CT	D. Watson	M. Mariota
Sun, 12/2/18	W	29-13	Cleveland	H	71,741	NRG Stadium (closed)	Artificial Turf	NA	12:03 p.m. CT	D. Watson	B. Mayfield
Sun, 12/9/18	L	21-24	Indianapolis	H	71,814	NRG Stadium (closed)	Artificial Turf	NA	12:03 p.m. CT	D. Watson	A. Luck
Sat, 12/15/18	W	29-22	N.Y. Jets	A	77,982	MetLife Stadium	Artificial Turf	51°	3:30 p.m. CT	D. Watson	S. Darnold
Sun, 12/23/18	L	30-32	Philadelphia	A	69,696	Lincoln Financial Field	Grass	44°	12:02 p.m. CT	D. Watson	N. Foles
Sun, 12/30/18	W	20-3	Jacksonville	H	71,848	NRG Stadium (closed)	Artificial Turf	NA	12:02 p.m. CT	D. Watson	B. Bortles

### Postseason (0-1 overall; AFC Wild Card; 0-1 home)

Day, Date	W/L	Score	Opponent	H/A/N	Attend.	Venue (Roof Status)	Surface	Temp.	Kickoff Time	Hou. QB	Opp. QB
Sat, 1/5/19	L	7-21	Indianapolis	H	71,798	NRG Stadium (closed)	Artificial Turf	NA	3:35 p.m. CT	D. Watson	A. Luck



RB Lamar Miller piled up 103 rushing yards to help the Texans defeat the Browns on Dec. 2, 2018. The win marked Houston's ninth in a row on the season, setting a new franchise record for consecutive wins and making it the first team in NFL history to win nine straight games after starting a season 0-3.



## 2019

**Head Coach:** Bill O'Brien

**Preseason (1-3)**

Day, Date	W/L Score	Opponent	H/A/N	Attend.	Venue (Roof Status)	Surface	Temp.	Kickoff Time	Hou. QB	Opp. QB
Thu, 8/8/19	L 26-28	Green Bay	A	73,928	Lambeau Field	Hybrid Turf	74°	7:06 p.m. CT	J. Webb	C. Sullivan
Sat, 8/17/19	W 30-23	Detroit	H	71,283	NRG Stadium (closed)	Artificial Turf	NA	7:08 p.m. CT	D. Watson	J. Johnson
Sat, 8/24/19	L 0-34	Dallas	A	85,636	AT&T Stadium	Artificial Turf	NA	6:05 p.m. CT	D. Watson	D. Prescott
Thu, 8/29/19	L 10-22	L.A. Rams	H	71,162	NRG Stadium (closed)	Artificial Turf	NA	7:07 p.m. CT	J. Webb	B. Allen

**Regular Season (10-6 overall; 1st AFC South; 5-3 home; 5-3 away)**

Day, Date	W/L Score	Opponent	H/A/N	Attend.	Venue (Roof Status)	Surface	Temp.	Kickoff Time	Hou. QB	Opp. QB
Mon, 9/9/19	L 28-30	New Orleans	A	73,039	Mercedes-Benz Superdome	Artificial Turf	NA	6:10 p.m. CT	D. Watson	D. Brees
Sun, 9/15/19	W 13-12	Jacksonville	H	71,651	NRG Stadium (closed)	Artificial Turf	NA	12:02 p.m. CT	D. Watson	G. Minshew II
Sun, 9/22/19	W 27-20	L.A. Chargers	A	25,349	Dignity Health Sports Park	Grass	87°	1:25 p.m. PT	D. Watson	P. Rivers
Sun, 9/29/19	L 10-16	Carolina	H	71,699	NRG Stadium (closed)	Artificial Turf	NA	12:02 p.m. CT	D. Watson	K. Allen
Sun, 10/6/19	W 53-32	Atlanta	H	71,787	NRG Stadium (closed)	Artificial Turf	NA	12:02 p.m. CT	D. Watson	M. Ryan
Sun, 10/13/19	W 31-24	Kansas City	A	73,323	Arrowhead Stadium	Grass	56°	12:02 p.m. CT	D. Watson	P. Mahomes
Sun, 10/20/19	L 23-30	Indianapolis	A	59,977	Lucas Oil Stadium (open)	Artificial Turf	66°	1:02 p.m. ET	D. Watson	J. Brissett
Sun, 10/27/19	W 27-24	Oakland	H	71,893	NRG Stadium (closed)	Artificial Turf	NA	3:25 p.m. CT	D. Watson	D. Carr
Sun, 11/3/19	W 26-3	Jacksonville	N	84,771	Wembley Stadium	Grass	53°	2:35 p.m. GMT	D. Watson	G. Mishew II
Sun, 11/17/19	W 7-41	Baltimore	A	70,731	M&T Bank Stadium	Grass	44°	1:02 p.m. ET	D. Watson	L. Jackson
Thu, 11/21/19	W 20-17	Indianapolis	H	71,727	NRG Stadium (closed)	Artificial Turf	NA	7:20 p.m. CT	D. Watson	J. Brissett
Sun, 12/1/19	W 28-22	New England	H	72,025	NRG Stadium (closed)	Artificial Turf	NA	7:20 p.m. CT	D. Watson	T. Brady
Sun, 12/8/19	L 24-38	Denver	H	71,769	NRG Stadium (closed)	Artificial Turf	NA	12:02 p.m. CT	D. Watson	D. Lock
Sun, 12/15/19	W 24-21	Tennessee	A	65,265	Nissan Stadium	Grass	45°	12:02 p.m. CT	D. Watson	R. Tannehill
Sat, 12/21/19	W 23-20	Tampa Bay	A	49,036	Raymond James Stadium	Grass	73°	1:00 p.m. ET	D. Watson	J. Winston
Sun, 12/29/19	L 14-35	Tennessee	H	71,794	NRG Stadium (closed)	Artificial Turf	NA	3:25 p.m. CT	A. McCarron	R. Tannehill

**Postseason (1-1 overall; AFC Divisional; 1-0 home; 0-1 away)**

Day, Date	W/L Score	Opponent	H/A/N	Attend.	Venue (Roof Status)	Surface	Temp.	Kickoff Time	Hou. QB	Opp. QB
Sat, 1/4/20	W 22-19	Buffalo	H	71,699	NRG Stadium (closed)	Artificial Turf	NA	3:35 p.m. CT	D. Watson	J. Allen
Sun, 1/12/20	L 31-51	Kansas City	A	73,503	Arrowhead Stadium	Grass	29°	2:05 p.m. CT	D. Watson	P. Mahomes

## 2020

**Head Coach:** Bill O'Brien and Romeo Crennel (Interim)

**Regular Season (4-12 overall; 3rd AFC South; 2-6 home; 2-6 away)**

Day, Date	W/L Score	Opponent	H/A/N	Attend.	Venue (Roof Status)	Surface	Temp.	Kickoff Time	Hou. QB	Opp. QB
Thu, 9/10/20	L 20-34	Kansas City	A	15,895	Arrowhead Stadium	Grass	56°	7:28 p.m. CT	D. Watson	P. Mahomes
Sun, 9/20/20	L 16-33	Baltimore	H	0	NRG Stadium (closed)	Artificial Turf	NA	3:25 p.m. CT	D. Watson	L. Jackson
Sun, 9/27/20	L 21-28	Pittsburgh	A	0	Heinz Field	Grass	79°	1:02 p.m. ET	D. Watson	B. Roethlisberger
Sun, 10/4/20	L 23-31	Minnesota	H	12,102	NRG Stadium (closed)	Artificial Turf	NA	12:00 p.m. CT	D. Watson	K. Cousins
Sun, 10/11/20	W 30-14	Jacksonville	H	12,413	NRG Stadium (closed)	Artificial Turf	NA	12:03 p.m. CT	D. Watson	G. Mishew II
Sun, 10/18/20	L 36-42 (OT)	Tennessee	A	10,166	Nissan Stadium	Grass	61°	12:02 p.m. CT	D. Watson	R. Tannehill
Sun, 10/25/20	L 20-35	Green Bay	H	12,618	NRG Stadium (closed)	Artificial Turf	NA	12:02 p.m. CT	D. Watson	A. Rodgers
Sun, 11/8/20	W 27-25	Jacksonville	A	15,668	TIAA Bank Field	Grass	79°	1:02 p.m. ET	D. Watson	J. Luton
Sun, 11/15/20	L 7-10	Cleveland	A	10,613	FirstEnergy Stadium	Grass	59°	1:37 p.m. ET	D. Watson	B. Mayfield
Sun, 11/22/20	W 27-20	New England	H	12,503	NRG Stadium (open)	Artificial Turf	79°	12:02 p.m. CT	D. Watson	C. Newton
Thu, 11/26/20	W 41-25	Detroit	A	0	Ford Field	Artificial Turf	NA	12:35 p.m. ET	D. Watson	M. Stafford
Sun, 12/6/20	L 20-26	Indianapolis	H	12,316	NRG Stadium (open)	Artificial Turf	57°	12:02 p.m. CT	D. Watson	P. Rivers
Sun, 12/13/20	L 7-36	Chicago	A	0	Soldier Field	Grass	34°	12:02 p.m. CT	D. Watson	M. Trubisky
Sun, 12/20/20	L 20-27	Indianapolis	A	9,992	Lucas Oil Stadium	Artificial Turf	NA	1:02 p.m. ET	D. Watson	P. Rivers
Sun, 12/27/20	L 31-37	Cincinnati	H	12,344	NRG Stadium (closed)	Artificial Turf	NA	12:02 p.m. CT	D. Watson	B. Allen
Sun, 1/3/21	L 38-41	Tennessee	H	12,504	NRG Stadium (open)	Artificial Turf	66°	3:25 p.m. CT	D. Watson	R. Tannehill



## 2021

Head Coach: David Culley

### Preseason (2-1)

Day, Date	W/L Score	Opponent	H/A/N	Attend.	Venue (Roof Status)	Surface	Temp.	Kickoff Time	Hou. QB	Opp. QB
Sat, 8/14/21	W 26-7	Green Bay	A	72,348	Lambeau Field	Grass	78°	7:00 p.m. CT	T. Taylor	J. Love
Sat, 8/21/21	W 20-14	Dallas	A	72,720	AT&T Stadium (closed)	Artificial Turf	92°	7:08 p.m. CT	T. Taylor	G. Gilbert
Sat, 8/28/21	L 16-23	Tampa Bay	H	70,220	NRG Stadium (closed)	Artificial Turf	84°	7:07 p.m. CT	T. Taylor	T. Brady

### Regular Season (4-13 overall; 3rd AFC South; 2-7 home; 2-6 away)

Day, Date	W/L Score	Opponent	H/A/N	Attend.	Venue (Roof Status)	Surface	Temp.	Kickoff Time	Hou. QB	Opp. QB
Sun, 9/12/21	W 37-21	Jacksonville	H	68,105	NRG Stadium (closed)	Artificial Turf	87°	12:07 p.m. CT	T. Taylor	T. Lawrence
Sun, 9/19/21	L 21-31	Cleveland	A	67,431	FirstEnergy Stadium	Grass	75°	12:02 p.m. CT	T. Taylor	B. Mayfield
Thu, 9/23/21	L 9-24	Carolina	H	68,320	NRG Stadium (closed)	Artificial Turf	79°	7:23 p.m. CT	D. Mills	S. Darnold
Sun, 10/3/21	L 0-40	Buffalo	A	68,087	Highmark Stadium	Artificial Turf	67°	12:02 p.m. CT	D. Mills	J. Allen
Sun, 10/10/21	L 22-25	New England	H	68,450	NRG Stadium (closed)	Artificial Turf	85°	12:02 p.m. CT	D. Mills	M. Jones
Sun, 10/17/21	L 3-31	Indianapolis	A	57,947	Lucas Oil Stadium (open)	Artificial Turf	58°	12:04 p.m. CT	D. Mills	C. Wentz
Sun, 10/24/21	L 5-31	Arizona	A	60,297	State Farm Stadium (closed)	Grass	83°	3:25 p.m. CT	D. Mills	K. Murray
Sun, 10/31/21	L 22-38	L.A. Rams	H	66,013	NRG Stadium (closed)	Artificial Turf	73°	12:02 p.m. CT	D. Mills	M. Stafford
Sun, 11/7/21	L 9-17	Miami	A	60,232	Hard Rock Stadium	Grass	72°	12:02 p.m. CT	T. Taylor	J. Brissett
Sun, 11/21/21	W 22-13	Tennessee	A	67,395	Nissan Stadium	Grass	56°	12:02 p.m. CT	T. Taylor	R. Tannehill
Sun, 11/28/21	L 14-21	N.Y. Jets	H	65,120	NRG Stadium (closed)	Artificial Turf	56°	12:03 p.m. CT	T. Taylor	Z. Wilson
Sun, 12/5/21	L 0-31	Indianapolis	H	65,291	NRG Stadium (closed)	Artificial Turf	76°	12:02 p.m. CT	T. Taylor	C. Wentz
Sun, 12/12/21	L 13-33	Seattle	H	67,610	NRG Stadium (open)	Artificial Turf	55°	12:02 p.m. CT	D. Mills	R. Wilson
Sun, 12/19/21	W 30-16	Jacksonville	A	60,252	TIAA Bank Field	Grass	76°	12:02 p.m. CT	D. Mills	T. Lawrence
Sun, 12/26/21	W 41-29	L.A. Chargers	H	65,674	NRG Stadium (closed)	Artificial Turf	77°	12:02 p.m. CT	D. Mills	J. Herbert
Sun, 1/2/22	L 7-23	San Francisco	A	71,612	Levi's Stadium	Grass	64°	3:05 p.m. CT	D. Mills	T. Lance
Sun, 1/9/22	L 25-28	Tennessee	H	66,722	NRG Stadium (closed)	Artificial Turf	73°	12:02 p.m. CT	D. Mills	R. Tannehill

## 2022

Head Coach: Lovie Smith

### Preseason (3-0)

Day, Date	W/L Score	Opponent	H/A/N	Attend.	Venue (Roof Status)	Surface	Temp.	Kickoff Time	Hou. QB	Opp. QB
Sat, 8/13/22	W 17-13	New Orleans	H	69,477	NRG Stadium (closed)	Artificial Turf	86°	7:07 p.m. CT	D. Mills	A. Dalton
Sat, 8/19/22	W 24-20	L.A. Rams	A	70,554	SoFi Stadium (closed)	Artificial Turf	72°	9:07 p.m. CT	D. Mills	J. Wolford
Thur, 8/25/22	W 17-0	San Francisco	H	70,220	NRG Stadium (closed)	Artificial Turf	91°	7:16 p.m. CT	D. Mills	T. Lance

### Regular Season (3-13-1 overall; 4th AFC South; 0-7 home; 3-6 away)

Day, Date	W/L Score	Opponent	H/A/N	Attend.	Venue (Roof Status)	Surface	Temp.	Kickoff Time	Hou. QB	Opp. QB
Sun, 9/11/22	T 20-20	Indianapolis	H	69,415	NRG Stadium (closed)	Artificial Turf	88°	12:04 p.m. CT	D. Mills	M. Ryan
Sun, 9/18/22	L 9-16	Denver	A	76,191	Empower Field at Mile High	Grass	77°	1:25 p.m. CT	D. Mills	R. Wilson
Sun, 9/25/22	L 20-23	Chicago	A	60,592	Soldier Field	Grass	66°	12:02 p.m. CT	D. Mills	J. Fields
Sun, 10/2/22	L 24-34	L.A. Chargers	H	69,071	NRG Stadium (closed)	Artificial Turf	79°	12:03 p.m. CT	D. Mills	J. Herbert
Sun, 10/9/22	W 13-6	Jacksonville	A	60,018	TIAA Bank Field	Artificial Turf	80°	12:02 p.m. CT	D. Mills	T. Lawrence
Sun, 10/23/22	L 20-38	Las Vegas	A	61,228	Allegiant Stadium	Grass	63°	11:05 p.m. CT	D. Mills	D. Carr
Sun, 10/30/22	L 10-17	Tennessee	H	68,467	NRG Stadium (closed)	Artificial Turf	72°	3:05 p.m. CT	D. Mills	M. Willis
Thur, 11/3/22	L 17-29	Philadelphia	H	68,831	NRG Stadium (closed)	Artificial Turf	78°	7:15 p.m. CT	D. Mills	J. Hurts
Sun, 11/13/22	L 16-24	N.Y. Giants	A	71,615	MetLife Stadium	Artificial Turf	50°	12:02 p.m. CT	D. Mills	D. Jones
Sun, 11/20/22	L 10-23	Washington	H	65,865	NRG Stadium (closed)	Artificial Turf	50°	12:02 p.m. CT	D. Mills	T. Heinicke
Sun, 11/27/22	L 15-30	Miami	A	66,205	Hard Rock Stadium	Grass	87°	12:02 p.m. CT	K. Allen	T. Tagovailoa
Sun, 12/4/22	L 14-27	Cleveland	H	66,523	NRG Stadium (closed)	Artificial Turf	68°	12:02 p.m. CT	K. Allen	D. Watson
Sun, 12/11/22	L 23-27	Dallas	A	93,843	AT&T Stadium	Artificial Turf	54°	12:02 p.m. CT	D. Mills	D. Prescott
Sun, 12/18/22	L 24-30	Kansas City	H	70,541	NRG Stadium (closed)	Artificial Turf	54°	12:02 p.m. CT	J. Driskel	P. Mahomes
Sun, 12/24/22	W 19-14	Tennessee	A	66,634	Nissan Stadium	Grass	20°	1:02 p.m. CT	D. Mills	M. Willis
Sun, 1/1/23	L 3-31	Jacksonville	H	64,581	NRG Stadium (closed)	Artificial Turf	72°	12:02 p.m. CT	D. Mills	T. Lawrence
Sun, 1/8/23	W 32-31	Indianapolis	A	63,655	Lucas Oil Stadium	Artificial Turf	36°	12:02 p.m. CT	D. Mills	S. Ehlinger

# ALL-TIME HEAD COACH RECORDS



Name	Years	REGULAR SEASON				POSTSEASON			OVERALL				Div. Champ.
		W	L	T	Win %	W	L	Win %	W	L	T	Win %	
Dom Capers	2002-05	18	46	0	.281	0	0	.000	18	46	0	.281	0
Gary Kubiak	2006-13 <sup>^</sup>	61	64	0	.488	2	2	.500	63	66	0	.488	2
Wade Phillips	2013*	0	3	0	.000	0	0	.000	0	3	0	.000	0
Bill O'Brien	2014-2020 <sup>#</sup>	52	48	0	.520	2	4	.333	54	52	0	.509	4
Romeo Crennel	2020 <sup>+</sup>	4	8	0	.333	0	0	.000	4	8	0	.333	0
David Culley	2021	4	13	0	.235	0	0	.000	4	13	0	.235	0
Lovie Smith	2022	3	13	1	.176	0	0	.000	3	13	1	.176	0
<b>DeMeco Ryans</b>	<b>2023-Pres.</b>	<b>0</b>	<b>0</b>	<b>0</b>	<b>.000</b>	<b>0</b>	<b>0</b>	<b>.000</b>	<b>0</b>	<b>0</b>	<b>0</b>	<b>.000</b>	<b>0</b>
<b>TOTALS</b>		<b>142</b>	<b>195</b>	<b>1</b>	<b>.420</b>	<b>4</b>	<b>6</b>	<b>.400</b>	<b>146</b>	<b>201</b>	<b>1</b>	<b>.419</b>	<b>6</b>

<sup>^</sup> - Gary Kubiak coached the first 13 games of the 2013 season

\* - Wade Phillips served as interim head coach for the final three games of the 2013 season

<sup>#</sup> - Bill O'Brien coached the first four games of the 2020 season



DeMeco Ryans



Lovie Smith



David Culley



Romeo Crennel



Bill O'Brien



Wade Phillips



Gary Kubiak



Dom Capers

# TEXANS ATTENDANCE RECORDS & ALL-TIME SERIES TOTALS



## TOP 10 HOME ATTENDANCE

Attendance	Date	Opponent	Result
72,025	12/1/19	New England	W, 28-22
72,008	10/7/18	Dallas	W, 19-16 (OT)
71,933	9/11/16	Chicago	W, 23-14
71,908	12/13/15	New England	L, 27-6
71,899	1/3/16	Jacksonville	W, 30-6
71,897	11/27/16	San Diego	L, 21-13
71,893	10/27/19	Oakland	W, 27-24
71,891	10/16/16	Indianapolis	W, 26-23 (OT)
71,890	9/18/16	Kansas City	W, 19-12
71,882	10/30/16	Detroit	W, 20-13

## TOP 10 ROAD ATTENDANCE

Attendance	Date	Opponent	Result
93,843	12/11/22	Dallas	L, 23-27
91,159	10/5/14	Dallas	L, 20-17 (OT)
88,240	9/19/10	Washington	W, 30-27
84,771	11/3/19	Jacksonville	W, 26-3
79,088	10/8/12	N.Y. Jets	W, 23-17
78,843	11/21/10	N.Y. Jets	L, 30-27
78,485	11/5/06	N.Y. Giants	L, 14-10
77,982	12/15/18	N.Y. Jets	W, 29-22
77,875	12/5/04	N.Y. Jets	L, 29-7
77,867	12/4/16	Green Bay	L, 21-13

## OVERALL HOME ATTENDANCE (Regular season only)

Year	Games	Total	Average
2002	8	559,322	69,915
2003	8	563,748	70,468
2004	8	565,192	70,649
2005	8	562,397	70,300
2006	8	561,469	70,184
2007	8	564,159	70,520
2008	8	563,364	70,421
2009	8	564,864	70,608
2010	8	568,643	71,081
2011	8	571,969	71,496
2012	8	573,321	71,665
2013	8	573,271	71,659
2014	8	574,132	71,767
2015	8	574,159	71,769
<b>2016</b>	<b>8</b>	<b>574,947</b>	<b>71,868</b>
2017	8	574,197	71,775
2018	8	574,439	71,805
2019	8	574,499	71,812
2020	8	86,800	12,400
2021	9	601,305	66,811
2022	8	543,294	67,911

## OVERALL AWAY ATTENDANCE (Regular season only)

Year	Games	Total	Average
2002	8	502,400	62,800
2003	8	497,942	62,242
2004	8	544,857	68,107
2005	8	532,541	66,568
2006	8	524,974	65,622
2007	8	515,869	64,483
2008	8	512,254	64,032
2009	8	484,976	60,622
2010	8	539,982	67,498
2011	8	425,729	53,216
2012	8	540,654	67,582
2013	8	530,412	66,302
2014	8	541,851	67,732
2015	8	524,655	65,581
<b>2016</b>	<b>8</b>	<b>557,263</b>	<b>69,658</b>
2017	8	506,250	63,281
2018	8	538,041	67,255
2019	8	501,491	62,686
2020	8	62,334	12,466
2021	8	513,253	64,156
2022	9	619,981	68,886

# ALL-TIME SERIES TOTALS



### TEXANS vs. THE NFL

Team	W	L	T	Pct.
Regular Season	142	185	1	.432
Home games	81	87	1	.479
Road games	61	108	0	.360
vs. AFC	111	140	1	.440
vs. NFC	31	54	0	.364
vs. AFC South	57	67	1	.456
vs. AFC East	19	23	0	.452
vs. AFC North	17	25	0	.404
vs. AFC West	18	24	0	.428
vs. NFC East	6	18	0	.250
vs. NFC North	9	12	0	.428
vs. NFC South	11	9	0	.550
vs. NFC West	5	15	0	.250
September	28	41	1	.400
October	37	46	0	.445
November	35	45	0	.437
December	38	55	0	.408
January	4	8	0	.333
Sunday	128	175	1	.421
Monday	5	10	0	.333
Thursday	6	9	0	.400
Saturday	3	1	0	.750
Postseason	4	6	0	.400
Reg. & Postseason	146	201	1	.419

### TEXANS vs. THE AFC

Team	W	L	T	Pct.
<b>vs. AFC South</b>	<b>57</b>	<b>67</b>	<b>1</b>	<b>.456</b>
Indianapolis	10	31	1	.238
Jacksonville	28	14	0	.666
Tennessee	19	23	0	.452
<b>vs. AFC East</b>	<b>19</b>	<b>23</b>	<b>0</b>	<b>.452</b>
Buffalo	5	5	0	.500
Miami	8	3	0	.727
New England	3	9	0	.250
N.Y. Jets	3	6	0	.333
<b>vs. AFC North</b>	<b>17</b>	<b>24</b>	<b>0</b>	<b>.415</b>
Baltimore	2	9	0	.182
Cincinnati	6	5	0	.545
Cleveland	7	6	0	.538
Pittsburgh	2	5	0	.286
<b>vs. AFC West</b>	<b>18</b>	<b>24</b>	<b>0</b>	<b>.428</b>
Denver	3	6	0	.333
Kansas City	5	7	0	.416
L.A. Chargers	3	6	0	.333
Las Vegas	7	5	0	.583

### TEXANS vs. THE NFC

Team	W	L	T	Pct.
<b>vs. NFC East</b>	<b>6</b>	<b>18</b>	<b>0</b>	<b>.250</b>
Dallas	2	4	0	.333
N.Y. Giants	1	5	0	.166
Philadelphia	0	6	0	.000
Washington	3	3	0	.500
<b>vs. NFC North</b>	<b>9</b>	<b>12</b>	<b>0</b>	<b>.428</b>
Chicago	4	2	0	.666
Detroit	4	1	0	.800
Green Bay	1	4	0	.200
Minnesota	0	5	0	.000
<b>vs. NFC South</b>	<b>11</b>	<b>9</b>	<b>0</b>	<b>.550</b>
Atlanta	3	2	0	.600
Carolina	2	3	0	.400
New Orleans	2	3	0	.400
Tampa Bay	4	1	0	.800
<b>vs. NFC West</b>	<b>5</b>	<b>15</b>	<b>0</b>	<b>.250</b>
Arizona	2	3	0	.400
L.A. Rams	1	4	0	.200
San Francisco	1	4	0	.200
Seattle	1	4	0	.200

# ALL-TIME SERIES RESULTS



## ARIZONA CARDINALS

REGULAR SEASON: 2-3   HOME: 2-0   AWAY: 0-3					
	TEXANS	CARDINALS			ATT.
12/18/2005	H	30	19	W	70,024
10/11/2009	A	21	28	L	61,819
11/10/2013	A	24	27	L	60,845
11/19/2017	H	31	21	W	71,680
10/24/2021	A	5	31	L	60,297
		111	126		

## CAROLINA PANTHERS

REGULAR SEASON: 2-4   HOME: 1-3   AWAY: 1-1					
	TEXANS	PANTHERS			ATT.
11/2/2003	H	14	10	W	70,052
9/16/2007	A	34	21	W	73,665
12/18/2011	H	13	28	L	71,540
9/20/2015	A	17	24	L	73,254
9/29/2019	H	10	16	L	71,699
9/23/2021	H	9	24	L	68,320
		97	123		

## DALLAS COWBOYS

REGULAR SEASON: 2-4   HOME: 2-1   AWAY: 0-3					
	TEXANS	COWBOYS			ATT.
9/8/2002	H	19	10	W	69,604
10/15/2006	A	6	34	L	63,186
9/26/2010	H	13	27	L	71,456
10/5/2014	A	17	20	L(OT)	91,159
10/7/2018	H	19	16	W(OT)	72,008
12/11/2022	A	23	27	L	93,843
		97	134		

## ATLANTA FALCONS

REGULAR SEASON: 3-2   HOME: 3-0   AWAY: 0-2					
	TEXANS	FALCONS			ATT.
11/30/2003	H	17	13	W	70,388
9/30/2007	A	16	26	L	69,312
12/4/2011	H	17	10	W	71,545
10/4/2015	A	21	48	L	69,904
10/6/2019	H	53	32	W	71,787
		124	129		

## CHICAGO BEARS

REGULAR SEASON: 4-2   HOME: 2-0   AWAY: 2-2					
	TEXANS	BEARS			ATT.
12/19/2004	A	24	5	W	62,122
12/28/2008	H	31	24	W	70,838
11/11/2012	A	13	6	W	62,410
9/11/2016	H	23	14	W	71,933
12/13/2020	A	7	36	L	0
9/25/2022	A	20	23	L	60,592
		118	108		

## DENVER BRONCOS

REGULAR SEASON: 3-6   HOME: 1-2   AWAY: 2-4					
	TEXANS	BRONCOS			ATT.
11/7/2004	A	13	31	L	74,292
12/13/2007	H	31	13	W	70,747
12/26/2010	A	23	24	L	73,691
9/23/2012	A	31	25	W	76,566
12/22/2013	H	13	37	L	71,761
10/24/2016	A	9	27	L	76,865
11/4/2018	A	19	17	W	76,270
12/8/2019	H	24	38	L	71,769
9/18/2022	A	9	16	L	76,191
		172	228		

## BALTIMORE RAVENS

REGULAR SEASON: 2-9   HOME: 2-4   AWAY: 0-5					
	TEXANS	RAVENS			ATT.
12/15/2002	H	19	23	L	70,108
12/4/2005	A	15	16	L	69,909
11/9/2008	H	13	41	L	70,552
12/13/2010	H	28	34	L(OT)	71,413
10/16/2011	A	14	29	L	71,154
10/21/2012	H	43	13	W	71,708
9/22/2013	A	9	30	L	71,168
12/21/2014	H	25	13	W	71,771
11/27/2017	A	16	23	L	70,357
11/17/2019	A	7	41	L	70,731
9/20/2020	H	16	33	L	0
		205	296		

## CINCINNATI BENGALS

REGULAR SEASON: 6-5   HOME: 2-3   AWAY: 4-2					
	TEXANS	BENGALS			ATT.
11/3/2002	H	3	38	L	69,827
11/9/2003	A	27	34	L	50,437
10/2/2005	A	10	16	L	65,714
10/26/2008	H	35	6	W	70,112
10/18/2009	A	28	17	W	64,019
12/11/2011	A	20	19	W	41,202
11/23/2014	H	13	22	L	71,777
11/16/2015	A	10	6	W	61,381
12/24/2016	H	12	10	W	71,836
9/14/2017	A	13	9	W	52,942
12/27/2020	H	31	37	L	12,344
		202	214		

## DETROIT LIONS

REGULAR SEASON: 4-1   HOME: 2-0   AWAY: 2-1					
	TEXANS	LIONS			ATT.
9/19/2004	A	16	28	L	61,465
10/19/2008	H	28	21	W	70,081
11/22/2012	A	34	31	W(OT)	64,827
10/30/2016	H	20	13	W	71,882
11/26/2020	A	41	25	W	0
		139	118		

## GREEN BAY PACKERS

REGULAR SEASON: 1-4   HOME: 0-3   AWAY: 1-1					
	TEXANS	PACKERS			ATT.
11/21/2004	H	13	16	L	70,769
12/7/2008	A	24	21	W	70,245
10/14/2012	H	24	42	L	71,702
12/4/2016	A	13	21	L	77,867
10/25/2020	H	20	35	L	12,618
		94	135		

## BUFFALO BILLS

REGULAR SEASON: 5-5   HOME: 3-2   AWAY: 2-3					
	TEXANS	BILLS			ATT.
10/13/2002	H	24	31	L	70,120
11/16/2003	A	12	10	W	72,677
9/11/2005	A	7	22	L	71,781
11/19/2006	H	21	24	L	70,125
11/1/2009	A	31	10	W	69,790
11/4/2012	H	21	9	W	71,698
9/28/2014	H	23	17	W	71,756
12/6/2015	A	21	30	L	68,544
10/14/2018	H	20	13	W	71,638
10/3/2021	A	0	40	L	68,087
		180	206		

## CLEVELAND BROWNS

REGULAR SEASON: 7-6   HOME: 5-2   AWAY: 2-4					
	TEXANS	BROWNS			ATT.
10/20/2002	A	17	34	L	73,248
1/2/2005	H	14	22	L	70,724
10/30/2005	H	19	16	W	70,064
12/31/2006	H	14	6	W	70,097
11/25/2007	A	17	27	L	72,730
11/23/2008	A	16	6	W	72,077
11/6/2011	H	30	12	W	71,511
11/16/2014	A	23	7	W	67,431
10/15/2017	H	33	17	W	71,815
12/2/2018	H	29	13	W	71,741
11/15/2020	A	7	10	L	10,613
9/19/2021	A	21	31	L	67,431
12/4/2022	H	14	27	L	66,523
		254	228		

## INDIANAPOLIS COLTS

REGULAR SEASON: 10-32   HOME: 6-15   AWAY: 4-17					
	TEXANS	COLTS			ATT.
9/22/2002	H	3	23	L	69,204
12/1/2002	A	3	19	L	56,820
10/26/2003	A	21	30	L	56,132
12/28/2003	H	17	20	L	70,680
11/14/2004	A	14	49	L	56,511
12/12/2004	H	14	23	L	70,762
10/23/2005	H	20	38	L	70,621
11/13/2005	A	17	31	L	57,209
9/17/2006	A	24	43	L	56,614
12/24/2006	H	27	24	W	70,132
9/23/2007	H	24	30	L	70,765
12/23/2007	A	15	38	L	57,262
10/5/2008	H	27	31	L	70,118
11/16/2008	A	27	33	L	66,201
11/8/2009	A	17	20	L	66,033
11/29/2009	H	27	35	L	70,990
9/12/2010	H	34	24	W	70,974
11/1/2010	A	17	30	L	66,363
9/11/2011	H	34	7	W	71,444
12/22/2011	A	16	19	L	64,159



# ALL-TIME SERIES RESULTS



12/16/2012	H	29	17	W	71,702
12/30/2012	A	16	28	L	66,957
11/3/2013	H	24	27	L	71,778
12/15/2013	A	3	25	L	65,470
10/9/2014	H	28	33	L	71,787
12/14/2014	A	10	17	L	65,148
10/8/2015	H	20	27	L	71,732
12/20/2015	A	16	10	W	66,083
10/16/2016	H	26	23	W(OT)	71,891
12/11/2016	A	22	17	W	65,250
11/5/2017	H	14	20	L	71,709
12/31/2017	A	13	22	L	60,557
9/30/2018	A	37	34	W(OT)	57,716
12/9/2018	H	21	24	L	71,814
10/20/2019	A	23	30	L	59,977
11/21/2019	H	20	17	W	71,727
12/6/2020	H	20	26	L	12,316
12/20/2020	A	20	27	L	9,992
10/17/2021	A	3	31	L	57,947
12/5/2021	H	0	31	L	65,291
9/11/2022	H	20	20	L	69,415
1/8/2023	A	32	31	W	63,655

815 1104

### POSTSEASON: 0-1 | HOME: 0-1 | AWAY: 0-0

	TEXANS	COLTS	ATT.
1/5/2019	H	7	21
		7	21

### JACKSONVILLE JAGUARS

#### REGULAR SEASON: 28-14 | HOME: 15-6 | AWAY: 13-8

	TEXANS	JAGUARS	ATT.
10/27/2002	A	21	19
11/17/2002	H	21	24
9/28/2003	H	24	20
12/7/2003	A	0	27
10/31/2004	H	20	6
12/26/2004	A	21	0
11/6/2005	A	14	21
12/24/2005	H	20	38
10/22/2006	H	27	7
11/12/2006	A	13	10
10/14/2007	A	17	37
12/30/2007	H	42	28
9/28/2008	A	27	30
12/1/2008	H	30	17
9/27/2009	H	24	31
12/6/2009	A	18	23
11/14/2010	A	24	31
1/2/2011	H	34	17
10/30/2011	H	24	14
11/27/2011	A	20	13
9/16/2012	A	27	7
11/18/2012	H	43	37
11/24/2013	H	6	13
12/5/2013	A	20	27
12/7/2014	A	27	13
12/28/2014	H	23	17
10/18/2015	A	31	20
1/3/2016	H	30	6
11/13/2016	A	24	21
12/18/2016	H	21	20
9/10/2017	H	7	29
12/17/2017	A	7	45
10/21/2018	A	20	7
12/30/2018	H	20	3
9/15/2019	H	13	12
11/3/2019	N	26	3
10/11/2020	H	30	14

11/8/2020	A	27	25	W	15,668
9/12/2021	H	37	21	W	68,105
12/19/2021	A	30	16	W	60,252
10/9/2022	A	13	6	W	60,018
1/1/2023	H	3	31	L	64,581

### KANSAS CITY CHIEFS

#### REGULAR SEASON: 5-7 | HOME: 3-5 | AWAY: 2-2

	TEXANS	CHIEFS	ATT.
9/21/2003	H	14	42
9/26/2004	A	24	21
11/20/2005	H	17	45
9/9/2007	H	20	3
10/17/2010	H	35	31
10/20/2013	A	16	17
9/13/2015	H	20	27
9/18/2016	H	19	12
10/8/2017	H	34	42
10/13/2019	A	31	24
9/10/2020	A	20	34
12/18/2022	H	24	30

#### POSTSEASON: 0-2 | HOME: 0-1 | AWAY: 0-1

	TEXANS	CHIEFS	ATT.
1/9/2016	H	0	30
1/12/2020	A	31	51

### LAS VEGAS RAIDERS

#### REGULAR SEASON: 7-5 | HOME: 3-2 | AWAY: 4-3

	TEXANS	RAIDERS	ATT.
10/3/2004	H	30	17
12/3/2006	A	23	14
11/4/2007	A	24	17
12/21/2008	A	16	27
10/4/2009	H	29	6
10/3/2010	A	31	24
10/9/2011	H	20	25
11/17/2013	H	23	28
9/14/2014	A	30	14
11/21/2016	A	20	27
10/27/2019	H	27	24
10/23/2022	A	20	38

#### POSTSEASON: 1-0 | HOME: 1-0 | AWAY: 0-0

	TEXANS	RAIDERS	ATT.
1/7/2017	H	27	14

### LOS ANGELES CHARGERS

#### REGULAR SEASON: 3-6 | HOME: 1-4 | AWAY: 2-2

	TEXANS	CHARGERS	ATT.
9/15/2002	A	3	24
9/12/2004	H	20	27
10/28/2007	A	10	35
11/7/2010	H	23	29
9/9/2013	A	31	28
11/27/2016	H	13	21
9/22/2019	A	27	20
12/26/2021	H	41	29
10/2/2022	H	24	34

### LOS ANGELES RAMS

#### REGULAR SEASON: 1-4 | HOME: 0-3 | AWAY: 1-1

	TEXANS	RAMS	ATT.
11/27/2005	H	27	33
12/20/2009	A	16	13
10/13/2013	H	13	38
11/12/2017	A	7	33
10/31/2021	H	22	38

### MIAMI DOLPHINS

#### REGULAR SEASON: 8-3 | HOME: 5-0 | AWAY: 3-3

	TEXANS	DOLPHINS	ATT.
9/7/2003	A	21	20
10/1/2006	H	17	15
10/7/2007	H	22	19
10/12/2008	H	29	28
12/27/2009	A	27	20
9/18/2011	A	23	13
9/9/2012	H	30	10
10/25/2015	A	26	44
10/25/2018	H	42	23
11/7/2021	A	9	17
11/27/2022	A	15	30

### MINNESOTA VIKINGS

#### REGULAR SEASON: 0-5 | HOME: 0-3 | AWAY: 0-2

	TEXANS	VIKINGS	ATT.
10/10/2004	H	28	34
11/2/2008	A	21	28
12/23/2012	H	6	23
10/9/2016	A	13	31
10/4/2020	H	23	31

### NEW ENGLAND PATRIOTS

#### REGULAR SEASON: 3-9 | HOME: 3-4 | AWAY: 0-5

	TEXANS	PATRIOTS	ATT.
11/23/2003	H	20	23
12/17/2006	A	7	40
1/3/2010	H	34	27
12/10/2012	A	14	42
12/1/2013	H	31	34
12/13/2015	H	6	27
9/22/2016	A	0	27
9/24/2017	A	33	36
9/9/2018	A	20	27
12/1/2019	H	28	22
11/22/2020	H	27	20
10/10/2021	H	22	25

#### POSTSEASON: 0-2 | HOME: 0-0 | AWAY: 0-2

	TEXANS	PATRIOTS	ATT.
1/13/2013	A	28	41
1/14/2017	A	16	34

### NEW ORLEANS SAINTS

#### REGULAR SEASON: 2-3 | HOME: 2-0 | AWAY: 0-3

	TEXANS	SAINTS	ATT.
9/14/2003	A	10	31
11/18/2007	H	23	10
9/25/2011	A	33	40
11/29/2015	H	24	6
9/9/2019	A	28	30

# ALL-TIME SERIES RESULTS



## NEW YORK GIANTS

REGULAR SEASON: 1-5   HOME: 1-2   AWAY: 0-3				
	TEXANS	GIANTS		ATT.
11/24/2002	H	16	14	W 70,054
11/5/2006	A	10	14	L 78,485
10/10/2010	H	10	34	L 71,110
9/21/2014	A	17	30	L 77,462
9/23/2018	H	22	27	L 71,838
11/13/2022	A	16	24	L 71,615
		91	143	

## SEATTLE SEAHAWKS

REGULAR SEASON: 1-4   HOME: 1-2   AWAY: 0-2				
	TEXANS	SEAHAWKS		ATT.
10/16/2005	A	10	42	L 66,196
12/13/2009	H	34	7	W 70,380
9/29/2013	H	20	23	L(OT) 71,756
10/29/2017	A	38	41	L 69,025
12/12/2021	H	13	33	L 67,610
		115	146	

## WASHINGTON COMMANDERS

REGULAR SEASON: 3-3   HOME: 1-2   AWAY: 2-1				
	TEXANS	COMMANDERS		ATT.
12/22/2002	A	10	26	L 70,291
9/24/2006	H	15	31	L 70,069
9/19/2010	A	30	27	W(OT) 88,240
9/7/2014	H	17	6	W 71,770
11/18/2018	A	23	21	W 61,593
11/20/2022	H	10	23	L 65,865
		105	134	

## NEW YORK JETS

REGULAR SEASON: 3-6   HOME: 1-3   AWAY: 2-3				
	TEXANS	JETS		ATT.
10/19/2003	H	14	19	L 70,623
12/5/2004	A	7	29	L 77,875
11/26/2006	A	11	26	L 76,596
9/13/2009	H	7	24	L 70,118
11/21/2010	A	27	30	L 78,843
10/8/2012	A	23	17	W 79,088
11/22/2015	H	24	17	W 71,718
12/15/2018	A	29	22	W 77,982
11/28/2021	H	14	21	L 65,120
		156	205	

## TAMPA BAY BUCCANEERS

REGULAR SEASON: 4-1   HOME: 2-0   AWAY: 2-1				
	TEXANS	BUCCANEERS		ATT.
12/14/2003	A	3	16	L 65,124
12/9/2007	H	28	14	W 70,237
11/13/2011	A	37	9	W 56,037
9/27/2015	H	19	9	W 71,718
12/21/2019	A	23	20	W 49,036
		110	68	

## TENNESSEE TITANS

REGULAR SEASON: 19-23   HOME: 10-11   AWAY: 9-12				
	TEXANS	TITANS		ATT.
11/10/2002	A	10	17	L 68,804
12/29/2002	H	3	13	L 70,694
10/12/2003	A	17	38	L 68,809
12/21/2003	H	24	27	L 70,758
10/17/2004	A	20	10	W 68,932
11/28/2004	H	31	21	W 70,721
10/9/2005	H	20	34	L 70,430
12/11/2005	A	10	13	L 69,149
10/29/2006	A	22	28	L 69,143
12/10/2006	H	20	26	L(OT) 70,760
10/21/2007	H	36	38	L 70,734
12/2/2007	A	20	28	L 69,143
9/21/2008	A	12	31	L 69,143
12/14/2008	H	13	12	W 70,831
9/20/2009	A	34	31	W 69,143
11/23/2009	H	17	20	L 71,153
11/28/2010	H	20	0	W 70,855
12/19/2010	A	17	31	L 69,143
10/23/2011	A	41	7	W 69,143
1/1/2012	H	22	23	L 71,512
9/30/2012	H	38	14	W 71,581
12/2/2012	A	24	10	W 69,143
9/15/2013	H	30	24	W(OT) 71,718
12/29/2013	A	10	16	L 69,143
10/26/2014	A	30	16	W 69,143
11/30/2014	H	45	21	W 71,714
11/1/2015	H	20	6	W 71,630
12/27/2015	A	34	6	W 62,153
10/2/2016	H	27	20	W 71,815
1/1/2017	A	17	24	L 65,205
10/1/2017	H	57	14	W 71,804
12/3/2017	A	13	24	L 62,758
9/16/2018	A	17	20	L 62,372
11/26/2018	H	34	17	W 71,826
12/15/2019	A	24	21	W 65,265
12/29/2019	H	14	35	L 71,794
10/18/2020	A	36	42	L(OT) 10,166
1/3/2021	H	38	41	L 12,504
11/21/2021	A	22	13	W 67,395
1/9/2022	H	25	28	L 66,722
10/30/2022	H	10	17	L 68,467
12/24/2022	A	19	14	W 66,634
		993	891	

## PHILADELPHIA EAGLES

REGULAR SEASON: 0-6   HOME: 0-3   AWAY: 0-3				
	TEXANS	EAGLES		ATT.
9/29/2002	A	17	35	L 64,867
9/10/2006	H	10	24	L 70,180
12/2/2010	A	24	34	L 69,144
11/2/2014	H	21	31	L 71,780
12/23/2018	A	30	32	L 69,696
11/3/2022	H	17	29	L 68,831
		119	185	

## PITTSBURGH STEELERS

REGULAR SEASON: 2-5   HOME: 1-2   AWAY: 1-3				
	TEXANS	STEELERS		ATT.
12/8/2002	A	24	6	W 58,551
9/18/2005	H	7	27	L 70,742
9/7/2008	A	17	38	L 64,001
10/2/2011	H	17	10	W 71,585
10/20/2014	A	23	30	L 56,375
12/25/2017	H	6	34	L 71,842
9/27/2020	A	21	28	L 0
		115	173	

## SAN FRANCISCO 49ERS

REGULAR SEASON: 1-4   HOME: 1-1   AWAY: 0-3				
	TEXANS	49ERS		ATT.
1/1/2006	A	17	20	L(OT) 67,970
10/25/2009	H	24	21	W 70,820
10/6/2013	A	3	34	L 69,732
12/10/2017	H	16	26	L 71,802
1/2/2022	A	7	23	L 71,612
		67	124	





**^ DENOTES DRAFT PICK**

All appeared on the 53-man roster for at least one game

- A**
- 47 Abbate, Jon, LB, Wake Forest, 2007
  - 78 Aboushi, Oday, G, Virginia, 2015-16
  - 59 Acholonu, D.D., LB, Washington St., 2004
  - 74 Adams, Aaron, T, Eastern Kentucky, 2015
  - 19 Adams, Charlie, WR, Hofstra, 2006
  - 70 Adams, Jeff, T, Columbia, 2014-16
  - 89 Adams, Jerell, TE, South Carolina, 2019
  - 27 Adams, Mike, S, Delaware, 2019
  - 50 Adams, Tyrell, ILB, West Georgia, 2018-20
  - 37 Addae, Jahleel, S, Central Michigan, 2019
  - 97 Addison, Mario, DL, Troy, 2022
  - 52 ^Adibi, Xavier, LB, Virginia Tech, 2008-10
  - 88 ^Akins, Jordan, TE, Central Florida, 2018-22
  - 54 Alexander, Mister, ILB, Florida St., 2011-12
  - 22 Alexander, Roc, CB, Washington, 2006-07
  - 20 Allen, James, RB, Oklahoma, 2002
  - 30 Allen, Jason, CB, Tennessee, 2010-11
  - 79 Allen, Jeff, G, Illinois, 2016-17
  - 3 Allen, Kyle, QB, Houston, 2022
  - 98 Alufohai, Auzoyah, DT, West Georgia, 2020
  - 89 Amendola, Danny, WR, Texas Tech, 2021
  - 50 ^Anderson, Charlie, LB, Mississippi, 2004-07
  - 14/17/89 ^Anderson, David, WR, Colorado St., 2006-11
  - 27 Anderson, Jason, RB, South Dakota, 2005
  - 96 Anderson, Mark, DE, Alabama, 2010
  - 89 Anderson, Stephen, TE, California, 2016-17
  - 91 Ankrah, Jason, OLB, Nebraska, 2014
  - 9 Anger, Bryan, P, California, 2019-20
  - 30 Armstrong, Cornell, CB, Southern Mississippi, 2019-20
  - 87/88 Armstrong, Derick, WR, Arkansas-Monticello, 2003-05
  - 25 Arnold, Grayland, SS, Baylor, 2021-22
  - 37 Aubrey, Josh, S, Stephen F. Austin, 2014
  - 83 Auclair, Antony, TE, Laval, 2021
  - 61 Austin, Thomas, C, Clemson, 2011

- B**
- 93 ^Babin, Jason, LB, Western Michigan, 2004-06
  - 23 Bademosi, Johnson, CB, Stanford, 2018
  - 22 Ball, Alan, CB, Illinois, 2012
  - 39 ^Ballentine, Lonnie, S, Memphis, 2014-16
  - 33 Banks, Johnthan, CB, Mississippi State, 2017
  - 12 Banks, Tony, QB, Michigan St., 2002-05
  - 34 ^Barber, Dominique, FS, Minnesota, 2008-11
  - 51 Barber, Shawn, LB, Richmond, 2007
  - 67 Barry, Kevin, T, Arizona, 2007
  - 98 ^Barwin, Connor, DE/OLB, Cincinnati, 2009-12
  - 47 ^Baxter, Jarrrod, FB, New Mexico, 2002-04
  - 81 Baylis, Evan, TE, Oregon, 2017
  - 12 Beck, John, QB, BYU, 2012
  - 68 Bedell, Brad, T, Colorado, 2006
  - 33 Bell, Jason, CB, UCLA, 2002-05
  - 57 Bell, Marcus, LB, Arizona, 2004
  - 20 Benjamin, Eno, RB, Arizona State, 2022
  - 32 ^Bennett, Fred, CB, South Carolina, 2007-09
  - 57 Bentley, Kevin, LB, Northwestern, 2008-10
  - 62 Benzschawel, Beau, OL, Wisconsin, 2020
  - 68 Bergstrom, Tony, C, Utah, 2016
  - 50 Bing, Darnell, LB, USC, 2010
  - 88 Black, Avion, WR, Tennessee St., 2002
  - 71 Black, Jordan, T, Notre Dame, 2007
  - 90 ^Blacklock, Ross, DT, TCU, 2020-21
  - 97 Blackson, Angelo, DE, Auburn, 2017-19
  - 99 Blade, Willie, DE, Mississippi St., 2002
  - 28 ^Blue, Alfred, RB, LSU, 2014-18
  - 28 Boddy-Calhoun, Brian, CB, Minnesota, 2019
  - 56 ^Booker IV, Thomas, DL, Stanford, 2022
  - 16 ^Bonner, Alan, WR, Jacksonville St., 2013-15
  - 28 Boulware, Michael, S, Florida St., 2007
  - 21/34 Bouye, A.J., CB, Central Florida, 2013-16
  - 71 Boselli, Tony, T, USC, 2002
  - 7 Boyd, Shane, QB, Kentucky, 2007
  - 85 Bradford, Corey, WR, Jackson St., 2002-05
  - 50 Braman, Bryan, OLB, West Texas A&M, 2011-13
  - 65 Briisiel, Mike, G, Colorado State, 2007-11
  - 71 Britt, Justin, C, Missouri, 2021-22
  - 79 ^Brooks, Brandon, G, Miami (Ohio), 2012-15
  - 8 Brooks, Terrence, S, Florida State, 2021
  - 97 Brown, Andrew, DT, Virginia, 2020
  - 24 ^Brown, C.C., SS, Louisiana-Lafayette, 2005-08
  - 22 Brown, Chris, RB, Colorado, 2008-09
  - 76 ^Brown, Duane, T, Virginia Tech, 2008-17
  - 24 Brown, Eric, SS, Mississippi St., 2002-04
  - 48 Brown, Kourtnei, OLB, Clemson, 2015
  - 3 Brown, Kris, K, Nebraska, 2002-09
  - 67 ^Brown, Milford, G, Florida St., 2002-05

- 85 Brown, Pharaoh, TE, Oregon, 2020-22
- 22 Brown, Ronnie, RB, Auburn, 2014
- 98 Browner, Keith, DE, California, 2014
- 87 Bruener, Mark, TE, Washington, 2004-08
- 31 Buchanon, Phillip, CB, Miami, 2005-06
- 4 ^Bullock, Randy, K, Texas A&M, 2012-15
- 53 Bullough, Max, ILB, Michigan State, 2014-16
- 79 Bulman, Tim, DT, Boston College, 2006-11
- 28 Burkhead, Rex, RB, Nebraska, 2021-22
- 20 Burley, Marcus, CB, Delaware, 2017
- 22 ^Burns, Curry, FS, Louisville, 2003
- 39 Burton, Deante, CB, Kansas State, 2018
- 40 Busing, John, FS, Miami (OH), 2009
- 78 Butler, Rashad, T, Miami, 2007-12
- 89 Byrne, Jake, TE, Wisconsin, 2013

- C**
- 62 ^Caldwell, Antoine, C/G, Alabama, 2009-12
  - 17 Camp, Jalen, WR, Georgia Tech, 2021-22
  - 39 Campbell, Ibraheim, S, Northwestern, 2017
  - 53 Campbell, Khary, LB, Bowling Green, 2009
  - 60 Cann, A.J., G, South Carolina, 2022
  - 61 Cannon, Marcus, T, TCU, 2021
  - 36 ^Carmichael, Roc, CB, Virginia Tech, 2011-12
  - 8 ^Carr, David, QB, Fresno St., 2002-06
  - 59 Carroll, Travis, LB, Florida, 2003
  - 36 Carter, Chris, FS, Texas, 2002
  - 14 Carter, DeAndre, WR, Sacramento State, 2018-20
  - 75 Carter, Ron'Dell, LB, James Madison, 2021
  - 86 ^Casey, James, TE/FB, Rice, 2009-12
  - 53 Cashman, Blake, LB, Minnesota, 2022
  - 59 Chamberlin, Frank, LB, Boston College, 2005
  - 43 Chesley, Anthony, DB, Coastal Carolina, 2020
  - 72 Christian Sr., Geron, T, Louisville, 2021
  - 74 Clabo, Tyson, T, Wake Forest, 2014
  - 74/77 Clark, Chris, T, Southern Mississippi, 2015-17, 2019
  - 55 Clark, Danny, LB, Illinois, 2007
  - 1 Clemens, Kellen, QB, Oregon, 2011
  - 96 Clements, Chunky, NT, Illinois, 2017
  - 50 Clemons, Charlie, LB, Georgia, 2003
  - 58 ^Cliett, Reshard, ILB, South Florida, 2015
  - 90 ^Clowney, Jadeveon, DE/OLB, South Carolina, 2014-18
  - 40 Clutts, Tyler, FB, Fresno State, 2012
  - 18 Cobb, Randall, WR, Kentucky, 2020
  - 60/96 Cochran, Earl, DE, Alabama State, 2006-08
  - 95 Cody, Shaun, DT/NT, USC, 2009-12
  - 51 Cole, Dylan, ILB, Missouri State, 2017-20
  - 42 Coleman, Marcus, CB, Texas Tech, 2002-05
  - 53 Coley, Kevis, LB, Southern Mississippi, 2008
  - 38 Conley, Chris, WR, Georgia, 2022
  - 97 Collins, Maliek, DT, Nebraska, 2021-22
  - 12 ^Collins, Nico, WR, Michigan, 2021-22
  - 22 Colvin, Aaron, CB, Oklahoma, 2018-19
  - 45 Comella, Greg, FB, Stanford, 2003
  - 18 Conley, Chris, WR, Georgia, 2021
  - 22 Conley, Gareon, CB, Ohio State, 2019-20
  - 43 Cook, Jameel, FB, Illinois, 2006-07
  - 13 Cooks, Brandin, WR, Oregon State, 2020-22
  - 82 ^Coulter, Isaiah, WR, Rhode Island, 2020
  - 16 ^Coutee, Keke, WR, Texas Tech, 2018-20
  - 95 ^Covington, Christian, DE, Rice, 2015-18



**ILB Brian Cushing was named the AP Defensive Rookie of the Year in 2009 and is the Texans' all-time leading tackler (664).**

- 40 Cox, Curome, S, Maryland, 2007
- 28 ^Crawford, Xavier, CB, Central Michigan, 2019
- 93 ^Crick, Jared, DE, Nebraska, 2012-15
- 36 Cromartie, Marcus, S, Wisconsin, 2017
- 35 Crossen, Keion, CB, Western Carolina, 2019-20
- 41 ^Cunningham, Zach, ILB, Vanderbilt, 2017-21
- 56 ^Cushing, Brian, ILB, USC, 2009-17

- D**
- 75 Dalton, Lional, DT, Eastern Michigan, 2006
  - 8 Daniel, Trevor, P, Tennessee, 2018-19
  - 2 Daniels, B.J., QB, South Florida, 2015
  - 81 ^Daniels, Owen, TE, Wisconsin, 2006-13
  - 70 ^Davenport, Julián, T, Bucknell, 2017-18
  - 11 Davis, André, WR, Virginia Tech, 2007-10
  - 14 Davis, Davion, WR, Sam Houston, 2021
  - 37 ^Davis, Domanick, RB, LSU, 2003-06 (also known as Domanick Williams)
  - 90/97 Davis, Jason, DE, West Virginia, 2003, 2005
  - 60 Dawson, Curry, T, Angelo State, 2003
  - 87 Dawson, JaJuan, WR, Tulane, 2002
  - 36 Dayne, Ron, RB, Wisconsin, 2006-07
  - 31 Decoud, Treston, CB/S, Oregon State, 2017
  - 76 Deculus, Austin, T, LSU, 2022
  - 95 Deloach, Jerry, DE, California, 2002-05
  - 17 Delhomme, Jake, QB, La-Lafayette, 2011
  - 27/32/39 Demps, Quintin, SS, UTEP, 2010-12, 2015-16
  - 47 Demps, Will, FS, San Diego State, 2007-08
  - 81 Denham, Anthony, TE, Utah, 2014-15
  - 77 Denney, Ryan, DE, BYU, 2010
  - 28 Dennis, Pat, CB, La-Monroe, 2002-03
  - 50 Dent, Akeem, ILB, Georgia, 2014-16
  - 19 ^Dickerson, Dorin, WR, Pittsburgh, 2010
  - 54/91 ^Diles, Zac, LB, Kansas State, 2007-10, 2014
  - 36 ^Dillon, K.J., S, West Virginia, 2016
  - 52 Dobbins, Tim, ILB, Iowa State, 2011-13
  - 2 Dorsett II, Phillip, WR, Miami (Fla.), 2021-22
  - 66 Dorsey, Char-ron, T, Florida St., 2002
  - 85 Dreesen, Joel, TE, Colorado State, 2007-11
  - 6 Driskel, Jeff, QB, Louisiana Tech, 2021-22
  - 23/40 Drummond, Kurtis, S, Michigan State, 2015-17
  - 92 Dunn, Brandon, DT, Louisville, 2015-20
  - 98 Dwumfour, Michael, DT, Rutgers, 2021-22

- E**
- 26 ^Earl, Glenn, SS, Notre Dame, 2004-07
  - 16 Eberle, Dominik, K, Utah State, 2021
  - 33 Echemandu, Adimchinobi, RB, California 2007
  - 53 ^Ejiofor, Duke, OLB, Wake Forest, 2018-20
  - 60 Eldrenkamp, Jake, G, Washington, 2021
  - 38 Ellington, Andre, RB, Clemson, 2017
  - 12 Ellington, Bruce, WR, South Carolina, 2017
  - 56 Emanuel, Kyle, ILB, North Dakota State, 2020
  - 34 ^Ervin, Tyler, RB, San Jose State, 2016-18
  - 65 Evans, Brandon, G, Houston, 2004
  - 35 Evans, Leomont, SS, Clemson, 2002
  - 54 Evans, Troy, LB, Cincinnati, 2002-06

- F**
- 38 ^Faggins, DeMarcus, CB, Kansas St., 2002-08
  - 7 Fairbairn, Ka'imi, K, UCLA, 2016-21
  - 87 Fells, Darren, TE, California-Irvine, 2019-20
  - 25 Ferguson, Nick, SS, Georgia Tech, 2008-09
  - 87 ^Fiedorowicz, C.J., TE, Iowa, 2014-17
  - 39 Fields II, Mark, CB, Clemson, 2020
  - 14 Fitzpatrick, Ryan, QB, Harvard, 2014
  - 58 Flanagan, Mike, C, UCLA, 2006-07
  - 21 Fletcher, Jamar, CB, Wisconsin, 2007
  - 93 Flowers, Erik, LB, Arizona St., 2002
  - 58 Foley, Steve, LB, La-Monroe, 2003
  - 27 ^Foreman, D'Onta, RB, Texas, 2017-18
  - 56 Foreman, Jay, LB, Nebraska, 2002-04
  - 28 Forsett, Justin, RB, California, 2012
  - 23/27/37 Foster, Arian, RB, Tennessee, 2009-15
  - 45 Fox, Keyaron, LB, Georgia Tech, 2012
  - 38 Francis, Cobi, CB, Memphis, 2022
  - 20 Freeman, Robert, CB, Clark Atlanta, 2003
  - 26 Freeman, Royce, RB, Oregon, 2021-22
  - 77 Froholdt, Hjalte, OL, Arkansas, 2020
  - 75 ^Frye, Brandon, T, Virginia Tech, 2007
  - 15 ^Fuller V, Will, WR, Notre Dame, 2016-20
  - 61 Fuller, Kyle, C/G, Baylor, 2017
  - 73 Fulton, Zach, G, Tennessee, 2018-20

- G**
- 35 Gado, Samkon, RB, Liberty, 2006
  - 86 ^Gaffney, Jabar, WR, Florida, 2002-05
  - 29 Gaines, Phillip, CB, Rice, 2019-20
  - 7 Garcia, Jeff, QB, San Jose State, 2011
  - 66 Gardner, Andrew, T, Georgia Tech, 2011-13
  - 25 Garrett, Kevin, CB, SMU, 2006
  - 68 Giacomini, Breno, T, Louisville, 2017
  - 81 Gideon, Sherrod, WR, Southern Mississippi, 2002
  - 21 Gilchrist, Marcus, S, Clemson, 2017
  - 44 ^Gillaspia, Cullen, FB, Texas A&M, 2019-20
  - 39 Gipson Sr., Tashaun, S, Wyoming, 2019
  - 31 Glenn, Aaron, CB, Texas A&M, 2002-04



52 Gooden, Tavares, LB, Miami, 2013  
 70 Graham, DeMingo, G, Hofstra, 2002  
 88 ^Graham, Garrett, TE, Wisconsin, 2010-15  
 37 Graham, Ray, RB, Pittsburgh, 2013  
 17 Graham, Shayne, K, Virginia Tech, 2012  
 16 Gray, Deanté, WR, TCU, 2017  
 30 Green, Ahman, RB, Nebraska, 2007-08  
 90 ^Green, Howard, DT, LSU, 2002  
 77 Green, Jarvis, DE, LSU, 2010

## G (cont.)

14 Green, T.J., CB, Clemson, 2021  
 59 ^Green, Kenyon, G, Texas A&M, 2022  
 92 Green, Rasheem, DE, USC, 2022  
 52 ^Greenard, Jonathan, OLB, Florida, 2020-22  
 58 Greenhouse, Isaiah, LB, Northwestern State, 2010  
 56 Greenwood, Morlon, LB, Syracuse, 2005-08  
 84 ^Griffin, Ryan, TE, Connecticut, 2013-18  
 45 Griffith, Justin, FB, Mississippi State, 2010  
 41/43 Grimes, Jonathan, RB, William & Mary, 2012-16  
 5 Grossman, Rex, QB, Florida, 2009  
 51 Grugier-Hill, Kamu, LB, Eastern Illinois, 2021

## H

29 ^Hal, Andre, S, Vanderbilt, 2014-18  
 72 Hall, Barry, T, Middle Tennessee St., 2002  
 48 Hall, Nate, ILB, Northwestern, 2020  
 96 Hall, P.J., DT, Sam Houston State, 2020  
 34 Hairston, Troy, Central Michigan, 2022  
 17 Hamilton, Cobi, WR, Arkansas, 2017  
 17 Hansen, Chad, WR, California, 2020  
 35 Hansen, Jake, LB, Illinois, 2022  
 28/26 Hargreaves III, Vernon, CB, Florida, 2019-21  
 81 Harris, Atnaf, WR, CS-Northridge, 2002  
 26 ^Harris, Brandon, CB, Miami, 2011-13  
 48 Harris, Christian, LB, Alabama, 2022  
 82 Harris, Clark, TE, Rutgers, 2008  
 94 Harris, Demone, DE, Buffalo, 2021-22  
 91 Harris, Ra'Shon, NT, Oregon, 2012  
 68 Harris, Ryan, T, Notre Dame, 2012-13  
 31 ^Harrison, Brandon, S, Stanford, 2007-08  
 2 Hartmann, Brett, P, Central Michigan, 2011  
 93 Heath, Joel, DE, Michigan State, 2016-19  
 34 Hebert, Kyries, FS, La.-Lafayette, 2002  
 67 ^Heck, Charlie, T, North Carolina, 2020-22  
 50 Heeney, Ben, ILB, Kansas, 2017  
 8 Heinicke, Taylor, QB, Old Dominion, 2017  
 76 Henderson, Seantrel, T, Miami (Fla.), 2018-19  
 27 Henry, Chris, RB, Arizona, 2009  
 75 Herndon, Jimmy, T, Houston, 2002-03  
 43 Hewitt, Neville, LB, Marshall, 2021  
 87 ^Hill, Anthony, TE, North Carolina St., 2009-10  
 94 ^Hill, Charles, DT, Maryland, 2002  
 51 Hill-Grugier, Kamu, Eastern Illinois, 2021-22  
 27 Hilliard, Dontrell, RB, Tulane, 2020  
 93 Hinich, Kurt, DT, Notre Dame, 2022  
 63/55/57 ^Hodgdon, Drew, C, Arizona St., 2005-07  
 16 ^Holliday, Trindon, WR, LSU, 2010-12  
 25 ^Hollings, Tony, RB, Georgia Tech, 2003-05  
 89 Holloway, Jabari, TE, Notre Dame, 2002-03  
 10 ^Hopkins, DeAndre, WR, Clemson, 2013-19  
 29 Horton, Jason, CB, North Carolina A&T, 2007  
 58 Houston, Lamarr, OLB, Texas, 2017  
 83 Howard, O.J., TE, Alabama, 2022  
 71 ^Howard, Tytus, G/T, Alabama State, 2019-22  
 38 Howell, Buddy, RB, Florida Atlantic, 2018-20  
 7 Hoyer, Brian, QB, Michigan State, 2015  
 55 Hughes, Jerry, DE, TCU, 2022  
 33 Hunt, Akeem, RB, Purdue, 2015-16  
 72 Hunter, David, DE, Houston, 2012  
 34 Hutchins, Von, CB/FS, Mississippi, 2006-07  
 23 Hyde, Carlos, RB, Ohio State, 2019

## I

2 Ingram II, Mark, RB, Alabama, 2021  
 87 Inslay, Trevor, WR, Nevada-Reno, 2002  
 94 Ioane, Junior, DT, Arizona State, 2003-05

## J

25 ^Jackson, Kareem, CB/S, Alabama, 2010-18  
 62 Jackson, Scott, T, Brigham Young, 2006-08  
 53 James, Bradie, LB, LSU, 2012  
 31 James, Charles, CB, Charleston Southern, 2015-16  
 96/99 Jamison, Tim, DE, Michigan, 2009-14  
 18 Jean, Lestar, WR, Florida Atlantic, 2011-13  
 54 Jefferson, Willie, OLB, Stephen F. Austin, 2013  
 84 Jenkins, Darnell, WR, Miami, 2008  
 44 Jenkins, Jelani, ILB, Florida, 2017

50 Jenkins, Jordan, DE, Georgia, 2021  
 32/1 ^Johnson Jr., Lonnie, DB, Kentucky, 2019-21  
 80 ^Johnson, Andre, WR, Miami, 2003-14  
 89 Johnson, Bryant, WR, Penn State, 2011  
 13 Johnson, Damaris, WR, Tulsa, 2014  
 31 Johnson, David, RB, Northern Iowa, 2020-21  
 28 Johnson, Dennis, RB, Arkansas, 2013  
 25 Johnson, Derrick, CB, Washington, 2006  
 64 Johnson, Dorian, G, Pittsburgh, 2017  
 25 Johnson, Duke, RB, Miami (Fla.), 2019-20  
 93 Johnson, Jaleel, DT, Iowa, 2021-22  
 88 Johnson III, Johnny, WR, Oregon, 2022  
 5/8 Johnson, Josh, QB, San Diego, 2017  
 18 Johnson, Tyler, WR, Minnesota, 2022  
 18 Johnson, Tyrone, WR, Oklahoma State, 2022  
 30 ^Johnson, Kevin, CB, Wake Forest, 2015-18  
 63 Johnson, Roderick, T, Florida State, 2018-20  
 96 Johnson, Thomas, DT, Middle Tennessee State, 2006  
 75/99 ^Johnson, Travis, DT, Florida St., 2005-08  
 11 Johnson, Cameron, P, Ohio State, 2021-22  
 18 Jones, Andy, WR, Jacksonville, 2017  
 60 ^Jones, Ben, C, Georgia, 2012-15  
 20 Jones, Don, S, Arkansas State, 2016  
 5 Jones, Donnie, P, LSU, 2012  
 18 Jones, Dwaune, WR, Richmond, 2002  
 73 Jones, Garrick, T, Arkansas St., 2003-04  
 33 Jones, Greg, FB, Florida St., 2013  
 34 Jones, Taiwan, RB, Eastern Washington, 2019  
 12 ^Jones, Jacoby, WR, Lane College, 2007-11  
 83 ^Joppru, Bennie, TE, Michigan, 2003-05  
 9 ^Jordan, Brevin, TE, Miami (Fla.), 2021-22  
 24 Joseph, Johnathan, CB, South Carolina, 2011-19

## K

58 ^Kalambayi, Peter, ILB, Stanford, 2018-20  
 94 Kalu, N.D., DE, Rice, 2006-08  
 94 Kamalu, Ufomba, DE, Miami (Fla.), 2016-17  
 39 Karim, Deji, RB, Southern Illinois, 2013  
 60 Keathley, Michael, G, TCU, 2003  
 7 Keenum, Case, QB, Houston, 2013-14  
 53 Kegl, Stanford, LB, Purdue, 2010  
 64 Kelemete, Senio, G, Washington, 2018-20  
 88 Kent, Rashod, TE, Rutgers, 2003  
 51 ^Keo, Shiloh, S, Idaho, 2011-14  
 33 Kershaw, William, LB, Maryland, 2007  
 49 Keyes, Josh, ILB, Boston College, 2018  
 78 Killings, Cedric, DT, Carson-Newman, 2006-07  
 25 King II, Desmond, CB, Iowa, 2021-22  
 58 Kirksey, Christian, LB, Iowa, 2021-22  
 62 Kupper, Alex, C, Louisville, 2013

## L

42 Landrum, Chris, OLB, Jacksonville State, 2019  
 96 Langford, Kendall, DE, Hampton, 2017  
 58 Lamar, Jason, LB, Toledo, 2002  
 63/74 Lamm, Kendall, T, Appalachian State, 2015-18  
 44 Leach, Vonta, FB, East Carolina, 2006-10  
 9 Lecler, Shane, P, Texas A&M, 2013-17  
 9/11 Leinart, Matt, QB, USC, 2010-11  
 17 Lemon, Alec, WR, Syracuse, 2013  
 97 Lewis, Damione, DT, Miami, 2010  
 86 Lewis, Derrick, WR, San Diego State, 2006  
 84 Lewis, Jermaine, WR, Maryland, 2002  
 21 Lewis, Kendrick, S, Mississippi, 2014  
 54 Lewis, LaTroy, OLB, Tennessee, 2017  
 6 Lewis, Thad, QB, Duke, 2014  
 30 Lindsay, Phillip, RB, Colorado, 2021  
 93 Liuget, Corey, DT, Illinois, 2020  
 91 ^Lopez, Roy, DT, Arizona, 2021-22  
 20 ^Lord, Jammal, FS, Nebraska, 2004-05  
 62 Lorenti, Chris, C, Central Florida, 2002-03  
 33 ^Lundy, Wall, RB, Virginia, 2006  
 64 Lynch, Ben, C, California, 2003

## M

43 Mack, Elbert, CB, Troy, 2013-14  
 34 Mack, Stacey, RB, Temple, 2003  
 95 Maddox, Anthony, DT, Delta State, 2006-07  
 15 Maehl, Jeff, WR, Oregon, 2011  
 88 Malleck, Ryan, TE, Virginia Tech, 2017  
 15 Mallett, Ryan, QB, Arkansas, 2014-15  
 97 Malone, Alfred, DE, Troy, 2005-06  
 65 Mancz, Greg, C, Toledo, 2015-20  
 38 Manning, Danieal, S, Abilene Christian, 2011-14  
 57 Manning, Roy, LB, Michigan, 2006  
 54 Martin, Jacob, OLB, Temple, 2019-21  
 82 ^Martin, Keshawn, WR, Michigan State,

2012-15  
 66 ^Martin, Nick, C, Notre Dame, 2016-20  
 99 Martin, Steve, DT, Missouri, 2003  
 90 Martin, Terrance, DT, North Carolina St., 2003  
 17 Martinez, Glenn, WR, Saginaw Valley St., 2009  
 82 Mason, Derrick, WR, Michigan State, 2011  
 32 Mathieu, Tyrann, S, LSU, 2018  
 13 ^Mathis, Jerome, WR, Hampton, 2005-07  
 44 Maybin, Reeves, Jalen, Tennessee, 2022  
 53 Mays, Joe, ILB, North Dakota State, 2013  
 21/41 ^McCain, Brice, CB, Utah, 2009-13  
 2 McCarron, AJ, QB, Alabama, 2019-20  
 51 McClain, Jimmy, LB, Troy, 2002-03  
 97 McClain, Terrell, NT, South Florida, 2012-13  
 20 McCleon, Dexter, CB, Clemson, 2006  
 95 McClover, Stanley, DE, Auburn, 2008  
 3 McCown, Josh, QB, Sam Houston St., 2020  
 64 McCray, Justin, G, Central Florida, 2021-22  
 27/29 McCree, Marlon, FS, Kentucky, 2003-04  
 80 McDermott, Sean, TE/LS, Kansas, 2002  
 89 McFarland, Mike, TE, South Florida, 2015  
 11 McGloin, Matt, QB, Penn St., 2017  
 3 McGough, Alex, QB, Florida International, 2019  
 28 McKenzie, Chris, CB, Arizona St., 2005-06  
 55 ^McKinney, Benardrick, ILB, Mississippi State, 2015-20  
 76 McKinney, Steve, C, Texas A&M, 2002-07  
 22 ^McManis, Sherrick, CB, Northwestern, 2010-11  
 59 ^Mercilus, Whitney, OLB, Illinois, 2012-21  
 3 Miller, Anthony, WR, Memphis, 2021  
 82 Miller, Billy, TE, USC, 2002-04  
 13 ^Miller, Braxton, WR, Ohio State, 2016-17  
 26 Miller, Lamar, RB, Miami (Fla.), 2016-19  
 10 ^Mills, Davis, QB, Stanford, 2021-22  
 52 Mingo, Barkevious, OLB, LSU, 2019  
 92 ^Mitchell, Earl, DT, Arizona, 2010-13  
 59 Mitchell, Keith, LB, Texas A&M, 2002  
 39 Mitchell, Terrance, CB, Oregon, 2021  
 11 Mitchell Jr., Steven, WR, Southern California, 2018-20  
 21 Moats, Ryan, RB, Louisiana Tech, 2008-09  
 54/90 Mohamed, Mike, ILB, California, 2013-15  
 28 ^Molden, Antwaun, CB, Eastern Kentucky, 2008-10  
 57 Monk, Quincy, LB, North Carolina, 2004  
 57 ^Montgomery, Sam, DE, LSU, 2013  
 33 Moore Jr., A.J., S, Mississippi, 2018-21  
 15 Moore, Chris, WR, Cincinnati, 2021-22  
 43 Moore, Corey, S, Georgia, 2015-17  
 26 Moore, Rahim, FS, UCLA, 2015  
 22 Moreland, Jimmy, CB, James Madison, 2021  
 34 ^Moresy, Vernand, RB, Oklahoma State, 2005-06  
 11 Morgan, Donovan, WR, La.-Lafayette, 2005  
 77 Morris, Darius, G, Temple, 2011  
 26 Morris, Darryl, CB, Texas State, 2014-15  
 79 Morrissey, Jimmy, C, Pittsburgh, 2021-22  
 84 Moses, JJ, WR, Iowa State, 2003-04  
 84 Moulds, Eric, WR, Mississippi State, 2006  
 12 ^Mumphery, Keith, WR, Michigan State, 2015-16  
 83 Murphy, Frank, WR, Kansas St., 2002  
 81 Murphy, Matt, TE, Maryland, 2003-05  
 23 Murray, Eric, S, Minnesota, 2020-22  
 55 Myers, Chris, C, Miami, 2008-14

## N

57/72 Nading, Jesse, DE, Colorado St., 2008-12  
 16 Nall, Craig, QB, Northwestern St. (La.), 2008  
 21 Nelson, Steven, CB, Oregon State, 2022  
 32 Nelson Jr., Robert, CB, Arizona State, 2016  
 64 Newell, Mike, C, Colorado St., 2002  
 72/75 ^Newton, Derek, T, Arkansas St., 2011-16  
 56 Nickerson, Hardy, LB, Illinois, 2021  
 92 ^Nix III, Louis, NT, Notre Dame, 2014-15  
 53 Nixon, David, LB, BYU, 2010  
 75 Nkansah, Elijah, T, Toledo, 2019  
 33 ^Nolan, Troy, FS, Arizona State, 2009-12  
 44 Norris, Moran, FB, Kansas, 2002-05  
 8 Novak, Nick, K, Maryland, 2015-16

## O

27 Ogbonnaya, Chris, RB, Texas, 2011  
 33 Ogunbowale, Dare, RB, Wisconsin, 2022  
 99 Ogunleye, Adewale, DE, Indiana, 2010  
 97 ^Okam, Frank, DT, Texas, 2008-10  
 45 Okoronkwo, Ogbonna, DE, 2022  
 91 ^Okoye, Amobi, DT, Louisville, 2007-10



94 ^Omenihu, Charles, DE, Texas, 2019-21  
 42 Oporum, Toben, RB, Kansas, 2013  
 95 Orchard, Nate, DE, Utah, 2020  
 7 Orlovsky, Dan, QB, Connecticut, 2009-10  
 53 Orr, Shantee, LB, Michigan, 2003-07

## O (cont.)

17 Osweiler, Brock, QB, Arizona State, 2016  
 79 Overhauser, Chad, G, UCLA, 2002  
 36 Owens, Jonathan, S, Missouri Western State, 2019-22  
 57 ^Ozougwu, Cheta, OLB, Rice, 2011

## P

97 ^Pagan, Jeffrey, DE, Alabama, 2014-15  
 38 Parson, Mark, CB, Ohio, 2009  
 82 Paulsen, Logan, TE, UCLA, 2019  
 24 Paymah, Karl, CB, Washington State, 2010  
 91 Payne, Seth, DT, Cornell, 2002-06  
 71 Pearson, Mike, T, Florida, 2006  
 98 ^Peek, Antwan, LB, Cincinnati, 2003-06  
 52 Peters, Brian, ILB, Northwestern, 2015-18  
 55 Pettway, Kenneth, LB, Grambling St., 2005  
 40/27 Phillips, Scottie, RB, Mississippi, 2020-21  
 94 Pickett, Ryan, NT, Ohio State, 2014  
 31 Pierce, Dameon, RB, Florida, 2022  
 57 Pierre-Louis, Kevin, LB, Boston College, 2021-22  
 7 Pitre, Jalen, S, Baylor, 2022  
 48 Pittman, Bryan, LS, Washington, 2003-09  
 42 Pittman, David, CB, Northwestern St. (La.), 2008  
 69 ^Pitts, Chester, G/T, San Diego St., 2002-09  
 35 Pleasant, Eddie, S, Oregon, 2012-17  
 22 Polk, Chris, RB, Washington, 2015  
 51 Polk, DaShon, LB, Arizona, 2004-06  
 31 Pollard, Bernard, SS, Purdue, 2009-10  
 5 Porter, Quinton, QB, Boston College, 2006  
 98 Posey, Jeff, LB, So. Mississippi, 2002  
 11 ^Posey, DeVier, WR, Ohio State, 2012-14  
 95 Powe, Jerrell, NT, Mississippi, 2014  
 74 Powell, Jamal, C, TCU, 2003  
 53 President, Gimel, OLB, Illinois, 2017  
 69 Pressley, DeMario, DT, North Carolina State, 2010  
 45 ^Prosch, Jay, FB, Auburn, 2014-17  
 24 Prossie, C.J., RB, Notre Dame, 2020  
 85 Pruitt, MyCole, TE, Southern Illinois, 2017  
 88 Putzier, Jeb, TE, Boise State, 2006-07

## Q

77 ^Quessenberry, David, G, San Jose State, 2013-17  
 45 Quessenberry, Paul, FB, Navy, 2021  
 54 Quessenberry, Scott, C, UCLA, 2022  
 84 Quitoriano, Teagan, TE, Oregon State, 2022  
 29 ^Quin, Glover, CB/S, New Mexico, 2009-12  
 11 Quinn, Mike, QB, Stephen F. Austin, 2002-03  
 76 Qvale, Brent, G/T, Nebraska, 2020

## R

4 Rackers, Neil, K, Illinois, 2010-11  
 15/4 ^Ragone, Dave, QB, Louisville, 2003-05  
 68 Randall, Greg, T, Michigan State, 2003  
 75 ^Rankin, Martin, G, Mississippi State, 2018  
 19 Ratley, Damion, WR, Texas A&M, 2020  
 98 ^Reader, D.J., NT, Clemson, 2016-19  
 22 Redmond, Will, S, Mississippi State, 2022  
 58 ^Reed, Brooks, OLB, Arizona, 2011-14  
 20 Reed, Ed, FS, Miami, 2013  
 35 Reeves, Jacques, CB, Purdue, 2008-09  
 75 Reid, Jah, T, Central Florida, 2017  
 34 ^Reid, John, CB, Penn State, 2020  
 20 ^Reid, Justin, S, Stanford, 2018-21  
 70 Reyes, Tutan, G, Mississippi, 2009  
 22 Rice, Denzel, CB, Coastal Carolina, 2016  
 27 Richardson, Matt, CB, Arkansas, 2008  
 68 Riley, Victor, T, Auburn, 2005  
 95 Rivers, Derek, DE, Youngstown State, 2021-22  
 48 Rivers, Gerald, OLB, Mississippi, 2016  
 84 Rivers, Marcellus, TE, Oklahoma St., 2005  
 19 Roberts, Andre, WR, The Citadel, 2021  
 66/97 Robinson, Deljuan, DT, Mississippi State, 2007-09  
 23 ^Robinson, Dunta, CB, South Carolina, 2004-09  
 21 Roby, Bradley, CB, Ohio State, 2019-20  
 3 Rodgers, Amari, WR, Clemson, 2022  
 20 Rogers, Justin, CB, Richmond, 2013  
 20 Rolfe, Jumal, CB, Catawba, 2014-15  
 18 Rosenfels, Sage, QB, Iowa State, 2006-08  
 30 Routt, Stanford, CB, Houston, 2012  
 42 Russell, Brian, FS, San Diego State, 2009  
 83 Rutledge, Rod, TE, Alabama, 2002

97/54 Ruud, Barrett, ILB, Nebraska, 2012  
 59 ^Ryans, DeMeco, LB, Alabama, 2006-11

## S

66/74 Salaam, Ephraim, T, San Diego State, 2006-10  
 38 Samuels, Jaylen, RB, North Carolina State, 2021  
 21 Sanders, Lewis, CB, Maryland, 2005-06  
 37 Sapp, Cecil, RB, Colorado State, 2008  
 91 Sapp, Ricky, OLB, Clemson, 2013-14  
 3 ^Savage, Tom, QB, Pittsburgh, 2014-17  
 96 Savage-Lewis, Ira, DE, Baylor, 2019  
 57 Scarlett, Brennan, OLB, Stanford, 2016-20  
 74 Scharping, Max, G/T, Northern Illinois, 2019-21  
 65 Schau, Ryan, G, Illinois, 2002  
 8 Schaub, Matt, QB, Virginia, 2007-13  
 86 Schreck, Mason, TE, Buffalo, 2022  
 29 Scott, Guss, S, Florida, 2006  
 92 Sears, Corey, DE, Mississippi St., 2002-04  
 37 Shabazz, Al-Hajj, West Chester, 2016  
 55 Sharper, Jamie, LB, Virginia, 2002-04  
 51 ^Sharpton, Darryl, LB, Miami (Fla.), 2010-13  
 19 Shephard, Edell, WR, San Jose State, 2006  
 67 Sheppard, Malcolm, DT, Arkansas, 2010  
 18 Shorts III, Cecil, WR, Mount Union, 2015  
 30/22 Simmons, Jason, CB/S, Arizona St., 2002-07  
 51 Simon, John, OLB, Ohio State, 2014-16  
 70 Skipper, Dan, Arkansas, T, 2019  
 62 Slade, Chad, G, Auburn, 2015-17  
 20 ^Slaton, Steve, RB, West Virginia, 2008-11  
 79 Slechta, Jeremy, DT, Nebraska, 2003  
 16 Slye, Joey, K, Virginia Tech, 2021  
 47 Smelley, Brad, FB, Alabama, 2013  
 94 Smith, Antonio, DE, Oklahoma St., 2009-13, 2016  
 92 Smith, Chris, DE, Arkansas, 2021  
 90 Smith, D.J., OLB, Appalachian State, 2013  
 99 Smith, Robaire, DE, Michigan St., 2004-05  
 71 ^Smith, Shelley, G, Colorado State, 2010-11  
 24 Smith, Tremon, CB, Central Arkansas, 2021  
 17 Smith, Vyncint, WR, Limestone, 2018  
 74 Smith, Wade, G, Memphis, 2010-13  
 32 Spann, Chad, RB, Northern Illinois, 2013  
 59 Spearman, Argemis, LB, Mississippi, 2003  
 68 Spears, Marcus, T, Northwestern St., 2004  
 77 ^Spencer, Charles, T, Pittsburgh, 2006-07  
 78 Spikes, Cameron, G/T, Texas A&M, 2002  
 90 Stallworth, Taylor, DT, South Carolina, 2022  
 40 Stansbury, Ed, FB, UCLA, 2002  
 7 Stanley, Chad, P, Stephen F. Austin, 2002-06  
 29 Starling, Jawanza, FS, USC, 2013  
 17 Starling, Kendrick, WR, San Jose St., 2004  
 70 Steckler, Jordan, T, Northern Illinois, 2021  
 79 Steinmetz, David, T, Purdue, 2019  
 26 Stevens, Matt, FS, Appalachian St., 2002-03  
 68 Stevenson, Dan, G, Notre Dame, 2008  
 29 Stewart, M.J., S, North Carolina, 2022  
 91 Still, Devon, DE, Penn State, 2016  
 12 Stills, Kenny, WR, Oklahoma, 2019-20  
 24 Stingley Jr., Derek, CB, LSU, 2022  
 24 Stone, Geno, S, Iowa, 2020  
 42 Stone, Michael, FS, Memphis, 2006  
 53 Strachan, Connor, LB, Boston College, 2021  
 11 ^Strong, Jaelen, WR, Arizona State, 2015-17  
 84 Stross, Trey, WR, Iowa, 2010  
 64 ^Studdard, Kasey, G, Texas, 2007-11  
 71 ^Su'a-Filo, Xavier, G, UCLA, 2014-17  
 48 Supernaw, Phillip, TE, Ouachita Baptist, 2013  
 36 ^Swearinger, D.J., SS, South Carolina, 2013-14  
 2 ^Symons, B.J., QB, Texas Tech, 2004

## T

52 Tarpinian, Jeff, ILB, Iowa, 2013-14  
 43/44 Tate, Ben, RB, Auburn, 2010-13  
 27 Taylor, Chris, RB, Indiana, 2006-08  
 65 Taylor, Lane, G, Oklahoma State, 2021  
 5 Taylor, Tyrod, QB, Virginia Tech, 2021  
 96 Taylor, Vincent, DT, Oklahoma State, 2021  
 87 Thomas, Demaryius, WR, Georgia Tech, 2018  
 48 Thomas, Joe, LB, South Carolina State, 2021  
 83 ^Thomas, Jordan, TE, Mississippi State, 2018-19  
 28 Thomas, Michael, S, Stanford, 2020  
 77 Thomas, Tarlos, T, Florida St., 2002  
 4 Thomas, Tavierre, CB, Ferris State, 2021-22  
 44 Thompson, Carlos, OLB, Mississippi, 2015  
 51 Thompson, Chaun, LB, West Texas A&M, 2008-09  
 14 Thompson, Chris, WR, Florida, 2017  
 28 Tillman, Travares, FS, Georgia Tech, 2003  
 82 Toliver, Terrence, WR, LSU, 2011

22 Todman, Jordan, RB, Connecticut, 2017  
 66 Toner, Cole, G, Harvard, 2021  
 14 Townsel, Derrick, WR, Murray State, 2010  
 57 Tuggle, Justin, LB, Kansas State, 2013-15  
 78 Tunsil, Laremy, T, Mississippi, 2019-22  
 1 Turk, Matt, P, Wisconsin-Whitewater, 2007-11  
 34 Tyson, Mike, S, Cincinnati, 2018

## V

95 Vanderdoes, Eddie, NT, UCLA, 2019-20  
 10 Van Pelt, Bradlee, QB, Colorado St., 2006  
 21 Vaughn, Darrick, CB, S.W. Texas St., 2003  
 84 Veasy, Jordan, WR, California, 2021  
 61 Verdell, Toddrick, LB, Florida State, 2009  
 47 Vickers, Lawrence, FB, Colorado, 2011  
 27 Victorian, Josh, CB, Louisiana Tech, 2013

## W

71 Wade, Todd, T, Mississippi, 2004-05  
 37 Walker, Darius, RB, Notre Dame, 2007  
 55 Walker, DeMarcus, DE, Florida State, 2021  
 96 Walker, Gary, DE, Auburn, 2002-05  
 40 Walker, John, FS, USC, 2006  
 73 Walker, Josh, G, Middle Tennessee State, 2016  
 41/22 ^Walker, Ramon, SS, Pittsburgh, 2002-05  
 30 Wall, Jamar, CB, Texas Tech, 2010  
 32 ^Wallow, Garret, LB, TCU, 2021-22  
 85/83 Walter, Kevin, WR, Eastern Michigan, 2006-12  
 74 Walter, Tyson, G, Ohio State, 2005  
 78 ^Wand, Seth, T, N.W. Missouri St., 2003-05  
 32 Ward, Derrick, RB, Ottawa (Kan.), 2010-11  
 81 ^Warring, Kahale, TE, San Diego State, 2019-20  
 85 Washington, Nate, WR, Tiffin, 2015  
 77 Washington, Todd, C/G, Virginia Tech, 2003-05  
 49 Washington Jr., Tony, OLB, Oregon, 2015  
 91 ^Watkins, Carlos, DE, Clemson, 2017-20  
 4 ^Watson, Deshaun, QB, Clemson, 2017-21  
 40 Watson, Josh, LB, Colorado State, 2021  
 99 ^Watt, J.J., DE, Wisconsin, 2011-20  
 61/70 ^Weary, Fred, G, Tennessee, 2002-07  
 92/98 Weaver, Anthony, DE, Notre Dame, 2006-08  
 5 Webb III, Joe, QB, UAB, 2018-19  
 36 Webster, Kayvon, CB, South Florida, 2018  
 5/3 Weeden, Brandon, QB, Oklahoma State, 2015-16; 2018  
 46 Weeks, Jon, LS, Baylor, 2010-22  
 32 ^Wells, Jonathan, RB, Ohio St., 2002-05  
 63 White, Chris, C, Southern Mississippi, 2007-09  
 67 White, Cody, G, Illinois State, 2012-15  
 11 White, DeAndrew, WR, Alabama, 2017  
 19 Whitley, Isaac, WR, USC, 2019  
 72 Wiegert, Zach, T, Nebraska, 2003-06  
 75 Wilfork, Vince, NT, Miami (Fla.), 2015-16  
 73 ^Williams, Brennan, T, North Carolina, 2013  
 86 Williams, Harry, WR, Tuskegee, 2007-08  
 41 Williams, Jimmy, CB, Vanderbilt, 2008  
 23 Williams, Kevin, FS, Oklahoma State, 2002  
 40 Williams, Marcus, CB, North Dakota State, 2017

## W

71 Wade, Todd, T, Mississippi, 2004-05  
 90 ^Williams, Mario, DE, N.C. State, 2006-11  
 42 Williams, Torri, SS, Purdue, 2010  
 54 ^Williams, Trevardo, OLB, Connecticut, 2013  
 82 Williams, Wendall, WR, Cumberlands, 2016  
 69 Williams, Xavier, NT, Northern Iowa, 2021  
 59 Wilson, Eric, LB, Cincinnati, 2021  
 26 Wilson, Eugene, FS, Illinois, 2008-10  
 58 Winborn, Jamie, LB, Vanderbilt, 2009  
 73 ^Winston, Eric, T, Miami, 2006-11  
 72 Witzmann, Bryan, T, South Dakota State, 2014-15  
 52 Wong, Kailee, LB, Stanford, 2002-06  
 41 Wood, Cierre, RB, Notre Dame, 2013  
 56 Woodson, Xavier, ILB, Arkansas St., 2019  
 97 Worthen, Shawn, DT, TCU, 2002  
 13 Worthy, Chandler, WR, Troy, 2015  
 43 Wright, Kenny, CB, Northwestern State, 2002-04  
 25 Wynn, Dexter, CB, Colorado State, 2006-07

## Y

13/6 ^Yates, T.J., QB, North Carolina, 2011-13, 2015, 2017  
 73 Yeatman, Will, T, Maryland, 2014  
 20 Yiadom, Isaac, CB, Boston College, 2022  
 74 Young, Ryan, T, Kansas State, 2002

## Z

92 Zgonina, Jeff, DT, Purdue, 2007-09



- 1 Johnson Jr., Lonnie, CB, Kentucky, 2019-21 (Johnson Jr. also wore #32)  
Turk, Matt, P, Wisconsin Whitewater, 2007-11  
Clemens, Kellen, QB, Oregon, 2011
- 2 Dorsett II, Phillip, WR, Miami, 2021  
Ingram II, Mark, RB, Alabama, 2021  
McCarron, AJ, QB, Alabama, 2019-20  
Daniels, B.J., QB, South Florida, 2015  
Hartmann, Brett, P, Central Michigan, 2011  
Symons, B.J., QB, Texas Tech, 2004
- 3 Rodgers, Amari, WR, Clemson, 2022  
Dorsett II, Phillip, WR, Miami, 2022  
Miller, Anthony, WR, Memphis, 2021  
McCown, Josh, QB Sam Houston State, 2020  
McCough, Alex, QB, Florida International, 2019  
Weeden, Brandon, QB, Oklahoma State, 2018 (Weeden also wore #5)  
Savage, Tom, QB, Pittsburgh, 2014-16  
Brown, Kris, K, Nebraska, 2002-09  
Allen, Kyle, QB, Houston, 2022
- 4 Thomas, Tavierre, CB, Ferris State, 2021-22  
Watson, Deshaun, QB, Clemson, 2017-21  
Bullock, Randy, K, Texas A&M, 2012-15  
Rackers, Neil, K, Illinois, 2010-11  
Ragone, Dave, QB, Louisville, 2003-04 (Ragone also wore # 15)
- 5 Pitre, Jalen, S, Baylor, 2022  
Taylor, Tyrod, QB, Virginia Tech, 2021  
Webb III, Joe, QB, UAB, 2018-19  
Weeden, Brandon, QB, Oklahoma State, 2015-16 (Weeden also wore #3)  
Jones, Donnie, P, LSU, 2012  
Grossman, Rex, QB, Florida, 2009  
Porter, Quinton, QB, Boston College, 2006
- 6 Driskel, Jeff, QB, Louisiana Tech, 2021-22  
Yates, T.J., QB, North Carolina, 2015 (Yates also wore #13)  
Lewis, Thad, QB, Duke, 2014
- 7 Fairbairn, Ka'imi, K, UCLA, 2016-21  
Hoyer, Brian, QB, Michigan State, 2015  
Keenum, Case, QB, Houston, 2013-14  
Garcia, Jeff, QB, San Jose State, 2011  
Orlovsky, Dan, QB, Connecticut, 2009-10  
Boyd, Shane, QB, Kentucky, 2007  
Stanley, Chad, P, Stephen F. Austin, 2002-06
- 8 Brooks, Terrence, S, Florida State, 2021  
Daniel, Trevor, P, Tennessee, 2018-19  
Heinicke, Taylor, QB, Old Dominion, 2017  
Johnson, Josh, QB, San Diego, 2017 (Johnson also wore #5)  
Novak, Nick, K, Maryland, 2015-16  
Schaub, Matt, QB, Virginia, 2007-13  
Carr, David, QB, Fresno St., 2002-06
- 9 Jordan, Brevin, TE, Miami (Fla.), 2021-22  
Anger, Bryan, P, California, 2019-20  
Lechler, Shane, P, Texas A&M, 2013-17  
Leinart, Matt, QB, USC, 2010 (Leinart also wore #11)
- 10 Mills, Davis, QB, Stanford, 2021-22  
Hopkins, DeAndre, WR, Clemson, 2013-19  
Van Pelt, Bradlee, QB, Colorado State, 2006
- 11 Johnston, Cameron, P, Ohio State, 2021-22  
Mitchell Jr., Steven, USC, 2018-20  
White, DeAndrew, WR, Alabama, 2017  
McGloin, Matt, QB, Penn St., 2017  
Strong, Jaelen, WR, Arizona State, 2015-17  
Posey, DeVier, WR, Ohio State, 2012-14  
Leinart, Matt, QB, USC, 2011 (Leinart also wore #9)  
Davis, André, WR, Virginia Tech, 2007-10  
Morgan, Donovan, WR, La.-Lafayette, 2005  
Quinn, Mike, QB, Stephen F. Austin, 2002-03
- 12 Collins, Nico, WR, Michigan, 2021-22  
Stills, Kenny, WR, Oklahoma, 2019-20  
Ellington, Bruce, WR, South Carolina, 2017
- Mumphery, Keith, WR, Michigan State, 2015-16  
Beck, John, QB, BYU, 2012  
Jones, Jacoby, WR, Lane College, 2007-11  
Banks, Tony, QB, Michigan State, 2002-05
- 13 Cooks, Brandin, WR, Oregon State, 2020-22  
Miller, Braxton, WR, Ohio State, 2016-17  
Worthy, Chandler, WR, Troy, 2015  
Johnson, Damaris, WR, Tulsa, 2014-15  
Yates, T.J., QB, North Carolina, 2011-13 (Yates also wore #6)  
Mathis, Jerome, WR, Hampton, 2005-06
- 14 Davis, Davion, WR, Sam Houston, 2021  
Green, T.J., S, Clemson, 2021  
Carter, DeAndre, WR, Sacramento State, 2018-20  
Thompson, Chris, WR, Florida, 2017  
Fitzpatrick, Ryan, QB, Harvard, 2014  
Townsel, Derrick, WR, Murray State, 2010  
Anderson, David, WR, Colorado State, 2006 (Anderson also wore #17 and #89)
- 15 Moore, Chris, WR, Cincinnati, 2021-22  
Fuller V, Will, WR, Notre Dame, 2016-20  
Mallett, Ryan, QB, Arkansas, 2014-15  
Maehl, Jeff, WR, Oregon, 2011  
Ragone, Dave, QB, Louisville, 2005 (Ragone also wore #4)
- 16 Eberle, Dominik, K, Utah State, 2021  
Slye, Joey, K, Virginia Tech, 2021  
Coutee, Keke, WR, Texas Tech, 2018-20  
Gray, Deanté, WR, TCU, 2017  
Bonner, Alan, WR, Jacksonville State, 2013-15  
Holliday, Trindon, WR, LSU, 2010-12  
Nall, Craig, QB, Northwestern State (La.), 2008
- 17 Camp, Jalen, WR, Georgia Tech, 2021-22  
Hansen, Chad, WR, California, 2020  
Smith, Vyncint, WR, Limestone, 2018  
Hamilton, Coby, WR, Arkansas, 2017  
Osweiler, Brock, QB, Arizona State, 2016  
Lemon, Alec, WR, Syracuse, 2013  
Graham, Shayne, K, Virginia Tech, 2012  
Delhomme, Jake, QB, La.-Lafayette, 2011  
Anderson, David, QB, Colorado State, 2011 (Anderson also wore #14 and #89)  
Martinez, Glenn, WR, Saginaw Valley St., 2009  
Starling, Kendrick, WR, San Jose St., 2004
- 18 Johnson, Tyler, WR, Minnesota, 2022  
Johnson, Tyron, WR, Oklahoma State, 2022  
Conley, Chris, WR, Georgia, 2021-22  
Cobb, Randall, WR, Kentucky, 2020  
Jones, Andy, WR, Jacksonville, 2017  
Shorts III, Cecil, WR, Mount Union, 2015  
Jean, Lestar, WR, Florida Atlantic, 2011-13  
Rosenfels, Sage, QB, Iowa State, 2006-08  
Jones, Dwaune, WR, Richmond, 2002
- 19 Roberts, Andre, WR, The Citadel, 2021  
Ratley, Damion, WR, Texas A&M, 2020  
Whitney, Isaac, WR, USC, 2019  
Dickerson, Dorin, WR, Pittsburgh, 2010  
Shepherd, Edell, WR, San Jose St., 2006  
Adams, Charlie, WR, Hofstra, 2006
- 20 Yiadom, Isaac, CB, Boston College, 2022  
Benjamin, Eno, RB, Arizona State, 2022  
Reid, Justin, S, Stanford, 2018-21  
Burley, Marcus, CB, Delaware, 2017  
Jones, Don, S, Arkansas State, 2016  
Rolle, Jumal, CB, Catawba, 2014-15  
Rogers, Justin, CB, Richmond, 2013  
Reed, Ed, FS, Miami, 2013  
Carmichael, Roc, CB, Virginia Tech, 2012 (Carmichael also wore #36)  
Slaton, Steve, RB, West Virginia, 2008-11  
McCleon, Dexter, CB, Clemson, 2006  
Lord, Jammal, FS, Nebraska, 2004-05  
Freeman, Robert, CB, Clark Atlanta, 2003  
Allen, James, RB, Oklahoma, 2002
- 21 Nelson, Steven, CB, Oregon State, 2022  
Roby, Bradley, CB, Ohio State, 2019-20
- Gilchrist, Marcus, S, Clemson, 2017  
Bouye, A.J., CB, Central Florida, 2016 (Bouye also wore #34)  
Morris, Darryl, CB, Texas State, 2015 (Morris also wore #26)  
Lewis, Kendrick, S, Mississippi, 2014  
McCain, Brice, CB, Utah, 2010-13 (McCain also wore #41)  
Moats, Ryan, RB, Louisiana Tech, 2008-09  
Fletcher, Jamar, CB, Wisconsin, 2007  
Sanders, Lewis, CB, Maryland, 2005-06  
Vaughn, Darrick, CB, S.W. Texas St., 2003
- 22 Redmond, Will, S, Mississippi State, 2022  
Moreland, Jimmy, CB, James Madison, 2021  
Hilliard, Dontrell, RB, Tulane, 2020  
Conley, Gareon, CB, Ohio State, 2019-20  
Colvin, Aaron, CB, Oklahoma, 2018-19  
Todman, Jordan, RB, Connecticut, 2017  
Rice, Denzel, CB, Coastal Carolina, 2016  
Polk, Chris, RB, Washington, 2015  
Brown, Ronnie, RB, Auburn, 2014  
Ball, Alan, CB, Illinois, 2012  
McManis, Sherrick, CB, Northwestern, 2010-11  
Brown, Chris, RB, Colorado, 2008-09  
Simmons, Jason, S, Arizona St., 2007 (Simmons also wore #30)  
Alexander, Roc, CB, Washington, 2006  
Walker, Ramon, SS, Pittsburgh, 2005 (Walker also wore #41)  
Burns, Curry, SS, Louisville, 2003
- 23 Murray, Eric, S, Minnesota, 2020-22  
Hyde, Carlos, RB, Ohio State, 2019  
Bademosi, Johnson, CB, Stanford, 2018  
Drummond, Kurtis, S, Michigan State, 2016-17 (Drummond also wore #40)  
Foster, Arian, RB, Tennessee, 2010-15 (Foster also wore #27 and 37)  
Robinson, Dunta, CB, South Carolina, 2004-09  
Williams, Kevin, FS, Oklahoma State, 2002
- 24 Smith, Tremon, CB, Central Arkansas, 2021  
Stone, Geno, S, Iowa, 2020  
Proise, C.J., RB, Notre Dame, 2020  
Joseph, Johnathan, CB, South Carolina, 2011-19  
Paymah, Karl, CB, Washington State, 2010  
Brown, C.C., SS, La.-Lafayette, 2005-08  
Brown, Eric, SS, Mississippi St., 2002-04
- 25 Arnold, Grayland, SS, Baylor, 2021-22  
King II, Desmond, CB, Iowa, 2021  
Johnson, Duke, RB, Miami (Fla.), 2019-20  
Johnson, Kareem, CB/S, Alabama, 2010-18  
Ferguson, Nick, SS, Georgia Tech, 2008-09  
Wynn, Dexter, CB, Colorado State, 2006-07  
Johnson, Derrick, CB, Washington, 2006  
Garrett, Kevin, CB, SMU, 2006  
Hollings, Tony, RB, Georgia Tech, 2003-05
- 26 Freeman, Royce, RB, Oregon, 2021-22  
Hargreaves III, Vernon, CB, Florida, 2020-21 (Hargreaves III also wore #28)  
Miller, Lamar, RB, Miami (Fla.), 2016-19  
Moore, Rahim, FS, UCLA, 2015  
Morris, Darryl, CB, Texas State, 2014 (Morris also wore #21)  
Harris, Brandon, CB, Miami, 2011-13  
Wilson, Eugene, FS, Illinois, 2008-10  
Earl, Glenn, SS, Notre Dame, 2004-06  
Stevens, Matt, FS, Appalachian State, 2002-03
- 27 Phillips, Scottie, RB, Mississippi, 2020-21 (Phillips also wore #40)  
Adams, Mike, S, Delaware, 2019  
Foreman, D'Onta, RB, Texas, 2017-18  
Demps, Quintin, S, UTEP, 2011-12, 2015-16 (Demps also wore #38 and #32)  
Victorian, Josh, CB, Louisiana Tech, 2013  
Ogbonnaya, Chris, RB, Texas, 2011  
Henry, Chris, RB, Arizona, 2009  
Foster, Arian, RB, Tennessee, 2009 (Foster also wore #23 and #37)  
Richardson, Matteredal, CB, Arkansas, 2008



- Taylor, Chris, RB, Indiana, 2006  
Anderson, Jason, RB, South Dakota, 2004-05  
McCree, Marlon, FS, Kentucky, 2003  
(McCree also wore #29)
- 28** Burkhead, Rex, RB, Nebraska, 2021-22  
Thomas, Michael, S, Stanford, 2020  
Hargreaves III, Vernon, CB, Florida, 2019  
(Hargreaves III also wore #26)  
Boddy-Calhoun, Briean, CB, Minnesota, 2019  
Crawford, Xavier, CB, Central Michigan, 2019  
Blue, Alfred, RB, LSU, 2014-18  
Johnson, Dennis, RB, Arkansas, 2013  
Forsett, Justin, RB, California, 2012  
Molden, Antwaun, CB, 2008-10  
Boulware, Michael, S, Florida State, 2007  
McKenzie, Chris, CB, Arizona St., 2005-06  
Tillman, Travares, FS, Georgia Tech, 2003  
Dennis, Pat, CB, La.-Monroe, 2002
- 29** Stewart, M.J., S, North Carolina, 2022  
Gaines, Phillip, CB, Rice, 2019-20  
Hal, Andre, S, Vanderbilt, 2014-18  
Starling, Jawanza, FS, USC, 2013  
Quin, Glover, CB/SS, New Mexico, 2009-12  
Horton, Jason, CB, North Carolina, 2007  
Scott, Guss, FS, Florida, 2006  
McCree, Marlon, FS, Kentucky, 2004  
(McCree also wore #27)
- 30** Lindsay, Phillip, RB, Colorado, 2021  
Armstrong, Cornell, CB, Southern Mississippi, 2019-20  
Johnson, Kevin, CB, Wake Forest, 2015-18  
Routt, Stanford, CB, Houston, 2012  
Allen, Jason, CB, Tennessee, 2010-11  
Wall, Jamar, CB, Texas Tech, 2010  
Green, Ahman, RB, Nebraska, 2007-08  
Simmons, Jason, CB/S, Arizona St., 2002-06  
(Simmons also wore #22)
- 31** Pierce, Dameon, RB, Florida, 2022  
Johnson, David, RB, Northern Iowa, 2020-21  
Jamerson, Natrell, S, Wisconsin, 2018  
Decoud, Treston, CB/S, Oregon State, 2017  
James, Charles, CB, Charleston Southern, 2015-16  
Keo, Shiloh, FS, Idaho, 2011-14  
Pollard, Bernard, SS, 2009-10  
Harrison, Brandon, FS, 2008  
Buchanon, Phillip, CB, Miami (Fla.), 2005-06  
Glenn, Aaron, CB, Texas A&M, 2002-04
- 32** Wallow, Garret, LB, TCU, 2021-22  
Johnson Jr., Lonnie, CB, Kentucky, 2019-21  
(Johnson Jr. also wore #1)  
Mathieu, Tyrann, S, LSU, 2018  
Nelson Jr., Robert, CB, Arizona State, 2016  
Demps, Quintin, S, UTEP, 2015  
(Demps also wore #27 and #38)  
Spann, Chad, RB, Northern Illinois, 2013  
Ward, Derrick, RB, Ottawa (Kan.), 2010-11  
Bennett, Fred, CB, South Carolina, 2007-09  
Wells, Jonathan, RB, Ohio St., 2002-05
- 33** Ogunbowale, Dare, RB, Wisconsin, 2022  
Moore Jr., A.J., S, Mississippi, 2018-21  
Banks, Johnthan, CB, Mississippi State, 2017  
Hunt, Akeem, RB, Purdue, 2015-16  
Jones, Greg, FB, Florida State, 2013  
Nolan, Troy, FS, Arizona State, 2010-12  
(Nolan also wore #36)  
Echemandu, Adimchinobi, RB, California, 2007  
Lundy, Wali, RB, Virginia, 2006  
Bell, Jason, CB, UCLA, 2002-05
- 34** Hairston, Troy, Central Michigan, 2022  
Reid, John, CB, Penn State, 2020  
Jones, Taiwan, RB, Eastern Washington, 2019  
Tyson, Mike, S, Cincinnati, 2018  
Ervin, Tyler, RB, San Jose State, 2016-18  
Bouye, A.J., CB, Central Florida, 2013-15  
(Bouye also wore #21)  
Barber, Dominique, FS, Minnesota, 2008-11  
Hutchins, Von, CB/FS, Mississippi, 2007  
Morency, Vernand, RB, Oklahoma St., 2005-06  
Mack, Stacey, RB, Temple, 2003
- Hebert, Kyries, FS, La.-Lafayette, 2002
- 35** Hansen, Jake, LB, Illinois, 2022  
Arnold, Grayland, SS, Baylor, 2021  
Crossen, Keion, CB, Western Carolina, 2019-20  
Pleasant, Eddie, S, Oregon, 2013-17  
Reeves, Jacques, CB, Purdue, 2008-09  
Gado, Samkon, RB Liberty, 2006  
Evans, Leomont, SS, Clemson, 2002
- 36** Owens, Jonathan, S, Missouri Western State, 2019-22  
Webster, Kayvon, CB, South Florida, 2018  
Cromartie, Marcus, S, Wisconsin, 2017  
Dillon, K.J., S, West Virginia, 2016  
Swearinger, D.J., S, South Carolina, 2013-14  
Carmichael, Roc, CB, Virginia Tech, 2011  
(Carmichael also wore #20)  
Nolan, Troy, S, Arizona State, 2009  
(Nolan also wore #33)  
Dayne, Ron, RB, Wisconsin, 2006-07  
Carter, Chris, FS, Texas, 2002
- 37** Thomas, Tavierre, CB, Ferris State, 2021  
Addae, Jahleel, S, Central Michigan, 2019  
Hendy, A.J., S, Maryland, 2018  
Shabazz, Al-Haji, CB, West Chester, 2016  
Aubrey, Josh, S, Stephen F. Austin, 2014  
Graham, Ray, RB, Pittsburgh, 2013  
Foster, Arian, RB, Tennessee, 2009  
(Foster also wore #23 and #27)  
Sapp, Cecil, RB, Colorado State, 2008  
Walker, Darius, RB, Notre Dame, 2007  
Davis, Domanick, RB, LSU, 2003-06  
(also known as Domanick Williams)
- 38** Francis, Cobi, CB, Memphis, 2022  
Samuels, Jaylen, RB, North Carolina State, 2021  
Howell, Buddy, RB, Florida Atlantic, 2018-20  
Ellington, Andre, RB, Clemson, 2017  
Manning, Danieal, S, Abilene Christian, 2011-14  
Demps, Quintin, S, UTEP, 2010  
(Demps also wore #27 and #32)  
Parson, Mark, CB, Ohio, 2009  
Faggins, DeMarcus, CB, Kansas St., 2002-08
- 39** Mitchell, Terrance, CB, Oregon, 2021  
Fields II, Mark, CB, Clemson, 2020  
Gipson Sr., Tashaun, S, Wyoming, 2019  
Burton, Deante, S, Kansas State, 2018  
Campbell, Ibraheim, S, Northwestern, 2017  
Ballentine, Lonnie, S, Memphis, 2014-16  
Karim, Deji, RB, Southern Illinois, 2013
- 40** Watson, Josh, DE, Colorado State, 2021  
Phillips, Scottie, RB, Mississippi, 2020-21  
(Phillips also wore #27)  
Williams, Marcus, CB, North Dakota State, 2017  
Drummond, Kurtis, S, Michigan State, 2015  
(Drummond also wore #23)  
Clutts, Tyler, FB, Fresno State, 2012  
Busing, John, FS, Miami (OH), 2009  
Cox, Curome, S, Maryland, 2007  
Walker, John, FS, USC, 2006  
Stansbury, Ed, FB, UCLA, 2002
- 41** Cunningham, Zach, ILB, Vanderbilt, 2017-21  
Grimes, Jonathan, RB, William & Mary, 2013-16  
(Grimes also wore #43)  
Wood, Cierre, RB, Notre Dame, 2013  
McCain, Brice, CB, Utah, 2009  
(McCain also wore #21)  
Williams, Jimmy, CB, Vanderbilt, 2008  
Walker, Ramon, SS, Pittsburgh, 2002-04  
(Walker also wore # 22)
- 42** Landrum, Chris, OLB, Jacksonville St., 2019  
Opurum, Toben, FB, Kansas, 2013  
Williams, Torri, SS, Purdue, 2010  
Russell, Brian, FS, San Diego State, 2009  
Pittman, David, CB, Northwestern State (La.), 2008  
Stone, Michael, FS, Memphis, 2006  
Coleman, Marcus, FS, Texas Tech, 2002-05
- 43** Hewitt, Neville, LB, Marshall, 2021
- Chesley, Anthony, CB, Coastal Carolina, 2020  
Moore, Corey, S, Georgia, 2015-17  
Mack, Elbert, CB, Troy, 2013-14  
Grimes, Jonathan, RB, William & Mary, 2012  
(Grimes also wore #41)  
Tate, Ben, RB, Auburn, 2010  
(Tate also wore #44)  
Cook, Jameel, FB, Illinois, 2006-07  
Wright, Kenny, CB, Northwestern St., 2002-04
- 44** Maybin, Reeves, Jalen, Tennessee, 2022  
Gillaspia, Cullen, FB, Texas A&M, 2019-20  
Jenkins, Jelani, ILB, Florida, 2017  
Thompson, Carlos, OLB, Mississippi, 2015  
Tate, Ben, RB, Auburn, 2011-13  
(Tate also wore #43)  
Leach, Vonta, FB, East Carolina, 2006-10  
Norris, Moran, FB, Kansas, 2002-05
- 45** Quessenberry, Paul, FB, Navy, 2021  
Prosch, Jay, FB, Auburn, 2014-17  
Fox, Keyaron, LB, Georgia Tech, 2012  
Griffith, Justin, FB, Mississippi State, 2010  
Comella, Greg, FB, Stanford, 2003
- 46** Weeks, Jon, LS, Baylor, 2010-22



**LS Jon Weeks, a 2016 Pro Bowl selection, is the only player in franchise history to wear No. 46 and holds the record for the most games played in Texans history (210).**

- 47** Smelley, Brad, FB, Alabama, 2013  
Vickers, Lawrence, FB, Colorado, 2011  
Demps, Will, FS, San Diego State, 2007-08  
Abbate, Jon, LB, Wake Forest, 2007  
Baxter, Jarrod, FB, New Mexico, 2002-04
- 48** Harris, Christian, LB, Alabama, 2022  
Thomas, Joe, LB, South Carolina State, 2021  
Hall, Nate, ILB, Northwestern, 2020  
Rivers, Gerald, OLB, Mississippi, 2016  
Brown, Kourtnei, OLB, Clemson, 2015  
Supernaw, Phillip, TE, Ouachita Baptist, 2013  
Pittman, Bryan, LS, Washington, 2003-09
- 49** Keyes, Josh, ILB, Boston College, 2018  
Washington, Tony, OLB, Oregon, 2015-16
- 50** Jenkins, Jordan, DE, Georgia, 2021  
Adams, Tyrell, ILB, West Georgia, 2018-20  
Heaney, Ben, ILB, Kansas, 2017  
Dent, Akeem, ILB, Georgia, 2014-16  
Braman, Bryan, OLB, West Texas A&M, 2011-13  
Bing, Darnell, LB, USC, 2010  
Anderson, Charlie, LB, Mississippi, 2004-07  
Clemons, Charlie, LB, Georgia, 2003
- 51** Grugier-Hill, Kamu, LB, Eastern Illinois, 2021-22  
Cole, Dylan, ILB, Missouri State, 2017-20  
Simon, John, OLB, Ohio State, 2014-16  
Sharpton, Darryl, LB, Miami (Fla.), 2010-13  
Thompson, Chau, LB, West Texas A&M, 2008-09  
Barber, Shawn, LB, Richmond, 2007  
Polk, DaShon, LB, Arizona, 2004-06  
McClain, Jimmy, LB, Troy, 2002-03
- 52** Greenard, Jonathan, OLB, Florida, 2020-22  
Mingo, Barkevious, OLB, LSU, 2019  
Peters, Brian, ILB, Northwestern, 2015-18  
Tarpinian, Jeff, ILB, Iowa, 2013-15





- Gooden, Tavares, LB, Miami (Fla.), 2013  
Dobbins, Tim, ILB, Iowa State, 2011-13  
Adibi, Xavier, LB, Virginia Tech, 2008-10  
Wong, Kailee, LB, Stanford, 2002-06
- 53** Cashman, Blake, LB, Minnesota, 2022  
Strachan, Connor, LB, Boston College, 2021  
Ejiofor, Duke, OLB, Wake Forest, 2018-20  
President, Gimel, OLB, Illinois, 2017  
Bullough, Max, ILB, Michigan State, 2014-16  
Mays, Joe, ILB, North Dakota State, 2013  
James, Bradie, LB, LSU, 2012  
Keglar, Stanford, LB, Purdue, 2010  
Nixon, David, LB, BYU, 2010  
Campbell, Khary, LB, Bowling Green, 2009  
Coley, Kevis, LB, Southern Mississippi, 2008  
Kershaw, William, LB, Maryland, 2007  
Orr, Shantee, LB, Michigan, 2003-06
- 54** Quessenberry, Scott, C, UCLA, 2022  
Martin, Jacob, OLB, Temple, 2019-21  
Lewis, LaTroy, OLB, Tennessee, 2017  
Mohamed, Mike, ILB, California, 2013-15  
(Mohamed also wore #90)  
Jefferson, Willie, OLB, Stephen F. Austin, 2013  
Williams, Trevardo, OLB, Connecticut, 2013  
Ruud, Barrett, ILB, Nebraska, 2012  
(Ruud also wore #97)  
Alexander, Mister, ILB, Florida State, 2011-12  
Diles, Zac, LB, Kansas State, 2007-10  
(Diles also wore #91)  
Evans, Troy, LB, Cincinnati, 2002-06
- 55** Hughes, Jerry, DE, TCU, 2022  
Walker, DeMarcus, DE, Florida State, 2021  
McKinney, Benardrick, ILB, Mississippi State, 2016-20  
Myers, Chris, C, Miami (Fla.), 2008-14  
Clark, Danny, LB, Illinois, 2007  
Hodgdon, Drew, C, Arizona State, 2006-07  
(Hodgdon also wore #63 and #57)  
Pettway, Kenneth, LB, Grambling St., 2005  
Sharper, Jamie, LB, Virginia, 2002-04
- 56** Booker IV, Thomas, DT, Stanford, 2022  
Nickerson, Hardy, LB, Illinois, 2021  
Emanuel, Kyle, ILB, North Dakota State, 2020  
Woodson, Xavier, ILB, Arkansas State, 2019  
Cushing, Brian, ILB, USC, 2009-17  
Greenwood, Morlon, LB, Syracuse, 2005-08  
Foreman, Jay, LB, Nebraska, 2002-04
- 57** Pierre-Louis, Kevin, LB, Boston College, 2021-22  
Scarlett, Brennan, OLB, Stanford, 2016-20  
Tuggle, Justin, LB, Kansas State, 2013-15  
(Tuggle also wore #95)  
Montgomery, Sam, OLB, LSU, 2013  
Nading, Jesse, DE, Colorado State, 2011-12  
(Nading also wore #72)  
Ozougwu, Cheta, ILB, Rice, 2011  
Bentley, Kevin, LB, Northwestern, 2008-10  
Hodgdon, Drew, C, Arizona St., 2007  
(Hodgdon also wore #63 and #55)  
Monk, Quincy, LB, North Carolina, 2004  
Bell, Marcus, LB, Arizona, 2004
- 58** Kirksey, Christian, LB, Iowa, 2021-22  
Kalambayi, Peter, OLB, Stanford, 2018-20  
Houston, Lamarr, OLB, Texas, 2017  
Cliett, Reshard, ILB, South Florida, 2015  
Reed, Brooks, OLB, Arizona, 2011-14  
Greenhouse, Isaiah, LB, Northwestern State, 2010  
Winborn, Jamie, LB, Vanderbilt, 2009  
Flanagan, Mike, C, UCLA, 2006-07  
Foley, Steve, LB, N.E. Louisiana, 2003  
(Foley also wore # 93)  
Lamar, Jason, LB, Toledo, 2002
- 59** Green, Kenyon, G, Texas A&M, 2022  
Wilson, Eric, LB, Cincinnati, 2021  
Mercilus, Whitney, OLB, Illinois, 2012-21  
Ryans, DeMeco, LB, Alabama, 2006-11  
Chamberlin, Frank, LB, Boston College, 2005  
Acholonu, D.D., LB, Washington State, 2004  
Carroll, Travis, LB, Florida, 2003  
Spearman, Armegis, LB, Mississippi, 2003
- Mitchell, Keith, LB, Texas A&M, 2002
- 60** Cann, A.J., G, South Carolina, 2022  
Eldrenkamp, Jake, G, Washington, 2021  
Jones, Ben, C, Georgia, 2012-15  
Cochran, Earl, DE, Alabama State, 2006  
(Cochran also wore #96)  
Keathley, Michael, G, TCU, 2003  
Dawson, Curry, T, Angelo State, 2003
- 61** Cannon, Marcus, T, TCU, 2021  
Fuller, Kyle, C/G, Baylor, 2017  
Austin, Thomas, C/G, Clemson, 2011  
Verdell, Toddrick, LB, Florida State, 2009  
Weary, Fred, G, Tennessee, 2002-03  
(Weary also wore #70)
- 62** Benzschawel, Beau, C/G, Wisconsin, 2020  
Slade, Chad, G/T, Auburn, 2015 -17  
Kupper, Alex, G, Louisville, 2013  
Caldwell, Antoine, C, Alabama, 2009-12  
Jackson, Scott, T, Brigham Young, 2006-08  
Lorenti, Chris, C, Central Florida, 2002-03
- 63** Johnson, Roderick, T, Florida State, 2018-20  
Lamm, Kendall, T, Appalachian St., 2015-17  
(Lamm also wore #74)  
White, Chris, C, Southern Mississippi, 2008-09  
Hodgdon, Drew, C, Arizona St., 2005  
(Hodgdon also wore #55 and #57)
- 64** McCray, Justin, G, Central Florida, 2021-22  
Kelemete, Senio, G, Washington, 2018-20  
Johnson, Dorian, G, Pittsburgh, 2017  
Studdard, Kasey, G, Texas, 2007-11  
Lynch, Ben, C, California, 2003  
Newell, Mike, C, Colorado St., 2002
- 65** Taylor, Lane, G, Oklahoma State, 2021  
Mancz, Greg, C/G, Toledo, 2015-20  
Brisiel, Mike, G, Colorado State, 2007-11  
Evans, Brandon, G, Houston, 2004  
Schau, Ryan, G, Illinois, 2002
- 66** Toner, Cole, G, Harvard, 2021  
Martin, Nick, C, Notre Dame, 2016-20  
Gardner, Andrew, T, Georgia Tech, 2011-13  
Salaam, Ephraim, T, San Diego State, 2010  
(Salaam also wore #74)  
Robinson, Deljuan, DT, Mississippi St, 2007-09  
(Robinson also wore #97)  
Dorsey, Char-ron, T, Florida St., 2002
- 67** Heck, Charlie, T, North Carolina, 2020-22  
White, Cody, G, Illinois State, 2012-15  
Sheppard, Malcolm, DT, Arkansas, 2010  
Barry, Kevin, T, Arizona, 2007  
Brown, Milford, G, Florida St., 2002-05
- 68** Britt, Justin, C, Missouri, 2021-22  
Giacomini, Breno, T, Louisville, 2017  
Bergstrom, Tony, C, Utah, 2016  
Witzmann, Bryan, T, South Dakota State, 2015  
(Witzmann also wore #72)  
Harris, Ryan, T, Notre Dame, 2012-13  
Stevenson, Dan, G, Notre Dame, 2008  
Bedell, Brad, T, Colorado, 2006  
Riley, Victor, T, Auburn, 2005  
Spears, Marcus, T, Northwestern State, 2004  
Randall, Greg, T, Michigan State, 2003
- 69** Williams, Xavier, NT, Northern Iowa, 2021  
Pressley, DeMario, DT, North Carolina St, 2010  
Pitts, Chester, G/T, San Diego State, 2002-09
- 70** Steckler, Jordan, T, Northern Illinois, 2021  
Skipper, Dan, T, Arkansas, 2019  
Davenport, Juliën, T, Bucknell, 2017-18  
Adams, Jeff, T, Columbia, 2014-16  
Reyes, Tutan, G, Mississippi, 2009  
Weary, Fred, G, Tennessee, 2004-08  
(Weary also wore # 61)  
Graham, DeMingo, G, Hofstra, 2002
- 71** Howard, Tytus, G/T, Alabama St., 2019-22  
Su'a-Filo, Xavier, G, UCLA, 2014-17  
Smith, Shelley, G, Colorado State, 2010-11
- Black, Jordan, T, Notre Dame, 2007  
Pearson, Mike, T, Florida, 2006  
Wade, Todd, T, Mississippi, 2004-05  
Boselli, Tony, T, USC, 2002
- 72** Christian Sr., Geron, T, Louisville, 2021  
Newton, Derek, T, Arkansas State, 2015-16  
(Newton also wore #75)  
Witzmann, Bryan, T, South Dakota State, 2014  
(Witzmann also wore #68)  
Hunter, David, DE, Houston, 2012  
Nading, Jesse, DE, Colorado State, 2008-10  
(Nading also wore #57)  
Wiegert, Zach, G/T, Nebraska, 2003-06  
Hall, Barry, T, Mid. Tennessee St., 2002
- 73** Fulton, Zach, G, Tennessee, 2018-20  
Walker, Josh, G, Middle Tennessee State, 2016  
Yeatman, Will, T, Maryland, 2014  
Williams, Brennan, T, North Carolina, 2013  
Winston, Eric, T, Miami (Fla.), 2006-11  
Jones, Garrick, T, Arkansas St., 2003-04
- 74** Scharping, Max, G/T, Northern Illinois, 2019-21  
Lamm, Kendall, T, Appalachian State, 2018  
(Lamm also wore #63)  
Clark, Chris, T, Southern Miss, 2015-17  
(Clark also wore #77)  
Adams, Aaron, T, Eastern Kentucky, 2015  
Clabo, Tyson, T, Wake Forest, 2014  
Smith, Wade, G, Memphis, 2010-13  
Salaam, Ephraim, T, San Diego State, 2006-09  
(Salaam also wore #66)  
Walter, Tyson, G, Ohio State, 2005  
Young, Ryan, T, Kansas State, 2002
- 75** Carter, Ron'Dell, LB, James Madison, 2021  
Nkansah, Elijah, T, Toledo, 2019  
Rankin, Martinas, G, Mississippi St., 2018  
Reid, Jah, T, Central Florida, 2017  
Wilfork, Vince, NT, Miami (Fla.), 2015-16  
Newton, Derek, T, Arkansas State, 2011-14  
(Newton also wore #72)  
Frye, Brandon, T, Virginia Tech, 2007  
Dalton, Lionel, DT, Eastern Michigan, 2006  
Johnson, Travis, DT, Florida St., 2005  
(Johnson also wore # 99)  
Herndon, Jimmy, T, Houston, 2002-03
- 76** Deculus, Austin, T, LSU, 2022  
Qvale, Brent, G/T, Nebraska, 2020  
Henderson, Seantrel, T, Miami, 2018-19  
Brown, Duane, T, Virginia Tech, 2008-17  
McKinney, Steve, C, Texas A&M, 2002-07
- 77** Froholdt, Hjalte, G, Arkansas, 2020  
Clark, Chris, T, Southern Mississippi, 2019  
(Clark also wore #74)  
Quessenberry, David, G/T, San Jose State, 2013-17  
Morris, Darius, G, Temple, 2011  
Denney, Ryan, DE, BYU, 2010  
Green, Jarvis, DE, LSU, 2010  
Spencer, Charles, T, Pittsburgh, 2006-07  
Washington, Todd, G/C, Virginia Tech, 2003-05  
Thomas, Tarlos, T, Florida State, 2002
- 78** Tunsil, Laremy, T, Mississippi, 2019-22  
Aboushi, Oday, G, Virginia, 2015-16  
Butler, Rashad, T, Miami (Fla.), 2008-11  
Killings, Cedric, DT, Carson-Newman, 2006-07  
Wand, Seth, T, N.W. Missouri St., 2003-05  
Spikes, Cameron, G/T, Texas A&M, 2002
- 79** Morrissey, Jimmy, C, Pittsburgh, 2021-22  
Steinmetz, David, T, Purdue, 2019  
Allen, Jeff, G, Illinois, 2016-17  
Brooks, Brandon, G, Miami (Oh.), 2012-15  
Bulman, Tim, DT, Boston College, 2006  
(Bulman also wore #93)  
Slechte, Jeremy, DT, Nebraska, 2003  
Overhauser, Chad, G, UCLA, 2002
- 80** Johnson, Andre, WR, Miami (Fla.), 2003-14  
McDermott, Sean, TE/LS, Kansas, 2002
- 81** Warring, Kahale, TE, San Diego State, 2019-20  
Baylis, Evan, TE, Oregon, 2017  
Denham, Anthony, TE, Utah, 2014-15



Daniels, Owen, TE, Wisconsin, 2006-13  
 Murphy, Matt, TE, Maryland, 2003-05  
 Harris, Atnaf, WR, CS-Northridge, 2002  
 Gideon, Sherrod, WR, Southern Mississippi, 2002

- 82 Coulter, Isaiah, WR, Rhode Island, 2020  
 Paulsen, Logan, TE, UCLA, 2019  
 Williams, Wendall, WR, Cumberlands, 2016  
 Martin, Keshawn, WR, Michigan State, 2012-15  
 Mason, Derrick, WR, Michigan State, 2011  
 Toliver, Terrence, WR, LSU, 2011  
 Harris, Clark, LS, Rutgers, 2008  
 Miller, Billy, TE, USC, 2002-04



**WR Andre Johnson topped 1,100 receiving yards in seven of his 12 seasons with the Texans.**

- 83 Howard, O.J., TE, Alabama, 2022  
 Auclair, Antony, TE, Laval, 2021  
 Thomas, Jordan, TE, Mississippi State, 2018-19  
 Walter, Kevin, WR, Eastern Michigan, 2007-12  
 (Walter also wore #85)  
 Jopru, Bennie, TE, Michigan, 2003-06  
 Murphy, Frank, WR, Kansas St., 2002  
 Rutledge, Rod, TE, Alabama, 2002
- 84 Qutoriano, Teagan, TE, Oregon State, 2022  
 Veasy, Jordan, WR, California, 2021  
 Griffin, Ryan, TE, Connecticut, 2013-18  
 Stross, Trey, WR, Iowa, 2010  
 Jenkins, Darnell, WR, Miami, 2008  
 Moulds, Eric, WR, Mississippi St., 2006  
 Rivers, Marcellus, TE, Oklahoma St., 2005  
 Moses, JJ, WR, Iowa St., 2003-04  
 Lewis, Jermaine, WR, Maryland, 2002
- 85 Brown, Pharaoh, TE, Oregon, 2020-22  
 Pruitt, MyCole, TE, Southern Illinois, 2017  
 Washington, Nate, WR, Tiffin, 2015  
 Dreesen, Joel, TE, Colorado State, 2007-11  
 Walter, Kevin, WR, Eastern Michigan, 2006  
 (Walter also wore #83)  
 Bradford, Corey, WR, Jackson St., 2002-05
- 86 Schreck, Mason, TE, Buffalo, 2022  
 Casey, James, TE/FB, Rice, 2009-12  
 Williams, Harry, WR, Tuskegee, 2008  
 Lewis, Derrick, WR, San Diego St., 2006  
 Gaffney, Jabar, WR, Florida, 2002-05
- 87 Fells, Darren, TE, California-Irvine, 2019-20  
 Thomas, Demarius, WR, Georgia Tech, 2018  
 Fiedorowicz, C.J., TE, Iowa, 2014-17  
 Hill, Anthony, TE, New Mexico St., 2009-10  
 Bruener, Mark, TE, Washington, 2004-08  
 Armstrong, Derick, WR, Ark.-Monticello, 2003  
 (Armstrong also wore # 88)  
 Dawson, Jajuan, WR, Tulane, 2002  
 Insley, Trevor, WR, Nevada-Reno, 2002
- 88 Johnson III, Johnny, WR, Oregon, 2022  
 Akins, Jordan, TE, Central Florida, 2018-22  
 Malleck, Ryan, TE, Virginia Tech, 2002  
 Graham, Garrett, TE, Wisconsin, 2010-15  
 Putzier, Jeb, TE, Boise St., 2006-07  
 Armstrong, Derick, WR, Ark.-Monticello, 2004-05  
 (Armstrong also wore #87)  
 Kent, Rashod, TE, Rutgers, 2003  
 Black, Avion, WR, Tennessee St., 2002  
 Akins, Jordan, TE, Central Florida, 2018-22

- 89 Amendola, Danny, WR, Texas Tech, 2021  
 Adams, Jerell, TE, South Carolina, 2019  
 Anderson, Stephen, TE, California, 2016-17  
 McFarland, Mike, TE, South Florida, 2015  
 Byrne, Jake, TE, Wisconsin, 2013  
 Johnson, Bryant, WR, Penn State, 2011  
 Anderson, David, WR, Colorado State, 2007-10  
 (Anderson also wore #14 and #17)  
 Holloway, Jabari, TE, Notre Dame, 2002-03
- 90 Blacklock, Ross, DT, TCU, 2020-21  
 Clowney, Jadeveon, DE/OLB, South Carolina, 2014-18  
 Mohamed, Mike, ILB, California, 2013  
 (Mohamed also wore #54)  
 Smith, D.J., LB, Appalachian State, 2013  
 Alexander, Mister, LB, Florida State, 2012  
 (Alexander also wore #54)  
 Williams, Mario, DE, North Carolina State, 2006-11  
 Davis, Jason, DE, West Virginia, 2005  
 (Davis also wore #97)  
 Martin, Terrance, DT, North Carolina State, 2003  
 Green, Howard, DT, LSU, 2002



**Mario Williams played in 82 games for the Texans and finished his career with 53.0 sacks, which is the third-most in franchise history.**

- 91 Lopez, Roy, DT, Arizona, 2021-22  
 Watkins, Carlos, DE, Clemson, 2017-20  
 Still, Devon, DE, Penn State, 2016  
 Diles, Zac, LB, Kansas State, 2014  
 (Diles also wore #54)  
 Ankrah, Jason, OLB, Nebraska, 2014-15  
 Sapp, Ricky, OLB, Clemson, 2013-14  
 Harris, Ra'Shon, NT, Oregon, 2012  
 Okoye, Amobi, DT, Louisville, 2007-10  
 Payne, Seth, DT, Cornell, 2002-06
- 92 Green, Rasheem, DE, USC, 2022  
 Smith, Chris, DE, Arkansas, 2021  
 Dunn, Brandon, DT, Louisville, 2015-20  
 Nix III, Louis, NT, Notre Dame, 2014-15  
 Mitchell, Earl, DT, Arizona, 2010-13  
 Zgonina, Jeff, DT, Purdue, 2007-09  
 Weaver, Anthony, DE, Notre Dame, 2006  
 (Weaver also wore #98)  
 Sears, Corey, DE, Mississippi St., 2002-04
- 93 Hinish, Kurt, DT, Notre Dame, 2022  
 Johnson, Jaleel, DT, Iowa, 2021-22  
 Liuget, Corey, DT, Illinois, 2020  
 Heath, Joel, DE, Michigan State, 2016-19  
 Crick, Jared, DE, Nebraska, 2012-15  
 Bulman, Tim, DT, Boston College, 2007-11  
 (Bulman also wore #79)  
 Babin, Jason, LB, Western Michigan, 2004-06  
 Foley, Steve, LB, N.E. Louisiana, 2003  
 (Foley also wore # 58)  
 Flowers, Erik, LB, Arizona St., 2002
- 94 Harris, Demone, DE, Buffalo, 2021-22  
 Omenihu, Charles, DE, Texas, 2019-21  
 Kamalu, Ufomba, DE, Miami (Fla.), 2017  
 Smith, Antonio, DE, Oklahoma State, 2009-13, 2016  
 Pickett, Ryan, NT, Ohio State, 2014  
 Kalu, N.D., DE, Rice, 2006-07  
 Ioane, Junior, DT, Arizona State, 2003-05

Hill, Charles, DT, Maryland, 2002

- 95 Rivers, Derek, DE, Youngstown State, 2021-22  
 Orchard, Nate, DE, Utah, 2020  
 Vanderdoes, Eddie, NT, UCLA, 2019-20  
 Covington, Christian, DE, Rice, 2015-18  
 Powe, Jerrell, NT, Mississippi, 2014  
 Tuggle, Justin, LB, Kansas State, 2013  
 (Tuggle also wore #57)  
 Cody, Shaun, DT, USC, 2009-12  
 McClover, Stanley, DE, Auburn, 2008  
 Maddox, Anthony, DT, Delta St., 2006-07  
 Deloach, Jerry, DE, California, 2002-05
- 96 Collins, Maliek, DT, Nebraska, 2022  
 Taylor, Vincent, DT, Oklahoma State, 2021  
 Hall, P.J., DT, Sam Houston State, 2020  
 Savage-Lewis, Ira, DE, Baylor, 2019  
 Clements, Chunky, NT, Illinois, 2017  
 Langford, Kendall, DE, Hampton, 2017  
 Jamison, Tim, DE, Michigan, 2009-14  
 (Jamison also wore #99)  
 Anderson, Mark, DE, Alabama, 2010  
 Cochran, Earl, DE, Alabama State, 2007-08  
 (Cochran also wore #60)  
 Johnson, Thomas, DT, Middle Tennessee State, 2006  
 Walker, Gary, DE, Auburn, 2002-05
- 97 Addison, Mario, DL, Troy, 2022  
 Collins, Maliek, DT, Nebraska, 2021  
 Brown, Andrew, DT, Virginia, 2020  
 Blackson, Angelo, DE, Auburn, 2017-19  
 Kamalu, Ufomba, DE, Miami (Fla.), 2016  
 Pagan, Jeoffrey, DE, Alabama, 2014-15  
 McClain, Terrell, NT, South Florida, 2012-13  
 Ruud, Barrett, ILB, Nebraska, 2012  
 (Ruud also wore #54)  
 Lewis, Damione, DT, Miami, 2010  
 Okam, Frank, DT, Texas, 2008-10  
 Malone, Alfred, DE, Troy, 2005-06  
 Davis, Jason, DE, West Virginia, 2003  
 (Davis also wore #90)  
 Worthen, Shawn, DT, TCU, 2002
- 98 Dwumfour, Michael, DT, Rutgers, 2021-22  
 Alufohai, Auzoyah, DT, West Georgia, 2020  
 Reader, D.J., NT, Clemson, 2016-19  
 Browner, Keith, DE, California, 2014  
 Barwin, Connor, DE/LB, Cincinnati, 2009-12  
 Weaver, Anthony, DE, Notre Dame, 2007-08  
 (Weaver also wore #92)  
 Peek, Antwan, LB, Cincinnati, 2003-06  
 Posey, Jeff, LB, So. Mississippi, 2002
- 99 Watt, J.J., DE, Wisconsin, 2011-20  
 Jamison, Tim, DE, Michigan, 2009-10  
 (Jamison also wore #96)  
 Ogunleye, Adewale, DE, Indiana, 2010  
 Johnson, Travis, DE, Florida State, 2006-08  
 (Johnson also wore # 75)  
 Smith, Robaire, DE, Michigan State, 2004-05  
 Martin, Steve, DT, Missouri, 2003  
 Blade, Willie, DE, Mississippi State, 2002



**J.J. Watt was a three-time Defensive Player of the Year (2012, 14-15), five-time Pro Bowl selection (2012-15, 2018) and five-time First Team All-Pro (2012-15, 2018).**

**A**

Acholonu, D.D., LB, 2004\*  
 Adams, Jeff, T, 2016  
 Adams, Jerell, TE, 2018-19\*  
 Adams, Tyrell, ILB, 2019\*  
 Akins, Jordan, TE, 2022\*  
 Alexander, Mister, ILB, 2011\*  
 Allen, RaShaun, TE, 2016  
 Alridge, Anthony, RB, 2009  
 Alufohai, Auzoyah, DT, 2020\*  
 Anderson, Darius, RB, 2021  
 Anderson, David, WR, 2006\*  
 Anderson, Jason, RB, 2005\*  
 Ankrah, Jason, OLB, 2014\*  
 Armstrong, Cornell, CB, 2019\*  
 Arnold, Grayland, DB, 2021\*, \*2022  
 Aromashodu, Devin, WR, 2007  
 Auclair, Antony, TE, 2021\*  
 Austell, Erik, G, 2017

**B**

Bachman, Alex, WR, 2022  
 Baker, Antonio, S, 2010  
 Baker, Edwin, RB, 2013  
 Barbieri, Howard, OL, 2011  
 Barton, Karim, G, 2015  
 Baylis, Evan, TE, 2017  
 Bazuin, Dan, DE, 2008  
 Beach, Arliss, RB, 2007-08\*  
 Bellamy, Davin, OLB, 2018, 2020  
 Benzschawel, Beau, G, 2020\*  
 Billings, Montez, WR, 2010  
 Bing, Darnell, LB, 2009  
 Bolton, Curtis, ILB, 2020  
 Bonner, Alan, WR, 2015  
 Borders, Breon, CB, 2018  
 Boren, Zach, FB, 2013  
 Boswell, Chris, K, 2014  
 Boyd, Shane, QB, 2007\*  
 Brink, Alex, QB, 2008  
 Brisiel, Mike, G, 2006-2007\*  
 Brock, Logan, TE, 2012  
 Broussard, Jamall, WR, 2006  
 Brown, Keenen, TE, 2019  
 Brown, Kourtnei, OLB, 2014  
 Brown, Pharaoh, TE, 2020\*  
 Browner, Keith, DE, 2012-14\*  
 Bryant, Brandon, DL, 2022  
 Bullough, Max, ILB, 2014-15\*  
 Bulman, Tim, DT, 2006-2007\*  
 Bundrage, Quenton, WR, 2016  
 Burns, Curry, S, 2006  
 Byrne, Jake, TE, 2012

**C**

Cabral, Cohl, C, 2020  
 Camp, Jalen, WR, 2021\*, \*2022  
 Campbell, Ibraheim, S, 2017\*  
 Carmichael, Rashad, CB, 2013  
 Carter, Shyheim, DB, 2021  
 Carroll, Travis, LB, 2003\*  
 Castañeda, Eduardo, LB, 2007  
 Chachere, Andre, CB, 2018  
 Cheek, Joseph, T, 2016  
 Chesley, Anthony, CB, 2019-20\*  
 Clements, Chunky, NT, 2017\*  
 Cochran, Earl, DE, 2006\*  
 Coley, Kevis, LB, 2007-08\*  
 Collins, Cameron, LB, 2012\*  
 Collins, McAllister, C, 2002  
 Conley, Chris, WR, 2022  
 Conque, Zach, TE, 2017  
 Cooper, Sam, OL, 2021  
 Coughman, Edawn, T, 2015  
 Crummey, Andrew, G, 2009  
 Cruse, Andy, WR, 2013  
 Curtis, Kevin, S, 2006

**D**

Davis, A.J., CB, 2008  
 Davis, Buster, LB, 2009  
 Davis, Davion, WR, 2022  
 Davis, Jace, WR, 2014  
 Davis, James, RB, 2011  
 Davis, Jason, DE, 2003-04\*, 2006  
 Dawson, Curry, T, 2003\*  
 Denham, Anthony, TE, 2014\*  
 Dewalt-Ondijo, Jordan, OLB, 2015  
 Dew-Treadway, Michael, DL, 2022  
 DiLauro, Christian, T, 2019  
 Divens, Lamar, DT, 2012  
 Doaks, Gerrid, RB, 2022  
 Dorsett, Phillip, WR, 2021\*  
 Dorsey, Quinn, LB, 2005  
 Douglas, Cody, G, 2006  
 Douglas, Robert, FB, 2005-06  
 Driskel, Jeff, QB, 2021\*, 2022\*  
 Drummond, Kurtis, S, 2015\*, 2017\*  
 Dunn, Anthony, LB, 2004  
 Dunn, Brandon, DE, 2016\*  
 Dupre, Malachi, WR, 2018  
 Dwumfour, Michael, DL, 2021\*  
 Dysert, Zac, QB, 2015

**E**

Eberle, Dominik, K, 2021\*  
 Echemandu, Adimchinobi, RB, 2007  
 Edison, Dominique, WR, 2011  
 Edwards, Javi, NT, 2019  
 Egboh, Pannel, DE, 2009  
 Eldrenkamp, Jake, OL, 2021\*  
 Ellerbee, Emmanuel, ILB, 2020  
 Eslinger, Greg, C, 2007\*  
 Estrada, Drew, WR, 2022  
 Etta-Tawo, Amba, WR, 2018  
 Evans, Brandon, G, 2004\*  
 Exford, Austin, S, 2019

**F**

Faggins, Demarcus, CB, 2003\*  
 Feiler, Matt, T, 2014  
 Ferentz, James, C, 2014  
 Ferguson, Josh, RB, 2018  
 Foster, Arian, RB, 2009\*  
 Francis, Cobi, CB, 2022  
 Freeman, Dalton, C, 2015  
 Freeman, Marcus, LB, 2009  
 Freeman, Rober', CB, 2003\*  
 Freeman, Royce, RB, 2022  
 Froholdt, Hjalte, OL, 2021  
 Frye, Brandon, T, 2007-08\*  
 Fuller, Kyle, C/G, 2018  
 Fumagalli, Troy, TE, 2020  
 Futrell, Kendall, DE, 2020

**G**

Gardner, Andrew, T, 2011\*  
 Gibson, Laurence, T, 2016  
 Gibson, Thaddeus, LB, 2011  
 Gilchrist, Kennan, ILB, 2017-18  
 Glasgow, Ryan, DT, 2020  
 Gordon, Amon, DT, 2010  
 Graham, Ray, RB, 2013\*  
 Grayson Jr., Cyril, WR, 2018  
 Green, Carson, OL, 2021\*  
 Green, Howard, DT, 2002  
 Green, T.J., DB, 2021\*  
 Greenhouse, Isaiah, LB, 2010\*  
 Grimes, Jonathan, RB, 2012\*

**H**

Hall, Barry, T, 2002  
 Hall, Daeshon, OLB, 2018  
 Hall, Nate, ILB, 2019-20\*  
 Halterman, Aaron, TE, 2005  
 Hamilton, Cobi, WR, 2017\*  
 Hamilton, Derrick, WR, 2007

Hansen, Chad, WR, 2019-20\*  
 Hardison, Marcus, NT, 2017  
 Harris, Atnaf, WR, 2002\*  
 Harris, Clark, TE, 2008\*, 2009  
 Harris, Demone, DL, 2021\*, \*2022  
 Harris, Dwayne, WR, 2020  
 Harris, Elliott, DE, 2005  
 Harris, Ra'Shon, NT, 2011  
 Hawkins, Jelani, OT, 2002\*  
 Hawkins, Jerald, G/T, 2020  
 Hazelton, Damon, WR, 2021  
 Hebert, Kyries, S, 2002\*  
 Heinicke, Taylor, QB, 2017\*  
 Helms, Brett, C, 2009-10  
 Henry, Chris, RB, 2009\*  
 Henry, Marcus, C/G, 2019  
 Henry Jr., Willie, DE, 2020  
 Herrion, Atlas, G, 2006  
 Hicks, Reese, OT, 2004-2005  
 Higdon Jr., Karan, RB, 2019  
 Hilliard, Kenny, RB, 2015-16  
 Holliday, Trindon, WR, 2011\*  
 Holloway, Jabari, TE, 2002\*  
 Huggins, Albert, DE, 2019  
 Hunt, Akeem, RB, 2015\*-16\*  
 Hunter, David, DE, 2012\*  
 Hunter, Michael, CB, 2018

**I**

Iwuagwu, Cordel, G, 2020

**J**

Jackson, Darius, RB, 2021  
 James, Charles, CB, 2014  
 James, Kendall, CB, 2014  
 Jamison, Tim, DE, 2009\*-10  
 Jenkins, Darnell, WR, 2008\*-09  
 Jenkins, Michael, RB, 2002  
 Johnson, Albert, WR, 2003  
 Johnson, Chris, S, 2019  
 Johnson, Delano, OLB, 2012  
 Johnson, Dorian, G, 2017  
 Johnson, Roderick, T, 2018\*  
 Johnson III, Johnny, WR, 2022\*  
 Jones, Bryce, CB, 2017  
 Jones, Garrick, T, 2003-05\*  
 Jones, Tevin, WR, 2016

**K**

Kamalu, Ufomba, DE, 2016\*  
 Keenum, Case, QB, 2012  
 Kent, Rashod, TE, 2002-03\*  
 Keo, Shiloh, FS, 2011\*



Keyes, BoPete, CB, 2022  
 Kukwa, Anthony, LS, 2020  
 Kupper, Alex, G, 2013\*-14

\* - Players made the active roster that season.

## L

Labhart, Travis, WR, 2014  
 Landrum, Chris, OLB, 2018  
 LeBlanc, Cre'von, DB, 2021\*  
 Lee, Eric, OLB, 2016  
 Lengel, Matt, TE, 2018  
 Lenz, Josh, WR, 2015  
 Leonard, Rick, T, 2019  
 Lewis, Derrick, WR, 2006\*  
 Lewis, LaTroy, OLB, 2017\*  
 Liuget, Corey, DT, 2020\*  
 Long, Gabe, DT, 2008  
 Lord, Jammal, FS, 2004-2005\*  
 Luani, Shalom, S, 2019  
 Lucien, Devin, WR, 2017

## M

Maddox, Anthony, DT 2006\*  
 Maehl, Jeff, WR, 2011\*-12  
 Maher, Brett, K, 2020  
 Malena, Ben, RB, 2014  
 Malleck, Ryan, TE, 2017\*  
 Malone, Alfred, DT, 2005\*  
 Mancz, Greg, C/G, 2020\*  
 Martin, Chris, T, 2014  
 McCarron, Riley, WR, 2017  
 McCollum, Ryan, OL, 2021  
 McCollum, Tristin, CB, 2022  
 McCoy, Chris, DE, 2010  
 McDermott, KC, OL, 2022\*  
 McGough, Alex, QB, 2019\*-20  
 McKenzie, Chris, CB, 2005\*  
 Means, Loyce, CB, 2013  
 Means, Steven, OLB, 2015  
 Meggett, Davin, RB, 2012  
 Menkin, Nate, G, 2013  
 Mitchell Jr., Steven, WR, 2018\*, 2020\*  
 Mitchell, Brandon, S, 2007\*  
 Moats, Ryan, RB, 2008\*  
 Mohamed, Mike, ILB, 2013\*  
 Mondek, Nick, T, 2012  
 Moore, Chris, WR, 2021\*  
 Moore, Corey, S, 2015\*  
 Moore, J'Mon, WR, 2020  
 Moore, Kashif, WR, 2012  
 Montgomery, D.J., WR, 2022

Morgan, Donovan, WR, 2005\*  
 Morrissey, Jimmy, T, 2022\*  
 Murphy, Kyle, T, 2019  
 Murphy, Matt, TE, 2004\*

## N

Nading, Jesse, DE, 2008\*-09\*, 2011\*  
 Neihuis, Doug, G, 2006  
 Nelson Jr., Robert, CB, 2015-16\*  
 Nerys, Jason, G, 2005  
 Nickerson, Hardy, LB, 2021\*  
 Nkansah, Elijah, T, 2019\*-20  
 Nwachukwu, Uzoma, WR, 2013-14

## O

Oakley, Anthony, G, 2008  
 Odeleye, Adedayo, DE, 2022  
 Ogbonnaya, Chris, RB, 2010-11\*  
 Ogbuehi, Cedric, OL, 2022  
 Ogunbowale, Dare, RB, 2017  
 Oporum, Toben, FB, 2014  
 Orr, Shantee, LB, 2003-04\*  
 Overbay, Nathan, TE, 2013  
 Overhauser, Chad, C/G, 2002\*  
 Owens, Jonathan, S, 2019-21\*

## P

Parks, Terrance, S, 2014  
 Parson, Mark, CB, 2009  
 Patterson, Manny, CB, 2020  
 Pemberton, Cole, T, 2010  
 Pettinato, Dan, DE, 2015-16  
 Pettway, Kenneth, LB, 2005\*  
 Phillips, Antonio, DB, 2021  
 Phillips, Scottie, RB, 2020\*  
 Pierre-Louis, Kevin, LB, 2022\*  
 Pittman, Bryan, LS, 2003\*  
 Pleasant, Eddie, S, 2012\*  
 Pope, Troymaine, RB, 2017  
 Porter, Quinton, QB, 2006\*  
 President, Gimel, LB, 2017\*  
 Prosize, C.J., RB, 2020\*  
 Pruitt, MyCole, TE, 2017\*

## Q

Quessenberry, David, G, 2017\*  
 Quessenberry, Paul, FB, 2021\*, 2022  
 Quinn, Mike, QB, 2003\*

## R

Rashad, Shakeel, ILB, 2016  
 Ratley, Damion, WR, 2020\*  
 Ray, Wyatt, OLB, 2019  
 Redmond, Will, S, 2022\*

Rice, Denzel, CB, 2016\*  
 Richardson, Daryl, RB, 2015  
 Richardson, Rico, WR, 2013  
 Rivers, Derek, DL, 2021\*  
 Rivers, Gerald, OLB, 2015  
 Roberson, Derick, CB, 2007-08\*, 2022  
 Robinson, Deljuan, DT, 2007\*  
 Robinson, Jevoni, TE, 2017  
 Rodgers, Jake, T, 2017  
 Roland, Justin, LB, 2008  
 Ross, D'Angelo, DB, 2022  
 Ross, Daniel, DE, 2017  
 Ross, Richie, WR, 2006  
 Rue, Josh, FB, 2004

## S

Samuels, Jaylen, RB, 2021\*  
 Schreck, Mason, TE, 2022\*  
 Scott, Artavis, WR, 2020  
 Seaverns, Justin, LB, 2003  
 Shakir, Maurquice, G, 2018  
 Sharpe, David, T, 2018\*  
 Sheppard, Malcolm, DT, 2010\*  
 Sherrrod, Dezmond, TE, 2009  
 Simmons, Mark, WR, 2008  
 Simmons, Tyler, WR, 2020  
 Skelton, Steve, TE, 2012  
 Slade, Chad, G/T, 2016-18\*  
 Slye, Joey, K, 2021\*  
 Smelley, Brad, FB, 2013\*  
 Smith, Antone, RB, 2009  
 Smith, Chris, DL, 2021\*  
 Smith, Devin, WR, 2020  
 Smith, Shelley, G, 2010\*  
 Smith, Vyncint, WR, 2019  
 Spann, Chad, RB, 2013\*  
 Stansbury, Ed, FB, 2002\*  
 Stanzi, Ricky, QB, 2014  
 Starling, Kendrick, WR, 2004\*  
 Steckler, Jordan, OL, 2021\*, 2022  
 Steinmetz, David, T, 2018  
 Stenavich, Adam, T, 2008-09  
 Strachan, Connor, LB, 2021\*  
 Suber, Allen, WR, 2004  
 Supernaw, Phillip, TE, 2012-13\*

## T

Taylor, Chris, RB, 2006\*  
 Taylor, Lane, OL, 2021\*  
 Terrell, Steven, S, 2013  
 Terry, D.D., RB, 2008  
 Thomas, Sloan, WR, 2004  
 Thomas, Tarlos, T, 2002

Thompson, Chris, WR, 2017\*  
 Thorpe, Craphonso, WR, 2006  
 Thornton, Josh, CB, 2017  
 Tomlinson, Eric, TE, 2015-16  
 Toner, Cole, OL, 2021\*  
 Torrey, Andre, LB, 2005  
 Townsend, Johnny, P, 2021  
 Townsel, Derrick, WR, 2010  
 Treadwell, Joseph, T, 2015  
 Turner, Malik, WR, 2022  
 Tyson, Mike, S, 2018\*

## V

Vanderdoes, Eddie, NT, 2019\*  
 Veasy, Jordan, WR, 2021\*  
 Victorian, Josh, CB, 2013\*  
 Virgin, Dee, CB, 2017

## W

Walker, Darius, RB, 2007-08\*  
 Walker, John, S, 2006\*  
 Walker, Josh, G, 2016\*  
 Wallace, Cody, C, 2010'  
 Wallace-Simms, OL, 2022  
 Washington Jr., Tony, OLB, 2015  
 Washington, Maurice, WR, 2005  
 Watson, Josh, LB, 2021\*  
 Weah, Jester, WR, 2018  
 White, Chris, C, 2006  
 White, Cody, G, 2012\*  
 White, DeAndrew, WR, 2017\*  
 Whitney, Isaac, WR, 2018  
 Williams, Bobby, WR, 2010  
 Williams, Brandon, CB, 2020  
 Williams, Harry, WR, 2006-07\*  
 Williams, Javarris, RB, 2011  
 Williams, Marcus, CB, 2014  
 Williams, Paul, WR, 2010  
 Williams, Torri, SS, 2010\*-11  
 Williams, Wendall, WR, 2016\*  
 Works, Renaldo, RB, 2004  
 Worthen, Shawn, DT, 2002\*  
 Worthy, Chandler, WR, 2015\*  
 Wright, Keith, DT, 2003  
 Wynn, Milton, WR, 2002

## Y

Young, David, S, 2004

## Z

Zabransky, Jared, QB, 2007



Coach	Position	Season
Adegoke, Stephen	Safeties	2023
Aylward, John	Offensive Assistant	2019-20
Baker, Sean	Assistant Special Teams	2021-23
Barrett, Danny	Running Backs	2018-23
Bayless, Martin	Assistant Defensive Backs	2006-07
Bell, Brian	Assistant Strength & Conditioning	2015-17
Benton, John	Offensive Line	2006-13
Berbenich, Tim	Tight Ends	2022
Bernhardt, Jim	Director of Football Research	2014-17
Bischoff, Andy	Tight Ends	2021
Bolling, Ben	Defensive Assistant	2021-23
Bowen, Shane	Defensive Assistant	2016-17
Broomfield, Deon	Defensive Assistant	2020
Brown, Kippy	Wide Receivers	2002-05
Burke, Matt	Defensive Coordinator	2023
Bush, Frank	Senior Defensive Assistant	2007-08
	Defensive Coordinator	2009-10
Butler, John	Secondary	2014-17
Calhoun, Troy	Offensive Coordinator/Quarterbacks	2006
Campen, James	Offensive Line	2021
<b>CAPERS, DOM</b>	<b>HEAD COACH</b>	<b>2002-05</b>
Carter, Perry	Defensive Assistant	2006-09
	Assistant Defensive Backs	2010-13
Cesaire, Jacques	Defensive Line	2022-23
Colman, Doug	Assistant Special Teams Coordinator	2014-17
<b>CRENNEL, ROMEO</b>	<b>Defensive Coordinator</b>	<b>2014-16</b>
	<b>Assistant Head Coach/Defense</b>	<b>2017</b>
	<b>Assistant Head Coach/Defensive Coord.</b>	<b>2018-19</b>
	<b>Associate Head Coach</b>	<b>2020</b>
	<b>INTERIM HEAD COACH</b>	<b>2020</b>
<b>CULLEY, DAVID</b>	<b>HEAD COACH</b>	<b>2021</b>
Cushing, Brian	Assistant Strength & Conditioning	2019-20
Danna, Joe	Safeties	2022
Day, Shane	Senior Offensive Assistant	2023
Dennison, Rick	Offensive Coordinator	2010-13
Dent, Akeem	Defensive Assistant	2019-20
Devlin, Mike	Offensive Line	2015-20
Distor, Joe	Assistant Strength & Conditioning	2019-20
Dorrell, Karl	Quarterbacks	2012-13
Dunn, Paul	Offensive Line	2014
Emini, Ilir	Defensive Assistant	2021
	Defensive Assistant / Nickels	2022
Eubanks, Mike	Assistant Strength & Conditioning	2018
	Head Strength & Conditioning	2019-20
Fangio, Vic	Defensive Coordinator	2002-05
Fisch, Jedd	Defensive Quality Control	2002-03
Fitzgerald, Craig	Head Strength & Conditioning	2014-17
Franklin, Jethro	Defensive Line	2007-08
George, Jason	Assistant Strength & Conditioning	2018-19
Gibbs, Alex	Assistant Head Coach/Offense	2008-09
Gibbs, David	Defensive Backs Coach	2009-10
Godsey, George	Quarterbacks	2014
	Offensive Coordinator	2015-16
Grantham, Todd	Defensive Line	2002-04

\***BOLD** indicates head coaches.

Coach	Position	Season
Hamilton, Pep	Passing Game Coordinator / Quarterbacks	2021
	Offensive Coordinator	2022
Hammerschmidt, Dan	Offensive Assistant	2012-13
Harding, Dele	Defensive Assistant	2022
Hardy, James	Sports Science Coordinator / Assistant Strength & Conditioning	2020
Harris, Chick	Running Backs	2002-13
Hayes, Sean	Assistant Strength & Conditioning	2014-15
Herring, Reggie	Linebackers	2002-03, 11-13
Hightower, Richard	Administrative Coord., Coaching	2006-07
	Special Teams Assistant	2008
Hixon, Stan	Wide Receivers	2014-15
Holland, Johnny	Linebackers	2006-10
Hoke, Jon	Defensive Backs	2002-08
Hunter, Hal	Assistant Offensive Line	2022
Izzo, Larry	Special Teams Coordinator	2016-17
Jackson, Greg	Safeties	2021
Jackson, Kenyon	Assistant Defensive Line	2022
James, Jarrod	Offensive Assistant	2023
Johnson, Andre	Special Advisor to the HC & GM	2019-20
Johnson, Jerrod	Quarterbacks	2023
Jones, Ian	Assistant Strength & Conditioning	2016-17
Joseph, Vance	Defensive Backs	2011-13
Karmelowicz, Bob	Defensive Line	2006
	Special Assistant to the Head Coach	2007-08
Kelly, Tim	Offensive Quality Control	2014-15
	Offensive Quality Control/Asst. Off. Line	2016
	Tight Ends	2017-18
	Offensive Coordinator	2019
	Offensive Coordinator/Quarterbacks	2020
	Offensive Coordinator	2021
Kiffin, Chris	Linebackers	2023
King, Bobby	Defensive Assistant	2011
	Asst. Linebackers	2012-13
	Linebackers	2017
	Inside Linebackers	2018-20
	Defensive Line	2021
Kirksey, Larry	Wide Receivers	2007-13
Knapp, Greg	Quarterbacks	2010-11
Kollar, Bill	Asst. Head Coach/Defensive Line	2009-13
	Defensive Line	2014
<b>KUBIAK, GARY</b>	<b>HEAD COACH</b>	<b>2006-13</b>
Kugler, Robert	Assistant Offensive Line / Offensive Assistant	2021
LaFleur, Matt	Offensive Assistant	2008-09
Lawing, Will	Defensive Quality Control	2014-16
	Offensive Assistant/Offensive Line	2017-18
	Tight Ends	2019-20
Lazor, Bill	Senior Offensive Assistant	2023
Ligashesky, Bob	Special Teams Assistant	2013
	Special Teams Coordinator	2014-15
London, Charles	Running Backs	2014-17



Lubick, Marc	Offensive Assistant	2010-11
	Assistant Wide Receivers	2012-13
Lynn, D'Anton	Assistant Secondary	2018-19
	Secondary	2020
<b>Coach</b>	<b>Position</b>	<b>Season</b>
Marciano, Joe	Special Teams Coordinator	2002-13
Marciano, Tony	Offensive Line	2002-03
	Tight Ends	2004-05
Marshall, Steve	Assistant Offensive Line	2002-05
	Offensive Line	2005
Matthews, Bruce	Offensive Assistant	2009-10
McDaniel, Mike	Offensive Assistant	2006-08
McDaniels, Ben	Assistant Wide Receivers /	
	Offensive Assistant	2021
	Wide Receivers / Pass Game Coordinator	2022-23
McGhee, DeNarius	Offensive Assistant	2020-23
Midget, Anthony	Assistant Secondary	2014-17
	Secondary	2018-19
Milus, Ryan	Defensive Assistant	2023
Moorer, Pat	Assistant Strength & Conditioning	2020
Moreland, Jake	Tight Ends	2023
<b>O'BRIEN, BILL</b>	<b>HEAD COACH</b>	<b>2014-19</b>
	<b>HEAD COACH &amp; GENERAL MANAGER</b>	<b>2020</b>
O'Hara, Pat	Offensive Assistant	2015-16
	Offensive Assistant/Quarterbacks	2017
O'Donnell, Matt	Defensive Quality Control	2018
	Defensive Assistant	2019
	Coord. of FB Research/Defensive Assistant	2020
Oden, Tony	Assistant Defensive Backs	2004-05
Olivadotti, Tom	Linebackers	2004-05
Olson, Jake	Assistant to the Coaches	2023
Pagano, John	Senior Defensive Asst./Outside Linebackers	2018-19
Palmer, Chris	Offensive Coordinator	2002-05
Pariani, Brian	Tight Ends	2006-13
Pasqualoni, Paul	Defensive Line	2015
Pendry, Joe	Offensive Line	2004-05
	Offensive Coordinator	2005
Perry, John	Tight Ends	2014-16
	Wide Receivers	2017-20
<b>PHILLIPS, WADE</b>	<b>Defensive Coordinator</b>	<b>2011-13</b>
	<b>INTERIM HEAD COACH</b>	<b>2013</b>
Picazo, Robbie	Offensive Assistant	2022
Pleasant, Anthony	Assistant Strength & Conditioning	2014
	Defensive Assistant	2015
Pollack, Frank	Assistant Offensive Line	2008-11
Popovich, Cole	Assistant Offensive Line	2023
Prince, Robert	Wide Receivers	2021
Rhodes, Ray	Assistant Defensive Backs	2008
	Senior Defensive Assistant	2009-10
Richesson, Luke	Senior Director of Sports Performance	2018
Riley, Dan	Head Strength & Conditioning	2002-08
Roman, Greg	Tight Ends	2002-03
	Quarterbacks	2004-05
Ross, Frank	Special Teams Coordinator	2021-23
Rumph, Chris	Outside Linebackers	2020
Ryan, Jim	Offensive Assistant	2011

	Assistant Offensive Line	2012-13
Ryan, Sean	Wide Receivers	2016
	Quarterbacks	2017-18
<b>RYANS, DEMECO</b>	<b>HEAD COACH</b>	<b>2023</b>
<b>Coach</b>	<b>Position</b>	<b>Season</b>
Saleh, Robert	Defensive Assistant	2006-08
	Assistant Linebackers	2009-10
Schiotz, Matt	Assistant Strength & Conditioning	2009-13
Seely, Brad	Special Teams Coordinator	2018-19
Shanahan, Kyle	Wide Receivers	2006
	Quarterbacks	2007
	Offensive Coordinator/Quarterbacks	2008-09
Sherman, Mike	Assistant Head Coach/Offense	2006
	Assistant Head Coach/Offensive Coordinator	2007
Simien, Tracy	Assistant Defensive Line	2006
Slowik, Bobby	Offensive Coordinator	2023
Smith, Allen	Assistant Defensive Line /	
	Defensive Assistant	2021
Smith, Carl	Quarterbacks	2019
	Offensive Consultant	2020
Smith, Cedric	Head Strength & Conditioning	2010-13
<b>SMITH, LOVIE</b>	<b>Associate Head Coach /</b>	
	<b>Defensive Coordinator</b>	<b>2021</b>
	<b>HEAD COACH</b>	<b>2022</b>
Smith, Miles	Linebackers	2021-22
Smith, Richard	Defensive Coordinator	2006-08
Smith, Tracy	Assistant Special Teams Coordinator	2018-19
	Special Teams Coordinator	2020
Stewart, Brian	Assistant Defensive Backs	2002-03
Strausser, Chris	Offensive Line	2023
Sutulovich, Eric	Assistant Special Teams	2002-05
Undlin, Cory	Defensive Passing Game Coordinator	2023
Vasso, Dino	Cornerbacks	2021-23
Voltaire, Billy J.	Asst. S&C/Performance Therapist	2018-19
Vrabel, Mike	Linebackers	2014-16
	Defensive Coordinator	2017
Wallace, Leander	Offensive Quality Control	2022
Warhop, George	Offensive Line	2022
Weaver, Anthony	Defensive Line	2016-19
	Defensive Coordinator/Defensive Line	2020
Welker, Wes	Offensive/Special Teams Assistant	2017-18
White, Ted	Offensive Assistant / Quarterbacks	2022
Wright, Ray	Assistant Strength & Conditioning	2002-08
	Head Strength & Conditioning	2009
Wright, Rod	Assistant Defensive Line	2023
Yates, T.J.	Offensive Assistant	2019
	Assistant Quarterbacks	2020
Zgonina, Jeff	Assistant Defensive Line	2013

\***BOLD** indicates head coaches.



Date	Terms
March 4, 2002:	Traded QB <b>Danny Wuerffel</b> to Washington in exchange for DT <b>Jerry Deloach</b> .
March 25, 2002:	Traded a 2002 seventh-round pick (212th overall) to Pittsburgh as compensation for restricted free agent K <b>Kris Brown</b> .
March 28, 2002:	Traded a 2003 conditional pick to St. Louis in exchange for CB <b>Jacoby Shepherd</b> .
April 17, 2002:	Traded RB <b>Charlie Rogers</b> to Buffalo in exchange for LB <b>Jay Foreman</b> .
April 21, 2002:	Traded a 2002 fourth-round pick (116th overall) to Atlanta in exchange for a 2003 third-round pick (88th overall - QB <b>Dave Ragone</b> ).
March 6, 2003:	Traded a 2003 fifth-round pick (154th overall) to New England in exchange for T <b>Greg Randall</b> .
April 26, 2003:	Traded a 2003 second-round pick (36th overall) and fourth-round pick (117th overall) to New England in exchange for a 2003 second-round pick (41st overall - TE <b>Bennie Joppru</b> ) and third-round pick (75th overall - T <b>Seth Wand</b> ).
April 26, 2003:	Traded a 2003 third-round pick (83rd overall) and seventh-round pick (262nd overall) to Oakland in exchange for a 2004 second-round pick (supplemental - RB <b>Tony Hollings</b> ).
April 27, 2003:	Traded a 2003 fifth-round pick (138th overall) to Indianapolis in exchange for a 2004 fourth-round pick (122nd overall - S <b>Glenn Earl</b> ).
March 19, 2004:	Traded QB <b>Drew Henson</b> to Dallas in exchange for a 2005 third-round pick (73rd overall - RB <b>Vernand Morency</b> ).
April 24, 2004:	Traded a 2004 second-round pick (40th overall), third-round pick (71st overall), fourth-round pick (103rd overall) and fifth-round pick (138th overall) to Tennessee in exchange for a 2004 first-round pick (27th overall - DE <b>Jason Babin</b> ) and fifth-round pick (159th overall - traded).
April 25, 2004:	Traded a 2004 fifth-round pick (159th overall) to Jacksonville in exchange for a 2004 sixth-round pick (175th overall - QB <b>Jammal Lord</b> ) and seventh-round pick (210th overall - DE <b>Raheem Orr</b> ).
April 20, 2005:	Traded a 2005 second-round pick (47th overall) and third-round pick (78th overall) to Oakland in exchange for CB <b>Phillip Buchanon</b> .
April 23, 2005:	Traded a 2005 first-round pick (13th overall) to New Orleans in exchange for a 2005 first-round pick (16th overall - DT <b>Travis Johnson</b> ) and a 2006 third-round pick (66th overall - T <b>Eric Winston</b> ).
April 6, 2006:	Traded a 2006 fifth-round pick (134th overall) to Buffalo in exchange for WR <b>Eric Moulds</b> .
July 27, 2006:	Traded a 2007 conditional pick to San Francisco in exchange for QB <b>Cody Pickett</b> .
Sept. 13, 2006:	Traded RB <b>Vernand Morency</b> to Green Bay in exchange for RB <b>Samkon Gado</b> .
March 22, 2007:	Traded a 2007 first-round pick (eighth overall), a 2007 second-round pick (39th overall) and a 2008 second-round pick (48th overall) to Atlanta in exchange for QB <b>Matt Schaub</b> and a 2007 first-round pick (10th overall - DT <b>Amobi Okoye</b> ).
April 29, 2007:	Traded a 2007 fourth-round draft pick (107th overall) to New Orleans in exchange for a 2007 fourth-round pick (123rd overall - CB <b>Fred Bennett</b> ) and fifth-round pick (163rd overall - T <b>Brandon Frye</b> ).
March 17, 2008:	Traded a 2008 sixth-round pick (183rd overall) to Denver in exchange for C <b>Chris Myers</b> .
April 26, 2008:	Traded a 2008 first-round pick (18th overall) to Baltimore in exchange for a 2008 first-round pick (26th overall - T <b>Duane Brown</b> ), third-round pick (89th overall - RB <b>Steve Slaton</b> ) and sixth-round pick (173rd overall - S <b>Dominique Barber</b> ).
Feb. 27, 2009:	Traded QB <b>Sage Rosenfels</b> to Minnesota in exchange for a 2009 fourth-round pick (122nd overall - TE <b>Anthony Hill</b> ).
Aug. 31, 2009:	Traded DT <b>Travis Johnson</b> to San Diego in exchange for a 2010 sixth-round pick (197th overall - WR <b>Trindon Holliday</b> ).
April 23, 2010:	Traded a 2010 second-round pick (51st overall) to Minnesota in exchange for a 2010 second-round pick (62nd overall - traded) and third-round pick (93rd overall - traded).
April 23, 2010:	Traded a 2010 second-round pick (62nd overall) and fifth-round pick (150th overall) to New England in exchange for a 2010 second-round pick (58th overall - RB <b>Ben Tate</b> ).
April 24, 2010:	Traded a 2010 third-round pick (93rd overall) to Kansas City in exchange for a 2010 fourth-round pick (102nd overall - LB <b>Darryl Sharpton</b> ) and fifth-round pick (144th overall - CB <b>Sherrick McManis</b> ).
April 29, 2011:	Traded a 2011 third-round pick (73rd overall) and fifth-round pick (138th overall) to New England in exchange for a 2011 second-round pick (60th overall - CB <b>Brandon Harris</b> ).
April 30, 2011:	Traded a 2011 fourth-round pick (105th overall) and sixth-round pick (178th overall) to Washington in exchange for a 2011 fourth-round pick (127th overall - CB <b>Roc Carmichael</b> ) and two fifth-round picks (144th overall - S <b>Shiloh Keo</b> & 152nd overall - QB <b>T.J. Yates</b> ).
Oct. 12, 2011:	Traded a 2012 conditional seventh-round pick to the N.Y. Jets in exchange for WR <b>Derrick Mason</b> .
March 20, 2012:	Traded ILB <b>DeMeco Ryans</b> and a 2012 third-round pick (88th overall) to Philadelphia in exchange for a 2012 third-round pick (76th overall - G <b>Brandon Brooks</b> ) and a fourth-round pick (99th overall - C <b>Ben Jones</b> ).
April 27, 2012:	Traded a 2012 second-round pick (58th overall) and seventh-round pick (233rd overall) to Tampa Bay in exchange for a 2012 third-round pick (68th overall - WR <b>DeVier Posey</b> ) and fourth-round pick (126th overall - DE <b>Jared Crick</b> ).
Aug. 31, 2012:	Traded CB <b>Sherrick McManis</b> to Chicago in exchange for FB <b>Tyler Clutts</b> .
April 27, 2013:	Traded a 2013 fifth-round pick (160th overall) to St. Louis in exchange for two sixth-round picks (184th overall - traded & 198th overall - NT <b>Chris Jones</b> ).
April 27, 2013:	Traded a 2013 sixth-round pick (184th overall) and seventh-round pick (233rd overall) to Oakland in exchange for a 2013 sixth-round pick (176th overall - G <b>David Quessenberry</b> ).
Aug. 12, 2013:	Traded WR <b>Jeff Maehl</b> to Philadelphia in exchange for T <b>Nate Menkin</b> .
March 21, 2014:	Traded QB <b>Matt Schaub</b> to Oakland in exchange for a 2014 sixth-round pick (181st overall - RB <b>Alfred Blue</b> ).
May 9, 2014:	Traded a 2014 fourth-round pick (101st overall) and fifth-round pick (141st overall) to Philadelphia in exchange for a 2014 third-round pick (83rd overall - NT <b>Louis Nix</b> ).
June 19, 2014:	Traded QB <b>T.J. Yates</b> to Atlanta in exchange for ILB <b>Akeem Dent</b> .
Aug. 31, 2014:	Traded a 2016 conditional seventh-round pick (243rd overall) to New England in exchange for QB <b>Ryan Mallett</b> .
March 11, 2015:	Traded QB <b>Ryan Fitzpatrick</b> to the N.Y. Jets in exchange for a 2016 conditional sixth-round pick (195th overall - traded).
March 11, 2015:	Traded QB <b>Case Keenum</b> to St. Louis in exchange for a 2016 conditional seventh-round pick (235th overall - traded).
May 1, 2015:	Traded a 2015 second-round pick (51st overall), fourth-round pick (116th overall) and sixth-round pick (195th overall) to Cleveland in exchange for a 2015 second-round pick (43rd overall - ILB <b>Benardrick McKinney</b> ) and seventh-round pick (229th overall - traded).
May 1, 2015:	Traded WR <b>DeVier Posey</b> , a 2015 third-round pick (82nd overall), fifth-round pick (152nd overall) and seventh-round pick (229th overall) to the N.Y. Jets in exchange for a 2015 third-round pick (70th overall - WR <b>Jaelen Strong</b> ).
Aug. 31, 2015:	Traded a 2016 seventh-round pick (235th overall) to Denver in exchange for T <b>Chris Clark</b> .
Sept. 2, 2015:	Traded TE <b>Khari Lee</b> to Chicago in exchange for a 2017 sixth-round pick (188th overall - traded).



Sept. 17, 2015:	Traded WR <b>Keshawn Martin</b> and a 2016 sixth-round pick (196th overall) to New England in exchange for a 2016 fifth-round pick (166th overall - NT <b>D.J. Reader</b> ).
April 28, 2016:	Traded a 2016 first-round pick (22nd overall) and a 2017 sixth-round pick (209th overall) to Washington in exchange for a 2016 first-round pick (21st overall - WR <b>Will Fuller V</b> ).
April 29, 2016:	Traded a 2016 second-round pick (52nd overall) and sixth-round pick (195th overall) to Atlanta in exchange for a 2016 second-round pick (50th overall - C <b>Nick Martin</b> ).
March 9, 2017:	Traded QB <b>Brock Osweiler</b> , a 2018 second-round pick (35th overall) and a 2017 sixth-round pick (188th overall) to Cleveland in exchange for a 2017 fourth-round compensatory pick (142nd overall - DE <b>Carlos Watkins</b> ).
April 27, 2017:	Traded a 2017 first-round pick (25th overall) and a 2018 first-round pick (fourth overall) to Cleveland in exchange for a 2017 first-round pick (12th overall - QB <b>Deshaun Watson</b> ).
Oct. 30, 2017:	Traded T <b>Duane Brown</b> and a 2018 fifth-round pick (141st overall) to Seattle in exchange for a 2018 third-round pick (80th overall - T <b>Martinas Rankin</b> ) and a 2019 second-round pick.
Oct. 30, 2018:	Traded a 2019 fourth-round pick (125th overall) and a 2019 seventh-round pick (237th overall) to Denver in exchange for WR <b>Demaryius Thomas</b> and a 2019 seventh-round pick (220th overall).
Aug. 9, 2019:	Traded a conditional 2020 pick (97th overall) to Cleveland in exchange for RB <b>Duke Johnson</b> .
Aug. 31, 2019:	Traded G <b>Martinas Rankin</b> to Kansas City in exchange for RB <b>Carlos Hyde</b> . Traded a 2020 sixth-round pick (204th overall) to New England in exchange for CB <b>Keion Crossen</b> .
Sept. 2, 2019:	Traded DE/OLB <b>Jadeveon Clowney</b> to Seattle in exchange for OLB <b>Jacob Martin</b> , OLB <b>Barkevious Mingo</b> and a 2020 third-round pick (91st overall - traded). Traded CB <b>Johnson Bademosi</b> , T <b>Julián Davenport</b> , a 2020 first-round pick (26th overall), a 2021 first-round pick and a 2021 second-round pick to Miami in exchange for T <b>Laremy Tunsil</b> , WR <b>Kenny Stills</b> , a 2020 fourth-round pick (141st overall - CB <b>John Reid</b> ) and a 2021 sixth-round pick.
Oct. 22, 2019:	Traded a 2020 third-round pick (91st overall) to Oakland in exchange for CB <b>Gareon Conley</b> .
March 21, 2020:	Traded WR <b>DeAndre Hopkins</b> and a 2020 fourth-round pick (131st overall) to Arizona in exchange for RB <b>David Johnson</b> , a 2020 second-round pick (40th overall - DT <b>Ross Blacklock</b> ) and a 2021 fourth-round pick.
April 10, 2020:	Traded a 2020 second-round pick (57th overall) to the Los Angeles Rams in exchange for WR <b>Brandin Cooks</b> and a 2022 fourth-round pick.
April 25, 2020:	Traded a 2020 fourth-round pick (111th overall) to Miami in exchange for two 2020 fourth-round picks (136th overall and 141st overall). Traded a 2020 fourth-round pick (136th overall) and two 2020 seventh-round picks (248th overall and 250th overall) to the Los Angeles Rams in exchange for a 2020 fourth-round pick (126th overall - T <b>Charlie Heck</b> ). Traded a 2020 seventh-round pick (240th overall) to New Orleans for a 2021 sixth-round pick.
Nov. 2, 2020	Traded DT <b>Eli Ankou</b> to Dallas for a 2022 seventh-round pick.
March 22, 2021	Traded a 2021 fourth-round pick (122nd overall) and a 2021 sixth-round pick (187th overall) to New England in exchange for OL <b>Marcus Cannon</b> , a 2021 fifth-round pick (158th overall) and a 2021 sixth-round pick (194th overall). Traded LB <b>Benardrick McKinney</b> to Miami in exchange for DL <b>Shaq Lawson</b> .
March 23, 2021	Traded a 2022 seventh-round pick to New England in exchange for TE <b>Ryan Izzo</b> . Traded a 2021 sixth-round pick (200th overall) to Cincinnati in exchange for QB <b>Ryan Finley</b> and a 2021 seventh-round pick (231st overall).
April 30, 2021	Traded a 2021 fourth-round pick (109th overall), fifth-round pick (158th overall) and a 2022 fourth-round pick to Carolina in exchange for a 2021 third-round pick (89th overall - WR <b>Nico Collins</b> ).
May 1, 2021	Traded two 2021 sixth-round picks (203rd and 212nd overall) to Buffalo in exchange for a 2021 fifth-round pick (174th overall). Traded a 2021 fifth-round pick (174th overall) and seventh-round pick (233rd overall) to the Los Angeles Rams in exchange for a 2021 fifth-round pick (170th overall - LB <b>Garret Wallow</b> ).
July 26, 2021	Traded a 2022 fifth-round pick to Chicago in exchange for WR <b>Anthony Miller</b> and a 2022 seventh-round pick.
July 29, 2021	Traded WR <b>Randall Cobb</b> to Green Bay in exchange for a 2022 sixth-round pick.
Aug. 16, 2021	Traded DB <b>Keion Crossen</b> to the N.Y. Giants in exchange for a 2023 sixth-round pick.
Aug. 25, 2021	Traded DB <b>John Reid</b> to Seattle in exchange for a conditional 2023 seventh-round pick. Traded a 2022 seventh-round pick to Green Bay in exchange for DB <b>Ka'dar Hollman</b>
Aug. 30, 2021	Traded DL <b>Shaq Lawson</b> to the N.Y. Jets in exchange for a 2022 sixth-round pick.
Sept. 9, 2021	Traded DB <b>Bradley Roby</b> to the New Orleans Saints for a 2022 third-round draft pick and a 2023 conditional sixth-round pick.
Oct. 29, 2021	Traded RB <b>Mark Ingram</b> to the New Orleans Saints for a 2024 seventh-round pick.
Nov. 3, 2021	Traded DL <b>Charles Omenihu</b> to the San Francisco 49ers for a 2023 sixth-round draft pick.
March 18, 2022	Acquired LB <b>Blake Cashman</b> via a trade with the New York Jets for a 2023 sixth-round draft.
March 19, 2022	Traded QB <b>Deshaun Watson</b> and a 2024 sixth-round pick to the Cleveland Browns for a 2022 first-round pick, 2023 first-round pick, 2024 first-round pick, 2023 third-round pick, 2022 fourth-round pick and 2024 fourth-round pick.
April 25, 2022	Acquired a 2022 fifth-round pick (170th overall) from the New England Patriots for a 2022 sixth-round pick (183rd) and 2022 seventh-round pick (245th). The Texans drafted TE <b>Teagan Quitoriano</b> with the 170th overall pick.
April 28, 2022:	Traded first-round pick (13th overall) to the Philadelphia Eagles for a first-round pick (15th overall), fourth round (124th overall) and two fifth round picks (162nd and 166th overall). The Texans selected OL <b>Kenyon Green</b> with the 15th overall pick and traded the 124th, 162nd and 166th picks.
April 29, 2022:	Traded a third-round (68th overall) and two fourth-round picks (108th and 124th overall) to the Cleveland Browns for a second-round (44th overall) pick. The Texans selected WR <b>John Metchie III</b> with the 44th overall pick. Traded third-round (80th overall) and fifth-round (162nd overall) picks to the Denver Broncos for a third-round pick (75th overall). The Texans selected LB <b>Christian Harris</b> with the 75th overall pick.
April 30, 2022:	Traded fifth-round (166th overall) and sixth-round (207th overall) picks to the Chicago Bears for a fifth-round pick (150th overall). The Texans selected DL <b>Thomas Booker</b> with the 150th overall pick.





March 15, 2022: Traded a 2023 sixth-round pick (179th overall) to the Tampa Bay Buccaneers for G **Shaq Mason** and a 2023 seventh-round pick (230th overall).

March 19, 2023: Traded WR **Brandin Cooks** to the Dallas Cowboys for a 2023 fifth-round pick and a 2024 sixth-round pick.

April 27, 2023: Traded the 2023 12th overall pick and the 33rd overall pick to the Arizona Cardinals in exchange for the 2023 third overall pick (DE **Will Anderson Jr.**).

April 28, 2023: Traded a 2023 second-round pick (65th overall), a 2023 sixth-round pick (188th overall) and a 2023 seventh-round pick (230th overall) to Philadelphia in exchange for a second-round pick (62nd overall) (G/C **Juice Scruggs**).

April 28, 2023: Traded a 2023 third-round pick (73rd overall) and a 2023 fifth-round pick (161st overall) to the Los Angeles Rams in exchange for a third-round pick (69th overall) (WR **Tank Dell**).

April 29, 2023: Traded a 2023 third-round pick (105th overall) to Philadelphia in exchange for a 2024 third-round pick.

April 29, 2023: Traded the 104th overall pick and the 203rd pick to Las Vegas in exchange for the 109th overall pick (DE **Dylan Horton**) and the 174th overall pick.

April 29, 2023: Traded the 174th overall pick and the 259th overall pick to the Los Angeles Rams in exchange for the 167th overall pick (LB **Henry To'oto'o**).

April 29, 2023: Traded the 191st overall to Philadelphia in exchange for the 230th overall pick (S **Brandon Hill**).

April 29, 2023: Traded the 230th overall and a sixth-round pick in 2024 to Buffalo in exchange for the 205th overall pick (WR **Xavier Hutchinson**).



## 2002

### Players Signed (17):

March 6: C/G Steve McKinney, Indianapolis  
 March 7: LB Kailee Wong, Minnesota  
 March 10: WR Corey Bradford, Green Bay  
 March 15: RB James Allen, Chicago; LB Greg Jones, Chicago  
 March 25: K Kris Brown, Pittsburgh (restricted)  
 March 26: WR Tony Simmons, Indianapolis  
 April 3: T Jimmy Herndon, Chicago  
 April 5: SS Chris Carter, Cincinnati  
 April 8: QB Kent Graham, Washington; CB Jason Simmons, Pittsburgh  
 April 9: G DeMingo Graham, San Diego; TE Kaseem Sinceno, Chicago  
 April 10: TE Rod Rutledge, New England  
 April 18: LB Jeff Posey, Jacksonville  
 April 25: LB Robert Jones, Washington  
 May 9: LB Allen Aldridge, Detroit

### Players Lost (0):

None

## 2003

### Players Signed (15):

March 1: T/G Zach Wiegert, Jacksonville  
 March 4: LB Jay Foreman, Houston  
 March 11: DE Corey Sears, Houston; FS Kevin Williams, Houston  
 March 17: SS Eric Brown, Houston  
 March 18: CB Pat Dennis, Houston (restricted); QB Mike Quinn, Houston  
 March 21: CB Jason Simmons, Houston  
 March 25: WR JaJuan Dawson, Houston (restricted)  
 March 27: T Jimmy Herndon, Houston  
 April 2: LB Charlie Clemons, New Orleans; CB Kenny Wright, Houston  
 April 4: QB Tony Banks, Houston  
 April 9: RB Stacey Mack, Jacksonville  
 April 25: G Ryan Schau, Houston

### Players Lost (4):

Feb. 28: LB Jeff Posey, Buffalo  
 March 5: T Ryan Young, Dallas  
 March 14: LB Keith Mitchell, Jacksonville  
 March 28: G Cameron Spikes, Arizona

## 2004

### Players Signed (14):

March 3: DE Gary Walker, Houston  
 March 4: DT Robaire Smith, Tennessee; T Todd Wade, Miami; G/C Todd Washington, Houston  
 March 11: CB Jason Simmons, Houston  
 March 16: LB DaShon Polk, Buffalo  
 March 22: TE Mark Bruener, Pittsburgh; DE Corey Sears, Houston  
 March 23: TE Jabari Holloway, Houston (restricted)  
 March 30: FS Pat Dennis, Houston  
 April 19: FB Moran Norris, Houston (restricted)  
 April 20: CB Darrick Vaughn, Houston (restricted)  
 April 22: CB Jason Bell, Houston (restricted)  
 April 28: DE Jerry Deloach, Houston (restricted)

### Players Lost (5):

March 4: FB Greg Comella, Tampa Bay; LB Steve Foley, San Diego  
 March 6: DT Steve Martin, Minnesota  
 March 10: QB Mike Quinn, Denver  
 April 20: T Greg Randall, San Francisco

## 2005

### Players Signed (20):

March 3: LB Morlon Greenwood, Miami; DT Seth Payne, Houston  
 March 5: CB Jason Bell, Houston; FB Moran Norris, Houston  
 March 9: CB Lewis Sanders, Cleveland; DE Corey Sears, Houston; CB Jason Simmons, Houston  
 March 10: DE Jerry Deloach, Houston  
 March 17: QB Tony Banks, Houston; LB Frank Chamberlin, Cincinnati  
 March 23: T Garrick Jones, Houston (restricted)  
 April 11: WR Corey Bradford, Houston; RB Jonathan Wells, Houston

April 12: LB Troy Evans, Houston (restricted)  
 April 15: G Milford Brown, Houston (restricted)  
 April 18: KR Reggie Swinton, Detroit  
 May 3: LB Zeke Moreno, San Diego  
 May 13: T Victor Riley, New Orleans  
 May 18: TE Marcellus Rivers, N.Y. Giants  
 June 8: WR Kevin Kasper, New England

### Players Lost (3):

March 10: FS Marlon McCree, Carolina  
 March 31: CB Kenny Wright, Jacksonville  
 June 7: T Marcus Spears, Cleveland

## 2006

### Players Signed (25):

March 11: FB Jameel Cook, Tampa Bay  
 March 12: QB Sage Rosenfels, Miami; DE Anthony Weaver, Baltimore  
 March 14: CB Chris McKenzie, Houston; P Filip Filipovic, Philadelphia  
 March 19: WR Kevin Walter, Cincinnati (restricted)  
 March 21: TE Jeb Putzier, Denver  
 March 23: LB Shantee Orr, Houston; LB Frank Chamberlin, Houston; LB DaShon Polk, Houston; SS Ramon Walker, Houston  
 March 24: LB Sam Cowart, Minnesota; C Mike Flanagan, Green Bay; LB Troy Evans, Houston  
 March 27: DE N.D. Kalu, Philadelphia  
 March 31: G David Loverne, Detroit  
 April 4: LB Wali Rainer, Detroit; WR Jake Schifino, New England  
 April 10: TE Ben Steele, Green Bay; WR Chris Doering, Pittsburgh; FS Michael Stone, New England  
 April 26: T Brad Bedell, Green Bay  
 April 27: T Seth Wand, Houston (restricted)  
 May 8: RB Antowain Smith, New Orleans; T Ephraim Salaam, Jacksonville

### Players Lost (6):

March 13: CB Jason Bell, N.Y. Giants; WR Corey Bradford, Detroit  
 March 16: WR Jabar Gaffney, Philadelphia  
 March 24: G Tyson Walter, Washington  
 May 6: RB Tony Hollings, Chicago  
 May 10: TE Marcellus Rivers, Oakland

## 2007

### Players Signed (18):

March 5: RB Ahman Green, Green Bay; DB Roc Alexander, Houston; DE N.D. Kalu, Houston; T Ephraim Salaam, Houston  
 March 7: LB Danny Clark, New Orleans  
 March 8: P Chad Stanley, Houston  
 March 9: T Jordan Black, Kansas City  
 March 12: TE Mark Bruener, Houston  
 March 15: DT Jeff Zgonina, Miami  
 March 21: LB Shawn Barber, Philadelphia  
 March 23: RB Ron Dayne, Houston  
 March 26: FB Vonta Leach, Houston  
 April 3: CB Von Hutchins, Houston  
 April 5: CB Jamar Fletcher, Detroit  
 April 12: WR André Davis, Buffalo  
 April 20: LB Shantee Orr, Houston  
 April 23: LB Charlie Anderson, Houston  
 April 27: SS Glenn Earl, Houston

### Players Lost (5):

March 3: DE Antwan Peek, Cleveland  
 March 7: CB Lewis Sanders, Atlanta  
 April 6: QB David Carr, Carolina  
 April 10: LB Troy Evans, New Orleans  
 April 13: SS Michael Stone, N.Y. Giants

## 2008

### Players Signed (21):

March 1: WR André Davis, Houston; CB Jacques Reeves, Dallas  
 March 3: LB Kevin Bentley, Seattle  
 March 7: SS Glenn Earl, Houston  
 March 10: TE Mark Bruener, Houston  
 March 14: LB Chaun Thompson, Cleveland



March 20: RB Chris Brown, Tennessee; S Will Demps, Houston; DT N.D. Kalu, Houston  
 March 24: QB Quinn Gray, Jacksonville; P Matt Turk, Houston  
 March 27: RB Chris Taylor, Houston; WR Harry Williams, Houston; CB Nick Ferguson, Denver  
 April 26: TE Joel Dreessen, Houston  
 May 10: G Fred Weary, Houston  
 May 19: CB Jimmy Williams, San Francisco; TE Ryan Krause, Green Bay  
 May 22: WR Tim Carter, Cleveland; WR Mark Simmons, San Diego  
 June 16: DE Rosevelt Colvin, New England

**Players Lost (6):**

March 1: LB Charlie Anderson, Miami  
 March 2: S Von Hutchins, Atlanta  
 March 4: TE Jeb Putzier, Seattle  
 March 13: LB Danny Clark, N.Y. Giants  
 March 20: S Michael Boulware, Minnesota  
 April 4: WR/KR Jerome Mathis, Washington

**2009**

**Players Signed (12):**

Feb. 27: DE Stanley McClover, Houston; C Chris White, Houston; FS Eugene Wilson, Houston  
 March 1: DE Antonio Smith, Arizona; QB Dan Orlovsky, Detroit  
 March 4: TE Joel Dreessen, Houston  
 March 12: S Nick Ferguson, Houston  
 March 13: WR David Anderson, Houston  
 March 30: DT Shaun Cody, Detroit  
 April 6: LB Cato June, Tampa Bay  
 April 7: T Rashad Butler, Houston; LB Buster Davis, Indianapolis

**Players Lost (2):**

March 4: SS C.C. Brown, N.Y. Giants  
 April 2: CB DeMarcus Faggins, Tennessee

**2010**

**Players Signed (18):**

Jan. 11: QB John David Booty, Minnesota  
 March 8: P Matt Turk, Houston; WR Kevin Walter, Houston  
 March 16: G Wade Smith, Kansas City  
 March 26: DE Tim Bulman, Houston  
 March 31: LB DeMeco Ryans, Houston  
 April 2: SS Bernard Pollard, Houston  
 April 6: RB Ryan Moats, Houston  
 April 7: K Neil Rackers, Arizona  
 April 14: T Rashad Butler, Houston; C Chris White, Houston  
 April 26: TE Michael Gaines, Cleveland  
 April 29: LS Jon Weeks  
 May 12: LB Danny Clark, N.Y. Giants  
 June 11: TE Owen Daniels, Houston  
 June 16: TE Derek Fine, Buffalo  
 June 17: FB Justin Griffith, Seattle; WR Bobby Williams, Minnesota

**Players Lost (2):**

March 5: CB Dunta Robinson, Atlanta  
 March 17: QB Rex Grossman, Washington

**2011**

**Players Signed (13):**

July 29: G Mike Brisiel, Houston (restricted); DE Tim Bulman, Houston; T Rashad Butler, Houston; RB Arian Foster, Houston; WR Jacoby Jones, Houston; CB Johnathan Joseph, Cincinnati; QB Matt Leinart, Houston; DE Damione Lewis, Houston; FS Danieal Manning, Chicago; G Kasey Studdard, Houston  
 August 2: P Brad Maynard, Chicago  
 August 3: FB Lawrence Vickers, Cleveland  
 August 7: ILB Tim Dobbins, Miami

**Players Lost (6):**

July 30: LB Zac Diles, St. Louis  
 July 31: FB Vonta Leach, Baltimore; P Matt Turk, Jacksonville  
 August 4: S Bernard Pollard, Baltimore  
 August 5: DE Mark Anderson, New England  
 August 24: LB Kevin Bentley, San Diego

**2012**

**Players Signed (10):**

March 17: C Chris Myers, Houston  
 March 30: P Donnie Jones, St. Louis  
 April 5: S Quintin Demps, Houston  
 April 13: ILB Tim Dobbins, Houston; ILB Bradie James, Dallas  
 May 8: K Shayne Graham, Baltimore  
 May 11: QB John Beck, Washington  
 June 4: CB Alan Ball, Dallas; RB Justin Forsett, Seattle  
 June 14: FB Moran Norris, San Francisco

**Players Lost (5):**

March 15: OLB Mario Williams, Buffalo  
 March 16: G Mike Brisiel, Oakland  
 March 19: CB Jason Allen, Cincinnati  
 March 23: TE Joel Dreessen, Denver  
 April 30: K Neil Rackers, Washington

**2013**

**Players Signed (9):**

March 15: T Andrew Gardner, Houston  
 March 20: CB Brice McCain, Houston  
 March 22: S Ed Reed, Baltimore  
 March 23: P Shane Lechler, Oakland  
 March 27: FB Greg Jones, Jacksonville  
 April 8: T Ryan Harris, Houston  
 April 12: ILB Tim Dobbins, Houston  
 May 15: C Tyler Horn, Tennessee; RB Deji Karim, Indianapolis

**Players Lost (8):**

March 12: TE James Casey, Philadelphia  
 March 13: S Glover Quin, Detroit  
 March 14: OLB Connor Barwin, Philadelphia  
 March 15: CB Alan Ball, Jacksonville; RB Justin Forsett, Jacksonville  
 March 25: P Donnie Jones, Philadelphia  
 April 15: K Shayne Graham, Cleveland  
 May 8: T Rashad Butler, Cleveland

**2014**

**Players Signed (7):**

March 14: TE Garrett Graham, Houston  
 March 18: NT Jerrell Powe, Kansas City  
 March 21: QB Ryan Fitzpatrick, Tennessee; S Kendrick Lewis, Kansas City  
 March 28: S Chris Clemons, Miami  
 April 7: RB Andre Brown, N.Y. Giants  
 April 15: DE Ricardo Mathews, Indianapolis

**Players Lost (9):**

March 12: OLB Bryan Braman, Philadelphia; ILB Joe Mays, Kansas City; NT Terrell McClain, Dallas; NT Earl Mitchell, Miami  
 March 14: DE Antonio Smith, Oakland; ILB Darryl Sharpton, Washington  
 March 15: RB Ben Tate, Cleveland  
 March 31: T Andrew Gardner, Philadelphia  
 April 8: WR Lestar Jean, Minnesota

**2015**

**Players Signed (16):**

March 9: CB Kareem Jackson, Houston; WR Damaris Johnson, Houston; T Derek Newton, Houston  
 March 10: QB Ryan Mallett, Houston; S Eddie Pleasant, Houston; ILB Jeff Tarpinian, Houston  
 March 11: QB Brian Hoyer, Cleveland  
 March 12: FS Rahim Moore, Denver  
 March 16: NT Vince Wilfork, New England  
 March 16: WR Cecil Shorts III, Jacksonville  
 March 24: ILB Akeem Dent, Houston  
 April 1: WR Nate Washington, Tennessee  
 April 9: G Cody White, Houston  
 April 29: RB Chris Polk, Philadelphia  
 May 1: S Stevie Brown, N.Y. Giants  
 June 2: NT Brandon Deaderick, New Orleans

**Players Lost (2):**

March 10: OLB Brooks Reed, Atlanta  
 March 27: FS Kendrick Lewis, Baltimore



## 2016

### Players Signed (16):

March 7: G/T Jeff Adams, Houston; CB Charles James, Houston  
 March 8: P Shane Lechler, Houston; S Eddie Pleasant, Houston; K Nick Novak, Houston; T Chris Clark, Houston  
 March 10: QB Brock Osweiler, Denver; RB Lamar Miller, Miami; G Jeff Allen, Kansas City; C Tony Bergstrom, Oakland  
 March 16: S Antonio Allen, N.Y. Jets  
 March 18: RB Jonathan Grimes, Houston  
 March 28: CB A.J. Bouye, Houston  
 March 29: QB Brandon Weeden, Houston  
 April 6: OLB John Simon, Houston  
 April 7: S Quintin Demps, Houston

### Players Lost (6):

March 3: TE Garrett Graham, Denver; S Rahim Moore, Cleveland  
 March 10: C Ben Jones, Tennessee; G Brandon Brooks, Philadelphia  
 March 24: WR Nate Washington, New England  
 April 19: QB Brian Hoyer, Chicago

## 2017

### Players Signed (5):

March 9: P Shane Lechler, Houston; K Nick Novak, Houston  
 March 13: TE Ryan Griffin, Houston  
 May 16: T Breno Giacomini, N.Y. Jets  
 June 5: ILB Sio Moore, Arizona

### Players Lost (5):

March 9: CB A.J. Bouye, Jacksonville; S Quintin Demps, Chicago  
 March 10: OLB John Simon, Indianapolis; S Don Jones, San Francisco  
 March 17: G Oday Aboushi, Seattle

## 2018

### Players Signed (16):

March 15: CB Aaron Colvin, Jacksonville; C/G Zach Fulton, Kansas City; T Seantrel Henderson, Buffalo; G Senio Kelemete, New Orleans; DE Angelo Blackson, Houston; WR Bruce Ellington, Houston; CB Johnathan Joseph, Houston; ILB Brian Peters, Houston  
 March 16: CB Johnson Bademosi, New England  
 March 19: S Tyrann Mathieu, Arizona  
 March 20: ILB Josh Keyes, Cleveland  
 March 26: ILB Ben Heeney, Houston  
 March 29: QB Brandon Weeden, Tennessee  
 April 5: QB Joe Webb III, Buffalo  
 April 16: C/G Greg Mancz, Houston  
 April 30: RB Alfred Blue, Houston

### Players Lost (5):

March 15: S Marcus Gilchrist, Oakland  
 March 19: QB Josh Johnson, Oakland  
 March 22: T Breno Giacomini, Oakland  
 March 27: G Xavier Su'a-Filo, Tennessee  
 April 19: CB Marcus Williams, Arizona

## 2019

### Players Signed (9):

March 11: DE Joel Heath, Houston; WR DeAndre Carter, Houston; Angelo Blackson, Houston  
 March 12: S Tashaun Gipson Sr., Jacksonville  
 March 13: CB Bradley Roby, Denver  
 March 15: CB Brian Boddy-Calhoun, Cleveland  
 March 19: TE Darren Fells, Cleveland  
 March 20: QB AJ McCarron, Oakland  
 March 22: QB Joe Webb III, Houston

### Players Lost (5):

March 13: CB/S Kareem Jackson, Denver  
 March 14: S Tyrann Mathieu, Kansas City; DE Christian Covington, Dallas  
 March 15: T Kendall Lamm, Cleveland  
 April 1: RB Alfred Blue, Jacksonville

## 2020

### Players Signed (12):

March 21: ILB Tyrell Adams, Houston; WR Randall Cobb, Dallas; CB Phillip Gaines, Houston; T Roderick Johnson, Houston; QB AJ McCarron, Houston; S Eric Murray,

Cleveland; T Brent Qvale, N.Y. Jets; CB Bradley Roby, Houston; S Jaylen Watkins, L.A. Chargers; LS Jon Weeks, Houston  
 April 27: LS Anthony Kukwa; S Michael Thomas, N.Y. Giants

### Players Lost (5):

March 17: DE/NT D.J. Reader, Cincinnati  
 March 18: RB Taiwan Jones, Buffalo  
 March 23: OLB Barkevious Mingo, Chicago  
 April 29: CB Johnathan Joseph, Tennessee  
 May 22: RB Carlos Hyde, Seattle

## 2021

### Players Signed (31):

March 22: OL Justin McCray, Atlanta; WR Donte Moncrief, New England; LB Hardy Nickerson, Minnesota; QB Tyrod Taylor, L.A. Chargers; DL Vincent Taylor, Cleveland; LB Joe Thomas, Dallas  
 March 23: DB Terrence Brooks, New England; DL Maliek Collins, Las Vegas; LB Kamu Grugier-Hill, Miami; DL Derek Rivers, L.A. Rams  
 March 24: DB Terrance Mitchell, Cleveland; WR Chris Moore, Baltimore; LB Kevin Pierre-Louis, Washington; WR Andre Roberts, Buffalo  
 March 29: WR Chris Conley, Jacksonville; DL Jordan Jenkins, N.Y. Jets; LS Jon Weeks, Houston  
 March 30: WR Alex Erickson, Cincinnati; DB Desmond King II, Tennessee  
 April 8: DL Jaleel Johnson, Minnesota  
 April 9: OL Roderick Johnson, Houston  
 April 14: TE Antony Auclair, Tampa Bay  
 April 16: OL Lane Taylor, Green Bay; DL DeMarcus Walker, Denver  
 May 7: LB Neville Hewitt, N.Y. Jets  
 May 17: DB Shyheim Carter, Atlanta  
 May 20: QB Jeff Driskel, Denver; WR Taywan Taylor, Cleveland  
 May 21: OL Geron Christian Sr., Washington  
 June 1: RB Rex Burkhead, New England  
 August 2: OL Danny Isidora, Pittsburgh

### Players Lost (5):

March 18: WR Will Fuller V, Miami  
 March 22: DL Carlos Watkins, Dallas; LB Brennan Scarlett, Miami  
 March 31: LB Tyrell Adams, Buffalo  
 April 30: QB AJ McCarron, Atlanta

## 2022

### Players Signed (29):

March 18: OL Cedric Ogbuehi, Tennessee  
 March 23: QB Kyle Allen, Washington; RB Dare Ogunbowale, Jacksonville; OL A.J. Cann, Jacksonville; WR Chris Conley, Jacksonville; DL Ogbonnia Okoronkwo, L. A. Rams; C Scott Quessenberry, L.A. Chargers; LB Jalen Reeves-Maybin, Detroit  
 March 24: TE Pharaoh Brown, Houston; LB Kamu Grugier-Hill, Houston; WR Chris Moore, Houston; S M.J. Stewart, Cleveland; CB Isaac Yiadom, Green Bay  
 March 25: RB Royce Freeman, Houston; FB Andy Janovich, Cleveland  
 March 28: WR DaeSean Hamilton, Denver  
 March 29: CB Terrence Brooks, Houston  
 March 30: LB Neville Hewitt, Houston; TE Anthony Auclair, Houston  
 April 11: RB Marlon Mack, Indianapolis  
 April 14: CB Steven Nelson, Philadelphia  
 May 2: DE Rasheem Green, Seattle  
 May 4: QB Kevin Hogan, Tennessee  
 May 10: DE Mario Addison, Buffalo  
 May 11: DE Jerry Hughes, Buffalo  
 May 23: TE Darrell Daniels, Arizona  
 June 8: WR Chad Beebe, Minnesota  
 June 10: TE Mason Schreck, Cincinnati  
 August 3: WR Chester Rogers, Tennessee



**Players Lost (17):**

March 16: Cann; WR Phillip Dorsett, Las Vegas; QB Jeff Driskel, Arizona; RB Royce Freeman; DE Rasheem Green, Chicago; TE O.J. Howard, Las Vegas; LG Justin McCray, Carolina; WR Chris Moore, Tennessee; DE Ogbonnia Okoronkwo, Cleveland; S Jonathan Owens, Green Bay; LB Kevin Pierre-Louis; LB Jalen Reeves-Maybin, Detroit

**2023**

**Players Signed (27):**

March 2: LS Jon Weeks, Houston  
 March 6: DL Taylor Stallworth, Houston  
 March 14: WR Robert Woods, Tennessee  
 March 15: DB M.J. Stewart, Houston  
 March 16: DL Derek Rivers, Houston  
 March 17: DB Tavierre Thomas, Houston; TE Andrew Beck, Denver; RB Mike Boone, Denver; WR Noah Brown, Dallas; QB Case Keenum, Buffalo; DL Chase Winovich, Cleveland  
 March 18: DL Sheldon Rankins, N.Y. Jets; DL Hassan Ridgeway, San Francisco; DB Jimmie Ward, San Francisco  
 March 21: OL Michael Deiter, Miami; LB Cory Littleton, Carolina; RB Devin Singletary, Buffalo  
 March 24: TE Dalton Schultz, Dallas; WR Steven Sims, Pittsburgh  
 April 4: LB Denzel Perryman, Las Vegas  
 May 4: OL Greg Little, Miami; DB Darius Phillips, Denver  
 May 8: LB Neville Hewitt, Houston  
 May 17: TE Jordan Murray, Indianapolis  
 May 18: DT Byron Cowart, Indianapolis; CB Shaquill Griffin, Jacksonville  
 May 22: DE Jacob Martin, Denver



The Texans have appeared in 47 primetime games (including Thanksgiving) and have posted a record of 20-27, including an 9-4 record over the last four years.

<b>Year (No.)</b>	<b>Date</b>	<b>Opponent</b>	<b>Network</b>	<b>Result</b>	<b>Attendance</b>
2002 (1)	Sunday, Sept. 8	Dallas	ESPN	W, 19-10	69,604
2004 (1)	Sunday, Nov. 21	Green Bay	ESPN	L, 13-16	70,769
2005 (2)	Sunday, Oct. 16	at Seattle	ESPN	L, 10-42	66,196
	Sunday, Nov. 20	Kansas City	ESPN	L, 17-45	70,481
2007 (1)	Thursday, Dec. 13	Denver	NFL Network	W, 31-13	70,747
2008 (1)	Monday, Dec. 1	Jacksonville	ESPN	W, 30-17	70,809
2009 (1)	Monday, Nov. 23	Tennessee	ESPN	L, 17-20	71,153
2010 (3)	Monday, Nov. 1	at Indianapolis	ESPN	L, 17-30	66,363
	Thursday, Dec. 1	at Philadelphia	NFL Network	L, 24-34	69,144
	Monday, Dec. 13	Baltimore	ESPN	L, 28-34	71,413
2011 (1)	Thursday, Dec. 22	at Indianapolis	NFL Network	L, 16-19	64,159
2012 (5)	Monday, Oct. 8	at N.Y. Jets	ESPN	W, 23-17	79,088
	Sunday, Oct. 14	Green Bay	NBC	L, 24-42	71,702
	Sunday, Nov. 11	Chicago	NBC	W, 13-6	62,410
	Thursday, Nov. 22	at Detroit	CBS	W, 34-31 (OT)	64,827
	Monday, Dec. 10	at New England	ESPN	L, 14-42	69,756
2013 (4)	Monday, Sept. 9	at San Diego	ESPN	W, 31-28	59,522
	Sunday, Oct. 6	at San Francisco	NBC	L, 3-34	69,732
	Sunday, Nov. 3	Indianapolis	NBC	L, 24-27	71,778
	Thursday, Dec. 5	Jacksonville	NFL Network	L, 20-27	60,414
2014 (2)	Thursday, Oct. 9	Indianapolis	NFL Network	L, 28-33	71,787
	Monday, Oct. 20	at Pittsburgh	ESPN	L, 23-30	56,375
2015 (3)	Thursday, Oct. 8	Indianapolis	CBS	L, 20-27	71,732
	Monday, Nov. 16	at Cincinnati	ESPN	W, 10-6	61,381
	Sunday, Dec. 13	New England	NBC	L, 6-27	71,908
2016 (5)	Thursday, Sept. 22	at New England	CBS/NFL Network/Twitter	L, 0-27	66,829
	Sunday, Oct. 16	Indianapolis	NBC	W, 26-23 (OT)	71,891
	Monday, Oct. 24	at Denver	ESPN	L, 9-27	76,865
	Monday, Nov. 21	at Oakland (Mexico City)	ESPN	L, 20-27	76,473
	Saturday, Dec. 24	Cincinnati	NFL Network	W, 12-10	71,836
2017 (4)	Thursday, Sept. 14	at Cincinnati	NFL Network	W, 13-9	52,942
	Sunday, Oct. 8	Kansas City	NBC	L, 34-42	71,835
	Monday, Nov. 27	at Baltimore	ESPN	L, 16-23	70,357
	Monday, Dec. 25	Pittsburgh	NBC/NFLN/Amazon	L, 6-34	71,842
2018 (4)	Sunday, Oct. 7	Dallas	NBC	W, 19-16 (OT)	72,008
	Thursday, Oct. 25	Miami	FOX/NFLN/Amazon	W, 42-23	71,726
	Monday, Nov. 26	Tennessee	ESPN	W, 34-17	71,826
	Saturday, Dec. 15	at N.Y. Jets	NFLN	W, 29-22	77,982
2019 (5)	Monday, Sept. 9	at New Orleans	ESPN	L, 28-30	73,039
	Sunday, Nov. 11	at Jacksonville (London)	FOX/NFL Network	W, 26-3	84,771
	Thursday, Nov. 21	Indianapolis	FOX/NFL Network	W, 20-17	71,727
	Sunday, Dec. 1	New England	NBC	W, 28-22	72,025
	Saturday, Dec. 21	at Tampa Bay	FOX/NFL Network	W, 23-20	49,036
2020 (2)	Thursday, Sept. 10	at Kansas City	NBC	L, 20-34	15,895
	Thursday, Nov. 26	at Detroit	CBS	W, 41-25	0
2021 (1)	Thursday, Sept. 23	vs. Carolina	FOX/NFL Network	L, 9-24	68,320
2022 (1)	Thursday, Nov. 3	vs. Philadelphia	Amazon Prime	L, 17-29	68,831



The Texans have gone to overtime 19 times in franchise history and have posted an 9-10-1 record in those contests. Houston is 5-6-1 in overtime games at NRG Stadium and 4-4 on the road.

**November 23, 2003 at Reliant Stadium**

New England 23  
Houston 20

Game winner- K Adam Vinatieri's 28-yard FG

**October 10, 2004 at Reliant Stadium**

Minnesota 34  
Houston 28

Game winner- WR Marcus Robinson's 50-yard TD reception

**November 27, 2005 at Reliant Stadium**

St. Louis 33  
Houston 27

Game winner- WR Kevin Curtis' 56-yard TD reception

**January 1, 2006 at Monster Park**

Houston 17  
San Francisco 20

Game winner- K Joe Nedney's 33-yard FG

**December 10, 2006 at Reliant Stadium**

Tennessee 26  
Houston 20

Game winner- QB Vince Young's 39-yard TD run

**September 28, 2008 at Jacksonville Municipal Stadium**

Houston 27  
Jacksonville 30

Game winner- K Josh Scobee's 37-yard FG

**September 19, 2010 at FedEx Field**

Houston 30  
Washington 27

Game winner- K Neil Rackers' 35-yard FG

**December 13, 2010 at Reliant Stadium**

Baltimore 34  
Houston 28

Game winner- CB Josh Wilson's 12-yard INT return for touchdown

**November 18, 2012 at Reliant Stadium**

Jacksonville 37  
Houston 43

Game winner- WR Andre Johnson's 48-yard TD reception

**November 22, 2012 at Ford Field**

Houston 34  
Detroit 31

Game winner- K Shayne Graham's 32-yard FG

**September 15, 2013 at Reliant Stadium**

Tennessee 24  
Houston 30

Game winner- WR DeAndre Hopkins' three-yard TD reception

**September 29, 2013 at Reliant Stadium**

Houston 20  
Seattle 23

Game winner- K Stephen Hauschka's 45-yard FG

**October 5, 2014 at AT&T Stadium**

Houston 17  
Dallas 20

Game winner- K Dan Bailey's 49-yard FG

**October 16, 2016 at NRG Stadium**

Indianapolis 23  
Houston 26

Game winner- K Nick Novak's 33-yard FG

**September 30, 2018 at Lucas Oil Stadium**

Houston 37  
Indianapolis 34

Game winner- K Ka'imi Fairbairn's 37-yard FG

**October 7, 2018 at NRG Stadium**

Dallas 16  
Houston 19

Game winner- K Ka'imi Fairbairn's 36-yard FG

**January 4, 2019 at NRG Stadium (Wild Card Round)**

Buffalo 19  
Houston 22

Game winner- K Ka'imi Fairbairn's 28-yard FG

**October 18, 2020 at Nissan Stadium**

Houston 36  
Tennessee 42

Game winner- RB Derrick Henry 5-yard TD run

**September 11, 2023 at NRG Stadium**

Houston 20  
Tennessee 20



**Art Rooney Sportsmanship Award Finalist:**

**2021:** WR Brandin Cooks

**Associated Press Defensive Player of the Year**

**2012:** DE J.J. Watt

**2014:** DE J.J. Watt

**2015:** DE J.J. Watt

**Associated Press All-Pro First Team**

**2005:** KR Jerome Mathis

**2008:** WR Andre Johnson

**2009:** WR Andre Johnson

**2010:** RB Arian Foster

FB Vonta Leach

**2012:** T Duane Brown

DE J.J. Watt

**2013:** DE J.J. Watt

**2014:** DE J.J. Watt

**2015:** DE J.J. Watt

**2017:** WR DeAndre Hopkins

**2018:** WR DeAndre Hopkins

DE J.J. Watt

**2019:** WR DeAndre Hopkins

**Associated Press All-Pro Second Team**

**2007:** LB DeMeco Ryans

DE Mario Williams

**2011:** T Duane Brown

ILB Brian Cushing

RB Arian Foster

CB Johnathan Joseph

**2012:** WR Andre Johnson

**2015:** WR DeAndre Hopkins

**2016:** DE/OLB Jadeveon Clowney

OLB Whitney Mercilus

ILB Benardrick McKinney

**2018:** DE J.J. Watt

**Associated Press Rookie of the Year**

**2006:** LB DeMeco Ryans (Defensive)

**2009:** LB Brian Cushing (Defensive)

**Bert Bell Professional Football Player of the Year / Maxwell Football Club**

**2014:** DE J.J. Watt

**NFL Pro Bowl**

**2003**

CB Aaron Glenn (3rd overall selection)

DE Gary Walker (2nd overall selection)

**2005**

WR Andre Johnson (1st selection)

**2006**

WR Jerome Mathis (1st selection)

**2007**

WR Andre Johnson (2nd selection)

**2008**

LB DeMeco Ryans (1st selection)

**2009**

WR Andre Johnson (3rd selection)

DE Mario Williams (1st selection)

TE Owen Daniels (1st selection)

**2010**

LB Brian Cushing (1st selection)

WR Andre Johnson (4th selection)

LB DeMeco Ryans (2nd selection)  
QB Matt Schaub (1st selection)  
DE Mario Williams (2nd selection)

**2011**

RB Arian Foster (1st selection)

WR Andre Johnson (5th selection)

FB Vonta Leach (1st selection)

RB Arian Foster (2nd selection)

CB Johnathan Joseph (1st selection)

C Chris Myers (1st selection)

DE Antonio Smith (1st selection)

**2012**

T Duane Brown (1st selection)

TE Owen Daniels (2nd selection)

RB Arian Foster (3rd selection)

WR Andre Johnson (6th selection)

CB Johnathan Joseph (2nd selection)

C Chris Myers (2nd selection)

QB Matt Schaub (2nd selection)

LG Wade Smith (1st selection)

DE J.J. Watt (1st selection)

**2013**

T Duane Brown (2nd selection)

WR Andre Johnson (7th selection)

DE J.J. Watt (2nd selection)

**2014**

RB Arian Foster (4th selection)

DE J.J. Watt (3rd selection)

**2015**

WR DeAndre Hopkins (1st selection)

DE J.J. Watt (4th selection)

LS Jon Weeks (1st selection)

**2016**

DE/OLB Jadeveon Clowney (1st selection)

**2017**

DE/OLB Jadeveon Clowney (2nd selection)

WR DeAndre Hopkins (2nd selection)

**2018**

DE/OLB Jadeveon Clowney (3rd selection)

WR DeAndre Hopkins (3rd selection)

ILB Benardrick McKinney (1st selection)

RB Lamar Miller (1st selection)

QB Deshaun Watson (1st selection)

DE J.J. Watt (5th selection)

**2019**

WR DeAndre Hopkins (4th selection)

T Laremy Tunsil (1st selection)

QB Deshaun Watson (2nd selection)

**2020**

T Laremy Tunsil (2nd selection)

QB Deshaun Watson (3rd selection)

**2022**

T Laremy Tunsil (3rd selection)

**NFL Pro Bowl Most Valuable Player**

**2010:** QB Matt Schaub

**2015:** DE J.J. Watt (Defensive)

**Kansas City 101 AFC Coach of the Year**

**2011:** Gary Kubiak

**Kansas City 101 AFC Defensive Player of the Year**

**2012:** DE J.J. Watt

**2014:** DE J.J. Watt

**2015:** DE J.J. Watt

**2018:** DE J.J. Watt

**Associated Press NFL Player of the Week**

**2007:** DE Mario Williams (Sept. 9)

K Kris Brown (Oct. 7)

**2008:** WR Andre Johnson (Oct. 26)

**AFC Player of the Month**

**2002**

P Chad Stanley (Special Teams, Sept.)

**2003**

CB Marcus Coleman (Defense, Sept.)

**2008**

WR Andre Johnson (Offense, Oct.)

**2010**

RB Arian Foster (Offense, Sept.)

**2011**

RB Arian Foster (Offense, Oct.)

OLB Connor Barwin (Defense, Nov.)

**2012**

DE J.J. Watt (Defense, Sept.)

WR Andre Johnson (Offense, Nov.)

DE J.J. Watt (Defense, Dec.)

**2014**

DE J.J. Watt (Defense, Sept.)

DE J.J. Watt (Defense, Dec.)

**2015**

DE J.J. Watt (Defense, Nov.)

OLB Whitney Mercilus (Defense, Dec.)

**2016**

S Quintin Demps (Defense, Dec.)

**2017**

QB Deshaun Watson (Offense, Oct.)

**2018**

DE J.J. Watt (Defense, Sept.)

K Ka'imi Fairbairn (Special Teams, Dec.)

**2019**

QB Deshaun Watson (Offense, Oct.)

**NFL Player of the Month**

**2007**

WR/KR André Davis (Special Teams, Dec.)





## AFC Player of the Week

- 2002**  
 CB Aaron Glenn (Defense, Dec. 8)  
 WR Avion Black (Special Teams, Dec. 15)
- 2003**  
 P Chad Stanley (Special Teams, Nov. 2)
- 2004**  
 K Kris Brown (Special Teams, Sept. 26)
- 2005**  
 WR Jerome Mathis (Special Teams, Oct. 30)
- 2006**  
 WR Andre Johnson (Offense, Oct. 1)  
 LB DeMeco Ryans (Defense, Dec. 3)  
 K Kris Brown (Special Teams, Dec. 24)
- 2007**  
 DE Mario Williams (Defense, Sept. 9)  
 K Kris Brown (Special Teams, Oct. 7)  
 WR André Davis (Special Teams, Dec. 9)  
 DE Mario Williams (Defense, Dec. 13)
- 2008**  
 WR Jacoby Jones (Special Teams, Oct. 12)  
 WR Jacoby Jones (Special Teams, Oct. 26)  
 QB Matt Schaub (Offense, Dec. 7)  
 RB Steve Slaton (Offense, Dec. 1)
- 2009**  
 QB Matt Schaub (Offense, Sept. 20)  
 WR Jacoby Jones (Special Teams, Oct. 4)  
 LB Brian Cushing (Defense, Oct. 18)  
 LB Brian Cushing (Defense, Nov. 1)
- 2010**  
 RB Arian Foster (Offense, Sept. 15)  
 WR Andre Johnson (Offense, Sept. 22)  
 QB Matt Schaub (Offense, Oct. 20)  
 CB Glover Quin (Defense, Dec. 1)
- 2011**  
 RB Arian Foster (Offense, Oct. 5 & Oct. 26)
- 2012**  
 DE J.J. Watt (Defense, Sept. 19)  
 QB Matt Schaub (Offense, Nov. 21)  
 DE J.J. Watt (Defense, Dec. 19)
- 2014**  
 DE J.J. Watt (Defense, Oct. 1)  
 DE J.J. Watt (Defense, Nov. 19)  
 QB Ryan Fitzpatrick (Offense, Dec. 3)  
 K Randy Bullock (Special Teams, Dec. 24)
- 2015**  
 WR DeAndre Hopkins (Offense, Week 6)  
 DE J.J. Watt (Defense, Week 11)  
 DE J.J. Watt (Defense, Week 17)
- 2016**  
 OLB Whitney Mercilus (Defense, Week 1)  
 WR Will Fuller V (Special Teams, Week 4)  
 P Shane Lechler (Special Teams, Week 8)
- 2017**  
 QB Deshaun Watson (Offense, Week 4)  
 CB Johnathan Joseph (Defense, Week 6)
- 2018**  
 DE/OLB Jadeveon Clowney (Defense, Week 4)  
 DE J.J. Watt (Defense, Week 12)  
 K Ka'imi Fairbairn (Special Teams, Week 15)
- 2019**  
 OLB Whitney Mercilus (Defense, Week 2)  
 QB Deshaun Watson (Offense, Week 3)  
 QB Deshaun Watson (Offense, Week 5)

## 2019 (cont.)

- QB Deshaun Watson (Offense, Week 13)  
 DE Angelo Blackson (Special Teams, Week 15)
- 2020**  
 QB Deshaun Watson (Offense, Week 11)
- 2021**  
 DB Tremon Smith (Special Teams, Week 15)  
 DB Tavierre Thomas (Defense, Week 16)

## NFL Rookie of the Week

- 2003**  
 WR Andre Johnson (Sept. 28)  
 RB Domanick Davis (Oct. 19)  
 RB Domanick Davis (Oct. 26)  
 RB Domanick Davis (Nov. 2)  
 RB Domanick Davis (Nov. 9)  
 WR Andre Johnson (Nov. 16)  
 RB Domanick Davis (Nov. 30)
- 2011**  
 QB T.J. Yates (Dec. 13)

## NFL Rookie of the Month

- 2003:** RB Domanick Davis (Oct.)  
**2006:** LB DeMeco Ryans (Dec.)  
**2007:** DT Amobi Okoye (Sept.)  
**2008:** RB Steve Slaton (Dec.)  
**2009:** ILB Brian Cushing (Nov.)  
 ILB Brian Cushing (Dec.)  
**2013:** WR DeAndre Hopkins (Sept.)  
**2017:** QB Deshaun Watson (Oct.)

## NFL Rookie of the Year

- 2003:** RB Domanick Davis

## NFL Coach of the Week

- 2002:** Dom Capers (Sept. 8)  
**2003:** Dom Capers (Sept. 28)

## NFL Alumni Player of the Year

- 2005:** KR Jerome Mathis (Kick Returner)  
**2006:** WR Andre Johnson (Wide Receiver)  
**2007:** DE Mario Williams (Defensive Lineman)  
**2008:** WR Andre Johnson (Wide Receiver)  
**2009:** WR Andre Johnson (Wide Receiver)

## NFL Players Association

- Rookie of the Week**  
**2008:** RB Steve Slaton (Oct. 5)

## College & Pro Football News Weekly All-Pro

- 2002:** CB Aaron Glenn

## ESPN.com All-Pro

- 2003:** P Chad Stanley  
**2008:** WR Andre Johnson

## ESPN.com All-Rookie

- 2004:** CB Dunta Robinson

## FedEx Air Player of the Week

- 2010:** QB Matt Schaub (Week 2)  
**2012:** QB Matt Schaub (Week 11)  
**2014:** QB Ryan Fitzpatrick (Week 13)  
**2017:** QB Deshaun Watson (Week 4)

## FedEx Ground Player of the Week

- 2010:** RB Arian Foster (Week 1)  
 RB Arian Foster (Week 17)

## GMC Never Say Never Moment of the Week

- 2013:** Week 1, ILB Brian Cushing game-tying INT return at San Diego

## Madden Most Valuable Protectors

- 2011:** Week 7 (LT Duane Brown, LG Wade Smith, C Chris Myers, RG Mike Brisiel, RT Eric Winston)  
**2012:** Week 4 (LT Duane Brown, LG Wade Smith, C Chris Myers, RG Antoine Caldwell, RT Derek Newton)  
**2012:** Week 13 (LT Duane Brown, LG Wade Smith, C Chris Myers, RG Ben Jones, RT Ryan Harris)

## Football Digest All-Pro

- 2002:** CB Aaron Glenn (2nd team)  
**2004:** WR Andre Johnson (2nd team)

## KFFL All-Rookie Team

- 2003:** RB Domanick Davis  
 WR Andre Johnson

## Mickey Herskowitz Award

- 2004:** QB David Carr  
**2005:** CB Dunta Robinson  
**2006:** DE N.D. Kalu  
**2007:** T Ephraim Salaam  
**2008:** WR Andre Johnson

## Pro Football Weekly/PFWA Defensive Most Valuable Player

- 2012:** DE J.J. Watt  
**2014:** DE J.J. Watt  
**2015:** DE J.J. Watt

## Pro Football Weekly/PFWA All-NFL

- 2005:** KR Jerome Mathis  
**2008:** WR Andre Johnson  
**2009:** WR Andre Johnson  
 ILB Brian Cushing  
**2011:** CB Johnathan Joseph  
**2012:** T Duane Brown  
 DE J.J. Watt  
**2013:** DE J.J. Watt  
**2014:** DE J.J. Watt  
**2015:** DE J.J. Watt  
 WR DeAndre Hopkins  
**2016:** DE/OLB Jadeveon Clowney  
**2017:** WR DeAndre Hopkins  
**2018:** WR DeAndre Hopkins  
 DE J.J. Watt



### Pro Football Weekly All-AFC

- 2002:** CB Aaron Glenn  
DE Gary Walker
- 2005:** KR Jerome Mathis
- 2008:** WR Andre Johnson
- 2009:** WR Andre Johnson  
LB Brian Cushing
- 2011:** T Duane Brown  
ILB Brian Cushing  
CB Johnathan Joseph
- 2012:** T Duane Brown  
DE J.J. Watt
- 2013:** DE J.J. Watt
- 2014:** DE J.J. Watt
- 2015:** DE J.J. Watt  
WR DeAndre Hopkins
- 2016:** DE/OLB Jadeveon Clowney
- 2017:** DE/OLB Jadeveon Clowney  
WR DeAndre Hopkins
- 2018:** WR DeAndre Hopkins  
DE J.J. Watt
- 2019:** WR DeAndre Hopkins

### Pro Football Weekly All-Rookie

- 2002:** QB David Carr
- 2003:** RB Domanick Davis  
WR Andre Johnson
- 2005:** KR Jerome Mathis
- 2006:** TE Owen Daniels  
LB DeMeco Ryans
- 2007:** DT Amobi Okoye
- 2008:** LB Xavier Adibi
- 2009:** ILB Brian Cushing
- 2011:** DE J.J. Watt
- 2013:** WR DeAndre Hopkins
- 2017:** QB Deshaun Watson
- 2019:** T Tytus Howard

### Pro Football Weekly Most Improved

- 2010:** RB Arian Foster

### Pro Football Weekly Rookie of the Year

- 2004:** CB Dunta Robinson (Defense)
- 2006:** LB DeMeco Ryans (Defense)
- 2009:** ILB Brian Cushing (Defense)

### Sports Illustrated All-Pro Team

- 2005:** KR Jerome Mathis
- 2008:** WR Andre Johnson
- 2011:** T Eric Winston

### Sports Illustrated Sportsperson of the Year

- 2017:** DE J.J. Watt

### SI.com Coordinator of the Year

- 2011:** Wade Phillips, Defensive Coordinator

### Sporting News All-Rookie Team

- 2008:** LB Xavier Adibi
- 2009:** ILB Brian Cushing

### Sporting News All-Pro

- 2002:** CB Aaron Glenn
- 2005:** KR Jerome Mathis
- 2008:** DE Mario Williams  
WR Andre Johnson
- 2009:** WR Andre Johnson
- 2010:** RB Arian Foster  
WR Andre Johnson
- 2018:** WR DeAndre Hopkins  
DE J.J. Watt

### Sporting News Coordinator of the Year

- 2011:** Wade Phillips, Defensive Coordinator

### Sporting News Defensive Player of the Year

- 2014:** DE J.J. Watt
- 2015:** DE J.J. Watt

### CNN/SI Peter King's Player of the Week

- 2008:** QB Matt Schaub (Offense, Dec. 7)  
WR Jacoby Jones (Special Teams, Oct. 26)  
WR Andre Johnson (Offense, Dec. 14)

### ESPN ESPY'S

- 2011:** RB Arian Foster (Strongest Performance)

### Touchdown Club Player of the Year

- 2004:** WR Andre Johnson
- 2005:** RB Domanick Davis
- 2006:** WR Andre Johnson
- 2007:** LB DeMeco Ryans
- 2008:** WR Andre Johnson

### USA Today All-Joe Team

- 2002:** DT Seth Payne
- 2003:** T Chester Pitts  
DE Corey Sears
- 2004:** G Chester Pitts  
P Chad Stanley
- 2005:** RB Jonathan Wells
- 2006:** DE Anthony Weaver
- 2007:** LB Morlon Greenwood  
CB Von Hutchins  
T Eric Winston
- 2008:** FB Vonta Leach  
CB Antwaun Molden  
WR Kevin Walter  
G Mike Brisiel
- 2009:** S Bernard Pollard
- 2011:** RG Mike Brisiel  
OLB Connor Barwin  
T Duane Brown  
RB Ben Tate  
DE J.J. Watt
- 2012:** OLB Bryan Braman  
FB James Casey

### Walter Payton NFL Man of the Year

- 2017:** DE J.J. Watt

### Ed Block Courage Award

- 2002:** CB Jason Bell
- 2003:** CB Aaron Glenn
- 2004:** DT Seth Payne
- 2005:** WR Jabar Gaffney
- 2006:** LB Kailee Wong
- 2007:** DE Anthony Weaver
- 2008:** WR Harry Williams
- 2009:** LB Zac Diles
- 2010:** TE Joel Dreessen
- 2011:** LB DeMeco Ryans
- 2012:** QB Matt Schaub
- 2013:** ILB Brian Cushing
- 2014:** G David Quessenberry
- 2015:** DE/OLB Jadeveon Clowney
- 2016:** T Duane Brown
- 2017:** T Derek Newton
- 2018:** S Andre Hal
- 2019:** S Justin Reid
- 2020:** ILB Dylan Cole
- 2021:** OL Justin Britt
- 2022:** CB Tavierre Thomas

### Deacon Jones Award

- 2015:** DE J.J. Watt



## 2002

Rd	Pick	Player	College	Pos.
1	1	David Carr	Fresno State	QB
2	33	Jabar Gaffney	Florida	WR
2	50	Chester Pitts	San Diego State	T
3	66	Fred Weary	Tennessee	G
3	83	Charles Hill	Maryland	DT
4	99	Jonathan Wells	Ohio State	RB
5	136	Jarrod Baxter	New Mexico	FB
5	153	Ramon Walker	Pittsburgh	FS
6	173	DeMarcus Faggins	Kansas State	CB
6	190	Howard Green	LSU	DT
7	229	Greg White	Minnesota	LB
7	261	Ahmad Miller	UNLV	DT
<b>Supplemental Draft</b>				
6		Milford Brown	Florida State	G

## 2003

Rd	Pick	Player	College	Pos.
1	3	Andre Johnson	Miami	WR
2	41	*Bennie Joppru	Michigan	TE
3	67	Antwan Peek	Cincinnati	LB
3	75	Seth Wand	NW Missouri St.	T
3	88	Dave Ragone	Louisville	QB
4	104	Domanick Davis	LSU	RB
6	192	Drew Henson	Michigan	QB
6	214	Keith Wright	Missouri	DT
7	217	Curry Burns	Louisville	SS
7	233	Chance Pearce	Texas A&M	LS
<b>Supplemental Draft</b>				
2		Tony Hollings	Georgia Tech	RB

## 2004

Rd	Pick	Player	College	Pos.
1	10	Dunta Robinson	South Carolina	CB
1	27	Jason Babin	Western Michigan	LB
4	122	Glenn Earl	Notre Dame	SS
6	170	Vontez Duff	Notre Dame	CB
6	175	Jammal Lord	Nebraska	FS
6	200	Charlie Anderson	Mississippi	LB
7	210	Raheem Orr	Rutgers	LB
7	211	Sloan Thomas	Texas	WR
7	248	B.J. Symons	Texas Tech	QB

## 2005

Rd	Pick	Player	College	Pos.
1	16	Travis Johnson	Florida State	DT
3	73	Vernand Morency	Oklahoma State	RB
4	114	Jerome Mathis	Hampton	WR
5	151	Drew Hodgdon	Arizona State	C
6	188	C.C. Brown	La.-Lafayette	SS
7	227	Kenneth Pettway	Grambling State	LB

## 2006

Rd	Pick	Player	College	Pos.
1	1	Mario Williams	North Carolina St.	DE
2	33	DeMeco Ryans	Alabama	LB
3	65	Charles Spencer	Pittsburgh	T
3	66	Eric Winston	Miami	T
4	98	Owen Daniels	Wisconsin	TE
6	170	Wali Lundy	Virginia	RB
7	251	David Anderson	Colorado State	WR

## 2007

Rd	Pick	Player	College	Pos.
1	10	Amobi Okoye	Louisville	DT
3	73	Jacoby Jones	Lane College	WR
4	123	Fred Bennett	South Carolina	CB
5	144	*Brandon Harrison	Stanford	S
5	163	Brandon Frye	Virginia Tech	T
6	183	Kasey Studdard	Texas	G
7	218	Zac Diles	Kansas State	LB

## 2008

Rd	Pick	Player	College	Pos.
1	26	Duane Brown	Virginia Tech	T
3	79	Antwaun Molden	Eastern Kentucky	CB
3	89	Steve Slaton	West Virginia	RB
4	118	Xavier Adibi	Virginia Tech	LB
5	151	Frank Okam	Texas	DT
6	173	Dominique Barber	Minnesota	S
7	223	Alex Brink	Washington State	QB

## 2009

Rd	Pick	Player	College	Pos.
1	15	Brian Cushing	USC	LB
2	46	Connor Barwin	Cincinnati	DE
3	77	Antoine Caldwell	Alabama	C
4	112	Glover Quin	New Mexico	CB
4	122	Anthony Hill	North Carolina St.	TE
5	152	James Casey	Rice	TE
6	188	Brice McCain	Utah	CB
7	223	*Troy Nolan	Arizona State	S

## 2010

Rd	Pick	Player	College	Pos.
1	20	Kareem Jackson	Alabama	CB/S
2	58	*Ben Tate	Auburn	RB
3	81	Earl Mitchell	Arizona	DT
4	102	Darryl Sharpton	Miami	LB
4	118	Garrett Graham	Wisconsin	TE
5	144	Sherrick McManis	Northwestern	CB
6	187	Shelley Smith	Colorado State	G
6	197	*Trindon Holliday	LSU	WR
7	227	Dorin Dickerson	Pittsburgh	WR

## 2011

Rd	Pick	Player	College	Pos.
1	11	J.J. Watt	Wisconsin	DE
2	42	Brooks Reed	Arizona	OLB
2	60	Brandon Harris	Miami	CB
4	127	Roc Carmichael	Virginia Tech	CB
5	144	Shiloh Keo	Idaho	S
5	152	T.J. Yates	North Carolina	QB
7	214	Derek Newton	Arkansas State	T
7	254	Cheta Ozougwu	Rice	OLB

## 2012

Rd	Pick	Player	College	Pos.
1	26	Whitney Mercilus	Illinois	OLB
3	68	DeVier Posey	Ohio State	WR
3	76	Brandon Brooks	Miami (Ohio)	G
4	99	Ben Jones	Georgia	C
4	121	Keshawn Martin	Michigan State	WR
4	126	Jared Crick	Nebraska	DE
5	161	*Randy Bullock	Texas A&M	K
6	195	Nick Mondek	Purdue	T

**Bold** indicates made active roster that season  
 \* Indicates placed on Injured Reserve

NOTE: Some players played positions different than what is listed



## 2013

Rd	Pick	Player	College	Pos.
1	27	DeAndre Hopkins	Clemson	WR
2	58	D.J. Swearinger	South Carolina	S
3	89	*Brennan Williams	North Carolina	T
3	95	<b>Sam Montgomery</b>	LSU	OLB
4	124	*Trevardo Williams	Connecticut	OLB
6	176	*David Quessenberry	San Jose State	G
6	195	*Alan Bonner	Jacksonville State	WR
6	198	Chris Jones	Bowling Green	DT
6	201	Ryan Griffin	Connecticut	TE

## 2014

Rd	Pick	Player	College	Pos.
1	1	*Jadeveon Clowney	South Carolina	DE/OLB
2	33	Xavier Su'a-Filo	UCLA	G
3	65	C.J. Fiedorowicz	Iowa	TE
3	83	*Louis Nix III	Notre Dame	NT
4	135	Tom Savage	Pittsburgh	QB
6	177	Jeffrey Pagan	Alabama	DE
6	181	Alfred Blue	LSU	RB
6	211	Jay Prosch	Auburn	FB
7	216	Andre Hal	Vanderbilt	S
7	256	*Lonnie Ballentine	Memphis	S

## 2015

Rd	Pick	Player	College	Pos.
1	16	Kevin Johnson	Wake Forest	CB
2	43	Benardrick McKinney	Mississippi State	ILB
3	70	Jaalen Strong	Arizona State	WR
5	175	Keith Mumphery	Michigan State	WR
6	211	*Reshard Cliett	South Florida	LB
6	216	Christian Covington	Rice	DE
7	235	Kenny Hilliard	LSU	RB

## 2016

Rd	Pick	Player	College	Pos.
1	21	<b>Will Fuller V</b>	Notre Dame	WR
2	50	*Nick Martin	Notre Dame	C
3	85	*Braxton Miller	Ohio State	WR
4	119	Tyler Ervin	San Jose State	RB
5	159	K.J. Dillon	West Virginia	S
5	166	D.J. Reader	Clemson	NT

## 2017

Rd	Pick	Player	College	Pos.
1	12	*Deshaun Watson	Clemson	QB
2	57	Zach Cunningham	Vanderbilt	ILB
3	89	*D'Onta Foreman	Texas	RB
4	130	Julián Davenport	Bucknell	T
4	142	Carlos Watkins	Clemson	DE
5	169	Treston Decoud	Oregon State	S
7	243	Kyle Fuller	Baylor	C

## 2018

Rd	Pick	Player	College	Pos.
3	68	Justin Reid	Stanford	S
3	80	Martinas Rankin	Mississippi State	G
3	98	Jordan Akins	Central Florida	TE
4	103	Keke Coutee	Texas Tech	WR
6	177	Duke Ejirofor	Wake Forest	OLB
6	211	Jordan Thomas	Mississippi State	TE
6	214	Peter Kalambayi	Stanford	ILB
7	222	*Jermaine Kelly Jr.	San Jose State	CB

## 2019

Rd	Pick	Player	College	Pos.
1	23	Tytus Howard	Alabama State	G/T
2	54	Lonnie Johnson Jr.	Kentucky	CB
2	55	<b>Max Scharping</b>	Northern Illinois	G/T
3	86	*Kahale Warring	San Diego State	TE
5	161	<b>Charles Omenihu</b>	Texas	DE
6	195	<b>Xavier Crawford</b>	Central Michigan	CB
7	220	<b>Cullen Gillaspia</b>	Texas A&M	FB

## 2020

Rd	Pick	Player	College	Pos.
2	40	Ross Blacklock	TCU	DT
3	90	Jonathan Greenard	Florida	OLB
4	126	Charlie Heck	North Carolina	T
4	141	John Reid	Penn State	CB
5	171	*Isaiah Coulter	Rhode Island	WR

## 2021

Rd	Pick	Player	College	Pos.
3	67	Davis Mills	Stanford	QB
3	89	Nico Collins	Michigan	WR
5	147	Brevin Jordan	Miami (Fla.)	TE
5	170	Garret Wallow	TCU	LB
6	195	Roy Lopez	Arizona	DL

## 2022

Rd	Pick	Player	College	Pos.
1	3	Derek Stingley Jr.	LSU	CB
1	15	Kenyon Green	Texas A&M	G
2	37	Jalen Pitre	Baylor	S
2	44	John Metchie III	Alabama	WR
3	75	Christian Harris	Alabama	LB
4	107	Dameon Pierce	Florida	RB
5	150	Thomas Booker	Stanford	DT
5	170	Teagan Quitoriano	Oregon State	TE
6	205	Austin Deculus	LSU	OL

## 2023

Rd	Pick	Player	College	Pos.
1	2	C.J. Stroud	Ohio State	QB
1	3	Will Anderson Jr.	Alabama	DE
2	62	Juice Scruggs	Penn State	G/C
3	69	Tank Dell	Houston	WR
4	109	Dylan Horton	TCU	DE
5	167	Henry To'oTo'o	Alabama	LB
6	201	Jarrett Patterson	Notre Dame	C
6	205	Xavier Hutchinson	Iowa State	WR
7	248	Brandon Hill	Pittsburgh	S

**Bold** indicates made active roster that season

\* Indicates placed on Injured Reserve

NOTE: Some players played positions different than what is listed

# 2002 FINAL STATISTICS (4-12)



Date	W/L	Score	Opponent	Attendance
9/8	W	19-10	Dallas	69,604*
9/15	L	3-24	at San Diego	56,098
9/22	L	3-23	Indianapolis	69,204*
9/29	L	17-35	at Philadelphia	64,867*
10/13	L	24-31	Buffalo	70,120*
10/20	L	17-34	at Cleveland	73,248*
10/27	W	21-19	at Jacksonville	53,721
11/3	L	3-38	Cincinnati	69,827*
11/10	L	10-17	at Tennessee	68,804*
11/17	L	21-24	Jacksonville	69,711*
11/24	W	16-14	N.Y. Giants	70,054*
12/1	L	3-19	at Indianapolis	56,820*
12/08	W	24-6	at Pittsburgh	58,551*
12/15	L	19-23	Baltimore	70,108*
12/22	L	10-26	at Washington	70,291
12/29	L	3-13	Tennessee	70,694*

\*Sellouts

TEAM STATISTICS	TEXANS	Opponents
TOTAL FIRST DOWNS	208	291
Rushing	59	116
Passing	119	155
Penalty	30	20
3rd Down: Made/Att.	59/229	83/234
3rd Down Pct.	25.8	35.5
4th Down: Made/Att.	5/14	6/12
4th Down Pct.	35.7	50.0
TIME OF POSSESSION	28:06	31:54
TOTAL NET YARDS	5,372	5,230
Avg. Per Game	223.3	326.9
Total Plays	947	1,056
Avg. Per Play	3.8	5.0
NET YARDS RUSHING	1,347	2,089
Avg. Per Game	84.2	130.6
Total Rushes	424	509
Avg. Per Play	3.2	4.1
NET YARDS PASSING	2,225	3,141
Avg. Per Game	139.1	196.3
Sacked/Yards Lost	76/411	35/237
Gross Yards	2,636	3,378
Att./Completions	447/235	512/281
Completion Pct.	52.6	54.9
Had Intercepted	15	10
PUNTS/AVERAGE	116/40.7	98/39.7
NET PUNTING AVG.	116/36.8	98/33.1
PENALTIES/YARDS	136/1,011	102/955
FUMBLES/BALL LOST	34/14	23/11
TOUCHDOWNS	22	40
Rushing	6	14
Passing	11	23
Returns	5	3

SCORE BY PERIODS	1	2	3	4	OT	Total
TEXANS	37	56	51	69	0	213
Opponents	74	114	66	102	0	356

SCORING	TD	Ru	Pa	Rt	PAT	FG	SAF	TP
K. Brown	0	0	0	0	20/20	17/24	0	71
C. Bradford	6	0	6	0	0/0	0/0	0	36
D. Carr	3	3	0	0	0/0	0/0	0	18
B. Miller	3	0	3	0	0/0	0/0	0	18
J. Wells	3	3	0	0	0/0	0/0	0	18
A. Glenn	2	0	0	2a	0/0	0/0	0	12
J. Gaffney	1	0	1	0	0/0	0/0	0	8
J. Baxter	1	0	1	0	0/0	0/0	0	6
A. Black	1	0	0	1c	0/0	0/0	0	6
K. Williams	1	0	0	1d	0/0	0/0	0	6
K. Wright	1	0	0	1b	0/0	0/0	0	6
J. Allen	0	0	0	0	0/0	0/0	0	2
J. McClain	0	0	0	0	0/0	0/0	1	2
S. Payne	0	0	0	0	0/0	0/0	1	2
TEXANS	22	6	11	5	20/20	17/24	3	213
Opponents	40	14	23	3	38/38	24/34	2	356

a – Interception returns of 70 and 65 yards (12/8 at PIT); b – Fumble recovery of 40 yards (12/8 at PIT); c – Punt return of 76 yards (12/15 vs. BALT); d – Recovery of blocked punt (12/22 at WASH).

RUSHING	No.	Yds	Avg	Long	TD
J. Wells	197	529	2.7	37	3
J. Allen	155	519	3.3	32	0
D. Carr	59	282	4.8	20	3
J. Baxter	7	14	2.0	6	0
J. Lewis	3	8	2.7	5	0
C. Stanley	1	6	6.0	6	0
C. Bradford	2	-11	-5.5	0	0
TEXANS	424	1,347	3.2	37	6
Opponents	509	2,089	4.1	70	14

RECEIVING	No.	Yds	Avg	Long	TD
B. Miller	51	613	12.0	42	3
J. Allen	47	302	6.4	21	0
C. Bradford	45	697	15.5	81	6
J. Gaffney	41	483	11.8	27	1
J. Dawson	21	286	13.6	28	0
J. Wells	9	48	5.3	9	0
J. Holloway	7	73	10.4	24	0
A. Black	6	52	8.7	14	0
J. Baxter	5	33	6.6	14	1
J. Lewis	2	41	20.5	33	0
A. Harris	1	8	8.0	8	0
TEXANS	235	2,636	11.2	81	11
Opponents	281	3,378	12.0	57t	23

INTERCEPTIONS	No.	Yds	Avg	Long	TD
A. Glenn	5	181	36.2	70t	2
E. Brown	2	7	3.5	7	0
M. Coleman	1	0	0.0	0	0
J. Posey	1	0	0.0	0	0
M. Stevens	1	0	0.0	0	0
TEXANS	10	188	18.8	70t	2
Opponents	15	277	18.5	102t	1

PUNTING	No.	Yds	Avg	Net	TB	In	Lg	B
C. Stanley	114	4,720	41.4	36.8	6	36	62	2
TEXANS	116	4,720	40.7	36.8	6	36	62	2
Opponents	98	3,892	39.7	33.1	7	27	63	1

PUNT RETURNS	Ret	FC	Yds	Avg	Long	TD
J. Lewis	36	17	280	7.8	48	0
A. Black	14	3	188	13.4	76t	1
J. Gaffney	3	0	-3	-1.0	1	0
A. Glenn	0	0	47	---	47	0
TEXANS	53	20	512	9.7	76t	1
Opponents	58	34	328	5.7	46	0

KICKOFF RETURNS	No	Yds	Avg	Long	TD
J. Lewis	46	961	20.9	45	0
A. Black	24	529	22.0	49	0
C. Hill	2	0	0.0	0	0
M. Norris	2	11	5.5	10	0
J. Baxter	1	19	19.0	19	0
F. Murphy	1	0	0.0	0	0
C. Sears	1	9	9.0	9	0
TEXANS	77	1,529	19.9	49	0
Opponents	52	1,156	22.2	95t	1

FIELD GOALS	1-19	20-29	30-39	40-49	50+
K. Brown	0/1	3/3	1/1	11/14	2/5
TEXANS	0/1	3/3	1/1	11/14	2/5
Opponents	0/0	10/10	9/11	5/12	0/1

PASSING	Att	Comp	Yds	Cmp%	Yds/Att	TD	TD%	Int	Int%	Long	Sack/Lost	Rating
D. Carr	444	233	2,592	52.5	5.8	9	2.0	15	3.4	81	76/411	62.8
J. Gaffney	1	1	39	100.0	39.0	1	100.0	0	0.0	39t	0/0	158.3
J. Allen	2	1	5	50.0	2.5	1	50.0	0	0.0	5t	0/0	95.8
TEXANS	447	235	2,636	52.6	5.9	11	2.5	15	3.4	81	76/411	64.7
Opponents	512	281	3,378	54.9	6.6	23	4.5	10	2.0	57t	35/237	82.1

# 2002 FINAL STATISTICS (4-12)



## DEFENSIVE STATISTICS

Based on Coaches Film Review

TACKLES	Solo	Asst	Total	Sk Yds	QB Press	INT- Yards	Pass Def.	Forced Fumbles	Fumble Recoveries
J.Foreman	110	83	193	0.0-0	3	0-0	4	1	0
J.Sharper	91	87	178	5.5-27	8	0-0	5	2	3
S.Payne	57	90	147	1.0-4	11	0-0	0	0	0
M.Stevens	47	70	117	0.0-0	0	1-0	0	0	0
G.Walker	46	69	115	6.5-33	42	0-0	0	1	1
J.Deloach	30	73	103	1.0-10	11	0-0	0	0	0
E.Brown	52	43	95	0.5-3	1	2-7	7	1	0
M.Coleman	56	34	90	0.0-0	0	1-0	30	0	2
K.Wong	44	45	89	5.5-22	27	0-0	2	1	0
A.Glenn	45	27	72	1.0-10	1	5-181	16	0	0
J.Posey	43	28	71	8.0-77	22	1-0	1	2	0
K.Mitchell	25	23	48	1.0-7	4	0-0	0	1	0
C.Sears	12	35	47	1.0-9	7	0-0	0	0	0
K.Wright	24	10	34	1.0-13	3	0-0	9	0	1
K.Williams	13	9	22	0.0-0	0	0-0	0	0	0
J.Simmons	9	5	14	1.0-10	4	0-0	2	0	1
R.Walker	2	3	5	0.0-0	0	0-0	0	0	0
C.Carter	1	3	4	1.0-9	0	0-0	0	0	0
C.Hill	0	3	3	0.0-0	0	0-0	0	0	0
P.Dennis	0	1	1	0.0-0	0	0-0	0	0	0
E.Flowers	1	0	1	0.0-0	0	0-0	1	0	0
J.Bell	0	0	0	0.0-0	0	0-0	2	0	0
J.McClain	0	0	0	0.0-0	0	0-0	0	0	0
<b>TEXANS</b>	<b>708</b>	<b>741</b>	<b>1,449</b>	<b>35.0-237</b>	<b>144</b>	<b>10-188</b>	<b>79</b>	<b>9</b>	<b>8</b>

## SPECIAL TEAMS STATISTICS

SPECIAL TEAMS	Solo	Asst	Total	Blocked Punts	Forced Fumbles	Fumble Recoveries
J.Bell	14	2	16	0	0	1
Y.Evans	10	4	14	0	0	1
J.Simmons	2	2	14	0	1	0
C.Carter	9	3	12	0	0	0
J.Foreman	9	1	10	0	0	0
F.Murphy	8	1	9	0	0	0
R.Walker	7	2	9	0	1	0
J.McClain	4	4	8	1	0	0
K.Wright	5	3	8	0	0	0
K.Williams	7	0	7	0	0	0
E.Flowers	5	1	6	0	0	0
M.Norris	2	4	6	0	0	0
J.Posey	6	0	6	0	0	0
E.Brown	2	3	5	0	0	0
P.Dennis	3	2	5	0	0	0
J.Lamar	4	1	5	0	0	0
S.McDermott	3	2	5	0	0	0
M.Coleman	2	0	2	0	0	0
J.Dawson	2	0	2	0	0	0
J.Allen	1	0	1	0	0	0
A.Black	1	0	1	0	0	0
C.Bradford	1	0	1	0	0	0
B.Miller	1	0	1	0	0	1
C.Stanley	1	0	1	0	0	0
M.Stevens	1	0	1	0	0	0
<b>TEXANS</b>	<b>110</b>	<b>35</b>	<b>155</b>	<b>1</b>	<b>2</b>	<b>3</b>

# 2003 FINAL STATISTICS (5-11)



Date	W/L	Score	Opponent	Attendance
9/7	W	21-20	at Miami	73,010*
9/14	L	10-31	at New Orleans	68,390*
9/21	L	14-42	Kansas City	70,487*
9/28	W	24-20	Jacksonville	70,041*
10/12	L	17-38	at Tennessee	68,809*
10/19	L	14-19	N.Y. Jets	70,623*
10/26	L	21-30	at Indianapolis	56,132*
11/2	W	14-10	Carolina	70,052*
11/9	L	27-34	at Cincinnati	50,437
11/16	W	12-10	at Buffalo	72,677*
11/23	L	20-23 OT	New England	70,719*
11/30	W	17-13	Atlanta	70,388*
12/7	L	0-27	at Jacksonville	43,363
12/14	L	3-16	at Tampa Bay	65,124*
12/21	L	24-27	Tennessee	70,758*
12/28	L	17-20	Indianapolis	70,680*

\*Sellouts

## TEAM STATISTICS

	Texans	Opponents
TOTAL FIRST DOWNS	237	336
Rushing	86	130
Passing	127	179
Penalty	24	27
3rd Down: Made/Att.	63/204	89/222
3rd Down Pct.	30.9	40.1
4th Down: Made/Att.	9/14	10/14
4th Down Pct.	64.3	71.4
TIME OF POSSESSION	27:39	32:21
TOTAL NET YARDS	4,306	6,082
Avg. Per Game	269.1	380.1
Total Plays	896	1,054
Avg. Per Play	4.8	5.8
NET YARDS RUSHING	1,651	2,370
Avg. Per Game	103.2	148.1
Total Rushes	421	533
Avg. Per Play	3.9	4.4
NET YARDS PASSING	2,655	3,712
Avg. Per Game	165.9	232.0
Sacked/Yards Lost	36/186	19/123
Gross Yards	2,841	3,835
Att./Completions	439/248	502/297
Completion Pct.	56.5	59.2
Had Intercepted	18	14
PUNTS/AVERAGE	97/41.5	75/41.7
NET PUNTING AVG.	36.7	35.8
PENALTIES/YARDS	121/961	96/767
FUMBLES/BALL LOST	18/9	18/8
TOUCHDOWNS	29	42
Rushing	14	15
Passing	14	22
Returns	1	5

## SCORE BY PERIODS

	1	2	3	4	OT	Total
TEXANS	23	87	84	61	0	255
Opponents	64	115	73	125	3	380

## SCORING

	TD	Ru	Pa	Rt	PAT	FG	SAF	TP
K.Brown	0	0	0	0	27/27	18/22	0	81
D.Davis	8	8	0	0	0/0	0/0	0	48
C.Bradford	4	0	4	0	0/0	0/0	0	24
A.Johnson	4	0	4	0	0/0	0/0	0	24
S.Mack	4	4	0	0	0/0	0/0	0	24
B.Miller	3	0	3	0	0/0	0/0	0	18
D.Carr	2	2	0	0	0/0	0/0	0	12
J.Gaffney	2	0	2	0	0/0	0/0	0	12
D.Armstrong	1	0	1	0	0/0	0/0	0	6
M.McCree	1	0	0*	1	0/0	0/0	0	6
TEXANS	29	14	14	1	27/27	18/22	0	255
Opponents	42	15	22	5	40/40	28/35	2	380

\* M.McCree 95-yd int return, vs. TEN (12/21).

RUSHING	No.	Yds	Avg	Long	TD
D.Davis	238	1,031	4.3	51	8
S.Mack	93	253	2.7	13	4
D.Carr	27	151	5.6	36	2
T.Hollings	38	102	2.7	17	0
D.Ragone	6	51	8.5	14	0
T.Banks	6	27	4.5	13	0
J.Wells	5	14	2.8	10	0
J.Gaffney	1	13	13.0	13	0
C.Stanley	1	12	12.0	12	0
J.Simmons	1	7	7.0	7	0
A.Johnson	5	-10	-2.0	11	0
TEXANS	421	1,651	3.9	51	14
Opponents	533	2,370	4.4	64	15

RECEIVING	No.	Yds	Avg	Long	TD
A.Johnson	66	976	14.8	46t	4
D.Davis	47	351	7.5	17	0
B.Miller	40	355	8.9	25	3
J.Gaffney	34	402	11.8	33	2
C.Bradford	24	460	19.2	78t	4
S.Mack	9	55	6.1	10	0
J.Holloway	8	84	10.5	33	0
D.Armstrong	7	75	10.7	18	1
M.Norris	7	40	5.7	11	0
T.Hollings	2	25	12.5	19	0
J.Wells	2	17	8.5	12	0
M.Coleman	1	6	6.0	6	0
D.Ragone	1	-5	-5.0	-5	0
TEXANS	248	2,841	11.5	78t	14
Opponents	297	3,835	12.9	84t	22

INTERCEPTIONS	No.	Yds	Avg	Long	TD
M.Coleman	7	95	13.6	41	0
K.Wright	3	-2	-0.7	0	0
M.McCree	1	95	95.0	95t	1
M.Stevens	1	12	12.0	12	0
E.Brown	1	5	5.0	5	0
A.Glenn	1	0	0.0	0	0
TEXANS	14	205	14.6	95t	1
Opponents	18	207	11.5	51t	3

PUNTING	No.	Yds	Avg	Net	TB	In	Lg	B
C.Stanley	97	4,028	41.5	36.7	3	36	58	0
TEXANS	97	4,028	41.5	36.7	3	36	58	0
Opponents	75	3,130	41.7	35.8	9	20	59	1

PUNT RETURNS	Ret	FC	Yds	Avg	Long	TD
J.Moses	36	7	244	6.8	40	0
J.Gaffney	4	1	22	5.5	15	0
TEXANS	40	8	266	6.7	40	0
Opponents	43	37	407	9.5	73t	1

KICKOFF RETURNS	No	Yds	Avg	Long	TD
J.Moses	58	1,355	23.4	70	0
T.Hollings	8	142	17.8	30	0
M.Norris	5	71	14.2	19	0
D.Davis	3	61	20.3	28	0
D.Vaughn	3	47	15.7	22	0
J.Wells	2	24	12.0	14	0
T.Martin	1	0	0.0	0	0
TEXANS	80	1,700	21.3	70	0
Opponents	53	1,149	21.7	49	0

FIELD GOALS	1-19	20-29	30-39	40-49	50+
K.Brown	1/1	3/3	8/8	5/6	1/4
TEXANS	1/1	3/3	8/8	5/6	1/4
Opponents	0/0	13/14	10/12	5/9	0/0

PASSING	Att	Comp	Yds	Cmp%	Yds/Att	TD	TD%	Int	Int%	Long	Sack/Lost	Rating
D.Carr	295	167	2,013	56.6	6.8	9	3.1	13	4.4	78t	15/90	69.5
T.Banks	102	61	693	59.8	6.8	5	4.9	3	2.9	46t	13/57	84.3
D.Ragone	40	20	135	50.0	3.4	0	0.0	1	2.5	24	8/39	47.4
S.Mack	1	0	0	0.0	0.0	0	0.0	1	100.0	0	0/0	0.0
J.Gaffney	1	0	0	0.0	0.0	0	0.0	0	0.0	0	0/0	39.6
TEXANS	439	248	2,841	56.5	6.5	14	3.2	18	4.1	78t	36/186	69.7
Opponents	502	297	3,835	59.2	7.6	22	4.4	14	2.8	84t	19/123	86.2

# 2003 FINAL STATISTICS (5-11)



## DEFENSIVE STATISTICS

Based on Coaches Film Review

TACKLES	Solo	Asst	Total	Sk Yds	QB Press	INT- Yards	Pass Def.	Forced Fumbles	Fumble Recoveries
J.Sharper	117	78	195	4.0-19	3	0-0	2	3	0
J.Foreman	107	73	180	2.0-3	3	0-0	2	1	2
E.Brown	74	46	120	0.5-6	0	1-5	2	3	0
J.Deloach	43	66	109	0.0-0	9	0-0	2	0	0
S.Martin	46	46	92	1.0-6	13	0-0	3	0	0
K.Wong	51	35	86	3.0-14	26	0-0	4	1	0
M.Coleman	55	22	77	0.0-0	1	7-95	23	1	0
C.Sears	30	45	75	1.0-10	7	0-0	0	0	1
M.McCree	31	28	59	0.0-0	0	1-95	3	0	0
K.Wright	38	15	53	1.0-9	1	3--2	14	0	0
J.Ioane	21	31	52	0.5-2	9	0-0	0	0	0
M.Stevens	25	14	39	0.0-0	0	1-12	3	0	1
S.Foley	21	9	30	1.0-9	4	0-0	1	0	0
A.Glenn	23	6	29	0.0-0	0	1-0	16	0	0
C.Clemons	17	11	28	1.0-8	11	0-0	3	0	2
A.Peek	20	8	28	1.0-12	5	0-0	3	0	0
J.Simmons	16	7	23	0.0-0	1	0-0	4	0	0
G.Walker	13	9	22	0.0-0	10	0-0	1	0	0
T.Martin	6	11	17	0.0-0	2	0-0	0	0	0
S.Payne	6	5	11	1.0-7	1	0-0	0	0	0
D.Faggins	6	5	11	0.0-0	0	0-0	12	0	0
S.Orr	6	3	9	2.0-18	3	0-0	0	0	1
D.Vaughn	7	0	7	0.0-0	0	0-0	2	0	0
J.Slechta	2	4	6	0.0-0	0	0-0	0	0	0
J.Bell	1	0	1	0.0-0	0	0-0	1	0	0
T.Evans	1	0	1	0.0-0	0	0-0	0	0	0
R.Walker	1	0	1	0.0-0	0	0-0	0	0	0
<b>TEXANS</b>	<b>784</b>	<b>577</b>	<b>1,361</b>	<b>19.0-117</b>	<b>109</b>	<b>14-205</b>	<b>101</b>	<b>9</b>	<b>7</b>

## SPECIAL TEAMS STATISTICS

SPECIAL TEAMS	Solo	Asst	Total	PAT	Blocks Punt	FG	Forced Fumbles	Fumble Recoveries
R.Walker	13	4	17	0	1	1	0	0
J.Bell	10	5	15	0	0	0	0	0
T.Evans	11	4	15	0	0	0	1	0
J.Simmons	10	4	14	0	0	0	0	0
D.Vaughn	11	2	13	0	0	0	0	0
J.Wells	7	6	13	0	0	0	0	0
M.Norris	4	4	8	0	0	0	0	0
K.Wright	5	2	7	0	0	0	0	0
J.McClain	3	3	6	0	0	0	0	0
E.Brown	5	1	6	0	0	1	0	0
S.Foley	5	0	5	0	0	0	0	0
K.Brown	4	0	4	0	0	0	0	0
D.Faggins	4	0	4	0	0	0	0	0
M.McCree	2	1	3	0	0	0	1	0
M.Stevens	3	0	3	0	0	0	0	0
T.Carroll	0	3	3	0	0	0	0	0
B.Pittman	2	1	3	0	0	0	0	0
A.Peek	1	1	2	0	0	0	0	0
S.Orr	1	1	2	0	0	0	0	1
D.Davis	1	0	1	0	0	0	0	0
C.Bradford	1	0	1	0	0	0	0	0
C.Clemons	1	0	1	0	0	0	0	0
M.Coleman	1	0	1	0	0	0	0	0
K.Wright	1	0	1	0	0	0	0	0
A.Johnson	1	0	1	0	0	0	0	0
M.Murphy	0	1	1	0	0	0	0	0
C.Burns	0	1	1	0	0	0	0	0
<b>TEXANS</b>	<b>107</b>	<b>44</b>	<b>151</b>	<b>0</b>	<b>1</b>	<b>2</b>	<b>2</b>	<b>1</b>



# 2004 FINAL STATISTICS (7-9)



Date	W/L	Score	Opponent	Attendance
9/12	L	20-27	San Diego	70,255*
9/19	L	16-28	at Detroit	61,465
9/26	W	24-21	at Kansas City	77,433*
10/3	W	30-17	Oakland	70,741*
10/10	L	28-34 OT	Minnesota	70,718*
10/17	W	20-10	at Tennessee	68,932*
10/31	W	20-6	Jacksonville	70,502*
11/7	L	13-31	at Denver	74,292*
11/14	L	14-49	at Indianapolis	56,511*
11/21	L	13-16	Green Bay	70,769*
11/28	W	31-21	Tennessee	70,721*
12/5	L	7-29	at N.Y. Jets	77,875
12/12	L	14-23	Indianapolis	70,762*
12/19	W	24-5	at Chicago	62,122*
12/26	W	21-0	at Jacksonville	66,227
1/2/05	L	22-14	Cleveland	70,724*

\*Sellouts

TEAM STATISTICS	TEXANS	Opponents
TOTAL FIRST DOWNS	300	304
Rushing	103	89
Passing	174	194
Penalty	23	21
3rd Down: Made/Att	81/211	89/205
3rd Down Pct.	38.4	43.4
4th Down: Made/Att	13/21	1/6
4th Down Pct.	61.9	16.7
POSSESSION AVG.	29:59	30:01
TOTAL NET YARDS	5,128	5,458
Avg. Per Game	320.5	341.1
Total Plays	1,001	971
Avg. Per Play	5.1	5.6
NET YARDS RUSHING	1,882	1,843
Avg. Per Game	117.6	115.2
Total Rushes	481	417
NET YARDS PASSING	3,246	3,615
Avg. Per Game	202.9	225.9
Sacked/Yards Lost	49/301	24/161
Gross Yards	3,547	3,776
Att./Completions	471/286	530/344
Completion Pct.	60.7	64.9
Had Intercepted	14	22
PUNTS/AVERAGE	73/41.2	69/41.7
NET PUNTING AVG.	73/35.7	69/36.4
PENALTIES/YARDS	106/928	123/979
FUMBLES/BALL LOST	22/11	22/8
TOUCHDOWNS	37	39
Rushing	16	4
Passing	16	32
Returns	5	3

SCORE BY PERIODS	1	2	3	4	OT	Total
TEXANS	33	101	60	115	0	309
Opponents	65	105	85	82	6	339

SCORING	TD	Ru	Pa	Rt	PAT	FG	SAF	TP
K.Brown	0	0	0	0	34/34	17/24	0	85
D.Davis	14	13	1	0	0/0	0/0	0	84
A.Johnson	6	0	6	0	0/0	0/0	0	36
J.Wells	5	3	2	0	0/0	0/0	0	32
C.Bradford	3	0	3	0	0/0	0/0	0	18
J.Gaffney	2	0	2	0	0/0	0/0	0	12
C.Anderson-d	1	0	0	1	0/0	0/0	0	6
D.Armstrong	1	0	1	0	0/0	0/0	0	6
M.Coleman-a	1	0	0	1	0/0	0/0	0	6
D.Faggins-c	1	0	0	1	0/0	0/0	0	6
B.Miller	1	0	1	0	0/0	0/0	0	6
A.PEEK-e	1	0	0	1	0/0	0/0	0	6
J.Sharper-b	1	0	0	1	0/0	0/0	0	6
<b>TEXANS</b>	<b>37</b>	<b>16</b>	<b>16</b>	<b>5</b>	<b>32/32</b>	<b>17/24</b>	<b>0</b>	<b>309</b>
<b>Opponents</b>	<b>39</b>	<b>4</b>	<b>32</b>	<b>3</b>	<b>37/37</b>	<b>22/29</b>	<b>1</b>	<b>339</b>

a-M.Coleman 102-yd interception return, at KC (9/26); b-J.Sharper 16-yd fumble return, vs. OAK (10/3); c-D.Faggins 43-yd interception return, vs. JAX (10/31); d-C. Anderson 60-yd fumble return, at CHI (12/19); e-A. Peek 66-yd fumble return, at JAX (12/26/04).

RUSHING	No.	Yds	Avg	Long	TD
D.Davis	302	1,188	3.9	44	13
D.Carr	73	299	4.1	24	0
J.Wells	82	299	3.6	14	3
T.Hollings	11	47	4.3	13	0
J.Gaffney	4	30	7.5	10	0
A.Johnson	4	12	3.0	14	0
C.Stanley	1	5	5.0	5	0
J.Baxter	2	1	0.5	1	0
J.Simmons	1	1	1.0	1	0
M.Norris	1	0	0.0	0	0
<b>TEXANS</b>	<b>481</b>	<b>1,882</b>	<b>3.9</b>	<b>44</b>	<b>16</b>
<b>Opponents</b>	<b>417</b>	<b>1,843</b>	<b>4.4</b>	<b>55t</b>	<b>4</b>

RECEIVING	No.	Yds	Avg	Long	TD
A.Johnson	79	1,142	14.5	54t	6
D.Davis	68	588	8.6	38	1
J.Gaffney	41	632	15.4	69	2
D.Armstrong	29	415	14.3	44	1
C.Bradford	27	399	14.8	47	3
B.Miller	17	178	10.5	27	1
J.Wells	11	79	7.2	28	2
T.Hollings	5	46	9.2	27	0
M.Bruener	4	52	13.0	27	0
M.Norris	4	13	3.3	7	0
J.Baxter	1	3	3.0	3	0
<b>TEXANS</b>	<b>286</b>	<b>3,547</b>	<b>12.4</b>	<b>69</b>	<b>16</b>
<b>Opponents</b>	<b>344</b>	<b>3,776</b>	<b>11.0</b>	<b>80t</b>	<b>32</b>

INTERCEPTIONS	No.	Yds	Avg	Long	TD
D.Robinson	6	146	24.3	61	0
A.Glenn	5	40	8.0	23	0
D.Faggins	3	47	15.7	43t	1
K.Wong	3	0	0.0	0	0
M.Coleman	2	116	58.0	102t	1
M.McCree	1	24	24.0	24	0
A.PEEK	1	20	20.0	20	0
J.Simmons	1	0	0.0	0	0
<b>TEXANS</b>	<b>22</b>	<b>393</b>	<b>17.9</b>	<b>102t</b>	<b>2</b>
<b>Opponents</b>	<b>14</b>	<b>157</b>	<b>11.2</b>	<b>77t</b>	<b>1</b>

PUNTING	No.	Yds	Avg	Net	TB	In	Lg	B
C.Stanley	73	3,009	41.2	35.7	7	19	57	0
<b>TEXANS</b>	<b>73</b>	<b>3,009</b>	<b>41.2</b>	<b>35.7</b>	<b>7</b>	<b>19</b>	<b>57</b>	<b>0</b>
<b>Opponents</b>	<b>69</b>	<b>2,880</b>	<b>41.7</b>	<b>36.4</b>	<b>2</b>	<b>24</b>	<b>64</b>	<b>1</b>

PUNT RETURNS	Ret	FC	Yds	Avg	Long	TD
J.Moses	36	13	309	8.6	27	0
A.Glenn	4	0	22	5.5	18	0
D.Robinson	0	0	-2	---	-2	0
<b>TEXANS</b>	<b>40</b>	<b>13</b>	<b>329</b>	<b>8.2</b>	<b>27</b>	<b>0</b>
<b>Opponents</b>	<b>30</b>	<b>24</b>	<b>265</b>	<b>8.8</b>	<b>46</b>	<b>0</b>

KICKOFF RETURNS	No	Yds	Avg	Long	TD
J.Moses	59	1,303	22.1	49	0
J.Gaffney	2	31	15.5	27	0
M.Norris	2	25	12.5	15	0
T.Washington	2	27	13.5	16	0
J.Wells	2	27	13.5	18	0
T.Hollings	1	23	23.0	23	0
K.Starling	1	14	14.0	14	0
<b>TEXANS</b>	<b>69</b>	<b>1,450</b>	<b>21.0</b>	<b>49</b>	<b>0</b>
<b>Opponents</b>	<b>60</b>	<b>1,386</b>	<b>23.1</b>	<b>99t</b>	<b>1</b>

FIELD GOALS	1-19	20-29	30-39	40-49	50+
K.Brown	0/0	7/7	3/5	6/9	1/3
<b>TEXANS</b>	<b>0/0</b>	<b>7/7</b>	<b>3/5</b>	<b>6/9</b>	<b>1/3</b>
<b>Opponents</b>	<b>0/0</b>	<b>7/7</b>	<b>3/7</b>	<b>10/13</b>	<b>2/2</b>

PASSING	Att	Comp	Yds	Cmp%	Yds/Att	TD	TD%	Int	Int%	Long	Sack/Lost	Rating
D.Carr	466	285	3,531	61.2	7.6	16	3.4	14	3.0	69	49/301	83.5
T.Banks	2	1	16	50.0	8.0	0	0.0	0	0.0	16	0/0	77.1
J.Gaffney	3	0	0	0.0	0.0	0	0.0	0	0.0	0	0/0	39.6
<b>TEXANS</b>	<b>471</b>	<b>286</b>	<b>3,547</b>	<b>60.7</b>	<b>7.5</b>	<b>16</b>	<b>3.4</b>	<b>14</b>	<b>3.0</b>	<b>69</b>	<b>49/301</b>	<b>83.0</b>
<b>Opponents</b>	<b>530</b>	<b>344</b>	<b>3,776</b>	<b>64.9</b>	<b>7.1</b>	<b>32</b>	<b>6.0</b>	<b>22</b>	<b>4.2</b>	<b>80t</b>	<b>24/161</b>	<b>88.7</b>

# 2004 FINAL STATISTICS (7-9)



## DEFENSIVE STATISTICS

Based on Coaches Film Review

TACKLES	Solo	Asst	Total	Sk Yds	QB Press	INT- Yards	Pass Def.	Forced Fumbles	Fumble Recoveries
J.Sharper	113	64	177	2.0-19	19	0-0	5	3	1
J.Foreman	67	35	102	0.0-0	2	0-0	0	0	1
R.Smith	38	62	100	3.0-21	22	0-0	6	0	0
K.Wong	65	30	95	5.5-29	39	3-0	2	1	1
D.Robinson	65	20	85	3.0-26	4	6-146	19	3	0
M.Coleman	49	31	80	0-0	0	2-116	8	0	0
S.Payne	34	44	78	2.0-16	12	0-0	0	0	0
G.Walker	25	52	77	0.5-4	36	0-0	1	1	0
J.Babin	51	25	76	4.0-19	45	0-0	1	0	2
G.Earl	32	34	66	0.0-0	0	0-0	1	0	0
A.Glenn	49	10	59	0.0-0	0	5-40	11	0	0
J.DeLoach	19	30	49	0.0-0	2	0-0	1	0	0
J.Simmons	35	11	46	0.0-0	2	1-0	0	1	0
D.Polk	26	19	45	1.0-1	0	0-0	0	0	1
D.Faggins	31	6	37	0.0-0	0	3-47	9	0	0
M.McCree	25	4	29	0.0-0	0	1-24	2	0	0
C.Sears	5	11	16	0.0-0	5	0-0	2	0	0
A.PEEK	10	2	12	2.0-16	7	1-20	0	1	1
K.Wright	7	1	8	1.0-10	0	0-0	0	0	0
E.Brown	3	2	5	0.0-0	0	0-0	0	0	0
J.Ioane	0	3	3	0.0-0	1	0-0	0	0	0
C.Anderson	1	0	1	0.0-0	1	0-0	0	0	1
<b>TEXANS</b>	<b>750</b>	<b>496</b>	<b>1,246</b>	<b>24.0-161</b>	<b>197</b>	<b>22-393</b>	<b>68</b>	<b>10</b>	<b>8</b>

## SPECIAL TEAMS STATISTICS

SPECIAL TEAMS	Solo	Asst	Total	PAT	Blocks Punt	FG	Forced Fumbles	Fumble Recoveries
A.PEEK	10	8	18	0	1	0	0	0
T.Evans	8	8	16	0	0	0	0	0
C.Anderson	9	4	13	0	0	0	0	0
J.Wells	7	5	12	0	0	0	0	0
E.Brown	8	1	9	0	0	0	0	0
M.McCree	7	2	9	0	0	0	0	0
D.Polk	8	1	9	0	0	0	0	0
D.Faggins	6	1	7	0	0	0	0	0
M.Norris	4	3	7	0	0	0	0	0
J.Bell	5	1	6	0	0	0	0	0
K.Wright	4	1	5	0	0	0	0	0
K.Starling	4	0	4	0	0	0	0	0
J.Baxter	3	0	3	0	0	0	0	0
J.Simmons	3	0	3	0	0	0	0	0
C.Bradford	2	0	2	0	0	0	0	0
K.Brown	2	0	2	0	0	0	0	0
T.Hollings	1	1	2	0	0	0	0	0
Q.Monk	2	0	2	0	0	0	0	0
B.Pittman	1	1	2	0	0	0	0	0
J.Babin	0	1	1	0	0	0	0	0
G.Earl	1	0	1	0	0	0	0	0
A.Johnson	1	0	1	0	0	0	0	0
S.Orr	1	0	1	0	0	0	0	0
C.Pitts	1	0	1	0	0	0	0	0
<b>TEXANS</b>	<b>98</b>	<b>38</b>	<b>136</b>	<b>0</b>	<b>1</b>	<b>0</b>	<b>0</b>	<b>0</b>

# 2005 FINAL STATISTICS (2-14)



Date	W/L	Score	Opponent	Attendance
9/11	L	7-22	at Buffalo	71,781*
9/18	L	7-27	Pittsburgh	70,742*
10/2	L	10-16	at Cincinnati	65,714*
10/9	L	20-34	Tennessee	70,430*
10/16	L	10-42	at Seattle	66,196*
10/23	L	20-38	Indianapolis	70,621*
10/30	W	19-16	Cleveland	70,064*
11/6	L	14-21	at Jacksonville	64,613
11/13	L	17-31	at Indianapolis	57,209*
11/20	L	17-45	Kansas City	70,481*
11/27	L	27-33 OT	St. Louis	70,010*
12/4	L	15-16	at Baltimore	69,909*
12/11	L	10-13	at Tennessee	69,149*
12/18	W	30-19	Arizona	70,024*
12/24	L	20-38	Jacksonville	70,025*
1/1/06	L	17-20 OT	at San Francisco	67,970*

\*Sellouts

TEAM STATISTICS	TEXANS	Opponents
TOTAL FIRST DOWNS	243	348
Rushing	89	123
Passing	142	188
Penalty	12	37
3rd Down: Made/Att	75/219	75/196
3rd Down Pct.	34.2%	38.3%
4th Down: Made/Att	8/17	13/20
4th Down Pct.	47.1%	65.0%
TIME OF POSSESSION	28:10	31:50
TOTAL NET YARDS	4,053	5,824
Avg. Per Game	253.3	364.0
Total Plays	954	1,012
Avg. Per Play	4.2	5.8
NET YARDS RUSHING	1,816	2,303
Avg. Per Game	113.5	143.9
Total Rushes	437	506
NET YARDS PASSING	2,237	3,521
Avg. Per Game	139.8	220.1
Sacked/Yards Lost	68/424	37/206
Gross Yards	2,661	3,727
Attempts/Completions	449/270	469/304
Completion Pct.	60.1%	64.8%
Had Intercepted	13	7
PUNTS / AVERAGE	77/38.8	63/40.1
NET PUNTING AVG.	35.7	34.4
PENALTIES / YARDS	106/854	105/846
FUMBLES / BALL LOST	30/11	24/9
TOUCHDOWNS	26	50
Rushing	9	21
Passing	15	24
Returns	2	5

SCORE BY PERIODS	1	2	3	4	OT	Total
TEXANS	40	111	64	45	0	260
Opponents	84	115	83	140	9	431

SCORING	TD	Ru	Pa	Rt	PAT	FG	SAF	TP
K.Brown	0	0	0	0	24/24	26/34	0	102
D.Davis	6	2	4	0	0/0	0/0	0	36
C.Bradford	5	0	5	0	0/0	0/0	1	32
J.Wells	4	4	0	0	0/0	0/0	0	24
J.Mathis	3	0	1	2a	0/0	0/0	0	18
V.Morency	2	2	0	0	0/0	0/0	0	12
A.Johnson	2	0	2	0	0/0	0/0	0	12
J.Gaffney	2	0	2	0	0/0	0/0	0	12
M.Norris	1	0	1	0	0/0	0/0	0	6
D.Carr	1	1	0	0	0/0	0/0	0	6
TEXANS	26	9	15	2	24/24	26/34	1	260
Opponents	50	21	24	5	47/47	28/32	0	431

a-89-yd. KO return, vs. Ind. (10/24/05); 99-yd. KO return, vs. K.C. (11/20/05).

RUSHING	No.	Yds	Avg	Long	TD
D.Davis	230	976	4.2	44	2
J.Wells	90	325	3.6	14t	4
D.Carr	56	308	5.5	20	1
V.Morency	46	184	4.0	25t	2
J.Gaffney	4	13	3.3	10	0
A.Johnson	6	10	1.7	5	0
K.Brown	1	4	4.0	4	0
C.Stanley	1	0	0.0	0	0
T.Banks	2	-2	-1.0	-1	0
C.Bradford	1	-2	-2.0	-2	0
TEXANS	437	1,816	4.2	44	9
Opponents	506	2,303	4.6	49	21

RECEIVING	No.	Yds	Avg	Long	TD
A.Johnson	63	688	10.9	53t	2
J.Gaffney	55	492	8.9	29	2
D.Davis	39	337	8.6	33	4
C.Bradford	34	436	12.8	50t	5
M.Rivers	24	168	7.0	20	0
J.Wells	22	179	8.1	20	0
V.Morency	10	87	8.7	16	0
D.Armstrong	9	115	12.8	28	0
J.Mathis	5	65	13.0	34t	1
D.Morgan	4	42	10.5	14	0
M.Murphy	2	26	13.0	14	0
M.Bruener	2	22	11.0	19	0
M.Norris	1	4	4.0	4t	1
TEXANS	270	2,661	9.9	53t	15
Opponents	304	3,727	12.3	56t	24

INTERCEPTIONS	No.	Yds	Avg	Long	TD
G.Earl	2	2	1.0	2	0
L.Sanders	1	29	29.0	29	0
M.Coleman	1	6	6.0	6	0
C.Brown	1	5	5.0	5	0
T.Evans	1	3	3.0	3	0
D.Robinson	1	1	1.0	1	0
TEXANS	7	46	6.6	29	0
Opponents	13	225	17.3	57t	3

PUNTING	No.	Yds	Avg	Net	TB	In	Lg	B
C.Stanley	77	2,990	38.8	35.7	1	29	61	0
TEXANS	77	2,990	38.8	35.7	1	29	61	0
Opponents	62	2,528	40.1	34.4	7	17	59	1

PUNT RETURNS	Ret	FC	Yds	Avg	Long	TD
P.Buchanon	12	6	101	8.4	37	0
J.Mathis	12	0	68	5.7	19	0
D.Morgan	3	0	30	10.0	23	0
D.Davis	3	1	24	8.0	21	0
TEXANS	30	7	223	7.4	37	0
Opponents	33	27	219	6.6	52t	1

KICKOFF RETURNS	No	Yds	Avg	Long	TD
J.Mathis	54	1,542	28.6	99t	2
V.Morency	20	437	21.9	31	0
J.Wells	5	106	21.2	40	0
T.Hollings	2	46	23.0	28	0
D.Davis	1	29	29.0	29	0
M.Bruener	1	11	11.0	11	0
M.Norris	1	2	2.0	2	0
TEXANS	84	2,173	25.9	99t	2
Opponents	55	1,194	21.7	71	0

FIELD GOALS	1-19	20-29	30-39	40-49	50+
K.Brown	0/0	9/9	12/17	4/6	1/2
TEXANS	0/0	9/9	12/17	4/6	1/2
Opponents	0/0	9/9	11/11	7/10	1/2

PASSING	Att	Comp	Yds	Cmp%	Yds/Att	TD	TD%	Int	Int%	Long	Sack/Lost	Rating
D.Carr	423	256	2,488	60.5	5.9	14	3.3	11	2.6	53t	68/424	77.2
T.Banks	25	14	173	56.0	6.9	1	4.0	2	8.0	31	0/0	57.6
D.Williams	1	0	0	0.0	0	0	0.0	0	0.0	0	0/0	39.6
TEXANS	449	270	2,661	60.1	5.9	15	3.3	13	2.9	53t	68/424	76.0
Opponents	469	304	3,727	64.8	7.9	24	5.1	7	1.5	56t	37/206	100.0

# 2005 FINAL STATISTICS (2-14)



## DEFENSIVE STATISTICS

Based on Coaches Film Review

TACKLES	Solo	Asst	Total	Sk	QB	INT-	Pass Def.	Forced	Fumble
				Yds	Press	Yards		Fumbles	Recoveries
M.Greenwood	87	57	144	2.0-8	6	0-0	4	1	2
D.Polk	75	60	135	3.5-13	6	0-0	1	3	0
C.Brown	61	41	102	0.0-0	1	1-5	4	1	0
R.Smith	60	42	102	1.5-8	10	0-0	3	1	1
S.Payne	48	50	98	4.0-18	6	0-0	1	1	0
D.Robinson	69	24	93	1.0-0	1	1-1	21	3	0
M.Coleman	41	25	66	0.0-0	0	1-6	3	0	0
A.PEEK	37	20	57	6.0-32	23	0-0	2	2	2
D.Faggins	37	16	53	0.0-0	0	0-0	14	0	0
G.Earl	26	25	51	0.0-0	3	2-2	7	0	0
S.Orr	34	13	47	7.0-40	14	0-0	1	3	0
J.Babin	31	14	45	4.0-27	17	0-0	1	2	0
G.Walker	28	17	45	1.0-13	8	0-0	3	2	0
K.Wong	24	21	45	1.0-3	2	0-0	1	0	0
T.Johnson	20	24	44	1.0-4	2	0-0	0	0	0
J.Deloach	12	18	30	1.0-7	0	0-0	0	0	0
P.Buchanon	22	7	29	0.0-0	0	0-0	4	0	0
J.Simmons	18	11	29	1.0-6	0	0-0	1	1	1
J.Ioane	13	14	27	0.0-0	0	0-0	0	1	0
T.Evans	16	10	26	0.0-0	1	1-3	1	0	0
L.Sanders	18	4	22	0.0-0	1	1-29	4	1	0
A.Malone	4	7	11	1.0-2	0	0-0	1	0	0
C.Anderson	6	3	9	1.0-14	1	0-0	1	1	0
J.Bell	4	0	4	0.0-0	0	0-0	3	1	0
C.McKenzie	3	1	4	1.0-10	0	0-0	1	0	0
<b>TEXANS</b>	<b>794</b>	<b>524</b>	<b>1,318</b>	<b>37.0-205</b>	<b>102</b>	<b>7-46</b>	<b>82</b>	<b>24</b>	<b>6</b>

## SPECIAL TEAMS STATISTICS

SPECIAL TEAMS	Solo	Asst	Total	PAT	Blocks	FG	Forced	Fumble
					Punt		Fumbles	Recoveries
R.Walker	12	6	18	0	1	0	0	1
C.Anderson	11	3	14	0	0	0	0	1
M.Norris	7	5	12	0	0	0	1	0
T.Evans	8	3	11	0	0	0	0	0
J.Wells	4	6	10	0	0	0	1	0
L.Sanders	8	2	10	0	0	0	0	0
S.Orr	5	4	9	0	0	0	0	0
J.Simmons	6	2	8	0	0	0	0	0
M.Rivers	7	0	7	0	0	0	0	0
D.Polk	4	1	5	0	0	0	0	0
F.Chamberlin	2	3	5	0	0	0	0	0
J.Bell	1	3	4	0	0	0	0	0
B.Pittman	3	0	3	0	0	0	0	0
D.Faggins	2	1	3	0	0	0	0	0
C.Brown	2	1	3	0	0	0	1	0
J.Anderson	1	0	1	0	0	0	0	0
M.Murphy	1	0	1	0	0	0	0	0
G.Earl	1	0	1	0	0	0	0	0
C.Bradford	1	0	1	0	0	0	0	0
C.Stanley	1	0	1	0	0	0	0	0
V.Morency	0	0	0	0	0	0	0	1
<b>TEXANS</b>	<b>87</b>	<b>40</b>	<b>127</b>	<b>0</b>	<b>1</b>	<b>0</b>	<b>3</b>	<b>3</b>

# 2006 FINAL STATISTICS (6-10)



Date	W/L	Score	Opponent	Attendance
9/10	L	10-24	Philadelphia	70,180*
9/17	L	24-43	at Indianapolis	56,614*
9/24	L	15-31	Washington	70,069*
10/1	W	17-15	Miami	70,071*
10/15	L	6-34	at Dallas	63,186*
10/22	W	27- 7	Jacksonville	70,035*
10/29	L	22-28	at Tennessee	69,143*
11/5	L	10-14	at N.Y. Giants	78,485*
11/12	W	13-10	at Jacksonville	65,918*
11/19	L	21-24	Buffalo	70,125*
11/26	L	11-26	at N.Y. Jets	76,596*
12/3	W	23-14	at Oakland	46,276
12/10	L	20-26 OT	Tennessee	70,760*
12/17	L	7-40	at New England	68,756*
12/24	W	27-24	Indianapolis	70,132*
12/31	W	14- 6	Cleveland	70,097*

\*Sellouts

TEAM STATISTICS	TEXANS	Opponents
TOTAL FIRST DOWNS	282	312
Rushing	106	115
Passing	156	174
Penalty	20	23
3rd Down: Made / Att.	77/198	88/198
3rd Down Pct.	38.9	44.4
4th Down: Made / Att.	9/13	5/11
4th Down Pct.	69.2	45.5
TIME OF POSSESSION	29:14	30:46
TOTAL NET YARDS	4,465	5,400
Avg. Per Game	279.1	337.5
Total Plays	955	979
Avg. Per Play	4.7	5.5
NET YARDS RUSHING	1,687	1,956
Avg. Per Game	105.4	122.3
Total Rushes	431	446
NET YARDS PASSING	2,778	3,444
Avg. Per Game	173.6	215.3
Sacked/Yards Lost	43/254	28/191
Gross Yards	3,042	3,635
Attempts/Completions	481/329	505/328
Completion Pct.	68.4%	65.0%
Had Intercepted	13	11
PUNTS/AVERAGE	76/41.6	65/45.4
NET PUNTING AVG.	36.7	37.6
PENALTIES/YARDS	90/761	96/792
FUMBLES/BALL LOST	28/12	16/11
TOUCHDOWNS	30	42
Rushing	13	16
Passing	14	22
Returns	3	4

SCORE BY PERIODS	1	2	3	4	OT	Total
TEXANS	55	52	59	101	0	267
Opponents	72	103	86	99	6	366

SCORING	TD	Ru	Pa	Rt	PAT	FG	SAF	TP
K.Brown	0	0	0	0	26/27	19/25	0	83
R.Dayne	5	5	0	0	0/0	0/0	1	32
A.Johnson	5	0	5	0	0/0	0/0	0	30
O.Daniels	5	0	5	0	0/0	0/0	0	30
W.Lundy	4	4	0	0	0/0	0/0	1	26
D.Carr	2	2	0	0	0/0	0/0	0	12
M.Bruener	2	0	2	0	0/0	0/0	0	12
E.Moulds	1	0	1	0	0/0	0/0	0	6
D.Faggins	1	0	0	1b	0/0	0/0	0	6
V.Leach	1	0	1	0	0/0	0/0	0	6
A.Maddox	1	0	0	1c	0/0	0/0	0	6
D.Robinson	1	0	0	1a	0/0	0/0	0	6
S.Gado	1	1	0	0	0/0	0/0	0	6
C.Taylor	1	1	0	0	0/0	0/0	0	6
TEXANS	30	13	14	3	26/27	19/25	2	267
Opponents	42	16	22	4	39/40	25/29	0	366

a-D.Robinson 9-yd. INT return, vs. BUF; b-D.Faggins 58 yd. FUM return, at OAK; c-A.Maddox 47-yd. FUM return, vs. CLE.

RUSHING	No.	Yds	Avg	Long	TD
R.Dayne	151	612	4.1	19	5
W.Lundy	124	476	3.8	35	4
S.Gado	54	217	4.0	34	1
D.Carr	53	195	3.7	16	2
C.Taylor	28	123	4.4	17	1
J.Cook	3	18	6.0	14	0
A.Johnson	3	14	4.7	18	0
V.Morency	5	13	2.6	12	0
E.Moulds	1	6	6.0	6	0
S.Rosenfels	4	5	1.3	7	0
E.Shepherd	2	5	2.5	6	0
K.Walter	1	3	3.0	3	0
J.Simmons	1	0	0.0	0	0
C.Stanley	1	0	0.0	0	0
TEXANS	431	1,687	3.9	35	13
Opponents	446	1,956	4.4	39t	16

RECEIVING	No.	Yds	Avg	Long	TD
A.Johnson	103	1,147	11.1	53	5
E.Moulds	57	557	9.8	29	1
O.Daniels	34	352	10.4	33t	5
W.Lundy	33	204	6.2	15	0
J.Cook	18	107	5.9	15	0
K.Walter	17	160	9.4	15	0
S.Gado	16	80	5.0	19	0
R.Dayne	14	77	5.5	13	0
J.Putzier	13	125	9.6	26	0
M.Bruener	9	62	6.9	25	2
V.Leach	6	61	10.2	19	1
C.Taylor	3	40	13.3	24	0
E.Shepherd	3	22	7.3	8	0
D.Anderson	1	27	27.0	27	0
V.Morency	1	6	6.0	6	0
D.Lewis	1	5	5.0	5	0
TEXANS	329	3,032	9.2	53	14
Opponents	328	3,635	11.1	83t	22

INTERCEPTIONS	No.	Yds	Avg	Long	TD
D.Robinson	2	9	4.5	9t	1
D.Faggins	2	0	0.0	0	0
A.Weaver	1	21	21.0	21	0
D.McCleon	1	19	19.0	19	0
D.Ryans	1	16	16.0	16	0
J.Simmons	1	11	11.0	11	0
G.Earl	1	2	2.0	2	0
C.Brown	1	0	0.0	0	0
M.Greenwood	1	0	0.0	0	0
TEXANS	11	78	7.1	21	1
Opponents	13	174	13.4	41	0

PUNTING	No.	Yds	Avg	Net	TB	In	Lg	B
C.Stanley	76	3,161	41.6	36.7	5	15	62	0
TEXANS	76	3,161	41.6	36.7	5	15	62	0
Opponents	65	2,949	45.4	37.6	13	25	75	0

PUNT RETURNS	Ret	FC	Yds	Avg	Long	TD
D.Wynn	12	9	139	11.6	58	0
P.Buchanon	8	2	79	9.9	45	0
E.Shepherd	3	2	24	8.0	14	0
D.Lewis	0	2	0	0	0	0
TEXANS	23	15	242	10.5	58	0
Opponents	36	24	275	7.6	53t	1

KICKOFF RETURNS	No	Yds	Avg	Long	TD
D.Wynn	30	670	22.3	38	0
E.Shepherd	17	395	23.2	42	0
J.Mathis	7	192	27.4	87	0
P.Buchanon	5	106	21.2	28	0
W.Lundy	4	67	16.8	23	0
D.Anderson	3	90	30.0	38	0
D.Lewis	1	27	27.0	27	0
R.Alexander	1	18	18.0	18	0
T.Johnson	1	17	17.0	17	0
M.Bruener	1	8	8.0	8	0
J.Cook	1	2	2.0	2	0
K.Wong	0	17	0	17	0
TEXANS	71	1,609	22.7	87	0
Opponents	52	1,215	23.4	93t	1

FIELD GOALS	1-19	20-29	30-39	40-49	50+
K.Brown	1/1	4/4	3/5	11/13	0/2
TEXANS	1/1	4/4	3/5	11/13	0/2
Opponents	0/0	6/7	9/10	8/9	2/3

PASSING	Att	Comp	Yds	Cmp%	Yds/Att	TD	TD%	Int	Int%	Long	Sack/Lost	Rating
D.Carr	442	302	2,767	68.3	6.3	11	2.5	12	2.7	53	41/240	82.1
S.Rosenfels	39	27	265	69.2	6.8	3	7.7	1	2.6	28	1/5	103.0
W.Lundy	0	0	0	0.0	0.0	0	0.0	0	0.0	0	1/9	0.0
TEXANS	481	329	3,032	68.4	6.3	14	2.9	13	2.7	53	43/254	83.8
Opponents	505	328	3,635	65.0	7.2	22	4.4	11	2.2	83t	28/191	91.7

# 2006 FINAL STATISTICS (6-10)



## DEFENSIVE STATISTICS

TACKLES	Solo	Asst	Total	Sk Yds	QB Press	INT- Yards	Pass Def.	Forced Fumbles	Fumble Recoveries
D.Ryans	126	30	156	3.5-30.5	9	1 (16)	8	1	1
M.Greenwood	84	26	110	1.0-0	1	1 (0)	4	2	3
D.Robinson	70	13	83	0.0-0	1	2 (9)	14	1	0
C.Brown	65	10	75	1.0-10.0	3	1 (0)	7	1	1
G.Earl	57	13	70	2.0-22.0	2	1 (2)	5	1	0
M.Williams	35	12	47	4.5-20.5	5	0-0	4	1	1
J.Simmons	30	8	38	0.0-0	0	1 (11)	2	0	0
L.Sanders	29	8	37	0.0-0	0	0-0	6	0	0
A.Maddox	24	13	37	2.0-9.0	1	0-0	0	0	0
A.Weaver	26	9	35	1.0-3.0	4	1 (21)	7	0	1
D.Faggins	27	3	30	1.0-2.0	1	2 (0)	12	1	2
D.McCleon	21	7	28	0.0-0	0	1 (19)	2	2	1
S.Orr	23	4	27	1.5-7.5	2	0-0	1	0	1
J.Babin	19	6	25	5.0-39.0	7	0-0	0	0	0
N.Kalu	16	5	21	2.0-21.0	7	0-0	1	0	0
Th.Johnson	15	4	19	0.0-0	3	0-0	0	0	0
A.PEEK	9	5	14	1.0-9.0	2	0-0	0	2	0
S.Payne	10	2	12	1.0-5.0	1	0-0	0	1	0
K.Wong	9	3	12	0.0-0	0	0-0	0	0	0
Tr.Johnson	8	3	11	0.0-0	0	0-0	1	0	0
G.Scott	7	4	11	0.0-0	0	0-0	0	0	0
L.Dalton	8	2	10	1.0-2.0	1	0-0	0	0	0
D.Wynn	4	2	6	0.0-0	0	0-0	0	0	0
C.Anderson	3	2	5	0.0-0	0	0-0	1	0	0
C.Killings	2	3	5	0.0-0	0	0-0	0	0	0
V.Hutchins	2	1	3	0.0-0	0	0-0	0	0	0
P.Buchanon	2	0	2	0.0-0	0	0-0	1	0	0
E.Cochran	2	0	2	0.0-0	0	0-0	0	0	0
A.Malone	1	1	2	0.5-2.5	0	0-0	0	0	0
D.Johnson	1	0	1	0.0-0	0	0-0	0	0	0
D.Polk	1	0	1	0.0-0	0	0-0	0	0	0
T.Evans	0	1	1	0.0-0	0	0-0	0	0	0
<b>TEXANS</b>	<b>736</b>	<b>200</b>	<b>936</b>	<b>28.0-183.0</b>	<b>50</b>	<b>11 (43)</b>	<b>76</b>	<b>13</b>	<b>11</b>

## SPECIAL TEAMS STATISTICS

SPECIAL TEAMS	Solo	Asst	Total	PAT	Blocks Punt	FG	Forced Fumbles	Fumble Recoveries
T.Evans	11	2	13	0	0	0	0	0
C.Anderson	10	1	11	0	0	0	0	0
D.Polk	6	4	10	0	0	0	0	0
J.Simmons	9	0	9	0	0	0	0	0
K.Walter	8	0	8	0	0	0	0	0
L.Sanders	6	0	6	0	0	0	0	0
S.Orr	5	0	5	0	0	0	0	0
G.Earl	4	1	5	0	0	0	0	0
J.Cook	4	1	5	0	0	0	0	0
C.Taylor	3	0	3	0	0	0	0	0
B.Pittman	2	1	3	0	0	0	0	0
C.Brown	2	0	2	0	0	0	0	0
D.Anderson	2	0	2	0	0	0	0	0
D.Wynn	2	0	2	0	0	0	0	0
V.Leach	2	0	2	0	0	0	0	0
A.PEEK	2	0	2	0	0	0	0	0
V.Hutchins	2	0	2	0	0	0	0	0
O.Daniels	1	0	1	0	0	0	0	0
D.McCleon	1	0	1	0	0	0	0	0
G.Scott	1	0	1	0	0	0	0	0
O.Daniels	1	0	1	0	0	0	0	0
R.Alexander	1	0	1	0	0	0	0	0
S.Rosenfels	1	0	1	0	0	0	0	0
M.Stone	0	1	1	0	0	0	0	0
J.Babin	0	1	1	0	0	0	0	0
K.Garrett	0	1	1	0	0	0	0	0
S.Payne	0	0	0	1	0	0	0	0
<b>TEXANS</b>	<b>86</b>	<b>13</b>	<b>99</b>	<b>1</b>	<b>0</b>	<b>0</b>	<b>0</b>	<b>0</b>

# 2007 FINAL STATISTICS (8-8)



Date	W/L	Score	Opponent	Attendance
9/9	W	20-3	Kansas City	70,080*
9/16	W	34-21	at Carolina	73,665*
9/23	L	24-30	Indianapolis	70,765*
9/30	L	16-26	at Atlanta	69,312*
10/7	W	22-19	Miami	70,156*
10/14	L	17-37	at Jacksonville	63,715
10/21	L	36-38	Tennessee	70,734*
10/28	L	10-35	at San Diego	60,439*
11/4	W	24-17	at Oakland	49,603
11/18	W	23-10	New Orleans	70,780*
11/25	L	17-27	at Cleveland	72,730*
12/2	L	20-28	at Tennessee	69,143*
12/9	W	28-14	Tampa Bay	70,237*
12/13	W	31-13	Denver	70,747*
12/23	L	15-38	at Indianapolis	57,262*
12/30	W	42-28	Jacksonville	70,660*

\*Sellouts

TEAM STATISTICS	TEXANS	Opponents
<b>TOTAL FIRST DOWNS</b>	295	325
Rushing	96	107
Passing	190	197
Penalty	9	21
3rd Down: Made/Att	86/193	83/198
3rd Down Pct.	44.6%	41.9%
4th Down: Made/Att	11/15	8/16
4th Down Pct.	73.3%	50.0%
Possession Avg.	29:41	30:19
<b>TOTAL NET YARDS</b>	5,337	5,507
Avg. Per Game	333.6	344.2
Total Plays	968	994
Avg. Per Play	5.5	5.5
<b>NET YARDS RUSHING</b>	1,586	1,825
Avg. Per Game	99.1	114.1
Total Rushes	417	417
<b>NET YARDS PASSING</b>	3,751	3,682
Avg. Per Game	234.4	230.1
Sacked/Yards Lost	22/174	31/196
Gross Yards	3,925	3,878
Attempts/Completions	529/346	546/361
Completion Pct.	65.4%	66.1%
Had Intercepted	21	11
<b>PUNTS/AVERAGE</b>	55/41.7	59/43.0
<b>NET PUNTING AVG.</b>	37.9	37.1
<b>PENALTIES/YARDS</b>	82/636	81/614
<b>FUMBLES/BALL LOST</b>	26/17	24/14
<b>TOUCHDOWNS</b>	43	43
Rushing	12	15
Passing	24	25
Returns	7	3

SCORE BY PERIODS	1	2	3	4	OT	Total
TEXANS	87	92	61	139	0	379
Opponents	81	132	90	81	0	384

SCORING	TD	Ru	Pa	Rt	PAT	FG	SAF	TP
K.Brown	0	0	0	0	40/40	25/29	0	115
A.Johnson	8	0	8	0	0/0	0/0	0	48
A.Davis	6	0	3	3e,f	0/0	0/0	1	38
R.Dayne	6	6	0	0	0/0	0/0	0	36
K.Walter	5	0	4	1b	0/0	0/0	0	30
O.Daniels	3	0	3	0	0/0	0/0	0	18
V.Leach	3	1	2	0	0/0	0/0	0	18
A.Green	2	2	0	0	0/0	0/0	0	12
J.Dreessen	2	0	2	0	0/0	0/0	0	12
D.Walker	1	1	0	0	0/0	0/0	1	8
S.Gado	1	1	0	0	0/0	0/0	1	8
J.Mathis	1	0	0	1c	0/0	0/0	0	6
S.Rosenfels	1	1	0	0	0/0	0/0	0	6
J.Putzier	1	0	1	0	0/0	0/0	0	6
D.Anderson	1	0	1	0	0/0	0/0	0	6
M.Williams	1	0	0	1a	0/0	0/0	0	6
D.Ryans	1	0	0	1d	0/0	0/0	0	6
<b>TEXANS</b>	<b>43</b>	<b>12</b>	<b>24</b>	<b>7</b>	<b>40/40</b>	<b>25/29</b>	<b>3</b>	<b>379</b>
<b>Opponents</b>	<b>43</b>	<b>15</b>	<b>25</b>	<b>3</b>	<b>42/43</b>	<b>28/33</b>	<b>0</b>	<b>384</b>

a-M.Williams 38-yard FUM ret. vs. KC (9/9); b-K.Walter FUM rec. in end zone at CAR (9/16); c-J.Mathis 84-yard kickoff ret. vs. IND (9/23); d-D.Ryans 26-yard FUM ret. vs. TEN (10/21); 3-A.Davis 97-yard kickoff ret. vs. TB (12/9); f-A.Davis 97-yard kickoff ret. and 104-yard kickoff ret. vs. JAX (12/31).

RUSHING	No.	Yds	Avg	Long	TD
R.Dayne	194	773	4.0	39	6
D.Walker	58	264	4.6	41	1
A.Green	70	260	3.7	18	2
A.Echemandu	20	85	4.3	20	0
M.Schaub	17	52	3.1	12	0
S.Rosenfels	21	51	2.4	19	1
S.Gado	18	46	2.6	7	1
K.Walter	5	30	6.0	13	0
J.Cook	8	24	3.0	9	0
V.Leach	2	2	1.0	1t	1
M.Turk	1	0	0.0	0	0
J.Jones	3	-1	-0.3	4	0
<b>TEXANS</b>	<b>417</b>	<b>1,586</b>	<b>3.8</b>	<b>41</b>	<b>12</b>
<b>Opponents</b>	<b>417</b>	<b>1,825</b>	<b>4.4</b>	<b>76</b>	<b>15</b>

RECEIVING	No.	Yds	Avg	Long	TD
K.Walter	65	800	12.3	46	4
O.Daniels	63	768	12.2	29	3
A.Johnson	60	851	14.2	77t	8
A.Davis	33	583	17.7	53t	3
V.Leach	25	108	4.3	15	2
R.Dayne	17	112	6.6	17	0
J.Jones	15	149	9.9	26	0
A.Green	14	123	8.8	53	0
D.Walker	13	81	6.2	9	0
D.Anderson	12	131	10.9	24	1
S.Gado	8	59	7.4	20	0
J.Cook	8	40	5.0	9	0
J.Putzier	6	39	6.5	11	1
J.Dreessen	4	55	13.8	28t	2
A.Echemandu	2	11	5.5	7	0
J.Mathis	1	15	15.0	15	0
<b>TEXANS</b>	<b>346</b>	<b>3,925</b>	<b>11.3</b>	<b>77t</b>	<b>24</b>
<b>Opponents</b>	<b>361</b>	<b>3,878</b>	<b>10.7</b>	<b>74t</b>	<b>25</b>

INTERCEPTIONS	No.	Yds	Avg	Long	TD
F.Bennett	3	47	15.7	33	0
D.Robinson	2	6	3.0	10	0
C.Brown	1	9	9.0	9	0
V.Hutchins	1	8	8.0	8	0
M.Greenwood	1	3	3.0	3	0
D.Clark	1	1	1.0	1	0
D.Ryans	1	1	1.0	1	0
T.Johnson	1	0	0.0	0	0
<b>TEXANS</b>	<b>11</b>	<b>75</b>	<b>6.8</b>	<b>33</b>	<b>0</b>
<b>Opponents</b>	<b>21</b>	<b>272</b>	<b>13.0</b>	<b>70t</b>	<b>1</b>

PUNTING	No.	Yds	Avg	Net	TB	In	Lg	B
M.Turk	55	2,296	41.7	37.9	3	24	59	0
<b>TEXANS</b>	<b>55</b>	<b>2,296</b>	<b>41.7</b>	<b>37.9</b>	<b>3</b>	<b>24</b>	<b>59</b>	<b>0</b>
<b>Opponents</b>	<b>59</b>	<b>2,535</b>	<b>43.0</b>	<b>37.1</b>	<b>3</b>	<b>24</b>	<b>64</b>	<b>0</b>

PUNT RETURNS	Ret	FC	Yds	Avg	Long	TD
J.Jones	30	7	286	9.5	74	0
D.Wynn	2	1	1	0.5	4	0
D.Anderson	1	0	0	0.0	0	0
<b>TEXANS</b>	<b>33</b>	<b>8</b>	<b>287</b>	<b>8.7</b>	<b>74</b>	<b>0</b>
<b>Opponents</b>	<b>19</b>	<b>17</b>	<b>151</b>	<b>7.9</b>	<b>22</b>	<b>0</b>

KICKOFF RETURNS	No.	Yds	Avg	Long	TD
A.Davis	32	968	30.3	104t	3
D.Wynn	22	523	23.8	39	0
J.Mathis	11	320	29.1	84t	1
J.Jones	4	78	19.5	23	0
J.Cook	2	33	16.5	21	0
V.Leach	2	26	13.0	14	0
K.Walter	1	7	7.0	7	0
M.Boulware	0	6	0	6	0
<b>TEXANS</b>	<b>74</b>	<b>1,961</b>	<b>26.5</b>	<b>104t</b>	<b>4</b>
<b>Opponents</b>	<b>69</b>	<b>1,593</b>	<b>23.1</b>	<b>52</b>	<b>0</b>

FIELD GOALS	1-19	20-29	30-39	40-49	50+
K.Brown	1/1	6/7	6/6	7/10	5/5
<b>TEXANS</b>	<b>1/1</b>	<b>6/7</b>	<b>6/6</b>	<b>7/10</b>	<b>5/5</b>
<b>Opponents</b>	<b>0/0</b>	<b>14/14</b>	<b>6/7</b>	<b>6/8</b>	<b>2/4</b>

PASSING	Att	Comp	Yds	Cmp%	Yds/Att	TD	TD%	Int	Int%	Long	Sack/Lost	Rating
M.Schaub	289	192	2,241	66.4	7.8	9	3.1	9	3.1	77t	16/126	87.2
S.Rosenfels	240	154	1,684	64.2	7.0	15	6.3	12	5.0	53t	6/48	84.8
<b>TEXANS</b>	<b>529</b>	<b>346</b>	<b>3,925</b>	<b>65.4</b>	<b>7.4</b>	<b>24</b>	<b>4.5</b>	<b>21</b>	<b>4.0</b>	<b>77t</b>	<b>22/174</b>	<b>86.1</b>
<b>Opponents</b>	<b>546</b>	<b>361</b>	<b>3,878</b>	<b>66.1</b>	<b>7.1</b>	<b>25</b>	<b>4.6</b>	<b>11</b>	<b>2.0</b>	<b>74t</b>	<b>31/196</b>	<b>93.7</b>

# 2007 FINAL STATISTICS (8-8)



## DEFENSIVE STATISTICS

TACKLES	Solo	Asst	Total	Sk Yds	QB Press	INT- Yards	Pass Def.	Forced Fumbles	Fumble Recoveries
D.Ryans	98	29	127	2.0 (18.0)	2	1-1	7	1	3
M.Greenwood	90	28	118	1.0 (8.0)	2	1-3	4	1	0
V.Hutchins	77	16	93	0.5 (2.5)	1	1-8	6	0	0
C.Brown	64	19	83	0.0-0	0	1-9	8	2	3
M.Williams	43	16	59	14.0 (82.5)	15	0-0	1	2	1
F.Bennett	49	6	55	0.0-0	1	3-47	14	2	0
W.Demps	38	11	49	0.0-0	1	0-0	5	2	1
D.Faggins	37	6	43	0.0-0	0	0-0	4	1	1
D.Clark	34	9	43	0.0-0	1	1-1	1	0	0
A.Weaver	32	9	41	0.0-0	0	0-0	0	0	0
T.Johnson	27	14	41	0.0-0	0	1-0	5	0	0
D.Robinson	29	5	34	0.0-0	0	2-6	7	0	0
A.Okoye	23	9	32	5.5 (33.5)	8	0-0	0	1	0
E.Cochran	19	6	25	1.0 (6.0)	1	0-0	4	1	1
C.Anderson	15	9	24	2.0 (17.0)	3	0-0	1	0	0
J.Zgonina	10	7	17	0.0-0	1	0-0	0	0	0
A.Maddox	15	1	16	2.0 (14.0)	2	0-0	1	0	0
J.Fletcher	12	1	13	0.0-0	0	0-0	3	1	0
N.Kalu	8	5	13	3.0 (14.5)	7	0-0	1	0	0
M.Boulware	3	2	5	0.0-0	0	0-0	2	0	0
D.Wynn	4	1	5	0.0-0	0	0-0	4	0	0
Z.Diles	5	0	5	0.0-0	0	0-0	0	0	0
S.Orr	2	1	3	0.0-0	0	0-0	0	0	0
S.Barber	1	1	2	0.0-0	0	0-0	0	0	0
T.Bulman	2	0	2	0.0-0	1	0-0	0	0	0
J.Simmons	1	0	1	0.0-0	0	0-0	1	0	0
C.Killings	1	0	1	0.00	0	0-0	0	0	0
<b>TEXANS</b>	<b>739</b>	<b>211</b>	<b>950</b>	<b>31.0-196.0</b>	<b>46</b>	<b>11-75</b>	<b>79</b>	<b>14</b>	<b>10</b>

## SPECIAL TEAMS STATISTICS

SPECIAL TEAMS	Solo	Asst	Total	PAT	Blocks Punt	FG	Forced Fumbles	Fumble Recoveries
J.Cook	12	1	13	0	0	0	0	0
J.Dreessen	9	1	10	0	0	0	0	0
Z.Diles	8	1	9	0	0	0	0	0
D.Clark	6	2	8	0	0	0	1	0
F.Bennett	5	2	7	0	0	0	0	0
C.Anderson	4	3	7	0	0	0	0	1
M.Boulware	4	2	6	1	0	0	0	0
J.Fletcher	6	0	6	0	0	0	0	0
C.Cox	6	0	6	0	0	0	0	0
S.Orr	4	1	5	0	0	0	0	0
S.Barber	3	1	4	0	0	0	0	0
V.Leach	3	1	4	0	0	0	0	0
D.Faggins	3	0	3	0	0	0	1	0
W.Demps	3	0	3	0	0	0	0	1
H.Williams	2	0	2	0	0	0	0	0
B.Pittman	2	0	2	0	0	0	0	0
K.Brown	1	0	1	0	0	0	0	0
D.Ryans	1	0	1	0	0	0	1	0
E.Cochran	1	0	1	0	0	0	0	0
D.Anderson	1	0	1	0	0	0	0	0
A.Davis	1	0	1	0	0	0	0	1
C.Brown	0	1	1	0	0	0	0	0
K.Walter	1	0	1	0	0	0	0	1
D.Wynn	1	0	1	0	0	0	0	0
D.Robinson	0	0	0	0	0	1	0	0
<b>TEXANS</b>	<b>87</b>	<b>16</b>	<b>103</b>	<b>1</b>	<b>0</b>	<b>1</b>	<b>3</b>	<b>4</b>



# 2008 FINAL STATISTICS (8-8)



Date	W/L	Score	Opponent	Attendance
9/7	L	17-38	at Pittsburgh	64,001*
9/21	L	12-31	at Tennessee	69,143*
9/28	L	27-30 OT	at Jacksonville	64,061*
10/5	L	27-31	Indianapolis	70,118*
10/12	W	29-28	Miami	70,023*
10/19	W	28-21	Detroit	70,081*
10/26	W	35-6	Cincinnati	70,112*
11/2	L	21-28	at Minnesota	62,839*
11/9	L	13-41	Baltimore	70,552*
11/16	L	27-33	at Indianapolis	66,201*
11/23	W	16-6	at Cleveland	72,077*
12/1	W	30-17	Jacksonville	70,809*
12/7	W	24-21	at Green Bay	70,245*
12/14	W	13-12	Tennessee	70,831*
12/21	L	16-27	at Oakland	43,687
12/28	W	31-24	Chicago	70,838*

\*Sellouts

TEAM STATISTICS	TEXANS	Opponents
TOTAL FIRST DOWNS	340	300
Rushing	106	114
Passing	210	167
Penalty	24	19
3rd Down: Made/Att	83/197	74/188
3rd Down Pct.	42.1%	39.4%
4th Down: Made/Att	14/23	10/13
4th Down Pct.	60.9%	76.9%
POSSESSION AVG.	31:57	28:03
TOTAL NET YARDS	6,113	5,385
Avg. Per Game	382.1	336.6
Total Plays	1,019	935
Avg. Per Play	6.0	5.8
NET YARDS RUSHING	1,846	1,962
Avg. Per Game	115.4	122.6
Total Rushes	432	439
NET YARDS PASSING	4,267	3,423
Avg. Per Game	266.7	213.9
Sacked/Yards Lost	32/207	25/175
Gross Yards	4,474	3,598
Attempts/Completions	555/367	471/294
Completion Pct.	66.1%	62.4%
Had Intercepted	20	12
PUNTS/AVERAGE	53/42.3	67/44.4
NET PUNTING AVG.	35.2	37.2
PENALTIES/YARDS	80/664	81/659
FUMBLES/BALL LOST	28/12	19/10
TOUCHDOWNS	40	45
Rushing	16	18
Passing	21	24
Returns	3	3

SCORE BY PERIODS	1	2	3	4	OT	Total
TEXANS	77	109	78	102	0	366
Opponents	84	85	86	136	3	394

SCORING	TD	Ru	Pa	Rt	PAT	FG	SAF	TP
K.Brown	0	0	0	0	37/37	29/33	0	124
S.Slaton	10	9	1	0	0/0	0/0	0	60
A.Johnson	8	0	8	0	0/0	0/0	1	50
K.Walter	8	0	8	0	0/0	0/0	0	48
A.Green	3	3	0	0	0/0	0/0	0	18
M.Schaub	2	2	0	0	0/0	0/0	0	12
O.Daniels	2	0	2	0	0/0	0/0	0	12
D.Anderson	2	0	2	0	0/0	0/0	0	12
J.Jones	2	0	0	2a	0/0	0/0	0	12
R.Moats	1	1	0	0	0/0	0/0	0	6
V.Leach	1	1	0	0	0/0	0/0	0	6
J.Reeves	1	0	0	1b	0/0	0/0	0	6
TEXANS	40	16	21	3	37/37	29/33	1	366
Opponents	45	18	24	3	43/43	25/29	2	394

a- J.Jones 70-yard punt return vs. MIA (10/12); J.Jones 73-yard punt return vs. CIN (10/26); b- J.Reeves 44-yard INT return at MIN (11/2).

RUSHING	No.	Yds	Avg	Long	TD
S.Slaton	268	1282	4.8	71t	9
A.Green	74	294	4.0	14	3
R.Moats	26	94	3.6	12	1
M.Schaub	31	68	2.2	10	2
C.Taylor	14	37	2.6	17	0
S.Rosenfels	11	37	3.4	15	0
K.Walter	3	23	7.7	13	0
M.Turk	1	18	18.0	18	0
V.Leach	1	1	1.0	1t	1
C.Sapp	2	-3	-1.5	0	0
J.Jones	1	-5	-5.0	-5	0
TEXANS	432	1,846	4.3	71t	16
Opponents	439	1,962	4.5	41t	18

RECEIVING	No.	Yds	Avg	Long	TD
A.Johnson	115	1575	13.7	65	8
O.Daniels	70	862	12.3	35	2
K.Walter	60	899	15.0	61	8
S.Slaton	50	377	7.5	46	1
D.Anderson	19	241	12.7	65	2
A.Davis	13	213	16.4	49	0
V.Leach	12	103	8.6	22	0
J.Dreessen	11	77	7.0	13	0
A.Green	11	32	2.9	8	0
J.Jones	3	81	27.0	45	0
R.Moats	3	14	4.7	5	0
TEXANS	367	4,474	12.2	65	21
Opponents	294	3,598	12.2	96t	24

INTERCEPTIONS	No.	Yds	Avg	Long	TD
J.Reeves	4	108	27.0	44t	1
E.Wilson	2	36	18.0	19	0
F.Bennett	2	26	13.0	23	0
D.Robinson	2	0	0.0	0	0
A.Weaver	1	8	8.0	8	0
Z.Diles	1	0	0.0	0	0
TEXANS	12	178	14.8	44t	1
Opponents	20	221	11.1	99t	1

PUNTING	No.	Yds	Avg	Net	TB	In	Lg	B
M.Turk	55	2,296	41.7	37.9	3	24	59	0
TEXANS	55	2,296	41.7	37.9	3	24	59	0
Opponents	59	2,535	43.0	37.1	3	24	64	0

PUNT RETURNS	Ret	FC	Yds	Avg	Long	TD
J.Jones	32	17	386	12.1	73t	2
TEXANS	32	17	386	12.1	73t	2
Opponents	21	14	235	11.2	80t	1

KICKOFF RETURNS	No	Yds	Avg	Long	TD
A.Davis	43	993	23.1	50	0
J.Jones	13	280	21.5	30	0
R.Moats	9	212	23.6	32	0
V.Leach	3	34	11.3	15	0
C.Taylor	1	17	17.0	17	0
C.White	1	7	7.0	7	0
C.Sapp	1	7	7.0	7	0
K.Walter	1	0	0.0	0	0
TEXANS	72	1,550	21.5	50	0
Opponents	73	1,630	22.3	49	0

FIELD GOALS	1-19	20-29	30-39	40-49	50+
K.Brown	0/0	9/10	10/10	8/10	2/3
TEXANS	0/0	9/10	10/10	8/10	2/3
Opponents	0/0	3/3	11/12	7/9	4/5

PASSING	Att	Comp	Yds	Cmp%	Yds/Att	TD	TD%	Int	Int%	Long	Sack/Lost	Rating
M.Schaub	380	251	3,043	66.1	8.0	15	3.9	10	2.6	65	23/149	92.7
S.Rosenfels	174	116	1,431	66.7	8.2	6	3.4	10	5.7	61	9/58	79.5
M.Turk	1	0	0	0.0	0.0	0	0.0	0	0.0	0	0/0	39.6
TEXANS	555	367	4,474	66.1	8.1	21	3.8	20	3.6	65	32/207	88.4
Opponents	471	294	3,598	62.4	7.6	24	5.1	12	2.5	96t	25/175	92.3

# 2008 FINAL STATISTICS (8-8)



## DEFENSIVE STATISTICS

TACKLES	Solo	Asst	Total	Sk Yds	QB Press	INT- Yards	Pass Def.	Forced Fumbles	Fumble Recoveries
D.Ryans	86	26	112	1.0-9	4	0-0	4	2	3
Z.Diles	47	19	66	1.0-9	2	1-0	2	1	0
E.Wilson	52	11	63	0.0-0	0	2-36	7	0	0
M.Williams	44	9	53	12.0-82	25	0-0	0	4	0
N.Ferguson	42	10	52	0.0-0	1	0-0	2	1	1
J.Reeves	47	3	50	0.0-0	0	4-108	19	1	0
A.Weaver	28	17	45	0.0-0	0	1-8	1	0	0
M.Greenwood	31	12	43	0.0-0	0	0-0	1	0	0
F.Bennett	33	8	41	0.0-0	0	2-26	6	2	0
D.Robinson	35	3	38	0.0-0	1	2-0	6	0	0
X.Adibi	26	8	34	0.0-0	1	0-0	0	0	1
K.Bentley	22	12	34	1.0-15	1	0-0	1	0	1
W.Demps	20	10	30	0.0-0	0	0-0	0	0	0
B.Harrison	21	9	30	0.0-0	1	0-0	1	0	0
T.Johnson	24	5	29	1.0-3	5	0-0	2	1	0
De.Robinson	19	8	27	0.0-0	0	0-0	0	1	0
A.Okoye	15	9	24	1.0-13	3	0-0	2	1	1
D.Faggins	16	3	19	0.0-0	0	0-0	2	0	0
J.Zgonina	13	6	19	0.0-0	1	0-0	0	0	1
T.Bulman	10	7	17	4.0-14	9	0-0	0	0	1
E.Cochran	13	4	17	2.0-21	3	0-0	1	0	0
C.Brown	12	3	15	0.0-0	0	0-0	1	0	0
D.Barber	4	1	5	1.0-9	1	0-0	1	0	0
C.Thompson	4	1	5	1.0-0	4	0-0	1	0	0
F.Okam	2	2	4	0.0-0	0	0-0	0	0	0
N.Kalu	2	2	4	0.0-0	0	0-0	0	0	0
J.Nading	3	1	4	0.0-0	0	0-0	0	0	0
TEAM	3	0	3	0.0-0	0	0-0	0	0	0
A.Molden	1	0	1	0.0-0	0	0-0	0	0	0
<b>TEXANS</b>	<b>675</b>	<b>209</b>	<b>884</b>	<b>25.0-175</b>	<b>62</b>	<b>12-178</b>	<b>60</b>	<b>14</b>	<b>9</b>

## SPECIAL TEAMS STATISTICS

SPECIAL TEAMS	Solo	Asst	Total	PAT	Blocks Punt	FG	Forced Fumbles	Fumble Recoveries
K.Bentley	16	7	23	0	0	0	0	0
A.Molden	16	3	19	0	0	0	0	1
D.Barber	8	2	10	0	0	0	0	0
D.Faggins	7	2	9	0	0	0	0	0
J.Dreessen	6	2	8	0	0	0	0	0
C.Thompson	4	4	8	0	0	0	0	0
N.Ferguson	6	1	7	0	0	0	0	0
C.Sapp	5	0	5	0	0	0	0	0
V.Leach	4	0	4	0	0	0	0	0
J.Reeves	2	1	3	0	0	0	0	1
B.Harrison	3	0	3	0	0	0	0	0
A.Davis	3	0	3	0	0	0	0	0
W.Demps	0	2	2	0	0	0	0	0
R.Moats	1	2	3	0	0	0	1	0
J.Nading	1	1	2	0	0	0	0	0
M.Greenwood	0	2	2	0	0	0	0	0
C.Taylor	1	0	1	0	0	0	0	0
F.Bennett	2	0	2	0	0	0	0	0
T.Bulman	1	0	1	0	0	0	0	0
K.Brown	1	0	1	0	0	0	0	1
X.Adibi	1	0	1	0	0	0	0	0
D.Anderson	0	1	1	0	0	0	0	0
B.Pittman	0	1	1	0	0	0	0	0
TEAM	1	0	1	0	0	0	0	0
J.Jones	0	0	0	0	0	0	1	1
<b>TEXANS</b>	<b>89</b>	<b>31</b>	<b>120</b>	<b>0</b>	<b>0</b>	<b>0</b>	<b>2</b>	<b>4</b>

# 2009 FINAL STATISTICS (9-7)



Date	W/L	Score	Opponent	Attendance
9/13	L	7-24	N.Y. Jets	70,118*
9/20	W	34-31	at Tennessee	69,143*
9/27	L	24-31	Jacksonville	70,083*
10/4	W	29-6	Oakland	70,291*
10/11	L	21-28	at Arizona	61,819
10/18	W	28-17	at Cincinnati	64,019*
10/25	W	24-21	San Francisco	70,820*
11/1	W	31-10	at Buffalo	69,790
11/8	L	17-20	at Indianapolis	66,033*
11/23	L	17-20	Tennessee	71,153*
11/29	L	27-35	Indianapolis	70,990*
12/6	L	18-23	at Jacksonville	42,079
12/13	W	34-7	Seattle	70,380*
12/20	W	16-13	at St. Louis	46,256
12/27	W	27-20	at Miami	65,847
1/3/10	W	34-27	New England	71,029*

\*Sellouts

TEAM STATISTICS	TEXANS	Opponents
TOTAL FIRST DOWNS	340	300
Rushing	93	91
Passing	231	175
Penalty	16	34
3rd Down: Made/Att	82/204	79/201
3rd Down Pct.	40.2%	39.3%
4th Down: Made/Att	8/12	9/21
4th Down Pct.	66.7%	42.9%
POSSESSION AVG.	31:54	28:06
TOTAL NET YARDS	6,129	5,198
Avg. Per Game	383.1	324.9
Total Plays	1,043	974
Avg. Per Play	5.9	5.3
NET YARDS RUSHING	1,475	1,711
Avg. Per Game	92.2	106.9
Total Rushes	425	396
NET YARDS PASSING	4,654	3,487
Avg. Per Game	290.9	217.9
Sacked/Yards Lost	25/149	30/187
Gross Yards	4,803	3,674
Attempts/Completions	593/399	548/344
Completion Pct.	67.3%	62.8%
Had Intercepted	17	14
PUNTS/AVERAGE	67/42.8	76/46.8
NET PUNTING AVG.	39.4	40.4
PENALTIES/YARDS	95/833	92/728
FUMBLES/BALL LOST	21/11	27/13
TOUCHDOWNS	46	39
Rushing	13	17
Passing	29	19
Returns	4	3

SCORE BY PERIODS	1	2	3	4	OT	Total
TEXANS	89	131	75	93	0	388
Opponents	57	135	58	83	0	333

SCORING	TD	Ru	Pa	Rt	PAT	FG	SAF	TP
K.Brown	0	0	0	0	43/44	21/32	0	106
A.Johnson	9	0	9	0	0/0	0/0	1	56
J.Jones- b	7	0	6	1	0/0	0/0	0	42
S.Slaton	7	3	4	0	0/0	0/0	0	42
R.Moats	5	4	1	0	0/0	0/0	0	30
O.Daniels	5	0	5	0	0/0	0/0	0	30
C.Brown	3	3	0	0	0/0	0/0	0	18
A.Foster	3	3	0	0	0/0	0/0	0	18
K.Walter	2	0	2	0	0/0	0/0	0	12
B.Pollard - c	2	0	0	2	0/0	0/0	0	12
J.Dreessen	1	0	1	0	0/0	0/0	0	6
V.Leach	1	0	1	0	0/0	0/0	0	6
D.Barber - a	1	0	0	1	0/0	0/0	0	6
Z.Diles	0	0	0	0	0/0	0/0	0	2
B.Cushing	0	0	0	0	0/0	0/0	0	2
<b>TEXANS</b>	<b>46</b>	<b>13</b>	<b>29</b>	<b>4</b>	<b>43/44</b>	<b>21/32</b>	<b>1</b>	<b>388</b>
<b>Opponents</b>	<b>39</b>	<b>17</b>	<b>19</b>	<b>3</b>	<b>39/39</b>	<b>20/23</b>	<b>0</b>	<b>333</b>

2-Pt. Conversions: TEXANS 1/ 2, Opponents: 0/ 0  
a-48-yard fumble returned for touchdown (NYJ); b-95-yard punt return for touch-  
down (OAK); c-70-yard interception return for touchdown (SEA) fumble recovery in  
end zone (NE).

RUSHING	No.	Yds	Avg	Long	TD
S.Slaton	131	437	3.3	32t	3
R.Moats	101	390	3.9	17	4
C.Brown	79	267	3.4	13	3
A.Foster	54	257	4.8	24	3
M.Schaub	48	57	1.2	19	0
K.Walter	4	26	6.5	13	0
J.Jones	3	22	7.3	17	0
A.Johnson	2	10	5.0	7	0
R.Grossman	3	9	3.0	8	0
<b>TEXANS</b>	<b>425</b>	<b>1,475</b>	<b>3.5</b>	<b>32t</b>	<b>13</b>
<b>Opponents</b>	<b>396</b>	<b>1,711</b>	<b>4.3</b>	<b>91t</b>	<b>17</b>

RECEIVING	No.	Yds	Avg	Long	TD
A.Johnson	101	1,569	15.5	72t	9
K.Walter	53	611	11.5	41	2
S.Slaton	44	417	9.5	38t	4
O.Daniels	40	519	13.0	44	5
D.Anderson	38	370	9.7	27	0
J.Jones	27	437	16.2	45	6
J.Dreessen	26	320	12.3	25t	1
V.Leach	20	155	7.8	26	1
C.Brown	16	74	4.6	12	0
R.Moats	13	106	8.2	20	1
A.Foster	8	93	11.6	20	0
J.Casey	6	64	10.7	32	0
A.Davis	6	59	9.8	21	0
A.Hill	1	9	9.0	9	0
<b>TEXANS</b>	<b>399</b>	<b>4,803</b>	<b>12.0</b>	<b>72t</b>	<b>29</b>
<b>Opponents</b>	<b>344</b>	<b>3,674</b>	<b>10.7</b>	<b>69t</b>	<b>19</b>

INTERCEPTIONS	No.	Yds	Avg	Long	TD
B.Pollard	4	121	30.3	70t	1
B.Cushing	4	26	6.5	20	0
E.Wilson	2	29	14.5	16	0
J.Reeves	1	19	19.0	19	0
J.Busing	1	14	14.0	14	0
D.Barber	1	3	3.0	3	0
B.McCain	1	0	0.0	0	0
<b>TEXANS</b>	<b>14</b>	<b>212</b>	<b>15.1</b>	<b>70t</b>	<b>1</b>
<b>Opponents</b>	<b>17</b>	<b>294</b>	<b>17.3</b>	<b>91t</b>	<b>3</b>

PUNTING	No.	Yds	Avg	Net	TB	In	Lg	B
M.Turk	67	2,866	42.8	39.4	6	24	62	0
<b>TEXANS</b>	<b>67</b>	<b>2,866</b>	<b>42.8</b>	<b>39.4</b>	<b>6</b>	<b>24</b>	<b>62</b>	<b>0</b>
<b>Opponents</b>	<b>76</b>	<b>3,557</b>	<b>46.8</b>	<b>40.4</b>	<b>2</b>	<b>27</b>	<b>67</b>	<b>0</b>

PUNT RETURNS	Ret	FC	Yds	Avg	Long	TD
J.Jones	39	14	426	10.9	62	0
G.Martinez	6	1	23	3.8	11	0
<b>TEXANS</b>	<b>45</b>	<b>15</b>	<b>449</b>	<b>10.0</b>	<b>62</b>	<b>0</b>
<b>Opponents</b>	<b>24</b>	<b>24</b>	<b>104</b>	<b>4.3</b>	<b>18</b>	<b>0</b>

KICKOFF RETURNS	No	Yds	Avg	Long	TD
A.Davis	33	782	23.7	63	0
J.Jones	24	638	26.6	95t	1
V.Leach	2	23	11.5	15	0
G.Martinez	1	6	6.0	6	0
J.Busing	1	0	0.0	0	0
D.Robinson	1	0	0.0	0	0
J.Casey	1	0	0.0	0	0
K.Walter	1	0	0.0	0	0
<b>TEXANS</b>	<b>64</b>	<b>1,449</b>	<b>22.6</b>	<b>95t</b>	<b>1</b>
<b>Opponents</b>	<b>71</b>	<b>1,597</b>	<b>22.5</b>	<b>71</b>	<b>0</b>

FIELD GOALS	1-19	20-29	30-39	40-49	50+
K.Brown	0/0	11/13	6/9	2/6	2/4
<b>TEXANS</b>	<b>0/0</b>	<b>11/13</b>	<b>6/9</b>	<b>2/6</b>	<b>2/4</b>
<b>Opponents</b>	<b>0/0</b>	<b>5/5</b>	<b>4/5</b>	<b>4/5</b>	<b>7/8</b>

PASSING	Att	Comp	Yds	Cmp%	Yds/Att	TD	TD%	Int	Int%	Long	Sack/Lost	Rating
M.Schaub	583	396	4,770	67.9	8.2	29	5.0	15	2.6	72t	25/149	98.6
R.Grossman	9	3	33	33.3	3.7	0	0.0	1	11.1	21	0/0	5.6
C.Brown	1	0	0	0.0	0.0	0	0.0	1	100.0	0	0/0	0.0
<b>TEXANS</b>	<b>593</b>	<b>399</b>	<b>4,803</b>	<b>67.3</b>	<b>8.1</b>	<b>29</b>	<b>4.9</b>	<b>17</b>	<b>2.9</b>	<b>72t</b>	<b>25/149</b>	<b>96.3</b>
<b>Opponents</b>	<b>548</b>	<b>344</b>	<b>3,674</b>	<b>62.8</b>	<b>6.7</b>	<b>19</b>	<b>3.5</b>	<b>14</b>	<b>2.6</b>	<b>69t</b>	<b>30/187</b>	<b>83.2</b>

# 2009 FINAL STATISTICS (9-7)



## DEFENSIVE STATISTICS

TACKLES	Solo	Asst	Total	Sk Yds	Tackles For Loss	QB Hits	INT-Yards	Pass Def.	Forced Fumbles	Fumble Recoveries
B.Cushing	86	47	133	4.0-31	13	13	4-26	10	2	0
D.Ryans	93	30	123	1.0-7	14	5	0-0	2	1	1
B.Pollard	82	20	102	1.5-10	4	2	4-121	7	1	3
G.Quin	54	10	64	0.0-0	3	0	0-0	11	0	0
Z.Diles	45	16	61	0.0-0	7	1	0-0	1	2	1
Du.Robinson	42	7	49	0.0-0	6	0	0-0	5	0	0
M.Williams	38	5	43	9.0-52	13	20	0-0	3	2	1
A.Okoye	26	12	38	1.5-8	6	6	0-0	3	0	0
A.Smith	26	8	34	4.5-26	6	18	0-0	1	2	2
E.Wilson	23	6	29	0.0-0	0	0	2-29	3	1	0
J.Zgonina	23	5	28	2.5-11	3	3	0-0	0	0	1
J.Reeves	23	5	28	0.0-0	0	0	1-19	7	0	0
D.Barber	21	4	25	0.0-0	0	1	1-3	4	0	1
S.Cody	12	9	21	0.5-1	1	2	0-0	1	0	0
J.Busing	19	1	20	0.0-0	0	1	1-140	3	0	0
De.Robinson	16	4	20	0.0-0	0	0	0-0	4	1	0
T.Bulman	12	6	18	0.0-0	1	3	0-0	1	0	0
C.Barwin	11	5	16	4.5-43	4	7	0-0	3	0	1
F.Bennett	12	3	15	0.0-0	0	0	0-0	1	0	0
B.McCain	11	0	11	0.0-0	0	0	1-0	3	0	0
A.Johnson	4	0	4	0.0-0	0	0	0-0	0	0	1
D.Anderson	3	0	3	0.0-0	0	0	0-0	0	0	0
N.Ferguson	2	1	3	0.0-0	0	0	0-0	1	0	0
X.Adibi	2	1	3	0.0-0	0	1	0-0	0	0	0
B.Russell	1	2	3	0.0-0	0	0	0-0	0	0	0
T.Jamison	2	0	2	0.0-0	0	0	0-0	0	0	0
J.Jones	2	0	2	0.0-0	0	0	0-0	0	0	1
K.Bentley	1	0	1	0.0-0	0	0	0-0	0	0	0
J.Casey	1	0	1	0.0-0	1	0	0-0	0	0	0
J.Dreessen	1	0	1	0.0-0	0	0	0-0	0	0	0
C.Pitts	1	0	1	0.0-0	0	0	0-0	0	0	0
K.Studdard	1	0	1	0.0-0	0	0	0-0	0	0	0
C.Myers	1	0	1	0.0-0	0	0	0-0	0	0	0
E.Winston	1	0	1	0.0-0	0	0	0-0	0	0	0
C.White	1	0	1	0.0-0	0	0	0-0	0	0	0
O.Daniels	1	0	1	0.0-0	0	0	0-0	0	0	0
K.Walter	1	0	1	0.0-0	0	0	0-0	0	0	0
M.Schaub	1	0	1	0.0-0	0	0	0-0	0	0	1
R.Grossman	0	0	0	0.0-0	0	0	0-0	0	0	1
V.Leach	0	0	0	0.0-0	0	0	0-0	0	0	1
<b>TEXANS</b>	<b>702</b>	<b>207</b>	<b>909</b>	<b>30.0-91</b>	<b>82</b>	<b>83</b>	<b>14-212</b>	<b>74</b>	<b>12</b>	<b>16</b>

## SPECIAL TEAMS STATISTICS

SPECIAL TEAMS	Solo	Asst	Total	PAT	Blocks Punt	FG	Forced Fumbles	Fumble Recoveries
K.Bentley	9	11	20	0	0	0	0	0
A.Davis	11	1	12	0	0	0	0	2
J.Busing	7	5	12	0	0	0	0	0
G.Martinez	6	3	9	0	0	0	0	0
D.Barber	7	1	8	0	0	0	0	1
X.Adibi	7	1	8	0	0	0	1	0
R.Moats	6	0	6	0	0	0	0	0
N.Ferguson	6	1	7	0	0	0	0	0
J.Dreessen	4	2	6	0	0	0	0	0
C.Thompson	3	2	5	0	0	0	0	0
J.Casey	4	1	5	0	0	0	0	0
G.Quin	2	2	4	0	0	0	0	0
F.Bennett	3	0	3	0	0	0	0	1
C.Barwin	2	1	3	0	0	0	0	0
B.McCain	3	1	4	0	0	0	0	0
J.Reeves	2	1	3	0	0	0	0	0
A.Molden	1	1	2	0	0	0	0	0
A.Foster	1	1	2	0	0	0	0	0
D.Brown	1	0	1	0	0	0	0	0
B.Russell	1	0	1	0	0	0	0	0
K.Brown	1	0	1	0	0	0	0	0
Z.Diles	0	1	1	0	0	0	0	0
<b>TEXANS</b>	<b>87</b>	<b>36</b>	<b>123</b>	<b>0</b>	<b>0</b>	<b>0</b>	<b>1</b>	<b>4</b>
<b>Opponents</b>	<b>71</b>	<b>23</b>	<b>94</b>	<b>0</b>	<b>0</b>	<b>3</b>	<b>0</b>	<b>3</b>

# 2010 FINAL STATISTICS (6-10)



Date	W/L	Score	Opponent	Attendance
9/12	W	34-24	Indianapolis	70,974*
9/19	W	30-27 OT	at Washington	88,240*
9/26	L	13-27	Dallas	71,456*
10/3	W	31-24	at Oakland	32,218
10/10	L	10-34	N.Y. Giants	71,110*
10/17	W	35-31	Kansas City	70,926*
11/1	L	17-30	at Indianapolis	66,363*
11/7	L	23-29	San Diego	70,886*
11/14	L	24-31	at Jacksonville	62,340
11/21	L	27-30	at N.Y. Jets	78,843*
11/28	W	20-0	Tennessee	70,855*
12/2	L	24-34	at Philadelphia	69,144*
12/13	L	28-34 OT	Baltimore	71,413*
12/19	L	17-31	at Tennessee	69,143*
12/26	L	23-24	at Denver	73,691*
1/2/11	W	34-17	Jacksonville	71,023*

\*Sellouts

## TEAM STATISTICS

	Texans	Opponents
<b>TOTAL FIRST DOWNS</b>	360	352
Rushing	118	113
Passing	222	211
Penalty	20	28
3rd Down: Made/Att	79/192	77/195
3rd Down Pct.	41.1%	39.5%
4th Down: Made/Att	9/19	11/13
4th Down Pct.	47.4%	84.6%
<b>POSSESSION AVG.</b>	29:06	30:54
<b>TOTAL NET YARDS</b>	6,186	6,031
Avg. Per Game	386.6	376.9
Total Plays	1,029	1,010
Avg. Per Play	6.0	6.0
<b>NET YARDS RUSHING</b>	2,042	1,751
Avg. Per Game	127.6	109.4
Total Rushes	423	433
<b>NET YARDS PASSING</b>	4,144	4,280
Avg. Per Game	259.0	267.5
Sacked/Yards Lost	32/226	30/219
Gross Yards	4,370	4,499
Attempts/Completions	574/365	547/354
Completion Pct.	63.6%	64.7%
Had Intercepted	12	13
<b>PUNTS/AVERAGE</b>	63/42.1	67/43.7
<b>NET PUNTING AVG.</b>	38.1	38.1
<b>PENALTIES/YARDS</b>	90/690	105/851
<b>FUMBLES/BALL LOST</b>	15/6	16/5
<b>TOUCHDOWNS</b>	44	52
Rushing	20	16
Passing	24	33
Returns	0	3

## SCORE BY PERIODS

	1	2	3	4	OT	Total
TEXANS	53	98	108	128	3	390
Opponents	96	139	75	111	6	427

## SCORING

	TD	Ru	Pa	Rt	PAT	FG	SAF	TP
N.Rackers	0	0	0	0	43/43	27/30	0	124
A.Foster	18	16	2	0	0/0	0/0	0	108
A.Johnson	8	0	8	0	0/0	0/0	0	48
K.Walter	5	0	5	0	0/0	0/0	0	30
D.Ward	4	4	0	0	0/0	0/0	0	24
J.Dreessen	4	0	4	0	0/0	0/0	0	24
J.Jones	3	0	3	0	0/0	0/0	0	20
O.Daniels	2	0	2	0	0/0	0/0	0	12
<b>TEXANS</b>	<b>44</b>	<b>20</b>	<b>24</b>	<b>0</b>	<b>43/43</b>	<b>27/30</b>	<b>0</b>	<b>390</b>
<b>Opponents</b>	<b>52</b>	<b>16</b>	<b>33</b>	<b>3</b>	<b>50/50</b>	<b>21/27</b>	<b>0</b>	<b>427</b>

2-Pt. Conversions: TEXANS 1/1, Opponents: 1/1

Sacks: M.Williams 8.5, M.Anderson 4.0, A.Smith 4.0, A.Okoye 3.0, B.Pollard 2.5, B.Cushing 1.5, T.Jamison 1.0, D.Lewis 1.0, E.Mitchell 1.0, T.Nolan 1.0, D.Ryans 1.0, D.Sharpton 1.0, J.Nading 0.5. **TEXANS: 30.0, Opponents: 32.0**

Fumbles/Lost: M.Schaub 9/3, A.Foster 3/2, J.Dreessen 1/1, A. Johnson 1/0, J.Jones 1/0. **TEXANS: 15/6, Opponents: 16/5**

Fumble Recoveries: G.Quin 2, K.Bentley 1, T.Nolan 1, A.Okoye 1. **Total: 5**

RUSHING	No.	Yds	Avg	Long	TD
A.Foster	327	1,616	4.9	74t	16
D.Ward	50	315	6.3	38t	4
S.Slaton	19	93	4.9	23	0
M.Schaub	22	28	1.3	8	0
A.Johnson	2	10	5.0	7	0
J.Jones	2	7	3.5	10	0
M.Turk	1	-27	-27.0	-27	0
<b>TEXANS</b>	<b>423</b>	<b>2,042</b>	<b>4.8</b>	<b>74t</b>	<b>20</b>
<b>Opponents</b>	<b>433</b>	<b>1,751</b>	<b>4.0</b>	<b>42</b>	<b>16</b>

RECEIVING	No.	Yds	Avg	Long	TD
A.Johnson	86	1,216	14.1	60	8
A.Foster	66	604	9.2	50	2
K.Walter	51	621	12.2	35	5
J.Jones	51	562	11.0	47	3
O.Daniels	38	471	12.4	31	2
J.Dreessen	36	518	14.4	43t	4
D.Anderson	11	117	10.6	35	0
J.Casey	8	98	12.3	33	0
V.Leach	8	91	11.4	21	0
D.Ward	7	61	8.7	12	0
S.Slaton	3	11	3.7	12	0
D.Dickerson	0	0	0	0	0
<b>TEXANS</b>	<b>365</b>	<b>4,370</b>	<b>12.0</b>	<b>60</b>	<b>24</b>
<b>Opponents</b>	<b>354</b>	<b>4,499</b>	<b>12.7</b>	<b>73t</b>	<b>33</b>

INTERCEPTIONS	No.	Yds	Avg	Long	TD
T.Nolan	3	35	11.7	20	0
G.Quin	3	12	4.0	10	0
J.Allen	3	1	0.3	1	0
K.Jackson	2	23	11.5	23	0
K.Bentley	1	18	18.0	18	0
S.McManis	1	1	1.0	1	0
<b>TEXANS</b>	<b>13</b>	<b>90</b>	<b>6.9</b>	<b>23</b>	<b>0</b>
<b>Opponents</b>	<b>12</b>	<b>107</b>	<b>8.9</b>	<b>25t</b>	<b>2</b>

PUNTING	No.	Yds	Avg	Net	TB	In	Lg	B
M.Turk	63	2,650	42.1	36.8	5	19	60	0
<b>TEXANS</b>	<b>63</b>	<b>2,650</b>	<b>42.1</b>	<b>36.8</b>	<b>5</b>	<b>19</b>	<b>60</b>	<b>0</b>
<b>Opponents</b>	<b>67</b>	<b>2,930</b>	<b>43.7</b>	<b>38.1</b>	<b>7</b>	<b>31</b>	<b>59</b>	<b>0</b>

PUNT RETURNS	Ret	FC	Yds	Avg	Long	TD
J.Jones	29	15	204	7.0	39	0
D.Anderson	4	1	26	6.5	17	0
B.Pollard	1	0	5	5.0	5	0
A.Molden	1	0	0	0.0	0	0
<b>TEXANS</b>	<b>35</b>	<b>16</b>	<b>235</b>	<b>6.7</b>	<b>39</b>	<b>0</b>
<b>Opponents</b>	<b>29</b>	<b>14</b>	<b>233</b>	<b>8.0</b>	<b>30</b>	<b>0</b>

KICKOFF RETURNS	No	Yds	Avg	Long	TD
S.Slaton	39	767	19.7	50	0
J.Jones	23	494	21.5	35	0
V.Leach	3	40	13.3	26	0
S.McManis	1	25	25.0	25	0
E.Mitchell	1	0	0.0	0	0
<b>TEXANS</b>	<b>67</b>	<b>1,326</b>	<b>19.8</b>	<b>50</b>	<b>0</b>
<b>Opponents</b>	<b>72</b>	<b>1,741</b>	<b>24.2</b>	<b>103t</b>	<b>1</b>

FIELD GOALS	1-19	20-29	30-39	40-49	50+
N.Rackers	0/0	8/8	11/11	5/7	3/4
<b>TEXANS</b>	<b>0/0</b>	<b>8/8</b>	<b>11/11</b>	<b>5/7</b>	<b>3/4</b>
<b>Opponents</b>	<b>0/0</b>	<b>6/7</b>	<b>9/10</b>	<b>6/8</b>	<b>0/2</b>

# 2010 FINAL STATISTICS (6-10)



## DEFENSIVE STATISTICS

TACKLES	Solo	Asst	Total	Sk Yds	Tackles For Loss	QB Press	INT-Yards	Pass Def.	Forced Fumbles	Fumble Recoveries
B.Pollard	82	30	112	2.5-14	4	4	0-0	5	4	0
G.Quin	71	14	85	0.0-0	3	1	3-12	14	1	2
Z.Diles	58	23	81	0.0-0	4	2	0-0	0	0	0
B.Cushing	53	23	76	1.5-12	8	12	0-0	4	1	0
K.Jackson	57	13	70	0.0-0	1	0	2-23	10	0	0
E.Wilson	41	15	56	0.0-0	0	0	0-0	3	0	0
D.Ryans	32	22	54	1.0-10	2	2	0-0	2	0	0
K.Bentley	32	19	51	0.0-0	3	2	1-18	1	0	1
A.Okoye	27	17	44	3.0-27	7	11	0-0	0	0	1
S.Cody	21	17	38	0.0-0	3	2	0-0	0	0	0
A.Smith	23	15	38	4.0-28	6	17	0-0	2	1	0
T.Nolan	27	9	36	1.0-8	1	2	3-35	5	0	1
M.Williams	22	6	28	8.5-54.5	10	19	0-0	2	1	0
E.Mitchell	18	10	28	1.0-8	3	1	0-0	0	0	0
J.Allen	22	1	23	0.0-0	0	0	3-1	4	0	0
B.McCain	17	5	22	0.0-0	0	0	0-0	2	0	0
M.Anderson	16	5	21	4.0-36	6	8	0-0	2	0	0
D.Sharpton	13	8	21	1.0-9	3	1	0-0	0	0	0
X.Adibi	13	5	18	0.0-0	2	0	0-0	0	1	0
D.Lewis	13	4	17	1.0-6	1	1	0-0	1	0	0
T.Jamison	12	3	15	1.0-3	2	1	0-0	0	0	0
J.Nading	4	5	9	0.5-3.5	0	1	0-0	1	0	0
D.Nixon	6	0	6	0.0-0	0	0	0-0	0	0	0
A.Ogunleye	1	1	2	0.0-0	0	1	0-0	0	0	0
S.McManis	1	1	2	0.0-0	0	0	1-1	1	0	0
M.Schaub	1	0	1	0.0-0	0	0	0-0	0	0	1
D.Barber	1	0	1	0.0-0	0	0	0-0	0	0	0
A.Foster	0	0	0	0.0-0	0	0	0-0	0	1	1
D.Anderson	0	0	0	0.0-0	0	0	0-0	0	1	1
<b>TEXANS</b>	<b>684</b>	<b>271</b>	<b>955</b>	<b>30.0-219</b>	<b>69</b>	<b>88</b>	<b>13-90</b>	<b>59</b>	<b>11</b>	<b>8</b>
<b>Opponents</b>	<b>726</b>	<b>236</b>	<b>962</b>	<b>32.0-226</b>	<b>73</b>	<b>71</b>	<b>12-107</b>	<b>71</b>	<b>13</b>	<b>12</b>

MISCELLANEOUS TACKLES: S.Slaton 2, A.Johnson 2, J.Dreessen 2, C.Myers 2, K.Walter 2, TEAM 2, M.Schaub 1, W.Smith 1, D.Anderson 1, D.Brown 1, O.Daniels 1

MISCELLANEOUS FUMBLE RECOVERIES: E.Winston 2, R.Butler 1, A.Johnson 1, J.Jones 1, M.Schaub 1, W.Smith 1, D.Ward 1

## SPECIAL TEAMS STATISTICS

	Solo	Asst	Total	PAT	Blocks Punt	FG	Forced Fumble	Fumble Recoveries
J.Casey	10	7	17	0	0	0	0	0
D.Sharpton	10	3	13	0	0	0	0	0
T.Nolan	10	3	13	0	0	0	0	0
S.McManis	8	3	11	0	0	0	0	0
N.Rackers	4	4	8	0	0	0	0	0
V.Leach	6	2	8	0	0	0	0	0
J.Dreessen	7	0	7	0	0	0	0	0
A.Molden	5	1	6	0	0	0	0	0
D.Barber	4	1	5	0	0	0	0	0
J.Allen	2	2	4	0	0	0	0	0
D.Anderson	4	0	4	0	0	0	1	0
S.Keglar	3	1	4	0	0	0	0	0
K.Bentley	3	1	4	0	0	0	0	0
X.Adibi	3	1	4	0	0	0	1	0
D.Nixon	2	2	4	0	0	0	0	0
B.McCain	3	0	3	0	0	0	0	0
J.Weeks	1	2	3	0	0	0	0	0
K.Paymah	2	0	2	0	0	0	0	0
G.Graham	2	0	2	0	0	0	0	0
J.Nading	1	0	1	0	0	0	0	0
J.Wall	1	0	1	0	0	0	0	0
Z.Diles	1	0	1	0	0	0	0	0
M.Turk	0	1	1	0	0	0	0	0
B.Pollard	0	0	0	0	0	1	0	0
<b>TEXANS</b>	<b>93</b>	<b>34</b>	<b>127</b>	<b>0</b>	<b>0</b>	<b>1</b>	<b>2</b>	<b>0</b>
<b>Opponents</b>	<b>94</b>	<b>39</b>	<b>133</b>	<b>0</b>	<b>0</b>	<b>0</b>	<b>0</b>	<b>3</b>

# 2011 FINAL STATISTICS (10-6)



Date	W/L	Score	Opponent	Attendance
9/11	W	34-7	Indianapolis	71,444
9/18	W	23-13	at Miami	51,032
9/25	L	33-40	at New Orleans	73,002
10/2	W	17-10	Pittsburgh	71,585
10/9	L	20-25	Oakland	71,420
10/16	L	14-29	at Baltimore	71,154
10/23	W	41-7	at Tennessee	69,143
10/30	W	24-14	Jacksonville	71,412
11/6	W	30-12	Cleveland	71,511
11/13	W	37-9	at Tampa Bay	56,037
11/27	W	20-13	at Jacksonville	62,004
12/4	W	17-10	Atlanta	71,545
12/11	W	20-19	at Cincinnati	40,202
12/18	L	13-28	Carolina	71,540
12/22	L	16-19	at Indianapolis	64,159
1/1/12	L	22-23	Tennessee	71,512

TEAM STATISTICS	TEXANS	Opponents
TOTAL FIRST DOWNS	321	270
Rushing	131	73
Passing	176	166
Penalty	14	31
3rd Down: Made/Att	93/224	76/212
3rd Down Pct.	41.5%	35.8%
4th Down: Made/Att	3/11	6/13
4th Down Pct.	27.3%	46.2%
POSSESSION AVG.	32:41	27:20
TOTAL NET YARDS	5,954	4,571
Avg. Per Game	372.1	285.7
Total Plays	1,046	960
Avg. Per Play	5.7	4.8
NET YARDS RUSHING	2,448	1,536
Avg. Per Game	153.0	96.0
Total Rushes	546	378
NET YARDS PASSING	3,506	3,035
Avg. Per Game	219.1	189.7
Sacked/Yards Lost	33/190	44/287
Gross Yards	3,696	3,322
Attempts/Completions	467/288	538/279
Completion Pct.	61.7%	51.9%
Had Intercepted	9	17
PUNTS/AVERAGE	74/44.0	83/46.9
NET PUNTING AVG.	37.7	39.6
PENALTIES/YARDS	99/852	88/686
FUMBLES/BALL LOST	20/11	18/10
TOUCHDOWNS	41	27
Rushing	18	8
Passing	20	18
Returns	3	1

SCORE BY PERIODS	1	2	3	4	OT	Total
TEXANS	110	107	63	101	0	381
Opponents	39	78	56	105	0	278

SCORING	TD	Ru	Pa	Rt	PAT	FG	SAF	TP
N.Rackers	0	0	0	0	39/40	32/38	0	135
A.Foster	12	10	2	0	0/0	0/0	0	72
J.Dreessen	6	0	6	0	0/0	0/0	0	36
B.Tate	4	4	0	0	0/0	0/0	0	24
O.Daniels	3	0	3	0	0/0	0/0	0	18
J.Jones	3	0	2	1	0/0	0/0	0	18
K.Walter	3	0	3	0	0/0	0/0	0	18
A.Johnson	2	0	2	0	0/0	0/0	0	12
D.Ward	2	2	0	0	0/0	0/0	0	12
M.Schaub	2	2	0	0	0/0	0/0	0	12
W.Smith	1	0	0	1	0/0	0/0	0	6
B.Johnson	1	0	1	0	0/0	0/0	0	6
B.McCain	1	0	0	1	0/0	0/0	0	6
J.Casey	1	0	1	0	0/0	0/0	0	6
TEXANS	41	18	20	3	39/40	32/38	0	381
Opponents	27	8	18	1	22/22	30/36	2	278

2-Pt. Conversions: TEXANS 0/1, Opponents: 2/5

SACKS: C.Barwin 11.5, A.Smith 6.5, B.Reed 6.0, J.Watt 5.5, M.Williams 5.0, B.Cushing 4.0, T.Jamison 2.0, S.Cody 1.0, E. Mitchell 1.0, J. Nading 0.5, B. Braman 0.5, T.Nolan 0.5

TEXANS: 44.0, Opponents: 33.0

FUMBLES/LOST: B.Tate 4/3, A. Foster 4/3, D. Manning 1/0, M. Schaub 3/1, T. Yates 5/3, J. Delhomme 1/1, S. McManis 1/0

TEXANS: 19/11, Opponents: 17/9

FUMBLE RECOVERIES: J.Watt 2, B. Reed 2, B. Braman 1, S.Cody 1, T. Jamison 1, J. Nading 1, G. Quin 1. Total: 9

RUSHING	No.	Yds	Avg	Long	TD
A.Foster	278	1,224	4.4	43	10
B.Tate	175	942	5.4	56	4
D.Ward	45	154	3.4	15	2
T.Yates	14	57	4.1	17	0
S.Slaton	7	20	2.9	13	0
J.Jones	4	17	4.3	15	0
J.Casey	1	11	11.0	11	0
M.Schaub	15	9	0.6	3	2
A.Johnson	1	8	8.0	8	0
C.Ogbonnaya	3	6	2.0	4	0
B.Johnson	1	1	1.0	1	0
L.Vickers	1	0	0.0	0	0
J.Delhomme	0	0	0	0	0
M.Leinart	1	-1	-1.0	-1	0
TEXANS	546	2,448	4.5	56	18
Opponents	378	1,536	4.1	42	8

RECEIVING	No.	Yds	Avg	Long	TD
O.Daniels	54	677	12.5	34	3
A.Foster	53	617	11.6	78t	2
K.Walter	39	474	12.2	41	3
A.Johnson	33	492	14.9	50	2
J.Jones	31	512	16.5	80t	2
J.Dreessen	28	353	12.6	56t	6
J.Casey	18	260	14.4	62	1
B.Tate	13	98	7.5	14	0
B.Johnson	6	90	15.0	40	1
D.Mason	6	55	9.2	16	0
L.Vickers	4	29	7.3	17	0
G.Graham	1	24	24.0	24	0
D.Anderson	1	9	9.0	9	0
S.Slaton	1	6	6.0	6	0
J.Maehl	0	0	0	0	0
D.Ward	0	0	0	0	0
TEXANS	288	3,696	12.8	80t	20
Opponents	279	3,322	11.9	56	18

INTERCEPTIONS	No.	Yds	Avg	Long	TD
J.Joseph	4	40	10.0	29	0
J.Allen	4	34	8.5	34	0
B.McCain	2	48	24.0	38t	1
Q.Demps	2	47	23.5	42	0
D.Manning	2	22	11.0	22	0
B.Cushing	2	5	2.5	5	0
K.Jackson	1	0	0.0	0	0
TEXANS	17	196	11.5	42	1
Opponents	9	132	14.7	27	0

PUNTING	No.	Yds	Avg	Net	TB	In	Lg	B
B.Hartmann	58	2,573	44.4	37.8	7	15	69	0
M.Turk	16	683	42.7	37.4	1	4	55	0
TEXANS	74	3,256	44.0	37.7	8	19	69	0
Opponents	83	3,896	46.9	39.6	4	25	70	0

PUNT RETURNS	Ret	FC	Yds	Avg	Long	TD
J.Jones	49	7	518	10.6	79t	1
S.Keo	1	1	11	11.0	11	0
T.Holliday	1	3	0	0.0	0	0
TEXANS	51	11	529	10.4	79t	1
Opponents	32	20	307	9.6	33	0

KICKOFF RETURNS	No	Yds	Avg	Long	TD
D.Manning	13	356	27.4	46	0
S.McManis	10	205	20.5	45	0
Q.Demps	5	169	33.8	50	0
J.Casey	1	0	0.0	0	0
TEXANS	29	730	25.2	50	0
Opponents	46	1,030	22.4	63	0

FIELD GOALS	1-19	20-29	30-39	40-49	50+
N.Rackers	0/0	13/13	9/10	4/8	3/4
TEXANS	0/0	13/13	9/10	4/8	3/4
Opponents	1/1	6/7	6/9	8/9	6/7

PASSING	Att	Comp	Yds	Cmp%	Yds/Att	TD	TD%	Int	Int%	Long	Sack/Lost	Rating
M.Schaub	292	178	2,479	61.0	8.5	15	5.1	6	2.1	80t	16/98	96.8
T.Yates	134	82	949	61.2	7.1	3	2.2	3	2.2	50	15/74	80.7
J.Delhomme	28	18	211	64.3	7.5	1	3.6	0	0.0	40	2/18	98.9
M.Leinart	13	10	57	76.9	4.4	1	7.7	0	0.0	20t	0/0	110.1
TEXANS	467	288	3,696	61.7	7.9	20	4.3	9	1.9	80t	33/190	92.7
Opponents	538	279	3,322	51.9	6.2	18	3.3	17	3.2	56	44/287	69.0

# 2011 FINAL STATISTICS (10-6)



## DEFENSIVE STATISTICS

TACKLES	Solo	Asst	Total	Sk Yds	Tackles For Loss	QB Press	INT- Yards	Pass Def.	Forced Fumbles	Fumble Recoveries
B.Cushing	76	38	114	4.0-21.0	8	12	2-5	5	2	0
G.Quin	59	18	77	0.0-0.0	2	0	0-0	9	0	1
D.Ryans	44	20	64	0.0-0.0	6	2	0-0	4	1	0
D. Manning	44	15	59	0.0-0.0	0	2	2-22	4	0	0
J.Watt	49	7	56	5.5-47.5	13	14	0-0	4	0	2
C.Barwin	34	13	47	11.5-78.5	12	27	0-0	7	1	0
J.Joseph	40	4	44	0.0-0.0	2	0	4-40	15	1	0
B.Reed	30	14	44	6.0-36.0	7	11	0-0	3	0	2
K.Jackson	35	5	40	0.0-0.0	2	0	1-0	7	1	0
J.Allen	33	4	37	0.0-0.0	2	0	4-34	11	0	0
T.Nolan	25	7	32	0.5-0.5	1	1	0-0	4	0	0
E.Mitchell	14	13	27	1.0-0.0	0	1	0-0	1	0	0
A.Smith	19	6	25	6.5-44.5	10	16	0-0	3	1	0
B.McCain	24	1	25	0.0-0.0	0	1	2-48	12	0	0
S.Cody	16	7	23	1.0-7.0	2	3	0-0	2	0	1
Q.Demps	18	4	22	0.0-0.0	0	1	2-47	4	0	0
T.Jamison	14	5	19	2.0-16.0	2	3	0-0	2	1	1
T.Bulman	6	6	12	0.0-0.0	0	0	0-0	0	0	0
M.Williams	10	1	11	5.0-29.0	5	6	0-0	1	1	0
D.Sharpton	9	0	9	0.0-0.0	0	0	0-0	0	0	0
T.Dobbins	2	2	4	0.0-0.0	1	0	0-0	1	1	0
M.Alexander	3	0	3	0.0-0.0	0	0	0-0	0	0	0
J.Nading	2	1	3	0.5-3.5	1	0	0-0	0	0	0
B.Harris	1	0	1	0.0-0.0	0	1	0-0	0	0	0
B.Braman	0	1	1	0.5-3.5	1	1	0-0	0	0	1
<b>TEXANS</b>	<b>607</b>	<b>192</b>	<b>799</b>	<b>44.0-287</b>	<b>77</b>	<b>102</b>	<b>17-196</b>	<b>99</b>	<b>10</b>	<b>8</b>
<b>Opponents</b>	<b>749</b>	<b>220</b>	<b>969</b>	<b>33.0-190</b>	<b>75</b>	<b>52</b>	<b>9-132</b>	<b>62</b>	<b>15</b>	<b>12</b>

**MISCELLANEOUS TACKLES:** J.Jones 2, K.Walter 2, A.Foster 2, E.Winston 2, M.Brisiel 2 (1 assist), W.Smith 2, A.Caldwell 1, A.Foster 1, A.Johnson 1, C.Myers 1, T.Yates 1; O.Daniels 1 (assist)

**MISCELLANEOUS FUMBLE RECOVERIES:** W.Smith 2, A.Foster 2, M.Schaub 1, K.Walter 1, E.Winston 1, T.Yates 1

**MISCELLANEOUS FORCED FUMBLES:** M.Brisiel, 1

## SPECIAL TEAMS STATISTICS

	Solo	Asst	Total	PAT	Blocks Punt	FG	Forced Fumble	Fumble Recoveries
T.Dobbins	9	0	9	0	0	0	0	0
J.Allen	8	0	8	0	0	0	0	0
J.Nading	7	1	8	0	0	0	1	0
B.Braman	5	2	7	0	0	0	0	0
S.McManis	4	1	5	0	0	0	1	0
J.Dreessen	4	0	4	0	0	0	0	0
B.Hartmann	4	0	4	0	0	0	0	0
S.Keo	4	0	4	0	0	0	0	0
M.Alexander	4	0	4	0	0	0	0	0
T.Nolan	3	0	3	0	0	0	0	0
J.Casey	3	0	3	0	0	0	0	0
D.Barber	3	0	3	0	0	0	0	0
B.Johnson	3	0	3	0	0	0	0	0
D.Sharpton	3	0	3	0	0	0	0	0
B.McCain	3	0	3	0	0	0	0	0
N.Rackers	2	1	3	0	0	0	0	0
B.Harris	1	1	2	0	0	0	0	0
L.Vickers	2	0	2	0	0	0	0	0
K.Jackson	2	0	2	0	0	0	0	0
Q.Demps	0	1	1	0	0	0	0	0
D.Anderson	1	0	1	0	0	0	0	0
C.Ogbonnaya	1	0	1	0	0	0	0	0
B.Reed	1	0	1	0	0	0	0	0
M.Turk	0	1	1	0	0	0	0	0
E.Mitchell	0	0	0	0	0	0	0	2
D.Manning	0	0	0	0	0	1	0	0
J.Watt	0	0	0	0	0	1	0	0
<b>TEXANS</b>	<b>77</b>	<b>8</b>	<b>85</b>	<b>0</b>	<b>0</b>	<b>2</b>	<b>2</b>	<b>2</b>
<b>Opponents</b>	<b>68</b>	<b>20</b>	<b>88</b>	<b>1</b>	<b>0</b>	<b>0</b>	<b>2</b>	<b>4</b>



# 2011 POSTSEASON STATISTICS (1-1)



Date	W/L	Score	Opponent	Attendance
1/7/12	W	31-10	Cincinnati	71,725
1/15/12	L	13-20	at Baltimore	71,547

## TEAM STATISTICS

	Texans	Opponents
TOTAL FIRST DOWNS	35	32
Rushing	14	10
Passing	20	20
Penalty	1	2
3rd Down: Made/Att	11/27	10/29
3rd Down Pct.	40.7%	34.5%
4th Down: Made/Att	0/1	0/3
4th Down Pct.	0.0%	0.0%
POSSESSION AVG.	29:12	30:49
TOTAL NET YARDS	655	527
Avg. Per Game	327.5	263.5
Total Plays	120	128
Avg. Per Play	5.5	4.1
NET YARDS RUSHING	319	163
Avg. Per Game	159.5	81.5
Total Rushes	63	50
NET YARDS PASSING	336	364
Avg. Per Game	168.0	182.0
Sacked/Yards Lost	2/7	9/69
Gross Yards	343	433
Attempts/Completions	55/28	69/41
Completion Pct.	50.9%	59.4%
Had Intercepted	3	3
PUNTS/AVERAGE	10/45.1	12/49.1
NET PUNTING AVG.	41.1	44.4
PENALTIES/YARDS	8/107	3/25
FUMBLES/BALL LOST	3/1	4/0
TOUCHDOWNS	5	3
Rushing	3	1
Passing	1	2
Returns	1	0

## SCORE BY PERIODS

	1	2	3	4	OT	Total
TEXANS	10	20	7	7	0	44
Opponents	24	3	0	3	0	30

## SCORING

	TD	Ru	Pa	Rt	PAT	FG	SAF	TP
A.Foster	3	3	0	0	0/0	0/0	0	18
N.Rackers	0	0	0	0	5/5	3/4	0	14
A.Johnson	1	0	1	0	0/0	0/0	0	6
J.Watt	1	0	0	1	0/0	0/0	0	6
TEXANS	5	3	1	1	5/5	3/4	0	44
Opponents	3	1	2	0	3/3	3/4	0	30

2-Pt. Conversions: TEXANS 0/0, Opponents: 0/0

SACKS: J. Watt 3.5, B. Reed 3.5, E. Mitchell 1.0, A. Smith 1.0. TEXANS: 9.0, Opponents: 2.0

FUMBLES/LOST: J. Jones 2/1, A. Foster 1/0. TEXANS: 3/1, Opponents: 4/0

FUMBLE RECOVERIES: None. Total: 0

RUSHING	No.	Yds	Avg	Long	TD
A.Foster	51	285	5.6	42t	3
B.Tate	9	37	4.1	9	0
J.Casey	1	0	0.0	0	0
T.Yates	2	-3	-1.5	-1	0
TEXANS	63	319	5.1	42t	3
Opponents	50	163	3.3	19	1

RECEIVING	No.	Yds	Avg	Long	TD
A.Johnson	13	201	15.5	40t	1
A.Foster	8	51	6.4	16	0
O.Daniels	4	55	13.8	21	0
K.Walter	3	36	12.0	19	0
J.Dreessen	0	0	0	0	0
J.Casey	0	0	0	0	0
B.Tate	0	0	0	0	0
TEXANS	28	343	12.3	40t	1
Opponents	41	433	10.6	36	2

INTERCEPTIONS	No.	Yds	Avg	Long	TD
J.Watt	1	29	29.0	29t	1
D.Manning	1	0	0.0	0	0
J.Joseph	1	-1	-1.0	-1	0
TEXANS	3	28	9.3	29t	1
Opponents	3	1	0.3	1	0

PUNTING	No.	Yds	Avg	Net	TB	In	Lg	B
M.Turk	10	451	45.1	41.1	1	2	56	0
TEXANS	10	451	45.1	41.1	1	2	56	0
Opponents	12	589	49.1	44.4	2	2	64	0

PUNT RETURNS	Ret	FC	Yds	Avg	Long	TD
J.Jones	9	0	16	1.8	9	0
TEXANS	9	0	16	1.8	9	0
Opponents	3	5	20	6.7	8	0

KICKOFF RETURNS	No	Yds	Avg	Long	TD
D.Manning	4	133	33.3	60	0
TEXANS	4	133	33.3	60	0
Opponents	2	47	23.5	25	0

FIELD GOALS	1-19	20-29	30-39	40-49	50+
N.Rackers	0/0	0/0	2/2	1/1	0/1
TEXANS	0/0	0/0	2/2	1/1	0/1
Opponents	0/0	0/0	1/1	2/2	0/1

PASSING	Att	Comp	Yds	Cmp%	Yds/Att	TD	TD%	Int	Int%	Long	Sack/Lost	Rating
T.Yates	55	28	343	50.9	6.2	1	1.8	3	5.5	40t	2/7	53.8
TEXANS	55	28	343	50.9	6.2	1	1.8	3	5.5	40t	2/7	53.8
Opponents	69	41	433	59.4	6.3	2	2.9	3	4.3	36	9/69	69.3

# 2011 POSTSEASON STATISTICS (1-1)



## DEFENSIVE STATISTICS

TACKLES	Solo	Asst	Total	Sk Yds	Tackles For Loss	QB Press	INT- Yards	Pass Def.	Forced Fumbles	Fumble Recoveries
B.Cushing	10	9	19	0.0-0.0	1	0	0-0	1	0	0
D.Manning	13	3	16	0.0-0.0	0	0	1-0	2	0	0
J.Watt	11	3	14	3.5-29.0	4	4	1-29	1	0	0
B.Reed	9	4	13	3.5-23.0	2	3	0-0	0	1	0
D.Ryans	4	7	11	0.0-0.0	1	0	0-0	0	0	0
K.Jackson	7	1	8	0.0-0.0	0	0	0-0	1	0	0
J.Joseph	8	0	8	0.0-0.0	1	0	1--1	5	0	0
A.Smith	7	1	8	1.0-8.0	3	1	0-0	0	0	0
G.Quin	6	2	8	0.0-0.0	0	0	0-0	0	0	0
S.Cody	2	5	7	0.0-0.0	0	0	0-0	0	0	0
J.Allen	3	2	5	0.0-0.0	0	0	0-0	2	0	0
E.Mitchell	3	2	5	1.0-9.0	1	1	0-0	1	0	0
C.Barwin	5	0	5	0.0-0.0	0	2	0-0	0	0	0
Q.Demps	3	0	3	0.0-0.0	1	0	0-0	0	0	0
T.Jamison	1	1	2	0.0-0.0	0	0	0-0	1	0	0
T.Dobbins	2	0	2	0.0-0.0	0	0	0-0	0	0	0
B.McCain	0	0	0	0.0-0.0	0	0	0-0	2	0	0
J.Nading	0	0	0	0.0-0.0	0	0	0-0	0	1	0
<b>TEXANS</b>	<b>94</b>	<b>40</b>	<b>134</b>	<b>9.0-69</b>	<b>14</b>	<b>11</b>	<b>3-28</b>	<b>16</b>	<b>2</b>	<b>0</b>
<b>Opponents</b>	<b>88</b>	<b>18</b>	<b>106</b>	<b>2.0-7</b>	<b>4</b>	<b>5</b>	<b>3-1</b>	<b>14</b>	<b>2</b>	<b>0</b>

## SPECIAL TEAMS STATISTICS

	Solo	Asst	Total	PAT	Blocks Punt	FG	Forced Fumbles	Fumble Recoveries
J.Casey	3	0	3	0	0	0	0	0
T.Dobbins	1	0	1	0	0	0	0	0
J.Nading	1	0	1	0	0	0	1	0
J.Allen	1	0	1	0	0	0	0	0
J.Weeks	1	0	1	0	0	0	0	0
B.Braman	0	1	1	0	0	0	0	0
S.Keo	0	1	1	0	0	0	0	0
S.McManis	0	1	1	0	0	0	0	0
J.Jones	0	0	0	0	0	0	0	1
<b>TEXANS</b>	<b>7</b>	<b>3</b>	<b>10</b>	<b>0</b>	<b>0</b>	<b>0</b>	<b>1</b>	<b>1</b>
<b>Opponents</b>	<b>13</b>	<b>0</b>	<b>13</b>	<b>0</b>	<b>0</b>	<b>0</b>	<b>1</b>	<b>2</b>

# 2012 FINAL STATISTICS (12-4)



Date	W/L	Score	Opponent	Attendance
9/9	W	30-10	Miami	71,566
9/16	W	27-7	at Jacksonville	62,907
9/23	W	31-25	at Denver	76,566
9/30	W	38-14	Tennessee	71,581
10/8	W	23-17	at New York Jets	79,088
10/14	L	24-42	Green Bay	71,702
10/21	W	43-13	Baltimore	71,708
11/4	W	21-9	Buffalo	71,698
11/11	W	13-6	at Chicago	62,410
11/18	W43-37 (OT)		Jacksonville	71,676
11/22	W34-31 (OT)		at Detroit	64,827
12/2	W	24-10	at Tennessee	69,143
12/10	L	14-42	at New England	68,756
12/16	W	29-17	Indianapolis	71,702
12/23	L	6-23	Minnesota	71,688
12/30	L	16-28	at Indianapolis	66,957

TEAM STATISTICS	TEXANS	Opponents
TOTAL FIRST DOWNS	341	292
Rushing	114	94
Passing	205	167
Penalty	22	31
3rd Down: Made/Att	83/221	71/215
3rd Down Pct.	37.6%	33.0%
4th Down: Made/Att	4/7	5/16
4th Down Pct.	57.1%	31.3%
POSSESSION AVG.	32:53	27:07
TOTAL NET YARDS	5,953	5,172
Avg. Per Game	372.1	323.3
Total Plays	1,090	1,015
Avg. Per Play	5.5	5.1
NET YARDS RUSHING	2,123	1,560
Avg. Per Game	132.7	97.5
Total Rushes	508	390
NET YARDS PASSING	3,830	3,612
Avg. Per Game	239.4	225.8
Sacked/Yards Lost	28/216	44/269
Gross Yards	4,046	3,881
Attempts/Completions	554/354	581/308
Completion Pct.	63.9%	53.0%
Had Intercepted	13	15
PUNTS/AVERAGE	88/47.2	92/45.2
NET PUNTING AVG.	40.5	39.2
PENALTIES/YARDS	108/873	90/863
FUMBLES/BALL LOST	12/4	23/14
TOUCHDOWNS	46	38
Rushing	19	5
Passing	22	29
Returns	5	4

SCORE BY PERIODS	1	2	3	4	OT	Total
TEXANS	94	136	100	74	12	416
Opponents	77	83	85	83	3	331

SCORING	TD	Ru	Pa	Rt	PAT	FG	2PT	TP
S.Graham	0	0	0	0	45/45	31/38	0	138
A.Foster	17	15	2	0	0/0	0/0	0	102
O.Daniels	6	0	6	0	0/0	0/0	0	36
A.Johnson	4	0	4	0	0/0	0/0	0	24
J.Casey	3	0	3	0	0/0	0/0	0	18
G.Graham	3	0	3	0	0/0	0/0	0	18
B.Tate	2	2	0	0	0/0	0/0	0	12
K.Walter	2	0	2	0	0/0	0/0	0	12
J.Joseph	1	0	0	1	0/0	0/0	0	6
D.Manning	1	0	0	1	0/0	0/0	0	6
J.Forsett	1	1	0	0	0/0	0/0	0	6
T.Yates	1	1	0	0	0/0	0/0	0	6
B.Braman	1	0	0	1	0/0	0/0	0	6
L.Jean	1	0	1	0	0/0	0/0	0	6
K.Martin	1	0	1	0	0/0	0/0	0	6
D.Posey	1	0	0	1	0/0	0/0	0	6
K.Jackson	1	0	0	1	0/0	0/0	0	6
C.Barwin	0	0	0	0	0/0	0/0	0	2
<b>TEXANS</b>	<b>46</b>	<b>19</b>	<b>22</b>	<b>5</b>	<b>45/45</b>	<b>31/38</b>	<b>0</b>	<b>416</b>
<b>Opponents</b>	<b>38</b>	<b>5</b>	<b>29</b>	<b>4</b>	<b>38/38</b>	<b>21/24</b>	<b>0</b>	<b>331</b>

2-Pt. Conversions: TEXANS 0/0, Opponents: 0/0  
**SACKS:** J.Watt 20.5, A.Smith 7.0, W.Mercilus 6.0, C.Barwin 3.0, B.Reed 2.5, T.Jamison 1.0, B.Ruud 1.0, G.Quin 1.0, D.Manning 1.0, B.McCain 0.5, B.James 0.5 **TEXANS: 44.0, Opponents: 28.0**

RUSHING	No.	Yds	Avg	Long	TD
A.Foster	351	1,424	4.1	46	15
J.Forsett	63	374	5.9	81t	1
B.Tate	65	279	4.3	25	2
K.Martin	4	53	13.3	21	0
J.Casey	1	6	6.0	6	0
T.Yates	2	-1	-0.5	1t	1
D.Posey	1	-3	-3.0	-3	0
M.Schaub	21	-9	-0.4	8	0
<b>TEXANS</b>	<b>508</b>	<b>2,123</b>	<b>4.2</b>	<b>81t</b>	<b>19</b>
<b>Opponents</b>	<b>390</b>	<b>1,560</b>	<b>4.0</b>	<b>29</b>	<b>5</b>

RECEIVING	No.	Yds	Avg	Long	TD
A.Johnson	112	1,598	14.3	60t	4
O.Daniels	62	716	11.5	39t	6
K.Walter	41	518	12.6	52t	2
A.Foster	40	217	5.4	23	2
J.Casey	34	330	9.7	30	3
G.Graham	28	263	9.4	30	3
B.Tate	11	49	4.5	11	0
K.Martin	10	85	8.5	18	1
L.Jean	6	151	25.2	54t	1
D.Posey	6	87	14.5	36	0
J.Forsett	3	38	12.7	18	0
M.Schaub	1	-6	-6.0	-6	0
A.Gardner	0	0	0	0	0
<b>TEXANS</b>	<b>354</b>	<b>4,046</b>	<b>11.4</b>	<b>60t</b>	<b>22</b>
<b>Opponents</b>	<b>308</b>	<b>3,881</b>	<b>12.6</b>	<b>81t</b>	<b>29</b>

INTERCEPTIONS	No.	Yds	Avg	Long	TD
K.Jackson	4	71	17.8	63t	1
J.Joseph	2	88	44.0	52t	1
D.Manning	2	59	29.5	55t	1
G.Quin	2	22	11.0	22	0
B.McCain	1	86	86.0	86	0
T.Dobbins	1	7	7.0	7	0
B.Cushing	1	1	1.0	1	0
S.Keo	1	1	1.0	1	0
D.Sharpton	1	-2	-2.0	-2	0
<b>TEXANS</b>	<b>15</b>	<b>333</b>	<b>22.2</b>	<b>86</b>	<b>3</b>
<b>Opponents</b>	<b>13</b>	<b>136</b>	<b>10.5</b>	<b>26</b>	<b>0</b>

PUNTING	No.	Yds	Avg	Net	TB	In	Lg	B
D.Jones	88	4,150	47.2	40.5	5	28	66	0
<b>TEXANS</b>	<b>88</b>	<b>4,150</b>	<b>47.2</b>	<b>40.5</b>	<b>5</b>	<b>28</b>	<b>66</b>	<b>0</b>
<b>Opponents</b>	<b>90</b>	<b>4,156</b>	<b>45.2</b>	<b>40.0</b>	<b>3</b>	<b>35</b>	<b>70</b>	<b>2</b>

PUNT RETURNS	Ret	FC	Yds	Avg	Long	TD
K.Martin	22	10	267	12.1	71	0
T.Holliday	16	6	147	9.2	36	0
<b>TEXANS</b>	<b>38</b>	<b>16</b>	<b>414</b>	<b>10.9</b>	<b>71</b>	<b>0</b>
<b>Opponents</b>	<b>48</b>	<b>15</b>	<b>483</b>	<b>10.1</b>	<b>72t</b>	<b>1</b>

KICKOFF RETURNS	No.	Yds	Avg	Long	TD
K.Martin	31	741	23.9	54	0
T.Holliday	10	194	19.4	30	0
D.Manning	1	18	18.0	18	0
J.Casey	1	0	0.0	0	0
S.Keo	1	0	0.0	0	0
<b>TEXANS</b>	<b>44</b>	<b>953</b>	<b>21.7</b>	<b>54</b>	<b>0</b>
<b>Opponents</b>	<b>62</b>	<b>1,595</b>	<b>25.7</b>	<b>101t</b>	<b>2</b>

FIELD GOALS	1-19	20-29	30-39	40-49	50+
S.Graham	1/1	8/8	11/11	7/9	4/9
<b>TEXANS</b>	<b>1/1</b>	<b>8/8</b>	<b>11/11</b>	<b>7/9</b>	<b>4/9</b>
<b>Opponents</b>	<b>0/0</b>	<b>5/5</b>	<b>7/8</b>	<b>4/6</b>	<b>5/5</b>

**FUMBLES/LOST:** A. Foster, 3/2, T. Yates 2/1, B. Tate, 1/1, T. Holliday, 1/0, M. Schaub 4/0, K. Martin 1/0. **TEXANS: 12/4, Opponents: 22/14**  
**OPP. FUMBLE RECOVERIES:** T. Dobbins 4, J. Watt 2, B. James 2, C. Barwin 1, Q. Demps 1, D. Manning 1, W. Mercilus 1, D. Sharpton 1, A. Smith 1. **Total: 14**

PASSING	Att	Comp	Yds	Cmp%	Yds/Att	TD	TD%	Int	Int%	Long	Sack/Lost	Rating
M.Schaub	544	350	4,008	64.3	7.4	22	4.0	12	2.2	60t	27/216	90.7
T.Yates	10	4	38	40.0	3.8	0	0.0	1	10.0	19	1/0	11.7
<b>TEXANS</b>	<b>554</b>	<b>354</b>	<b>4,046</b>	<b>63.9</b>	<b>7.3</b>	<b>22</b>	<b>4.0</b>	<b>13</b>	<b>2.3</b>	<b>60t</b>	<b>28/216</b>	<b>89.2</b>
<b>Opponents</b>	<b>581</b>	<b>308</b>	<b>3,881</b>	<b>53.0</b>	<b>6.7</b>	<b>29</b>	<b>5.0</b>	<b>15</b>	<b>2.6</b>	<b>81t</b>	<b>44/269</b>	<b>80.0</b>

# 2012 FINAL STATISTICS (12-4)



## DEFENSIVE STATISTICS

TACKLES						Tackles	QB	INT-			Forced	Fumble
	Solo	Asst	Total	Sacks	Sk Yds	For Loss	Hits	Yards	Pass Def.	Fumbles	Recoveries	
J.Watt	85	22	107	20.5	138.5	39	42	0	16	4	2	
G.Quin	91	14	105	1.0	8.0	6	1	2 (22)	14	2	0	
B.James	57	48	105	0.5	4.0	3	3	0	2	0	2	
D.Manning	87	9	96	1.0	0.0	2	1	2 (59)	8	3	1	
J.Joseph	60	7	67	0.0	0.0	0	0	2 (88)	11	0	0	
K.Jackson	57	9	66	0.0	0.0	1	0	4 (71)	16	0	0	
C.Barwin	39	26	65	3.0	15.0	12	16	0	4	0	1	
E.Mitchell	25	30	55	0.0	0.0	1	1	0	3	1	0	
A.Smith	35	16	51	7.0	51.0	7	17	0	3	2	1	
T.Dobbins	30	19	49	0.0	0.0	2	2	1 (7)	4	0	4	
B.Cushing	27	16	43	0.0	0.0	0	1	1 (1)	2	1	0	
B.Reed	23	19	42	2.5	11.5	4	6	0	3	1	0	
D.Sharpton	18	21	39	0.0	0.0	2	2	1 (-2)	2	0	1	
J.Crick	17	15	32	0.0	0.0	0	2	0	2	0	0	
Q.Demps	26	4	30	0.0	0.0	2	0	0	5	0	1	
S.Cody	13	14	27	0.0	0.0	0	0	0	2	0	0	
W.Mercilus	14	10	24	6.0	17.0	6	5	0	1	2	1	
B.McCain	20	2	22	0.5	4.0	0	2	1 (86)	7	0	0	
B.Ruud	8	7	15	1.0	8.0	1	1	0	2	0	0	
B.Harris	10	2	12	0.0	0.0	0	0	0	3	0	0	
T.Jamison	2	9	11	1.0	12.0	1	1	0	1	0	0	
A.Ball	7	0	7	0.0	0.0	0	0	0	3	0	0	
B.Braman	4	2	6	0.0	0.0	0	0	0	0	0	0	
T.Nolan	4	1	5	0.0	0.0	0	0	0	0	0	0	
R.Carmichael	5	0	5	0.0	0.0	0	0	0	1	0	0	
S.Keo	2	2	4	0.0	0.0	0	0	1 (1)	1	0	0	
J.Nading	1	2	3	0.0	0.0	0	0	0	0	0	0	
T.McClain	0	1	1	0.0	0.0	0	0	0	0	0	0	
<b>TEXANS</b>	<b>767</b>	<b>327</b>	<b>1,094</b>	<b>44.0</b>	<b>269.0</b>	<b>89</b>	<b>103</b>	<b>15 (333)</b>	<b>116</b>	<b>16</b>	<b>14</b>	
<b>Opponents</b>	<b>730</b>	<b>212</b>	<b>942</b>	<b>28.0</b>	<b>216.0</b>	<b>84</b>	<b>71</b>	<b>13 (136)</b>	<b>67</b>	<b>8</b>	<b>4</b>	

**MISCELLANEOUS TACKLES:** O.Daniels 4, A.Johnson 3, K.Martin 2, A.Caldwell 1, J.Casey 1, J.Forsett 1, A.Foster 1, G.Graham 1, D.Newton 1, K.Walter 1.

**MISCELLANEOUS FUMBLE RECOVERIES:** M.Schaub 2, A.Foster 1, R.Harris 1, C.Myers 1, T.Yates 1.

## SPECIAL TEAMS STATISTICS

	Solo	Asst	Total	Blocked PAT	Blocked Punt	Blocked FG	Forced Fumbles	Fumble Recoveries
B.Braman	14	2	16	0	2	0	0	0
A.Ball	11	2	13	0	0	0	1	0
J.Nading	10	3	13	0	0	0	0	0
S.Keo	7	4	11	0	0	0	0	0
T.Dobbins	7	2	9	0	0	0	0	0
Q.Demps	6	3	9	0	0	0	0	0
W.Mercilus	5	2	7	0	0	0	0	0
M.Alexander	4	1	5	0	0	0	0	0
B.McCain	5	0	5	0	0	0	0	0
D.Posey	2	3	5	0	0	0	0	0
R.Carmichael	5	0	5	0	0	0	0	0
J.Forsett	4	0	4	0	0	0	0	0
B.Ruud	4	0	4	0	0	0	0	0
T.Nolan	1	2	3	0	0	0	0	0
S.Graham	3	0	3	0	0	0	0	0
J.Casey	3	0	3	0	0	0	0	0
J.Weeks	0	2	2	0	0	0	0	0
B.Harris	2	0	2	0	0	0	0	0
D.Jones	1	1	2	0	0	0	0	0
G.Graham	1	0	1	0	0	0	0	0
D.Sharpton	1	0	1	0	0	0	0	0
E.Pleasant	1	0	1	0	0	0	0	0
T.Clutts	0	1	1	0	0	0	0	0
K.Martin	0	0	0	0	0	0	0	1
<b>TEXANS</b>	<b>97</b>	<b>28</b>	<b>125</b>	<b>0</b>	<b>2</b>	<b>0</b>	<b>1</b>	<b>1</b>
<b>Opponents</b>	<b>67</b>	<b>16</b>	<b>83</b>	<b>0</b>	<b>0</b>	<b>1</b>	<b>1</b>	<b>1</b>

# 2012 POSTSEASON STATISTICS (1-1)



Date	W/L	Score	Opponent	Attendance
1/5/13	W	19-13	Cincinnati (WC)	71,738
1/13/13	L	41-28	at New England (Div)	68,756

TEAM STATISTICS	TEXANS	Opponents
TOTAL FIRST DOWNS	49	36
Rushing	13	13
Passing	32	20
Penalty	4	3
3rd Down: Made/Att	12/32	6/22
3rd Down Pct.	37.5%	27.3%
4th Down: Made/Att	3/5	1/2
4th Down Pct.	60.0%	50.0%
POSSESSION AVG.	35:07	24:54
TOTAL NET YARDS	845	655
Avg. Per Game	422.5	327.5
Total Plays	152	113
Avg. Per Play	5.6	5.8
NET YARDS RUSHING	249	202
Avg. Per Game	124.5	101.0
Total Rushes	62	40
NET YARDS PASSING	596	453
Avg. Per Game	298.0	226.5
Sacked/Yards Lost	1/9	3/18
Gross Yards	605	471
Attempts/Completions	89/63	70/39
Completion Pct.	70.8%	55.7%
Had Intercepted	2	1
PUNTS/AVERAGE	8/38.5	10/49.7
NET PUNTING AVG.	34.5	46.6
PENALTIES/YARDS	10/75	10/107
FUMBLES/BALL LOST	3/0	1/0
TOUCHDOWNS	4	6
Rushing	2	2
Passing	2	3
Returns	0	1

SCORE BY PERIODS	1	2	3	4	OT	Total
TEXANS	6	16	7	18	0	47
Opponents	7	17	17	13	0	54

SCORING	TD	Ru	Pa	Rt	PAT	FG	2PT	TP
S.Graham	0	0	0	0	3/3	6/6	0	21
A.Foster	3	2	1	0	0/0	0/0	0	18
D.Posey	1	0	1	0	0/0	0/0	0	6
A.Johnson	0	0	0	0	0/0	0/0	1	2
<b>TEXANS</b>	<b>4</b>	<b>2</b>	<b>2</b>	<b>0</b>	<b>3/3</b>	<b>6/6</b>	<b>1</b>	<b>47</b>
<b>Opponents</b>	<b>6</b>	<b>2</b>	<b>3</b>	<b>1</b>	<b>6/6</b>	<b>4/4</b>	<b>0</b>	<b>54</b>

2-Pt. Conversions: TEXANS 1/1, Opponents: 0/0  
 SACKS: B.Reed 1.5, J.Watt 1.5. **TEXANS: 3.0, Opponents: 1.0**

FUMBLES/LOST: K. Martin 1/0, M. Schaub 1/0, K. Walter 1/0. **TEXANS: 3/0. Opponents: 0/0**

OPP. FUMBLE RECOVERIES: None

RUSHING	No.	Yds	Avg	Long	TD
A.Foster	54	230	4.3	21	2
K.Martin	1	16	16.0	16	0
M.Schaub	5	2	0.4	2	0
B.Tate	2	1	0.5	1	0
<b>TEXANS</b>	<b>62</b>	<b>249</b>	<b>4.0</b>	<b>21</b>	<b>2</b>
<b>Opponents</b>	<b>40</b>	<b>202</b>	<b>5.1</b>	<b>29</b>	<b>2</b>

Receiving	No.	Yds	Avg	Long	TD
O.Daniels	18	172	9.6	24	0
A.Foster	15	97	6.5	28	1
A.Johnson	12	157	13.1	22	0
K.Walter	6	41	6.8	12	0
G.Graham	5	42	8.4	20	0
J.Casey	4	49	12.3	20	0
D.Posey	3	47	15.7	25t	1
L.Jean	0	0	0	0	0
<b>TEXANS</b>	<b>63</b>	<b>605</b>	<b>9.6</b>	<b>28</b>	<b>2</b>
<b>Opponents</b>	<b>39</b>	<b>471</b>	<b>12.1</b>	<b>47</b>	<b>3</b>

Interceptions	No.	Yds	Avg	Long	TD
J.Joseph	1	14	14.0	14	0
<b>TEXANS</b>	<b>1</b>	<b>14</b>	<b>14.0</b>	<b>14</b>	<b>0</b>
<b>Opponents</b>	<b>2</b>	<b>27</b>	<b>13.5</b>	<b>21t</b>	<b>1</b>

PUNTING	No.	Yds	Avg	Net	TB	In	Lg	B
D.Jones	8	308	38.5	34.5	1	3	48	0
<b>TEXANS</b>	<b>8</b>	<b>308</b>	<b>38.5</b>	<b>34.5</b>	<b>1</b>	<b>3</b>	<b>48</b>	<b>0</b>
<b>Opponents</b>	<b>10</b>	<b>497</b>	<b>49.7</b>	<b>46.6</b>	<b>0</b>	<b>5</b>	<b>64</b>	<b>0</b>

PUNT RETURNS	Ret	FC	Yds	Avg	Long	TD
K.Martin	5	3	31	6.2	12	0
<b>TEXANS</b>	<b>5</b>	<b>3</b>	<b>31</b>	<b>6.2</b>	<b>12</b>	<b>0</b>
<b>Opponents</b>	<b>4</b>	<b>1</b>	<b>12</b>	<b>3.0</b>	<b>12</b>	<b>0</b>

Kickoff Returns	No.	Yds	Avg	Long	TD
D.Manning	6	263	43.8	94	0
J.Casey	1	14	14.0	14	0
<b>TEXANS</b>	<b>7</b>	<b>277</b>	<b>39.6</b>	<b>94</b>	<b>0</b>
<b>Opponents</b>	<b>9</b>	<b>207</b>	<b>23.0</b>	<b>43</b>	<b>0</b>

Field Goals	1-19	20-29	30-39	40-49	50+
S.Graham	0/0	4/4	0/0	1/1	1/1
<b>TEXANS</b>	<b>0/0</b>	<b>4/4</b>	<b>0/0</b>	<b>1/1</b>	<b>1/1</b>
<b>Opponents</b>	<b>0/0</b>	<b>0/0</b>	<b>3/3</b>	<b>1/1</b>	<b>0/0</b>

PASSING	Att	Comp	Yds	Cmp%	Yds/Att	TD	TD%	Int	Int%	Long	Sack/Lost	Rating
M.Schaub	89	63	605	70.8	6.8	2	2.2	2	2.2	28	1/9	87.5
<b>TEXANS</b>	<b>89</b>	<b>63</b>	<b>605</b>	<b>70.8</b>	<b>6.8</b>	<b>2</b>	<b>2.2</b>	<b>2</b>	<b>2.2</b>	<b>28</b>	<b>1/9</b>	<b>87.5</b>
<b>Opponents</b>	<b>70</b>	<b>39</b>	<b>471</b>	<b>55.7</b>	<b>6.7</b>	<b>3</b>	<b>4.3</b>	<b>1</b>	<b>1.4</b>	<b>47</b>	<b>3/18</b>	<b>84.9</b>

# 2012 POSTSEASON STATISTICS (1-1)



## DEFENSIVE STATISTICS

TACKLES	Solo	Asst	Total	Sacks	Sk Yds	Tackles For Loss	QB Hits	INT- Yards	Pass Def.	Forced Fumbles	Fumble Recoveries
B.James	6	9	15	0.0	0.0	2	0	0	0	0	0
G.Quin	6	8	14	0.0	0.0	1	2	0	3	0	0
J.Joseph	8	2	10	0.0	0.0	0	0	1 (14)	2	0	0
J.Watt	6	3	9	1.5	13.5	3	3	0	2	0	0
S.Keo	3	5	8	0.0	0.0	0	0	0	0	0	0
D.Manning	4	3	7	0.0	0.0	0	0	0	0	0	0
B.Reed	4	2	6	1.5	4.5	0	2	0	0	0	0
K.Jackson	4	2	6	0.0	0.0	0	0	0	2	0	0
B.Ruud	3	3	6	0.0	0.0	0	0	0	0	0	0
E.Mitchell	2	3	5	0.0	0.0	1	0	0	0	0	0
A.Smith	3	0	3	0.0	0.0	0	3	0	0	0	0
B.Harris	3	0	3	0.0	0.0	0	0	0	1	0	0
C.Barwin	2	0	2	0.0	0.0	1	0	0	1	0	0
A.Ball	1	0	1	0.0	0.0	0	0	0	0	0	0
J.Crick	0	1	1	0.0	0.0	0	0	0	0	0	0
W.Mercilus	0	1	1	0.0	0.0	0	0	0	0	0	0
<b>TEXANS</b>	<b>55</b>	<b>42</b>	<b>97</b>	<b>3.0</b>	<b>18.0</b>	<b>8</b>	<b>10</b>	<b>1 (14)</b>	<b>11</b>	<b>0</b>	<b>0</b>
<b>Opponents</b>	<b>102</b>	<b>37</b>	<b>139</b>	<b>1.0</b>	<b>9.0</b>	<b>6</b>	<b>5</b>	<b>2 (27)</b>	<b>6</b>	<b>1</b>	<b>0</b>

MISCELLANEOUS TACKLES: C.Myers 1

## SPECIAL TEAMS STATISTICS

	Solo	Asst	Total	Blocked PAT	Blocked Punt	Blocked FG	Forced Fumbles	Fumble Recoveries
A.Ball	4	0	4	0	0	0	0	0
D.Posey	2	0	2	0	0	0	0	0
Q.Demps	1	1	2	0	0	0	0	0
S.Graham	2	0	2	0	0	0	0	0
W.Mercilus	1	0	1	0	0	0	0	0
E.Pleasant	0	1	1	0	0	0	0	0
B.Braman	1	0	1	0	0	0	0	0
B.Harris	1	0	1	0	0	0	0	0
<b>TEXANS</b>	<b>12</b>	<b>2</b>	<b>14</b>	<b>0</b>	<b>0</b>	<b>0</b>	<b>0</b>	<b>0</b>
<b>Opponents</b>	<b>8</b>	<b>6</b>	<b>14</b>	<b>0</b>	<b>0</b>	<b>0</b>	<b>0</b>	<b>1</b>

# 2013 FINAL STATISTICS (2-14)



Date	W/L	Score	Opponent	Attendance
9/9	W	31-28	at San Diego	59,522
9/15	W	30-24 (OT)	Tennessee	71,718
9/22	L	30-9	at Baltimore	71,168
9/29	L	23-20 (OT)	Seattle	71,756
10/6	L	34-3	at San Francisco	69,732
10/13	L	38-13	St. Louis	71,104
10/20	L	17-16	at Kansas City	74,118
11/3	L	27-24	Indianapolis	71,778
11/10	L	27-24	at Arizona	60,845
11/17	L	28-23	Oakland	71,726
11/24	L	13-6	Jacksonville	71,659
12/1	L	34-31	New England	71,769
12/5	L	27-20	at Jacksonville	60,414
12/15	L	25-3	at Indianapolis	65,470
12/22	L	37-13	Denver	71,161
12/29	L	16-10	at Tennessee	69,143

TEAM STATISTICS	TEXANS	Opponents
TOTAL FIRST DOWNS	307	282
Rushing	90	88
Passing	198	158
Penalty	19	36
3rd Down: Made/Att	83/231	75/217
3rd Down Pct.	35.9%	34.6%
4th Down: Made/Att	6/17	3/8
4th Down Pct.	35.3%	37.5%
POSSESSION AVG.	31:00	29:00
TOTAL NET YARDS	5,556	5,081
Avg. Per Game	347.3	317.6
Total Plays	1,089	970
Avg. Per Play	5.1	5.2
NET YARDS RUSHING	1,743	1,958
Avg. Per Game	108.9	122.4
Total Rushes	414	454
NET YARDS PASSING	3,813	3,123
Avg. Per Game	238.3	195.2
Sacked/Yards Lost	42/370	32/187
Gross Yards	4,183	3,310
Attempts/Completions	633/371	484/287
Completion Pct.	58.6%	59.3%
Had Intercepted	22	7
PUNTS/AVERAGE	88/47.6	91/45.7
NET PUNTING AVG.	40.0	40.2
PENALTIES/YARDS	112/1,138	103/809
FUMBLES/BALL LOST	21/9	15/4
TOUCHDOWNS	28	48
Rushing	7	11
Passing	19	29
Returns	2	8

SCORE BY PERIODS	1	2	3	4	OT	Total
TEXANS	64	93	53	60	6	276
Opponents	97	113	106	109	3	428

SCORING	TD	Ru	Pa	Rt	PAT	FG	2PT	TP
R.Bullock	0	0	0	0	26/26	26/35	0	104
G.Graham	5	0	5	0	0/0	0/0	0	30
A.Johnson	5	0	5	0	0/0	0/0	0	30
B.Tate	4	4	0	0	0/0	0/0	0	24
O.Daniels	3	0	3	0	0/0	0/0	0	18
K.Martin	3	0	2	1	0/0	0/0	0	18
A.Foster	2	1	1	0	0/0	0/0	1	14
D.Hopkins	2	0	2	0	0/0	0/0	0	12
B.Cushing	1	0	0	1	0/0	0/0	0	6
C.Keenum	1	1	0	0	0/0	0/0	0	6
J.Grimes	1	1	0	0	0/0	0/0	0	6
R.Griffin	1	0	1	0	0/0	0/0	0	6
J.Mays	0	0	0	0	0/0	0/0	0	2
<b>TEXANS</b>	<b>28</b>	<b>7</b>	<b>19</b>	<b>2</b>	<b>26/26</b>	<b>26/35</b>	<b>1</b>	<b>276</b>
<b>Opponents</b>	<b>48</b>	<b>11</b>	<b>29</b>	<b>8</b>	<b>46/46</b>	<b>30/35</b>	<b>1</b>	<b>428</b>

2-Pt. Conversions: TEXANS 1/1, Opponents: 1/2

SACKS: J.Watt 10.5, W.Mercilus 7.0, A.Smith 5.0, B.Reed 3.0, E.Mitchell 1.5, B.Cushing 1.5, J.Mays 1.0, D.Manning 1.0, TEAM 1.0, J.Tarpinian 0.5 **TEXANS: 32.0, Opponents: 42.0**

RUSHING	No.	Yds	Avg	Long	TD
B.Tate	181	771	4.3	60	4
A.Foster	121	542	4.5	23	1
D.Johnson	49	183	3.7	29	0
J.Grimes	21	73	3.5	12	1
C.Keenum	14	72	5.1	22	1
D.Karim	12	51	4.3	14	0
M.Schaub	5	24	4.8	7	0
C.Wood	3	9	3.0	5	0
R.Graham	4	8	2.0	4	0
S.Keo	1	8	8.0	8	0
G.Jones	2	2	1.0	4	0
T.Yates	1	0	0.0	0	0
<b>TEXANS</b>	<b>414</b>	<b>1,743</b>	<b>4.2</b>	<b>60</b>	<b>7</b>
<b>Opponents</b>	<b>454</b>	<b>1,958</b>	<b>4.3</b>	<b>80t</b>	<b>11</b>

RECEIVING	No.	Yds	Avg	Long	TD
A.Johnson	109	1,407	12.9	62t	5
D.Hopkins	52	802	15.4	66	2
G.Graham	49	545	11.1	42t	5
B.Tate	34	140	4.1	10	0
O.Daniels	24	252	10.5	28	3
K.Martin	22	253	11.5	32	2
A.Foster	22	183	8.3	41	1
R.Griffin	19	244	12.8	40	1
D.Posey	15	155	10.3	42	0
D.Johnson	8	46	5.8	14	0
J.Grimes	6	76	12.7	31	0
G.Jones	5	34	6.8	19	0
L.Jean	4	35	8.8	11	0
R.Graham	1	12	12.0	12	0
D.Karim	1	-1	-1.0	0	0
<b>TEXANS</b>	<b>371</b>	<b>4,183</b>	<b>11.3</b>	<b>66</b>	<b>19</b>
<b>Opponents</b>	<b>287</b>	<b>3,310</b>	<b>11.5</b>	<b>64t</b>	<b>29</b>

INTERCEPTIONS	No.	Yds	Avg	Long	TD
J.Joseph	3	64	21.3	32	0
B.Cushing	1	18	18.0	18t	1
S.Keo	1	4	4.0	4	0
D.Swearinger	1	0	0.0	0	0
B.McCain	1	0	0.0	0	0
<b>TEXANS</b>	<b>7</b>	<b>86</b>	<b>12.3</b>	<b>32</b>	<b>1</b>
<b>Opponents</b>	<b>22</b>	<b>357</b>	<b>16.2</b>	<b>98t</b>	<b>5</b>

PUNTING	No.	Yds	Avg	Net	TB	In	Lg	B
S.Lechler	88	4,189	47.6	40.0	7	34	65	0
<b>TEXANS</b>	<b>88</b>	<b>4,189</b>	<b>47.6</b>	<b>40.0</b>	<b>7</b>	<b>34</b>	<b>65</b>	<b>0</b>
<b>Opponents</b>	<b>91</b>	<b>4,161</b>	<b>45.7</b>	<b>40.2</b>	<b>7</b>	<b>31</b>	<b>64</b>	<b>0</b>

PUNT RETURNS	Ret	FC	Yds	Avg	Long	TD
K.Martin	39	21	345	8.8	87t	1
S.Keo	3	0	15	5.0	9	0
<b>TEXANS</b>	<b>42</b>	<b>21</b>	<b>360</b>	<b>8.6</b>	<b>87t</b>	<b>1</b>
<b>Opponents</b>	<b>43</b>	<b>23</b>	<b>530</b>	<b>12.3</b>	<b>82t</b>	<b>1</b>

KICKOFF RETURNS	No.	Yds	Avg	Long	TD
K.Martin	36	947	26.3	50	0
D.Johnson	6	151	25.2	32	0
D.Karim	4	78	19.5	31	0
G.Jones	2	43	21.5	26	0
C.Wood	1	20	20.0	20	0
D.Manning	1	18	18.0	18	0
J.Crick	1	0	0.0	0	0
<b>TEXANS</b>	<b>51</b>	<b>1,257</b>	<b>24.6</b>	<b>50</b>	<b>0</b>
<b>Opponents</b>	<b>39</b>	<b>1,004</b>	<b>25.7</b>	<b>57</b>	<b>0</b>

FIELD GOALS	1-19	20-29	30-39	40-49	50+
R.Bullock	1/1	7/7	5/5	12/17	1/5
<b>TEXANS</b>	<b>1/1</b>	<b>7/7</b>	<b>5/5</b>	<b>12/17</b>	<b>1/5</b>
<b>Opponents</b>	<b>0/0</b>	<b>5/5</b>	<b>10/10</b>	<b>11/14</b>	<b>4/6</b>

FUMBLES/LOST: C. Keenum 6/2, B.Tate 5/2, D. Hopkins 1/1, J. Grimes 1/1, M. Schaub 2/1, K. Martin 2/1, G. Graham 2/1, C. Myers 1/0, T. Yates 1/0

TEXANS: 21/9, Opponents: 15/4

OPP. FUMBLE RECOVERIES: J. Watt 2, K. Jackson 1, T. McClain 1. Total: 4

PASSING	Att	Comp	Yds	Cmp%	Yds/Att	TD	TD%	Int	Int%	Long	Sack/Lost	Rating
M.Schaub	358	219	2,310	61.2	6.5	10	2.8	14	3.9	46	21/162	73.0
C.Keenum	253	137	1,760	54.2	7.0	9	3.6	6	2.4	66	19/201	78.2
T.Yates	22	15	113	68.2	5.1	0	0.0	2	9.1	20	2/7	42.4
<b>TEXANS</b>	<b>633</b>	<b>371</b>	<b>4,183</b>	<b>58.6</b>	<b>6.6</b>	<b>19</b>	<b>3.0</b>	<b>22</b>	<b>3.5</b>	<b>66</b>	<b>42/370</b>	<b>74.0</b>
<b>Opponents</b>	<b>484</b>	<b>287</b>	<b>3,310</b>	<b>59.3</b>	<b>6.8</b>	<b>29</b>	<b>6.0</b>	<b>7</b>	<b>1.4</b>	<b>64t</b>	<b>32/187</b>	<b>93.9</b>

# 2013 FINAL STATISTICS (2-14)



## DEFENSIVE STATISTICS

TACKLES	Solo	Asst	Total	Sacks	Sk Yds	Tackles For Loss	QB Hits	INT-Yards	Pass Def.	Forced Fumbles	Fumble Recoveries
D.Sharpton	69	58	127	0.0	0.0	2	4	0	1	1	0
J.Watt	80	37	117	10.5	70.5	22	46	0	7	4	2
E.Mitchell	33	54	87	1.5	9.5	2	3	0	0	0	0
B.Reed	48	39	87	3.0	17.0	9	6	0	0	0	0
J.Mays	41	43	84	1.0	7.0	6	4	0	3	0	0
D.Swearinger	62	21	83	0.0	0.0	3	0	1 (0)	4	1	0
B.Cushing	44	21	65	1.5	4.5	6	4	1 (18)	3	1	0
W.Mercilus	35	30	65	7.0	36.0	6	18	0	0	0	0
S.Keo	53	11	64	0.0	0.0	0	0	1 (4)	6	0	0
K.Jackson	58	4	62	0.0	0.0	1	0	0	9	0	1
J.Joseph	51	4	55	0.0	0.0	1	1	3 (64)	16	0	0
A.Smith	29	21	50	5.0	29.5	8	13	0	0	1	0
D.Manning	31	4	35	1.0	6.0	1	1	0	2	0	0
J.Crick	15	18	33	0.0	0.0	1	2	0	3	0	0
B.McCain	23	7	30	0.0	0.0	0	0	1 (0)	7	0	0
J.Tarpinian	16	13	29	0.5	3.0	2	2	0	1	0	0
E.Reed	15	6	21	0.0	0.0	0	0	0	0	0	0
T.McClain	9	12	21	0.0	0.0	0	1	0	0	0	1
B.Harris	15	5	20	0.0	0.0	0	0	0	4	0	0
E.Pleasant	13	2	15	0.0	0.0	0	0	0	2	0	0
J.Tuggle	3	1	4	0.0	0.0	0	0	0	0	0	0
T.Jamison	1	3	4	0.0	0.0	0	0	0	0	0	0
W.Jefferson	2	1	3	0.0	0.0	0	0	0	0	0	0
R.Sapp	0	1	1	0.0	0.0	0	0	0	0	0	0
TEAM	1	0	1	1.0	4.0	0	0	0	0	0	0
<b>TEXANS</b>	<b>747</b>	<b>416</b>	<b>1,163</b>	<b>32.0</b>	<b>187.0</b>	<b>70</b>	<b>105</b>	<b>7 (86)</b>	<b>72</b>	<b>8</b>	<b>4</b>
<b>Opponents</b>	<b>725</b>	<b>213</b>	<b>948</b>	<b>42.0</b>	<b>370.0</b>	<b>81</b>	<b>110</b>	<b>22 (357)</b>	<b>98</b>	<b>17</b>	<b>9</b>

MISCELLANEOUS TACKLES: A.Johnson 6, D.Hopkins 3, D.Brown 2, B.Tate 2, G.Jones 2, W.Smith 2, B.Brooks 1, O.Daniels 1, R.Griffin 1, D.Newton 1, T.Yates 1

MISCELLANEOUS FUMBLE RECOVERIES: B.Brooks 2, D.Brown 1, G.Graham 1, A.Johnson 1, B.Jones 1, G.Jones 1, B.Tate 1, T.Yates 1

## SPECIAL TEAMS STATISTICS

TACKLES	Solo	Asst	Total	Blocked PAT	Blocked Punt	Blocked FG	Forced Fumbles	Fumble Recoveries
J.Tuggle	10	1	11	0	0	0	1	0
E.Pleasant	8	0	8	0	0	0	0	0
B.Braman	8	0	8	0	0	0	0	0
E.Mack	8	0	8	0	0	0	0	0
J.Weeks	2	4	6	0	0	0	0	0
J.Victorian	4	1	5	0	0	0	0	0
D.Swearinger	4	0	4	0	0	0	0	0
B.McCain	4	0	4	0	0	0	0	0
R.Griffin	3	1	4	0	0	0	0	0
S.Keo	3	0	3	0	0	0	0	0
B.Harris	3	0	3	0	0	0	0	0
M.Mohamed	3	0	3	0	0	0	0	0
A.Bouye	2	0	2	0	0	0	0	0
S.Lechler	2	0	2	0	0	0	0	0
G.Jones	2	0	2	0	0	0	0	0
J.Tarpinian	1	1	2	0	0	0	0	0
J.Grimes	1	0	1	0	0	0	0	0
J.Starling	1	0	1	0	0	0	0	0
D.Karim	1	0	1	0	0	0	0	0
D.Smith	1	0	1	0	0	0	0	0
L.Jean	1	0	1	0	0	0	0	0
J.Mays	1	0	1	0	0	0	0	0
T.Gooden	1	0	1	0	0	0	0	0
R.Bullock	1	0	1	0	0	0	0	0
J.Watt	0	0	0	0	0	2	0	0
<b>TEXANS</b>	<b>75</b>	<b>8</b>	<b>83</b>	<b>0</b>	<b>0</b>	<b>2</b>	<b>1</b>	<b>0</b>
<b>Opponents</b>	<b>89</b>	<b>16</b>	<b>105</b>	<b>0</b>	<b>0</b>	<b>1</b>	<b>2</b>	<b>4</b>



# 2014 FINAL STATISTICS (9-7)



Date	W/L	Score	Opponent	Attendance
9/7	W	17-6	Washington	71,770
9/14	W	30-14	at Oakland	54,063
9/21	L	30-17	at New York Giants	77,462
9/28	W	23-17	Buffalo	71,756
10/5	L	20-17(OT)	at Dallas	91,159
10/9	L	33-28	Indianapolis	71,787
10/20	L	30-23	at Pittsburgh	56,375
10/26	W	30-16	at Tennessee	69,143
11/2	L	31-21	Philadelphia	71,780
11/16	W	23-7	at Cleveland	67,431
11/23	L	22-13	Cincinnati	71,777
11/30	W	45-21	Tennessee	71,714
12/7	W	27-13	at Jacksonville	61,070
12/14	L	17-10	at Indianapolis	65,148
12/21	W	25-13	Baltimore	71,771
12/28	W	23-17	Jacksonville	71,777

TEAM STATISTICS		TEXANS	Opponents
<b>TOTAL FIRST DOWNS</b>			
Rushing		313	329
Passing		108	89
Penalty		171	206
3rd Down: Made/Att		34	34
3rd Down Pct.		91/235	74/218
4th Down: Made/Att		38.7%	33.9%
4th Down Pct.		10/17	6/17
POSSESSION AVG.		58.8%	35.3%
TOTAL NET YARDS		30:53	29:07
Avg. Per Game		5,513	5,571
Total Plays		344.6	348.2
Avg. Per Play		1,062	1,077
<b>NET YARDS RUSHING</b>		5.2	5.2
Avg. Per Game		2,161	1,681
Total Rushes		135.1	105.1
<b>NET YARDS PASSING</b>		551	420
Avg. Per Game		3,352	3,890
Sacked/Yards Lost		209.5	243.1
Gross Yards		26/108	38/251
Attempts/Completions		3,460	4,141
Completion Pct.		485/295	619/363
Had Intercepted		60.8%	58.6%
PUNTS/AVERAGE		13	20
NET PUNTING AVG.		84/45.8	83/45.1
PENALTIES/YARDS		38.7	41.4
FUMBLES/BALL LOST		94/834	99/786
TOUCHDOWNS		19/9	24/14
Rushing		40	36
Passing		12	6
Returns		22	28
		6	2

SCORE BY PERIODS	1	2	3	4	OT	Total
TEXANS	69	111	88	104	0	372
Opponents	58	99	64	83	3	307

SCORING	TD	Ru	Pa	Rt	PAT	FG	2PT	TP
R.Bullock	0	0	0	0	40/40	30/35	0	130
A.Foster	13	8	5	0	0/0	0/0	0	78
D.Hopkins	6	0	6	0	0/0	0/0	0	36
J.Watt	5	0	3	2	0/0	0/0	0	32
A.Blue	4	2	1	1	0/0	0/0	0	24
A.Johnson	3	0	3	0	0/0	0/0	0	18
R.Fitzpatrick	2	2	0	0	0/0	0/0	0	12
J.Joseph	1	0	0	1	0/0	0/0	0	6
G.Graham	1	0	1	0	0/0	0/0	0	6
K.Lewis	1	0	0	1	0/0	0/0	0	6
D.Johnson	1	0	1	0	0/0	0/0	0	6
R.Griffin	1	0	1	0	0/0	0/0	0	6
A.Bouye	1	0	0	1	0/0	0/0	0	6
C.Fiedorowicz	1	0	1	0	0/0	0/0	0	6
<b>TEXANS</b>	<b>40</b>	<b>12</b>	<b>22</b>	<b>6</b>	<b>40/40</b>	<b>30/35</b>	<b>0</b>	<b>372</b>
<b>Opponents</b>	<b>36</b>	<b>6</b>	<b>28</b>	<b>2</b>	<b>32/33</b>	<b>19/22</b>	<b>0</b>	<b>307</b>

**2-Pt. Conversions:** TEXANS 0/0, Opponents: 0/3  
**Sacks:** J.Watt 20.5, W.Mercilus 5.0, J.Crick 3.5, B.Reed 3.0, T.Jamison 1.5, J.Simon 1.5, D.Swearinger 1.0, B.Cushing 1.0, A.Dent 1.0. **TEXANS: 38.0, Opponents: 26.0**

**FUMBLES/LOST:** A. Johnson 3/3, A. Foster 2/2, D. Hopkins 2/1, R. Fitzpatrick 5/1, T. Savage 2/1, C. Keenum 1/1, D. Johnson 2/0, D. Manning 1/0, C. Myers 1/0  
**TEXANS: 18/8, Opponents: 22/14**

**OPP. FUMBLE RECOVERIES:** J. Watt 5, J. Joseph 2, A. Blue 1, A. Bouye, D. Hopkins 1, T. Jamison 1, K. Lewis 1, D. Swearinger 1, J. Tuggle 1. **Total: 14**

PASSING	Att	Comp	Yds	Cmp%	Yds/Att	TD	TD%	Int	Int%	Long	Sack/Lost	Rating
R.Fitzpatrick	312	197	2,483	63.1	8.0	17	5.4	8	2.6	76t	21/83	95.3
C.Keenum	77	45	435	58.4	5.6	2	2.6	2	2.6	35	3/15	72.2
R.Mallett	75	41	400	54.7	5.3	2	2.7	2	2.7	41	1/5	67.6
T.Savage	19	10	127	52.6	6.7	0	0.0	1	5.3	35	1/5	51.9
S.Lechler	1	1	10	100.0	10.0	0	0.0	0	0.0	10	0/0	108.3
A.Foster	1	1	5	100.0	5.0	1	100.0	0	0.0	5t	0/0	127.1
<b>TEXANS</b>	<b>485</b>	<b>295</b>	<b>3,460</b>	<b>60.8</b>	<b>7.1</b>	<b>22</b>	<b>4.5</b>	<b>13</b>	<b>2.7</b>	<b>76t</b>	<b>26/108</b>	<b>86.5</b>
<b>Opponents</b>	<b>619</b>	<b>363</b>	<b>4,141</b>	<b>58.6</b>	<b>6.7</b>	<b>28</b>	<b>4.5</b>	<b>20</b>	<b>3.2</b>	<b>80t</b>	<b>38/251</b>	<b>80.4</b>

RUSHING	No.	Yds	Avg	Long	TD
A.Foster	260	1,246	4.8	51	8
A.Blue	169	528	3.1	46	2
R.Fitzpatrick	50	184	3.7	16	2
J.Grimes	39	153	3.9	11	0
C.Keenum	10	35	3.5	13	0
D.Johnson	5	19	3.8	12	0
R.Brown	6	4	0.7	2	0
R.Mallett	6	-2	-0.3	2	0
T.Savage	6	-6	-1.0	1	0
<b>TEXANS</b>	<b>551</b>	<b>2,161</b>	<b>3.9</b>	<b>51</b>	<b>12</b>
<b>Opponents</b>	<b>420</b>	<b>1,681</b>	<b>4.0</b>	<b>41</b>	<b>6</b>

RECEIVING	No.	Yds	Avg	Long	TD
A.Johnson	85	936	11.0	35	3
D.Hopkins	76	1,210	15.9	76t	6
A.Foster	38	327	8.6	56t	5
D.Johnson	31	331	10.7	44t	1
G.Graham	18	197	10.9	26	1
A.Blue	15	113	7.5	22	1
R.Griffin	10	91	9.1	25	1
J.Grimes	6	86	14.3	31	0
K.Martin	6	78	13.0	32	0
C.Fiedorowicz	4	28	7.0	9	1
J.Watt	3	4	1.3	2t	3
D.Posey	1	30	30.0	30	0
J.Prosch	1	24	24.0	24	0
R.Brown	1	5	5.0	5	0
<b>TEXANS</b>	<b>295</b>	<b>3,460</b>	<b>11.7</b>	<b>76t</b>	<b>22</b>
<b>Opponents</b>	<b>363</b>	<b>4,141</b>	<b>11.4</b>	<b>80t</b>	<b>28</b>

INTERCEPTIONS	No.	Yds	Avg	Long	TD
A.Bouye	3	120	40.0	67	1
K.Jackson	3	97	32.3	65	0
J.Rolle	3	25	8.3	13	0
J.Joseph	2	85	42.5	60t	1
K.Lewis	2	32	16.0	27t	1
D.Swearinger	2	31	15.5	25	0
J.Watt	1	80	80.0	80t	1
J.Tuggle	1	8	8.0	8	0
B.Reed	1	5	5.0	5	0
M.Mohamed	1	0	0.0	0	0
D.Morris	1	0	0.0	0	0
<b>TEXANS</b>	<b>20</b>	<b>483</b>	<b>24.2</b>	<b>80t</b>	<b>4</b>
<b>Opponents</b>	<b>13</b>	<b>120</b>	<b>9.2</b>	<b>55t</b>	<b>1</b>

PUNTING	No.	Yds	Avg	Net	TB	In	Lg	B
S.Lechler	83	3,845	46.3	38.7	10	27	71	1
<b>TEXANS</b>	<b>84</b>	<b>3,845</b>	<b>45.8</b>	<b>38.7</b>	<b>10</b>	<b>27</b>	<b>71</b>	<b>1</b>
<b>Opponents</b>	<b>83</b>	<b>3,742</b>	<b>45.1</b>	<b>41.4</b>	<b>5</b>	<b>34</b>	<b>62</b>	<b>1</b>

PUNT RETURNS	Ret	FC	Yds	Avg	Long	TD
K.Martin	25	24	154	6.2	21	0
D.Johnson	9	4	54	6.0	12	0
<b>TEXANS</b>	<b>34</b>	<b>28</b>	<b>208</b>	<b>6.1</b>	<b>21</b>	<b>0</b>
<b>Opponents</b>	<b>32</b>	<b>24</b>	<b>396</b>	<b>12.4</b>	<b>48</b>	<b>0</b>

KICKOFF RETURNS	No.	Yds	Avg	Long	TD
D.Manning	13	267	20.5	41	0
D.Johnson	6	136	22.7	31	0
K.Martin	1	19	19.0	19	0
<b>TEXANS</b>	<b>20</b>	<b>422</b>	<b>21.1</b>	<b>41</b>	<b>0</b>
<b>Opponents</b>	<b>45</b>	<b>1,169</b>	<b>26.0</b>	<b>42</b>	<b>0</b>

FIELD GOALS	1-19	20-29	30-39	40-49	50+
R.Bullock	0/0	6/7	13/15	7/8	4/5
<b>TEXANS</b>	<b>0/0</b>	<b>6/7</b>	<b>13/15</b>	<b>7/8</b>	<b>4/5</b>
<b>Opponents</b>	<b>0/0</b>	<b>3/3</b>	<b>10/11</b>	<b>5/5</b>	<b>1/3</b>

# 2014 FINAL STATISTICS (9-7)



## DEFENSIVE STATISTICS

TACKLES	Solo	Asst	Total	Sk	Sk Yds	TFL	QBH	Int (Yd)	PD	FF	FR
K.Lewis	52	32	84	0.0	0.0	4	1	2 (32)	6	3	1
J.Watt	59	19	78	20.5	140.0	29	50	1 (80)	10	4	5
J.Joseph	70	5	75	0.0	0.0	1	0	2 (85)	11	2	2
D.Swearinger	52	22	74	1.0	8.0	3	3	2 (31)	6	3	1
B.Cushing	41	31	72	1.0	8.0	1	9	0	2	1	0
M.Mohamed	31	27	58	0.0	0.0	2	1	1 (0)	6	0	0
K.Jackson	48	9	57	0.0	0.0	4	1	3 (97)	9	0	0
J.Crick	29	27	56	3.5	20.0	6	11	0	6	0	0
A.Bouye	47	7	54	0.0	0.0	1	0	3 (120)	10	1	1
W.Mercilus	31	19	50	5.0	30.0	9	11	0	0	2	0
B.Reed	25	16	41	3.0	19.0	5	10	1 (5)	4	0	0
D.Manning	25	12	37	0.0	0.0	1	1	0	2	0	0
J.Tuggle	19	17	36	0.0	0.0	1	1	1 (8)	2	0	1
D.Morris	25	5	30	0.0	0.0	1	0	1 (0)	7	0	0
A.Dent	20	7	27	1.0	7.0	2	6	0	0	0	0
R.Pickett	11	9	20	0.0	0.0	0	0	0	3	0	0
T.Jamison	12	7	19	1.5	14.0	1	3	0	0	0	1
A.Hal	15	3	18	0.0	0.0	0	0	0	4	0	0
J.Rolle	14	1	15	0.0	0.0	1	0	3 (25)	4	0	0
J.Powe	6	4	10	0.0	0.0	1	0	0	1	0	0
J.Pagan	5	5	10	0.0	0.0	1	0	0	0	0	0
J.Simon	4	5	9	1.5	5.0	2	6	0	1	0	0
J.Clowney	5	2	7	0.0	0.0	3	0	0	0	0	0
E.Mack	4	0	4	0.0	0.0	0	0	0	0	0	0
R.Sapp	2	0	2	0.0	0.0	0	0	0	0	0	0
J.Tarpinian	1	1	2	0.0	0.0	0	0	0	0	0	0
E.Pleasant	1	0	1	0.0	0.0	0	0	0	1	0	0
J.Ankrah	1	0	1	0.0	0.0	0	0	0	0	0	0
J.Watt	1	0	1	0.0	0.0	0	0	0	0	0	0
<b>TEAM</b>	<b>1</b>	<b>0</b>	<b>1</b>	<b>0.0</b>	<b>0.0</b>	<b>0</b>	<b>0</b>	<b>0</b>	<b>0</b>	<b>0</b>	<b>0</b>
<b>TEXANS</b>	<b>656</b>	<b>292</b>	<b>948</b>	<b>38.0</b>	<b>251.0</b>	<b>79</b>	<b>114</b>	<b>20 (483)</b>	<b>95</b>	<b>16</b>	<b>12</b>
<b>Opponents</b>	<b>691</b>	<b>306</b>	<b>997</b>	<b>26.0</b>	<b>108.0</b>	<b>75</b>	<b>80</b>	<b>13 (120)</b>	<b>69</b>	<b>11</b>	<b>9</b>

**MISCELLANEOUS TACKLES:** A.Johnson 4, B.Jones 3, D.Johnson 2, C.Fiedorowicz 1, A.Foster 1, G.Graham 1, R.Griffin 1, D.Hopkins 1, K.Martin 1, C.Myers 1  
**MISCELLANEOUS FUMBLE RECOVERIES:** R.Fitzpatrick 4, D.Hopkins 2, A.Blue 1, T.Savage 1

## IMPACT STATISTICS

SACKS	Player	Sacks	Yards
J.Watt	20.5	140.0	
W.Mercilus	5.0	30.0	
J.Crick	3.5	20.0	
B.Reed	3.0	19.0	
J.Simon	1.5	5.0	
T.Jamison	1.5	14.0	
D.Swearinger	1.0	8.0	
A.Dent	1.0	7.0	
<u>B.Cushing</u>	<u>1.0</u>	<u>8.0</u>	
<b>Totals</b>	<b>38.0</b>	<b>251.0</b>	

INTERCEPTIONS	Player	Int	Yards	Long
A.Bouye	3	120	51t	
K.Jackson	3	97	65	
J.Rolle	3	25	13	
J.Joseph	2	85	60t	
K.Lewis	2	32	27t	
D.Swearinger	2	31	25	
J.Watt	1	80	80t	
J.Tuggle	1	8	8	
B.Reed	1	5	5	
M.Mohamed	1	0	0	
D.Morris	1	0	0	
<b>Totals</b>	<b>20</b>	<b>483</b>	<b>80t</b>	

FUMBLES FORCED AND RECOVERED	Player	FF	FR
J.Watt	4	5	
J.Joseph	2	2	
K.Lewis	3	1	
D.Swearinger	3	1	
A.Bouye	1	1	
T.Jamison	0	1	
J.Tuggle	0	1	
W.Mercilus	2	0	
<u>B.Cushing</u>	<u>1</u>	<u>0</u>	
<b>Totals</b>	<b>16</b>	<b>12</b>	

## SPECIAL TEAMS STATISTICS

TACKLES	Solo	Asst	Total	Blocked PAT	Blocked Punt	Blocked FG	FF	FR
J.Tarpinian	7	5	12	0	0	0	1	0
A.Dent	5	6	11	0	0	0	0	0
M.Mohamed	8	1	9	0	0	0	0	0
D.Manning	7	2	9	0	0	0	0	1
J.Grimes	5	1	6	0	0	0	0	0
A.Bouye	5	0	5	0	0	0	0	0
E.Pleasant	4	1	5	0	0	0	0	0
A.Blue	3	1	4	0	1	0	0	1
J.Rolle	3	1	4	0	0	0	0	0
J.Simon	3	0	3	0	0	0	0	0
A.Hal	3	0	3	0	0	0	0	0
J.Prosch	1	2	3	0	0	0	0	0
J.Tuggle	2	1	3	0	0	0	0	0
E.Mack	2	0	2	0	0	0	0	0
J.Weeks	2	0	2	0	0	0	0	0
A.Denham	2	0	2	0	0	0	0	0
D.Morris	1	0	1	0	0	0	0	0
M.Bullough	1	0	1	0	0	0	0	0
Z.Diles	1	0	1	0	0	0	0	0
R.Griffin	1	0	1	0	0	0	0	0
R.Bullock	1	0	1	0	0	0	0	0
R.Sapp	0	1	1	0	0	0	0	0
D.Johnson	0	0	0	0	0	0	0	1
J.Watt	0	0	0	1	0	0	0	0
<b>TEXANS</b>	<b>67</b>	<b>22</b>	<b>89</b>	<b>1</b>	<b>1</b>	<b>0</b>	<b>1</b>	<b>3</b>
<b>Opponents</b>	<b>50</b>	<b>19</b>	<b>69</b>	<b>0</b>	<b>1</b>	<b>2</b>	<b>0</b>	<b>0</b>

## QUARTERBACK HITS

Player	QBH
J.Watt	50
W.Mercilus	11
J.Crick	11
B.Reed	10
B.Cushing	9
J.Simon	6
A.Dent	6
D.Swearinger	3
T.Jamison	3
K.Lewis	1
K.Jackson	1
M.Mohamed	1
J.Tuggle	1
<u>D.Manning</u>	<u>1</u>
<b>Totals</b>	<b>114</b>

## PASSES DEFENSED

Player	PD
J.Joseph	11
J.Watt	10
A.Bouye	10
K.Jackson	9
D.Morris	7
M.Mohamed	6
K.Lewis	6
D.Swearinger	6
J.Crick	6
B.Reed	4
J.Rolle	4
A.Hal	4
R.Pickett	3
D.Manning	2
B.Cushing	2
J.Tuggle	2
J.Simon	1
E.Pleasant	1
J.Powe	1
<b>Totals</b>	<b>95</b>

## TACKLES FOR LOSS

Player	TFL
J.Watt	29
W.Mercilus	9
J.Crick	6
B.Reed	5
K.Lewis	4
K.Jackson	4
D.Swearinger	3
J.Clowney	3
M.Mohamed	2
A.Dent	2
J.Simon	2
B.Cushing	1
J.Joseph	1
A.Bouye	1
J.Tuggle	1
D.Manning	1
J.Pagan	1
D.Morris	1
T.Jamison	1
J.Powe	1
<u>J.Rolle</u>	<u>1</u>
<b>Totals</b>	<b>79</b>



# 2015 FINAL STATISTICS (9-7)



## DEFENSIVE STATISTICS

PLAYER	Solo	Asst	Total	Sk	Sk Yds	TFL	QBH	Int	PD	FF	FR
B.Cushing	63	47	110	0.0	0.0	4	2	0	3	1	0
J.Watt	57	19	76	17.5	117.5	29	50	0	8	3	1
Q.Demps	35	26	61	0.5	6.5	1	1	1	6	1	2
K.Jackson	52	6	58	0.0	0.0	1	0	2	6	1	1
J.Joseph	48	10	58	0.0	0.0	1	0	1	22	1	1
B.McKinney	35	23	58	1.0	11.0	7	2	0	0	0	0
K.Johnson	47	5	52	0.0	0.0	3	0	1	9	0	0
W.Mercilus	32	18	50	12.0	60.0	14	16	0	2	1	1
J.Simon	36	13	49	5.0	28.0	3	11	0	0	0	0
J.Crick	28	20	48	2.0	14.0	3	9	0	2	1	2
J.Clowney	27	13	40	4.5	43.5	8	8	0	6	1	0
A.Hal	26	8	34	0.0	0.0	1	0	4	10	0	0
E.Pleasant	18	10	28	0.5	6.5	0	1	2	6	0	0
V.Wilfork	6	16	22	0.0	0.0	0	0	0	0	0	0
R.Moore	10	6	16	0.0	0.0	0	0	1	2	0	0
M.Bullough	10	6	16	0.0	0.0	1	0	0	0	0	0
A.Bouye	14	0	14	0.0	0.0	0	0	2	6	0	0
C.James	7	7	14	0.0	0.0	1	0	0	1	0	0
J.Tuggle	10	3	13	0.0	0.0	1	0	0	0	0	1
A.Dent	7	3	10	0.0	0.0	1	2	0	0	0	0
D.Morris	6	2	8	0.0	0.0	0	0	0	0	0	0
C.Covington	5	3	8	2.0	24.0	4	4	0	0	0	0
B.Dunn	4	3	7	0.0	0.0	0	0	0	0	0	0
K.Drummond	4	0	4	0.0	0.0	0	0	0	0	0	0
L.Ballentine	3	0	3	0.0	0.0	0	0	0	1	0	0
J.Rolle	0	2	2	0.0	0.0	0	0	0	0	0	0
J.Pagan	0	1	1	0.0	0.0	0	0	0	0	0	0
<b>TEXANS</b>	<b>590</b>	<b>270</b>	<b>860</b>	<b>45.0</b>	<b>311.0</b>	<b>83</b>	<b>106</b>	<b>14</b>	<b>90</b>	<b>10</b>	<b>9</b>
<b>Opponents</b>	<b>644</b>	<b>362</b>	<b>1006</b>	<b>36.0</b>	<b>246.0</b>	<b>65</b>	<b>86</b>	<b>12</b>	<b>89</b>	<b>15</b>	<b>8</b>

**MISCELLANEOUS TACKLES:** D.Hopkins 4, D.Newton 3, B.Brooks 2, K.Mumphery 1, J.Prosch 1, B.Jones 1, D.Brown 1, G.Graham 1, N.Washington 1

**MISCELLANEOUS FUMBLE RECOVERIES:** D.Newton 2, C.Clark 2, G.Graham 1, X.Su'a-Filo 1, K.Lamm 1, J.Grimes 1, B.Hoyer 1

## SPECIAL TEAMS STATISTICS

PLAYER	Solo	Asst	Total	FF	FR	Blocked		
						FG	PAT	Punt
B.Peters	11	6	17	0	0	0	0	0
M.Bullough	6	8	14	0	0	0	0	0
K.Drummond	8	2	10	1	0	0	0	0
E.Pleasant	6	2	8	0	1	0	0	0
A.Dent	8	0	8	0	0	0	0	0
J.Weeks	6	2	8	0	1	0	0	0
J.Prosch	5	3	8	0	0	0	0	0
D.Morris	5	2	7	0	0	0	0	0
B.McKinney	2	3	5	0	0	0	0	0
C.James	5	0	5	0	0	0	0	0
J.Tuggle	1	4	5	0	0	0	0	0
J.Simon	3	1	4	0	1	0	0	0
K.Mumphery	4	0	4	0	3	0	0	0
A.Blue	3	1	4	1	0	0	0	0
K.Johnson	1	1	2	0	0	0	0	0
W.Mercilus	0	2	2	0	1	0	0	0
A.Hal	1	1	2	0	0	0	0	0
A.Bouye	1	1	2	0	0	0	0	0
C.Thompson	2	0	2	0	0	0	0	0
N.Novak	1	0	1	0	0	0	0	0
C.Moore	1	0	1	0	0	0	0	0
C.Polk	1	0	1	0	0	0	0	0
J.Crick	0	0	0	0	0	1	0	0
<b>TEXANS</b>	<b>81</b>	<b>39</b>	<b>120</b>	<b>2</b>	<b>7</b>	<b>1</b>	<b>0</b>	<b>0</b>
<b>Opponents</b>	<b>66</b>	<b>19</b>	<b>85</b>	<b>3</b>	<b>4</b>	<b>0</b>	<b>0</b>	<b>0</b>

## DEFENSIVE LEADERS

SACKS		
Player	Sacks	Yards
J.Watt	17.5	117.5
W.Mercilus	12.0	60.0
J.Simon	5.0	28.0
J.Clowney	4.5	43.5
J.Crick	2.0	14.0
C.Covington	2.0	24.0
B.McKinney	1.0	11.0
Q.Demps	0.5	6.5
E.Pleasant	0.5	6.5
<b>Totals</b>	<b>45.0</b>	<b>311.0</b>

INTERCEPTIONS			
Player	Int	Yards	Long
A.Hal	4	54	31t
K.Jackson	2	77	50
A.Bouye	2	9	9
E.Pleasant	2	-1	-1
K.Johnson	1	22	22
R.Moore	1	17	17
J.Joseph	1	2	2
Q.Demps	1	0	0
<b>Totals</b>	<b>14</b>	<b>180</b>	<b>50</b>

DEF. FUMBLES FORCED AND RECOVERED		
Player	FF	FR
J.Watt	3	1
J.Crick	1	2
Q.Demps	1	2
K.Jackson	1	1
J.Joseph	1	1
W.Mercilus	1	1
J.Clowney	1	0
B.Cushing	1	0
J.Tuggle	0	1
<b>Totals</b>	<b>10</b>	<b>9</b>

QUARTERBACK HITS	
Player	QBH
J.Watt	50
W.Mercilus	16
J.Simon	11
J.Crick	9
J.Clowney	8
C.Covington	4
B.McKinney	2
B.Cushing	2
A.Dent	2
Q.Demps	1
E.Pleasant	1
<b>Totals</b>	<b>106</b>

PASSES DEFENSED	
Player	PD
J.Joseph	22
A.Hal	10
K.Johnson	9
J.Watt	8
J.Clowney	6
E.Pleasant	6
Q.Demps	6
K.Jackson	6
A.Bouye	6
B.Cushing	3
W.Mercilus	2
R.Moore	2
J.Crick	2
C.James	1
L.Ballentine	1
<b>Totals</b>	<b>90</b>

TACKLES FOR LOSS	
Player	TFL
J.Watt	29
W.Mercilus	14
J.Clowney	8
B.McKinney	7
B.Cushing	4
C.Covington	4
K.Johnson	3
J.Simon	3
J.Crick	3
A.Hal	1
J.Joseph	1
Q.Demps	1
K.Jackson	1
J.Tuggle	1
C.James	1
M.Bullough	1
A.Dent	1
<b>Totals</b>	<b>83</b>

# 2015 POSTSEASON STATISTICS (0-1)



Date	W/L	Score	Opponent	Attendance
1/9/2016	L	0-30	Kansas City Chiefs	71,800

TEXANS STATISTICS	TEXANS	Opponents
TOTAL FIRST DOWNS	14	18
Rushing	3	8
Passing	10	8
Penalty	1	2
3rd Down: Made/Att	6/14	4/11
3rd Down Pct.	42.9%	36.4%
4th Down: Made/Att	0/1	0/0
4th Down Pct.	0.0%	0.0
POSSESSION AVG.	25:35	34:25
TOTAL NET YARDS	226	314
Avg. Per Game	226.0	314.0
Total Plays	62	62
Avg. Per Play	3.6	5.1
NET YARDS RUSHING	114	141
Avg. Per Game	114.0	141.0
Total Rushes	25	37
NET YARDS PASSING	112	173
Avg. Per Game	112.0	173.0
Sacked/Yards Lost	3/24	3/17
Gross Yards	136	190
Attempts/Completions	34/15	22/17
Completion Pct.	44.1%	77.3%
Had Intercepted	4	1
PUNTS/AVERAGE	5/45.6	4/45.3
NET PUNTING AVG.	38.8	45.3
PENALTIES/YARDS	4/29	5/52
FUMBLES/BALL LOST	2/1	0/0
TOUCHDOWNS	0	3
Rushing	0	1
Passing	0	1
Returns	0	1

SCORE BY PERIODS	1	2	3	4	OT	Total
TEXANS	0	0	0	0	0	0
Opponents	7	6	7	10	0	30

SCORING	TD	Ru	Pa	Rt	PAT	FG	2PT	TP
TEXANS	0	0	0	0	0/0	0/0	0	0
Opponents	3	1	1	1	3/3	3/3	0	30

2-Pt. Conversions: TEXANS 0/0, Opponents 0/0

SACKS: W.Mercilus 3.0 TEXANS: 3.0, Opponents: 3.0

FUMBLES LOST: B.Hoyer 1 TEXANS: 1

OPP. FUMBLE RECOVERIES: TEXANS: 0

RUSHING	No.	Yds	Avg	Long	TD
A.Blue	17	99	5.8	49	0
J.Grimes	4	15	3.8	8	0
J.Prosch	1	2	2.0	2	0
A.Hunt	1	0	0.0	0	0
B.Hoyer	1	-1	-1.0	-1	0
J.Watt	1	-1	-1.0	-1	0
<b>TEXANS</b>	<b>25</b>	<b>114</b>	<b>4.6</b>	<b>49</b>	<b>0</b>
<b>Opponents</b>	<b>37</b>	<b>141</b>	<b>3.8</b>	<b>23</b>	<b>1</b>

RECEIVING	No.	Yds	Avg	Long	TD
D.Hopkins	6	69	11.5	17	0
R.Griffin	3	29	9.7	15	0
J.Grimes	2	12	6.0	8	0
J.Strong	1	17	17.0	17	0
C.Shorts	1	5	5.0	5	0
N.Washington	1	3	3.0	3	0
C.Fiedorowicz	1	1	1.0	1	0
A.Blue	0	0	0	0	0
<b>TEXANS</b>	<b>15</b>	<b>136</b>	<b>9.1</b>	<b>17</b>	<b>0</b>
<b>Opponents</b>	<b>17</b>	<b>190</b>	<b>11.2</b>	<b>48</b>	<b>1</b>

INTERCEPTIONS	No.	Yds	Avg	Long	TD
B.Cushing	1	0	0.0	0	0
<b>TEXANS</b>	<b>1</b>	<b>0</b>	<b>0.0</b>	<b>0</b>	<b>0</b>
<b>Opponents</b>	<b>4</b>	<b>35</b>	<b>8.8</b>	<b>20</b>	<b>0</b>

PUNTING	No.	Yds	Avg	Net	TB	In	Lg	B
S.Lechler	5	228	45.6	38.8	0	1	53	0
<b>TEXANS</b>	<b>5</b>	<b>228</b>	<b>45.6</b>	<b>38.8</b>	<b>0</b>	<b>1</b>	<b>53</b>	<b>0</b>
<b>Opponents</b>	<b>4</b>	<b>181</b>	<b>45.3</b>	<b>45.3</b>	<b>0</b>	<b>3</b>	<b>56</b>	<b>0</b>

PUNT RETURNS	Ret	FC	Yds	Avg	Long	TD
K.Mumphery	0	3	0	0	0	0
<b>TEXANS</b>	<b>0</b>	<b>3</b>	<b>0</b>	<b>0</b>	<b>0</b>	<b>0</b>
<b>Opponents</b>	<b>4</b>	<b>1</b>	<b>34</b>	<b>8.5</b>	<b>14</b>	<b>0</b>

KICKOFF RETURNS	No.	Yds	Avg	Long	TD
<b>TEXANS</b>	<b>0</b>	<b>0</b>	<b>0.0</b>	<b>0</b>	<b>0</b>
<b>Opponents</b>	<b>1</b>	<b>106</b>	<b>106.0</b>	<b>106t</b>	<b>1</b>

FIELD GOALS	1-19	20-29	30-39	40-49	50+
<b>TEXANS</b>	<b>0/0</b>	<b>0/0</b>	<b>0/0</b>	<b>0/0</b>	<b>0/0</b>
<b>Opponents</b>	<b>0/0</b>	<b>0/0</b>	<b>1/1</b>	<b>2/2</b>	<b>0/0</b>

PASSING	Att	Comp	Yds	Cmp%	Yds/Att	TD	TD%	Int	Int%	Long	Sack/Lost	Rating
B.Hoyer	34	15	136	44.1%	4.0	0	0.0%	4	11.8%	17	3/24	15.9
<b>TEXANS</b>	<b>34</b>	<b>15</b>	<b>136</b>	<b>44.1%</b>	<b>4.0</b>	<b>0</b>	<b>0.0%</b>	<b>4</b>	<b>11.8%</b>	<b>17</b>	<b>3/24</b>	<b>15.9</b>
<b>Opponents</b>	<b>22</b>	<b>17</b>	<b>190</b>	<b>77.3%</b>	<b>8.6</b>	<b>1</b>	<b>4.5%</b>	<b>1</b>	<b>4.5%</b>	<b>48</b>	<b>3/17</b>	<b>98.7</b>

# 2015 POSTSEASON STATISTICS (1-1)



## DEFENSIVE STATISTICS

PLAYER	Solo	Asst	Total	Sk	Sk Yds	TFL	QBH	Int	PD	FF	FR
B.Cushing	9	4	13	0.0	0.0	0	0	1	1	0	0
B.McKinney	4	5	9	0.0	0.0	0	0	0	0	0	0
W.Mercilus	5	3	8	3.0	17.0	3	4	0	0	0	0
J.Simon	5	3	8	0.0	0.0	1	0	0	0	0	0
K.Jackson	6	1	7	0.0	0.0	0	0	0	1	0	0
Q.Demps	3	2	5	0.0	0.0	0	0	0	0	0	0
J.Crick	2	3	5	0.0	0.0	0	0	0	0	0	0
A.Hal	2	3	5	0.0	0.0	0	0	0	0	0	0
V.Wilfork	2	1	3	0.0	0.0	0	0	0	0	0	0
K.Johnson	2	1	3	0.0	0.0	0	0	0	0	0	0
J.Joseph	1	1	2	0.0	0.0	0	0	0	0	0	0
C.Covington	0	2	2	0.0	0.0	0	0	0	0	0	0
A.Bouye	1	0	1	0.0	0.0	0	0	0	0	0	0
B.Dunn	1	0	1	0.0	0.0	0	0	0	0	0	0
J.Watt	0	1	1	0.0	0.0	0	0	0	0	0	0
<b>TEXANS</b>	<b>43</b>	<b>30</b>	<b>73</b>	<b>3.0</b>	<b>17.0</b>	<b>4</b>	<b>4</b>	<b>1</b>	<b>2</b>	<b>0</b>	<b>0</b>
<b>Opponents</b>	<b>33</b>	<b>23</b>	<b>56</b>	<b>3.0</b>	<b>24.0</b>	<b>2</b>	<b>2</b>	<b>4</b>	<b>8</b>	<b>2</b>	<b>1</b>

MISCELLANEOUS TACKLES: B.Jones 2, D.Hopkins 1, N.Washington 1, R.Griffin 1.

MISCELLANEOUS FUMBLE RECOVERIES: B.Hoyer 1.

## SPECIAL TEAMS STATISTICS

PLAYER	Solo	Asst	Total	FF	FR	Blocked		
						FG	PAT	Punt
D.Morris	1	0	1	0	0	0	0	0
A.Dent	1	0	1	0	0	0	0	0
A.Blue	1	0	1	0	0	0	0	0
B.Peters	0	1	1	0	0	0	0	0
K.Drummond	0	1	1	0	0	0	0	0
<b>TEXANS</b>	<b>3</b>	<b>2</b>	<b>5</b>	<b>0</b>	<b>0</b>	<b>0</b>	<b>0</b>	<b>0</b>
<b>Opponents</b>	<b>0</b>	<b>0</b>	<b>0</b>	<b>0</b>	<b>0</b>	<b>0</b>	<b>0</b>	<b>0</b>

## DEFENSIVE LEADERS

### SACKS

Player	Sacks	Yards
W.Mercilus	3.0	17.0
<b>Totals</b>	<b>3.0</b>	<b>17.0</b>

### INTERCEPTIONS

Player	Int	Yards	Long
B.Cushing	1	0	0
<b>Totals</b>	<b>1</b>	<b>0</b>	<b>0</b>

### DEF. FUMBLES FORCED AND RECOVERED

Player	FF	FR
None		
<b>Totals</b>	<b>0</b>	<b>0</b>

### QUARTERBACK HITS

Player	QBH
W.Mercilus	4
<b>Totals</b>	<b>4</b>

### PASSES DEFENSED

Player	PD
B.Cushing	1
K.Jackson	1
<b>Totals</b>	<b>2</b>

### TACKLES FOR LOSS

Player	TFL
W.Mercilus	3
J.Simon	1
<b>Totals</b>	<b>4</b>

# 2016 FINAL STATISTICS (9-7)



Date	W/L	Score	Opponent	Attendance
9/11/2016	W	23-14	Chicago Bears	71,933
9/18/2016	W	19-12	Kansas City Chiefs	71,890
9/22/2016	L	0-27	at New England Patriots	66,829
10/2/2016	W	27-20	Tennessee Titans	71,815
10/9/2016	L	13-31	at Minnesota Vikings	66,683
10/16/2016	W	26-23	Indianapolis Colts	71,891
10/24/2016	L	9-27	at Denver Broncos	76,865
10/30/2016	W	20-13	Detroit Lions	71,882
11/13/2016	W	24-21	at Jacksonville Jaguars	62,091
11/21/2016	L	20-27	at Oakland Raiders (Mexico City)	76,473
11/27/2016	L	13-21	San Diego Chargers	71,897
12/4/2016	L	13-21	at Green Bay Packers	77,867
12/11/2016	W	22-17	at Indianapolis Colts	65,250
12/18/2016	W	21-20	Jacksonville Jaguars	71,803
12/24/2016	W	12-10	Cincinnati Bengals	71,836
1/1/2017	L	17-24	at Tennessee Titans	65,205

TEXANS STATISTICS		TEXANS	Opponents
TOTAL FIRST DOWNS			
Rushing		102	87
Passing		173	157
Penalty		30	28
3rd Down: Made/Att		87/233	82/213
3rd Down Pct.		39.1%	23.1%
4th Down: Made/Att		9/23	3/13
4th Down Pct.		31.6%	58.3%
POSSESSION AVG.		31:20	28:40
TOTAL NET YARDS		5035	4821
Avg. Per Game		314.7	301.3
Total Plays		1071	950
Avg. Per Play		4.7	5.1
NET YARDS RUSHING		1859	1595
Avg. Per Game		116.2	99.7
Total Rushes		456	397
NET YARDS PASSING		3176	3226
Avg. Per Game		198.5	201.6
Sacked/Yards Lost		32/242	31/198
Gross Yards		3418	3424
Attempts/Completions		583/347	522/319
Completion Pct.		59.5%	61.1%
Had Intercepted		16	11
PUNTS/AVERAGE		72/47.5	84/46.0
NET PUNTING AVG.		40.1	39.7
PENALTIES/YARDS		87/868	114/950
FUMBLES/BALL LOST		20/8	15/6
TOUCHDOWNS		25	36
Rushing		8	13
Passing		15	20
Returns		2	3

SCORE BY PERIODS	1	2	3	4	OT	Total
TEXANS	47	74	65	90	3	279
Opponents	54	118	44	112	0	328

SCORING	TD	Ru	Pa	Rt	PAT	FG	2PT	TP
N.Novak	0	0	0	0	22/25	35/41	0	127
L.Miller	6	5	1	0	0/0	0/0	0	36
D.Hopkins	4	0	4	0	0/0	0/0	0	24
C.Fiedorowicz	4	0	4	0	0/0	0/0	0	24
W.Fuller V	3	0	2	1	0/0	0/0	0	18
B.Osweiler	2	2	0	0	0/0	0/0	0	12
R.Griffin	2	0	2	0	0/0	0/0	0	12
K.Jackson	1	0	0	1	0/0	0/0	0	6
S.Anderson	1	0	1	0	0/0	0/0	0	6
B.Miller	1	0	1	0	0/0	0/0	0	6
A.Blue	1	1	0	0	0/0	0/0	0	6
TEXANS	25	8	15	2	22/25	35/41	0	279
Opponents	36	13	20	3	35/35	25/29	1	328

2-Pt. Conversions: TEXANS: 0/0, Opponents: 1/1

SACKS: W.Mercilus 7.5, J.Clowney 6.0, B.McKinney 5.0, J.Simon 3.5, J.Heath 2.0, J.Watt 1.5, D.Reader 1.0, A.Hal 1.0, A.Bouye 1.0, U.Kamalu 1.0, C.Covington 1.0, A.Smith 0.5  
**TEXANS: 31.0, Opponents: 31.0**

FUMBLES LOST: T.Ervin 2, L.Miller 1, B.Osweiler 1, R.Griffin 1, C.James 1, T.Savage 1, A.Blue 1 **TEXANS: 8**

OPP. FUMBLE RECOVERIES: W.Mercilus 4, K.Johnson 1, J.Watt 1 **TEXANS: 6**

RUSHING	No.	Yds	Avg	Long	TD
L.Miller	268	1073	4.0	45	5
A.Blue	100	420	4.2	25	1
B.Osweiler	30	131	4.4	21	2
A.Hunt	20	109	5.5	19	0
J.Grimes	23	105	4.6	14	0
T.Savage	6	12	2.0	11	0
J.Prosch	4	9	2.3	5	0
T.Ervin	1	3	3.0	3	0
B.Miller	3	0	0.0	1	0
W.Fuller	1	-3	-3.0	-3	0
TEXANS	456	1859	4.1	45	8
Opponents	397	1595	4.0	41t	13

RECEIVING	No.	Yds	Avg	Long	TD
D.Hopkins	78	954	12.2	51	4
C.Fiedorowicz	54	559	10.4	26t	4
R.Griffin	50	442	8.8	45	2
W.Fuller V	47	635	13.5	53	2
L.Miller	31	188	6.1	16	1
B.Miller	15	99	6.6	12t	1
J.Strong	14	131	9.4	36	0
J.Grimes	13	94	7.2	15	0
A.Blue	12	40	3.3	12	0
S.Anderson	11	93	8.5	14	1
K.Mumphery	10	69	6.9	11	0
W.Williams	4	75	18.8	32	0
A.Hunt	3	29	9.7	24	0
T.Ervin	3	18	6.0	9	0
J.Prosch	1	6	6.0	6	0
B.Osweiler	1	-14	-14.0	-6	0
TEXANS	347	3418	9.9	53	1
Opponents	319	3424	10.7	86t	20

INTERCEPTIONS	No.	Yds	Avg	Long	TD
Q.Demps	6	54	9.0	19	0
A.Hal	2	36	18.0	24	0
K.Jackson	1	42	42.0	42t	1
A.Bouye	1	0	0.0	0	0
R.Nelson Jr.	1	0	0.0	0	0
TEXANS	11	132	12.0	42t	1
Opponents	16	165	10.3	35	0

PUNTING	No.	Yds	Avg	Net	TB	In	Lg	B
S.Lechler	72	3423	47.5	40.1	3	30	62	0
TEXANS	72	3423	47.5	40.1	3	30	62	0
Opponents	84	3861	46.0	39.7	5	34	71	0

PUNT RETURNS	Ret	FC	Yds	Avg	Long	TD
T.Ervin	27	23	261	9.7	57	0
W.Fuller V	11	6	165	15.0	67t	1
B.Miller	1	0	1	1.0	1	0
TEXANS	39	29	427	10.9	67t	1
Opponents	48	13	477	9.9	79t	1

KICKOFF RETURNS	No.	Yds	Avg	Long	TD
T.Ervin	14	263	18.8	33	0
A.Hunt	9	194	21.6	39	0
B.Miller	3	41	13.7	17	0
W.Fuller V	2	31	15.5	19	0
C.James	1	18	18.0	18	0
J.Prosch	1	10	10.0	10	0
TEXANS	30	557	18.6	39	0
Opponents	48	1135	23.6	100t	1

FIELD GOALS	1-19	20-29	30-39	40-49	50+
N.Novak	1/1	12/12	11/11	8/11	3/6
TEXANS	1/1	12/12	11/11	8/11	3/6
Opponents	2/2	6/6	8/8	6/8	3/5

PASSING	Att	Comp	Yds	Cmp%	Yds/Att	TD	TD%	Int	Int%	Long	Sack/Lost	Rating
B.Osweiler	510	301	2957	59.0%	5.8	15	2.9%	16	3.1%	53	27/206	72.2
T.Savage	73	46	461	63.0%	6.3	0	0.0%	0	0.0%	32	5/36	80.9
TEXANS	583	347	3418	59.5%	5.9	15	2.6%	16	2.7%	53	32/242	73.3
Opponents	522	319	3424	61.1%	6.6	20	3.8%	11	2.1%	86t	31/198	84.3

# 2016 FINAL STATISTICS (9-7)



## DEFENSIVE STATISTICS

PLAYER	Solo	Asst	Total	Sk	Sk Yds	TFL	QBH	Int	PD	FF	FR
B. McKinney	79	50	129	5.0	31.0	8	11	0	2	1	0
B. Cushing	38	27	65	0.0	0.0	2	2	0	1	0	0
K. Jackson	51	11	62	0.0	0.0	3	0	1	4	0	0
A. Bouye	48	14	62	1.0	6.0	2	1	1	16	0	0
Q. Demps	38	17	55	0.0	0.0	1	1	6	9	1	0
W. Mercilus	36	17	53	7.5	56.5	13	22	0	1	1	4
J. Clowney	40	12	52	6.0	45.0	16	17	0	2	1	0
J. Simon	32	19	51	3.5	19.0	4	10	0	2	1	0
A. Hal	31	15	46	1.0	7.0	2	1	2	7	0	0
J. Joseph	38	7	45	0.0	0.0	0	0	0	9	1	0
C. Covington	16	10	26	1.0	2.0	2	2	0	1	0	0
C. Moore	18	5	23	0.0	0.0	0	0	0	3	0	0
D. Reader	7	15	22	1.0	8.0	2	2	0	1	0	0
K. Johnson	18	3	21	0.0	0.0	1	0	0	3	0	1
V. Wilfork	9	12	21	0.0	0.0	2	3	0	1	0	0
M. Bullough	14	5	19	0.0	0.0	2	0	0	0	0	0
E. Pleasant	14	3	17	0.0	0.0	1	1	0	5	0	0
C. James	10	2	12	0.0	0.0	0	0	0	1	0	0
B. Scarlett	3	7	10	0.0	0.0	1	0	0	0	0	0
R. Nelson Jr.	8	1	9	0.0	0.0	0	0	1	2	0	0
D. Rice	6	3	9	0.0	0.0	0	0	0	0	0	0
J. Heath	5	3	8	2.0	11.0	2	4	0	0	0	0
J. Watt	1	7	8	1.5	5.0	1	5	0	0	0	1
U. Kamalu	3	2	5	1.0	4.0	2	1	0	0	0	0
A. Smith	3	1	4	0.5	3.5	0	6	0	0	0	0
A. Dent	3	1	4	0.0	0.0	0	0	0	0	0	0
B. Dunn	3	0	3	0.0	0.0	0	0	0	0	0	0
D. Still	2	1	3	0.0	0.0	0	0	0	0	0	0
K. Dillon	1	1	2	0.0	0.0	0	0	0	0	0	0
B. Peters	1	0	1	0.0	0.0	1	0	0	0	0	0
<b>TEXANS</b>	<b>576</b>	<b>271</b>	<b>847</b>	<b>31.0</b>	<b>198.0</b>	<b>68</b>	<b>89</b>	<b>11</b>	<b>70</b>	<b>6</b>	<b>6</b>
<b>Opponents</b>	<b>642</b>	<b>333</b>	<b>975</b>	<b>31.0</b>	<b>242.0</b>	<b>61</b>	<b>99</b>	<b>16</b>	<b>87</b>	<b>12</b>	<b>5</b>

**MISCELLANEOUS TACKLES:** D. Hopkins 6, W. Fuller V 4, L. Miller 2, R. Griffin 2, S. Anderson 2, J. Grimes 1, O. Aboushi 1, X. Su'a-Filo 1

**MISCELLANEOUS FUMBLE RECOVERIES:** L. Miller 2, B. Osweiler 2, A. Hunt 1, C. Clark 1

## SPECIAL TEAMS STATISTICS

PLAYER	Solo	Asst	Total	FF	FR	Blocked			
						FR	FG	PAT	Punt
R. Nelson Jr.	9	2	11	0	1	0	0	0	0
D. Jones	9	2	11	0	0	0	0	0	0
B. Peters	6	4	10	0	0	0	0	0	0
C. Moore	7	2	9	0	0	0	0	0	0
A. Dent	6	1	7	0	0	0	0	0	0
J. Grimes	6	1	7	1	0	0	0	0	0
A. Hunt	5	2	7	0	0	0	0	0	0
A. Blue	6	0	6	0	0	0	0	0	0
M. Bullough	5	1	6	0	0	0	0	0	0
C. James	6	0	6	0	0	0	0	0	0
T. Ervin	3	1	4	0	0	0	0	0	0
K. Johnson	4	0	4	0	0	0	0	0	0
J. Prosch	3	1	4	0	0	0	0	0	0
B. Scarlett	3	0	3	0	0	0	0	0	0
K. Dillon	3	0	3	0	0	0	0	0	0
E. Pleasant	2	1	3	0	0	0	0	0	0
J. Weeks	2	0	2	0	0	0	0	0	0
A. Hal	1	1	2	0	0	0	0	0	0
K. Humphrey	1	1	2	0	0	0	0	0	0
S. Lechler	1	1	2	0	0	0	0	0	0
S. Anderson	1	0	1	0	0	0	0	0	0
A. Bouye	0	1	1	0	0	0	0	0	0
N. Novak	1	0	1	0	0	0	0	0	0
W. Williams	0	0	0	0	1	0	0	0	0
<b>TEXANS</b>	<b>90</b>	<b>22</b>	<b>112</b>	<b>1</b>	<b>2</b>	<b>0</b>	<b>0</b>	<b>0</b>	<b>0</b>
<b>Opponents</b>	<b>58</b>	<b>22</b>	<b>80</b>	<b>3</b>	<b>5</b>	<b>0</b>	<b>1</b>	<b>0</b>	<b>0</b>

## DEFENSIVE LEADERS

SACKS Player	Sacks	Yards
W. Mercilus	53.0	7.5
J. Clowney	52.0	6.0
B. McKinney	129.0	5.0
J. Simon	51.0	3.5
J. Heath	8.0	2.0
J. Watt	8.0	1.5
A. Bouye	62.0	1.0
A. Hal	46.0	1.0
C. Covington	26.0	1.0
D. Reader	22.0	1.0
U. Kamalu	5.0	1.0
A. Smith	4.0	0.5
<b>Totals</b>	<b>31.0</b>	<b>198.0</b>

INTERCEPTIONS Player	Int	Yards	Long
Q. Demps	6	54	19
A. Hal	2	36	24
A. Bouye	1	0	0
K. Jackson	1	42	42t
R. Nelson Jr.	1	0	0
<b>Totals</b>	<b>11</b>	<b>132</b>	<b>42t</b>

DEF. FUMBLES FORCED AND RECOVERED Player	FF	FR
B. McKinney	1	0
Q. Demps	1	0
J. Simon	1	0
J. Joseph	1	0
W. Mercilus	1	4
J. Clowney	1	0
J. Watt	0	1
K. Johnson	0	1
<b>Totals</b>	<b>6</b>	<b>6</b>

QUARTERBACK HITS Player	QBH
W. Mercilus	22
J. Clowney	17
B. McKinney	11
J. Simon	10
A. Smith	6
J. Watt	5
J. Heath	4
V. Wilfork	3
B. Cushing	2
C. Covington	2
D. Reader	2
A. Bouye	1
Q. Demps	1
A. Hal	1
E. Pleasant	1
U. Kamalu	1
<b>Totals</b>	<b>89</b>

PASSES DEFENSED Player	PD
A. Bouye	16
Q. Demps	9
J. Joseph	9
A. Hal	7
E. Pleasant	5
K. Jackson	4
C. Moore	3
K. Johnson	3
B. McKinney	2
J. Clowney	2
J. Simon	2
R. Nelson Jr.	2
B. Cushing	1
W. Mercilus	1
C. Covington	1
D. Reader	1
V. Wilfork	1
C. James	1
<b>Totals</b>	<b>70</b>

TACKLES FOR LOSS Player	TFL
J. Clowney	16
W. Mercilus	13
B. McKinney	8
J. Simon	4
K. Jackson	3
B. Cushing	2
A. Bouye	2
A. Hal	2
C. Covington	2
D. Reader	2
V. Wilfork	2
M. Bullough	2
J. Heath	2
U. Kamalu	2
Q. Demps	1
K. Johnson	1
E. Pleasant	1
B. Scarlett	1
J. Watt	1
B. Peters	1
<b>Totals</b>	<b>68</b>



# 2016 POSTSEASON STATISTICS (1-1)



Date	W/L	Score	Opponent	Attendance
1/7/2017	W	27-14	Oakland Raiders	71,790
1/14/2017	L	16-34	at New England Patriots	66,829

	TEXANS	Opponents
<b>TEXANS STATISTICS</b>		
TOTAL FIRST DOWNS	33	36
Rushing	11	9
Passing	17	23
Penalty	5	4
3rd Down: Made/Att	7/31	7/30
3rd Down Pct.	22.6%	23.3%
4th Down: Made/Att	0/0	1/2
4th Down Pct.	0.0%	50.0%
POSSESSION AVG.	33:00	27:01
TOTAL NET YARDS	576	580
Avg. Per Game	288.0	290.0
Total Plays	135	136
Avg. Per Play	4.3	4.3
NET YARDS RUSHING	228	162
Avg. Per Game	114.0	81.0
Total Rushes	67	48
NET YARDS PASSING	348	418
Avg. Per Game	174.0	209.0
Sacked/Yards Lost	3/17	5/30
Gross Yards	365	448
Attempts/Completions	65/37	83/36
Completion Pct.	56.9%	43.4%
Had Intercepted	3	5
PUNTS/AVERAGE	17/44.4	16/43.6
NET PUNTING AVG.	36.4	38.8
PENALTIES/YARDS	12/140	13/113
FUMBLES/BALL LOST	3/0	2/1
TOUCHDOWNS	4	6
Rushing	2	2
Passing	2	3
Returns	0	1

SCORE BY PERIODS	1	2	3	4	OT	Total
TEXANS	13	20	0	10	0	43
Opponents	21	3	7	17	0	48

SCORING	TD	Ru	Pa	Rt	PAT	FG	2PT	TP
N.Novak	0	0	0	0	4/4	5/5	0	19
L.Miller	1	1	0	0	0/0	0/0	0	6
B.Osweiler	1	1	0	0	0/0	0/0	0	6
D.Hopkins	1	0	1	0	0/0	0/0	0	6
C.Fiedorowicz	1	0	1	0	0/0	0/0	0	6
TEXANS	4	2	2	0	4/4	5/5	0	43
Opponents	6	2	3	1	6/6	2/2	0	48

2-Pt. Conversions: TEXANS: 0/0, Opponents: 0/0

SACKS: W.Mercilus 3.0, D.Reader 1.0, B.Cushing 1.0 TEXANS: 5.0, Opponents: 3.0

FUMBLES LOST: TEXANS: 0

OPP. FUMBLE RECOVERIES: E.Pleasant 1 TEXANS: 1

RUSHING	No.	Yds	Avg	Long	TD
L.Miller	50	147	2.9	19	1
J.Grimes	6	41	6.8	12	0
B.Osweiler	7	33	4.7	18	1
A.Blue	3	6	2.0	4	0
J.Prosch	1	1	1.0	1	0
TEXANS	67	228	3.4	19	2
Opponents	48	162	3.4	18	2

RECEIVING	No.	Yds	Avg	Long	TD
D.Hopkins	11	132	12.0	38	1
W.Fuller V	7	53	7.6	19	0
C.Fiedorowicz	5	71	14.2	18	1
J.Grimes	4	43	10.8	15	0
L.Miller	4	15	3.8	6	0
R.Griffin	3	29	9.7	13	0
A.Hunt	2	15	7.5	13	0
K.Mumphery	1	7	7.0	7	0
S.Anderson	0	0	0	0	0
TEXANS	37	365	9.9	38	2
Opponents	36	448	12.4	48	3

INTERCEPTIONS	No.	Yds	Avg	Long	TD
A.Bouye	2	13	6.5	7	0
C.Moore	1	20	20.0	20	0
A.Hal	1	6	6.0	6	0
J.Clowney	1	3	3.0	3	0
TEXANS	5	42	8.4	20	0
Opponents	3	58	19.3	31	0

PUNTING	No.	Yds	Avg	Net	TB	In	Lg	B
S.Lechler	17	755	44.4	36.4	2	7	63	0
TEXANS	17	755	44.4	36.4	2	7	63	0
Opponents	16	697	43.6	38.8	1	6	62	0

PUNT RETURNS	Ret	FC	Yds	Avg	Long	TD
T.Ervin	4	2	23	5.8	16	0
W.Fuller V	2	1	34	17.0	18	0
TEXANS	6	3	57	9.5	18	0
Opponents	10	5	96	9.6	37	0

KICKOFF RETURNS	No.	Yds	Avg	Long	TD
A.Hunt	3	57	19.0	22	0
A.Blue	1	15	15.0	15	0
T.Ervin	1	14	14.0	14	0
W.Fuller V	1	12	12.0	12	0
TEXANS	6	98	16.3	22	0
Opponents	6	185	30.8	98t	1

FIELD GOALS	1-19	20-29	30-39	40-49	50+
N.Novak	0/0	1/1	2/2	1/1	1/1
TEXANS	0/0	1/1	2/2	1/1	1/1
Opponents	1/1	0/0	0/0	1/1	0/0

PASSING	Att	Comp	Yds	Cmp%	Yds/Att	TD	TD%	Int	Int%	Long	Sack/Lost	Rating
B.Osweiler	65	37	365	56.9%	5.6	2	3.1%	3	4.6%	38	3/17	63.9
TEXANS	65	37	365	56.9%	5.6	2	3.1%	3	4.6%	38	3/17	63.9
Opponents	83	36	448	43.4%	5.4	3	3.6%	5	6.0%	48	5/30	47.7

# 2016 POSTSEASON STATISTICS (1-1)



## DEFENSIVE STATISTICS

PLAYER	Solo	Asst	Total	Sk	Sk Yds	TFL	QBH	Int	PD	FF	FR
J.Joseph	14	0	14	0.0	0.0	0	0	0	3	0	0
A.Hal	7	5	12	0.0	0.0	0	0	1	3	0	0
B.McKinney	6	6	12	0.0	0.0	0	0	0	2	0	0
W.Mercilus	7	4	11	3.0	20.0	4	5	0	1	0	0
K.Jackson	4	4	8	0.0	0.0	0	0	0	0	0	0
B.Cushing	3	5	8	1.0	4.0	2	1	0	0	0	0
C.Moore	6	1	7	0.0	0.0	0	0	1	3	0	0
A.Bouye	5	2	7	0.0	0.0	0	0	2	6	1	0
E.Pleasant	1	3	4	0.0	0.0	0	0	0	0	0	0
J.Clowney	3	0	3	0.0	0.0	1	2	1	2	0	0
R.Nelson Jr.	3	0	3	0.0	0.0	0	0	0	1	0	0
D.Reader	2	1	3	1.0	6.0	1	1	0	0	0	0
J.Heath	2	0	2	0.0	0.0	0	0	0	0	0	0
Q.Demps	2	0	2	0.0	0.0	0	0	0	0	0	0
C.Covington	1	1	2	0.0	0.0	0	2	0	0	0	0
A.Smith	1	0	1	0.0	0.0	1	0	0	0	0	0
A.Dent	0	1	1	0.0	0.0	0	0	0	0	0	0
V.Wilfork	0	1	1	0.0	0.0	0	0	0	0	0	0
<b>TEXANS</b>	<b>67</b>	<b>34</b>	<b>101</b>	<b>5.0</b>	<b>30.0</b>	<b>9</b>	<b>11</b>	<b>5</b>	<b>21</b>	<b>1</b>	<b>0</b>
<b>Opponents</b>	<b>79</b>	<b>47</b>	<b>126</b>	<b>3.0</b>	<b>17.0</b>	<b>9</b>	<b>6</b>	<b>3</b>	<b>12</b>	<b>0</b>	<b>0</b>

MISCELLANEOUS TACKLES: D.Hopkins 1, X.Su'a-Filo 1

MISCELLANEOUS FUMBLE RECOVERIES: B.Oswailer 1

## SPECIAL TEAMS STATISTICS

PLAYER	Solo	Asst	Total	FF	FR	Blocked		
						FG	PAT	Punt
A.Dent	1	2	3	1	0	0	0	0
C.Moore	2	0	2	0	0	0	0	0
B.Peters	2	0	2	0	0	0	0	0
D.Jones	2	0	2	0	0	0	0	0
S.Anderson	1	1	2	0	0	0	0	0
S.Lechler	1	0	1	0	0	0	0	0
J.Grimes	1	0	1	0	0	0	0	0
B.Scarlett	1	0	1	0	0	0	0	0
A.Hunt	1	0	1	0	0	0	0	0
E.Pleasant	0	0	0	0	2	0	0	0
T.Ervin	0	0	0	0	1	0	0	0
<b>TEXANS</b>	<b>12</b>	<b>3</b>	<b>15</b>	<b>1</b>	<b>3</b>	<b>0</b>	<b>0</b>	<b>0</b>
<b>Opponents</b>	<b>9</b>	<b>8</b>	<b>17</b>	<b>0</b>	<b>0</b>	<b>0</b>	<b>0</b>	<b>0</b>

## DEFENSIVE LEADERS

### SACKS

Player	Sacks	Yards
W.Mercilus	3.0	17.0
D.Reader	1.0	6.0
B.Cushing	1.0	4.0
<b>Totals</b>	<b>3.0</b>	<b>30.0</b>

### INTERCEPTIONS

Player	Int	Yards	Long
A.Bouye	2	13	7
J.Clowney	1	3	3
A.Hal	1	6	6
C.Moore	1	20	20
<b>Totals</b>	<b>5</b>	<b>42</b>	<b>20</b>

### DEF. FUMBLES FORCED AND RECOVERED

Player	FF	FR
A.Bouye	1	0
<b>Totals</b>	<b>1</b>	<b>0</b>

### QUARTERBACK HITS

Player	QBH
W.Mercilus	5
J.Clowney	2
C.Covington	2
B.Cushing	1
D.Reader	1
<b>Totals</b>	<b>11</b>

### PASSES DEFENSED

Player	PD
A.Bouye	6
J.Joseph	3
A.Hal	3
C.Moore	3
B.McKinney	2
J.Clowney	2
W.Mercilus	1
R.Nelson Jr.	1
<b>Totals</b>	<b>21</b>

### TACKLES FOR LOSS

Player	TFL
W.Mercilus	4
B.Cushing	2
J.Clowney	1
D.Reader	1
A.Smith	1
<b>Totals</b>	<b>9</b>

# 2017 FINAL STATISTICS (4-12)



Date	W/L	Score	Opponent	Attendance
9/10/2017	L	7-29	Jacksonville Jaguars	71,710
9/14/2017	W	13-9	at Cincinnati Bengals	52,942
9/24/2017	L	33-36	at New England Patriots	65,878
10/1/2017	W	57-14	Tennessee Titans	71,804
10/8/2017	L	34-42	Kansas City Chiefs	71,835
10/15/2017	W	33-17	Cleveland Browns	71,815
10/29/2017	L	38-41	at Seattle Seahawks	69,025
11/5/2017	L	14-20	Indianapolis Colts	71,709
11/12/2017	L	7-33	at Los Angeles Rams	60,032
11/19/2017	W	31-21	Arizona Cardinals	71,680
11/27/2017	L	16-23	at Baltimore Ravens	70,357
12/3/2017	L	13-24	at Tennessee Titans	62,758
12/10/2017	L	16-26	San Francisco 49ers	71,802
12/17/2017	L	7-45	at Jacksonville Jaguars	64,701
12/25/2017	L	6-34	Pittsburgh Steelers	71,842
12/31/2017	L	13-22	at Indianapolis Colts	60,557

TEXANS STATISTICS		TEXANS		Opponents	
TOTAL FIRST DOWNS		313	301		
Rushing	86	88			
Passing	180	176			
Penalty	47	37			
3rd Down: Made/Att	76/209	71/201			
3rd Down Pct.	36.4%	35.3%			
4th Down: Made/Att	5/10	5/8			
4th Down Pct.	50.0%	62.5%			
POSSESSION AVG.	30:07	29:53			
TOTAL NET YARDS	5120	5546			
Avg. Per Game	320.0	346.6			
Total Plays	1027	973			
Avg. Per Play	5.0	5.7			
NET YARDS RUSHING	1842	1747			
Avg. Per Game	115.1	109.2			
Total Rushes	448	440			
NET YARDS PASSING	3278	3799			
Avg. Per Game	204.9	237.4			
Sacked/Yards Lost	54/366	32/200			
Gross Yards	3644	3999			
Attempts/Completions	525/299	501/321			
Completion Pct.	57.0%	64.1%			
Had Intercepted	17	11			
PUNTS/AVERAGE	92/49.0	81/47.3			
NET PUNTING AVG.	41.3	42.9			
PENALTIES/YARDS	124/1050	122/1128			
FUMBLES/BALL LOST	25/11	14/5			
TOUCHDOWNS	40	48			
Rushing	8	14			
Passing	28	30			
Returns	4	4			

SCORE BY PERIODS	1	2	3	4	OT	Total
TEXANS	67	111	63	97	0	338
Opponents	57	181	96	102	0	436

SCORING	TD	Ru	Pa	Rt	PAT	FG	2PT	TP
K.Fairbairn	0	0	0	0	32/35	20/25	0	92
D.Hopkins	13	0	13	0	0/0	0/0	0	78
W.Fuller	7	0	7	0	0/0	0/0	0	42
L.Miller	6	3	3	0	0/0	0/0	0	36
D.Watson	2	2	0	0	0/0	0/0	1	14
D.Foreman	2	2	0	0	0/0	0/0	0	12
B.Ellington	2	0	2	0	0/0	0/0	0	12
R.Griffin	1	0	1	0	0/0	0/0	1	8
J.Joseph	1	0	0	1	0/0	0/0	0	6
L.Houston	1	0	0	1	0/0	0/0	0	6
J.Clowney	1	0	0	1	0/0	0/0	0	6
S.Anderson	1	0	1	0	0/0	0/0	0	6
A.Blue	1	1	0	0	0/0	0/0	0	6
D.Cole	1	0	0	1	0/0	0/0	0	6
B.Miller	1	0	1	0	0/0	0/0	0	6
TEXANS	40	8	28	4	32/35	20/25	2	338
Opponents	48	14	30	4	45/46	33/35	1	436

2-Pt. Conversions: TEXANS: 2/5, Opponents: 1/2

SACKS: J.Clowney 9.5, B.McKinney 3.0, E.Pleasant 2.0, U.Kamalu 2.0, B.Scarlett 2.0, Z.Cunningham 1.5, B.Cushing 1.5, C.Covington 1.0, L.Lewis 1.0, K.Drummond 1.0, L.Houston 1.0, M.Gilchrist 1.0, W.Mercilus 1.0, K.Jackson 1.0, D.Reader 1.0, J.Heath 1.0, D.Cole 1.0, C.Clements 0.5  
TEXANS: 32.0, Opponents: 54.0

RUSHING	No.	Yds	Avg	Long	TD
L.Miller	238	888	3.7	21	3
D.Foreman	78	327	4.2	39	2
D.Watson	36	269	7.5	49t	2
A.Blue	71	262	3.7	48	1
T.Yates	5	51	10.2	15	0
B.Ellington	3	17	5.7	13	0
T.Ervin	4	12	3.0	6	0
W.Fuller V	2	9	4.5	5	0
A.Ellington	5	2	0.4	7	0
T.Savage	4	2	0.5	3	0
T.Heinicke	1	2	2.0	2	0
B.Miller	1	1	1.0	1	0
TEXANS	448	1842	4.1	49t	8
Opponents	440	1747	4.0	75t	14

RECEIVING	No.	Yds	Avg	Long	TD
D.Hopkins	96	1378	14.4	72t	13
L.Miller	36	327	9.1	32	3
B.Ellington	29	330	11.4	35	2
W.Fuller V	28	423	15.1	59t	7
S.Anderson	25	342	13.7	42	1
B.Miller	19	162	8.5	57	1
C.Fiedorowicz	14	127	9.1	15	0
R.Griffin	13	158	12.2	35	1
T.Ervin	8	38	4.8	7	0
A.Blue	7	54	7.7	14	0
D.Foreman	6	83	13.8	34	0
A.Ellington	6	72	12.0	29	0
C.Thompson	5	84	16.8	32	0
J.Prosch	4	31	7.8	18	0
D.White	1	24	24.0	24	0
C.Hamilton	1	8	8.0	8	0
R.Malleck	1	3	3.0	3	0
TEXANS	299	3644	12.2	72t	28
Opponents	321	3999	12.5	94t	30

INTERCEPTIONS	No.	Yds	Avg	Long	TD
A.Hal	3	10	3.3	7	0
J.Joseph	2	85	42.5	82t	1
D.Cole	2	28	14.0	25t	1
M.Gilchrist	1	17	17.0	17	0
K.Jackson	1	2	2.0	2	0
M.Williams	1	2	2.0	2	0
E.Pleasant	1	0	0.0	0	0
TEXANS	11	144	13.1	82t	2
Opponents	17	400	23.5	78t	2

PUNTING	No.	Yds	Avg	Net	TB	In	Lg	B
S.Lechler	92	4507	49.0	41.3	5	32	68	0
TEXANS	92	4507	49.0	41.3	5	32	68	0
Opponents	81	3828	47.3	42.9	3	37	65	0

PUNT RETURNS	Ret	FC	Yds	Avg	Long	TD
W.Fuller V	9	6	135	15.0	49	0
T.Ervin	8	4	60	7.5	21	0
C.Thompson	6	0	39	6.5	15	0
B.Ellington	5	4	47	9.4	21	0
D.White	4	1	3	0.8	3	0
B.Miller	3	5	12	4.0	8	0
TEXANS	35	20	296	8.5	49	0
Opponents	49	22	608	12.4	82t	1

KICKOFF RETURNS	No.	Yds	Avg	Long	TD
C.Thompson	17	369	21.7	42	0
T.Ervin	5	93	18.6	24	0
J.Todman	4	84	21.0	25	0
D.Foreman	1	12	12.0	12	0
TEXANS	27	558	20.7	42	0
Opponents	27	547	20.3	48	0

FIELD GOALS	1-19	20-29	30-39	40-49	50+
N.Novak	0/0	3/4	8/10	6/7	3/4
TEXANS	0/0	3/4	8/10	6/7	3/4
Opponents	0/0	8/8	12/13	8/9	5/5

FUMBLES LOST: T.Savage 7, D.Watson 1, D.Foreman 1, T.Yates 1, D.Hopkins 1  
TEXANS: 11

OPP. FUMBLE RECOVERIES: J.Clowney 2, L.Houston 1, J.Todman 1, B.Dunn 1  
TEXANS: 5

PASSING	Att	Comp	Yds	Cmp%	Yds/Att	TD	TD%	Int	Int%	Long	Sack/Lost	Rating
D.Watson	204	126	1699	61.8%	8.3	19	9.3%	8	3.9%	72t	19/116	103.0
T.Savage	223	125	1412	56.1%	6.3	5	2.2%	6	2.7%	57	21/159	71.4
T.Yates	97	47	523	48.5%	5.4	4	4.1%	3	3.1%	40	13/75	65.8
T.Heinicke	1	1	10	100.0%	10.0	0	0.0%	0	0.0%	10	1/16	108.3
TEXANS	525	299	3644	57.0%	6.9	28	5.3%	17	3.2%	72t	54/366	82.8
Opponents	501	321	3999	64.1%	8.0	30	6.0%	11	2.2%	94t	32/200	99.6

# 2017 FINAL STATISTICS (4-12)



## DEFENSIVE STATISTICS

PLAYER	Solo	Asst	Total	Sk	Sk Yds	TFL	QBH	Int	PD	FF	FR
B. McKinney	62	33	95	3.0	8.0	10	8	0	1	1	0
Z. Cunningham	45	37	82	1.5	7.5	5	2	0	6	1	0
K. Jackson	54	19	73	1.0	4.0	4	2	1	10	1	0
A. Hal	47	24	71	0.0	0.0	3	1	3	5	2	0
J. Clowney	41	18	59	9.5	67.0	21	21	0	2	2	2
M. Gilchrist	45	11	56	1.0	8.0	1	0	1	6	1	0
J. Joseph	37	10	47	0.0	0.0	2	0	2	9	0	0
D. Reader	23	24	47	1.0	2.0	3	6	0	0	0	0
K. Johnson	35	10	45	0.0	0.0	1	0	0	2	0	0
E. Pleasant	22	5	27	2.0	21.0	1	2	1	3	1	0
B. Scarlett	19	7	26	2.0	11.0	6	3	0	1	0	0
B. Dunn	17	9	26	0.0	0.0	3	2	0	0	0	1
D. Cole	10	15	25	1.0	1.0	4	2	2	3	0	0
J. Heath	17	7	24	1.0	1.0	1	1	0	0	0	0
C. Moore	15	6	21	0.0	0.0	1	0	0	1	0	0
C. Watkins	9	12	21	0.0	0.0	3	0	0	1	0	0
C. Covington	10	6	16	1.0	12.0	1	2	0	0	1	0
B. Cushing	8	8	16	1.5	4.5	1	2	0	0	0	0
J. Watt	11	4	15	0.0	0.0	3	5	0	2	0	0
M. Williams	12	0	12	0.0	0.0	1	0	1	4	0	0
W. Mercilus	9	1	10	1.0	6.0	1	1	0	0	1	0
J. Jenkins	8	2	10	0.0	0.0	1	0	0	0	0	0
J. Banks	8	2	10	0.0	0.0	0	0	0	0	0	0
K. Drummond	8	1	9	1.0	9.0	1	1	0	0	0	0
A. Blackson	8	1	9	0.0	0.0	0	1	0	1	0	0
B. Peters	5	3	8	0.0	0.0	0	0	0	0	0	0
L. Houston	6	1	7	1.0	9.0	3	4	0	0	1	1
T. Decoud	6	1	7	0.0	0.0	0	0	0	1	0	0
U. Kamalu	5	1	6	2.0	13.0	3	3	0	0	0	0
L. Lewis	3	0	3	1.0	11.0	1	1	0	0	0	0
C. Clements	1	1	2	0.5	5.0	0	1	0	0	0	0
G. President	1	1	2	0.0	0.0	0	0	0	0	0	0
M. Burley	1	0	1	0.0	0.0	0	0	0	0	0	0
<b>TEXANS</b>	<b>608</b>	<b>280</b>	<b>888</b>	<b>32</b>	<b>200</b>	<b>85</b>	<b>71</b>	<b>11</b>	<b>58</b>	<b>12</b>	<b>4</b>
<b>Opponents</b>	<b>616</b>	<b>325</b>	<b>941</b>	<b>54</b>	<b>366</b>	<b>70</b>	<b>118</b>	<b>17</b>	<b>87</b>	<b>19</b>	<b>11</b>

**MISCELLANEOUS TACKLES:** X. Su'a-Filo 4, D. Hopkins 3, D. Watson 2, T. Savage 2, N. Martin 2, S. Anderson 1, T. Yates 1, C. Slade 1, C. Clark 1, B. Ellington 1, C. Fiedorowicz 1, B. Miller 1, W. Fuller V 1

**MISCELLANEOUS FUMBLE RECOVERIES:** T. Yates 3, B. Ellington 2, C. Clark 1, B. Giacomini 1, J. Davenport 1, L. Miller 1

## DEFENSIVE LEADERS

### SACKS

Player	Sacks	Yards
J. Clowney	9.5	67.0
B. McKinney	3.0	8.0
E. Pleasant	2.0	21.0
B. Scarlett	2.0	11.0
U. Kamalu	2.0	13.0
Z. Cunningham	1.5	7.5
B. Cushing	1.5	4.5
K. Jackson	1.0	4.0
M. Gilchrist	1.0	8.0
D. Reader	1.0	2.0
D. Cole	1.0	1.0
J. Heath	1.0	1.0
C. Covington	1.0	12.0
W. Mercilus	1.0	6.0
K. Drummond	1.0	9.0
L. Houston	1.0	9.0
L. Lewis	1.0	11.0
C. Clements	0.5	5.0
<b>Totals</b>	<b>32</b>	<b>200</b>

### INTERCEPTIONS

Player	Int	Yards	Long
A. Hal	3	10	7
D. Cole	2	28	25t
J. Joseph	2	85	82t
M. Gilchrist	1	17	17
K. Jackson	1	2	2
E. Pleasant	1	0	0
M. Williams	1	2	2
<b>Totals</b>	<b>11</b>	<b>144</b>	<b>82t</b>

### DEF. FUMBLES FORCED AND RECOVERED

Player	FF	FR
A. Hal	2	0
J. Clowney	2	2
B. McKinney	1	0
Z. Cunningham	1	0
K. Jackson	1	0
M. Gilchrist	1	0
E. Pleasant	1	0
C. Covington	1	0
W. Mercilus	1	0
L. Houston	1	1
B. Dunn	0	1
<b>Totals</b>	<b>12</b>	<b>4</b>

### QUARTERBACK HITS

Player	QBH
J. Clowney	21
B. McKinney	8
D. Reader	6
J. Watt	5
L. Houston	4
B. Scarlett	3
U. Kamalu	3
Z. Cunningham	2
K. Jackson	2
E. Pleasant	2
B. Dunn	2
D. Cole	2
C. Covington	2
B. Cushing	2
A. Hal	1
J. Heath	1
W. Mercilus	1
K. Drummond	1
A. Blackson	1
L. Lewis	1
C. Clements	1
<b>Totals</b>	<b>71</b>

### PASSES DEFENSED

Player	PD
K. Jackson	10
J. Joseph	9
Z. Cunningham	6
M. Gilchrist	6
A. Hal	5
M. Williams	4
E. Pleasant	3
D. Cole	3
J. Clowney	2
K. Johnson	2
J. Watt	2
B. McKinney	1
B. Scarlett	1
C. Moore	1
C. Watkins	1
A. Blackson	1
T. Decoud	1
<b>Totals</b>	<b>58</b>

## SPECIAL TEAMS STATISTICS

PLAYER	Solo	Asst	Total	Blocked				Punt
				FF	FR	FG	PAT	
K. Drummond	8	3	11	0	0	0	0	0
B. Peters	7	2	9	0	0	0	0	0
Z. Cunningham	3	5	8	0	0	0	0	0
D. Cole	6	1	7	0	0	0	0	0
J. Todman	6	0	6	0	1	0	0	0
C. Thompson	6	0	6	0	2	0	0	0
C. Moore	5	1	6	0	0	0	0	0
A. Blue	4	1	5	1	0	0	0	0
E. Pleasant	3	2	5	0	0	0	0	0
J. Weeks	1	3	4	0	0	0	0	0
B. Scarlett	2	1	3	0	0	0	0	0
S. Lechler	1	1	2	0	0	0	0	0
I. Campbell	1	1	2	0	0	0	0	0
B. Heeney	0	2	2	0	0	0	0	0
M. Williams	1	0	1	0	0	0	0	0
J. Jenkins	1	0	1	0	0	0	0	0
S. Anderson	1	0	1	0	0	0	0	0
K. Fairbairn	1	0	1	0	0	0	0	0
T. Ervin	1	0	1	0	0	0	0	0
G. President	0	1	1	0	0	0	0	0
J. Strong	0	1	1	0	0	0	0	0
J. Prosch	0	1	1	0	0	0	0	0
T. Decoud	0	0	0	0	1	0	0	0
D. White	0	0	0	0	1	0	0	0
<b>TEXANS</b>	<b>58</b>	<b>26</b>	<b>84</b>	<b>1</b>	<b>5</b>	<b>0</b>	<b>0</b>	<b>0</b>
<b>Opponents</b>	<b>58</b>	<b>17</b>	<b>75</b>	<b>1</b>	<b>0</b>	<b>0</b>	<b>0</b>	<b>0</b>

### TACKLES FOR LOSS

Player	TFL
J. Clowney	21
B. McKinney	10
B. Scarlett	6
Z. Cunningham	5
K. Jackson	4
D. Cole	4
A. Hal	3
D. Reader	3
B. Dunn	3
C. Watkins	3
J. Watt	3
L. Houston	3
U. Kamalu	3
J. Joseph	2
M. Gilchrist	1
K. Johnson	1
E. Pleasant	1
J. Heath	1
C. Moore	1
C. Covington	1
B. Cushing	1
M. Williams	1
W. Mercilus	1
J. Jenkins	1
K. Drummond	1
L. Lewis	1
<b>Totals</b>	<b>85</b>

# 2018 FINAL STATISTICS (11-5)



Date	W/L	Score	Opponent	Attendance
9/9/2018	L	20-27	at New England Patriots	65,878
9/16/2018	L	17-20	at Tennessee Titans	62,372
9/23/2018	L	22-27	New York Giants	71,838
9/30/2018	W	37-34	at Indianapolis Colts	57,716
10/7/2018	W	19-16	Dallas Cowboys	72,008
10/14/2018	W	20-13	Buffalo Bills	71,638
10/21/2018	W	20-7	at Jacksonville Jaguars	66,534
10/25/2018	W	42-23	Miami Dolphins	71,726
11/4/2018	W	19-17	at Denver Broncos	76,270
11/18/2018	W	23-21	at Washington Redskins	61,593
11/26/2018	W	34-17	Tennessee Titans	71,826
12/2/2018	W	29-13	Cleveland Browns	71,741
12/9/2018	L	21-24	Indianapolis Colts	71,814
12/15/2018	W	29-22	at New York Jets	77,982
12/23/2018	L	30-32	Philadelphia Eagles	69,696
12/30/2018	W	20-3	Jacksonville Jaguars	71,848

TEXANS STATISTICS		TEXANS	Opponents
TOTAL FIRST DOWNS		330	298
Rushing		94	76
Passing		202	200
Penalty		37	22
3rd Down: Made/Att		77/208	91/227
3rd Down Pct.		37.0%	40.1%
4th Down: Made/Att		8/12	12/20
4th Down Pct.		66.7%	60.0%
POSSESSION AVG.		30:12	29:48
TOTAL NET YARDS		5802	5490
Avg. Per Game		362.6	343.1
Total Plays		1040	1022
Avg. Per Play		5.6	5.4
NET YARDS RUSHING		2021	1323
Avg. Per Game		126.3	82.7
Total Rushes		472	385
NET YARDS PASSING		3781	4167
Avg. Per Game		236.3	260.4
Sacked/Yards Lost		62/384	43/310
Gross Yards		4165	4477
Attempts/Completions		506/345	594/385
Completion Pct.		68.2%	64.8%
Had Intercepted		9	15
PUNTS/AVERAGE		74/43.7	80/46.6
NET PUNTING AVG.		39.1	40.8
PENALTIES/YARDS		105/787	117/945
FUMBLES/BALL LOST		19/7	26/14
TOUCHDOWNS		42	36
Rushing		12	8
Passing		26	28
Returns		4	4

SCORE BY PERIODS	1	2	3	4	OT	Total
TEXANS	87	136	60	110	9	402
Opponents	74	76	91	72	3	316

SCORING	TD	Ru	Pa	Rt	PAT	FG	2PT	TP
K.Fairbairn	0	0	0	0	39/41	37/42	0	150
D.Hopkins	11	0	11	0	0/0	0/0	0	66
L.Miller	6	5	1	0	0/0	0/0	0	36
D.Watson	5	5	0	0	0/0	0/0	0	30
J.Thomas	4	0	4	0	0/0	0/0	0	24
W.Fuller	4	0	4	0	0/0	0/0	0	24
D.Thomas	2	0	2	0	0/0	0/0	0	12
A.Blue	2	2	0	0	0/0	0/0	0	12
B. Ellington	1	0	1	0	0/0	0/0	0	6
J.Clowney	1	0	0	1	0/0	0/0	0	6
J.Joseph	1	0	0	1	0/0	0/0	0	6
V.Smith	1	0	1	0	0/0	0/0	0	6
Z.Cunningham	1	0	0	1	0/0	0/0	0	6
D.Foreman	1	0	1	0	0/0	0/0	0	6
J.Reid	1	0	0	1	0/0	0/0	0	6
K.Coutee	1	0	1	0	0/0	0/0	0	6
TEXANS	42	12	26	4	39/41	37/42	0	402
Opponents	36	8	28	0	29/32	23/26	1	316

2-Pt. Conversions: TEXANS: 0/1, Opponents: 1/4

SACKS: J.Watt 16.0, J.Clowney 9.0, W.Mercilus 4.0, C.Covington 3.5, T. Mathieu 3.0, D.Reader 2.0, B.McKinney 1.5, K.Jackson 1.0, D.Ejiofor 1.0, A.Blackson 1.0, C.Watkins 1.0  
 TEXANS: 43.0, Opponents: 62.0

RUSHING	No.	Yds	Avg	Long	TD
L.Miller	210	973	4.6	97t	5
D.Watson	99	551	5.6	34	5
A.Blue	150	499	3.3	17	2
D.Carter	1	7	7.0	7	0
K.Coutee	3	0	0.0	3	0
D.Foreman	7	-1	-0.1	2	0
B.Weeden	1	-1	-1.0	-1	0
D.Hopkins	1	-7	-7.0	-7	0
TEXANS	472	2021	4.3	97t	12
Opponents	385	1323	3.4	39	8

RECEIVING	No.	Yds	Avg	Long	TD
D.Hopkins	115	1572	13.7	49t	11
W.Fuller V	32	503	15.7	73t	4
K.Coutee	28	287	10.3	40	1
L.Miller	25	163	6.5	16	1
R.Griffin	24	305	12.7	47	0
D.Thomas	23	275	12.0	31	2
J.Thomas	20	215	10.8	39	4
D.Carter	20	195	9.8	50	0
A.Blue	20	154	7.7	28	0
J.Akins	17	225	13.2	28	0
B.Ellington	8	92	11.5	23	1
V.Smith	5	91	18.2	35t	1
T.Ervin	3	35	11.7	19	0
D.Foreman	2	28	14.0	20t	1
J.Webb	2	13	6.5	7	0
S.Coates	1	12	12.0	12	0
TEXANS	354	4165	12.1	73t	26
Opponents	385	4477	11.6	83t	28

INTERCEPTIONS	No.	Yds	Avg	Long	TD
J.Reid	3	128	42.7	101t	1
A.Hal	3	2	0.7	2	0
J.Joseph	2	46	23.0	28t	1
K.Jackson	2	24	12.0	13	0
T.Mathieu	2	6	3.0	6	0
Z.Cunningham	1	38	38.0	38t	1
B.Scarlett	1	8	8.0	8	0
B.McKinney	1	0	0.0	0	0
TEXANS	15	252	16.8	101t	3
Opponents	9	24	2.7	15	0

PUNTING	No.	Yds	Avg	Net	TB	In	Lg	B
T.Daniel	74	3237	43.7	39.1	5	36	61	0
TEXANS	74	3237	43.7	39.1	5	36	61	0
Opponents	80	3732	46.7	40.8	7	24	62	1

PUNT RETURNS	Ret	FC	Yds	Avg	Long	TD
T.Ervin	21	7	175	8.3	27	0
D.Carter	16	8	146	9.1	30	0
T.Mathieu	1	1	6	6.0	6	0
TEXANS	38	16	327	8.6	30	0
Opponents	32	23	240	7.5	26	0

KICKOFF RETURNS	No.	Yds	Avg	Long	TD
T.Ervin	10	253	25.3	36	0
D.Carter	9	221	24.6	30	0
A.Blue	1	13	13.0	13	0
TEXANS	20	487	24.4	36	0
Opponents	33	682	20.7	40	0

FIELD GOALS	1-19	20-29	30-39	40-49	50+
K.Fairbairn	1/1	9/9	11/11	12/15	4/6
TEXANS	1/1	9/9	11/11	12/15	4/6
Opponents	0/0	4/4	7/7	10/10	2/5

FUMBLES LOST: D.Watson 3, D.Hopkins 2, D.Carter 1, L.Miller 1 TEXANS: 7

OPP. FUMBLE RECOVERIES: J.Clowney 3, J.Reid 2, A.Colvin 2, D.Ejiofor 1, K.Jackson 1, J.Bademosi 1, T.Mathieu 1, A.Blackson 1, B.Scarlett 1, Z.Cunningham 1 TEXANS: 14

PASSING	Att	Comp	Yds	Cmp%	Yds/Att	TD	TD%	Int	Int%	Long	Sack/Lost	Rating
D.Watson	505	345	4165	68.3%	8.2	26	5.1%	9	1.8%	73t	62/384	103.1
D.Hopkins	1	0	0	0.0%	0.0	0	0.0%	0	0.0%	0	0/0	39.6
TEXANS	506	345	4165	68.2%	8.2	26	5.1%	9	1.8%	73t	62/384	102.9
Opponents	594	385	4477	64.8%	7.5	28	4.7%	15	2.5%	83t	43/310	92.7

# 2018 FINAL STATISTICS (11-5)



## DEFENSIVE STATISTICS

PLAYER	Solo	Asst	Total	Sk	Sk Yds	TFL	QBH	Int	PD	FF	FR
Zach Cunningham	73	32	105	0	0	3	2	1	5	2	0
Benardrick McKinney	63	42	105	1.5	7.5	5	5	1	7	1	0
Tyrann Mathieu	70	19	89	3	20	5	4	2	8	0	1
Kareem Jackson	70	17	87	1	13	5	1	2	17	2	1
Justin Reid	64	17	81	0	0	2	1	3	10	1	2
J.J. Watt	47	14	61	16	119	18	25	0	4	7	0
Johnathan Joseph	49	9	58	0	0	1	0	2	13	0	0
Jadeveon Clowney	38	9	47	9	74.5	16	21	0	1	1	3
Whitney Mercilus	22	17	39	4	28	5	14	0	0	2	0
D.J. Reader	23	10	33	2	10	5	3	0	0	0	0
Shareece Wright	25	7	32	0	0	3	0	0	5	0	0
Aaron Colvin	22	7	29	0	0	0	0	0	1	0	2
Angelo Blackson	18	6	24	1	7	1	2	0	3	0	1
Brandon Dunn	13	11	24	0	0	4	0	0	0	1	0
Christian Covington	8	7	15	3.5	21	4	8	0	0	0	0
Dylan Cole	13	0	13	0	0	1	0	0	3	0	0
Brennan Scarlett	8	4	12	0	0	0	2	1	3	1	0
Andre Hal	5	6	11	0	0	0	0	3	5	0	0
Duke Ejiofor	6	2	8	1	8	1	2	0	2	0	1
Brian Peters	3	4	7	0	0	0	0	0	0	0	0
Natrell Jamerson	5	0	5	0	0	0	0	0	1	0	0
Peter Kalambayi	1	4	5	0	0	0	0	0	0	0	0
Deante Burton	4	0	4	0	0	0	0	0	0	1	0
Mike Tyson	2	2	4	0	0	0	0	0	1	0	0
Kevin Johnson	1	3	4	0	0	0	0	0	0	0	0
Carlos Watkins	2	1	3	1	2	1	1	0	0	0	0
Josh Keyes	2	1	3	0	0	0	1	0	0	0	0
Joel Heath	2	0	2	0	0	0	0	0	0	0	0
Kayvon Webster	1	0	1	0	0	0	0	0	0	0	0
Johnson Bademosi	0	1	1	0	0	0	0	0	0	0	0
<b>TEXANS</b>	<b>660</b>	<b>252</b>	<b>912</b>	<b>43</b>	<b>310</b>	<b>80</b>	<b>92</b>	<b>15</b>	<b>90</b>	<b>19</b>	<b>11</b>
<b>Opponents</b>	<b>665</b>	<b>354</b>	<b>1019</b>	<b>62</b>	<b>384</b>	<b>91</b>	<b>133</b>	<b>9</b>	<b>49</b>	<b>10</b>	<b>6</b>

**MISCELLANEOUS TACKLES:** D.Hopkins 2, N.Martin 2, D.Watson 1, S.Henderson 1, S.Kelemete 1, M.Rankin 1, J.Akins 1

**MISCELLANEOUS FUMBLE RECOVERIES:** D.Watson 3, A.Blue 1, N.Martin 1, S.Kelemete 1, J.Davenport 1

## SPECIAL TEAMS STATISTICS

PLAYER	Solo	Asst	Total	FF	Blocked				Punt
					FR	FG	PAT	Blocked	
A.Moore	7	4	11	0	1	0	0	0	0
J.Bademosi	7	2	9	0	1	0	0	0	0
B.Howell	7	2	9	1	1	0	0	0	0
P.Kalambayi	6	2	8	0	0	0	0	0	0
J.Reid	6	1	7	0	0	0	0	0	0
B.Scarlett	4	2	6	0	1	0	0	0	0
S.Coates	1	3	4	0	0	0	0	0	0
T.Adams	1	2	3	0	0	0	0	1	0
J.Webb III	3	0	3	0	0	0	0	0	0
Z.Cunningham	0	2	2	0	1	0	0	0	0
A.Hal	1	1	2	0	0	0	0	0	0
N.Jamerson	1	1	2	0	0	0	0	0	0
J.Keyes	1	1	2	0	0	0	0	0	0
B.Peters	1	1	2	0	0	0	0	0	0
A.Blue	1	0	1	0	0	0	0	0	0
D.Ejiofor	0	1	1	0	0	0	0	0	0
K.Fairbairn	1	0	1	0	0	0	0	0	0
M.Tyson	1	0	1	0	0	0	0	0	0
J.Weeks	0	0	1	0	0	0	0	0	0
<b>TEXANS</b>	<b>49</b>	<b>26</b>	<b>75</b>	<b>1</b>	<b>5</b>	<b>0</b>	<b>0</b>	<b>1</b>	<b>0</b>
<b>Opponents</b>	<b>52</b>	<b>25</b>	<b>75</b>	<b>2</b>	<b>4</b>	<b>0</b>	<b>0</b>	<b>0</b>	<b>0</b>

## DEFENSIVE LEADERS

SACKS	Player	Sacks	Yards
J.Watt		16.0	119.0
J.Clowney		9.0	74.5
W.Mercilus		4.0	28.0
C.Covington		3.5	21.0
T.Mathieu		3.0	20.0
D.Reader		2.0	10.0
B.McKinney		1.5	7.5
K.Jackson		1.0	13.0
A.Blackson		1.0	7.0
D.Ejiofor		1.0	8.0
C.Watkins		1.0	2.0
<b>Totals</b>		<b>43</b>	<b>310</b>

## INTERCEPTIONS

Player	Int	Yards	Long
J.Reid	3	128	101t
A.Hal	3	2	2
T.Mathieu	2	6	6
K.Jackson	2	24	13
J.Joseph	2	46	28t
Z.Cunningham	1	38	38t
B.McKinney	1	0	0
B.Scarlett	1	8	8
<b>Totals</b>	<b>15</b>	<b>252</b>	<b>101t</b>

## DEF. FUMBLES FORCED AND RECOVERED

Player	FF	FR
J.Watt	7	0
Z.Cunningham	2	0
K.Jackson	2	1
W.Mercilus	2	0
B.McKinney	1	0
J.Reid	1	2
J.Clowney	1	3
B.Dunn	1	0
B.Scarlett	1	0
D.Burton	1	1
T.Mathieu	0	1
A.Colvin	0	2
A.Blackson	0	1
D.Ejiofor	0	1
<b>Totals</b>	<b>19</b>	<b>11</b>

## QUARTERBACK HITS

Player	QBH
J.Watt	25
J.Clowney	21
W.Mercilus	14
C.Covington	8
B.McKinney	5
T.Mathieu	4
D.Reader	3
Z.Cunningham	2
A.Blackson	2
B.Scarlett	2
D.Ejiofor	2
K.Jackson	1
J.Reid	1
C.Watkins	1
J.Keyes	1
<b>Totals</b>	<b>92</b>

## PASSES DEFENSED

Player	PD
K.Jackson	17
J.Joseph	13
J.Reid	10
T.Mathieu	8
B.McKinney	7
Z.Cunningham	5
S.Wright	5
A.Hal	5
J.Watt	4
A.Blackson	3
D.Cole	3
B.Scarlett	3
D.Ejiofor	2
J.Clowney	1
A.Colvin	1
N.Jamerson	1
M.Tyson	1
D.Hopkins	1
<b>Totals</b>	<b>90</b>

## TACKLES FOR LOSS

Player	TFL
J.Watt	18
J.Clowney	16
B.McKinney	5
T.Mathieu	5
K.Jackson	5
W.Mercilus	5
D.Reader	5
B.Dunn	4
C.Covington	4
Z.Cunningham	3
S.Wright	3
J.Reid	2
J.Joseph	1
A.Blackson	1
D.Cole	1
D.Ejiofor	1
C.Watkins	1
<b>Totals</b>	<b>80</b>

# 2018 POSTSEASON STATISTICS (0-1)



Date	W/L	Score	Opponent	Attendance
1/5/2019	L	7-21	Indianapolis Colts	71,798

TEXANS STATISTICS		TEXANS	Opponents
TOTAL FIRST DOWNS		20	26
Rushing		7	10
Passing		13	14
Penalty		0	2
3rd Down: Made/Att		3/13	9/14
3rd Down Pct.		23.1%	64.3%
4th Down: Made/Att		2/5	0/0
4th Down Pct.		40.0%	0.0%
POSSESSION AVG.		28:46	31:14
TOTAL NET YARDS		322	422
Avg. Per Game		322.0	422.0
Total Plays		68	67
Avg. Per Play		4.7	6.3
NET YARDS RUSHING		105	200
Avg. Per Game		105.0	200.0
Total Rushes		16	35
NET YARDS PASSING		217	222
Avg. Per Game		217.0	222.0
Sacked/Yards Lost		3/18	0/0
Gross Yards		235	222
Attempts/Completions		49/29	32/19
Completion Pct.		59.2%	59.4%
Had Intercepted		1	1
PUNTS/AVERAGE		5/46.8	4/37.0
NET PUNTING AVG.		42.8	37.0
PENALTIES/YARDS		8/67	2/10
FUMBLES/BALL LOST		0/0	0/0
TOUCHDOWNS		1	3
Rushing		0	1
Passing		1	2
Returns		0	0

SCORE BY PERIODS	1	2	3	4	OT	Total
TEXANS	0	0	0	7	0	7
Opponents	14	7	0	0	0	21

SCORING	TD	Ru	Pa	Rt	PAT	FG	2PT	TP
K.Coutee	1	0	1	0	0/0	0/0	0	6
K.Fairbairn	0	0	0	0	1/1	0/0	0	1
TEXANS	1	0	1	0	1/1	0/0	0	7
Opponents	3	1	2	1	3/3	0/0	0	21

2-Pt. Conversions: TEXANS: 0/0, Opponents: 0/0

SACKS: TEXANS: 0.0, Opponents: 3.0

FUMBLES LOST: TEXANS: 0

OPP. FUMBLE RECOVERIES: TEXANS: 0

RUSHING	No.	Yds	Avg	Long	TD
D.Watson	8	76	9.5	21	0
L.Miller	5	18	3.6	8	0
A.Blue	2	8	4.0	4	0
D.Foreman	1	3	3.0	3	0
TEXANS	16	105	6.6	21	0
Opponents	35	200	5.7	29	1

RECEIVING	No.	Yds	Avg	Long	TD
K.Coutee	11	110	10.0	20	1
L.Miller	8	63	7.9	12	0
D.Hopkins	5	37	7.4	13	0
A.Blue	2	11	5.5	6	0
J.Akins	2	8	4.0	7	0
R.Griffin	1	6	6.0	6	0
D.Foreman	0	0	0.0	0	0
V.Smith	0	0	0.0	0	0
TEXANS	29	235	8.1	20	1
Opponents	19	222	11.7	38	2

INTERCEPTIONS	No.	Yds	Avg	Long	TD
B.Dunn	1	0	0.0	0	0
TEXANS	1	0	0.0	0	0
Opponents	1	10	10.0	10	0

PUNTING	No.	Yds	Avg	Net	TB	In	Lg	B
T.Daniel	5	234	46.8	42.8	0	2	60	0
TEXANS	5	234	46.8	42.8	0	2	60	0
Opponents	5	148	37.0	37.0	0	2	44	0

PUNT RETURNS	Ret	FC	Yds	Avg	Long	TD
D.Carter	0	2	0	0.0	0	0
TEXANS	0	2	0	0.0	0	0
Opponents	2	2	20	10.0	14	0

KICKOFF RETURNS	No.	Yds	Avg	Long	TD
D.Carter	1	26	26.0	26	0
TEXANS	1	26	26.0	26	0
Opponents	0	0	0.0	0	0

FIELD GOALS	1-19	20-29	30-39	40-49	50+
K.Fairbairn	0/0	0/0	0/0	0/0	0/0
TEXANS	0/0	0/0	0/0	0/0	0/0
Opponents	0/0	0/0	0/0	0/0	0/0

PASSING	Att	Comp	Yds	Cmp%	Yds/Att	TD	TD%	Int	Int%	Long	Sack/Lost	Rating
D.Watson	49	29	235	59.2%	4.8	1	2.0%	1	2.0%	20	3/18	69.7
TEXANS	49	29	235	59.2%	4.8	1	2.0%	1	2.0%	20	3/18	69.7
Opponents	32	19	222	59.4%	6.9	2	6.3%	1	3.1%	38	0/0	88.3

# 2018 POSTSEASON STATISTICS (0-1)



## DEFENSIVE STATISTICS

PLAYER	Solo	Asst	Total	Sk	Sk Yds	TFL	QBH	Int	PD	FF	FR
Benardrick McKinney	5	4	9	0	0	0	0	0	0	0	0
Tyrann Mathieu	8	0	8	0	0	0	0	0	0	0	0
Zach Cunningham	5	2	7	0	0	0	1	0	1	0	0
Johnathan Joseph	4	2	6	0	0	0	0	0	0	0	0
D.J. Reader	3	3	6	0	0	0	0	0	0	0	0
Jadeveon Clowney	2	3	5	0	0	0	0	0	0	0	0
Kareem Jackson	3	1	4	0	0	0	0	0	0	0	0
Dylan Cole	2	2	4	0	0	0	0	0	0	0	0
Justin Reid	2	1	3	0	0	0	0	0	2	0	0
J.J. Watt	2	0	2	0	0	1	1	0	2	0	0
Andre Hal	1	1	2	0	0	0	0	0	0	0	0
Brandon Dunn	1	0	1	0	0	0	0	1	1	0	0
Duke Ejirofor	1	0	1	0	0	0	2	0	0	0	0
Whitney Mercilus	0	1	1	0	0	0	0	0	0	0	0
Shareece Wright	0	0	0	0	0	0	0	0	1	0	0
<b>TEXANS</b>	<b>39</b>	<b>20</b>	<b>59</b>	<b>0.0</b>	<b>0.0</b>	<b>1</b>	<b>4</b>	<b>1</b>	<b>7</b>	<b>0</b>	<b>0</b>
<b>Opponents</b>	<b>36</b>	<b>26</b>	<b>62</b>	<b>3.0</b>	<b>18.0</b>	<b>3</b>	<b>8</b>	<b>1</b>	<b>4</b>	<b>0</b>	<b>0</b>

MISCELLANEOUS TACKLES: R.Griffin 1

MISCELLANEOUS FUMBLE RECOVERIES: 0

## SPECIAL TEAMS STATISTICS

PLAYER	Solo	Asst	Total	FF	Blocked			Punt
					FR	FG	PAT	
Z.Cunningham	1	0	1	0	0	0	0	0
P.Kalambayi	1	0	1	0	0	0	0	0
<b>TEXANS</b>	<b>2</b>	<b>0</b>	<b>2</b>	<b>0</b>	<b>0</b>	<b>0</b>	<b>0</b>	<b>0</b>
<b>Opponents</b>	<b>0</b>	<b>2</b>	<b>2</b>	<b>0</b>	<b>0</b>	<b>0</b>	<b>0</b>	<b>0</b>

## DEFENSIVE LEADERS

### INTERCEPTIONS

Player	Int	Yards	Long
B.Dunn	1	0	0
<b>Totals</b>	<b>1</b>	<b>0</b>	<b>0</b>

### QUARTERBACK HITS

Player	QBH
D.Ejirofor	2
Z.Cunningham	1
J.Watt	1
<b>Totals</b>	<b>4</b>

### PASSES DEFENSED

Player	PD
J.Reid	2
J.Watt	2
B.Dunn	1
Z.Cunningham	1
S.Wright	1
<b>Totals</b>	<b>7</b>

### TACKLES FOR LOSS

Player	TFL
J.Watt	1
<b>Totals</b>	<b>1</b>







# 2019 POSTSEASON STATISTICS (1-1)



Date	W/L	Score	Opponent	Attendance
1/4/2020	W	22-19	Buffalo Bills	71,699
1/12/2020	L	31-51	at Kansas City Chiefs	73,503

	TEXANS	Opponents
<b>TEXANS STATISTICS</b>		
TOTAL FIRST DOWNS	42	53
Rushing	9	19
Passing	31	30
Penalty	2	4
3rd Down: Made/Att	11/28	13/29
3rd Down Pct.	39.3%	44.8%
4th Down: Made/Att	1/6	0/1
4th Down Pct.	16.7%	0.0%
POSSESSION AVG.	32:21	27:39
TOTAL NET YARDS	802	859
Avg. Per Game	401.0	429.5
Total Plays	143	138
Avg. Per Play	5.6	6.2
NET YARDS RUSHING	235	290
Avg. Per Game	117.5	145.0
Total Rushes	54	51
NET YARDS PASSING	567	569
Avg. Per Game	283.5	284.5
Sacked/Yards Lost	12/68	4/32
Gross Yards	635	601
Attempts/Completions	77/51	83/48
Completion Pct.	66.2%	57.8%
Had Intercepted	0	0
PUNTS/AVERAGE	8/44.1	8/37.8
NET PUNTING AVG.	43	32.5
PENALTIES/YARDS	11/107	11/101
FUMBLES/BALL LOST	4/2	4/2
TOUCHDOWNS	6	8
Rushing	2	2
Passing	3	6
Returns	1	0

SCORE BY PERIODS	1	2	3	4	OT	Total
TEXANS	21	3	15	11	3	53
Opponents	7	34	16	13	0	70

SCORING	TD	Ru	Pa	Rt	PAT	FG	2PT	TP
D.Watson	2	2	0	0	0/0	0/0	1	14
K.Fairbairn	0	0	0	0	4/4	3/4	0	13
C.Hyde	1	0	1	0	0/0	0/0	0	6
D.Fells	1	0	1	0	0/0	0/0	0	6
K.Stills	1	0	1	0	0/0	0/0	0	6
L.Johnson	1	0	0	1	0/0	0/0	0	6
D.Hopkins	0	0	0	0	0/0	0/0	1	2
TEXANS	6	2	3	1	4/4	3/4	2	53
Opponents	8	2	6	0	7/8	5/5	0	70

2-Pt. Conversions: TEXANS: 2/2, Opponents: 0/0

SACKS: J.Martin 1.0, J.Watt 1.0, G.Conley 1.0, W.Mercilus 1.0

TEXANS: 4.0, Opponents: 12.0

PASSING	Att	Comp	Yds	Cmp%	Yds/Att	TD	TD%	Int	Int%	Long	Sack/Lost	Rating
D.Watson	77	51	635	66.2%	8.2	3	3.9%	0	0.0%	54t	11/54	104.6
K.Stills	0	0	0	0.0%	0.0	0	0.0%	0	0.0%	0	1/14	0.0
TEXANS	77	51	635	66.2%	8.2	3	3.9%	0	0.0%	54t	12/68	104.6
Opponents	83	48	601	57.8%	7.2	6	7.2%	0	0.0%	48	4/32	104.5

RUSHING	No.	Yds	Avg	Long	TD
C.Hyde	29	92	3.2	8	0
D.Watson	20	92	4.6	20t	2
D.Johnson	4	49	12.3	19	0
J.Reid	1	2	2.0	2	0
TEXANS	54	235	4.4	20t	2
Opponents	51	290	5.7	42	2

RECEIVING	No.	Yds	Avg	Long	TD
D.Hopkins	15	208	13.9	41	0
D.Johnson	8	53	6.6	18	0
K.Stills	7	126	18.0	54t	1
D.Fells	7	59	8.4	14	1
W.Fuller	5	89	17.8	39	0
C.Hyde	4	23	5.8	10	1
T.Jones	2	48	24.0	34	0
D.Carter	2	22	11.0	17	0
J.Thomas	1	7	7.0	7	0
TEXANS	51	635	12.5	54t	3
Opponents	48	601	12.5	48	6

INTERCEPTIONS	No.	Yds	Avg	Long	TD			
<b>PUNTING</b>	<b>No.</b>	<b>Yds</b>	<b>Avg</b>	<b>Net</b>	<b>TB</b>	<b>In</b>	<b>Lg</b>	<b>B</b>
B.Anger	8	353	44.1	43.0	0	5	56	0
TEXANS	8	353	44.1	43.0	0	5	56	0
Opponents	8	302	37.8	32.5	1	3	56	1

PUNT RETURNS	Ret	FC	Yds	Avg	Long	TD
D.Carter	2	2	22	11.0	11	0
TEXANS	2	2	22	11.0	11	0
Opponents	3	4	9	3.0	8	0

KICKOFF RETURNS	No.	Yds	Avg	Long	TD
D.Carter	3	60	20.0	26	0
C.Gillaspia	2	6	3.0	4	0
TEXANS	5	66	13.2	26	0
Opponents	6	142	23.7	58	0

FIELD GOALS	1-19	20-29	30-39	40-49	50+
K.Fairbairn	0/0	1/1	1/1	1/1	0/1
TEXANS	0/0	1/1	1/1	1/1	0/1
Opponents	0/0	1/1	1/1	3/3	0/0

FUMBLES LOST: D.Hopkins 1, D.Carter 1 TEXANS: 2

OPP. FUMBLE RECOVERIES: J.Martin 1, K.Crossen 1 TEXANS: 2

# 2019 POSTSEASON STATISTICS (1-1)



## DEFENSIVE STATISTICS

PLAYER	Solo	Asst	Total	Sk	Sk Yds	TFL	QBH	Int	PD	FF	FR
Zach Cunningham	10	6	16	0	0	2	1	0	2	0	0
Benardrick McKinney	8	6	14	0	0	0	1	0	0	0	0
Bradley Roby	11	0	11	0	0	0	0	0	2	0	0
Gareon Conley	10	1	11	1	5	1	0	0	3	0	0
Justin Reid	7	3	10	0	0	1	0	0	1	0	0
Vernon Hargreaves	9	0	9	0	0	0	1	0	1	0	0
D.J. Reader	4	3	7	0	0	0	0	0	0	0	0
Mike Adams	6	0	6	0	0	1	0	0	0	1	0
Whitney Mercilus	3	2	5	1	0	0	4	0	0	1	0
Angelo Blackson	3	1	4	0	0	0	0	0	0	0	0
Lonnie Johnson	3	0	3	0	0	0	0	0	0	0	0
Brennan Scarlett	2	1	3	0	0	0	1	0	0	0	0
Jacob Martin	2	0	2	1	19	2	2	0	0	0	1
J.J. Watt	1	1	2	1	8	1	2	0	1	0	0
Jahleel Addae	1	1	2	0	0	0	0	0	0	0	0
Brandon Dunn	1	1	2	0	0	0	0	0	0	0	0
Charles Omenihu	0	1	1	0	0	0	1	0	0	0	0
<b>TEXANS</b>	<b>81</b>	<b>27</b>	<b>108</b>	<b>4</b>	<b>32</b>	<b>8</b>	<b>14</b>	<b>0</b>	<b>10</b>	<b>2</b>	<b>1</b>
<b>Opponents</b>	<b>89</b>	<b>44</b>	<b>133</b>	<b>12</b>	<b>68</b>	<b>13</b>	<b>20</b>	<b>0</b>	<b>7</b>	<b>1</b>	<b>1</b>

MISCELLANEOUS FUMBLE RECOVERIES: C.Hyde 1, D.Watson 1

## SPECIAL TEAMS STATISTICS

PLAYER	Solo	Asst	Total	FF	Blocked			
					FR	FG	PAT	Punt
T.Jones	2	0	2	0	0	0	0	0
K.Crossen	2	0	2	0	1	0	0	0
P.Kalambayi	1	0	1	0	0	0	0	0
L.Johnson Jr.	1	0	1	0	0	0	0	0
C.Gillaspia	0	1	1	0	0	0	0	0
B.Howell	1	0	1	0	0	0	0	0
B.Scarlett	1	0	1	0	0	0	0	0
A.Moore Jr.	0	1	1	0	0	0	0	0
B.Mingo	0	0	0	0	0	0	0	1
<b>TEXANS</b>	<b>8</b>	<b>2</b>	<b>10</b>	<b>0</b>	<b>1</b>	<b>0</b>	<b>0</b>	<b>1</b>
<b>Opponents</b>	<b>6</b>	<b>1</b>	<b>7</b>	<b>1</b>	<b>0</b>	<b>0</b>	<b>0</b>	<b>0</b>

## DEFENSIVE LEADERS

### SACKS

Player	Sacks	Yards
J.Martin	1.0	19.0
J.Watt	1.0	8.0
G.Conley	1.0	5.0
W.Mercilus	1.0	0.0
<b>Totals</b>	<b>4.0</b>	<b>32.0</b>

### INTERCEPTIONS

Player	Int	Yards	Long
<b>Totals</b>	<b>0</b>	<b>0</b>	<b>0</b>

### DEF. FUMBLES FORCED AND RECOVERED

Player	FF	FR
M.Adams	1	0
W.Mercilus	1	0
J.Martin	0	1
<b>Totals</b>	<b>2</b>	<b>1</b>

### QUARTERBACK HITS

Player	QBH
W.Mercilus	4
J.Martin	2
J.Watt	2
Z.Cunningham	1
V.Hargreaves III	1
B.McKinney	1
A.Moore Jr.	1
C.Omenihu	1
B.Scarlett	1
<b>Totals</b>	<b>14</b>

### PASSES DEFENSED

Player	PD
G.Conley	3
Z.Cunningham	2
B.Roby	2
V.Hargreaves III	1
J.Reid	1
J.Watt	1
<b>Totals</b>	<b>10</b>

### TACKLES FOR LOSS

Player	TFL
Z.Cunningham	2
J.Martin	2
M.Adams	1
G.Conley	1
J.Reid	1
J.Watt	1
<b>Totals</b>	<b>8</b>



# 2020 FINAL STATISTICS (4-12)



## DEFENSIVE STATISTICS

PLAYER	Solo	Asst	Total	Sk	Sk Yds	TFL	QBH	Int	PD	FF	FR
Z. Cunningham	105	58	163	3.0	16.0	7	4	0/0	2	1	0
T. Adams	75	47	122	2.0	15.0	5	3	0/0	4	2	1
J. Reid	60	21	81	2.0	16.0	6	4	0/0	4	0	0
V. Hargreaves III	61	11	72	0.0	0.0	1	0	1/0	7	0	0
E. Murray	47	24	71	2.0	18.0	2	4	0/0	2	1	0
L. Johnson Jr.	50	20	70	0.0	0.0	1	3	0/0	0	0	0
J. Watt	36	16	52	5.0	41.0	14	17	1/19	7	2	1
B. Roby	33	4	37	0.0	0.0	2	0	1/0	7	0	1
B. McKinney	19	18	37	0.0	0.0	1	0	0/0	1	0	0
K. Crossen	25	9	34	0.0	0.0	0	0	0/0	5	0	0
P. Hall	18	16	34	1.0	2.0	2	2	0/0	0	0	0
A. Moore Jr.	18	13	31	1.0	10.0	1	2	0/0	1	1	0
C. Watkins	17	10	27	2.0	10.0	4	2	0/0	3	0	1
B. Dunn	12	14	26	0.0	0.0	0	3	0/0	0	0	1
P. Gaines	18	6	24	0.0	0.0	0	0	0/0	1	0	0
B. Scarlett	15	9	24	0.0	0.0	0	1	0/0	0	0	0
W. Mercilus	12	9	21	4.0	19.0	5	7	0/0	1	0	1
J. Martin	13	7	20	3.0	16.0	3	3	0/0	1	1	1
J. Greenard	9	9	18	1.0	7.0	2	3	0/0	1	0	0
C. Omenihu	11	6	17	4.0	35.0	5	16	0/0	2	0	0
R. Blacklock	10	4	14	0.0	0.0	1	2	0/0	0	0	0
M. Thomas	6	7	13	0.0	0.0	0	0	0/0	0	0	0
J. Reid	8	1	9	0.0	0.0	0	0	0/0	1	0	0
N. Hall	4	1	5	2.0	5.0	1	2	0/0	0	1	0
C. Liuget	2	2	4	1.0	7.0	2	2	0/0	0	0	0
D. Cole	0	2	2	0.0	0.0	0	0	0/0	0	0	0
A. Alufohai	0	1	1	0.0	0.0	0	0	0/0	0	0	0
A. Brown	0	1	1	0.0	0.0	0	0	0/0	0	0	0
<b>TEXANS</b>	<b>684</b>	<b>346</b>	<b>1,030</b>	<b>33.0</b>	<b>217.0</b>	<b>65</b>	<b>80</b>	<b>3/19</b>	<b>50</b>	<b>9</b>	<b>7</b>
<b>Opponent</b>	<b>611</b>	<b>257</b>	<b>868</b>	<b>50.0</b>	<b>305.0</b>	<b>63</b>	<b>106</b>	<b>7/106</b>	<b>50</b>	<b>14</b>	<b>9</b>

## SPECIAL TEAMS STATISTICS

PLAYER	Solo	Asst	Total
K. Crossen	8	4	12
L. Johnson Jr.	6	0	6
N. Hall	2	4	6
D. Cole	3	1	4
A. Moore Jr.	3	1	4
J. Reid	3	1	4
B. Scarlett	3	1	4
M. Thomas	2	1	3
T. Adams	1	2	3
K. Emanuel	1	2	3
C. Gillaspia	0	3	3
P. Brown	2	0	2
B. Howell	2	0	2
J. Reid	2	0	2
P. Kalambayi	0	2	2
B. Anger	1	0	1
A. Chesley	1	0	1
Z. Cunningham	1	0	1
M. Fields II	1	0	1
J. Greenard	1	0	1
S. Mitchell Jr.	1	0	1
J. Weeks	1	0	1
<b>TEXANS</b>	<b>45</b>	<b>22</b>	<b>67</b>

### SACKS

Player	SKS
J. Watt	5.0
W. Mercilus	4.0
C. Omenihu	4.0
Z. Cunningham	3.0
J. Martin	3.0
T. Adams	2.0
N. Hall	2.0
E. Murray	2.0
J. Reid	2.0
C. Watkins	2.0
J. Greenard	1.0
P. Hall	1.0
C. Liuget	1.0
A. Moore Jr.	1.0

### INTERCEPTIONS

Player	INT
V. Hargreaves III	1
B. Roby	1
J. Watt	1

### TACKLES FOR LOSS

Player	TFL
J. Watt	14
Z. Cunningham	7
J. Reid	6
T. Adams	5
W. Mercilus	5
C. Omenihu	5
C. Watkins	4
J. Martin	3
J. Greenard	2
P. Hall	2
C. Liuget	2
E. Murray	2
B. Roby	2
R. Blacklock	1
N. Hall	1
V. Hargreaves III	1
L. Johnson Jr.	1
B. McKinney	1
A. Moore Jr.	1

### QUARTERBACK HITS

Player	QBH
J. Watt	17
C. Omenihu	16
W. Mercilus	7
Z. Cunningham	4
E. Murray	4
J. Reid	4
T. Adams	3
B. Dunn	3
J. Greenard	3
L. Johnson Jr.	3
J. Martin	3
R. Blacklock	2
N. Hall	2
P. Hall	2
C. Liuget	2
A. Moore Jr.	2
C. Watkins	2
B. Scarlett	1

### PASSES DEFENSED

Player	PD
V. Hargreaves III	7
B. Roby	7
J. Watt	7
K. Crossen	5
T. Adams	4
J. Reid	4
C. Watkins	3
Z. Cunningham	2
E. Murray	2
C. Omenihu	2
P. Gaines	1
J. Greenard	1
J. Martin	1
B. McKinney	1
W. Mercilus	1
A. Moore Jr.	1
J. Reid	1







# 2021 DEFENSIVE STATISTICS



## 2022 REGULAR SEASON HOUSTON TEXANS DEFENSIVE STATS (THROUGH WEEK 18)

POS.	PLAYER	TKL.	AST.	TOTAL	TFL	SACKS/YDS.	QBH	FR	FF	INT./YDS.	PD
S	J. Pitre	99	48	147	5	1.0/8.0	1	1	0	5/57	8
S	J. Owens	84	41	125	0	1.0/0.0	1	0	0	0/0	4
LB	C. Kirksey	82	42	124	7	3.0/26.0	7	1	0	2/18	5
CB/PR/KR	D. King II	59	29	88	10	0.0/0.0	2	2	0	2/30	8
LB	C. Harris	46	28	74	6	1.0/7.0	3	0	1	1/20	5
CB	S. Nelson	39	13	52	1	1.0/7.0	1	0	1	1/33	7
DE	O. Okoronkwo	32	12	44	9	5.0/27.0	11	0	1	0/0	2
CB	D. Stingley Jr.	35	8	43	0	1.0/0.0	0	0	0	1/9	5
DE	R. Green	27	15	42	5	3.5/15.0	8	0	0	0/0	2
LB	K. Grugier-Hill	30	10	40	1	0.0/0.0	0	0	0	0/0	1
DT	M. Collins	27	10	37	9	3.5/17.0	10	0	0	0/0	2
DT	R. Lopez	20	16	36	6	1.0/7.0	3	0	0	0/0	1
CB	T. Thomas	19	17	36	1	0.0/0.0	0	0	2	0/0	1
DE	J. Hughes	21	14	35	10	9.0/61.0	10	0	2	1/14	1
S	M. Stewart	22	5	27	1	0.0/0.0	0	1	0	0/0	1
DT	K. Hinish	11	12	23	6	1.0/4.0	2	0	0	0/0	0
LB	J. Hansen	13	8	21	2	1.0/6.0	2	1	1	0/0	0
S	E. Murray	11	6	17	0	0.0/0.0	0	0	0	0/0	0
CB/PR/KR	T. Smith	12	4	16	1	0.0/0.0	0	0	1	2/33	4
DE	J. Greenard	9	7	16	6	1.5/6.0	4	1	0	1/39	1
LB	B. Cashman	12	3	15	4	3.0/20.0	5	0	0	0/0	2
DT	T. Booker IV	11	4	15	1	0.5/1.0	1	0	0	0/0	1
DE	M. Addison	6	9	15	1	1.0/5.0	2	0	1	0/0	1
LB	G. Wallow	4	6	10	1	0.0/0.0	0	0	0	0/0	1
LB	J. Reeves-Maybin	5	4	9	0	0.0/0.0	0	0	0	0/0	0
DT	M. Dwumfour	6	0	6	0	0.0/0.0	3	0	0	0/0	0
DT	J. Johnson	4	1	5	0	1.0/0.0	1	1	0	0/0	0
LB	N. Hewitt	3	1	4	1	0.0/0.0	0	0	0	0/0	0
DT	T. Stallworth	2	2	4	1	0.0/0.0	0	0	0	0/0	0
DE	D. Harris	0	4	4	0	0.0/0.0	1	0	0	0/0	1
OLB	K. Pierre-Louis	1	2	3	0	0.0/0.0	0	0	0	0/0	1
<b>TEXANS TOTALS</b>		<b>752</b>	<b>381</b>	<b>1,133</b>	<b>95</b>	<b>39.0/217.0</b>	<b>78</b>	<b>8</b>	<b>10</b>	<b>16/253</b>	<b>65</b>
<b>OPP. TOTALS</b>		<b>618</b>	<b>360</b>	<b>978</b>	<b>86</b>	<b>38.0/298.0</b>	<b>108</b>	<b>8</b>	<b>17</b>	<b>19/315</b>	<b>70</b>

AST.=Assist, TFL=Tackle for a Loss, QBH=Quarterback Hits, Int.=Interception, FR=Fumble Recovery, FF=Forced Fumble, PD=Pass Defense

### 2022 TEXANS SPECIAL TEAMS

PLAYER	TKL.	AST.	COMB.
Stewart, M.J.	8	6	14
Ogunbowale, Dare	9	2	11
Cashman, Blake	7	4	11
Hewitt, Neville	7	3	10
Murray, Eric	7	3	10
Hairston, Troy	5	1	6
Reeves-Maybin, Jalen	4	2	6
Smith, Tremon	4	2	6
Weeks, Jon	1	5	6
Thomas, Tavierre	4	1	5
Hansen, Jake	2	2	4
Arnold, Grayland	2	1	3
Wallow, Garret	2	1	3
Redmond, Will	2	0	2
Francis, Cobi	1	0	1
Moore, Chris	1	0	1
King II, Desmond	0	1	1
Pierre-Louis, Kevin	0	1	1
<b>TOTALS</b>	<b>66</b>	<b>35</b>	<b>101</b>

### DEFENSIVE STATS BY RANK

SACKS		INTERCEPTIONS		TACKLES FOR LOSS		PASSES DEFENSED		QUARTERBACK HITS	
PLAYER	NO.	PLAYER	NO.	PLAYER	NO.	PLAYER	NO.	PLAYER	NO.
J. Hughes	9.0	J. Pitre	5	J. Hughes	10	D. King II	8	O. Okoronkwo	11
O. Okoronkwo	5.0	D. King II	2	D. King II	10	J. Pitre	8	M. Collins	10
M. Collins	3.5	C. Kirksey	2	M. Collins	9	S. Nelson	7	J. Hughes	10
R. Green	3.5	T. Smith	2	O. Okoronkwo	9	C. Harris	5	R. Green	8
B. Cashman	3.0	J. Greenard	1	C. Kirksey	7	C. Kirksey	5	C. Kirksey	7
C. Kirksey	3.0	C. Harris	1	J. Greenard	6	D. Stingley Jr.	5	B. Cashman	5
J. Greenard	1.5	J. Hughes	1	C. Harris	6	J. Owens	4	J. Greenard	4
M. Addison	1.0	S. Nelson	1	K. Hinish	6	T. Smith	4	M. Dwumfour	3
J. Hansen	1.0	D. Stingley Jr.	1	R. Lopez	6	B. Cashman	2	C. Harris	3
C. Harris	1.0			R. Green	5	M. Collins	2	R. Lopez	3
K. Hinish	1.0			J. Pitre	5	R. Green	2	M. Addison	2
J. Johnson	1.0			B. Cashman	4	O. Okoronkwo	2	J. Hansen	2
R. Lopez	1.0			J. Hansen	2	M. Addison	1	K. Hinish	2
S. Nelson	1.0			M. Addison	1	T. Booker IV	1	D. King II	2
J. Owens	1.0			T. Booker IV	1	J. Greenard	1	T. Booker IV	1
J. Pitre	1.0			K. Grugier-Hill	1	K. Grugier-Hill	1	D. Harris	1
D. Stingley Jr.	1.0			N. Hewitt	1	D. Harris	1	J. Johnson	1
T. Booker IV	0.5			S. Nelson	1	J. Hughes	1	S. Nelson	1
				T. Smith	1	R. Lopez	1	J. Owens	1
				T. Stallworth	1	K. Pierre-Louis	1	J. Pitre	1
				M. Stewart	1	M. Stewart	1		
				T. Thomas	1	T. Thomas	1		
				G. Wallow	1	G. Wallow	1		



HOUSTON  
**TEXANS**

**TEXANS KICKOFF**

# 2023 HOUSTON TEXANS SEASON SCHEDULE

**PRE** **AT**   
 AUG 10 | 6:00 PM | ABC 13

**PRE** **VS**   
 AUG 19 | 3:00 PM | ABC 13

**PRE** **AT**   
 AUG 27 | 7:00 PM | FOX

**W K 01** **AT**   
 SEPT 10 | 12:00 PM | CBS

**W K 02** **VS**   
 SEPT 17 | 12:00 PM | FOX

**W K 03** **AT**   
 SEPT 24 | 12:00 PM | FOX

**W K 04** **VS**   
 OCT 1 | 12:00 PM | CBS

**W K 05** **AT**   
 OCT 8 | 12:00 PM | FOX

**W K 06** **VS**   
 OCT 15 | 12:00 PM | FOX

**W K 07** **BYE**

**W K 08** **AT**   
 OCT 29 | 12:00 PM | FOX

**W K 09** **VS**   
 NOV 5 | 12:00 PM | CBS

**W K 10** **AT**   
 NOV 12 | 12:00 PM | CBS

**W K 11** **VS**   
 NOV 19 | 12:00 PM | CBS

**W K 12** **VS**   
 NOV 26 | 12:00 PM | CBS

**W K 13** **VS**   
 DEC 3 | 3:05 PM | CBS

**W K 14** **AT**   
 DEC 10 | 12:00 PM | CBS

**W K 15** **AT**   
 DEC 17 | 12:00 PM | CBS

**W K 16** **VS**   
 DEC 24 | 12:00 PM | CBS

**W K 17** **VS**   
 DEC 31 | 12:00 PM | FOX

**W K 18** **AT**   
 TBD



*Prior to the 2020 season, the Texans sold out 185 consecutive games at NRG Stadium. The indoor HD video boards were installed in 2013 at NRG Stadium. In addition to hosting Super Bowl LI in 2017, the stadium has played host to the Texas Bowl since 2006, the 2007 East-West Shrine Game, the 2011, 2016 and 2023 NCAA Men's Final Four, Super Bowl XXXVIII, Super Bowl LI, Wrestlemania XXV, the 2016 Copa America Centenario Tournament and Rodeo Houston among other large-scale events.*

The City of Houston has always been on the cutting edge of stadium development. Houston first introduced the Astrodome, which opened in 1965, as the world's first domed stadium. The trend continued in 2002 with the debut of NRG Stadium.

The first NFL stadium with a retractable roof, NRG Stadium (formerly known as Reliant Stadium) opened for business on Aug. 24, 2002, as the Texans hosted the Miami Dolphins in a preseason game. Houston's regular season debut against the Dallas Cowboys on Sept. 8 was nationally televised on ESPN. The Texans stunned the Cowboys 19-10 before a raucous crowd, unveiling a gameday atmosphere that would become a staple throughout the Texans' inaugural campaign.

In 2013, the indoor high-definition video boards were installed at the north and south ends of the stadium. The Mitsubishi Electric Diamond Vision System boards are 14,549 square feet apiece and have a display resolution of 1,000 x 5,280 pixels in HD 1080i format.

Prior to the 2020 season, the Texans played in 185 consecutive sellouts, which included both preseason and playoff games. They set a team record in 2016 with 574,947 fans during the regular season, an average of 71,868 per game. The Texans' largest crowd through 17 seasons was 72,025 vs. the New England Patriots on Dec. 1, 2019, the largest football crowd in the city's history.

The Super Bowl took place at NRG Stadium for a second time in February 2017. The New England Patriots defeated the Atlanta Falcons, 34-28, in the biggest comeback in Super Bowl history after the Patriots trailed 28-3. Super Bowl LI was the first NFL championship game to be decided in overtime in league history. Lady Gaga headlined the halftime show in front of a crowd of 70,807. The City of Houston was awarded Super Bowl LI following a vote by NFL owners in May 2013 after a strong push from Texans late Founder, Chairman and Chief Executive Officer Robert C. McNair.

Super Bowl XXXVIII was played in Houston for the first time in 30 years in 2004, when NRG Stadium hosted a memorable game between the New England Patriots and Carolina Panthers. The Patriots won 32-29 on Adam Vinatieri's 41-yard field goal with four seconds remaining before a crowd of 71,525. The event also featured elaborate pregame and halftime shows featuring the likes of Aerosmith, Beyoncé, Kid Rock, P. Diddy, Nelly, Toby Keith and Willie Nelson.

NRG Stadium has hosted numerous college football games, including the Texas Bowl since 2006, three Houston Bowls, the 2002 and 2005 Big 12 Championship Games, the 2007 East-West Shrine Game, the Bayou Bucket (Rice vs. Houston) and the annual Texas Kickoff since 2013. NRG Stadium housed the NCAA Men's Basketball Tournament Sweet 16 in 2008 and 2010 and hosted the Final Four in 2011, 2016 and 2023.

NRG Stadium has also become one of the nation's leading soccer venues. The U.S. Men's National Soccer Team hosted Mexico in May 2003 in the two teams' first match since their 2002 World Cup meeting. In 2005, NRG Stadium hosted the championship matches of the Mexican League's InterLiga qualification competition. The stadium hosted another U.S. vs. Mexico match (2008), a Mexico vs. Belize World Cup qualifier (2008) and hosted matches in the CONCACAF Gold Cup (2005, 2007 and 2009), Gold Cup semifinals (2011), as well as the quarterfinal doubleheader (2019). In July 2015, NRG Stadium hosted Mexico vs. Honduras as part of the 2015 Mexican National Team U.S. Tour. It also hosted three matches in the 2016 Copa America Centenario Tournament. Additionally, NRG Stadium has hosted the International Champions Cup twice; Manchester Derby between Manchester United and Manchester City in July 2017 and FC Bayern vs. Real Madrid in July 2019.

The Houston Livestock Show and Rodeo is the world's largest livestock show and the richest regular season rodeo. The Rodeo has boasted acts such as Machine Gun

Kelly, Kasey Musgraves, Brooks & Dunn, Cardi B, Tim McGraw, Zac Brown Band, Cody Johnson and George Strait. NRG Stadium has also played host to concerts by Beyoncé, Taylor Swift, U2, The Rolling Stones, Metallica, One Direction, Ariana Grande, George Strait and Kenny Chesney, as well as premier events including WrestleMania XXV, Disney on Ice, the Ringling Bros. and Barnum & Bailey Circus.

Ground broke for construction of NRG Stadium on March 9, 2000. The stadium, covering 1.9 million square feet, features 44,000 seats on the sideline. There are 8,400 club seats and 195 suites, along with 10 party suites on the 300 level.

With the innovation of the retractable roof, Houston returned to outdoor NFL action in 2002 for the first time since Super Bowl VIII at Rice Stadium in 1974. The roof is made of translucent, Teflon-coated fiberglass fabric and takes 10 minutes to open and close. When it opens, the roof splits at the 50-yard line and docks in the end zones.

NRG Stadium features an open view of the playing field from the main concourse and on the club level. The main concourse is 40 feet wide. Each concession stand has multiple televisions that enable Texans fans to stay on top of the action.

The Texans' front office is located on the south end of the stadium, enabling the club's day-to-day operations to be under one roof. Players report to the stadium to take part in film sessions, practice, treatment and training.

Texans Head Coach DeMeco Ryans conducts his postgame press conferences in the team's media auditorium on the service level. The stadium's press box is located on the eighth level of the stadium's west side, flanking Kirby Drive.

Across the street, the Houston Methodist Training Center features three outdoor grass practice fields. One field is lit for night sessions. The Houston Methodist Training Center also features an indoor practice field outfitted with FieldTurf. The air-supported structure offers the team a seamless transition from outdoor to indoor practice in case of inclement weather.

#### VIDEO BOARD QUICK FACTS

- When they were installed in 2013, they were the largest in-stadium HD video displays in the world and the widest display in professional sports.
- Image area is 52.49' (H) x 277.17' (W), totaling 14,549 square feet of display surface compared to 2,592 square feet of display surface on the old, standard definition boards that were used from 2002-12. That is a 561 percent increase in area.
- Display resolution of 1,000 x 5,280 pixels in HD 1080i format with 4.4 trillion colors and 960 Hz refresh rate for jitter-free HD images.
- Manufactured by Mitsubishi Electric's Diamond Vision Systems Division (AT&T Stadium; Yankee Stadium; Lambeau Field; Fenway Park; Century Link Field).
- Wider than the wingspan of a 747 plane and equal to roughly 3,050 40" LCD displays.


#### VIDEO BOARD FEATURES

- Texans fans experienced high definition video images in 2013 for the first time in NRG Stadium thanks to the video displays. The old video boards displayed standard definition images.
- Replays are further enhanced thanks to an additional slow-motion instant replay machine from EVS that captures four additional camera angles and the capability of network television replay footage to be shown.
- The 277-foot wide displays are the third-largest in the NFL or MLB. The portion of the displays that show game action are larger than all but four video boards in the NFL at 115 feet wide and 52.5 feet tall.
- A digital clock and down & distance have replaced the matrix displays that served the same purpose.



HOUSTON  
**TEXANS**

**PLAYER BIOS**



# WILL ANDERSON JR.



**51**  
DEFENSIVE END

**Ht:** 6-4  
**DOB:** 9/2/2001  
**Wt:** 243  
**College:** Alabama  
**Texans Season:** R **NFL Season:** R  
**Acquired:** D1b-'23

**TRANSACTIONS:** Selected by the Houston Texans with the third overall pick of the 2023 NFL Draft.

**COLLEGE:**

- ✔ Spent three seasons (2020-22) at Alabama, where he played in all 41 games and recorded 205 total tackles (115 solo), including 62 tackles for loss and 34.5 sacks. Additionally, he recorded five passes defensed, one interception for a touchdown and one forced fumble
- ✔ Finished his career at Alabama ranked second in school history on the career sacks (34.5) and tackles for loss (62) list, trailing only Hall of Fame linebacker Derrick Thomas
- ✔ Two-time SEC Defensive Player of the Year (2021-22) voted by *Associated Press* and league coaches
- ✔ Recipient of the 2022 Chuck Bednarik Award, presented to the nation's top defender
- ✔ Two-time Bronko Nagurski Trophy winner (2021-22), becoming only the second player in the award's history to win it twice
- ✔ 2021 College Football Playoff National Champion and Defensive Player of the Game

**2022 (Alabama):**

- ✔ Played in 13 games and recorded 51 total tackles (24 solo), including 17 tackles for loss and 10.0 sacks. Also recorded two passes defensed and one interception
- ✔ Led the SEC and tied for sixth in the country in sacks with 10.0 (-54 yards)
- ✔ First team All-American at linebacker by CBS Sports and USA Today and at edge defender by ESPN.com and Pro Football Focus
- ✔ Paced the conference and tied for eighth nationally with 17 tackles for loss (-72 yards)
- ✔ Contributed a team-leading 12 quarterback hurries
- ✔ Recorded a blocked field goal and an interception that he returned 25 yards for a touchdown

**2021 (Alabama):**


- ✔ Played in 15 games and totaled 102 tackles (58 solo), 34.5 tackles for loss, 17.5 sacks and three passes defensed
- ✔ Unanimous first team All-American (AFCA, Associated Press, FWAA, The Sporting News, Walter Camp)  
Earned first-team honors from CBS Sports, ESPN.com, Pro Football Focus and USA Today
- ✔ Selected as one of the Crimson Tide's permanent team captains for the 2021
- ✔ Led the nation in tackles for loss with 34.5 (-148 yards), a total that finished second in the Alabama single-season ranks
- ✔ Contributed 17.5 sacks (-108 yards) to pace all Division I defenders and rank third in UA single-season history

**2020 (Alabama):**

- ✔ Appeared in 13 games and notched 52 total tackles (33 solo), 10.5 tackles for loss, 7.0 sacks and one forced fumble
- ✔ Named to the SEC All-Freshman Team
- ✔ Earned second team All-SEC honors from the Associated Press

**PERSONAL:**

- ✔ A consensus four-star prospect by all major outlets
- ✔ Coached by Clifford Fedd at Dutchtown High School in Hampton, Ga.
- ✔ Signed with the Crimson Tide over Auburn, LSU and Tennessee among his nearly 40 offers
- ✔ Loves to fish
- ✔ Has five older sisters



GRAYLAND  
ARNOLD

25  
SAFETY

Ht: 5-10      Wt: 187  
 DOB: 9/4/1997      College: Baylor  
 Texans Season: 3      NFL Season: 4  
 Acquired: FA-'21



**TRANSACTIONS:** Signed with the Philadelphia Eagles as an undrafted free agent on April 26, 2020...Waived by the Eagles on Sept. 3, 2020...Signed to the Eagles practice squad on Sept. 6, 2020...Elevated to the Eagles active roster on Sept. 26, 2020...Reverted back to the Eagles practice squad on Sept. 27, 2020...Elevated to the Eagles active roster on Oct. 3, 2020...Reverted back to the Eagles practice squad on Oct. 4, 2020...Promoted to the Eagles active roster on Oct. 10, 2020...Waived by the Eagles on Oct. 13, 2020...Signed to the Eagles practice squad on Oct. 15, 2020...Promoted to the Eagles active roster on Dec. 1, 2020...Waived by the Eagles on Aug. 31, 2021...Signed to the Eagles practice squad on Sept. 1, 2021...Released by the Eagles on Sept. 3, 2021...Signed to the Houston Texans practice squad on Sept. 15, 2021...Elevated to the Texans active roster on Dec 11, 2021...Reverted back to the Texans practice squad on Dec. 13, 2021...Elevated to the Texans active roster as a COVID-19 replacement on Dec. 18, 2021...Reverted back to the Texans practice squad on Dec. 20, 2021...Signed to the Texans active roster on Dec. 23, 2021...Placed on reserve/injured on Jan. 3, 2022...Waived by the Texans on Aug. 30, 2022...Signed to the Texans practice squad on Aug. 31, 2022...Elevated from the practice squad to the active roster on Sept. 24, 2022...Signed to the active roster from the practice squad on Oct. 1, 2022...Placed on reserve/injured on Nov. 3, 2022..Activated from reserve/injured on Dec. 23, 2022.

**2022 (Houston 8/0):**

- ✔ Appeared in eight games and posted three special teams tackles in 2022
- ✔ Started the season on the practice squad and being placed on the reserve/injured list Weeks 10-15
- ✔ Posted his first special teams tackle of the season at Chicago (9/25)

**2021 (Houston 4/0):**

- ✔ Appeared in four games for the Texans, mostly appearing on special teams
- ✔ Played in his first game as a Texan vs. Seattle (12/12), earning snaps on special teams
- ✔ Recorded his first special teams tackle as a Texan vs. the L.A. Chargers (12/26)

**2020 (Philadelphia 6/1):**

- ✔ Saw action in six games and compiled 10 tackles (five solo) as a rookie

**COLLEGE:**

- ✔ Played four seasons (2016-19) at Baylor University in Waco, Texas, appearing in 37 games and compiling 107 tackles (82 solo) with seven interceptions
- ✔ Was named a second-team All-American and an All-Big 12 second team selection as a redshirt junior. Started in 11 of 13 games, finishing the season with 46 tackles (33 solo), 1.0 sack, 2.5 tackles for loss and six interceptions returned for 118 yards. Also returned 12 punts for 149 yards and one touchdown (12.4 avg.)
- ✔ Appeared in four games before seeing his season cut short due to injury as a junior
- ✔ Started nine games as a sophomore and compiled 35 tackles, three tackles for loss, seven pass breakups and his first career interception
- ✔ Saw action in 11 games (four starts) as a true freshman and tallied 20 tackles (17 solo) with 2.0 tackles for loss

**PERSONAL:**

- ✔ Attended Kountze (Texas) High School
- ✔ Also played basketball, tennis and ran track in high school

# PLAYER BIOS



## GRAYLAND ARNOLD'S NFL REGULAR SEASON DEFENSIVE STATISTICS

DATE	TEAM	GP	GS	TACKLES							INTERCEPTIONS					FUMBLES				ST				MISC			
				TK	S	A	TFL	YDS	SK	YDS	QBH	NO	YDS	LG	TD	PD	FF	FR	TD	YDS	TK	S	A	FF	FR	S	A
2020	Eagles	6	1	9	5	4	1	6	0.0	0.0	0	0	0	0	0	1	0	0	0	0	2	1	1	0	0	0	0
2021	Texans	4	0	0	0	0	0	0	0.0	0.0	0	0	0	0	0	0	0	0	0	0	1	0	1	0	0	0	0
2022	Texans	8	0	0	0	0	0	0	0.0	0.0	0	0	0	0	0	0	0	0	0	3	2	1	0	0	0	0	
<b>NFL TOTALS</b>		<b>18</b>	<b>1</b>	<b>9</b>	<b>5</b>	<b>4</b>	<b>1</b>	<b>6</b>	<b>0.0</b>	<b>0.0</b>	<b>0</b>	<b>0</b>	<b>0</b>	<b>0</b>	<b>0</b>	<b>1</b>	<b>0</b>	<b>0</b>	<b>0</b>	<b>0</b>	<b>6</b>	<b>3</b>	<b>3</b>	<b>0</b>	<b>0</b>	<b>0</b>	<b>0</b>

### SINGLE-GAME HIGHS: DEFENSIVE

**Total Tackles** 5 vs. Washington Football Team, Jan 03, 2021      **Tackles For Loss** 1 vs. Washington Football Team, Jan 03, 2021  
**Solo Tackles** 3 vs. Washington Football Team, Jan 03, 2021      **Special Teams Tackles** 1 at Chicago Bears, Sep 25, 2022  
**Passes Defensed** 1 vs. Washington Football Team, Jan 03, 2021      ...3 more at 1.

### 2022 GAME-BY-GAME REGULAR-SEASON STATISTICS (TEXANS)

W	DATE	OPPONENT	P/S	TACKLES							INTERCEPTIONS					FUMBLES				ST				MISC		W/L	SCORE		
				TK	S	A	SK	YDS	TFL	YDS	QBH	NO	YDS	LG	TD	PD	FF	FR	TD	YDS	TK	S	A	FF	FR			S	A
01	09/11	Colts		PRACTICE SQUAD																			T	20-20					
02	09/18	at Broncos		PRACTICE SQUAD																			L	9-16					
03	09/25	at Bears	P	0	0	0	0.0	0.0	0	0	0	0	0	0	0	0	0	0	0	0	1	1	0	0	0	0	0	L	20-23
04	10/02	Chargers	P	0	0	0	0.0	0.0	0	0	0	0	0	0	0	0	0	0	0	0	0	0	0	0	0	0	0	L	24-34
05	10/09	at Jaguars	P	0	0	0	0.0	0.0	0	0	0	0	0	0	0	0	0	0	0	0	0	0	0	0	0	0	W	13-6	
07	10/23	at Raiders	P	0	0	0	0.0	0.0	0	0	0	0	0	0	0	0	0	0	0	0	0	0	0	0	0	0	L	20-38	
08	10/30	Titans	P	0	0	0	0.0	0.0	0	0	0	0	0	0	0	0	0	0	0	0	0	0	0	0	0	0	L	10-17	
10	11/13	at Giants		RESERVE/INJURED																			L	16-24					
11	11/20	Commanders		RESERVE/INJURED																			L	10-23					
12	11/27	at Dolphins		RESERVE/INJURED																			L	15-30					
13	12/04	Browns		RESERVE/INJURED																			L	14-27					
14	12/11	at Cowboys		RESERVE/INJURED																			L	23-27					
15	12/18	Chiefs		RESERVE/INJURED																			L	24-30+					
16	12/24	at Titans	P	0	0	0	0.0	0.0	0	0	0	0	0	0	0	0	0	0	0	1	1	0	0	0	0	0	W	19-14	
17	01/01	Jaguars	P	0	0	0	0.0	0.0	0	0	0	0	0	0	0	0	0	0	0	1	0	1	0	0	0	0	L	3-31	
18	01/08	at Colts	P	0	0	0	0.0	0.0	0	0	0	0	0	0	0	0	0	0	0	0	0	0	0	0	0	0	W	32-31	
<b>2022 TOTALS</b>		<b>8-0</b>		<b>0</b>	<b>0</b>	<b>0</b>	<b>0.0</b>	<b>0.0</b>	<b>0</b>	<b>0</b>	<b>0</b>	<b>0</b>	<b>0</b>	<b>0</b>	<b>0</b>	<b>0</b>	<b>0</b>	<b>0</b>	<b>0</b>	<b>3</b>	<b>2</b>	<b>1</b>	<b>0</b>	<b>0</b>	<b>0</b>	<b>0</b>	<b>3-12-1</b>		

+ - Overtime





# ALEX BACHMAN



**14**  
WIDE RECEIVER

**Ht:** 6-0      **Wt:** 190  
**DOB:** 5/29/1996      **College:** Wake Forest  
**Texans Season:** 2      **NFL Season:** 2  
**Acquired:** FA-'22

**TRANSACTIONS:** Signed with the Los Angeles Rams as an undrafted free agent on April 29, 2019...Waived by Los Angeles on Sept. 5, 2019...Signed to the Giants' practice squad on Nov. 12, 2019...Signed to a reserve/future contract by the Giants on Dec. 30, 2019...Signed to a reserve/future contract by the Giants on Jan. 4, 2020...Waived by the Giants on Sept. 5, 2020 and signed to their practice squad the following day...Waived on Sept. 15, 2020 and re-signed to the Giants' practice squad on Oct. 5, 2020...Activated from the practice squad on Oct. 22, 2020 and returned to the practice squad the following day...Signed to a reserve/future contract by the Giants on Jan. 4, 2021...Released by the Giants on Sept. 2, 2021...Signed to the Giants' practice squad on Nov. 3, 2021...Added to the active roster on Dec. 18, 2021, Jan 1 and 8, 2022...Signed to a reserve/future contract by the Giants on Jan. 11, 2022...Waived on August 30, 2022...Signed to the Houston Texans practice squad on November 15, 2022...Signed a reserve/future contract with the Texans on Jan. 10, 2022.

**2022 (Houston 0/0):**

- ✦ Waived by the Giants before the regular season and signed to Houston's practice squad on November 15, 2022
- ✦ After signing with the Texans, he spent the rest of the season on the Texans practice squad

**2021 (New York 3/0):**

- ✦ Made his season debut vs. Dallas (12/19) and had one special teams tackle
- ✦ Played a season-high 36 snaps (25 offense, 11 special teams) vs. Washington (1/9) and compiled all of his season stats - one rushing attempt for minus-3 yards, one punt return for 16 yards and four kickoff returns for a 23.5-yard average, with a long of 27 yards

**2020 (New York 1/0):**

- ✦ Made his career debut at Philadelphia (10/22) and was on the field for one snap in his only regular-season game
- ✦ Spent most of the 2020 season on the Giants' practice squad

**2019 (Los Angeles 0/0, New York 0/0):**

- ✦ Waived by Los Angeles after being signed as a rookie free agent and signed to the Giants' practice squad in November where he spent the final six weeks of the 2019 season

**COLLEGE:**

- ✦ Played four seasons (2015-18) at Wake Forest, where he caught 82 passes for 1,162 yards (14.2 avg.) and 10 touchdowns
- ✦ Played four seasons (2015-18) at Wake Forest, where he caught 82 passes for 1,162 yards (14.2 avg.) and 10 touchdowns
- ✦ As a senior in 2018, played in 11 games and posted career-best totals of 37 receptions for 541 yards and six touchdowns
- ✦ Played in nine games and totaled 21 receptions for 365 yards (career-high 17.4 avg.) and three touchdowns in 2017
- ✦ As a junior in 2016, caught 23 passes for 248 yards and one touchdown
- ✦ Played in one game and had one reception for eight yards as a true freshman in 2015

**PERSONAL:**

- ✦ Attended Oaks Christian High School in Westlake Village, Calif.
- ✦ Started as a junior at free safety and posted five interceptions and 95 tackles
- ✦ Had 12 catches and one touchdown before an injury cut his senior season short
- ✦ Three-sport athlete in football, track and basketball
- ✦ Named a captain of the football team as a senior
- ✦ Member of the 4x100 and 4x400 relay teams as well as a decathlete
- ✦ Relay team tied school record in 300-meter hurdles
- ✦ Son of David and Leslie Bachman



## ALEX BACHMAN'S NFL REGULAR SEASON RUSHING/RECEIVING STATISTICS

DATE	TEAM	GP	GS	RECEIVING					RUSHING					
				NO.	YDS.	AVG.	LG	TD	NO.	YDS.	AVG.	LG	TD	
2019	Rams	0	0	0	0	0.0	0	0	0	0	0	0.0	0	0
2020	Giants	1	0	0	0	0.0	0	0	0	0	0	0.0	0	0
2021	Giants	3	0	0	0	0.0	0	0	1	-3	-3.0	-3	0	0
2022	Giants	0	0	0	0	0.0	0	0	0	0	0.0	0	0	0
Went from N.Y. Giants to Houston.														
2022	Texans	0	0	0	0	0.0	0	0	0	0	0.0	0	0	0
2022	TOTAL	0	0	0	0	0.0	0	0	0	0	0.0	0	0	0
<b>NFL TOTALS</b>		<b>4</b>	<b>0</b>	<b>0</b>	<b>0</b>	<b>0.0</b>	<b>0</b>	<b>0</b>	<b>1</b>	<b>-3</b>	<b>-3.0</b>	<b>0</b>	<b>0</b>	<b>0</b>

## ALEX BACHMAN'S NFL REGULAR SEASON RETURN STATISTICS

DATE	TEAM	KICKOFF RETURNS					PUNT RETURNS					
		RET.	YDS.	AVG.	LG	TD	NO.	FC	YDS.	AVG.	LG	TD
2019	Rams	0	0	0.0	0	0	0	0	0	0.0	0	0
2020	Giants	0	0	0.0	0	0	0	0	0	0.0	0	0
2021	Giants	4	94	23.5	27	0	1	1	16	16.0	16	0
2022	Giants	0	0	0.0	0	0	0	0	0	0.0	0	0
Went from N.Y. Giants to Houston.												
2022	Texans	0	0	0.0	0	0	0	0	0	0.0	0	0
2022	TOTAL	0	0	0.0	0	0	0	0	0	0.0	0	0
<b>NFL TOTALS</b>		<b>4</b>	<b>94</b>	<b>23.5</b>	<b>27</b>	<b>0</b>	<b>1</b>	<b>1</b>	<b>16</b>	<b>16.0</b>	<b>16</b>	<b>0</b>

### SINGLE-GAME HIGHS: RUSHING/RECEIVING

<b>Rush Attempts</b>	1 vs. Washington Football Team, Jan 09, 2022	<b>Punt Return Yards</b>	16 vs. Washington Football Team, Jan 09, 2022
<b>All-Purpose Yards</b>	107 vs. Washington Football Team, Jan 09, 2022	<b>Longest Punt Return</b>	16 vs. Washington Football Team, Jan 09, 2022
<b>Kickoff Returns</b>	4 vs. Washington Football Team, Jan 09, 2022	<b>Punt Returns</b>	1 vs. Washington Football Team, Jan 09, 2022
<b>Kickoff Return Yards</b>	94 vs. Washington Football Team, Jan 09, 2022	<b>Kickoff Return Average</b>	23.5 vs. Washington Football Team, Jan 09, 2022
<b>Longest Kickoff Return</b>	27 vs. Washington Football Team, Jan 09, 2022	<b>Special Teams Tackles</b>	1 vs. Dallas Cowboys, Dec 19, 2021
<b>Fair Catches</b>	1 vs. Washington Football Team, Jan 09, 2022		

# PLAYER BIOS



## 2022 GAME-BY-GAME REGULAR-SEASON STATISTICS (GIANTS/TEXANS)

W	DATE	OPPONENT	P/S	RECEIVING				RUSHING				W/L	SCORE	
				NO.	YDS.	AVG.	LG	TD	NO.	YDS.	AVG.			LG
01	09/11	at Titans											W	21-20
02	09/18	Panthers											W	19-16
03	09/26	Cowboys											L	16-23
04	10/02	Bears											W	20-12
05	10/09	at Packers											W	27-22
06	10/16	Ravens											W	24-20
07	10/23	at Jaguars											W	23-17
08	10/30	at Seahawks											L	13-27
10	11/13	Texans											W	24-16
Went from <b>Giants</b> to <b>Texans</b> .														
11	11/20	Commanders											L	10-23
12	11/27	at Dolphins											L	15-30
13	12/04	Browns											L	14-27
14	12/11	at Cowboys											L	23-27
15	12/18	Chiefs											L	24-30+
16	12/24	at Titans											W	19-14
17	01/01	Jaguars											L	3-31
18	01/08	at Colts											W	32-31
<b>2022 TOTALS</b>			<b>0-0</b>	<b>0</b>	<b>0</b>	<b>0.0</b>	<b>0</b>	<b>0</b>	<b>0</b>	<b>0</b>	<b>0.0</b>	<b>0</b>	<b>0</b>	<b>9-8</b>

+ - Overtime



TYLER  
BEACH

65  
GUARD/TACKLE

Ht: 6-6

DOB: 6/14/1999

Texans Season: R

Acquired: CFA-'23

Wt: 290

College: Wisconsin

NFL Season: R



**TRANSACTIONS:** Signed with the Houston Texans as an undrafted free agent on May 11, 2023.

**COLLEGE:**

- ✦ Spent six seasons at Wisconsin (2017-22) and played in 57 games (29 starts)
- ✦ According to PFF, only allowed 1.0 sack in 2022
- ✦ In 2021, helped pave the way for the No. 2 rushing offense in the Big Ten (210.9 ypg) and the second-leading rusher in the conference (Braelon Allen, 105.7 ypg)
- ✦ 2021 All-Big Ten third team (coaches), All-Big Ten honorable mention (media)
- ✦ 2020 All-Big Ten honorable mention (coaches)

**PERSONAL:**

- ✦ Parents are Bruce and Kathy Beach
- ✦ Father played football at Air Force (1985) and Ohio Northern (1986-87)
- ✦ Brother, Zach, was three-year letterwinner at nose tackle at Colorado Mesa University, earning all-conference honors
- ✦ Enjoys fishing and target shooting
- ✦ Volunteered with community mentorship program and fishing outings with disabled veterans



ANDREW  
BECK

47  
FULLBACK

Ht: 6-3      Wt: 255  
 DOB: 5/15/1996      College: Texas  
 Texans Season: 1      NFL Season: 5  
 Acquired: UFA-'23



**TRANSACTIONS:** Signed with the New England Patriots as an undrafted free agent on May 5, 2019...Waived by New England on August 31, 2019...Acquired via waivers by the Denver Broncos from the Patriots on September 1, 2019...Signed with the Houston Texans as an unrestricted free agent on March 17, 2023.

**HONORS:**

- ✦ The NFL and USAA named Beck as the recipient of the 2021 Salute to Service Award, which was created to acknowledge the exceptional efforts by members of the NFL community to honor and support members of the military community

**2022 (Denver 13/4):**

- ✦ Appeared in 13 games, logging 445 snaps combined on offense and special teams
- ✦ Hauled in five receptions for 69 yards (13.8 avg.) and one special-teams tackle
- ✦ Posted a career-high 52 receiving yards on two catches at Seattle (9/12)
- ✦ Made two catches for 10 yards (5.0 avg.) at Kansas City (1/1)

**2021 (Denver 12/0):**

- ✦ Appeared in 12 games, logging 244 snaps combined on offense and special teams
- ✦ Missed the final three games of the season after being placed on Reserve/Injured list (elbow) on December 21

**2020 (Denver 10/0):**

- ✦ Appeared in 10 games in 2020 as a fullback and reserve tight end
- ✦ Missed Games 7-11 after being placed on injured reserve with a hamstring injury on October 31

**2019 (Denver 16/6):**

- ✦ Appeared in 16 games (6 starts - 2 at TE; 4 at FB) as a rookie
- ✦ Contributed nine catches for 90 yards (10.0 avg.) with one touchdown and one rush for three yards in addition to one special teams tackle
- ✦ Made his NFL debut at Oakland (9/9) and first career start at tight end at Green Bay (9/22)
- ✦ Collected one 10-yard reception at Los Angeles Chargers (10/6)
- ✦ Totaled 18 yards on one reception at Buffalo (11/24)
- ✦ Recorded one reception for 29 yards at Houston (12/8)
- ✦ Posted 13 yards on two receptions (6.5 avg.) at Kansas City (12/15)
- ✦ Scored his first touchdown on a one-yard pass and added another catch for seven yards vs. Oakland (12/29)

**COLLEGE:**

- ✦ Played five seasons (2014-18) at the University of Texas in Austin, Texas
- ✦ Started 30-of-51 games played for the University of Texas, catching 40 passes for 440 yards (11.0 avg.) with four touchdowns
- ✦ Opened all 14 games played his redshirt senior season, totaling 28 catches for 281 yards (10.0 avg.) with one touchdown
- ✦ Named first-team all-Big 12 Conference following the season
- ✦ Redshirted his senior season with an injury
- ✦ Appeared in all 12 games (three starts) as a junior, tallying four catches for 82 yards (20.5 avg.)
- ✦ Saw action in all 13 games (10 starts) his sophomore season, collecting 77 yards on eight receptions (9.6 avg.)

**PERSONAL:**

- ✦ Born on May 15, 1996 in Tampa, Fla.
- ✦ Attended H.B. Plant High School in Tampa, Fla. where he was a four-year letterman and two-year starter at linebacker
- ✦ Selected first team 8A All-State by the Associated Press in 2013
- ✦ Member of the Plant team that won the 2011 8A State Championship



## ANDREW BECK'S NFL REGULAR SEASON RUSHING/RECEIVING STATISTICS

DATE	TEAM	GP	GS	RECEIVING					RUSHING				
				NO.	YDS.	AVG.	LG	TD	NO.	YDS.	AVG.	LG	TD
2019	Patriots	0	0	0	0	0.0	0	0	0	0	0	0	0
Went from <b>New England</b> to <b>Denver</b> .													
2019	Broncos	16	6	9	90	10.0	29	1	1	3	3.0	3	0
2019	<b>TOTAL</b>	<b>16</b>	<b>6</b>	<b>9</b>	<b>90</b>	<b>10.0</b>	<b>29</b>	<b>1</b>	<b>1</b>	<b>3</b>	<b>3.0</b>	<b>3</b>	<b>0</b>
2020	Broncos	10	0	0	0	0.0	0	0	0	0	0.0	0	0
2021	Broncos	12	0	0	0	0.0	0	0	0	0	0.0	0	0
2022	Broncos	13	4	5	69	13.8	27	0	2	0	0.0	1	0
<b>NFL TOTALS</b>		<b>51</b>	<b>10</b>	<b>14</b>	<b>159</b>	<b>11.4</b>	<b>29</b>	<b>1</b>	<b>3</b>	<b>3</b>	<b>1.0</b>	<b>3</b>	<b>0</b>

## ANDREW BECK'S NFL REGULAR SEASON RETURN STATISTICS

DATE	TEAM	KICKOFF RETURNS					PUNT RETURNS					
		RET.	YDS.	AVG.	LG	TD	NO.	FC	YDS.	AVG.	LG	TD
2019	Patriots	0	0	0.0	0	0	0	0	0	0.0	0	0
Went from <b>New England</b> to <b>Denver</b> .												
2019	Broncos	0	0	0.0	0	0	0	0	0	0.0	0	0
2019	<b>TOTAL</b>	<b>0</b>	<b>0</b>	<b>0.0</b>	<b>0</b>	<b>0</b>	<b>0</b>	<b>0</b>	<b>0</b>	<b>0.0</b>	<b>0</b>	<b>0</b>
2020	Broncos	0	0	0.0	0	0	0	0	0	0.0	0	0
2021	Broncos	0	0	0.0	0	0	0	0	0	0.0	0	0
2022	Broncos	0	0	0.0	0	0	0	0	0	0.0	0	0
<b>NFL TOTALS</b>		<b>0</b>	<b>0</b>	<b>0.0</b>	<b>0</b>	<b>0</b>	<b>0</b>	<b>0</b>	<b>0</b>	<b>0.0</b>	<b>0</b>	<b>0</b>

### SINGLE-GAME HIGHS: RUSHING/RECEIVING

<b>Rush Attempts</b>	1 vs. Detroit Lions, Dec 22, 2019	<b>Receiving TDs</b>	1 vs. Oakland Raiders, Dec 29, 2019
<b>Rushing Yards</b>	3 vs. Detroit Lions, Dec 22, 2019	<b>All-Purpose Yards</b>	29 at Houston Texans, Dec 08, 2019
<b>Longest Runs</b>	3 vs. Detroit Lions, Dec 22, 2019	<b>Special Teams Tackles</b>	1 vs. Cincinnati Bengals, Dec 19, 2021 ...1 more at 1.
<b>Receptions</b>	2 vs. Oakland Raiders, Dec 29, 2019 ...1 more at 2.	<b>Most TDs</b>	1 vs. Oakland Raiders, Dec 29, 2019
<b>Receiving Yards</b>	29 at Houston Texans, Dec 08, 2019	<b>Miscellaneous Tackles</b>	1 vs. Oakland Raiders, Dec 29, 2019
<b>Longest Receptions</b>	29 at Houston Texans, Dec 08, 2019		



## 2022 GAME-BY-GAME REGULAR-SEASON STATISTICS (BRONCOS)

W	DATE	OPPONENT	P/S	RECEIVING					RUSHING					W/L	SCORE
				NO.	YDS.	AVG.	LG	TD	NO.	YDS.	AVG.	LG	TD		
01	09/12	at Seahawks	S	2	52	26.0	27	0	0	0	0.0	0	0	L	16-17
02	09/18	Texans	P	0	0	0.0	0	0	1	-1	-1.0	-1	0	W	16-9
03	09/25	49ers	P	0	0	0.0	0	0	0	0	0.0	0	0	W	11-10
04	10/02	at Raiders	P	0	0	0.0	0	0	0	0	0.0	0	0	L	23-32
05	10/06	Colts	S	0	0	0.0	0	0	0	0	0.0	0	0	L	9-12+
06	10/17	at Chargers	S	1	7	7.0	7	0	0	0	0.0	0	0	L	16-19+
07	10/23	Jets	S	0	0	0.0	0	0	0	0	0.0	0	0	L	9-16
08	10/30	at Jaguars	P	0	0	0.0	0	0	0	0	0.0	0	0	W	21-17
10	11/13	at Titans						INACTIVE						L	10-17
11	11/20	Raiders						INACTIVE						L	16-22+
12	11/27	at Panthers	P	0	0	0.0	0	0	0	0	0.0	0	0	L	10-23
13	12/04	at Ravens						INACTIVE						L	9-10
14	12/11	Chiefs						INACTIVE						L	28-34
15	12/18	Cardinals	P	0	0	0.0	0	0	1	1	1.0	1	0	W	24-15
16	12/25	at Rams	P	0	0	0.0	0	0	0	0	0.0	0	0	L	14-51
17	01/01	at Chiefs	P	2	10	5.0	6	0	0	0	0.0	0	0	L	24-27
18	01/08	Chargers	P	0	0	0.0	0	0	0	0	0.0	0	0	W	31-28
<b>2022 TOTALS</b>			<b>13-4</b>	<b>5</b>	<b>69</b>	<b>13.8</b>	<b>27</b>	<b>0</b>	<b>2</b>	<b>0</b>	<b>0.0</b>	<b>1</b>	<b>0</b>	<b>5-12</b>	

+ - Overtime



# THOMAS BOOKER IV



**56**

DEFENSIVE TACKLE

Ht: 6-3

DOB: 11/11/1999

Texans Season: 2

Acquired: D5a-'22

Wt: 301

College: Stanford

NFL Season: 2

**TRANSACTIONS:** Selected by the Houston Texans in the fifth round (150th overall) of the 2022 NFL Draft.

**2022 (Houston 10/1):**

- ✔ Appeared in 10 games and tallied 15 tackles (11 solo), 0.5 sack, one tackle for loss, one quarterback hit and one pass defended in his rookie season with the Texans
- ✔ Made his NFL and Texans debut while recording one tackle at Denver (9/18)
- ✔ Made his first career sack and quarterback hit vs. Los Angeles Chargers (10/2)
- ✔ Made his first career start and notched two tackles vs. Tennessee (10/30)
- ✔ Posted his first pass defended at Dallas (12/11)

**COLLEGE:**

- ✔ Played four seasons (2018-21) at Stanford (Calif.) University, where he appeared in 43 games (27 starts) and finished with 158 tackles, 10.0 sacks, one interception, eight passes defended and one forced fumble

**2021 (Stanford):**

- ✔ Started all 12 games and totaled a career-high 59 tackles (28 solo), also notching 1.5 sacks and one pass defended
- ✔ Earned All-Pac-12 second-team defensive line recognition by the league's coaches and Phil Steele
- ✔ Named a finalist for the William V. Campbell Trophy
- ✔ Selected to the CoSIDA Academic All-America first team
- ✔ Recognized as a Lott IMPACT Trophy quarterfinalist
- ✔ Had half a tackle for loss, four tackles and a quarterback hit at Vanderbilt (9/18)
- ✔ Posted a career-high 10 tackles along with 1.5 sacks vs. UCLA (9/25)
- ✔ Blocked an extra point attempt, the third of his career, and made four tackles at Washington State (10/16)
- ✔ Made nine tackles, half a tackle for loss and two quarterback hits at Oregon State (11/13)

**2020 (Stanford):**

- ✔ Started all six games he appeared in and finished the season with 21 tackles, three tackles for loss, 1.0 sack, two passes defended, one fumble recovery and two blocked extra point attempts
- ✔ Named an All-Pac-12 first-team all-purpose/special teams selection by the league's coaches and an All-Pac-12 second-team defensive line honoree by the coaches and Phil Steele
- ✔ Earned a CoSIDA Academic All-America first-team selection
- ✔ Recipient of Stanford's Phill Moffatt Award and the Frank Rehm Award, given to the most outstanding special teams player and to the most outstanding player of the Big Game (California vs. Stanford), respectively
- ✔ Named a Lott IMPACT Trophy semifinalist
- ✔ Blocked what would have been the game-tying extra point in the final minute of the fourth quarter to seal a victory over California (11/27), also recording his second career fumble recovery

**2019 (Stanford):**

- ✔ Finished fourth on the team with 50 tackles, ranked third with 4.0 sacks and third with 8.5 tackles for loss in 12 games (six starts)
- ✔ Selected as an All-Pac-12 honorable mention and listed on the Pac-12 All-Academic Honor Roll
- ✔ Recorded a career-best 2.0 sacks in addition to eight tackles at Oregon State (9/28)
- ✔ Tallied a career-high nine tackles vs. UCLA (10/17)
- ✔ Posted five tackles, two tackles for loss, one quarterback hit and one forced fumble vs. Arizona (10/26)

**2018 (Stanford):**

- ✔ Played all 13 games (three starts) as a true freshman and finished with 28 tackles (14 solo), 3.5 sacks, 4.0 tackles for loss, one





- interception, one fumble recovery and two passes defended
- Named to the Pacific Takes Pac-12 All-Freshman Team
- Honored as the Jimmy Rogers, Jr. Most Valuable Lineman of the Sun Bowl
- Listed on the 247Sports True Freshman All-America Team
- Posted four tackles (two solo) and 1.0 sack in his collegiate debut vs. San Diego State (8/31)
- Logged his first career interception and tallied one tackle vs. UC Davis (9/15)

### PERSONAL:

- Attended Gilman (Md.) High School where he was ranked as the No. 211 recruit in the nation by ESPN after posting 39 tackles, 5.0 sacks, 9.0 tackles for loss, one forced fumble and two passes defended as a senior
- Logged 77 tackles, 4.0 sacks, 14 tackles for loss, one interception and two blocked field goals as a junior
- Named to the 2016 USA Today All-State first-team
- Was a two-time All-Metro first team selection (2016-17)
- Led his team to the 2015 state title and to two football league titles
- Recognized as a National Football Foundation and College Hall of Fame Scholar Athlete nominee
- Also competed in basketball and track
- Ranked first in shot put at the Maryland Interscholastic Athletics Association Indoor Track Championships
- Father, Earl Thomas Booker III, played football at Wisconsin as an outside linebacker

### THOMAS BOOKER IV'S NFL REGULAR SEASON DEFENSIVE STATISTICS

DATE	TEAM	GP	GS	TACKLES							INTERCEPTIONS					FUMBLES				ST				MISC							
				TK	S	A	TFL	YDS	SK	YDS	QBH	NO	YDS	LG	TD	PD	FF	FR	TD	YDS	TK	S	A	FF	FR	S	A				
2022	Texans	10	1	15	11	4	1	2	0.5	1.0	1	0	0	0	0	0	1	0	0	0	0	0	0	0	0	0	0	0	0	0	0
<b>NFL TOTALS</b>		<b>10</b>	<b>1</b>	<b>15</b>	<b>11</b>	<b>4</b>	<b>1</b>	<b>2</b>	<b>0.5</b>	<b>1.0</b>	<b>1</b>	<b>0</b>	<b>0</b>	<b>0</b>	<b>0</b>	<b>1</b>	<b>0</b>	<b>0</b>	<b>0</b>	<b>0</b>	<b>0</b>	<b>0</b>	<b>0</b>	<b>0</b>	<b>0</b>	<b>0</b>	<b>0</b>	<b>0</b>	<b>0</b>	<b>0</b>	


### SINGLE-GAME HIGHS: DEFENSIVE

- Total Tackles** 2 at Tennessee Titans, Dec 24, 2022  
...6 more at 2.
- Sacks** 0.5 vs. Los Angeles Chargers, Oct 02, 2022
- Solo Tackles** 2 vs. Kansas City Chiefs, Dec 18, 2022  
...3 more at 2.

### 2022 GAME-BY-GAME REGULAR-SEASON STATISTICS (TEXANS)

W	DATE	OPPONENT	P/S	TACKLES							INTERCEPTIONS					FUMBLES				ST				MISC		W/L	SCORE				
				TK	S	A	SK	YDS	TFL	YDS	QBH	NO	YDS	LG	TD	PD	FF	FR	TD	YDS	TK	S	A	FF	FR	S	A				
01	09/11	Colts										INACTIVE															T	20-20			
02	09/18	at Broncos	P	1	1	0	0.0	0.0	0	0	0	0	0	0	0	0	0	0	0	0	0	0	0	0	0	0	0	0	0	L	9-16
03	09/25	at Bears	P	0	0	0	0.0	0.0	0	0	0	0	0	0	0	0	0	0	0	0	0	0	0	0	0	0	0	0	L	20-23	
04	10/02	Chargers	P	2	0	2	0.5	1.0	0	0	1	0	0	0	0	0	0	0	0	0	0	0	0	0	0	0	0	L	24-34		
05	10/09	at Jaguars										INACTIVE															W	13-6			
07	10/23	at Raiders	P	2	1	1	0.0	0.0	0	0	0	0	0	0	0	0	0	0	0	0	0	0	0	0	0	0	0	L	20-38		
08	10/30	Titans	S	2	2	0	0.0	0.0	0	0	0	0	0	0	0	0	0	0	0	0	0	0	0	0	0	0	0	L	10-17		
09	11/03	Eagles	P	2	2	0	0.0	0.0	0	0	0	0	0	0	0	0	0	0	0	0	0	0	0	0	0	0	0	L	17-29		
10	11/13	at Giants	P	2	2	0	0.0	0.0	1	2	0	0	0	0	0	0	0	0	0	0	0	0	0	0	0	0	L	16-24			
11	11/20	Commanders										INACTIVE															L	10-23			
12	11/27	at Dolphins										INACTIVE															L	15-30			
13	12/04	Browns										INACTIVE															L	14-27			
14	12/11	at Cowboys	P	0	0	0	0.0	0.0	0	0	0	0	0	0	0	1	0	0	0	0	0	0	0	0	0	0	0	L	23-27		
15	12/18	Chiefs	P	2	2	0	0.0	0.0	0	0	0	0	0	0	0	0	0	0	0	0	0	0	0	0	0	0	L	24-30+			
16	12/24	at Titans	P	2	1	1	0.0	0.0	0	0	0	0	0	0	0	0	0	0	0	0	0	0	0	0	0	0	W	19-14			
17	01/01	Jaguars										INACTIVE															L	3-31			
18	01/08	at Colts										INACTIVE															W	32-31			
<b>2022 TOTALS</b>			<b>10-1</b>	<b>15</b>	<b>11</b>	<b>4</b>	<b>0.5</b>	<b>1.0</b>	<b>1</b>	<b>2</b>	<b>1</b>	<b>0</b>	<b>0</b>	<b>0</b>	<b>0</b>	<b>1</b>	<b>0</b>	<b>0</b>	<b>0</b>	<b>0</b>	<b>0</b>	<b>0</b>	<b>0</b>	<b>0</b>	<b>0</b>	<b>0</b>	<b>0</b>	<b>3-13-1</b>			

+ - Overtime



MIKE  
BOONE

22  
RUNNING BACK

Ht: 5-10      Wt: 206  
DOB: 7/30/1995      College: Cincinnati  
Texans Season: 1      NFL Season: 6  
Acquired: UFA-'23



**TRANSACTIONS:** Signed with the Minnesota Vikings as an undrafted free agent on April 30, 2018...Signed with the Denver Broncos on March 18, 2021...Placed on reserve/injured on September 1, 2021 and activated on October 16...Placed on reserve/injured on October 24, 2022 and activated on December 3, 2022...Placed back on reserve/injured on December 13, 2022...Signed with the Houston Texans as an unrestricted free agent on March 17, 2023.

**HONORS:**

- ✦ NFC Special Teams Player of the Week (Week 4, 2020)

**2022 (Denver 9/0):**

- ✦ Appeared in nine games, recording 24 rushes for 105 yards (4.25 avg.) and nine catches for 96 yards (10.7 avg.)
- ✦ Set career highs in receptions (3), receiving yards (47) and receiving long (34) vs. Indianapolis (10/6) along with seven carries for 38 yards (5.4 avg.)
- ✦ Placed on Reserve/Injured list (ankle) during Weeks 8-12 and 15-18

**2021 (Denver 8/0):**

- ✦ Appeared in eight games, recording four rushes for 35 yards (8.8 avg.) and two catches for 22 yards (11.0 avg.)
- ✦ Missed Weeks 1-5 after being placed on injured reserve (quadriceps) on September 1
- ✦ Made his season and Broncos debut in Week 6, recording one reception for three yards vs. Las Vegas (10/17)
- ✦ Recorded one special-teams tackle (ninth of career) at Dallas (11/7)
- ✦ Rushed for 35 yards on four carries (8.8 avg.) and added one catch for a career-high 19-yards at Kansas City (12/5)

**2020 (Minnesota 16/0):**

- ✦ Saw action in all 16 games, recording 11 rushes for 59 yards (5.4 avg.) with one touchdown, two catches for 10 yards (5.0 avg.) and five special teams tackles
- ✦ Played 231 special teams snaps, contributing on several different units
- ✦ Forced a fumble on special teams at Houston (10/4) in Week 4, earning him NFC Special Teams Player of the Week honors
- ✦ Tallied a rushing touchdown (fourth of his career) on a 4-yard carry at New Orleans (12/25)
- ✦ Set season highs in rushes (5) and yards (29) in the season finale at Detroit (1/3)
- ✦ Collected one special teams tackle on five occasions (9/13 vs. Green Bay; 9/20 at Indianapolis; 10/4 at Houston; 10/11 at Seattle; 11/8 vs. Detroit)

**2019 (Minnesota 16/2):**

- ✦ Set career highs in rushes (49), yards (273), yards per rush (5.6) and rushing touchdowns (3) in 16 regular-season games played (2 starts)
- ✦ Saw action in Minnesota's two postseason contests
- ✦ Saw action in 222 special teams snaps, contributing on several different units
- ✦ Registered his first career score and multi-touchdown game, and notched 56 yards on 13 carries (4.3 avg.) at Los Angeles Chargers (12/15)
- ✦ Had 11 rushes for 28 yards (2.5 avg.) vs. Green Bay (12/23)
- ✦ Posted his first career 100-yard rushing performance, scored his third career touchdown and set career highs in rushes (17), rushing yards (148) and longest rush (59) in the season finale vs. Chicago (12/29)
- ✦ Added one special teams tackle on three occasions (10/13 vs. Philadelphia; 11/3 at Kansas City; 11/10 at Dallas)
- ✦ Played in the Viking's Wild Card Game overtime win at New Orleans (1/5) and in the divisional round contest at San Francisco (1/11)

**2018 (Minnesota 8/0):**

- ✦ Appeared in eight games in his rookie season with the Vikings and rushed 11 times for 47 yards (4.3 avg.)
- ✦ Recorded two rushes for 11 yards (5.5 avg.) in his first NFL action vs. Buffalo (9/23)



- ✦ Tallied a season-long rush of 20 yards vs. Arizona (10/14)
- ✦ Had three rushes for 11 yards (3.7 avg.) vs. New Orleans (10/28)

## COLLEGE:

- ✦ Played four years (2014-17) at the University of Cincinnati
- ✦ Played 39 games and totaled 420 rushes for 2,250 yards (5.4 avg.) with 24 touchdowns and 65 receptions for 596 yards (9.2 avg.) with one score
- ✦ Played in 10 games (9 starts) as a senior in 2017, posting 463 yards on 110 carries (4.2 avg.) with four touchdowns to go with 24 receptions for 177 yards (7.4 avg.) with one score
- ✦ Saw action in nine games during his junior season in 2016 before sustaining a foot injury, tallying 105 rushes for 388 yards (3.7 avg.) with two rushing scores, 20 catches for 249 yards (12.5 avg.) and 21 kick returns for 506 yards (24.1 avg.)
- ✦ Posted his best statistical season in his sophomore campaign in 2015, recording 749 yards on 104 carries (7.2 avg.) with a career-high-tying nine touchdowns while adding 108 receiving yards on 15 catches (7.2 avg.)
- ✦ Originally scheduled to redshirt in 2014, Boone led the team in rushing yards (650) and touchdowns (9) in nine games, averaging 6.4 yards per attempt and had a scoring streak of seven consecutive games

## PERSONAL:

- ✦ Born on June 30, 1995 in Macclenny, Fla.
- ✦ Boone graduated from Baker County High School in Glen St. Mary, Fla., where he played for coach Ryan Sulkowski and led his team to 7-3 record as a senior and tallied 57 receptions for 1,068 yards with 18 scores
- ✦ Set a school record with 211 receiving yards in a single game

### MIKE BOONE'S NFL REGULAR SEASON RUSHING/RECEIVING STATISTICS

DATE	TEAM	RUSHING							RECEIVING				
		GP	GS	NO.	YDS.	AVG.	LG	TD	NO.	YDS.	AVG.	LG	TD
2018	Vikings	8	0	11	47	4.3	20	0	2	1	0.5	1	0
2019	Vikings	16	2	49	273	5.6	59	3	3	17	5.7	7	0
2020	Vikings	16	0	11	59	5.4	19	1	2	10	5.0	6	0
2021	Broncos	8	0	4	35	8.8	16	0	2	22	11.0	19	0
2022	Broncos	9	0	24	102	4.3	18	0	9	96	10.7	34	0
<b>NFL TOTALS</b>		<b>57</b>	<b>2</b>	<b>99</b>	<b>516</b>	<b>5.2</b>	<b>59</b>	<b>4</b>	<b>18</b>	<b>146</b>	<b>8.1</b>	<b>34</b>	<b>0</b>

### MIKE BOONE'S NFL POSTSEASON RUSHING/RECEIVING STATISTICS

DATE	TEAM	RUSHING							RECEIVING				
		GP	GS	NO.	YDS.	AVG.	LG	TD	NO.	YDS.	AVG.	LG	TD
2019	Vikings	2	0	0	0	0.0	0	0	0	0	0.0	0	0
<b>NFL TOTALS</b>		<b>2</b>	<b>0</b>	<b>0</b>	<b>0</b>	<b>0.0</b>	<b>0</b>	<b>0</b>	<b>0</b>	<b>0</b>	<b>0.0</b>	<b>0</b>	<b>0</b>

### MIKE BOONE'S NFL REGULAR SEASON RETURN STATISTICS

DATE	TEAM	KICKOFF RETURNS					PUNT RETURNS					
		RET.	YDS.	AVG.	LG	TD	NO.	FC	YDS.	AVG.	LG	TD
2018	Vikings	0	0	0.0	0	0	0	0	0	0.0	0	0
2019	Vikings	0	0	0.0	0	0	0	0	0	0.0	0	0
2020	Vikings	1	17	17.0	17	0	0	0	0	0.0	0	0
2021	Broncos	0	0	0.0	0	0	0	0	0	0.0	0	0
2022	Broncos	0	0	0.0	0	0	0	0	0	0.0	0	0
<b>NFL TOTALS</b>		<b>1</b>	<b>17</b>	<b>17.0</b>	<b>17</b>	<b>0</b>	<b>0</b>	<b>0</b>	<b>0</b>	<b>0.0</b>	<b>0</b>	<b>0</b>

### MIKE BOONE'S NFL POSTSEASON RETURN STATISTICS

DATE	TEAM	KICKOFF RETURNS					PUNT RETURNS					
		RET.	YDS.	AVG.	LG	TD	NO.	FC	YDS.	AVG.	LG	TD
2019	Vikings	0	0	0.0	0	0	0	0	0	0.0	0	0
<b>NFL TOTALS</b>		<b>0</b>	<b>0</b>	<b>0.0</b>	<b>0</b>	<b>0</b>	<b>0</b>	<b>0</b>	<b>0</b>	<b>0.0</b>	<b>0</b>	<b>0</b>



## SINGLE-GAME HIGHS: RUSHING/RECEIVING

<b>Rush Attempts</b>	17 vs. Chicago Bears, Dec 29, 2019	<b>All-Purpose Yards</b>	160 vs. Chicago Bears, Dec 29, 2019
<b>Rushing Yards</b>	148 vs. Chicago Bears, Dec 29, 2019	<b>Kickoff Returns</b>	1 at Green Bay Packers, Nov 01, 2020
<b>Rushing Average</b>	8.7 vs. Chicago Bears, Dec 29, 2019	<b>Kickoff Return Yards</b>	17 at Green Bay Packers, Nov 01, 2020
<b>Longest Runs</b>	59 vs. Chicago Bears, Dec 29, 2019	<b>Longest Kickoff Return</b>	17 at Green Bay Packers, Nov 01, 2020
<b>Rushing TDs</b>	2 at Los Angeles Chargers, Dec 15, 2019	<b>Special Teams Tackles</b>	1 at Dallas Cowboys, Nov 07, 2021 ...8 more at 1.
<b>Receptions</b>	2 vs. Chicago Bears, Dec 29, 2019	<b>Most TDs</b>	2 at Los Angeles Chargers, Dec 15, 2019
<b>Receiving Yards</b>	19 at Kansas City Chiefs, Dec 05, 2021	<b>Miscellaneous Tackles</b>	1 at Kansas City Chiefs, Dec 05, 2021 ...1 more at 1.
<b>Longest Receptions</b>	19 at Kansas City Chiefs, Dec 05, 2021		

## SINGLE-GAME HIGHS - POSTSEASON: RUSHING/RECEIVING

<b>Special Teams Tackles</b>	1 at San Francisco 49ers, Jan 11, 2020
------------------------------	--

## 100-YARD RUSHING GAMES (1): REGULAR SEASON

DATE	TEAM	ATT.	YDS.	AVG.	LG	TD
12/29/19	BEARS	17	148	8.7	59	1

## 2022 GAME-BY-GAME REGULAR-SEASON STATISTICS (BRONCOS)

W	DATE	OPPONENT	P/S	RUSHING					RECEIVING					W/L	SCORE
				NO.	YDS.	AVG.	LG	TD	NO.	YDS.	AVG.	LG	TD		
01	09/12	at Seahawks	P	0	0	0.0	0	0	1	2	2.0	2	0	L	16-17
02	09/18	Texans	P	0	0	0.0	0	0	0	0	0.0	0	0	W	16-9
03	09/25	49ers	P	0	0	0.0	0	0	0	0	0.0	0	0	W	11-10
04	10/02	at Raiders	P	3	20	6.7	13	0	1	9	9.0	9	0	L	23-32
05	10/06	Colts	P	7	38	5.4	18	0	3	47	15.7	34	0	L	9-12+
06	10/17	at Chargers	P	1	1	1.0	1	0	1	3	3.0	3	0	L	16-19+
07	10/23	Jets	P	4	23	5.8	15	0	0	0	0.0	0	0	L	9-16
08	10/30	at Jaguars												W	21-17
10	11/13	at Titans												L	10-17
11	11/20	Raiders												L	16-22+
12	11/27	at Panthers												L	10-23
13	12/04	at Ravens	P	6	18	3.0	10	0	1	8	8.0	8	0	L	9-10
14	12/11	Chiefs	P	3	2	0.7	1	0	2	27	13.5	20	0	L	28-34
15	12/18	Cardinals												W	24-15
16	12/25	at Rams												L	14-51
17	01/01	at Chiefs												L	24-27
18	01/08	Chargers												W	31-28
<b>2022 TOTALS</b>			<b>9-0</b>	<b>24</b>	<b>102</b>	<b>4.3</b>	<b>18</b>	<b>0</b>	<b>9</b>	<b>96</b>	<b>10.7</b>	<b>34</b>	<b>0</b>	<b>5-12</b>	

+ - Overtime



NOAH  
BROWN

85

WIDE RECEIVER

Ht: 6-2

DOB: 1/6/1996

Texans Season: 1

Acquired: UFA-'23

Wt: 215

College: Ohio State

NFL Season:



**TRANSACTIONS:** Selected by the Dallas Cowboys in the seventh round (239th overall) of the 2017 NFL Draft...Placed on reserve/injured on September 3, 2018 and activated on November 9...Placed on reserve/PUP on August 31, 2019...Resigned with Dallas on March 18, 2021...Placed on reserve/injured on December 9, 2021, and activated on January 1, 2022...Resigned with Dallas on March 8, 2022...Signed with the Houston Texans as an unrestricted free agent on March 17, 2023.

**2022 (Dallas 16/13, 2/0):**

- ✔ Played in all 16 games (13 starts), recording career highs in receptions (43), receiving yards (555), yards per reception (12.9), receiving touchdowns (three) and single-play yards (51)
- ✔ Hauled in first career touchdown vs. Cincinnati (9/18)
- ✔ Recorded two receiving touchdowns at Jacksonville (12/18)

**2021 (Dallas 13/1, 1/0):**

- ✔ Played in 13 games with one start and caught a career-high 16 passes for a career-best 184 yards (11.5 avg.)
- ✔ Posted a single-game career-high 47 yards, including a career-long 27-yarder, in the win at New England (10/17) as the team's special teams captain
- ✔ Notched his first start of the season, stepping in for Amari Cooper at Kansas City (11/17)
- ✔ Had career bests in receptions (six) and yards (53) on Thanksgiving Day vs. Las Vegas (11/25)
- ✔ Placed on Reserve/Injured with a groin injury, missed three games and returned vs. Arizona (1/2/22), seeing time on offense and special teams
- ✔ Played in his 50th career game, seeing time on special teams and offense at Philadelphia (1/8/22)

**2020 (Dallas 16/1):**

- ✔ Played in all 16 games for the first time in his career and caught 14 passes for 154 yards (11.0 avg.), while rushing once for four yards and tallied two stops on special teams
- ✔ Had four catches and 43 yards (10.75 avg.) vs. Cleveland (10/4) - his 25th game appearance
- ✔ Selected as the special teams captain for the game at Washington (10/25), posting one stop on special teams

**2019 (Dallas 0/0):**

- ✔ Spent the entire season on Reserve/PUP list after undergoing offseason knee surgery

**2018 (Dallas 8/2, 2/0):**

- ✔ Suffered a hamstring injury in the preseason and was placed on Reserve/Injured following the final cut date
- ✔ Returned to practice November 1, activated November 9 and played in the final eight games and both playoff contests
- ✔ Saw most of his time as a blocker but caught five passes for 54 yards (10.8 avg.) in the regular season with a pair of catches for 19 yards in Dallas' playoff games, while adding five tackles on special teams
- ✔ Made his season debut on special teams and offense at Philadelphia (11/11)
- ✔ Had his first catch of the year - a 22-yarder - on Thanksgiving Day against Washington (11/22)

**2017 (Dallas 13/1):**

- ✔ Played in 13 games as a rookie, totaling four receptions for 33 yards (8.3 avg.)
- ✔ Made his NFL debut at Denver (9/17), playing on offense and special teams
- ✔ Caught his first career pass - a 13-yarder - at Arizona (9/25)
- ✔ Had his first career start as Dallas opened with three receivers against Seattle (12/24)

**COLLEGE:**

- ✔ Played three years (2014-16) at Ohio State University in Columbus, Ohio
- ✔ Honorable mention All-Big Ten in 2016, as he started all 13 games for the Buckeyes and ranked second on the team with 32 receptions and 402 receiving yards (12.6 avg.) and tied for the team lead with seven touchdown catches

# PLAYER BIOS



- ✦ Broke a bone in his leg during fall camp and was issued a redshirt season as a sophomore
- ✦ Played in 11 games as a true freshman and caught one pass for nine yards

## PERSONAL:

- ✦ Attended Pope John XXIII High School in Sparta, N.J., where he was first-team All-New Jersey by the Newark Star-Ledger and named the West Jersey player of the year as a senior after amassing 1,363 total offensive yards and 21 touchdowns while helping Pope John reach the non-public league Group 3 final
- ✦ Majored in human development and family sciences

### NOAH BROWN'S NFL REGULAR SEASON RUSHING/RECEIVING STATISTICS

DATE	TEAM	GP	GS	RECEIVING					RUSHING				
				NO.	YDS.	AVG.	LG	TD	NO.	YDS.	AVG.	LG	TD
2017	Cowboys	13	1	4	33	8.3	14	0	0	0	0.0	0	0
2018	Cowboys	8	2	5	54	10.8	22	0	0	0	0.0	0	0
2019	Cowboys	0	0	0	0	0.0	0	0	0	0	0.0	0	0
2020	Cowboys	16	1	14	154	11.0	20	0	1	4	4.0	4	0
2021	Cowboys	13	1	16	184	11.5	27	0	0	0	0.0	0	0
2022	Cowboys	16	13	43	555	12.9	51	3	0	0	0.0	0	0
<b>NFL TOTALS</b>		<b>66</b>	<b>18</b>	<b>82</b>	<b>980</b>	<b>12.0</b>	<b>51</b>	<b>3</b>	<b>1</b>	<b>4</b>	<b>4.0</b>	<b>4</b>	<b>0</b>

### NOAH BROWN'S NFL POSTSEASON RUSHING/RECEIVING STATISTICS

DATE	TEAM	GP	GS	RECEIVING					RUSHING				
				NO.	YDS.	AVG.	LG	TD	NO.	YDS.	AVG.	LG	TD
2018	Cowboys	2	0	2	19	9.5	13	0	0	0	0.0	0	0
2021	Cowboys	1	0	0	0	0.0	0	0	0	0	0.0	0	0
2022	Cowboys	2	0	4	39	9.8	18	0	0	0	0.0	0	0
<b>NFL TOTALS</b>		<b>5</b>	<b>0</b>	<b>6</b>	<b>58</b>	<b>9.7</b>	<b>18</b>	<b>0</b>	<b>0</b>	<b>0</b>	<b>0.0</b>	<b>0</b>	<b>0</b>

### NOAH BROWN'S NFL REGULAR SEASON RETURN STATISTICS

DATE	TEAM	RET.	KICKOFF RETURNS				PUNT RETURNS					
			YDS.	AVG.	LG	TD	NO.	FC	YDS.	AVG.	LG	TD
2017	Cowboys	0	0	0.0	0	0	0	0	0	0.0	0	0
2018	Cowboys	0	0	0.0	0	0	0	0	0	0.0	0	0
2019	Cowboys	0	0	0.0	0	0	0	0	0	0.0	0	0
2020	Cowboys	0	0	0.0	0	0	0	0	0	0.0	0	0
2021	Cowboys	0	0	0.0	0	0	0	0	0	0.0	0	0
2022	Cowboys	0	0	0.0	0	0	0	0	0	0.0	0	0
<b>NFL TOTALS</b>		<b>0</b>	<b>0</b>	<b>0.0</b>	<b>0</b>	<b>0</b>	<b>0</b>	<b>0</b>	<b>0</b>	<b>0.0</b>	<b>0</b>	<b>0</b>

### NOAH BROWN'S NFL POSTSEASON RETURN STATISTICS

DATE	TEAM	RET.	KICKOFF RETURNS				PUNT RETURNS					
			YDS.	AVG.	LG	TD	NO.	FC	YDS.	AVG.	LG	TD
2018	Cowboys	0	0	0.0	0	0	0	0	0	0.0	0	0
2021	Cowboys	0	0	0.0	0	0	0	0	0	0.0	0	0
2022	Cowboys	0	0	0.0	0	0	0	0	0	0.0	0	0
<b>NFL TOTALS</b>		<b>0</b>	<b>0</b>	<b>0.0</b>	<b>0</b>	<b>0</b>	<b>0</b>	<b>0</b>	<b>0</b>	<b>0.0</b>	<b>0</b>	<b>0</b>



## SINGLE-GAME HIGHS: RUSHING/RECEIVING

<b>Rush Attempts</b>	1 vs. San Francisco 49ers, Dec 20, 2020	<b>Longest Receptions</b>	51 vs. Houston Texans, Dec 11, 2022
<b>Rushing Yards</b>	4 vs. San Francisco 49ers, Dec 20, 2020	<b>Receiving TDs</b>	2 at Jacksonville Jaguars, Dec 18, 2022
<b>Longest Runs</b>	4 vs. San Francisco 49ers, Dec 20, 2020	<b>All-Purpose Yards</b>	91 vs. Cincinnati Bengals, Sep 18, 2022
<b>Receptions</b>	6 at Jacksonville Jaguars, Dec 18, 2022 ...1 more at 6.	<b>Special Teams Tackles</b>	3 at Washington Commanders, Jan 08, 2023
<b>Receiving Yards</b>	91 vs. Cincinnati Bengals, Sep 18, 2022	<b>Most TDs</b>	2 at Jacksonville Jaguars, Dec 18, 2022
<b>Receiving Average</b>	21.3 vs. Houston Texans, Dec 11, 2022		

## SINGLE-GAME HIGHS - POSTSEASON: RECEIVING

<b>Receptions</b>	2 at San Francisco 49ers, Jan 22, 2023 ...1 more at 2.	<b>All-Purpose Yards</b>	21 at San Francisco 49ers, Jan 22, 2023
<b>Receiving Yards</b>	21 at San Francisco 49ers, Jan 22, 2023	<b>Special Teams Tackles</b>	1 at Los Angeles Rams, Jan 12, 2019
<b>Longest Receptions</b>	18 at San Francisco 49ers, Jan 22, 2023		


## 2022 GAME-BY-GAME REGULAR-SEASON STATISTICS (COWBOYS)

W	DATE	OPPONENT	P/S	RECEIVING					RUSHING					W/L	SCORE
				NO.	YDS.	AVG.	LG	TD	NO.	YDS.	AVG.	LG	TD		
01	09/11	Buccaneers	S	5	68	13.6	22	0	0	0	0.0	0	0	L	3-19
02	09/18	Bengals	S	5	91	18.2	28	1	0	0	0.0	0	0	W	20-17
03	09/26	at Giants	S	5	54	10.8	19	0	0	0	0.0	0	0	W	23-16
04	10/02	Commanders	S	3	61	20.3	45	0	0	0	0.0	0	0	W	25-10
05	10/09	at Rams	S	1	5	5.0	5	0	0	0	0.0	0	0	W	22-10
06	10/16	at Eagles	S	1	10	10.0	10	0	0	0	0.0	0	0	L	17-26
07	10/23	Lions	S	5	50	10.0	15	0	0	0	0.0	0	0	W	24-6
08	10/30	Bears												W	49-29
10	11/13	at Packers	S	1	3	3.0	3	0	0	0	0.0	0	0	L	28-31+
11	11/20	at Vikings	S	2	42	21.0	35	0	0	0	0.0	0	0	W	40-3
12	11/24	Giants	S	0	0	0.0	0	0	0	0	0.0	0	0	W	28-20
13	12/04	Colts	S	2	15	7.5	9	0	0	0	0.0	0	0	W	54-19
14	12/11	Texans	P	4	85	21.3	51	0	0	0	0.0	0	0	W	27-23
15	12/18	at Jaguars	P	6	49	8.2	14	2	0	0	0.0	0	0	L	34-40+
16	12/24	Eagles	S	1	5	5.0	5	0	0	0	0.0	0	0	W	40-34
17	12/29	at Titans	S	1	7	7.0	7	0	0	0	0.0	0	0	W	27-13
18	01/08	at Commanders	P	1	10	10.0	10	0	0	0	0.0	0	0	L	6-26
<b>2022 TOTALS</b>			<b>16-13</b>	<b>43</b>	<b>555</b>	<b>12.9</b>	<b>51</b>	<b>3</b>	<b>0</b>	<b>0</b>	<b>0.0</b>	<b>0</b>	<b>0</b>	<b>12-5</b>	

+ - Overtime

## 2022 GAME-BY-GAME POSTSEASON STATISTICS (COWBOYS)

W	DATE	OPPONENT	P/S	RECEIVING					RUSHING					W/L	SCORE
				NO.	YDS.	AVG.	LG	TD	NO.	YDS.	AVG.	LG	TD		
01	01/16	at Buccaneers	P	2	18	9.0	15	0	0	0	0.0	0	0	W	31-14
02	01/22	at 49ers	P	2	21	10.5	18	0	0	0	0.0	0	0	L	12-19
<b>2022 TOTALS</b>			<b>2-0</b>	<b>4</b>	<b>39</b>	<b>9.8</b>	<b>18</b>	<b>0</b>	<b>0</b>	<b>0</b>	<b>0.0</b>	<b>0</b>	<b>0</b>	<b>1-1</b>	



JALEN  
CAMP

17  
WIDE RECEIVER

Ht: 6-2      Wt: 220  
 DOB: 7/10/1998      College: Georgia Tech  
 Texans Season: 2      NFL Season: 2  
 Acquired: FA-'21



**TRANSACTIONS:** Selected by the Jacksonville Jaguars in the sixth round (209th overall) of the 2021 NFL Draft...Waived by Jacksonville on Aug. 31, 2021...Signed to the Houston Texans practice squad on Sept. 3, 2021...Elevated to the Texans active roster as a COVID-19 Replacement on Dec. 25, 2021...Reverted back to the Texans practice squad on Dec. 27, 2021...Elevated to the Texans active roster as a COVID-19 Replacement on Jan. 1, 2022...Reverted back to the Texans practice squad on Jan. 3, 2022...Elevated to the Texans active roster on Jan. 8, 2022...Reverted back to the Texans practice squad on Jan. 10, 2022...Signed a reserve/future contract with the Texans on Jan. 11, 2022...Waived by the Texans on Aug. 30, 2022...Added to the Texans practice squad on Aug. 31, 2022...Elevated from the practice squad to the active roster on Oct. 30, 2022...Signed a reserve/future contract with the Texans on Jan. 12, 2022.

**2022 (Houston 2/0):**

- Spent most of the season on the Texans practice squad
- Elevated from the practice squad to the active roster and caught his first-career pass for 7 yards vs Philadelphia (11/9)
- Appeared on offense and special teams for the second time that season at Dallas (12/11)

**2021 (Houston 3/1):**

- Played three games (one start) in his first season with the Texans
- Played in his first NFL game vs. the L.A. Chargers (12/26)
- Made his first career start at San Francisco (1/2/22)

**COLLEGE:**

- Played five seasons (2016-20) at Georgia Tech in Atlanta, where appeared in 49 games and amassed 808 receiving yards on 48 catches with five touchdowns
- Saw action in all 10 games (nine starts) as a senior in 2020 and led the team in receptions (29), receiving yards (439) and touchdown receptions (four)
- Capped his collegiate career with five receptions for 97 yards (both career highs), including a 21-yard touchdown, against Pitt (12/10/20)

**PERSONAL:**

- Attended South Forsyth High School in Cumming, Ga., where he totaled 84 catches and 25 touchdowns over his final two prep seasons
- Notched 47 receptions for 819 yards, 15 touchdowns and honorable-mention all-state recognition as a senior

JALEN CAMP'S NFL REGULAR SEASON RUSHING/RECEIVING STATISTICS

DATE	TEAM	GP	GS	RECEIVING					RUSHING				
				NO.	YDS.	AVG.	LG	TD	NO.	YDS.	AVG.	LG	TD
2021	Texans	3	1	0	0	0.0	0	0	0	0	0.0	0	0
2022	Texans	2	0	1	7	7.0	7	0	0	0	0.0	0	0
<b>NFL TOTALS</b>		<b>5</b>	<b>1</b>	<b>1</b>	<b>7</b>	<b>7.0</b>	<b>7</b>	<b>0</b>	<b>0</b>	<b>0</b>	<b>0.0</b>	<b>0</b>	<b>0</b>

**SINGLE-GAME HIGHS: RECEIVING**

Longest Receptions

7 vs. Philadelphia Eagles, Nov 03, 2022




# PLAYER BIOS



## 2022 GAME-BY-GAME REGULAR-SEASON STATISTICS (TEXANS)

W	DATE	OPPONENT	P/S	RECEIVING					RUSHING					W/L/ T	SCORE
				NO.	YDS.	AVG.	LG	TD	NO.	YDS.	AVG.	LG	TD		
01	09/11	Colts												T	20-20
02	09/18	at Broncos												L	9-16
03	09/25	at Bears												L	20-23
04	10/02	Chargers												L	24-34
05	10/09	at Jaguars												W	13-6
07	10/23	at Raiders												L	20-38
08	10/30	Titans												L	10-17
09	11/03	Eagles	P	1	7	7.0	7	0	0	0	0.0	0	0	L	17-29
10	11/13	at Giants												L	16-24
11	11/20	Commanders												L	10-23
12	11/27	at Dolphins												L	15-30
13	12/04	Browns												L	14-27
14	12/11	at Cowboys	P	0	0	0.0	0	0	0	0.0	0	0	L	23-27	
15	12/18	Chiefs												L	24-30+
16	12/24	at Titans												W	19-14
17	01/01	Jaguars												L	3-31
18	01/08	at Colts												W	32-31
<b>2022 TOTALS</b>			<b>2-0</b>	<b>1</b>	<b>7</b>	<b>7.0</b>	<b>7</b>	<b>0</b>	<b>0</b>	<b>0</b>	<b>0.0</b>	<b>0</b>	<b>0</b>	<b>3-13-1</b>	

+ - Overtime



BLAKE  
CASHMAN

53  
LINEBACKER

Ht: 6-1      Wt: 237  
 DOB: 5/10/1996      College: Minnesota  
 Texans Season: 2      NFL Season: 5  
 Acquired: T-'22



**TRANSACTIONS:** Selected by the New York Jets in the fifth round (157th overall) of the 2019 NFL Draft...Placed on the reserve/COVID-19 list on Dec. 6, 2021...Activated from the reserve/COVID-19 list on Dec. 24, 2021...Acquired via trade by the Houston Texans from the New York Jets on March 18, 2022.

**2022 (Houston 16/1):**

- ✔ Appeared in 16 games (one start) and totaled 15 tackles (12 solo), 3.0 sacks, four tackles for loss, five quarterback hits, two passes defended and 11 special teams tackles in his first season with the Texans
- ✔ Recorded one special teams tackle in his debut with the Texans vs. Indianapolis (9/11)
- ✔ Made his first start with the Texans and totaled one tackle, one tackle for loss, one quarterback hit and two special teams tackles vs. Los Angeles Chargers (10/2)
- ✔ Posted his first-career full sack, two tackles, one tackle for loss and one quarterback hit at the New York Giants (11/13)
- ✔ Recovered his first career fumble on a special teams muffed punt which set up the Texans first touchdown of the game at Dallas (12/11)
- ✔ Tallied 1.0 sack, one tackle for loss, one quarterback hit, one pass defended and one special teams tackle vs. Kansas City (12/18)

**2021 (N.Y. Jets 3/1):**

- ✔ Played in three games (one start) and tallied two tackles and one special teams tackle on the season
- ✔ Made his first start of the season at linebacker and totaled two tackles and one special teams tackle at New England (10/24)

**2020 (N.Y. Jets 4/1):**

- ✔ Appeared in four games (one start) and logged six special teams tackles (four solo)
- ✔ Started the season opener at Buffalo (9/13) and notched one special teams tackle
- ✔ Posted a career-high three special teams tackles vs. Buffalo (10/25)

**2019 (N.Y. Jets 7/5):**

- ✔ Recorded career highs in games played (seven), starts (five), tackles (40 total, 27 solo), quarterback hits (three), tackles for loss (three), as well as 0.5 sack, one fumble recovery and one pass defended as a rookie
- ✔ Appeared in his first NFL game vs. Buffalo (9/8), logging two tackles and one tackle for loss
- ✔ Made his first NFL start and logged his first career half-sack in addition to six tackles, one quarterback hit, one tackle for loss and one pass defended vs. Cleveland (9/16)
- ✔ Totaled a career-high eight tackles (six) as well as one tackle for loss at New England (9/22)
- ✔ Matched his career high with eight tackles in addition to one quarterback hit vs. New England (10/21)
- ✔ Tallied his first career fumble recovery and posted six tackles at Jacksonville (10/27)

**COLLEGE:**

- ✔ Played four seasons (2015-18) at the University of Minnesota in Minneapolis, appearing in 50 games and totaling 183 tackles (116 solo), 12.0 sacks, 31 tackles for loss, six passes defended, two forced fumbles and one fumble recovered and returned for a touchdown
- ✔ Played in 12 games (11 starts) as a senior (2018) and led the team with 104 tackles (62 solo), 2.5 sacks and 15 tackles for loss, earning second team All-Big Ten recognition by the media and third team by the coaches
- ✔ Played in all 12 games as a junior (2017) with 30 tackles, five tackles for loss and 2.0 sacks and earned the team's Gary Tinsley Award for the second-straight year, given annually to the player who best embodies the underdog spirit of the late former Gopher Gary Tinsley
- ✔ Played in all 13 games as a sophomore (2016) and recorded 45 tackles with a team-leading 7.5 sacks and one forced fumble, earning one Big Ten Defensive Player of the Week Award, Holiday Bowl Defensive Most Valuable Player recognition and the Gary Tinsley Award. Was recognized as part of the Academic All-Big Ten team
- ✔ Played in 13 games on special teams as a freshman (2015) and made four tackles and half a tackle for loss

# PLAYER BIOS



## PERSONAL:

- Attended Eden Prairie (Minn.) High School and helped lead his team to a 13-0 record and a state championship as a senior (the team's fourth-straight state title), playing both cornerback and linebacker
- Named Associated Press First Team All-State as a senior and was named to the 2014 KARE11 All-Metro Defensive Team
- Also lettered in basketball
- Father, Steve, played football at St. Thomas University

## BLAKE CASHMAN'S NFL REGULAR SEASON DEFENSIVE STATISTICS

DATE	TEAM	GP	GS	TACKLES								INTERCEPTIONS					FUMBLES					ST				MISC				
				TK	S	A	TFL	YDS	SK	YDS	QBH	NO	YDS	LG	TD	PD	FF	FR	TD	YDS	TK	S	A	FF	FR	S	A			
2019	Jets	7	5	40	27	13	3	7	0.5	4.0	3	0	0	0	0	1	0	1	0	0	0	0	0	0	0	0	0	0	0	0
2020	Jets	4	1	0	0	0	0	0	0.0	0.0	0	0	0	0	0	0	0	0	0	0	0	0	0	6	4	2	0	0	0	0
2021	Jets	3	1	2	2	0	0	0	0.0	0.0	0	0	0	0	0	0	0	0	0	0	0	0	1	1	0	0	0	0	0	0
2022	Texans	16	1	15	12	3	4	20	3.0	20.0	5	0	0	0	0	2	0	0	0	0	0	11	7	4	0	1	0	0	0	
<b>NFL TOTALS</b>		<b>30</b>	<b>8</b>	<b>57</b>	<b>41</b>	<b>16</b>	<b>7</b>	<b>27</b>	<b>3.5</b>	<b>24.0</b>	<b>8</b>	<b>0</b>	<b>0</b>	<b>0</b>	<b>0</b>	<b>3</b>	<b>0</b>	<b>1</b>	<b>0</b>	<b>0</b>	<b>0</b>	<b>18</b>	<b>12</b>	<b>6</b>	<b>0</b>	<b>1</b>	<b>0</b>	<b>0</b>	<b>0</b>	

## SINGLE-GAME HIGHS: DEFENSIVE

<b>Total Tackles</b>	8 vs. New England Patriots, Oct 21, 2019 ...1 more at 8.	<b>Fumble Recoveries</b>	1 at Jacksonville Jaguars, Oct 27, 2019
<b>Solo Tackles</b>	6 vs. New England Patriots, Oct 21, 2019 ...1 more at 6.	<b>Tackles For Loss</b>	1 vs. Kansas City Chiefs, Dec 18, 2022 ...6 more at 1.
<b>Sacks</b>	1.0 vs. Kansas City Chiefs, Dec 18, 2022 ...1 more at 1.0.	<b>Special Teams Tackles</b>	3 vs. Buffalo Bills, Oct 25, 2020
<b>Passes Defensed</b>	1 vs. Los Angeles Chargers, Oct 02, 2022 ...1 more at 1.		

## 2022 GAME-BY-GAME REGULAR-SEASON STATISTICS (TEXANS)

W	DATE	OPPONENT	P/S	TACKLES								INTERCEPTIONS					FUMBLES					ST				MISC		W/L/T	SCORE	
				TK	S	A	SK	YDS	TFL	YDS	QBH	NO	YDS	LG	TD	PD	FF	FR	TD	YDS	TK	S	A	FF	FR	S	A			
01	09/11	Colts	P	0	0	0	0.0	0.0	0	0	0	0	0	0	0	0	0	0	0	0	2	1	1	0	0	0	0	0	T	20-20
02	09/18	at Broncos	P	1	1	0	0.0	0.0	1	0	1	0	0	0	0	0	0	0	0	0	0	0	0	0	0	0	0	L	9-16	
03	09/25	at Bears	P	0	0	0	0.0	0.0	0	0	0	0	0	0	0	0	0	0	0	0	0	0	0	0	0	0	L	20-23		
04	10/02	Chargers	S	1	1	0	0.0	0.0	1	0	0	0	0	0	0	1	0	0	0	0	2	2	0	0	0	0	L	24-34		
05	10/09	at Jaguars		INACTIVE																							W	13-6		
07	10/23	at Raiders	P	0	0	0	0.0	0.0	0	0	0	0	0	0	0	0	0	0	0	0	0	0	0	0	0	0	L	20-38		
08	10/30	Titans	P	1	0	1	0.0	0.0	0	0	0	0	0	0	0	0	0	0	0	0	1	0	1	0	0	0	L	10-17		
09	11/03	Eagles	P	0	0	0	0.0	0.0	0	0	0	0	0	0	0	0	0	0	0	0	1	0	1	0	0	0	L	17-29		
10	11/13	at Giants	P	2	2	0	1.0	8.0	1	8	1	0	0	0	0	0	0	0	0	0	0	0	0	0	0	0	L	16-24		
11	11/20	Commanders	P	0	0	0	0.0	0.0	0	0	0	0	0	0	0	0	0	0	0	0	0	0	0	0	0	0	L	10-23		
12	11/27	at Dolphins	P	2	1	1	0.0	0.0	0	0	0	0	0	0	0	0	0	0	0	0	0	0	0	0	0	0	L	15-30		
13	12/04	Browns	P	0	0	0	0.0	0.0	0	0	0	0	0	0	0	0	0	0	0	0	1	1	0	0	0	0	L	14-27		
14	12/11	at Cowboys	P	0	0	0	0.0	0.0	0	0	1	0	0	0	0	0	0	0	0	0	0	0	0	0	1	0	L	23-27		
15	12/18	Chiefs	P	1	1	0	1.0	12.0	1	12	1	0	0	0	0	1	0	0	0	0	1	1	0	0	0	0	L	24-30+		
16	12/24	at Titans	P	2	2	0	1.0	0.0	0	0	1	0	0	0	0	0	0	0	0	0	0	0	0	0	0	0	W	19-14		
17	01/01	Jaguars	P	2	2	0	0.0	0.0	0	0	0	0	0	0	0	0	0	0	0	0	2	1	1	0	0	0	L	3-31		
18	01/08	at Colts	P	3	2	1	0.0	0.0	0	0	0	0	0	0	0	0	0	0	0	0	1	1	0	0	0	0	W	32-31		
<b>2022 TOTALS</b>		<b>16-1</b>		<b>15</b>	<b>12</b>	<b>3</b>	<b>3.0</b>	<b>20.0</b>	<b>4</b>	<b>20</b>	<b>5</b>	<b>0</b>	<b>0</b>	<b>0</b>	<b>0</b>	<b>2</b>	<b>0</b>	<b>0</b>	<b>0</b>	<b>0</b>	<b>11</b>	<b>7</b>	<b>4</b>	<b>0</b>	<b>1</b>	<b>0</b>	<b>0</b>	<b>3-13-1</b>		

+ - Overtime



MALIEK  
COLLINS

96

DEFENSIVE TACKLE

Ht: 6-2

DOB: 4/8/1995

Texans Season: 3

Acquired: UFA-'21

Wt: 310

College: Nebraska

NFL Season: 8



**TRANSACTIONS:** Selected by the Dallas Cowboys with the fourth pick of the third round (67th overall) of the 2016 NFL Draft...Signed by the Las Vegas Raiders as an unrestricted free agent on March 22, 2020...Signed by the Houston Texans as an unrestricted free agent on March 23, 2021...Placed on the reserve/COVID-19 list on Dec. 20, 2021...Activated from the reserve/COVID-19 list on Dec. 31, 2021...Re-signed with the Texans on March 18, 2022.

**2022 (Houston 15/15):**

- ✔ Played and started in 15 games, totaling 37 tackles (27 solo), 3.5 sacks, nine tackles for loss, 10 quarterback hits and two passes defended in 2022
- ✔ Recorded his first half-sack of the season and a season-high four tackles (two) at the New York Giants (11/13)
- ✔ Tallied 2.0 sacks at Miami (11/27), which marks the third multi-sack effort of his career
- ✔ Also reached 100 career quarterback hits and 150 career total tackles in Week 12 at Miami (11/27)
- ✔ Posted his third full sack of the season and one quarterback hit in the season finale at Indianapolis (1/1/23)

**2021 (Houston 15/15):**

- ✔ Started all 15 games he played in during his first season as a Texan, amassing a career-high 28 tackles (18 solo) and nine tackles for loss and tallying 2.5 sacks, seven quarterback hits, one fumble recovery and his first career interception
- ✔ Made his first start as a Texan and recorded one tackle in the season opener vs. Jacksonville (9/12)
- ✔ Notched his first tackle for loss as a Texan and two solo tackles at Cleveland (9/19)
- ✔ Logged his first sack as a Texan at Arizona (10/24), dropping QB Kyler Murray for a loss of 10 yards
- ✔ Recorded two tackles, half a sack, one fumble recovery and his first career interception at Miami (11/7). Intercepted a pass from QB Jacoby Brissett near the line of scrimmage in the third quarter
- ✔ Finished with three tackles (two), a quarterback hit and a season-high two tackles for loss at Tennessee (11/21)
- ✔ Posted two tackles (one solo), 1.0 sack, two quarterback hits and one tackle for loss vs. Tennessee (1/9/22). Sacked QB Ryan Tannehill for a loss of six yards

**2020 (Las Vegas 12/11):**

- ✔ Appeared in 12 games (11 starts), recording 15 total tackles (eight solo) and one quarterback hit
- ✔ Started at defensive tackle in his Raiders debut and recorded two tackles (one) at Carolina (9/13)
- ✔ Spent three weeks (13-15) on the Reserve/Injured list

**2019 (Dallas 16/16):**

- ✔ Started all 16 games and recorded 20 total tackles (13 solo), 4.0 sacks, 10 quarterback hits, six tackles for loss and one fumble recovery
- ✔ Started and registered his first sack of the season for a loss of eight yards vs. Minnesota (9/22)
- ✔ Recorded a sack in consecutive games, taking down Saints QB Teddy Bridgewater for a loss of nine yards at New Orleans (9/29)
- ✔ Tallied a season-high five total tackles (two) and added one fumble recovery vs. Philadelphia (10/20)
- ✔ Registered a sack by taking down Patriots QB Tom Brady for a loss of six yards at New England (11/24)

**2018 (Dallas 13/9, 2/2):**

- ✔ Appeared in 13 games (nine starts), totaling 19 tackles (12 solo), 3.0 sacks, eight quarterback hits, five tackles for loss and one fumble recovery
- ✔ Notched his first sack of the season at Carolina (9/9)
- ✔ Added a sack for a loss of eight yards vs. Jacksonville (10/14) after returning from injury
- ✔ Recorded his second game of the season with multiple quarterback hits and logged 1.0 sack vs. Tampa Bay (12/23)
- ✔ Sacked Seahawks QB Russell Wilson for a seven-yard loss in the Wild Card Round game vs. Seattle (1/5/19)



## 2017 (Dallas 16/16):

- Started all 16 games for the first time in his career and notched 22 total tackles (10), 2.5 sacks, nine quarterback hits, four tackles for loss and two fumble recoveries
- Contributed 2.0 sacks in a game for the second time in his career at Arizona (9/25)
- Logged two quarterback hits and a fumble recovery vs. Washington (11/30)

## 2016 (Dallas 16/14, 1/1):

- Saw action in all 16 regular season games (14 starts) and finished second on the team with a single-season career-high 5.0 sacks as a rookie. Also added 23 total tackles (17 solo), 13 quarterback hits, five tackles for loss, one forced fumble and one fumble recovery
- Tallied 2.0 sacks in a game for the first time in his career at Cleveland (11/6)
- Added one tackle, 1.0 sack, two quarterback hits, one forced fumble and one fumble recovery vs. Tampa Bay (12/18)
- Logged three quarterback hits and 1.0 sack vs. Detroit (12/26)

## COLLEGE:

- Played three seasons (2013-15) at the University of Nebraska in Lincoln, Neb.
- Appeared in 38 contests (26 starts), totaling 86 tackles, 21.5 tackles for loss, 8.0 sacks, one pass defensed and one forced fumble
- Named a two-time second-team All-Big Ten selection from 2014-15
- Played in 13 games with 12 starts as a junior (2015), totaling 29 tackles, seven tackles for loss and 2.5 sacks
- As a sophomore (2014), started 13 games and led the Cornhuskers in tackles for loss with 14, while ranking second on the team with 4.5 sacks while also adding 45 tackles
- Played in 12 games with one start as a freshman (2013) and recorded 12 tackles

## PERSONAL:

- Attended Kansas City (Mo.) Center High School
- First-team Class 3A all-state pick by the Missouri High School Coaches Association as a senior
- Standout wrestler who won the Missouri Class 2A state championship with a perfect 48-0 record in his senior season
- Volunteered his time with Uplifting Athletes, Make-A-Wish, Mad Dads, Madonna Rehabilitation Center and made local hospital visits in college

### MALIEK COLLINS' NFL REGULAR SEASON DEFENSIVE STATISTICS

DATE	TEAM	GP	GS	TACKLES								INTERCEPTIONS					FUMBLES				ST			MISC						
				TK	S	A	TFL	YDS	SK	YDS	QBH	NO	YDS	LG	TD	PD	FF	FR	TD	YDS	TK	S	A	FF	FR	S	A			
2016	Cowboys	16	14	23	17	6	5	37	5.0	36.0	14	0	0	0	0	0	1	1	0	0	0	0	0	0	0	0	0	0	0	0
2017	Cowboys	16	16	22	10	12	4	13	2.5	15.0	25	0	0	0	0	0	0	2	0	6	0	0	0	0	0	0	0	0	0	
2018	Cowboys	13	9	19	12	7	5	33	3.0	24.0	20	0	0	0	0	0	0	1	0	0	0	0	0	0	0	0	0	0	0	
2019	Cowboys	16	16	20	15	5	6	40	4.0	32.0	26	0	0	0	0	0	0	1	0	0	0	0	0	0	0	0	0	0	0	
2020	Raiders	12	11	15	8	7	0	0	0.0	0.0	1	0	0	0	0	0	0	0	0	0	0	0	0	0	0	0	0	0	0	
2021	Texans	15	15	29	18	11	9	29	2.5	22.0	7	1	0	0	0	1	0	1	0	0	0	0	0	0	0	0	0	0	0	
2022	Texans	15	15	37	27	10	9	22	3.5	17.0	10	0	0	0	0	2	0	0	0	0	0	0	0	0	0	0	0	0	0	
<b>NFL TOTALS</b>		<b>103</b>	<b>96</b>	<b>165</b>	<b>107</b>	<b>58</b>	<b>38</b>	<b>174</b>	<b>20.5</b>	<b>146.0</b>	<b>103</b>	<b>1</b>	<b>0</b>	<b>0</b>	<b>0</b>	<b>3</b>	<b>1</b>	<b>6</b>	<b>0</b>	<b>6</b>	<b>0</b>	<b>0</b>	<b>0</b>	<b>0</b>	<b>0</b>	<b>0</b>	<b>0</b>	<b>0</b>	<b>0</b>	

### MALIEK COLLINS' NFL POSTSEASON DEFENSIVE STATISTICS

DATE	TEAM	GP	GS	TACKLES								INTERCEPTIONS					FUMBLES				ST			MISC					
				TK	S	A	TFL	YDS	SK	YDS	QBH	NO	YDS	LG	TD	PD	FF	FR	TD	YDS	TK	S	A	FF	FR	S	A		
2016	Cowboys	1	1	0	0	0	0	0	0.0	0.0	1	0	0	0	0	0	0	0	0	0	0	0	0	0	0	0	0	0	0
2018	Cowboys	2	2	10	6	4	2	8	1.0	7.0	1	0	0	0	0	0	0	0	0	0	0	0	0	0	0	0	0	0	0
<b>NFL TOTALS</b>		<b>3</b>	<b>3</b>	<b>10</b>	<b>6</b>	<b>4</b>	<b>2</b>	<b>8</b>	<b>1.0</b>	<b>7.0</b>	<b>2</b>	<b>0</b>	<b>0</b>	<b>0</b>	<b>0</b>	<b>0</b>	<b>0</b>	<b>0</b>	<b>0</b>	<b>0</b>	<b>0</b>	<b>0</b>	<b>0</b>	<b>0</b>	<b>0</b>	<b>0</b>	<b>0</b>	<b>0</b>	<b>0</b>

### SINGLE-GAME HIGHS: DEFENSIVE

<b>Total Tackles</b>	6 vs. Philadelphia Eagles, Oct 20, 2019 ...1 more at 6.	<b>Fumble Recoveries</b>	1 at Miami Dolphins, Nov 07, 2021 ...5 more at 1.
<b>Solo Tackles</b>	5 vs. Tennessee Titans, Nov 05, 2018	<b>Tackles For Loss</b>	3 at Miami Dolphins, Nov 27, 2022
<b>Sacks</b>	2.0 at Miami Dolphins, Nov 27, 2022 ...2 more at 2.0.	<b>Interceptions</b>	1 at Miami Dolphins, Nov 07, 2021
<b>Passes Defensed</b>	1 at Tennessee Titans, Dec 24, 2022 ...3 more at 1.	<b>Longest Opponent's Fumble Return</b>	6 at Denver Broncos, Sep 17, 2017
<b>Forced Fumbles</b>	1 vs. Tampa Bay Buccaneers, Dec 18, 2016		

# PLAYER BIOS



## SINGLE-GAME HIGHS - POSTSEASON: DEFENSIVE


**Total Tackles** 3 at Los Angeles Rams, Jan 12, 2019  
...1 more at 3.  
**Solo Tackles** 3 at Los Angeles Rams, Jan 12, 2019

**Sacks** 1.0 vs. Seattle Seahawks, Jan 05, 2019  
**Tackles For Loss** 1 at Los Angeles Rams, Jan 12, 2019

## 2022 GAME-BY-GAME REGULAR-SEASON STATISTICS (TEXANS)

W	DATE	OPPONENT	P/S	TACKLES							INTERCEPTIONS					FUMBLES				ST				MISC		W/L	SCORE			
				TK	S	A	SK	YDS	TFL	YDS	QBH	NO	YDS	LG	TD	PD	FF	FR	TD	YDS	TK	S	A	FF	FR			S	A	
01	09/11	Colts	S	4	2	2	0.0	0.0	0	0	0	0	0	0	0	0	0	0	0	0	0	0	0	0	0	0	0	0	T	20-20
02	09/18	at Broncos	S	1	0	1	0.0	0.0	0	0	0	0	0	0	0	0	0	0	0	0	0	0	0	0	0	0	0	L	9-16	
03	09/25	at Bears	S	1	1	0	0.0	0.0	1	1	1	0	0	0	0	0	0	0	0	0	0	0	0	0	0	0	L	20-23		
04	10/02	Chargers	S	2	0	2	0.0	0.0	0	0	0	0	0	0	0	0	0	0	0	0	0	0	0	0	0	0	L	24-34		
05	10/09	at Jaguars	S	3	2	1	0.0	0.0	1	0	1	0	0	0	0	0	0	0	0	0	0	0	0	0	0	0	W	13-6		
07	10/23	at Raiders	S	1	1	0	0.0	0.0	0	0	1	0	0	0	0	0	0	0	0	0	0	0	0	0	0	0	L	20-38		
08	10/30	Titans																									L	10-17		
09	11/03	Eagles																									L	17-29		
10	11/13	at Giants	S	4	2	2	0.5	4.0	0	0	1	0	0	0	0	0	0	0	0	0	0	0	0	0	0	0	L	16-24		
11	11/20	Commanders	S	2	1	1	0.0	0.0	0	0	1	0	0	0	0	0	0	0	0	0	0	0	0	0	0	0	L	10-23		
12	11/27	at Dolphins	S	4	4	0	2.0	13.0	3	14	2	0	0	0	0	0	0	0	0	0	0	0	0	0	0	0	L	15-30		
13	12/04	Browns	S	1	1	0	0.0	0.0	0	0	0	0	0	0	0	0	0	0	0	0	0	0	0	0	0	0	L	14-27		
14	12/11	at Cowboys	S	4	4	0	0.0	0.0	1	3	0	0	0	0	0	0	0	0	0	0	0	0	0	0	0	0	L	23-27		
15	12/18	Chiefs	S	5	4	1	0.0	0.0	1	3	0	0	0	0	0	0	0	0	0	0	0	0	0	0	0	0	L	24-30+		
16	12/24	at Titans	S	3	3	0	0.0	0.0	2	1	1	0	0	0	0	1	0	0	0	0	0	0	0	0	0	0	W	19-14		
17	01/01	Jaguars	S	1	1	0	0.0	0.0	0	0	1	0	0	0	0	0	0	0	0	0	0	0	0	0	0	0	L	3-31		
18	01/08	at Colts	S	1	1	0	1.0	0.0	0	0	1	0	0	0	0	0	0	0	0	0	0	0	0	0	0	0	W	32-31		
<b>2022 TOTALS</b>			<b>15-15</b>	<b>37</b>	<b>27</b>	<b>10</b>	<b>3.5</b>	<b>17.0</b>	<b>9</b>	<b>22</b>	<b>10</b>	<b>0</b>	<b>0</b>	<b>0</b>	<b>0</b>	<b>2</b>	<b>0</b>	<b>0</b>	<b>0</b>	<b>0</b>	<b>0</b>	<b>0</b>	<b>0</b>	<b>0</b>	<b>0</b>	<b>0</b>	<b>0</b>	<b>3-13-</b>	<b>1</b>	

+ - Overtime



NICO COLLINS

12  
WIDE RECEIVER

Ht: 6-4      Wt: 215  
 DOB: 3/19/1999      College: Michigan  
 Texans Season: 3      NFL Season: 3  
 Acquired: D3b-'21



**TRANSACTIONS:** Selected by the Houston Texans with the 26th pick of the third round (89th overall) of the 2021 NFL Draft...Placed on the reserve/injured list on Sept. 21, 2021...Designated for return to the active roster on Oct. 13, 2021...Activated on Oct. 16, 2021.

**2022 (Houston 10/7):**

- ✔ Finished with career highs in receptions (37), receiving yards (481) and touchdowns (2)
- ✔ Caught four passes for 58 yards (13.0 avg.) at Denver (9/18), which ranked as the fourth-most receiving yards of his career at the time
- ✔ Had a career-best 82 receiving yards vs. Los Angeles (10/2), which included his longest career reception of 58 yards
- ✔ Caught his second career touchdown on a pass from QB Davis Mills at the New York Giants (11/13)
- ✔ Hauled in a career-high six passes at Miami (11/27) in Week 12 for 44 yards
- ✔ Was inactive for Week 14-15 before being put on Reserve/Injured for the rest of the season

**2021 (Houston 14/8):**

- ✔ Played in 14 games (eight starts) as a rookie, amassing 33 receptions for 446 yards (13.5 avg.) and one receiving touchdown
- ✔ Recorded the fifth-most receiving yards by a rookie in Texans history
- ✔ Notched his first career reception for seven yards in the season opener vs. Jacksonville (9/12)
- ✔ Caught a career-long 32-yard pass at Cleveland (9/19)
- ✔ Made his second start of the season and caught four passes for 44 yards (11.0 avg.) at Indianapolis (10/17), the second-most receiving yards on the team
- ✔ Finished with 28 receiving yards on two catches at Arizona (10/24) to lead the team in receiving yards for the first time in his career
- ✔ Recorded four receptions for 55 yards vs. the L.A. Rams (10/31)
- ✔ Posted career highs with 69 receiving yards and five catches (13.8 avg.) vs. Seattle (12/12)
- ✔ Caught his first career touchdown pass from QB Davis Mills and recorded three receptions for 33 yards (11.0 avg.) vs. the L.A. Chargers (12/26)
- ✔ Finished second on the team with 67 receiving yards on three catches (22.3 avg.) vs. Tennessee (1/9/22)

**COLLEGE:**

- ✔ Played three seasons (2017-19) at the University of Michigan in Ann Arbor, Mich., before opting out of the 2020 season, totaling 78 receptions for 1,388 receiving yards (17.8 avg.) and 13 touchdowns in his career
- ✔ Opted out of the 2020 season
- ✔ Appeared in 12 games (10 starts) in 2019, catching 37 passes for 729 yards with a team-leading seven touchdowns and a Big Ten-leading 19.7 yards per catch. Also named the team's Offensive Player of the Year
- ✔ Played in all 13 games (11 starts) in 2018, with 38 receptions for 632 yards (16.6 avg.) and six touchdowns. Earned All-Big Ten honorable mention honors from the coaches
- ✔ Played in four games (one start) in 2017, totaling three catches for 27 yards (9.0 avg.)

**PERSONAL:**

- ✔ Attended Clay-Chalkville High School in Pinson, Ala.
- ✔ Helped lead the Cougars to the Alabama Division 6A state championship in 2014
- ✔ Totaled 103 receptions for 1,968 receiving yards (19.1 avg.) and 25 touchdowns over his final two high school seasons
- ✔ Was named to the Alabama Sports Writers Association All-State First Team in 2016



## NICO COLLINS' NFL REGULAR SEASON RUSHING/RECEIVING STATISTICS

DATE	TEAM	GP	GS	RECEIVING					RUSHING				
				NO.	YDS.	AVG.	LG	TD	NO.	YDS.	AVG.	LG	TD
2021	Texans	14	8	33	446	13.5	32	1	0	0	0.0	0	0
2022	Texans	10	7	37	481	13.0	58	2	0	0	0.0	0	0
<b>NFL TOTALS</b>		<b>24</b>	<b>15</b>	<b>70</b>	<b>927</b>	<b>13.2</b>	<b>58</b>	<b>3</b>	<b>0</b>	<b>0</b>	<b>0.0</b>	<b>0</b>	<b>0</b>

### SINGLE-GAME HIGHS: RECEIVING

<b>Receptions</b>	6 at Miami Dolphins, Nov 27, 2022	<b>Receiving TDs</b>	1 vs. Cleveland Browns, Dec 04, 2022 ...2 more at 1.
<b>Receiving Yards</b>	82 vs. Los Angeles Chargers, Oct 02, 2022	<b>All-Purpose Yards</b>	82 vs. Los Angeles Chargers, Oct 02, 2022
<b>Receiving Average</b>	27.3 vs. Los Angeles Chargers, Oct 02, 2022	<b>Most TDs</b>	1 vs. Cleveland Browns, Dec 04, 2022 ...2 more at 1.
<b>Longest Receptions</b>	58 vs. Los Angeles Chargers, Oct 02, 2022	<b>Miscellaneous Tackles</b>	1 at Indianapolis Colts, Oct 17, 2021

### 2022 GAME-BY-GAME REGULAR-SEASON STATISTICS (TEXANS)

W	DATE	OPPONENT	P/S	RECEIVING					RUSHING					W/L/T	SCORE
				NO.	YDS.	AVG.	LG	TD	NO.	YDS.	AVG.	LG	TD		
01	09/11	Colts	S	2	26	13.0	18	0	0	0	0.0	0	0	T	20-20
02	09/18	at Broncos	P	4	58	14.5	29	0	0	0	0.0	0	0	L	9-16
03	09/25	at Bears	P	2	41	20.5	22	0	0	0	0.0	0	0	L	20-23
04	10/02	Chargers	S	3	82	27.3	58	0	0	0	0.0	0	0	L	24-34
05	10/09	at Jaguars	S	4	65	16.3	23	0	0	0	0.0	0	0	W	13-6
07	10/23	at Raiders	S	3	33	11.0	15	0	0	0	0.0	0	0	L	20-38
08	10/30	Titans						INACTIVE					L	10-17	
09	11/03	Eagles						INACTIVE					L	17-29	
10	11/13	at Giants	S	5	49	9.8	13	1	0	0	0.0	0	0	L	16-24
11	11/20	Commanders	S	5	48	9.6	22	0	0	0	0.0	0	0	L	10-23
12	11/27	at Dolphins	S	6	44	7.3	12	0	0	0	0.0	0	0	L	15-30
13	12/04	Browns	P	3	35	11.7	16	1	0	0	0.0	0	0	L	14-27
14	12/11	at Cowboys						INACTIVE					L	23-27	
15	12/18	Chiefs						INACTIVE					L	24-30+	
16	12/24	at Titans						RESERVE/INJURED					W	19-14	
17	01/01	Jaguars						RESERVE/INJURED					L	3-31	
18	01/08	at Colts						RESERVE/INJURED					W	32-31	
<b>2022 TOTALS</b>			<b>10-7</b>	<b>37</b>	<b>481</b>	<b>13.0</b>	<b>58</b>	<b>2</b>	<b>0</b>	<b>0</b>	<b>0.0</b>	<b>0</b>	<b>0</b>	<b>3-13-1</b>	

+ - Overtime





# BYRON COWART

# 90

DEFENSIVE TACKLE

Ht: 6-3      Wt: 300  
 DOB: 5/20/1996      College: Maryland  
 Texans Season: 1      NFL Season: 5  
 Acquired: FA-'23



**TRANSACTIONS:** Selected by the New England Patriots in the fifth round (159th overall) in the 2019 NFL Draft...Acquired via waivers by the Indianapolis Colts from New England on July 23, 2022, Signed with the Kansas City Chiefs as an unrestricted free agent on March 24, 2023...Signed with the Houston Texans as a free agent on May 18, 2023.

**2022 (Indianapolis Colts 17/0):**

- Appeared in all 17 games and recorded 12 tackles, including two tackles for loss

**2021 (New England Patriots 0/0):**

- Spent the 2021 season on the physically unable to perform list

**2020 (New England Patriots 14/14):**

- Started in all 14 games he played in and recorded 27 total tackles (14 solo), three tackles for loss, three quarterback hits and 1.0 sack

**2019 (New England Patriots 5/0):**

- Saw action in five games and recorded one tackle

**COLLEGE:**

- Saw action in 39 total games (12 starts) at Maryland (2018) and Auburn (2015-17)
- Accumulated 52 total tackles (24 solo), six tackles for loss, 3.0 sacks, two passes defended, two interceptions and two forced fumbles

**PERSONAL:**

- Attended Armwood High School in Seffner, Fla.
- Helped lead the Hawks to state championships as a junior and senior
- Tallied 185 tackles and 29.0 sacks throughout his high school career
- Also lettered in basketball and track
- Rated the No. 1 recruit in the nation by ESPN and *Rivals*

**BYRON COWART'S NFL REGULAR SEASON DEFENSIVE STATISTICS**

DATE	TEAM	GP	GS	TACKLES								INTERCEPTIONS					FUMBLES				ST		MISC				
				TK	S	A	TFL	YDS	SK	YDS	QBH	NO	YDS	LG	TD	PD	FF	FR	TD	YDS	TK	S	A	FF	FR	S	A
2019	Patriots	5	0	2	1	1	0	0	0.0	0.0	0	0	0	0	0	0	0	0	0	0	0	0	0	0	0	0	0
2020	Patriots	14	14	27	14	13	3	7	1.0	5.0	3	0	0	0	0	1	0	0	0	0	0	0	0	0	0	0	0
2021	Patriots	0	0	0	0	0	0	0	0.0	0.0	0	0	0	0	0	0	0	0	0	0	0	0	0	0	0	0	0
2022	Colts	17	0	12	4	8	2	2	0.0	0.0	0	0	0	0	0	0	0	0	0	0	0	0	0	0	0	0	0
<b>NFL TOTALS</b>		<b>36</b>	<b>14</b>	<b>41</b>	<b>19</b>	<b>22</b>	<b>5</b>	<b>9</b>	<b>1.0</b>	<b>5.0</b>	<b>3</b>	<b>0</b>	<b>0</b>	<b>0</b>	<b>0</b>	<b>1</b>	<b>0</b>	<b>0</b>	<b>0</b>	<b>0</b>	<b>0</b>	<b>0</b>	<b>0</b>	<b>0</b>	<b>0</b>	<b>0</b>	<b>0</b>

**BYRON COWART'S NFL POSTSEASON DEFENSIVE STATISTICS**

DATE	TEAM	GP	GS	TACKLES								INTERCEPTIONS					FUMBLES				ST		MISC				
				TK	S	A	TFL	YDS	SK	YDS	QBH	NO	YDS	LG	TD	PD	FF	FR	TD	YDS	TK	S	A	FF	FR	S	A
2019	Patriots	0	0	0	0	0	0	0	0.0	0.0	0	0	0	0	0	0	0	0	0	0	0	0	0	0	0	0	0
2021	Patriots	0	0	0	0	0	0	0	0.0	0.0	0	0	0	0	0	0	0	0	0	0	0	0	0	0	0	0	0
<b>NFL TOTALS</b>		<b>0</b>	<b>0</b>	<b>0</b>	<b>0</b>	<b>0</b>	<b>0</b>	<b>0</b>	<b>0.0</b>	<b>0.0</b>	<b>0</b>	<b>0</b>	<b>0</b>	<b>0</b>	<b>0</b>	<b>0</b>	<b>0</b>	<b>0</b>	<b>0</b>	<b>0</b>	<b>0</b>	<b>0</b>	<b>0</b>	<b>0</b>	<b>0</b>	<b>0</b>	<b>0</b>

# PLAYER BIOS



## SINGLE-GAME HIGHS: DEFENSIVE

**Total Tackles** 4 at Houston Texans, Nov 22, 2020  
...1 more at 4.

**Solo Tackles** 2 at Houston Texans, Nov 22, 2020  
...2 more at 2.

**Sacks** 1.0 at Los Angeles Rams, Dec 10, 2020

**Passes Defensed** 1 at Los Angeles Chargers, Dec 06, 2020

**Tackles For Loss** 1 vs. Philadelphia Eagles, Nov 20, 2022  
...4 more at 1.

## 2022 GAME-BY-GAME REGULAR-SEASON STATISTICS (COLTS)

W	DATE	OPPONENT	P/S	TACKLES						INTERCEPTIONS					FUMBLES				ST				MISC		W/L	SCORE			
				TK	S	A	SK	YDS	TFL	YDS	QBH	NO	YDS	LG	TD	PD	FF	FR	TD	YDS	TK	S	A	FF			FR	S	A
01	09/11	at Texans	P	0	0	0	0.0	0.0	0	0	0	0	0	0	0	0	0	0	0	0	0	0	0	0	0	0	0	T	20-20
02	09/18	at Jaguars	P	1	1	0	0.0	0.0	1	2	0	0	0	0	0	0	0	0	0	0	0	0	0	0	0	0	0	L	0-24
03	09/25	Chiefs	P	0	0	0	0.0	0.0	0	0	0	0	0	0	0	0	0	0	0	0	0	0	0	0	0	0	W	20-17	
04	10/02	Titans	P	0	0	0	0.0	0.0	0	0	0	0	0	0	0	0	0	0	0	0	0	0	0	0	0	0	L	17-24	
05	10/06	at Broncos	P	1	1	0	0.0	0.0	0	0	0	0	0	0	0	0	0	0	0	0	0	0	0	0	0	0	W	12-9+	
06	10/16	Jaguars	P	2	0	2	0.0	0.0	0	0	0	0	0	0	0	0	0	0	0	0	0	0	0	0	0	0	W	34-27	
07	10/23	at Titans	P	1	0	1	0.0	0.0	0	0	0	0	0	0	0	0	0	0	0	0	0	0	0	0	0	0	L	10-19	
08	10/30	Commanders	P	0	0	0	0.0	0.0	0	0	0	0	0	0	0	0	0	0	0	0	0	0	0	0	0	0	L	16-17	
09	11/06	at Patriots	P	0	0	0	0.0	0.0	0	0	0	0	0	0	0	0	0	0	0	0	0	0	0	0	0	0	L	3-26	
10	11/13	at Raiders	P	1	0	1	0.0	0.0	0	0	0	0	0	0	0	0	0	0	0	0	0	0	0	0	0	0	W	25-20	
11	11/20	Eagles	P	2	1	1	0.0	0.0	1	0	0	0	0	0	0	0	0	0	0	0	0	0	0	0	0	0	L	16-17	
12	11/28	Steelers	P	1	1	0	0.0	0.0	0	0	0	0	0	0	0	0	0	0	0	0	0	0	0	0	0	0	L	17-24	
13	12/04	at Cowboys	P	1	0	1	0.0	0.0	0	0	0	0	0	0	0	0	0	0	0	0	0	0	0	0	0	0	L	19-54	
15	12/17	at Vikings	P	1	0	1	0.0	0.0	0	0	0	0	0	0	0	0	0	0	0	0	0	0	0	0	0	0	L	36-39+	
16	12/26	Chargers	P	0	0	0	0.0	0.0	0	0	0	0	0	0	0	0	0	0	0	0	0	0	0	0	0	0	L	3-20	
17	01/01	at Giants	P	1	0	1	0.0	0.0	0	0	0	0	0	0	0	0	0	0	0	0	0	0	0	0	0	0	L	10-38	
18	01/08	Texans	P	0	0	0	0.0	0.0	0	0	0	0	0	0	0	0	0	0	0	0	0	0	0	0	0	0	L	31-32	
<b>2022 TOTALS</b>			<b>17-0</b>	<b>12</b>	<b>4</b>	<b>8</b>	<b>0.0</b>	<b>0.0</b>	<b>2</b>	<b>2</b>	<b>0</b>	<b>0</b>	<b>0</b>	<b>0</b>	<b>0</b>	<b>0</b>	<b>0</b>	<b>0</b>	<b>0</b>	<b>0</b>	<b>0</b>	<b>0</b>	<b>0</b>	<b>0</b>	<b>0</b>	<b>0</b>	<b>0</b>	<b>4-12-1</b>	

+ - Overtime



DYLAN  
DEATHERAGE



72  
TACKLE

Ht: 6-4

DOB: 1/16/1999

Texans Season: R

Acquired: CFA-'23

Wt: 310

College: Western Michigan

NFL Season: R

**TRANSACTIONS:** Signed with the Houston Texans as an undrafted free agent on May 11, 2023.

**COLLEGE:**

- ✔ Spent five seasons at Western Michigan (2018-22) and played in 47 games (42 starts)
- ✔ In 2022, played in and started all 12 games
- ✔ Named semifinalist for Campbell Trophy
- ✔ Named Academic All-MAC
- ✔ Led the way for RB Sean Tyler to rush for 1,000 yards

**PERSONAL:**

- ✔ Led Bishop McNamara to 2015 Class 3A state championship
- ✔ Played basketball and baseball
- ✔ Son of Tina and Mike Deatherage
- ✔ Majoring in biomedical sciences



# AUSTIN DECULUS

**76**  
TACKLE

**Ht:** 6-5      **Wt:** 321  
**DOB:** 3/12/1999      **College:** LSU  
**Texans Season:** 2      **NFL Season:** 2  
**Acquired:** 06-'22



**TRANSACTIONS:** Selected by the Houston Texans in the sixth round (205th overall) of the 2022 NFL Draft.

**2022 (Houston 5/0):**

- ✔ Played in five games during his rookie season, seeing snaps on special teams
- ✔ Made the 53-man roster but was inactive for Week 1 of the NFL season
- ✔ Played in the first game of his career at Dallas (12/11), helping block on the field goal unit
- ✔ Participated in the final five games of the 2022 season

**COLLEGE:**

- ✔ Played five seasons (2017-21) at LSU in Baton Rouge, La., where he played in more games than any player in school history (61) with 46 starts

**2021 (LSU):**

- ✔ Started 12 games at right tackle and played 829 snaps in his fifth year that was granted due to COVID-19
- ✔ Did not miss a single snap in SEC-play
- ✔ Helped pave the way for a record-setting 287-yard rushing performance vs. Florida (10/16)
- ✔ Played a season-high 86 snaps vs. Arkansas (11/13)
- ✔ Played 74 snaps in the win vs. Texas A&M on Senior Night (11/27), helping the Tigers become bowl eligible

**2020 (LSU):**

- ✔ Started all 10 games at right tackle, playing every offensive snap in seven games
- ✔ Named to the 2020 SEC Academic Honor Roll
- ✔ Blocked for a 276-yard rushing effort vs. South Carolina (10/24)
- ✔ Helped the Tigers rack up a season-high 593 yards of total offense and allowed only 1.0 sack on 51 passing attempts vs. Ole Miss (12/19)

**2019 (LSU):**

- ✔ Played and started in 13 games during LSU's national championship season, all at right tackle, when he was named the team's most improved offensive lineman
- ✔ Was a part of the offensive line that was named the Joe Moore Award winner as the top unit in the nation
- ✔ Helped pave the way for 1,000-yard rusher RB Clyde Edwards-Helaire and Heisman Trophy Award winner QB Joe Burrow
- ✔ Was a key member of the offensive line that helped the Tigers to 500-plus yards of total offense vs. Texas A&M (11/30)
- ✔ Blocked for LSU as the team put up 37 points and 450-plus yards of total offense vs. Georgia in the SEC Championship Game (12/7)
- ✔ Assisted the LSU offense as it racked up 692 yards of total offense and allowed just 1.0 sack in the CFP Semifinal vs. Oklahoma (12/28)
- ✔ Played all 81 offensive snaps in the CFP National Championship vs. Clemson (1/13/20)

**2018 (LSU):**

- ✔ Was a starter at right tackle for LSU's final 11 games, appearing in 13 total games with 827 snaps
- ✔ Made his first career start at left tackle vs. Southeastern Louisiana (9/9)
- ✔ Shifted to right tackle the following week at Auburn (9/15), where he remained for the rest of the season
- ✔ Played every offensive snap in six consecutive games beginning with the win vs. Southeastern Louisiana and continued through the victory vs. Georgia (10/13)
- ✔ Played all 86 offensive snaps vs. UCF in the Fiesta Bowl (1/1/19)

**2017 (LSU):**

- ✔ Played in all 13 games on special teams and saw action on the offensive line in two games as a true freshman



✦ Played extensively on the road at Florida (10/7) following two injuries to linemen in the game

**PERSONAL:**

- ✦ Attended Cy-Fair High School in Cypress, Texas, where he was an honorable mention 6A All-State selection in 2016
- ✦ Regarded as the nation's 14th-best overall prospect and the No. 5 offensive tackle by ESPN
- ✦ Ranked as the No. 3 prospect in Texas by ESPN
- ✦ A member of the VYPE/Houston Chronicle Greater Houston first team
- ✦ Participated in the 2016 Under Armour All-America Game


### AUSTIN DECULUS' NFL REGULAR SEASON STATISTICS

DATE	TEAM	GP	GS
2022	Texans	5	0
<b>NFL TOTALS</b>		<b>5</b>	<b>0</b>

### 2022 GAME-BY-GAME REGULAR-SEASON STATISTICS (TEXANS)

W	DATE	OPPONENT	P/S		W/L/T	SCORE
01	09/11	Colts		INACTIVE	T	20-20
02	09/18	at Broncos		DID NOT PLAY	L	9-16
03	09/25	at Bears		INACTIVE	L	20-23
04	10/02	Chargers		INACTIVE	L	24-34
05	10/09	at Jaguars		INACTIVE	W	13-6
07	10/23	at Raiders		INACTIVE	L	20-38
08	10/30	Titans		INACTIVE	L	10-17
09	11/03	Eagles		INACTIVE	L	17-29
10	11/13	at Giants		INACTIVE	L	16-24
11	11/20	Commanders		INACTIVE	L	10-23
12	11/27	at Dolphins		INACTIVE	L	15-30
13	12/04	Browns		INACTIVE	L	14-27
14	12/11	at Cowboys	P		L	23-27
15	12/18	Chiefs	P		L	24-30+
16	12/24	at Titans	P		W	19-14
17	01/01	Jaguars	P		L	3-31
18	01/08	at Colts	P		W	32-31
<b>2022 TOTALS</b>			<b>5-0</b>		<b>3-13-1</b>	

+ - Overtime



MICHAEL  
DEITER

63  
CENTER/GUARD

Ht: 6-6      Wt: 315  
 DOB: 9/3/1996      College: Wisconsin  
 Texans Season: 1      NFL Season: 5  
 Acquired: UFA-'23



**TRANSACTIONS:** Selected in the third round (78th overall) by the Miami Dolphins in the 2019 NFL Draft...Placed on reserve/injured on Oct. 2, 2021...Signed by the Houston Texans as an unrestricted free agent on March 25, 2023.

**2022 (Miami 17/0, 0/0):**

- ✔ Played in 17 games, logging all of his snaps on special teams

**2021 (Miami 8/8):**

- ✔ Appeared in eight games, starting the first three weeks and last five weeks of the season at center
- ✔ Paved the way for RB Duke Johnson, who rushed for a career-high 117 yards in the final game of the season vs. New England (1/9)

**2020 (Miami 16/0)**

- ✔ Played in all 16 games, seeing 23 snaps at left guard
- ✔ Helped the team rush for 250 yards, which was Miami's most since the 2016 season

**2019 (Miami 16/15)**

- ✔ Appeared in 16 games (15 starts) at left guard
- ✔ His 15 starts were the most by a Dolphins rookie offensive linemen since Ja'Waun Jones started all 16 games in 2014

**COLLEGE:**

- ✔ Was a four-year starter at the University of Wisconsin, appearing in 54 games and earning 24 starts at left guard, 16 at center and 14 at left tackle
- ✔ His 54 starts were the most in school history and second in Big Ten history
- ✔ Started at 13 games at left guard during his senior season, earning First-Team All-America, First-Team All-Big Ten and Big Ten Offensive Lineman of the Year award
- ✔ Made 14 starts at left tackle during his junior season, while even carrying the ball for four yards and a touchdown during his junior year
- ✔ During his sophomore season, he started all 14 games at center (10) and guard (4)
- ✔ In his first season as a redshirt freshman, he earned 13 starts and was selected to the Big Ten All-Freshman Team

**PERSONAL:**

- ✔ Attended Genoa High School and played offensive and defensive line
- ✔ Lettered in baseball while in high school
- ✔ Majored in retailing and consumer behavior
- ✔ Last name is pronounced DEE-ter

MICHAEL DEITER'S NFL REGULAR SEASON STATISTICS

DATE	TEAM	GP	GS
2019	Dolphins	16	15
2020	Dolphins	15	0
2021	Dolphins	8	8
2022	Dolphins	17	0
<b>NFL TOTALS</b>		<b>56</b>	<b>23</b>



## MICHAEL DEITER'S NFL POSTSEASON STATISTICS

DATE	TEAM	GP	GS
2022	Dolphins	1	0
<b>NFL TOTALS</b>		<b>1</b>	<b>0</b>

## 2022 GAME-BY-GAME REGULAR-SEASON STATISTICS (DOLPHINS)

W	DATE	OPPONENT	P/S	W/L	SCORE
01	09/11	Patriots	P	W	20-7
02	09/18	at Ravens	P	W	42-38
03	09/25	Bills	P	W	21-19
04	09/29	at Bengals	P	L	15-27
05	10/09	at Jets	P	L	17-40
06	10/16	Vikings	P	L	16-24
07	10/23	Steelers	P	W	16-10
08	10/30	at Lions	P	W	31-27
09	11/06	at Bears	P	W	35-32
10	11/13	Browns	P	W	39-17
12	11/27	Texans	P	W	30-15
13	12/04	at 49ers	P	L	17-33
14	12/11	at Chargers	P	L	17-23
15	12/17	at Bills	P	L	29-32
16	12/25	Packers	P	L	20-26
17	01/01	at Patriots	P	L	21-23
18	01/08	Jets	P	W	11-6
<b>2022 TOTALS</b>			<b>17-0</b>	<b>9-8</b>	

## 2022 GAME-BY-GAME POSTSEASON STATISTICS (DOLPHINS)

W	DATE	OPPONENT	P/S	W/L	SCORE
01	01/15	at Bills	P	L	31-34
<b>2022 TOTALS</b>			<b>1-0</b>	<b>0-1</b>	



TANK  
DELL

13

WIDE RECEIVER

Ht: 5-10

DOB: 10/29/1999

Texans Season: R

Acquired: 03-'23

Wt: 165

College: Houston

NFL Season: R



**TRANSACTIONS:** Selected by the Houston Texans in the third round (62nd overall) of the 2023 NFL Draft.

**COLLEGE:**

- ✔ Played three seasons (2020-22) at Houston, where he appeared in 32 games and caught 211 passes for 2,904 and 28 touchdowns
- ✔ Spent 2019-20 at Independence Community College and played in 10 games, recording 52 receptions for 766 yards and eight touchdowns


**Houston (2022):**

- ✔ National leader in receiving touchdowns (17)
- ✔ National leader in receiving yards (1,398)
- ✔ Houston Football Team Captain
- ✔ Pro Football Focus (PFF) Second-Team All-America
- ✔ Walter Camp Football Foundation Second-Team All-America
- ✔ Sporting News Second-Team All-America
- ✔ AFCA Second-Team All-America
- ✔ Associated Press Third-Team All-America
- ✔ Pro Football Focus (PFF) All-American Athletic Conference
- ✔ First-Team All-American Athletic Conference
- ✔ Dave Campbell's Texas Football First-Team All-Texas
- ✔ Biletnikoff Award Semifinalist
- ✔ Earl Campbell Tyler Rose Award Semifinalist
- ✔ Dave Campbell's Texas Football: Best Wide Receiver

**PERSONAL:**

- ✔ Three-star prospect by Rivals and 247Sports
- ✔ Rated the No. 24 wide receiver and No. 38 prospect in Florida
- ✔ No. 124 national prospect by 247Sports
- ✔ 52 receptions for 766 yards (76.6 yards per game) and eight touchdowns
- ✔ 12 kick returns for 394 yards (32.8 yards per return) and one touchdown





GERRID  
DOAKS

28  
RUNNING BACK

Ht: 5-11      Wt: 228  
 DOB: 6/9/1998      College: Cincinnati  
 Texans Season: 2      NFL Season: 1  
 Acquired: FA-'22



**TRANSACTIONS:** Selected by the Miami Dolphins in the seventh round (244th overall) of the 2021 NFL Draft...Waived by the Dolphins on Aug. 31, 2021...Signed to the Dolphins practice squad on Sept. 1, 2021...Waived by the Dolphins on Aug. 29, 2022...Signed to the Houston Texans practice squad on Sept. 7, 2022...Waived by the Texans on Nov. 17, 2022...Signed to the Houston Texans practice squad on Dec. 13, 2022...Signed a reserve/future contract with the Texans on Jan. 10, 2023.

**2022 (Houston 0/0):**

- Spent the entire 2022 season on the Texans practice squad

**2021 (Miami 0/0):**

- Spent the entire 2021 season on the Dolphins practice squad

**COLLEGE:**

- Played in 30 games with 12 starts at Cincinnati (2016-20), rushing the ball 331 times for 1,712 yards and 14 touchdowns
- Caught 36 passes for 407 yards and four touchdowns
- Started nine games in 2020, rushing the ball 144 times for 673 yards and seven touchdowns
- Played in 12 games during the 2019 season, recording 526 rushing yards and five touchdowns
- Missed the entire 2018 season at due to an injury
- Played in nine games during his redshirt freshman season carrying the ball 87 times for 513 yards and two touchdowns

**PERSONAL:**

- First name is pronounced 'Jared'
- Criminal justice with a minor in sport administration

**GERRID DOAKS' NFL REGULAR SEASON RUSHING/RECEIVING STATISTICS**

DATE	TEAM	GP	GS	RUSHING					RECEIVING				
				NO.	YDS.	AVG.	LG	TD	NO.	YDS.	AVG.	LG	TD
2021	Dolphins	0	0	0	0	0.0	0	0	0	0	0.0	0	0
2022	Texans	0	0	0	0	0.0	0	0	0	0	0.0	0	0
<b>NFL TOTALS</b>		<b>0</b>	<b>0</b>	<b>0</b>	<b>0</b>	<b>0.0</b>	<b>0</b>	<b>0</b>	<b>0</b>	<b>0</b>	<b>0.0</b>	<b>0</b>	<b>0</b>

**GERRID DOAKS' NFL REGULAR SEASON RETURN STATISTICS**

DATE	TEAM	RET.	KICKOFF RETURNS				PUNT RETURNS					
			YDS.	AVG.	LG	TD	NO.	FC	YDS.	AVG.	LG	TD
2021	Dolphins	0	0	0.0	0	0	0	0	0	0.0	0	0
2022	Texans	0	0	0.0	0	0	0	0	0	0.0	0	0
<b>NFL TOTALS</b>		<b>0</b>	<b>0</b>	<b>0.0</b>	<b>0</b>	<b>0</b>	<b>0</b>	<b>0</b>	<b>0</b>	<b>0.0</b>	<b>0</b>	<b>0</b>

# PLAYER BIOS



## 2022 GAME-BY-GAME REGULAR-SEASON STATISTICS (TEXANS)

W	DATE	OPPONENT	P/S	RUSHING					RECEIVING					W/L/ T	SCORE	
				NO.	YDS.	AVG.	LG	TD	NO.	YDS.	AVG.	LG	TD			
01	09/11	Colts													T	20-20
02	09/18	at Broncos													L	9-16
03	09/25	at Bears													L	20-23
04	10/02	Chargers													L	24-34
05	10/09	at Jaguars													W	13-6
07	10/23	at Raiders													L	20-38
08	10/30	Titans													L	10-17
09	11/03	Eagles													L	17-29
10	11/13	at Giants													L	16-24
11	11/20	Commanders													L	10-23
12	11/27	at Dolphins													L	15-30
13	12/04	Browns													L	14-27
14	12/11	at Cowboys													L	23-27
15	12/18	Chiefs													L	24-30+
16	12/24	at Titans													W	19-14
17	01/01	Jaguars													L	3-31
18	01/08	at Colts													W	32-31
<b>2022 TOTALS</b>			<b>0-0</b>	<b>0</b>	<b>0</b>	<b>0.0</b>	<b>0</b>	<b>0</b>	<b>0</b>	<b>0</b>	<b>0.0</b>	<b>0</b>	<b>0</b>	<b>0</b>	<b>3-13-1</b>	

+ - Overtime



KA'IMI  
FAIRBAIRN



15  
KICKER

Ht: 6-0      Wt: 183  
 DOB: 1/29/1994      College: UCLA  
 Texans Season: 8      NFL Season: 8  
 Acquired: CFA-'16

**TRANSACTIONS:** Signed by the Houston Texans as an undrafted free agent on May 6, 2016...Signed a contract extension with the Texans on March 10, 2020...Placed on the Texans reserve/injured List on Sept. 8, 2021...Activated from the Texans reserve/injured List on Oct. 2, 2021...Placed on the reserve/COVID-19 list on Dec. 22, 2021...Activated from the reserve/COVID-19 list on Dec. 29, 2021.

**CAREER:**

- ✔ Has totaled the second-most points in franchise history (629) behind K Kris Brown
- ✔ Posted the most accurate season in Texans history (93.5 percent) in 2022
- ✔ Set the franchise record for consecutive field goals made (19) in 2022
- ✔ Owns the most 50-plus yard field goals made in Texans history (24)
- ✔ Tied with K Kris Brown for the most games with 10-or-more points scored in Texans history (21)
- ✔ Set franchise records and led the NFL in points scored (150) and field goals made (37) in 2018
- ✔ Has made a field goal in 18 consecutive games dating back to Week 17 of the 2021 season, which is good for second best in franchise history

**2022 (Houston 17/0):**

- ✔ Connected on 29-of-31 field goal attempts (93.5 percent) and 24-of-24 extra point attempts (100.0 percent) for 111 points
- ✔ Posted the most accurate season in Texans history, while ranking second in the NFL and first in the AFC (min. 30 attempts) in 2022, and converted all of his extra point attempts for the first time in his career
- ✔ Converted 19 consecutive field goals to end the season since Week 7 at Las Vegas, which is also a franchise record and tied for the longest active streak in the NFL with Panthers K Eddy Pineiro at the time
- ✔ One-of-two kickers to convert 100 percent of attempts from 50-plus yards (min. six attempts)
- ✔ One-of-three kickers to miss two-or-less of their field goal attempts in 2022 (min. 30 attempts)
- ✔ Surpassed 100 single-season points for the fourth time in his career in Week 15 at Tennessee (12/24), joining K Kris Brown as the only Texans players to achieve that feat in franchise history
- ✔ Also tied K Kris Brown for the most games with 10-or-more points scored in franchise history (21) after converting three field goals and two extra point attempts (11 points) at Dallas (12/11) in Week 14
- ✔ Scored his 600th career point at Dallas (12/11) in Week 14, converting a 43-yard field goal in the first quarter
- ✔ Converted two field goals of 50-plus yards in the same game twice (at Chicago in Week 3 and at Dallas in Week 14) and has three such games in his career
- ✔ Converted the second longest field goal of his career (56 yards) vs. Jacksonville in Week 17, marking the longest active streak in the NFL on kicks from 50-plus yards at the time

**2021 (Houston 13/0):**

- ✔ Played in 13 games after returning from the Reserve/Injured List and connected on 15-of-19 field goal attempts (78.9 percent) on the season, including a franchise-record 61-yard kick, and converted 13-of-16 extra point attempts (81.3 percent), totaling 58 points on the season
- ✔ Made his season debut at Buffalo (10/3) after spending the first three weeks on the Reserved/Injured List
- ✔ Connected on his first field goal attempt of the season, a 33-yarder, vs. New England (10/10)
- ✔ Set the franchise record for career 50-yards-plus field goals made, connecting on the 15th of his career, a 53-yarder, at Arizona (10/24)
- ✔ Scored nine points and connected on three-of-three field goal attempts at Miami (11/7)
- ✔ Scored 10 points and connected on three-of-three field goal attempts (long of 43 yards) and one-of-two extra point attempts at Tennessee (11/21)
- ✔ Connected on two-of-two field goal attempts and made one extra point attempt vs. Seattle (12/12). Converted a 61-yard field goal in the second quarter, establishing a new career long, franchise record and NRG Stadium record for longest made field goal. Reached 500 career points, joining K Kris Brown as the only players to score 500-plus points as a Texan



- ✔ Scored a season-high 12 points on three made field goals and three made extra point attempts at Jacksonville (12/19). Converted a season-high two field goals from 50 yards-plus

## 2020 (Houston 16/0):

- ✔ Notched the second-most points (118), field goals made (27) and second-best field goal percentage (87.1) in a single season in his career
- ✔ Converted two extra points at Kansas City (9/10)
- ✔ Scored 10 points on three made field goals and one made extra point to post his 14th career game with at least 10 points scored
- ✔ Totaled 11 points on three made field goals and two made extra point attempts, including a season-long 50-yard field goal vs. Minnesota (10/4)
- ✔ Scored a season-best 12 points on three made field goals and three made extra point attempts vs. Jacksonville (10/11)
- ✔ Scored eight points on two made field goals and two made extra point attempts vs. Green Bay (10/25), passing Andre Johnson (388) for third-most points scored in franchise history
- ✔ Scored nine points and eclipsed 400 points scored in his career, becoming the third Texan to do so (Kris Brown and Arian Foster) at Jacksonville (11/8)
- ✔ Notched the second punt of his NFL career at Cleveland (11/15) on a 26-yarder that pinned the Browns at the four-yard line
- ✔ Scored nine points on two made field goals and three made extra point attempts vs. New England (11/22) and passed Arian Foster (410) for the second-most points scored in franchise history
- ✔ Totaled nine points on two made field goals and three made extra point attempts at Detroit (11/26)
- ✔ Scored eight points on two made field goals and two made extra point attempts vs. Indianapolis (12/6) and joined Kris Brown as the only kickers in franchise history with 20 made field goals in four straight seasons
- ✔ Totaled eight points on two made field goals and two made extra point attempts at Indianapolis (12/20) and became the first player in Texans history with at least 90 points in four consecutive seasons
- ✔ Scored a season-high 14 points on four made field goals and two made extra point attempts vs. Tennessee (1/3/21)

## 2019 (Houston 16/0, 2/0):

- ✔ Scored 100 points on the season, connecting on 20-of-25 field goal attempts (80.0 percent) and 40-of-45 extra point attempts (88.9 percent)
- ✔ Went 2-for-2 on field goal attempts and added an extra point in the win vs. Jacksonville (9/15). Extended his streak to 17 field goals made without a miss, dating back to Week 12 of the 2018 season, which marked the second-longest streak in team history (Neil Rackers: 18, 2010-11)
- ✔ Scored four points on one made field goal and one made extra point attempt vs. Carolina (9/29). Passed Neil Rackers (259) for fifth on the franchise's all-time scoring list with 260 and also passed Neil Rackers (59) for the third-most field goals made in franchise history with his 60th
- ✔ Scored 11 points on two made field goals and five made extra point attempts vs. Atlanta (10/6). Passed Randy Bullock (61) for the second-most career field goals made in franchise history
- ✔ Connected on 3-of-3 field goal attempts and added two made extra points, scoring 11 points at Indianapolis (10/20). Notched his 10th career game with three-or-more made field goals
- ✔ Scored nine points on two made field goals (33, 40) and three made extra point attempts vs. Oakland (10/27)
- ✔ Scored six points on one made field goal and three made extra point attempts vs. Denver (12/8), including a season-long 54-yard field goal
- ✔ Connected on a 29-yard field goal attempt in the fourth quarter to extend Houston's lead to 24-14 and added three made extra point attempts at Tennessee (12/15)
- ✔ Went 3-for-3 on field goal attempts and added two extra points at Tampa Bay (12/21). Logged his first career punt for 26 yards and landed it on the Buccaneers' 10-yard line
- ✔ Scored six points on two made field goal attempts in the Wild Card Round vs. Buffalo (1/4/20), including a 28-yard game-winning field goal in overtime, notching the first game-winning field goal in the postseason in Texans history

## 2018 (Houston 16/0, 1/0):

- ✔ Set franchise records and led the NFL in points scored (150) and field goals made (37) in 2018
- ✔ Connected on his final 15 field goal attempts of the season
- ✔ Connected on both field goal attempts, two extra points and recorded touchbacks on four of his five kickoffs at New England (9/9)
- ✔ Made all three field goal attempts, including a season-long 54-yarder, and one extra point vs. the N.Y. Giants (9/23)
- ✔ Connected on 3-of-4 field goals including a 29-yarder to tie the game in overtime and his first career game-winning field goal, a 37-yarder, at Indianapolis (9/30)
- ✔ Scored 13 total points on four made field goals and one made extra point attempt vs. Dallas (10/7). Made a game-winning 36-yard field goal in overtime, becoming the first kicker to hit game-winning field goals in overtime in consecutive games since Eagles K David Akers in Weeks 10-11 of the 2000 season
- ✔ Scored eight total points on two made field goals and two made extra points at Jacksonville (10/21)
- ✔ Scored 11 total points on three made field goals and two made extra point attempts at Washington (11/18)
- ✔ Made two field goals and three extra points vs. Tennessee (11/26). Set the franchise record for the most points scored through 12 weeks of a season
- ✔ Scored 17 total points on five made field goals and two made extra point attempts vs. Cleveland (12/2). Set new single-game



career highs with five made field goals and 17 points scored and broke the franchise record for the most points scored through 13 weeks of a season with 116

- ✦ Connected on all five field goal attempts and two extra point attempts at the N.Y. Jets (12/15). Tied his season high for points scored (17) and field goals made (five)
- ✦ Scored six total points on one made field goal and three made extra point attempts at Philadelphia (12/23). Passed Shayne Graham (138 in 2012) for the most points scored in a single season in franchise history
- ✦ Scored eight total points on two made field goals and two made extra point attempts and passed Nick Novak (35 in 2016) for the most field goals made in a single season in Texans history (37) vs. Jacksonville (12/30)
- ✦ Connected on one extra point attempt in his postseason debut in the Wild Card Round vs. Indianapolis (1/5/19)

## 2017 (Houston 16/0):

- ✦ Made 11 straight field goal attempts to start the 2017 season, the most consecutive field goals made to start a Texans career in franchise history
- ✦ Recorded 49 touchbacks, which set a single-season franchise record and tied for the seventh-most touchbacks in the NFL in 2017
- ✦ Produced 92 points, which is the most by a first-year player in Texans history and the third-most by a rookie in 2017
- ✦ Added one extra point while recording touchbacks on both his kicks in his NFL debut vs. Jacksonville (9/10)
- ✦ Attempted and made his first two career field goals while accounting for over half of the team's points at Cincinnati (9/14)
- ✦ Converted all four field goals and three extra point attempts to produce 15 points at New England (9/24)
- ✦ Tallied three field goal conversions and six extra points to produce 15 total points of offense for the second consecutive week vs. Tennessee (10/1)
- ✦ Extended his franchise record by converting his 11th straight kick to start his Texans career at Seattle (10/29)
- ✦ Scored 10 total points on three made field goal attempts and one extra point conversion at Baltimore (11/27)
- ✦ Connected on a 55-yard field goal and added an extra point vs. San Francisco (12/10)
- ✦ Launched a 52-yard field goal, converted on another kick and added on successfully extra point try at Indianapolis (12/31)

## 2016 (Houston 0/0, 0/0):

- ✦ Placed on the Reserve/Injured List on Aug. 30

## COLLEGE:

- ✦ Played four seasons (2012-15) at the University of California, Los Angeles
- ✦ Lou Groza Award winner in 2015
- ✦ Became the all-time leading scorer for the Pac-12 Conference and UCLA during the 2015 season
- ✦ A consensus first-team All-America selection (AP, FWAA, AFCA, Walter Camp, SI.com) following his senior season
- ✦ Finished his career by connecting on 41 straight field goal attempts from 35 yards
- ✦ Tied a UCLA record by connecting on a 60-yard field goal in 2015
- ✦ Handled all of the Bruins' placekicking duties in his four seasons with the program
- ✦ Added kickoff duty during his last three seasons at UCLA
- ✦ First Bruin to score more than 100 points in four straight seasons

## PERSONAL:

- ✦ Full name is John Christian Ka'iminoeauloameka'ikeokekumupa'a Fairbairn
- ✦ Attended Punahou School in Honolulu
- ✦ Name is pronounced Ka'imi (Kuh-EE-me) Fairbairn (Fair-Bairn)
- ✦ Two-star recruit according to Rivals.com and Scout.com
- ✦ As a senior, put 95 percent of his kickoffs into the end zone, and hit 13-of-18 field goal tries, including one from 55 yards
- ✦ Named first-team All-State as a senior and junior and to the All-ILH Division Team
- ✦ Earned second-team all-state honors as a sophomore
- ✦ Three-year winner of the Special Team MVP Award
- ✦ Also played soccer (central defender) for coach Dave Trifonovitch
- ✦ Named first-team all-state as a senior and junior for the two-time state champs
- ✦ ILH Defensive Player of the Year his last two seasons.
- ✦ Born in Kailua, Hawaii
- ✦ Parents are John and Rochelle Fairbairn
- ✦ Has one younger brother, Kona, and one younger sister, Kiara
- ✦ Earned a spot on the UCLA Athletic Director's Honor Roll in Fall 2012, Spring 2015
- ✦ Hobbies include playing golf



## KA'IMI FAIRBAIRN'S NFL REGULAR SEASON KICKING STATISTICS

DATE	TEAM	GP	FGM	FGA	PCT.	LG	XP	XPA	PCT.	BLK	PTS
2016	Texans	0	0	0	0.0	0	0	0	0.0	0	0
2017	Texans	16	20	25	80.0	55	32	35	91.4	0	92
2018	Texans	16	37	42	88.1	54	39	41	95.1	0	150
2019	Texans	16	20	25	80.0	54	40	45	88.9	0	100
2020	Texans	16	27	31	87.1	54	37	40	92.5	0	118
2021	Texans	13	15	19	78.9	61	13	16	81.3	0	58
2022	Texans	17	29	31	93.5	56	24	24	100.0	0	111
<b>NFL TOTALS</b>		<b>94</b>	<b>148</b>	<b>173</b>	<b>85.5</b>	<b>61</b>	<b>185</b>	<b>201</b>	<b>92.0</b>	<b>0</b>	<b>629</b>

## KA'IMI FAIRBAIRN'S NFL POSTSEASON KICKING STATISTICS

DATE	TEAM	GP	FGM	FGA	PCT.	LG	XP	XPA	PCT.	BLK	PTS
2018	Texans	1	0	0	0.0	0	1	1	100.0	0	1
2019	Texans	2	3	4	75.0	41	4	4	100.0	0	13
<b>NFL TOTALS</b>		<b>3</b>	<b>3</b>	<b>4</b>	<b>75.0</b>	<b>41</b>	<b>5</b>	<b>5</b>	<b>100.0</b>	<b>0</b>	<b>14</b>

## KA'IMI FAIRBAIRN'S NFL REGULAR SEASON FIELD-GOAL ACCURACY STATISTICS

DATE	TEAM	1-19	PCT.	20-29	PCT.	30-39	PCT.	40-49	PCT.	50+	PCT.
2016	Texans	0-0	0.0	0-0	0.0	0-0	0.0	0-0	0.0	0-0	0.0
2017	Texans	0-0	0.0	3-4	75.0	8-10	80.0	6-7	85.7	3-4	75.0
2018	Texans	1-1	100.0	9-9	100.0	11-11	100.0	12-15	80.0	4-6	66.7
2019	Texans	0-0	0.0	5-5	100.0	8-8	100.0	4-6	66.7	3-6	50.0
2020	Texans	0-0	0.0	8-8	100.0	9-9	100.0	6-8	75.0	4-6	66.7
2021	Texans	0-0	0.0	4-4	100.0	5-5	100.0	2-4	50.0	4-6	66.7
2022	Texans	0-0	0.0	7-7	100.0	7-8	87.5	9-10	90.0	6-6	100.0
<b>NFL TOTALS</b>		<b>1-1</b>	<b>100.0</b>	<b>36-37</b>	<b>97.3</b>	<b>48-51</b>	<b>94.1</b>	<b>39-50</b>	<b>78.0</b>	<b>24-34</b>	<b>70.6</b>

## KA'IMI FAIRBAIRN'S NFL POSTSEASON FIELD-GOAL ACCURACY STATISTICS

DATE	TEAM	1-19	PCT.	20-29	PCT.	30-39	PCT.	40-49	PCT.	50+	PCT.
2018	Texans	0-0	0.0	0-0	0.0	0-0	0.0	0-0	0.0	0-0	0.0
2019	Texans	0-0	0.0	1-1	100.0	1-1	100.0	1-1	100.0	0-1	0.0
<b>NFL TOTALS</b>		<b>0-0</b>	<b>0.0</b>	<b>1-1</b>	<b>100.0</b>	<b>1-1</b>	<b>100.0</b>	<b>1-1</b>	<b>100.0</b>	<b>0-1</b>	<b>0.0</b>

### SINGLE-GAME HIGHS: KICKER

<b>Field Goals Made</b>	5 at New York Jets, Dec 15, 2018 ...1 more at 5.	<b>Points</b>	17 at New York Jets, Dec 15, 2018 ...1 more at 17.
<b>Field Goal Attempts</b>	5 at New York Jets, Dec 15, 2018 ...3 more at 5.	<b>Special Teams Tackles</b>	1 vs. Denver Broncos, Dec 08, 2019 ...2 more at 1.
<b>Longest Field Goals Made</b>	61 vs. Seattle Seahawks, Dec 12, 2021	<b>Kickoff Average</b>	67.5 at Indianapolis Colts, Jan 08, 2023
<b>Longest Field Goals Attempt</b>	61 vs. Seattle Seahawks, Dec 12, 2021	<b>Extra Point Attempt Percentage</b>	100.0 vs. Miami Dolphins, Oct 25, 2018 ...1 more at 100.0.
<b>PATs Made</b>	6 vs. Miami Dolphins, Oct 25, 2018 ...1 more at 6.	<b>Field Goal Percentage</b>	100.0 vs. Tennessee Titans, Jan 03, 2021 ...3 more at 100.0.
<b>PAT Attempts</b>	7 vs. Atlanta Falcons, Oct 06, 2019 ...1 more at 7.	<b>Touchbacks</b>	8 vs. Tennessee Titans, Jan 03, 2021 ...1 more at 8.



## SINGLE-GAME HIGHS - POSTSEASON: KICKER

<b>Field Goals Made</b>	2 vs. Buffalo Bills, Jan 04, 2020	<b>PAT Attempts</b>	4 at Kansas City Chiefs, Jan 12, 2020
<b>Field Goal Attempts</b>	2 at Kansas City Chiefs, Jan 12, 2020 ...1 more at 2.	<b>Points</b>	7 at Kansas City Chiefs, Jan 12, 2020
<b>Longest Field Goals Made</b>	41 vs. Buffalo Bills, Jan 04, 2020	<b>Kickoff Average</b>	62.7 at Kansas City Chiefs, Jan 12, 2020
<b>Longest Field Goals Attempt</b>	51 at Kansas City Chiefs, Jan 12, 2020	<b>Touchbacks</b>	4 vs. Buffalo Bills, Jan 04, 2020
<b>PATs Made</b>	4 at Kansas City Chiefs, Jan 12, 2020		

## 2022 GAME-BY-GAME REGULAR-SEASON STATISTICS (TEXANS)

W	DATE	OPPONENT	P	FIELD GOALS				EXTRA POINTS				W/L/ T	SCORE	
				FGM	FGA	PCT	LG	XP	XPA	PCT	BLK			PTS
01	09/11	Colts	P	2	2	100.0	45	2	2	100.0	0	8	T	20-20
02	09/18	at Broncos	P	3	3	100.0	44	0	0	0.0	0	9	L	9-16
03	09/25	at Bears	P	2	2	100.0	39	2	2	100.0	0	8	L	20-23
04	10/02	Chargers	P	1	2	50.0	40	3	3	100.0	0	6	L	24-34
05	10/09	at Jaguars	P	2	2	100.0	51	1	1	100.0	0	7	W	13-6
07	10/23	at Raiders	P	2	3	66.7	55	2	2	100.0	0	8	L	20-38
08	10/30	Titans	P	1	1	100.0	43	1	1	100.0	0	4	L	10-17
09	11/03	Eagles	P	1	1	100.0	30	2	2	100.0	0	5	L	17-29
10	11/13	at Giants	P	3	3	100.0	46	1	1	100.0	0	10	L	16-24
11	11/20	Commanders	P	1	1	100.0	29	1	1	100.0	0	4	L	10-23
12	11/27	at Dolphins	P	1	1	100.0	28	0	0	0.0	0	3	L	15-30
13	12/04	Browns	P	2	2	100.0	44	0	0	0.0	0	6	L	14-27
14	12/11	at Cowboys	P	3	3	100.0	54	2	2	100.0	0	11	L	23-27
15	12/18	Chiefs	P	1	1	100.0	29	3	3	100.0	0	6	L	24-30+
16	12/24	at Titans	P	2	2	100.0	25	1	1	100.0	0	7	W	19-14
17	01/01	Jaguars	P	1	1	100.0	56	0	0	0.0	0	3	L	3-31
18	01/08	at Colts	P	1	1	100.0	37	3	3	100.0	0	6	W	32-31
<b>2022 TOTALS</b>			<b>17</b>	<b>29</b>	<b>31</b>	<b>93.5</b>	<b>56</b>	<b>24</b>	<b>24</b>	<b>100.0</b>	<b>0</b>	<b>111</b>	<b>3-13-1</b>	

+ - Overtime



COBI  
FRANCIS

38  
CORNERBACK

Ht: 5-11      Wt: 193  
DOB: 9/6/1998      College: Memphis  
Texans Season: 2      NFL Season: 2  
Acquired: CFA-'22



**TRANSACTIONS:** Signed with the Houston Texans as an undrafted free agent on May 13, 2022...Waived by the Texans on Aug. 30, 2022...Signed to the Texans practice squad on Aug. 31, 2022...Elevated to the Texans active roster from the practice squad for gameday on Nov. 19, 2021...Reverted back to the practice squad on Nov. 21, 2021...Elevated to the Texans active roster from the practice squad for gameday on Nov. 26, 2021...Reverted back to the practice squad on Nov. 28, 2021...Elevated to the Texans active roster from the practice squad for gameday on Dec. 3, 2022...Reverted back to the practice squad on Dec. 5, 2022...Signed to the active roster on Dec. 17, 2022.

**2022 (Houston 5/0):**

- ✔ Appeared on special teams in five games and posted one special teams tackle for the Texans his rookie season
- ✔ Started on the Texans practice squad before being signed to the active roster before Week 15 vs. Kansas City (12/18)
- ✔ Made his first career NFL appearance vs. Washington (11/20)
- ✔ Recorded his first career special teams tackle vs. Cleveland (12/4)

**COLLEGE:**

- ✔ Played five seasons (2017-21) at the University of Memphis (Tenn.), appearing in 61 career games and amassing 129 tackles (103 solo), 10.5 tackles for loss, six interceptions, 35 passes defended, one forced fumble and one fumble recovery

**2021 (Memphis):**

- ✔ Was one of just six Tigers to start all 12 games, finishing with 36 tackles (30 solo), 4.5 tackles for loss, a team-high two interceptions, one quarterback hit and seven passes defended as a fifth-year senior
- ✔ Notched seven tackles and one pass defended in the victory at Arkansas State (9/11)
- ✔ Recorded seven tackles, 2.5 tackles for loss and two interceptions vs. East Carolina (11/13)

**2020 (Memphis):**

- ✔ Started all nine games he appeared in and totaled 28 tackles (24 solo), three tackles for loss, two interceptions and nine passes defended as a redshirt senior
- ✔ Tallied a season-best three passes defended at SMU (10/3)
- ✔ Had a season-high seven tackles in the win vs. UCF (10/17)
- ✔ Recorded an interception in back-to-back games vs. Temple (10/24) and at Cincinnati (10/31)

**2019 (Memphis):**

- ✔ Started all 14 games, helping Memphis to a 12-2 record and the Goodyear Cotton Bowl for the program's first outright American Athletic Conference Championship. Amassed 35 tackles (26 solo), one interception and nine passes defended as a redshirt junior
- ✔ Recovered a botched extra point attempt and returned it for two points in the win at South Alabama (9/14)
- ✔ Made a season-high five tackles at Temple (10/12) and also tallied five tackles in the win vs. SMU (11/2)
- ✔ Recorded his second career interception in the regular season finale win vs. Cincinnati (11/29), helping Memphis earn a spot in the AAC Championship Game

**2018 (Memphis):**

- ✔ Played in all 14 games and was credited with 24 tackles (18 solo), three tackles for loss, one interception, four passes defended, one forced fumble and one fumble recovery as a redshirt sophomore
- ✔ Was the only Memphis defender to register an interception, forced fumble and fumble recovery
- ✔ Recorded his first collegiate forced fumble in the season opener vs. Mercer (9/1)
- ✔ Logged a career-high six tackles (three) in addition to one pass defended at Tulane (9/28)
- ✔ Registered his first collegiate interception in a home win vs. Connecticut (10/6), also tallying three tackles (two)
- ✔ Credited with his first career tackle for loss vs. UCF (10/13)



# PLAYER BIOS



## 2017 (Memphis):

- ✔ Saw action in 12 games and totaled six tackles (five solo), four passes defended and one quarterback hit as a redshirt freshman
- ✔ Had a season-high two tackles (one) in the win at Houston (10/19)

## PERSONAL:

- ✔ Attended Newton High School in Covington, Ga., where he helped the team to a combined 16-7 record over his final two seasons
- ✔ Logged over 50 tackles and two interceptions in two varsity seasons
- ✔ Earned 2015 All-Newton County honorable mention distinction

### COBI FRANCIS' NFL REGULAR SEASON DEFENSIVE STATISTICS

DATE	TEAM	GP	GS	TACKLES							INTERCEPTIONS					FUMBLES				ST				MISC						
				TK	S	A	TFL	YDS	SK	YDS	QBH	NO	YDS	LG	TD	PD	FF	FR	TD	YDS	TK	S	A	FF	FR	S	A			
2022	Texans	5	0	0	0	0	0	0	0	0.0	0.0	0	0	0	0	0	0	0	0	0	0	0	1	1	0	0	0	0	0	0
<b>NFL TOTALS</b>		<b>5</b>	<b>0</b>	<b>0</b>	<b>0</b>	<b>0</b>	<b>0</b>	<b>0</b>	<b>0</b>	<b>0.0</b>	<b>0.0</b>	<b>0</b>	<b>0</b>	<b>0</b>	<b>0</b>	<b>0</b>	<b>0</b>	<b>0</b>	<b>0</b>	<b>0</b>	<b>0</b>	<b>0</b>	<b>1</b>	<b>1</b>	<b>0</b>	<b>0</b>	<b>0</b>	<b>0</b>	<b>0</b>	

### 2022 GAME-BY-GAME REGULAR-SEASON STATISTICS (TEXANS)

W	DATE	OPPONENT	P/S	TACKLES							INTERCEPTIONS					FUMBLES				ST				MISC		W/L	SCORE					
				TK	S	A	SK	YDS	TFL	YDS	QBH	NO	YDS	LG	TD	PD	FF	FR	TD	YDS	TK	S	A	FF	FR			S	A			
	01	09/11																													T	20-20
	02	09/18																												L	9-16	
	03	09/25																												L	20-23	
	04	10/02																												L	24-34	
	05	10/09																												W	13-6	
	07	10/23																												L	20-38	
	08	10/30																												L	10-17	
	09	11/03																												L	17-29	
	10	11/13																												L	16-24	
	11	11/20	Commanders	P	0	0	0	0.0	0.0	0	0	0	0	0	0	0	0	0	0	0	0	0	0	0	0	0	0	0	0	0	L	10-23
	12	11/27	at Dolphins	P	0	0	0	0.0	0.0	0	0	0	0	0	0	0	0	0	0	0	0	0	0	0	0	0	0	0	0	0	L	15-30
	13	12/04	Browns	P	0	0	0	0.0	0.0	0	0	0	0	0	0	0	0	0	0	0	0	0	1	1	0	0	0	0	0	0	L	14-27
	14	12/11	at Cowboys																												L	23-27
	15	12/18	Chiefs	P	0	0	0	0.0	0.0	0	0	0	0	0	0	0	0	0	0	0	0	0	0	0	0	0	0	0	0	0	L	24-30+
	16	12/24	at Titans																												W	19-14
	17	01/01	Jaguars																												L	3-31
	18	01/08	at Colts	P	0	0	0	0.0	0.0	0	0	0	0	0	0	0	0	0	0	0	0	0	0	0	0	0	0	0	0	0	W	32-31
<b>2022 TOTALS</b>		<b>5-0</b>		<b>0</b>	<b>0</b>	<b>0</b>	<b>0.0</b>	<b>0.0</b>	<b>0</b>	<b>0</b>	<b>0</b>	<b>0</b>	<b>0</b>	<b>0</b>	<b>0</b>	<b>0</b>	<b>0</b>	<b>0</b>	<b>0</b>	<b>0</b>	<b>0</b>	<b>1</b>	<b>1</b>	<b>0</b>	<b>0</b>	<b>0</b>	<b>0</b>	<b>0</b>	<b>0</b>	<b>3-13-1</b>		

+ - Overtime



ALI  
GAYE

73  
DEFENSIVE END

Ht: 6-6      Wt: 265  
 DOB: 11/29/1997      College: LSU  
 Texans Season: R      NFL Season: R  
 Acquired: UDFA-'23



**TRANSACTIONS:** Signed with the Houston Texans as an undrafted free agent on May 11, 2023.

**COLLEGE:**

- ✔ Spent three years on the LSU roster after transferring from Garden City (Kan.) Community College
- ✔ Appeared in 27 games (26 starts) and recorded 87 tackles, 18 tackles for loss and 7.0 sacks
- ✔ Named permanent team captain in August of 2022
- ✔ In 2022, appeared in 13 games (12 starts) and tallied 36 tackles, six tackles for loss and 2.5 sacks

**PERSONAL:**

- ✔ Native of Gambia who moved to the United States at the age of 12
- ✔ Celebrated his 10th anniversary of moving to the U.S. in mid-September of 2021
- ✔ Parents live outside of Seattle



# TYREE GILLESPIE



**43**  
SAFETY

**Ht:** 6-0  
**DOB:** 9/5/1997  
**Texans Season:** 1  
**Acquired:** W-'23

**Wt:** 207  
**College:** Missouri  
**NFL Season:** 2

**TRANSACTIONS:** Selected by the Houston Texans in the fourth round (143rd overall) of the 2023 NFL Draft...Acquired via trade by the Tennessee Titans from the Las Vegas Raiders on August 17, 2022...Acquired via waivers by the Jacksonville Jaguars from the Titans on August 31, 2022...Acquired via waivers by the Houston Texans from the Jaguars on May 2, 2023.

**2022 (Jacksonville 3/0):**

- Spent the 2022 season on practice squad and appeared in three games

**2021 (Las Vegas 11/0):**

- Played in 11 games during his rookie season, appearing primarily on special teams and recording six stops with the unit

**COLLEGE:**

- Played four years at Missouri (2017-20), appearing in 41 games with 27 starts
- Recorded 146 tackles (107 solo), 6.5 tackles for loss, two sacks, 12 passes defended and one forced fumble
- As a senior in 2020, recorded 46 tackles (36), one tackle for loss and four passes defended

**PERSONAL:**

- Attended Vanguard High School in Ocala, Fla.
- Played both safety and tailback, while also appearing on special teams

**TYREE GILLESPIE'S NFL REGULAR SEASON DEFENSIVE STATISTICS**

DATE	TEAM	GP	GS	TACKLES							INTERCEPTIONS					FUMBLES				ST				MISC				
				TK	S	A	TFL	YDS	SK	YDS	QBH	NO	YDS	LG	TD	PD	FF	FR	TD	YDS	TK	S	A	FF	FR	S	A	
2021	Raiders	11	0	2	0	2	0	0	0.0	0.0	0	0	0	0	0	0	0	0	0	0	0	6	1	5	0	0	0	0
2022	Jaguars	3	0	0	0	0	0	0	0.0	0.0	0	0	0	0	0	0	0	0	0	0	0	0	0	0	0	0	0	
<b>NFL TOTALS</b>		<b>14</b>	<b>0</b>	<b>2</b>	<b>0</b>	<b>2</b>	<b>0</b>	<b>0</b>	<b>0.0</b>	<b>0.0</b>	<b>0</b>	<b>0</b>	<b>0</b>	<b>0</b>	<b>0</b>	<b>0</b>	<b>0</b>	<b>0</b>	<b>0</b>	<b>0</b>	<b>6</b>	<b>1</b>	<b>5</b>	<b>0</b>	<b>0</b>	<b>0</b>	<b>0</b>	

**TYREE GILLESPIE'S NFL POSTSEASON DEFENSIVE STATISTICS**

DATE	TEAM	GP	GS	TACKLES							INTERCEPTIONS					FUMBLES				ST				MISC			
				TK	S	A	TFL	YDS	SK	YDS	QBH	NO	YDS	LG	TD	PD	FF	FR	TD	YDS	TK	S	A	FF	FR	S	A
2021	Raiders	1	0	0	0	0	0	0	0.0	0.0	0	0	0	0	0	0	0	0	0	0	0	0	0	0	0	0	0
2022	Jaguars	0	0	0	0	0	0	0	0.0	0.0	0	0	0	0	0	0	0	0	0	0	0	0	0	0	0	0	
<b>NFL TOTALS</b>		<b>1</b>	<b>0</b>	<b>0</b>	<b>0</b>	<b>0</b>	<b>0</b>	<b>0</b>	<b>0.0</b>	<b>0.0</b>	<b>0</b>	<b>0</b>	<b>0</b>	<b>0</b>	<b>0</b>	<b>0</b>	<b>0</b>	<b>0</b>	<b>0</b>	<b>0</b>	<b>0</b>	<b>0</b>	<b>0</b>	<b>0</b>	<b>0</b>	<b>0</b>	

**SINGLE-GAME HIGHS: DEFENSIVE**

**Total Tackles** 2 vs. Miami Dolphins, Sep 26, 2021

**Special Teams Tackles**

1 vs. Denver Broncos, Dec 26, 2021  
...5 more at 1.

# PLAYER BIOS



## 2022 GAME-BY-GAME REGULAR-SEASON STATISTICS (JAGUARS)

W	DATE	OPPONENT	P/S	TACKLES							INTERCEPTIONS					FUMBLES				ST				MISC		W/L	SCORE	
				TK	S	A	SK	YDS	TFL	YDS	QBH	NO	YDS	LG	TD	PD	FF	FR	TD	YDS	TK	S	A	FF	FR			S
01	09/11	at Commanders	P	0	0	0	0.0	0.0	0	0	0	0	0	0	0	0	0	0	0	0	0	0	0	0	0	0	L	22-28
02	09/18	Colts	P	0	0	0	0.0	0.0	0	0	0	0	0	0	0	0	0	0	0	0	0	0	0	0	0	W	24-0	
03	09/25	at Chargers																								W	38-10	
04	10/02	at Eagles																								L	21-29	
05	10/09	Texans																								L	6-13	
06	10/16	at Colts																								L	27-34	
07	10/23	Giants																								L	17-23	
08	10/30	Broncos																								L	17-21	
09	11/06	Raiders																								W	27-20	
10	11/13	at Chiefs																								L	17-27	
12	11/27	Ravens																								W	28-27	
13	12/04	at Lions																								L	14-40	
14	12/11	at Titans	P	0	0	0	0.0	0.0	0	0	0	0	0	0	0	0	0	0	0	0	0	0	0	0	0	W	36-22	
15	12/18	Cowboys																								W	40-34+	
16	12/22	at Jets																								W	19-3	
17	01/01	at Texans																								W	31-3	
18	01/07	Titans																								W	20-16	
<b>2022 TOTALS</b>			<b>3-0</b>	<b>0</b>	<b>0</b>	<b>0</b>	<b>0.0</b>	<b>0.0</b>	<b>0</b>	<b>0</b>	<b>0</b>	<b>0</b>	<b>0</b>	<b>0</b>	<b>0</b>	<b>0</b>	<b>0</b>	<b>0</b>	<b>0</b>	<b>0</b>	<b>0</b>	<b>0</b>	<b>0</b>	<b>0</b>	<b>0</b>	<b>9-8</b>		

+ - Overtime

## 2022 GAME-BY-GAME POSTSEASON STATISTICS (JAGUARS)

W	DATE	OPPONENT	P/S	TACKLES							INTERCEPTIONS					FUMBLES				ST				MISC		W/L	SCORE
				TK	S	A	SK	YDS	TFL	YDS	QBH	NO	YDS	LG	TD	PD	FF	FR	TD	YDS	TK	S	A	FF	FR		
01	01/14	Chargers																								W	31-30
02	01/21	at Chiefs																								L	20-27
<b>2022 TOTALS</b>				<b>0</b>	<b>0</b>	<b>0</b>	<b>0.0</b>	<b>0.0</b>	<b>0</b>	<b>0</b>	<b>0</b>	<b>0</b>	<b>0</b>	<b>0</b>	<b>0</b>	<b>0</b>	<b>0</b>	<b>0</b>	<b>0</b>	<b>0</b>	<b>0</b>	<b>0</b>	<b>0</b>	<b>0</b>	<b>0</b>	<b>1-1</b>	



KENYON  
GREEN

59  
GUARD

Ht: 6-4      Wt: 323  
 DOB: 3/15/2001      College: Texas A&M  
 Texans Season: 2      NFL Season: 2  
 Acquired: D1b-'22



**TRANSACTIONS:** Selected by the Houston Texans in the first round (15th overall) of the 2022 NFL Draft.

**2022 (Houston 15/14):**

- ✔ After being selected in the first round, he made his NFL debut vs. Indianapolis (9/11)
- ✔ Earned his first career start at left guard at Denver (9/18)
- ✔ Notched his best Pro Football Focus grade of the season, 72.1, at Chicago in Week 3, starting a left guard and playing a total of 59 snaps
- ✔ Blocked for RB Dameon Pierce's 99-yard effort at Jacksonville (10/9), the team's first win of the 2022 season
- ✔ Helped Pierce to his fourth consecutive 100-plus scrimmage yard effort at Las Vegas (10/23)

**COLLEGE:**

- ✔ Played three seasons (2019-21) at Texas A&M in College Station, Texas, where he started 35 games along the offensive line

**2021 (Texas A&M):**

- ✔ Started all 12 games at four different positions on the offensive line, earning first-team All-America honors from the Associated Press and Sporting News and second-team All-America honors from Walter Camp and the FWAA
- ✔ Selected as Texas A&M's Offensive MVP and earned the team's Leadership Award at the annual team banquet
- ✔ Named SEC Offensive Lineman of the Week after Texas A&M compiled 595 yards of total offense in a season-opening win vs. Kent State (9/4)
- ✔ Helped the Aggies rush for 283 yards in a win at Missouri (10/16), earning SEC Offensive Lineman of the Week honors again
- ✔ Selected as SEC Offensive Lineman of the Week (his third time this season) for his performance in a win vs. South Carolina (10/23)

**2020 (Texas A&M):**

- ✔ Started all 10 games at left guard, earning first-team All-America selections from the FWAA and Sporting News and second-team All-America honors from NFCA, the Associated Press and Walter Camp
- ✔ Earned second-team All-SEC honors and was named a semifinalist for the Outland Trophy
- ✔ Was a part of an offensive line unit that was named a finalist for the Joe Moore Award after leading the SEC in sacks allowed (0.7), tackles for loss allowed (3.8) and yards per carry (5.45)
- ✔ Helped the Aggies total 450 yards of total offense at Alabama (10/3)
- ✔ Blocked for the Aggies as they racked up 543 yards of offense in the win vs. Florida (10/10), including 205 yards rushing
- ✔ Helped Texas A&M tally 457 yards of total offense in the 41-27 Orange Bowl victory vs. North Carolina (1/2/21)

**2019 (Texas A&M):**

- ✔ Started all 13 games and was named to the SEC All-Freshman Team, voted on by the league's head coaches
- ✔ Earned the Offensive Top Newcomer Award at the annual team banquet
- ✔ Earned the start at right guard in his collegiate debut vs. Texas State (8/29), helping clear the way for a pair of 100-yard rushers
- ✔ Blocked for the Aggies as they totaled over 200 rushing yards, four rushing touchdowns and 441 yards of total offense vs. Mississippi State (10/26)

**PERSONAL:**

- ✔ Attended Atascocita High School in Humble, Texas, where he helped the team average over 460 yards of offense per game as a senior
- ✔ Named to Dave Campbell's Texas Football Tops in Texas First Team and was named the Houston area UIL Offensive Player of the Year by the Houston Touchdown Club
- ✔ Was an Under Armour and Army All-American



## KENYON GREEN'S NFL REGULAR SEASON STATISTICS

DATE	TEAM	GP	GS
2022	Texans	15	14
<b>NFL TOTALS</b>		<b>15</b>	<b>14</b>

## 2022 GAME-BY-GAME REGULAR-SEASON STATISTICS (TEXANS)

W	DATE	OPPONENT	P/S		W/L/T	SCORE
01	09/11	Colts	P		T	20-20
02	09/18	at Broncos	S		L	9-16
03	09/25	at Bears	S		L	20-23
04	10/02	Chargers	S		L	24-34
05	10/09	at Jaguars	S		W	13-6
07	10/23	at Raiders	S		L	20-38
08	10/30	Titans	S		L	10-17
09	11/03	Eagles	S		L	17-29
10	11/13	at Giants	S		L	16-24
11	11/20	Commanders	S		L	10-23
12	11/27	at Dolphins	S		L	15-30
13	12/04	Browns	S		L	14-27
14	12/11	at Cowboys	S		L	23-27
15	12/18	Chiefs		INACTIVE	L	24-30+
16	12/24	at Titans		INACTIVE	W	19-14
17	01/01	Jaguars	S		L	3-31
18	01/08	at Colts	S		W	32-31
<b>2022 TOTALS</b>		<b>15-14</b>			<b>3-13-1</b>	

+ - Overtime



# JONATHAN GREENARD



**52**  
DEFENSIVE END

**Ht:** 6-3      **Wt:** 263  
**DOB:** 5/25/1997      **College:** Florida  
**Texans Season:** 4      **NFL Season:** 4  
**Acquired:** 03-'20

**TRANSACTIONS:** Selected by the Houston Texans in the third round (90th overall) of the 2020 NFL Draft...Placed on the reserve/COVID-19 list on Dec. 18, 2021...Activated from the reserve/COVID-19 list on Dec. 29, 2021...Placed on the reserve/injured list on Oct. 22, 2022...Placed on the from the reserve/injured - designated to return list on Dec. 7, 2022...Activated from the reserve/injured - designated to return list on Dec. 17, 2022.

**2022 (Houston 8/4):**

- ✔ Appeared in eight games and posted 16 tackles (nine solo), 1.5 sacks, six tackles for loss, four quarterback hits, one interception returned for a touchdown, one pass defended and one fumble recovery on the 2022 season
- ✔ Started and totaled four tackles (two) and two tackles for loss vs. Indianapolis (9/11)
- ✔ Made his return from injury and played 21 defensive snaps vs. Kansas City (12/18)
- ✔ Recorded his first career fumble recovery after it was forced by LB Jake Hansen at Tennessee (12/24)
- ✔ Recorded his first career interception and returned the ball 39 yards for a touchdown at Indianapolis (1/8/23). This marked the first time a Texan returned a pick for a touchdown since DB Tavierre Thomas vs. the Los Angeles Chargers (12/26/21)

**2021 (Houston 12/12):**

- ✔ Started all 12 games he played and led the team with a career-high 8.0 sacks on the season, also notching career highs with 33 tackles (23 solo), nine tackles for loss, 12 quarterback hits, four passes defended and two forced fumbles
- ✔ Recorded at least 1.0 sack in four consecutive games from Weeks 5-8, tied for the eighth-longest sack streak in the league in 2021
- ✔ Saw his first action of the season vs. Carolina (9/23), recording four tackles (two), one sack and and his first career forced fumble
- ✔ Recorded three tackles, two tackles for loss and 1.0 sack on QB Mac Jones vs. New England (10/10)
- ✔ Finished second on the team with a season-high six tackles (five) and notched 2.0 sacks, marking the first multi-sack game of his career at Indianapolis (10/17)
- ✔ Logged four total tackles (three), 2.0 sacks and one pass defended at Arizona (10/24)
- ✔ Posted three tackles and logged 1.0 sack and a pass defended vs. the L.A. Rams (10/31)
- ✔ Finished with three tackles, one quarterback hit, one tackle for loss and one pass defended at Miami (11/7)
- ✔ Tallied two tackles (one), one sack, two quarterback hits and a forced fumble vs. the N.Y. Jets (11/28). Strip-sacked QB Zach Wilson for a loss of eight yards

**2020 (Houston 13/1):**

- ✔ Saw action in 13 games (one start) in his rookie season and notched 18 total tackles (nine solo), two tackles for loss, 1.0 sack, three quarterback hits, one pass defended and one special teams tackle
- ✔ Inactive in Weeks 1-3
- ✔ Appeared in his first NFL game vs. Minnesota (10/4)
- ✔ Notched the first three tackles (one solo) of his career at Jacksonville (11/8)
- ✔ Recorded the first sack of his NFL career for a seven-yard loss vs. New England (11/22)
- ✔ Notched one tackle, one pass defended and one special teams tackle at Detroit (11/26)
- ✔ Finished with a career-high nine total tackles (five) and logged one tackle for loss and one quarterback hit vs. Tennessee (1/3/21)

**COLLEGE:**

- ✔ Spent four seasons (2015-18) at the University of Louisville in Louisville, Ky., before transferring to the University of Florida in Gainesville, Fla., where he spent the 2019 season
- ✔ Played in 38 games over his collegiate career, totaling 122 total tackles (64 solo), 19.0 sacks, three interceptions and four forced fumbles



- ✦ Appeared in all 12 games in his lone season with the Gators and led the SEC with 9.5 sacks and 15.5 tackles for loss, while adding 52 tackles (27 solo), three forced fumbles, four pass breakups and a fumble recovery returned for a touchdown. Selected First-Team All-SEC by the coaches and AP and was awarded Defensive Lineman of the Week four times (vs. Miami, vs. Vanderbilt, at Missouri and vs. Florida State)
- ✦ Named a team captain prior to the 2018 season at Louisville, but suffered a season-ending injury in the first game of the season
- ✦ Played in 13 games (five starts) as a sophomore in 2017 and led the team with 15.5 tackles for loss and tied for the team lead with seven sacks while adding 49 total tackles (29 solo), one forced fumble, eight quarterback hits and one pass defensed
- ✦ Saw action in 12 games (one start) as a redshirt freshman in 2016 and logged 22 tackles (eight solo), seven tackles for loss, 2.5 sacks, one interception, three quarterback hits and three passes defensed
- ✦ Redshirted in his first season at Louisville in 2015

## PERSONAL:

- ✦ Attended Hiram (Ga.) High School where he played outside linebacker and tight end and was tabbed the 5-A Region Defensive Player of the Year as a senior after recording 43 tackles and 7.0 sacks. Also caught 11 passes for 249 yards and five touchdowns at the tight end position
- ✦ Selected to the Georgia 5-A Class all-state team as an honorable mention as a senior
- ✦ Also lettered in basketball

## JONATHAN GREENARD'S NFL REGULAR SEASON DEFENSIVE STATISTICS

DATE	TEAM	GP	GS	TACKLES								INTERCEPTIONS						FUMBLES				ST				MISC			
				TK	S	A	TFL	YDS	SK	YDS	QBH	NO	YDS	LG	TD	PD	FF	FR	TD	YDS	TK	S	A	FF	FR	S	A		
2020	Texans	13	1	18	9	9	2	9	1.0	7.0	3	0	0	0	0	1	0	0	0	0	0	1	1	0	0	0	0	0	0
2021	Texans	12	12	33	23	10	9	40	8.0	50.0	12	0	0	0	0	4	2	0	0	0	0	0	0	0	0	0	0	0	0
2022	Texans	8	4	16	9	7	6	19	1.5	6.0	4	1	39	39t	1	1	0	1	0	0	0	0	0	0	0	0	0	0	
<b>NFL TOTALS</b>		<b>33</b>	<b>17</b>	<b>67</b>	<b>41</b>	<b>26</b>	<b>17</b>	<b>68</b>	<b>10.5</b>	<b>63.0</b>	<b>19</b>	<b>1</b>	<b>39</b>	<b>39T</b>	<b>1</b>	<b>6</b>	<b>2</b>	<b>1</b>	<b>0</b>	<b>0</b>	<b>0</b>	<b>1</b>	<b>1</b>	<b>0</b>	<b>0</b>	<b>0</b>	<b>0</b>	<b>0</b>	

## SINGLE-GAME HIGHS: DEFENSIVE

<b>Total Tackles</b>	9 vs. Tennessee Titans, Jan 03, 2021	<b>Fumble Recoveries</b>	1 at Tennessee Titans, Dec 24, 2022
<b>Solo Tackles</b>	5 at Indianapolis Colts, Oct 17, 2021 ...1 more at 5.	<b>Tackles For Loss</b>	2 vs. Indianapolis Colts, Sep 11, 2022 ...3 more at 2.
<b>Sacks</b>	2.0 at Arizona Cardinals, Oct 24, 2021 ...1 more at 2.0.	<b>Interceptions</b>	1 at Indianapolis Colts, Jan 08, 2023
<b>Passes Defensed</b>	1 at Indianapolis Colts, Jan 08, 2023 ...5 more at 1.	<b>Special Teams Tackles</b>	1 at Detroit Lions, Nov 26, 2020
<b>Forced Fumbles</b>	1 vs. New York Jets, Nov 28, 2021 ...1 more at 1.		



# PLAYER BIOS



## 2022 GAME-BY-GAME REGULAR-SEASON STATISTICS (TEXANS)

W	DATE	OPPONENT	P/S	TACKLES						INTERCEPTIONS					FUMBLES				ST				MISC		W/L	SCORE			
				TK	S	A	SK	YDS	TFL	YDS	QBH	NO	YDS	LG	TD	PD	FF	FR	TD	YDS	TK	S	A	FF			FR	S	A
01	09/11	Colts	S	4	2	2	0.0	0.0	2	5	0	0	0	0	0	0	0	0	0	0	0	0	0	0	0	0	0	T	20-20
02	09/18	at Broncos	S	1	1	0	1.0	6.0	1	6	2	0	0	0	0	0	0	0	0	0	0	0	0	0	0	0	L	9-16	
03	09/25	at Bears	S	2	1	1	0.5	0.0	1	4	1	0	0	0	0	0	0	0	0	0	0	0	0	0	0	L	20-23		
04	10/02	Chargers	S	2	2	0	0.0	0.0	1	0	0	0	0	0	0	0	0	0	0	0	0	0	0	0	0	L	24-34		
05	10/09	at Jaguars																								W	13-6		
07	10/23	at Raiders																								L	20-38		
08	10/30	Titans																								L	10-17		
09	11/03	Eagles																								L	17-29		
10	11/13	at Giants																								L	16-24		
11	11/20	Commanders																								L	10-23		
12	11/27	at Dolphins																								L	15-30		
13	12/04	Browns																								L	14-27		
14	12/11	at Cowboys																								L	23-27		
15	12/18	Chiefs	P	0	0	0	0.0	0.0	0	0	0	0	0	0	0	0	0	0	0	0	0	0	0	0	0	L	24-30+		
16	12/24	at Titans	P	3	1	2	0.0	0.0	1	4	1	0	0	0	0	0	1	0	0	0	0	0	0	0	0	W	19-14		
17	01/01	Jaguars	P	1	1	0	0.0	0.0	0	0	0	0	0	0	0	0	0	0	0	0	0	0	0	0	0	L	3-31		
18	01/08	at Colts	P	3	1	2	0.0	0.0	0	0	0	1	39	39	1	1	0	0	0	0	0	0	0	0	0	W	32-31		
<b>2022 TOTALS</b>			<b>8-4</b>	<b>16</b>	<b>9</b>	<b>7</b>	<b>1.5</b>	<b>6.0</b>	<b>6</b>	<b>19</b>	<b>4</b>	<b>1</b>	<b>39</b>	<b>39T</b>	<b>1</b>	<b>1</b>	<b>0</b>	<b>1</b>	<b>0</b>	<b>0</b>	<b>0</b>	<b>0</b>	<b>0</b>	<b>0</b>	<b>0</b>	<b>0</b>	<b>3-13-</b>	<b>1</b>	

+ - Overtime



# SHAQUILL GRIFFIN

**16**  
CORNERBACK

Ht: 6-0      Wt: 198  
 DOB: 7/20/1995      College: Central Florida  
 Texans Season: 1      NFL Season: 7  
 Acquired: FA-'23



**TRANSACTIONS:** Selected by the Seattle Seahawks in the third round (90th overall) of the 2017 NFL Draft...Signed by the Jacksonville Jaguars as an unrestricted free agent on March 16, 2021...Signed by the Houston Texans as a free agent on May 22, 2023.

**2022 (Jacksonville 17/13):**

- ✦ Appeared in five games and recorded 29 total tackles (23 solo), four passes defensed and three tackles for loss

**2021 (Jacksonville 14/14):**

- ✦ Voted a team captain for the 2021 season
- ✦ Finished his first season with the Jaguars with 49 total tackles (36 solo), seven passes defensed and one forced fumble
- ✦ Started his first game as a Jaguars in Week 1 at Houston (9/12)

**2020 (Seattle Seahawks 12/12):**

- ✦ Started all 12 games he played in and recorded 63 total tackles and a career-high three interceptions

**2019 (Seattle Seahawks 14/14):**

- ✦ Started in 14 games and had a career-high 65 total tackles and 13 passes defensed
- ✦ Named to his first Pro Bowl as an injury replacement

**2018 (Seattle Seahawks 16/16):**

- ✦ Started all 16 games and totaled 62 tackles, eight passes defensed and two interceptions

**2017 (Seattle Seahawks 15/11):**

- ✦ Started 11 of 15 games he played in during his rookie season and tallied 58 tackles, 15 passes defensed, two tackles for loss, 1.0 sack and one quarterback hit
- ✦ Recorded his first career interception in Week 17 against Arizona (12/31)

**COLLEGE:**

- ✦ In four seasons (2013-16), Griffin played in 46 career games and totaled 125 tackles, 36 passes defensed and seven interceptions
- ✦ He also ran two picks back for touchdowns and blocked one kick as a Knight

**PERSONAL:**

- ✦ With twin brother, Shaquem, started their own track club in St. Petersburg
- ✦ Played little league football with Rayshawn Jenkins
- ✦ Was born a minute before Shaquem, with whom he played with at Central Florida

**SHAQUILL GRIFFIN'S NFL REGULAR SEASON DEFENSIVE STATISTICS**

DATE	TEAM	GP	GS	TACKLES							INTERCEPTIONS					FUMBLES				ST				MISC			
				TK	S	A	TFL	YDS	SK	YDS	QBH	NO	YDS	LG	TD	PD	FF	FR	TD	YDS	TK	S	A	FF	FR	S	A
2017	Seahawks	15	11	58	50	8	2	7	1.0	5.0	1	1	0	0	0	15	0	0	0	0	1	0	1	0	0	0	0
2018	Seahawks	16	16	62	55	7	3	6	0.0	0.0	0	2	8	8	0	8	0	0	0	0	0	0	0	0	0	0	0
2019	Seahawks	14	14	65	45	20	2	2	0.0	0.0	0	0	0	0	0	13	0	0	0	0	0	0	0	0	0	0	0
2020	Seahawks	12	12	63	53	10	2	2	0.0	0.0	0	3	20	16	0	12	0	0	0	0	0	0	0	0	0	0	0
2021	Jaguars	14	14	49	36	13	0	0	0.0	0.0	2	0	0	0	0	7	1	0	0	0	0	0	0	0	0	0	0
2022	Jaguars	5	5	29	23	6	3	4	0.0	0.0	0	0	0	0	0	4	0	0	0	0	0	0	0	0	0	0	0
<b>NFL TOTALS</b>		<b>76</b>	<b>72</b>	<b>326</b>	<b>262</b>	<b>64</b>	<b>12</b>	<b>21</b>	<b>1.0</b>	<b>5.0</b>	<b>3</b>	<b>6</b>	<b>28</b>	<b>16</b>	<b>0</b>	<b>59</b>	<b>1</b>	<b>0</b>	<b>0</b>	<b>0</b>	<b>1</b>	<b>0</b>	<b>1</b>	<b>0</b>	<b>0</b>	<b>0</b>	<b>0</b>

# PLAYER BIOS



## SHAQUILL GRIFFIN'S NFL POSTSEASON DEFENSIVE STATISTICS

DATE	TEAM	GP	GS	TACKLES							INTERCEPTIONS					FUMBLES				ST				MISC					
				TK	S	A	TFL	YDS	SK	YDS	QBH	NO	YDS	LG	TD	PD	FF	FR	TD	YDS	TK	S	A	FF	FR	S	A		
2018	Seahawks	1	1	4	4	0	0	0	0.0	0.0	0	0	0	0	0	2	0	0	0	0	0	0	0	0	0	0	0	0	0
2019	Seahawks	2	2	7	5	2	0	0	0.0	0.0	0	0	0	0	0	1	0	0	0	0	0	0	0	0	0	0	0	0	
2020	Seahawks	1	1	1	1	0	0	0	0.0	0.0	0	0	0	0	0	0	0	0	0	0	0	0	0	0	0	0	0	0	
2022	Jaguars	0	0	0	0	0	0	0	0.0	0.0	0	0	0	0	0	0	0	0	0	0	0	0	0	0	0	0	0	0	
<b>NFL TOTALS</b>		<b>4</b>	<b>4</b>	<b>12</b>	<b>10</b>	<b>2</b>	<b>0</b>	<b>0</b>	<b>0.0</b>	<b>0.0</b>	<b>0</b>	<b>0</b>	<b>0</b>	<b>0</b>	<b>0</b>	<b>3</b>	<b>0</b>	<b>0</b>	<b>0</b>	<b>0</b>	<b>0</b>	<b>0</b>	<b>0</b>	<b>0</b>	<b>0</b>	<b>0</b>	<b>0</b>	<b>0</b>	

### SINGLE-GAME HIGHS: DEFENSIVE

<b>Total Tackles</b>	11 vs. Dallas Cowboys, Sep 27, 2020	<b>Tackles For Loss</b>	2 at Indianapolis Colts, Oct 16, 2022
<b>Solo Tackles</b>	11 vs. Dallas Cowboys, Sep 27, 2020	<b>Interceptions</b>	2 at Chicago Bears, Sep 17, 2018
<b>Sacks</b>	1.0 at Dallas Cowboys, Dec 24, 2017	<b>Interception Return Yards</b>	16 at Miami Dolphins, Oct 04, 2020
<b>Passes Defensed</b>	3 at Miami Dolphins, Oct 04, 2020 ...3 more at 3.	<b>Special Teams Tackles</b>	1 at Tennessee Titans, Sep 24, 2017
<b>Forced Fumbles</b>	1 vs. Buffalo Bills, Nov 07, 2021		

### SINGLE-GAME HIGHS - POSTSEASON: DEFENSIVE

<b>Total Tackles</b>	4 at Philadelphia Eagles, Jan 05, 2020 ...1 more at 4.	<b>Passes Defensed</b>	2 at Dallas Cowboys, Jan 05, 2019
<b>Solo Tackles</b>	4 at Dallas Cowboys, Jan 05, 2019		


### 2022 GAME-BY-GAME REGULAR-SEASON STATISTICS (JAGUARS)

W	DATE	OPPONENT	P/S	TACKLES							INTERCEPTIONS					FUMBLES				ST				MISC		W/L	SCORE		
				TK	S	A	SK	YDS	TFL	YDS	QBH	NO	YDS	LG	TD	PD	FF	FR	TD	YDS	TK	S	A	FF	FR			S	A
01	09/11	at Commanders	S	4	3	1	0.0	0.0	0	0	0	0	0	0	0	0	0	0	0	0	0	0	0	0	0	0	0	L	22-28
02	09/18	Colts	S	4	3	1	0.0	0.0	0	0	0	0	0	0	0	0	0	0	0	0	0	0	0	0	0	0	W	24-0	
03	09/25	at Chargers		INACTIVE																							W	38-10	
04	10/02	at Eagles	S	6	4	2	0.0	0.0	0	0	0	0	0	0	0	0	0	0	0	0	0	0	0	0	0	0	L	21-29	
05	10/09	Texans	S	6	6	0	0.0	0.0	1	0	0	0	0	0	0	0	0	0	0	0	0	0	0	0	0	0	L	6-13	
06	10/16	at Colts	S	9	7	2	0.0	0.0	2	4	0	0	0	0	0	2	0	0	0	0	0	0	0	0	0	0	L	27-34	
07	10/23	Giants		INACTIVE																							L	17-23	
08	10/30	Broncos		RESERVE/INJURED																							L	17-21	
09	11/06	Raiders		RESERVE/INJURED																							W	27-20	
10	11/13	at Chiefs		RESERVE/INJURED																							L	17-27	
12	11/27	Ravens		RESERVE/INJURED																							W	28-27	
13	12/04	at Lions		RESERVE/INJURED																							L	14-40	
14	12/11	at Titans		RESERVE/INJURED																							W	36-22	
15	12/18	Cowboys		RESERVE/INJURED																							W	40-34+	
16	12/22	at Jets		RESERVE/INJURED																							W	19-3	
17	01/01	at Texans		RESERVE/INJURED																							W	31-3	
18	01/07	Titans		RESERVE/INJURED																							W	20-16	
<b>2022 TOTALS</b>			<b>5-5</b>	<b>29</b>	<b>23</b>	<b>6</b>	<b>0.0</b>	<b>0.0</b>	<b>3</b>	<b>4</b>	<b>0</b>	<b>0</b>	<b>0</b>	<b>0</b>	<b>0</b>	<b>4</b>	<b>0</b>	<b>0</b>	<b>0</b>	<b>0</b>	<b>0</b>	<b>0</b>	<b>0</b>	<b>0</b>	<b>0</b>	<b>0</b>	<b>0</b>	<b>0</b>	<b>9-8</b>

+ - Overtime

### 2022 GAME-BY-GAME POSTSEASON STATISTICS (JAGUARS)

W	DATE	OPPONENT	P/S	TACKLES							INTERCEPTIONS					FUMBLES				ST				MISC		W/L	SCORE		
				TK	S	A	SK	YDS	TFL	YDS	QBH	NO	YDS	LG	TD	PD	FF	FR	TD	YDS	TK	S	A	FF	FR			S	A
01	01/14	Chargers		RESERVE/INJURED																							W	31-30	
02	01/21	at Chiefs		RESERVE/INJURED																							L	20-27	
<b>2022 TOTALS</b>				<b>0</b>	<b>0</b>	<b>0</b>	<b>0.0</b>	<b>0.0</b>	<b>0</b>	<b>0</b>	<b>0</b>	<b>0</b>	<b>0</b>	<b>0</b>	<b>0</b>	<b>0</b>	<b>0</b>	<b>0</b>	<b>0</b>	<b>0</b>	<b>0</b>	<b>0</b>	<b>0</b>	<b>0</b>	<b>0</b>	<b>0</b>	<b>0</b>	<b>0</b>	<b>1-1</b>



TROY  
HAIRSTON



34  
FULLBACK

Ht: 5-11      Wt: 245  
 DOB: 12/8/1998      College: Central Michigan  
 Texans Season: 2      NFL Season: 2  
 Acquired: CFA-'22

**TRANSACTIONS:** Signed with the Houston Texans as an undrafted free agent on May 13, 2022.

**2022 (Houston 16/5):**

- ✔ Made his NFL debut with the Houston Texans vs. Indianapolis (9/11)
- ✔ Earned the first start of his career at Chicago (9/25), blocking for RB Dameon Pierce, who scored his first career touchdown in the contest
- ✔ Helped pave the way for RB Dameon Pierce's 131-yard effort vs. the Los Angeles Chargers (10/2)
- ✔ Started the second game of his career at Las Vegas (10/23), guiding RB Dameon Pierce to his fourth consecutive 100-plus scrimmage yard effort

**COLLEGE:**

- ✔ Played five seasons (2017-21) at Central Michigan University in Mount Pleasant, Mich., where he played in 54 games and totaled 129 tackles (71 solo), 34.0 tackles for loss, 16.5 sacks, four forced fumbles and one fumble recovery

**2021 (Central Michigan):**

- ✔ Appeared in 13 games and recorded a collegiate career-high 55 tackles, 17 tackles for loss, nine sacks and one forced fumble
- ✔ Received first-team All-MAC honors
- ✔ Registered nine tackles (seven solo) and 1.5 tackles for loss to open the season at Missouri (9/4)
- ✔ Tallied nine tackles (five), three tackles for loss and 2.0 sacks vs. FIU (9/25)
- ✔ Posted 14 tackles (10) and 1.5 tackles for loss at Miami (OH) (10/2)
- ✔ Finished with 12 tackles (seven), one tackle for loss, one forced fumble and one fumble recovery vs. Kent State (11/10)
- ✔ Recorded a collegiate career-high 17 tackles (10), six tackles for loss and 3.5 sacks vs. Washington State (12/31)

**2020 (Central Michigan):**

- ✔ Saw action in six games and led the MAC with 5.5 sacks, also amassing 41 tackles (22 solo), 12 tackles for loss, one forced fumble and one fumble recovery
- ✔ Named the co-MAC Defensive Player of the Year and first-team All-MAC as a defensive lineman
- ✔ Made seven solo tackles, 3.0 sacks and one forced fumble vs. Ohio (11/4)
- ✔ Totaled 11 tackles, 1.5 tackles for loss and a fumble recovery at Eastern Michigan (11/27)
- ✔ Finished with seven tackles, 2.0 sacks and three tackles for loss at Toledo (12/12)

**2019 (Central Michigan):**

- ✔ Played in all 14 games (two starts) and totaled 28 tackles, five tackles for loss, 2.0 sacks and one forced fumble
- ✔ Tallied four tackles and one tackle for loss vs. Toledo (11/29)
- ✔ Had five tackles (four solo) and two tackles for loss as a starter vs. San Diego State in the New Mexico Bowl (12/21)

**2018 (Central Michigan):**

- ✔ Played in 11 games and recorded five tackles (four solo) and one forced fumble
- ✔ Forced a fumble and made one solo tackle at Kentucky (9/1)

**2017 (Central Michigan):**

- ✔ Saw action in 10 games, mostly appearing on special teams

**PERSONAL:**

- ✔ Attended Birmingham (Mich.) Seaholm High School, where he played on both offense and defense

# PLAYER BIOS



## TROY HAIRSTON'S NFL REGULAR SEASON RUSHING/RECEIVING STATISTICS

DATE	TEAM	GP	GS	RUSHING					RECEIVING				
				NO.	YDS.	AVG.	LG	TD	NO.	YDS.	AVG.	LG	TD
2022	Texans	16	5	0	0	0.0	0	0	5	19	3.8	7	0
<b>NFL TOTALS</b>		<b>16</b>	<b>5</b>	<b>0</b>	<b>0</b>	<b>0.0</b>	<b>0</b>	<b>0</b>	<b>5</b>	<b>19</b>	<b>3.8</b>	<b>7</b>	<b>0</b>

## TROY HAIRSTON'S NFL REGULAR SEASON RETURN STATISTICS

DATE	TEAM	KICKOFF RETURNS					PUNT RETURNS					
		RET.	YDS.	AVG.	LG	TD	NO.	FC	YDS.	AVG.	LG	TD
2022	Texans	0	0	0.0	0	0	0	0	0	0.0	0	0
<b>NFL TOTALS</b>		<b>0</b>	<b>0</b>	<b>0.0</b>	<b>0</b>	<b>0</b>	<b>0</b>	<b>0</b>	<b>0</b>	<b>0.0</b>	<b>0</b>	<b>0</b>


### SINGLE-GAME HIGHS: RECEIVING

<b>Receptions</b>	2 vs. Tennessee Titans, Oct 30, 2022	<b>All-Purpose Yards</b>	7 vs. Tennessee Titans, Oct 30, 2022
<b>Receiving Yards</b>	7 vs. Tennessee Titans, Oct 30, 2022	<b>Special Teams Tackles</b>	1 at Las Vegas Raiders, Oct 23, 2022
<b>Longest Receptions</b>	7 vs. Jacksonville Jaguars, Jan 01, 2023		...1 more at 1.

## 2022 GAME-BY-GAME REGULAR-SEASON STATISTICS (TEXANS)

W	DATE	OPPONENT	P/S	RUSHING					RECEIVING					W/L/T	SCORE
				NO.	YDS.	AVG.	LG	TD	NO.	YDS.	AVG.	LG	TD		
01	09/11	Colts	P	0	0	0.0	0	0	1	5	5.0	5	0	T	20-20
02	09/18	at Broncos	P	0	0	0.0	0	0	0	0	0.0	0	0	L	9-16
03	09/25	at Bears	S	0	0	0.0	0	0	0	0	0.0	0	0	L	20-23
04	10/02	Chargers	P	0	0	0.0	0	0	0	0	0.0	0	0	L	24-34
05	10/09	at Jaguars	P	0	0	0.0	0	0	0	0	0.0	0	0	W	13-6
07	10/23	at Raiders	S	0	0	0.0	0	0	0	0	0.0	0	0	L	20-38
08	10/30	Titans	S	0	0	0.0	0	0	2	7	3.5	5	0	L	10-17
09	11/03	Eagles	P	0	0	0.0	0	0	0	0	0.0	0	0	L	17-29
10	11/13	at Giants	S	0	0	0.0	0	0	0	0	0.0	0	0	L	16-24
11	11/20	Commanders	P	0	0	0.0	0	0	0	0	0.0	0	0	L	10-23
12	11/27	at Dolphins	P	0	0	0.0	0	0	0	0	0.0	0	0	L	15-30
13	12/04	Browns	P	0	0	0.0	0	0	0	0	0.0	0	0	L	14-27
14	12/11	at Cowboys							INACTIVE					L	23-27
15	12/18	Chiefs	P	0	0	0.0	0	0	0	0	0.0	0	0	L	24-30+
16	12/24	at Titans	P	0	0	0.0	0	0	1	0	0.0	0	0	W	19-14
17	01/01	Jaguars	S	0	0	0.0	0	0	1	7	7.0	7	0	L	3-31
18	01/08	at Colts	P	0	0	0.0	0	0	0	0	0.0	0	0	W	32-31
<b>2022 TOTALS</b>			<b>16-5</b>	<b>0</b>	<b>0</b>	<b>0.0</b>	<b>0</b>	<b>0</b>	<b>5</b>	<b>19</b>	<b>3.8</b>	<b>7</b>	<b>0</b>	<b>3-13-1</b>	

+ - Overtime



JAKE  
HANSEN

35  
LINEBACKER

Ht: 6-1      Wt: 235  
 DOB: 6/19/1998      College: Illinois  
 Texans Season: 2      NFL Season: 2  
 Acquired: CFA-'22



**TRANSACTIONS:** Signed with the Houston Texans as an undrafted free agent on May 13, 2022.

**2022 (Houston 11/2):**

- ✔ Made the initial 53-man roster as an undrafted free agent, but was inactive for the first four weeks of the season
- ✔ Appeared in 11 games and totaled 21 defensive tackles (13 solo), 1.0 sack, two tackles for loss, two quarterback hits, one fumble recovery, one forced fumble and four special teams tackles his rookie season with the Texans
- ✔ Logged three special teams snaps and one tackle at Jacksonville (10/9) in his first career game
- ✔ Recorded his first career sack, tackle for loss, quarterback hit and a season-high three tackles at Miami (11/27)
- ✔ Made his first NFL start and three tackles (two) at Dallas (12/11)
- ✔ Posted his first career fumble recovery vs. Kansas City (12/18)
- ✔ Posted his first career forced fumble, knocking the ball loose from Titans RB Derrick Henry at Tennessee (12/24)

**COLLEGE:**

- ✔ Played five seasons (2016; 2018-21) at the University of Illinois in Champaign, Ill., where he finished with 276 tackles, 28.5 tackles for loss, seven forced fumbles, seven fumble recoveries, three interceptions and six passes defended
- ✔ Was a three-time team captain
- ✔ Led the nation in takeaways over the span of two seasons with 14 from 2019-20
- ✔ Paced the Fighting Illini in tackles in 2018 and 2020

**2021 (Illinois):**

- ✔ Registered 32 tackles, 2.5 tackles for loss, 1.0 sack, one fumble recovery and two forced fumbles in six games played as a fifth-year senior before missing the rest of the season due to knee surgery
- ✔ Recipient of the Illinois Athletics Spirit Award, given annually to the male and female student-athletes who best exemplify the spirit, courage, effort and dedication of the Fighting Illini
- ✔ Forced two fumbles and made six tackles and half a tackle for loss at Virginia (9/11)
- ✔ Recorded a team-high 12 tackles and 1.0 sack vs. Maryland (9/17)

**2020 (Illinois):**

- ✔ Amassed 68 tackles, 10 tackles for loss, 2.5 sacks, two forced fumbles, two fumble recoveries and two interceptions in eight games played as a senior
- ✔ Earned All-Big Ten second-team honors from the media and All-Big Ten third-team recognition by the league's coaches
- ✔ Posted the No. 3 tackling grade in the nation according to PFF (90.8)
- ✔ Tallied 14 tackles, two tackles for loss, one forced fumble and one fumble recovery vs. Purdue (10/31)
- ✔ Matched his career high and led the team with 15 tackles along with 1.0 sack, one interception and one pass defended at Rutgers (11/14)

**2019 (Illinois):**

- ✔ Played and started nine games as a junior and posted 72 tackles, 7.5 tackles for loss, 3.5 sacks, seven forced fumbles, three fumble recoveries and one interception. He missed the final four games with an injury
- ✔ Named a semifinalist for the Butkus Award
- ✔ Earned an All-Big Ten honorable mention from the media and the league's coaches
- ✔ Led the nation in forced fumbles (seven) and forced fumbles per game (0.78)
- ✔ Ranked sixth in the nation with three fumbles recovered
- ✔ Made the PFF Big Ten Team of the Week after tallying seven tackles, a forced fumble and an interception in the season opener vs. Akron (8/31)
- ✔ Was named the Walter Camp National Defensive Player of the Week and Big Ten Defensive Player of the Week after two forced fumbles vs. Wisconsin (10/19)



## 2018 (Illinois):

- Started all 12 games as a sophomore and registered 95 tackles, 8.5 tackles for loss, 1.0 sack, one pass defended, one forced fumble, one fumble recovery and one quarterback hit
- Tied for the team lead in total tackles (95) and led Illinois in solo tackles (48)
- Finished second on the team with 8.5 tackles for loss
- Won the team's Bruce Capel Award for courage
- Earned PFF National Team of the Week and Big Ten Co-Defensive Player of the Week honors after logging 15 tackles and six tackles for loss vs. Kent State (9/1)
- Posted his first collegiate career sack vs. Minnesota (11/3)

## 2017 (Illinois):

- Did not play in 2017 after suffering a season-ending injury during training camp

## 2016 (Illinois):

- Played in all 12 games, primarily on special teams, with one start at linebacker and finished with eight tackles and one quarterback hit his freshman campaign
- Made his first career start and recorded two tackles vs. Minnesota (10/29)
- Logged two tackles and one quarterback hit at Northwestern (11/26)

## PERSONAL:

- Attended East Lake High School in Tarpon Springs, Fla., where he totaled 103 tackles (75 solo) and 2.0 sacks as a senior
- Earned Class 7A Associated Press All-State second-team honors in 2015
- Ranked as the No. 60 inside linebacker in the nation by ESPN
- Also played basketball and ran track and field in high school
- Father, Shad, played football at BYU from 1989-92 and is the school's all-time leading tackler (408)

### JAKE HANSEN'S NFL REGULAR SEASON DEFENSIVE STATISTICS

DATE	TEAM	GP	GS	TACKLES								INTERCEPTIONS					FUMBLES					ST				MISC	
				TK	S	A	TFL	YDS	SK	YDS	QBH	NO	YDS	LG	TD	PD	FF	FR	TD	YDS	TK	S	A	FF	FR	S	A
2022	Texans	11	2	21	13	8	2	6	1.0	6.0	2	0	0	0	0	0	1	1	0	0	4	2	2	0	0	0	0
<b>NFL TOTALS</b>		<b>11</b>	<b>2</b>	<b>21</b>	<b>13</b>	<b>8</b>	<b>2</b>	<b>6</b>	<b>1.0</b>	<b>6.0</b>	<b>2</b>	<b>0</b>	<b>0</b>	<b>0</b>	<b>0</b>	<b>1</b>	<b>1</b>	<b>0</b>	<b>0</b>	<b>4</b>	<b>2</b>	<b>2</b>	<b>0</b>	<b>0</b>	<b>0</b>	<b>0</b>	

### SINGLE-GAME HIGHS: DEFENSIVE

<b>Total Tackles</b>	3 at Tennessee Titans, Dec 24, 2022 ...3 more at 3.	<b>Forced Fumbles</b>	1 at Tennessee Titans, Dec 24, 2022
<b>Solo Tackles</b>	3 at Miami Dolphins, Nov 27, 2022	<b>Tackles For Loss</b>	1 vs. Cleveland Browns, Dec 04, 2022 ...1 more at 1.
<b>Sacks</b>	1.0 at Miami Dolphins, Nov 27, 2022	<b>Special Teams Tackles</b>	1 at Indianapolis Colts, Jan 08, 2023 ...3 more at 1.

# PLAYER BIOS



## 2022 GAME-BY-GAME REGULAR-SEASON STATISTICS (TEXANS)

W	DATE	OPPONENT	P/S	TACKLES							INTERCEPTIONS					FUMBLES				ST				MISC		W/L	SCORE				
				TK	S	A	SK	YDS	TFL	YDS	QBH	NO	YDS	LG	TD	PD	FF	FR	TD	YDS	TK	S	A	FF	FR			S	A		
01	09/11	Colts																												T	20-20
02	09/18	at Broncos																												L	9-16
03	09/25	at Bears																												L	20-23
04	10/02	Chargers																												L	24-34
05	10/09	at Jaguars	P	0	0	0	0.0	0.0	0	0	0	0	0	0	0	0	0	0	0	0	0	0	0	0	0	0	0	0	0	W	13-6
07	10/23	at Raiders																												L	20-38
08	10/30	Titans																												L	10-17
09	11/03	Eagles	P	2	0	2	0.0	0.0	0	0	0	0	0	0	0	0	0	0	0	0	0	0	0	0	0	0	0	0	L	17-29	
10	11/13	at Giants	P	2	1	1	0.0	0.0	0	0	0	0	0	0	0	0	0	0	0	0	0	0	0	0	0	0	0	0	L	16-24	
11	11/20	Commanders	P	2	2	0	0.0	0.0	0	0	0	0	0	0	0	0	0	0	0	0	0	0	0	0	0	0	0	0	L	10-23	
12	11/27	at Dolphins	P	3	3	0	1.0	6.0	1	6	1	0	0	0	0	0	0	0	0	0	0	0	0	0	0	0	0	0	L	15-30	
13	12/04	Browns	P	3	1	2	0.0	0.0	1	0	0	0	0	0	0	0	0	0	0	0	0	0	0	0	0	0	0	0	L	14-27	
14	12/11	at Cowboys	S	3	2	1	0.0	0.0	0	0	0	0	0	0	0	0	0	0	0	0	0	0	0	0	0	0	0	0	L	23-27	
15	12/18	Chiefs	S	1	1	0	0.0	0.0	0	0	0	0	0	0	0	0	1	0	0	0	1	1	0	0	0	0	0	0	L	24-30+	
16	12/24	at Titans	P	3	2	1	0.0	0.0	0	0	0	0	0	0	0	1	0	0	0	0	0	0	0	0	0	0	0	0	W	19-14	
17	01/01	Jaguars	P	0	0	0	0.0	0.0	0	0	0	0	0	0	0	0	0	0	0	0	0	1	1	0	0	0	0	0	L	3-31	
18	01/08	at Colts	P	2	1	1	0.0	0.0	0	0	1	0	0	0	0	0	0	0	0	0	1	0	1	0	0	0	0	0	W	32-31	
<b>2022 TOTALS</b>			<b>11-2</b>	<b>21</b>	<b>13</b>	<b>8</b>	<b>1.0</b>	<b>6.0</b>	<b>2</b>	<b>6</b>	<b>2</b>	<b>0</b>	<b>0</b>	<b>0</b>	<b>0</b>	<b>0</b>	<b>1</b>	<b>1</b>	<b>0</b>	<b>0</b>	<b>4</b>	<b>2</b>	<b>0</b>	<b>0</b>	<b>0</b>	<b>0</b>	<b>0</b>	<b>0</b>	<b>3-13-</b>	<b>1</b>	

+ - Overtime





CHRISTIAN  
HARRIS

48  
LINEBACKER

Ht: 6-1      Wt: 226  
 DOB: 1/16/2001      College: Alabama  
 Texans Season: 2      NFL Season: 2  
 Acquired: 03-'22



**TRANSACTIONS:** Selected by the Houston Texans in the third round (75th overall) of the 2022 NFL Draft...Placed on the Texans reserve/injured list on Sept. 1, 2022...Placed on the reserve/injured - Designated for Return list on Oct. 5, 2022...Activated from the reserve/injured list to the active roster on Oct. 22, 2022.

**2022 (Houston 12/11):**

- ✔ Appeared in 12 games (11 starts) and finished with 74 tackles (46 solo), six tackles for loss, 1.0 sack, three quarterback hits, one interception, five passes defended and one forced fumble in his rookie season with the Texans
- ✔ Made the initial 53-man roster but was placed on the reserve/injured list for the first six weeks
- ✔ Made his NFL and Texans debut while recording one tackle at Las Vegas (10/23)
- ✔ Made his first NFL start and had a team-high seven tackles (five) vs. Tennessee (10/30)
- ✔ Posted a career-high and team-high 14 tackles (six) vs. Kansas City (12/18), becoming the only rookie this season to post three tackles for loss in a single game and the fourth rookie in the last 10 years to post three-plus tackles for loss and 14-plus total tackles in a single game
- ✔ Recorded his first career interception, returning it for 20 yards, and a career best two passes defended at Tennessee (12/24), becoming the fourth Texan rookie linebacker to record an interception
- ✔ Tallied a team-high 10 tackles (six solo), 1.0 sack (the first of his career), one quarterback hit (the first of his career), two tackles for loss and one pass defended in the season finale at Indianapolis (1/8/23), becoming the first Texans rookie linebacker since LB Zach Cunningham (2017) to post multiple double-digit tackle games

**COLLEGE:**

- ✔ Played in 41 career games at the University of Alabama in Tuscaloosa, Ala., where he amassed 221 tackles (126 solo), 27.0 tackles for loss, 10.0 sacks, one interception, seven passes defended, three forced fumbles and two fumble recoveries

**2021 (Alabama):**

- ✔ Appeared in 15 games and matched his career high with 79 tackles (45 solo), 12.5 tackles for loss, 5.5 sacks, three passes defended and two forced fumbles
- ✔ Ranked fifth on the team with 79 tackles and second with 12.5 tackles for loss
- ✔ Named a semifinalist for the Butkus and Lombardi awards
- ✔ Notched five tackles, two tackles for loss and 1.0 sack vs. Miami (9/4)
- ✔ Led the team with eight tackles and one tackle for loss vs. Mercer (9/11)
- ✔ Totaled four tackles, 0.5 sack and one quarterback hit in the CFP Semifinal vs. Cincinnati (12/31)
- ✔ Tied for the team lead in tackles with seven, including a game-high and career-best 4.0 tackles for loss and 3.0 sacks (-34 yards) in the CFP National Championship vs. Georgia (1/10/22)

**2020 (Alabama):**

- ✔ Played in 13 games and totaled 79 tackles (52 solo), seven tackles for loss, 4.5 sacks, one interception and three passes defended
- ✔ Ranked second on the Crimson Tide with 79 tackles and was named a semifinalist for the Butkus Award
- ✔ Started the season opener vs. Missouri (9/26) and finished with six tackles, 2.0 tackles for loss, 1.0 sack and one quarterback hit
- ✔ Paced the team with 10 tackles, one tackle for loss and two passes defended at Tennessee (10/24)
- ✔ Led the team in tackles with 11 and tallied 1.0 sack vs. Kentucky (11/21)

**2019 (Alabama):**

- ✔ Appeared in 13 games and notched 63 tackles (29 solo), 7.5 tackles for loss, one pass defended, one forced fumble and two fumble recoveries
- ✔ Selected to USA Today and ESPN.com's Freshman All-America teams
- ✔ Named to the Freshman All-SEC squad by the league's coaches

# PLAYER BIOS



- ↳ Led all SEC freshman defenders in tackles for loss (7.5)
- ↳ Totaled 63 tackles to rank seventh among first-year defenders in the league
- ↳ Ranked second on the Crimson Tide defense with six tackles and 1.5 tackles for loss vs. Southern Miss (9/21)
- ↳ Led the team with eight tackles and one tackle for loss vs. Tennessee (10/19)

## PERSONAL:

- ↳ Played on offense, defense and special teams at University Lab School in Baton Rouge, La.
- ↳ Listed as a consensus four-star recruit and the No. 3 player in Louisiana by 247Sports
- ↳ Selected to play in the All-American Bowl in San Antonio
- ↳ Played wide receiver, safety and kick returner for University Lab's back-to-back state championship teams in 2017 and 2018

## CHRISTIAN HARRIS' NFL REGULAR SEASON DEFENSIVE STATISTICS

DATE	TEAM	GP	GS	TACKLES								INTERCEPTIONS					FUMBLES				ST				MISC				
				TK	S	A	TFL	YDS	SK	YDS	QBH	NO	YDS	LG	TD	PD	FF	FR	TD	YDS	TK	S	A	FF	FR	S	A		
2022	Texans	12	11	74	46	28	6	10	1.0	7.0	3	1	20	20	0	5	1	0	0	0	0	0	0	0	0	0	0	0	0
<b>NFL TOTALS</b>		<b>12</b>	<b>11</b>	<b>74</b>	<b>46</b>	<b>28</b>	<b>6</b>	<b>10</b>	<b>1.0</b>	<b>7.0</b>	<b>3</b>	<b>1</b>	<b>20</b>	<b>20</b>	<b>0</b>	<b>5</b>	<b>1</b>	<b>0</b>	<b>0</b>	<b>0</b>	<b>0</b>	<b>0</b>	<b>0</b>	<b>0</b>	<b>0</b>	<b>0</b>	<b>0</b>	<b>0</b>	

## SINGLE-GAME HIGHS: DEFENSIVE

<b>Total Tackles</b>	13 vs. Kansas City Chiefs, Dec 18, 2022	<b>Forced Fumbles</b>	1 vs. Philadelphia Eagles, Nov 03, 2022
<b>Solo Tackles</b>	7 at Indianapolis Colts, Jan 08, 2023 ...1 more at 7.	<b>Tackles For Loss</b>	3 vs. Kansas City Chiefs, Dec 18, 2022
<b>Sacks</b>	1.0 at Indianapolis Colts, Jan 08, 2023	<b>Interceptions</b>	1 at Tennessee Titans, Dec 24, 2022
<b>Passes Defensed</b>	2 at Tennessee Titans, Dec 24, 2022	<b>Interception Return Yards</b>	20 at Tennessee Titans, Dec 24, 2022

## 2022 GAME-BY-GAME REGULAR-SEASON STATISTICS (TEXANS)

W	DATE	OPPONENT	P/S	TACKLES								INTERCEPTIONS					FUMBLES				ST				MISC		W/L	SCORE			
				TK	S	A	SK	YDS	TFL	YDS	QBH	NO	YDS	LG	TD	PD	FF	FR	TD	YDS	TK	S	A	FF	FR	S			A		
01	09/11	Colts																												T	20-20
02	09/18	at Broncos																												L	9-16
03	09/25	at Bears																												L	20-23
04	10/02	Chargers																												L	24-34
05	10/09	at Jaguars																												W	13-6
07	10/23	at Raiders	P	1	1	0	0.0	0.0	0	0	0	0	0	0	0	0	0	0	0	0	0	0	0	0	0	0	0	0	0	L	20-38
08	10/30	Titans	S	7	5	2	0.0	0.0	0	0	0	0	0	0	0	0	0	0	0	0	0	0	0	0	0	0	0	0	0	L	10-17
09	11/03	Eagles	S	5	5	0	0.0	0.0	1	0	0	0	0	0	0	0	1	0	0	0	0	0	0	0	0	0	0	0	0	L	17-29
10	11/13	at Giants	S	9	4	5	0.0	0.0	0	0	0	0	0	0	0	1	0	0	0	0	0	0	0	0	0	0	0	0	0	L	16-24
11	11/20	Commanders	S	6	4	2	0.0	0.0	0	0	0	0	0	0	0	0	0	0	0	0	0	0	0	0	0	0	0	0	0	L	10-23
12	11/27	at Dolphins	S	2	1	1	0.0	0.0	0	0	0	0	0	0	0	0	0	0	0	0	0	0	0	0	0	0	0	0	0	L	15-30
13	12/04	Browns	S	6	2	4	0.0	0.0	0	0	0	0	0	0	0	0	0	0	0	0	0	0	0	0	0	0	0	0	0	L	14-27
14	12/11	at Cowboys	S	5	2	3	0.0	0.0	0	0	1	0	0	0	0	1	0	0	0	0	0	0	0	0	0	0	0	0	0	L	23-27
15	12/18	Chiefs	S	13	7	6	0.0	0.0	3	3	1	0	0	0	0	0	0	0	0	0	0	0	0	0	0	0	0	0	0	L	24-30+
16	12/24	at Titans	S	6	5	1	0.0	0.0	0	0	0	1	20	20	0	2	0	0	0	0	0	0	0	0	0	0	0	0	0	W	19-14
17	01/01	Jaguars	S	4	3	1	0.0	0.0	0	0	0	0	0	0	0	0	0	0	0	0	0	0	0	0	0	0	0	0	0	L	3-31
18	01/08	at Colts	S	10	7	3	1.0	7.0	2	7	1	0	0	0	0	1	0	0	0	0	0	0	0	0	0	0	0	0	W	32-31	
<b>2022 TOTALS</b>		<b>12-11</b>		<b>74</b>	<b>46</b>	<b>28</b>	<b>1.0</b>	<b>7.0</b>	<b>6</b>	<b>10</b>	<b>3</b>	<b>1</b>	<b>20</b>	<b>20</b>	<b>0</b>	<b>5</b>	<b>1</b>	<b>0</b>	<b>0</b>	<b>0</b>	<b>0</b>	<b>0</b>	<b>0</b>	<b>0</b>	<b>0</b>	<b>0</b>	<b>0</b>	<b>0</b>	<b>0</b>	<b>3-13-1</b>	

+ - Overtime



DEMONE  
HARRIS

94  
DEFENSIVE END

Ht: 6-4      Wt: 272  
 DOB: 12/30/1995      College: Buffalo  
 Texans Season: 2      NFL Season: 4  
 Acquired: FA-'21



**TRANSACTIONS:** Signed with the Tampa Bay Buccaneers as an undrafted free agent on April 30, 2018...Waived by the Buccaneers on Sept. 1, 2018...Signed to the Buccaneers practice squad on Sept. 2, 2018...Elevated to the Buccaneers active roster on Oct. 10, 2018...Waived by the Buccaneers on Nov. 16, 2018...Signed to the Buccaneers practice squad on Nov. 21, 2018...Signed a reserve/future contract with the Buccaneers on Dec. 31, 2018...Released by the Buccaneers on Oct. 5, 2019...Signed to the Buccaneers practice squad on Oct. 7, 2019...Waived from the Buccaneers practice squad on Oct. 15, 2019...Signed to the Baltimore Ravens practice squad on Oct. 22, 2019...Signed to the Kansas City Chiefs active roster from the Ravens practice squad on Nov. 21, 2019...Waived by the Chiefs on Nov. 10, 2020...Signed to the Chiefs practice squad on Nov. 12, 2020...Signed with the Chiefs on Feb. 9, 2021...Waived by the Chiefs on Aug. 31, 2021...Signed to the Chiefs practice squad on Sept. 1, 2021...Elevated to the Chiefs active roster on Oct. 9, 2021...Reverted back to the Chiefs practice squad on Oct. 11, 2021...Elevated to the Chiefs active roster on Oct. 16, 2021...Reverted back to the Chiefs practice squad on Oct. 18, 2021...Waived from the Chiefs practice squad on Oct. 25, 2021...Signed to the Houston Texans practice squad on Nov. 10, 2021...Elevated to the Texans active roster as a COVID-19 Replacement on Dec. 25, 2021...Reverted back to the Texans practice squad on Dec. 27, 2021...Signed a reserve/future contract with the Texans on Jan. 11, 2022...Waived by the Texans on Aug. 30, 2022...Signed to the Texans practice squad on Aug. 31, 2022...Signed to the active roster from the practice squad on Sept. 10, 2022...Waived by the Texans on Nov. 2, 2022...Signed to the Texans practice squad on Nov. 4, 2022.....Signed a reserve/future contract with the Texans on Jan. 11, 2022.

**2022 (Houston 3/0):**

Appeared in three games and totaled four tackles, one quarterback hit and one pass defended

**2021 (Kansas City 2/0; Houston 1/1):**

- ✔ Played in two games for the Chiefs and recorded one quarterback hit before being released and signed to the Texans practice squad, later appearing in one game (one start) for Houston
- ✔ Made his first appearance of the season vs. Buffalo (10/10)
- ✔ Recorded one quarterback hit at Washington (10/17)
- ✔ Made his first NFL start with the Texans vs. the L.A. Chargers (12/26)

**2020 (Kansas City 1/0):**

- ✔ Tallied three tackles (one solo) in his only game of the season at Denver (10/25)

**2019 (Tampa Bay 1/0; Kansas City 4/0):**

- ✔ Played in a career-high five games between the Buccaneers and Chiefs
- ✔ Logged four tackles, one quarterback hit and two tackles for loss in four games with the Chiefs

**2018 (Tampa Bay 2/0):**

- ✔ Made his first NFL in-game appearance at Atlanta (10/14) after being elevated from the practice squad
- ✔ Played on both defense and special teams vs. Washington (11/11)

**COLLEGE:**

- ✔ Played four seasons (2014-17) at the University at Buffalo (N.Y.), where he initially walked on and appeared in 42 games, totaling 108 tackles (58 solo), 9.5 sacks, 18 tackles for loss, two interceptions, three passes defended, one fumble recovery and four forced fumbles
- ✔ Logged career highs in tackles (54) and tackles for loss (8.5) as a senior, also tallying 3.0 sacks, one pass defended, one fumble recovery and one forced fumble
- ✔ Was nominated for the Burlsworth Trophy and named to the All-Mid-American Conference Second Team as a junior, tallying 30 tackles and ranking third on the team with 3.0 sacks and second on the team with two forced fumbles
- ✔ Notched 22 tackles, 4.5 tackles for loss, 1.5 sacks, one interception and one forced fumble as a sophomore
- ✔ Appeared in seven games as a reserve defensive lineman as a redshirt freshman



Redshirted his first season at Buffalo in 2013

**PERSONAL:**

Attended Bishop Timon – St. Jude High School in Buffalo, N.Y., where he focused on basketball until joining the football team as a junior

**DEMONE HARRIS' NFL REGULAR SEASON DEFENSIVE STATISTICS**

DATE	TEAM	GP	GS	TACKLES								INTERCEPTIONS					FUMBLES				ST				MISC						
				TK	S	A	TFL	YDS	SK	YDS	QBH	NO	YDS	LG	TD	PD	FF	FR	TD	YDS	TK	S	A	FF	FR	S	A				
2018	Buccaneers	2	0	0	0	0	0	0	0	0.0	0.0	0	0	0	0	0	0	0	0	0	0	0	0	0	0	0	0	0	0	0	0
2019	Buccaneers	1	0	0	0	0	0	0	0	0.0	0.0	0	0	0	0	0	0	0	0	0	0	0	0	0	0	0	0	0	0	0	0
Went from Tampa Bay to Baltimore.																															
2019	Ravens	0	0	0	0	0	0	0	0	0.0	0.0	0	0	0	0	0	0	0	0	0	0	0	0	0	0	0	0	0	0	0	0
Went from Baltimore to Kansas City.																															
2019	Chiefs	4	0	4	4	0	2	9	0.0	0.0	1	0	0	0	0	0	0	0	0	0	0	0	0	0	0	0	0	0	0	0	0
2019	<b>TOTAL</b>	<b>5</b>	<b>0</b>	<b>4</b>	<b>4</b>	<b>0</b>	<b>2</b>	<b>9</b>	<b>0.0</b>	<b>0.0</b>	<b>1</b>	<b>0</b>	<b>0</b>	<b>0</b>	<b>0</b>	<b>0</b>	<b>0</b>	<b>0</b>	<b>0</b>	<b>0</b>	<b>0</b>	<b>0</b>	<b>0</b>	<b>0</b>	<b>0</b>	<b>0</b>	<b>0</b>	<b>0</b>	<b>0</b>	<b>0</b>	<b>0</b>
2020	Chiefs	1	0	3	1	2	0	0	0.0	0.0	0	0	0	0	0	0	0	0	0	0	0	0	0	0	0	0	0	0	0	0	0
2021	Chiefs	2	0	0	0	0	0	0	0.0	0.0	1	0	0	0	0	0	0	0	0	0	0	0	0	0	0	0	0	0	0	0	0
Went from Kansas City to Houston.																															
2021	Texans	1	1	0	0	0	0	0	0.0	0.0	0	0	0	0	0	0	0	0	0	0	0	0	0	0	0	0	0	0	0	0	0
2021	<b>TOTAL</b>	<b>3</b>	<b>1</b>	<b>0</b>	<b>0</b>	<b>0</b>	<b>0</b>	<b>0</b>	<b>0.0</b>	<b>0.0</b>	<b>1</b>	<b>0</b>	<b>0</b>	<b>0</b>	<b>0</b>	<b>0</b>	<b>0</b>	<b>0</b>	<b>0</b>	<b>0</b>	<b>0</b>	<b>0</b>	<b>0</b>	<b>0</b>	<b>0</b>	<b>0</b>	<b>0</b>	<b>0</b>	<b>0</b>	<b>0</b>	<b>0</b>
2022	Texans	3	0	4	0	4	0	0	0.0	0.0	1	0	0	0	0	1	0	0	0	0	0	0	0	0	0	0	0	0	0	0	0
<b>NFL TOTALS</b>		<b>14</b>	<b>1</b>	<b>11</b>	<b>5</b>	<b>6</b>	<b>2</b>	<b>9</b>	<b>0.0</b>	<b>0.0</b>	<b>3</b>	<b>0</b>	<b>0</b>	<b>0</b>	<b>0</b>	<b>1</b>	<b>0</b>	<b>0</b>	<b>0</b>	<b>0</b>	<b>0</b>	<b>0</b>	<b>0</b>	<b>0</b>	<b>0</b>	<b>0</b>	<b>0</b>	<b>0</b>	<b>0</b>	<b>0</b>	<b>0</b>

**DEMONE HARRIS' NFL POSTSEASON DEFENSIVE STATISTICS**

DATE	TEAM	GP	GS	TACKLES								INTERCEPTIONS					FUMBLES				ST				MISC						
				TK	S	A	TFL	YDS	SK	YDS	QBH	NO	YDS	LG	TD	PD	FF	FR	TD	YDS	TK	S	A	FF	FR	S	A				
2019	Chiefs	2	0	0	0	0	0	0	0.0	0.0	0	0	0	0	0	0	0	0	0	0	0	0	0	0	0	0	0	0	0	0	0
2020	Chiefs	0	0	0	0	0	0	0	0.0	0.0	0	0	0	0	0	0	0	0	0	0	0	0	0	0	0	0	0	0	0	0	0
<b>NFL TOTALS</b>		<b>2</b>	<b>0</b>	<b>0</b>	<b>0</b>	<b>0</b>	<b>0</b>	<b>0</b>	<b>0.0</b>	<b>0.0</b>	<b>0</b>	<b>0</b>	<b>0</b>	<b>0</b>	<b>0</b>	<b>0</b>	<b>0</b>	<b>0</b>	<b>0</b>	<b>0</b>	<b>0</b>	<b>0</b>	<b>0</b>	<b>0</b>	<b>0</b>	<b>0</b>	<b>0</b>	<b>0</b>	<b>0</b>	<b>0</b>	<b>0</b>

**SINGLE-GAME HIGHS: DEFENSIVE**

**Total Tackles**  
**Solo Tackles**

3 at Denver Broncos, Oct 25, 2020  
2 vs. Denver Broncos, Dec 15, 2019  
...1 more at 2.

**Passes Defensed**  
**Tackles For Loss**

1 vs. Indianapolis Colts, Sep 11, 2022  
2 vs. Denver Broncos, Dec 15, 2019

# PLAYER BIOS



## 2022 GAME-BY-GAME REGULAR-SEASON STATISTICS (TEXANS)

W	DATE	OPPONENT	P/S	TACKLES							INTERCEPTIONS					FUMBLES				ST				MISC		W/L	SCORE			
				TK	S	A	SK	YDS	TFL	YDS	QBH	NO	YDS	LG	TD	PD	FF	FR	TD	YDS	TK	S	A	FF	FR			S	A	
01	09/11	Colts	P	2	0	2	0.0	0.0	0	0	1	0	0	0	0	1	0	0	0	0	0	0	0	0	0	0	0	T	20-20	
02	09/18	at Broncos		INACTIVE																				L	9-16					
03	09/25	at Bears	P	0	0	0	0.0	0.0	0	0	0	0	0	0	0	0	0	0	0	0	0	0	0	0	0	0	L	20-23		
04	10/02	Chargers		INACTIVE																				L	24-34					
05	10/09	at Jaguars		INACTIVE																				W	13-6					
07	10/23	at Raiders		INACTIVE																				L	20-38					
08	10/30	Titans	P	2	0	2	0.0	0.0	0	0	0	0	0	0	0	0	0	0	0	0	0	0	0	0	0	L	10-17			
09	11/03	Eagles		NOT ON ROSTER																				L	17-29					
10	11/13	at Giants		PRACTICE SQUAD																				L	16-24					
11	11/20	Commanders		PRACTICE SQUAD																				L	10-23					
12	11/27	at Dolphins		PRACTICE SQUAD																				L	15-30					
13	12/04	Browns		PRACTICE SQUAD																				L	14-27					
14	12/11	at Cowboys		PRACTICE SQUAD																				L	23-27					
15	12/18	Chiefs		PRACTICE SQUAD																				L	24-30+					
16	12/24	at Titans		PRACTICE SQUAD																				W	19-14					
17	01/01	Jaguars		PRACTICE SQUAD																				L	3-31					
18	01/08	at Colts		PRACTICE SQUAD																				W	32-31					
<b>2022 TOTALS</b>			<b>3-0</b>	<b>4</b>	<b>0</b>	<b>4</b>	<b>0.0</b>	<b>0.0</b>	<b>0</b>	<b>0</b>	<b>1</b>	<b>0</b>	<b>0</b>	<b>0</b>	<b>0</b>	<b>1</b>	<b>0</b>	<b>0</b>	<b>0</b>	<b>0</b>	<b>0</b>	<b>0</b>	<b>0</b>	<b>0</b>	<b>0</b>	<b>0</b>	<b>0</b>	<b>0</b>	<b>0</b>	<b>3-13-1</b>

+ - Overtime



CHARLIE  
HECK

67  
TACKLE

Ht: 6-8

DOB: 11/20/1996

Texans Season: 4

Acquired: D4a-'20

Wt: 311

College: North Carolina

NFL Season: 4



**TRANSACTIONS:** Selected by the Houston Texans in the fourth round (126th overall) of the 2020 NFL Draft...Placed on the reserve/COVID-19 list on Sept. 6, 2021...Activated from the reserve/COVID-19 list on Sept. 16, 2021.

**2022 (Houston 17/3):**

- ✔ Played in a career-high 17 games making three starts at right tackle and as an extra offensive lineman
- ✔ Started Week 1 vs. Indianapolis (9/11) serving as the extra lineman during the opening play of the game
- ✔ Earned the start at right tackle vs. Kansas City (12/18), paving the way for RB Royce Freeman to rush for 51 yards in the game
- ✔ Started at right tackle and played in a season-high 64 offensive snaps in the team's second win of the season at Tennessee (12/24)
- ✔ Saw time at right tackle due to injuries on the interior offensive line

**2021 (Houston 15/13):**

- ✔ Appeared in 15 games making 13 starts at right tackle
- ✔ Earned his first snaps of the season on offense and special teams at Cleveland (9/19)
- ✔ Made his first start of the season vs. New England (10/10) and blocked for QB Davis Mills, helping him become the first rookie quarterback in NFL history to finish a game with 300-plus passing yards, three-plus passing touchdowns and a passer rating of 140.0 or higher
- ✔ Helped pave the way for a rushing attack that combined for 124 yards on the ground and averaged 4.3 yards per carry at Indianapolis (10/17)
- ✔ Blocked for QB Davis Mills vs. the L.A. Rams (10/31) as he threw for 310 yards and completed 29-of-38 passes (76.3 percent), the best completion percentage of his career
- ✔ Helped protect QB Davis Mills as he threw for a career-high 331 yards vs. Seattle (12/13)
- ✔ Blocked for a rushing attack that gained a season-high 189 yards and two touchdowns on the ground, averaging 5.3 yards per carry vs. the L.A. Chargers (12/26)
- ✔ Helped protect QB Davis Mills vs. Tennessee (1/9/22) as he completed 23-of-33 passes (69.7 percent) for 301 yards, three touchdowns and a passer rating of 128.5

**2020 (Houston 3/1):**

- ✔ Appeared in three games (one start) as a rookie
- ✔ Inactive in Weeks 1-10 and 12-15
- ✔ Made his first NFL appearance vs. New England (11/22)
- ✔ Saw extended action at right tackle after Laremy Tunsil was injured and was part of an offensive line that helped the Texans offense average a franchise record 9.6 yards per play vs. Cincinnati (12/27)
- ✔ Made his first start at right tackle vs. Tennessee (1/3/21)

**COLLEGE:**

- ✔ Spent four seasons (2016-19) at the University of North Carolina at Chapel Hill, appearing in 43 games (34 starts) at both left and right tackle
- ✔ Started in 12 games at left tackle as a senior in 2019 and led the team with 43 knockdowns while only surrendering one half-sack all year long, earning him second-team All-ACC honors. Helped pave the way for an offense that averaged 474.0 yards per game, which ranked second in the ACC and 12th in the nation
- ✔ Started in all 11 games his junior season in 2018 as part of an offensive line that allowed just 10 sacks on the season, which ranked second in the ACC and seventh nationally. Earned the team's Lineman of the Week honors twice during the season with five knockdowns at Eastern Carolina (9/8) and three vs. Virginia (10/27)
- ✔ Played in all 12 games as a sophomore in 2017, starting the final 11 games of the season
- ✔ Played in eight games as a redshirt freshman in 2016, including the Tar Heels Sun Bowl appearance against Stanford (12/30)



Redshirted in his first season at North Carolina in 2015

**PERSONAL:**

- Attended Rockhurst High School in Kansas City, Mo., where he played a variety of positions, including tight end, offensive tackle and defensive end
- As a team captain in his senior season, helped lead Rockhurst to a 12-2 record and the Missouri Class 6A state championship game
- Earned first-team All-District and All-Metro honors and was named second-team All-State
- His father, Andy Heck, is currently the offensive line coach for the Kansas City Chiefs, where he's coached since 2013
- His brother, Jon, was also a four-year starter on the offensive line at North Carolina (2013-16)

**2022 GAME-BY-GAME REGULAR-SEASON STATISTICS (TEXANS)**

W	DATE	OPPONENT	P/S	W/L/T	SCORE
01	09/11	Colts	S	T	20-20
02	09/18	at Broncos	P	L	9-16
03	09/25	at Bears	P	L	20-23
04	10/02	Chargers	P	L	24-34
05	10/09	at Jaguars	P	W	13-6
07	10/23	at Raiders	P	L	20-38
08	10/30	Titans	P	L	10-17
09	11/03	Eagles	P	L	17-29
10	11/13	at Giants	P	L	16-24
11	11/20	Commanders	P	L	10-23
12	11/27	at Dolphins	P	L	15-30
13	12/04	Browns	P	L	14-27
14	12/11	at Cowboys	P	L	23-27
15	12/18	Chiefs	S	L	24-30+
16	12/24	at Titans	S	W	19-14
17	01/01	Jaguars	P	L	3-31
18	01/08	at Colts	P	W	32-31
<b>2022 TOTALS</b>			<b>17-3</b>	<b>3-13-1</b>	

+ - Overtime



NEVILLE  
HEWITT

57  
LINEBACKER

Ht: 6-2      Wt: 234  
 DOB: 4/6/1993      College: Marshall  
 Texans Season: 3      NFL Season: 8  
 Acquired: FA-'23



**TRANSACTIONS:** Signed by the Miami Dolphins as an undrafted free agent on May 8, 2015...Waived by the Dolphins on Sept. 2, 2017...Signed to the Dolphins practice squad on Oct. 9, 2017...Signed to the Dolphins active roster from the practice squad on Nov. 22, 2017...Signed by the New York Jets as an unrestricted free agent on March 28, 2018...Re-signed by the Jets on March 18, 2019...Re-signed by the Jets on March 20, 2020...Signed by the Houston Texans as a free agent on May 7, 2021...Placed on the reserve/COVID-19 list on Dec. 27, 2021...Activated from the reserve/COVID-19 list on Dec. 29, 2021...Re-signed with the Texans as an unrestricted free agent on March 30, 2022...Signed with the Houston Texans as a free agent on May 8, 2023.

**2022 (Houston 14/0):**

- ✔ Appeared in 14 games and totaled four defensive tackles (three solo), one tackle for loss, 10 special teams tackles (seven solo) and a special teams fumble recovery in his second year with the Texans
- ✔ Recorded his second career forced fumble (first on special teams), which was recovered by S M.J. Stewart in the season finale at Indianapolis (1/8/23)

**2021 (Houston 17/5):**

- ✔ Played in all 17 games with five starts, totaling 51 defensive tackles (32 solo), one tackle for loss, one quarterback hit and a team-leading nine special teams tackles (five solo)
- ✔ Appeared in his first game as a Texan on special teams in the season opener vs. Jacksonville (9/12)
- ✔ Recorded his first tackle as a Texan on special teams at Cleveland (9/19)
- ✔ Made his first start as a Texan at Miami (11/7) and led the team in tackles with nine (five), also notching one special teams tackle
- ✔ Logged three tackles (two) and his first quarterback hit as a Texan at Tennessee (11/21)
- ✔ Notched four tackles and his first tackle for loss as a Texan vs. the N.Y. Jets (11/28)
- ✔ Finished third on the team with nine tackles (four) and tallied one special teams tackle at Jacksonville (12/19)
- ✔ Led the team with 11 tackles (eight), tied for the third-highest total of his NFL career vs. the L.A. Chargers (12/26)

**2020 (N.Y. Jets 16/16):**

- ✔ Started all 16 games for the first time in his career and finished ninth in the NFL in total tackles (131). Also added 2.0 sacks, six tackles for loss, four passes defended, four quarterback hits, one forced fumble and one fumble recovery
- ✔ Notched a season-high 13 total tackles (10) vs. Buffalo (10/25)
- ✔ Sacked QB Ryan Fitzpatrick and forced a fumble on the play vs. Miami (11/29). Also recovered a fumble at the end of the third quarter
- ✔ Posted a sack in consecutive games when he totaled 12 tackles (nine) and brought down QB Derek Carr in the second quarter for an eight-yard loss vs. Las Vegas (12/6)

**2019 (N.Y. Jets 12/12):**

- ✔ Started all 12 games he played in and notched 72 total tackles (42 solo), 3.0 sacks, eight quarterback hits, six tackles for loss, five passes defended and two interceptions
- ✔ Finished as one-of-seven players in the league with at least 3.0 sacks and two interceptions
- ✔ Intercepted QB Josh Allen with 1:06 left in the second quarter in the season-opener vs. Buffalo (9/8)
- ✔ Logged a sack in consecutive games in Weeks 2-3 vs. Cleveland (9/16) and vs. New England (9/22)
- ✔ Tallied a season-high 11 total tackles (seven) at Philadelphia (10/6)
- ✔ Recorded his second interception of the season at Washington (11/17) after intercepting QB Dwayne Haskins and returning it to the five-yard line to set up a Jets touchdown
- ✔ Notched eight total tackles (two), 1.0 sack, one quarterback hit and one tackle for loss vs. Pittsburgh (12/22)

**2018 (N.Y. Jets 16/4):**

- ✔ Appeared in all 16 games (four starts) for the third time in his career and registered 28 total tackles (18 solo), 1.5 sacks and 12





special teams tackles, which was the second most on the team

- Posted seven total tackles (five), 0.5 sack, one quarterback hit and a special teams tackle in his first start of the season at Buffalo (12/9)
- Contributed a season-high nine total tackles (six), 1.0 sack, three quarterback hits and one tackle for loss vs. Green Bay (12/23)

### 2017 (Miami 6/0):

- Signed to the Dolphins practice squad prior to Week 6
- Elevated to the active roster from the practice squad in Week 11 and appeared in six games, registering one special teams tackle

### 2016 (Miami 16/5, 1/0):

- Played in 16 games (five starts) and logged 57 total tackles (35 solo), 1.0 sack, four tackles for loss, one fumble recovery, one quarterback hit, one pass defensed and seven special teams tackles
- Notched six total tackles (five), one tackle for loss and a special teams tackle vs. Cleveland (9/25)
- Added his first sack of the season vs. the N.Y. Jets (12/17) when he brought down QB Bryce Petty for a nine-yard loss
- Logged a season-high nine total tackles (six) and two tackles for loss at Buffalo (12/24)

### 2015 (Miami 16/2):

- Saw action in 16 games (two starts), totaling 32 tackles (22 solo), three passes defensed, three tackles for loss, one interception and one quarterback hit
- Made his NFL debut at Washington (9/13)
- Tallied the first interception of his career when he picked off QB Tony Romo in the third quarter vs. Dallas (11/22)
- Tied a season-best with six total tackles (four), one tackle for loss and one pass defensed in his second start of the season vs. New England (1/3/16)

### COLLEGE:

- Played two seasons at Marshall University in Huntington, W.Va. (2013-14) after transferring from Georgia Military College (2011-12) in Milledgeville, Ga. where he played two seasons
- Voted as the 2014 Conference USA Defensive Player of the Year by league coaches as he led the Herd defense to a 13-1 season, making a conference-high 123 tackles
- Ranked second on the team with 85 total tackles (30 solo), including 3.5 tackles for loss and 2.5 sacks. Also made an interception, had one pass breakup, a fumble recovery and a forced fumble on the year
- Saw action in two seasons at Georgia Military College (2011-12) and notched 65 tackles, five tackles for loss and five pass breakups as a sophomore (2012) when he played as a hybrid safety and linebacker

### PERSONAL:

- Attended Rockdale County High School in Conyers, Ga.
- Graduated with a degree in business management from Marshall

## NEVILLE HEWITT'S NFL REGULAR SEASON DEFENSIVE STATISTICS

DATE	TEAM	GP	GS	TACKLES							INTERCEPTIONS					FUMBLES				ST				MISC			
				TK	S	A	TFL	YDS	SK	YDS	QBH	NO	YDS	LG	TD	PD	FF	FR	TD	YDS	TK	S	A	FF	FR	S	A
2015	Dolphins	16	2	32	22	10	3	8	0.0	0.0	1	1	0	0	0	3	0	0	0	0	7	5	2	0	0	0	0
2016	Dolphins	16	5	391	35	356	4	24	1.0	9.0	1	0	0	0	0	1	0	1	0	0	7	5	2	0	0	0	0
2017	Dolphins	6	0	0	0	0	0	0	0.0	0.0	0	0	0	0	0	0	0	0	0	0	1	1	0	0	0	0	0
2018	Jets	16	4	28	18	10	1	9	1.5	12.0	4	0	0	0	0	0	0	0	0	0	11	8	3	0	0	0	0
2019	Jets	12	12	72	42	30	6	23	3.0	18.0	8	2	13	9	0	5	0	0	0	0	3	2	1	0	0	0	0
2020	Jets	16	16	131	89	42	6	16	2.0	14.0	4	0	0	0	0	4	1	1	0	17	3	2	1	0	0	0	0
2021	Texans	17	5	51	32	19	1	3	0.0	0.0	1	0	0	0	0	0	0	0	0	0	9	5	4	0	0	0	0
2022	Texans	14	0	4	3	1	1	2	0.0	0.0	0	0	0	0	0	0	0	0	0	0	10	7	3	1	0	0	0
<b>NFL TOTALS</b>		<b>113</b>	<b>44</b>	<b>709</b>	<b>241</b>	<b>468</b>	<b>22</b>	<b>85</b>	<b>7.5</b>	<b>53.0</b>	<b>19</b>	<b>3</b>	<b>13</b>	<b>9</b>	<b>0</b>	<b>13</b>	<b>1</b>	<b>2</b>	<b>0</b>	<b>17</b>	<b>51</b>	<b>35</b>	<b>16</b>	<b>1</b>	<b>0</b>	<b>0</b>	<b>0</b>

## NEVILLE HEWITT'S NFL POSTSEASON DEFENSIVE STATISTICS

DATE	TEAM	GP	GS	TACKLES							INTERCEPTIONS					FUMBLES				ST				MISC				
				TK	S	A	TFL	YDS	SK	YDS	QBH	NO	YDS	LG	TD	PD	FF	FR	TD	YDS	TK	S	A	FF	FR	S	A	
2016	Dolphins	1	0	5	3	2	0	0	0.0	0.0	0	0	0	0	0	0	0	0	0	0	0	0	0	0	0	0	0	0
<b>NFL TOTALS</b>		<b>1</b>	<b>0</b>	<b>5</b>	<b>3</b>	<b>2</b>	<b>0</b>	<b>0</b>	<b>0.0</b>	<b>0.0</b>	<b>0</b>	<b>0</b>	<b>0</b>	<b>0</b>	<b>0</b>	<b>0</b>	<b>0</b>	<b>0</b>	<b>0</b>	<b>0</b>	<b>0</b>	<b>0</b>	<b>0</b>	<b>0</b>	<b>0</b>	<b>0</b>	<b>0</b>	<b>0</b>

# PLAYER BIOS



## SINGLE-GAME HIGHS: DEFENSIVE

<b>Total Tackles</b>	13 vs. Buffalo Bills, Oct 25, 2020	<b>Tackles For Loss</b>	2 at Seattle Seahawks, Dec 13, 2020
<b>Solo Tackles</b>	10 vs. Buffalo Bills, Oct 25, 2020		...1 more at 2.
<b>Sacks</b>	1.0 vs. Las Vegas Raiders, Dec 06, 2020	<b>Interceptions</b>	1 at Washington Redskins, Nov 17, 2019
	...6 more at 1.0.		...2 more at 1.
<b>Passes Defensed</b>	2 vs. Cleveland Browns, Dec 27, 2020	<b>Interception Return Yards</b>	9 at Washington Redskins, Nov 17, 2019
<b>Forced Fumbles</b>	1 vs. Miami Dolphins, Nov 29, 2020	<b>Special Teams Tackles</b>	3 vs. New York Jets, Oct 04, 2015
<b>Fumble Recoveries</b>	1 vs. Miami Dolphins, Nov 29, 2020	<b>Longest Opponent's Fumble Return</b>	17 vs. Miami Dolphins, Nov 29, 2020
	...1 more at 1.		


## SINGLE-GAME HIGHS - POSTSEASON: DEFENSIVE

<b>Total Tackles</b>	5 at Pittsburgh Steelers, Jan 08, 2017	<b>Solo Tackles</b>	3 at Pittsburgh Steelers, Jan 08, 2017
----------------------	--	---------------------	--

## 2022 GAME-BY-GAME REGULAR-SEASON STATISTICS (TEXANS)

W	DATE	OPPONENT	P/S	TACKLES							INTERCEPTIONS					FUMBLES				ST					MISC		W/L	SCORE										
				TK	S	A	SK	YDS	TFL	YDS	QBH	NO	YDS	LG	TD	PD	FF	FR	TD	YDS	TK	S	A	FF	FR	S			A									
01	09/11	Colts	P	0	0	0	0.0	0.0	0	0	0	0	0	0	0	0	0	0	0	0	0	0	0	0	0	0	0	0	0	0	0	0	0	0	0	0	T	20-20
02	09/18	at Broncos	P	0	0	0	0.0	0.0	0	0	0	0	0	0	0	0	0	0	0	0	0	0	0	0	0	0	0	0	0	0	0	0	0	0	0	L	9-16	
03	09/25	at Bears	P	0	0	0	0.0	0.0	0	0	0	0	0	0	0	0	0	0	0	0	0	0	0	0	0	0	0	0	0	0	0	0	0	0	0	L	20-23	
04	10/02	Chargers	P	0	0	0	0.0	0.0	0	0	0	0	0	0	0	0	0	0	0	0	0	0	0	0	0	0	0	0	0	0	0	0	0	0	0	L	24-34	
05	10/09	at Jaguars	P	3	3	0	0.0	0.0	1	2	0	0	0	0	0	0	0	0	0	0	0	0	0	0	0	0	0	0	0	0	0	0	0	0	0	W	13-6	
07	10/23	at Raiders	P	0	0	0	0.0	0.0	0	0	0	0	0	0	0	0	0	0	0	0	0	0	0	0	0	0	0	0	0	0	0	0	0	0	0	L	20-38	
08	10/30	Titans	P	1	0	1	0.0	0.0	0	0	0	0	0	0	0	0	0	0	0	0	0	0	0	0	0	0	0	0	0	0	0	0	0	0	0	L	10-17	
09	11/03	Eagles																																	L	17-29		
10	11/13	at Giants																																	L	16-24		
11	11/20	Commanders																																	L	10-23		
12	11/27	at Dolphins	P	0	0	0	0.0	0.0	0	0	0	0	0	0	0	0	0	0	0	0	0	0	0	0	0	0	0	0	0	0	0	0	0	0	0	L	15-30	
13	12/04	Browns	P	0	0	0	0.0	0.0	0	0	0	0	0	0	0	0	0	0	0	0	0	0	0	0	0	0	0	0	0	0	0	0	0	0	0	L	14-27	
14	12/11	at Cowboys	P	0	0	0	0.0	0.0	0	0	0	0	0	0	0	0	0	0	0	0	0	0	0	0	0	0	0	0	0	0	0	0	0	0	0	L	23-27	
15	12/18	Chiefs	P	0	0	0	0.0	0.0	0	0	0	0	0	0	0	0	0	0	0	0	0	0	0	0	0	0	0	0	0	0	0	0	0	0	0	L	24-30+	
16	12/24	at Titans	P	0	0	0	0.0	0.0	0	0	0	0	0	0	0	0	0	0	0	0	0	0	0	0	0	0	0	0	0	0	0	0	0	0	0	0	W	19-14
17	01/01	Jaguars	P	0	0	0	0.0	0.0	0	0	0	0	0	0	0	0	0	0	0	0	0	0	0	0	0	0	0	0	0	0	0	0	0	0	0	L	3-31	
18	01/08	at Colts	P	0	0	0	0.0	0.0	0	0	0	0	0	0	0	0	0	0	0	0	0	0	0	0	0	0	0	0	0	0	0	0	0	0	0	0	W	32-31
<b>2022 TOTALS</b>			<b>14-0</b>	<b>4</b>	<b>3</b>	<b>1</b>	<b>0.0</b>	<b>0.0</b>	<b>1</b>	<b>2</b>	<b>0</b>	<b>0</b>	<b>0</b>	<b>0</b>	<b>0</b>	<b>0</b>	<b>0</b>	<b>0</b>	<b>0</b>	<b>0</b>	<b>0</b>	<b>0</b>	<b>0</b>	<b>0</b>	<b>0</b>	<b>0</b>	<b>0</b>	<b>0</b>	<b>0</b>	<b>0</b>	<b>0</b>	<b>0</b>	<b>0</b>	<b>0</b>	<b>0</b>	<b>3-13-1</b>		

+ - Overtime



BRANDON  
HILL

36  
SAFETY

Ht: 5-11      Wt: 195  
 DOB: 9/6/2000      College: Pittsburgh  
 Texans Season: R      NFL Season: R  
 Acquired: 07-'23




**TRANSACTIONS:** Selected by the Houston Texans in the seventh round (248th overall) of the 2023 NFL Draft.

**COLLEGE:**

- ✔ Spent four seasons (2019-22) at Pittsburgh, where he played in 40 games (27 starts) and recorded 175 total tackles (92 solo), nine passes defended, three tackles for loss, three interceptions, three forced fumbles and two fumble recoveries
- ✔ In 2022, finished as the team's second-leading tackler with 67 tackles, two passes defended and one fumble recovery
- ✔ Named the ACC Defensive Back of the Week for his performance in a 28-26 win over Duke in which he had a 30-yard scoop and score in the fourth quarter
- ✔ 2021 second team All-ACC
- ✔ 2021 Paycom Jim Thorpe Award semifinalist

**PERSONAL:**

- ✔ Son of Adrienne and Maurice Hill and has one brother
- ✔ Interested in real estate and flipping houses
- ✔ Majored in law, criminal justice and society



KURT  
HINISH

93

DEFENSIVE TACKLE

Ht: 6-2

DOB: 4/27/1999

Texans Season: 2

Acquired: CFA-'22

Wt: 300

College: Notre Dame

NFL Season: 2



**TRANSACTIONS:** Signed by the Houston Texans as an undrafted free agent on May 13, 2022.

**2022 (Houston 15/3):**

- ✔ Appeared in 15 games (three starts) and totaled 23 tackles (11 solo), 1.0 sack, six tackles for loss and two quarterback hits in his rookie season with the Texans
- ✔ Made his NFL debut and notched one tackle vs. Indianapolis (9/11)
- ✔ Made his first NFL start and recorded one tackle vs. Tennessee (10/30)
- ✔ Recorded his first career sack, taking down QB Jalen Hurts for a four-yard loss vs. Philadelphia (11/3)
- ✔ Posted his first career game with multiple tackles for loss (two) vs. Jacksonville (1/1/23)

**COLLEGE:**

- ✔ Played five seasons (2017-21) at the University of Notre Dame in South Bend, Ind., where he played in 61 games (35 starts) and amassed 81 tackles (42 solo), 20 tackles for loss, 7.5 sacks and one forced fumble

**2021 (Notre Dame):**

- ✔ Started all 11 games he appeared in as a fifth-year senior and totaled 28 tackles (15 solo), 2.0 sacks and 5.5 tackles for loss
- ✔ Opened the season with a sack at Florida State (9/5)
- ✔ Registered five tackles (one solo) and 1.5 tackles for loss at Virginia Tech (10/9)
- ✔ Logged a season-high 10 tackles (eight solo), 1.0 sack and two tackles for loss vs. Navy (11/6)
- ✔ Made three tackles (two solo) and one tackle for loss in the Fiesta Bowl vs. Oklahoma State (1/1/22)

**2020 (Notre Dame):**

- ✔ Appeared in all 12 games (11 starts) as a senior and finished with 19 tackles (13 solo), 2.0 sacks and 7.5 tackles for loss
- ✔ Earned All-ACC honorable mention recognition by the Associated Press
- ✔ Posted two tackles, 1.0 sack and two tackles for loss in the season opener vs. Duke (9/12)
- ✔ Logged three tackles, one tackle for loss and one quarterback hit vs. Clemson (11/7)
- ✔ Selected to the PFF National Team of the Week after posting three tackles at North Carolina (11/27)
- ✔ Totaled two tackles and half a tackle for loss in the ACC Championship vs. Clemson (12/19)
- ✔ Made two tackles in the CFP Semifinal at the Rose Bowl Game vs. Alabama (1/1/21)

**2019 (Notre Dame):**

- ✔ Started all 13 games and totaled 15 tackles, 2.0 sacks, 4.5 tackles for loss and one quarterback hit as a junior
- ✔ Recorded a sack in the season-opening victory at Louisville (9/2)
- ✔ Notched three tackles (one solo), 0.5 sack and two tackles for loss vs. Virginia (9/28)
- ✔ Forced a fumble and finished with one tackle and 0.5 sack vs. USC (10/12)

**2018 (Notre Dame):**

- ✔ Played in all 13 games as a sophomore and amassed 13 tackles and 1.5 sacks
- ✔ Made 1.5 sacks, 1.5 tackles for loss and three tackles (two solo) in the win vs. Syracuse (11/17)

**2017 (Notre Dame):**

- ✔ Played 12 games as a freshman and notched eight tackles and half a tackle for loss
- ✔ Recorded a season-high three tackles and half a tackle for loss vs. USC (10/21)

**PERSONAL:**

- ✔ Attended Central Catholic High School in Pittsburgh, Pa., where he registered 27 tackles and 3.0 sacks as a senior in 2016, leading his team to a 14-2 record and the 2016 Pennsylvania Interscholastic Athletic Association Class-AAAAAA state championship game

# PLAYER BIOS



- Helped Central Catholic to a 15-1 mark and 2015 Pennsylvania Interscholastic Athletic Association Class-AAAA state championship, recording 32 tackles as a junior
- Named 2016 first team Pennsylvania Football Writers All-State
- Earned Pittsburgh Post-Gazette Fabulous 22 recognition
- Selected to the Pittsburgh Tribune-Review Terrific 25
- Rated as the No. 26 defensive tackle in the nation by ESPN

## KURT HINISH'S NFL REGULAR SEASON DEFENSIVE STATISTICS

DATE	TEAM	GP	GS	TACKLES								INTERCEPTIONS					FUMBLES				ST		MISC					
				TK	S	A	TFL	YDS	SK	YDS	QBH	NO	YDS	LG	TD	PD	FF	FR	TD	YDS	TK	S	A	FF	FR	S	A	
2022	Texans	15	3	23	11	12	6	12	1.0	4.0	2	0	0	0	0	0	0	0	0	0	0	0	0	0	0	0	0	0
<b>NFL TOTALS</b>		<b>15</b>	<b>3</b>	<b>23</b>	<b>11</b>	<b>12</b>	<b>6</b>	<b>12</b>	<b>1.0</b>	<b>4.0</b>	<b>2</b>	<b>0</b>	<b>0</b>	<b>0</b>	<b>0</b>	<b>0</b>	<b>0</b>	<b>0</b>	<b>0</b>	<b>0</b>	<b>0</b>	<b>0</b>	<b>0</b>	<b>0</b>	<b>0</b>	<b>0</b>	<b>0</b>	

### SINGLE-GAME HIGHS: DEFENSIVE

**Total Tackles** 3 vs. Jacksonville Jaguars, Jan 01, 2023  
 ...2 more at 3.

**Sacks** 1.0 vs. Philadelphia Eagles, Nov 03, 2022

**Solo Tackles** 2 vs. Jacksonville Jaguars, Jan 01, 2023  
 ...1 more at 2.

**Tackles For Loss** 2 vs. Jacksonville Jaguars, Jan 01, 2023

### 2022 GAME-BY-GAME REGULAR-SEASON STATISTICS (TEXANS)

W	DATE	OPPONENT	P/S	TACKLES								INTERCEPTIONS					FUMBLES				ST		MISC		W/L	SCORE			
				TK	S	A	SK	YDS	TFL	YDS	QBH	NO	YDS	LG	TD	PD	FF	FR	TD	YDS	TK	S	A	FF			FR	S	A
01	09/11	Colts	P	1	0	1	0.0	0.0	0	0	0	0	0	0	0	0	0	0	0	0	0	0	0	0	0	0	0	T	20-20
02	09/18	at Broncos	P	2	1	1	0.0	0.0	1	0	0	0	0	0	0	0	0	0	0	0	0	0	0	0	0	0	L	9-16	
03	09/25	at Bears		INACTIVE																							L	20-23	
04	10/02	Chargers	P	2	0	2	0.0	0.0	0	0	0	0	0	0	0	0	0	0	0	0	0	0	0	0	0	0	L	24-34	
05	10/09	at Jaguars	P	0	0	0	0.0	0.0	0	0	0	0	0	0	0	0	0	0	0	0	0	0	0	0	0	0	W	13-6	
07	10/23	at Raiders	P	1	1	0	0.0	0.0	0	0	0	0	0	0	0	0	0	0	0	0	0	0	0	0	0	0	L	20-38	
08	10/30	Titans	S	1	1	0	0.0	0.0	0	0	0	0	0	0	0	0	0	0	0	0	0	0	0	0	0	0	L	10-17	
09	11/03	Eagles	S	3	2	1	1.0	4.0	1	4	1	0	0	0	0	0	0	0	0	0	0	0	0	0	0	0	L	17-29	
10	11/13	at Giants	S	3	1	2	0.0	0.0	1	0	0	0	0	0	0	0	0	0	0	0	0	0	0	0	0	0	L	16-24	
11	11/20	Commanders	P	1	0	1	0.0	0.0	0	0	1	0	0	0	0	0	0	0	0	0	0	0	0	0	0	0	L	10-23	
12	11/27	at Dolphins	P	1	0	1	0.0	0.0	0	0	0	0	0	0	0	0	0	0	0	0	0	0	0	0	0	0	L	15-30	
13	12/04	Browns	P	1	1	0	0.0	0.0	0	0	0	0	0	0	0	0	0	0	0	0	0	0	0	0	0	0	L	14-27	
14	12/11	at Cowboys		INACTIVE																							L	23-27	
15	12/18	Chiefs	P	0	0	0	0.0	0.0	0	0	0	0	0	0	0	0	0	0	0	0	0	0	0	0	0	0	L	24-30+	
16	12/24	at Titans	P	2	1	1	0.0	0.0	1	0	0	0	0	0	0	0	0	0	0	0	0	0	0	0	0	0	W	19-14	
17	01/01	Jaguars	P	3	2	1	0.0	0.0	2	8	0	0	0	0	0	0	0	0	0	0	0	0	0	0	0	0	L	3-31	
18	01/08	at Colts	P	2	1	1	0.0	0.0	0	0	0	0	0	0	0	0	0	0	0	0	0	0	0	0	0	0	W	32-31	
<b>2022 TOTALS</b>		<b>15-3</b>	<b>23</b>	<b>11</b>	<b>12</b>	<b>1.0</b>	<b>4.0</b>	<b>6</b>	<b>12</b>	<b>2</b>	<b>0</b>	<b>0</b>	<b>0</b>	<b>0</b>	<b>0</b>	<b>0</b>	<b>0</b>	<b>0</b>	<b>0</b>	<b>0</b>	<b>0</b>	<b>0</b>	<b>0</b>	<b>0</b>	<b>0</b>	<b>0</b>	<b>3-13-1</b>		

+ - Overtime



KA'DAR  
HOLLMAN

30  
CORNERBACK

Ht: 6-0      Wt: 196  
 DOB: 9/18/1994      College: Toledo  
 Texans Season: 1      NFL Season: 3  
 Acquired: FA-'22



**TRANSACTIONS:** Selected by the Green Bay Packers in the sixth round (185th overall) of the 2019 NFL Draft...Acquired via trade by the Houston Texans from the Packers on Aug. 23, 2021...Waived by the Houston Texans on August 31, 2021...Signed to the New Orleans Saints practice squad on September 6, 2021...Released from the New Orleans Saints practice squad on September 28, 2021...Signed to the New York Giants practice squad on October 5, 2021...Released from the New York Giants practice squad on December 7, 2021...Signed by the San Francisco 49ers on February 2, 2022...Waived by the San Francisco 49ers on Aug. 28, 2022...Signed by the Atlanta Falcons to the practice squad on Aug. 31, 2022...Released by the Falcons on Oct. 11, 2022...Released by the San Francisco 49ers on Nov. 28, 2022...Signed by the Miami Dolphins to the practice squad on Dec. 14, 2022...Signed a reserve/future contract with the Houston Texans on Jan. 26, 2023.

**2022 (Atlanta/San Francisco/Miami 0/0):**

- Spent time on the practice squad of the Falcons and Dolphins but did not see any game action during the 2022 season

**2021 (Houston 0/0):**

- Acquired in a trade with the Green Bay Packers on August 23, 2021

**2020 (Green Bay 14/1):**

- Appeared in 14 games with one start, totaling eight tackles and three passes defended
- Notched a season-high four tackles against Jacksonville (11/15)

**2019 (Green Bay 4/0):**

- Made four in-game appearances throughout his rookie season (Weeks 5, 6, 7 and 17)

**COLLEGE:**

- Played four seasons at the University of Toledo (2015-18) in Toledo, Ohio
- Tied for first in the MAC and led the team with 12 passes defended as a senior
- Started all 14 games as a junior, amassing 35 tackles and seven passes defended
- Appeared in all 13 games with eight starts as a sophomore, tallying 33 tackles and eight passes defended
- Played in two games as a freshman and recorded two tackles against Eastern Michigan

**PERSONAL:**

- Attended Milford Academy, a preparatory school in New Berlin, N.Y., and totaled 26 tackles, four interceptions and six pass breakups
- Played high school football at Burlington Township High School in Burlington Township, N.J.
- Earned All-County and All-Conference honors as a junior and senior
- Recorded 22 receptions for 720 yards, rushed for 250 yards and notched 62 tackles, one interception and seven passes defended as a senior

# PLAYER BIOS



## KA'DAR HOLLMAN'S NFL REGULAR SEASON DEFENSIVE STATISTICS

DATE	TEAM	GP	GS	TACKLES								INTERCEPTIONS					FUMBLES				ST				MISC			
				TK	S	A	TFL	YDS	SK	YDS	QBH	NO	YDS	LG	TD	PD	FF	FR	TD	YDS	TK	S	A	FF	FR	S	A	
2019	Packers	4	0	0	0	0	0	0	0	0.0	0.0	0	0	0	0	0	0	0	0	0	0	0	0	0	0	0	0	0
2020	Packers	14	1	8	7	1	0	0	0.0	0.0	0	0	0	0	0	0	3	0	0	0	0	0	2	0	2	0	0	0
2021	Packers	0	0	0	0	0	0	0	0	0.0	0.0	0	0	0	0	0	0	0	0	0	0	0	0	0	0	0	0	
Went from <b>Green Bay</b> to <b>New Orleans</b> .																												
2021	Saints	0	0	0	0	0	0	0	0	0.0	0.0	0	0	0	0	0	0	0	0	0	0	0	0	0	0	0	0	
2021	TOTAL	0	0	0	0	0	0	0	0	0.0	0.0	0	0	0	0	0	0	0	0	0	0	0	0	0	0	0	0	
2022	Falcons	0	0	0	0	0	0	0	0	0.0	0.0	0	0	0	0	0	0	0	0	0	0	0	0	0	0	0	0	
<b>NFL TOTALS</b>		<b>18</b>	<b>1</b>	<b>8</b>	<b>7</b>	<b>1</b>	<b>0</b>	<b>0</b>	<b>0.0</b>	<b>0.0</b>	<b>0</b>	<b>0</b>	<b>0</b>	<b>0</b>	<b>0</b>	<b>3</b>	<b>0</b>	<b>0</b>	<b>0</b>	<b>0</b>	<b>0</b>	<b>2</b>	<b>0</b>	<b>2</b>	<b>0</b>	<b>0</b>	<b>0</b>	

## KA'DAR HOLLMAN'S NFL POSTSEASON DEFENSIVE STATISTICS

DATE	TEAM	GP	GS	TACKLES								INTERCEPTIONS					FUMBLES				ST				MISC		
				TK	S	A	TFL	YDS	SK	YDS	QBH	NO	YDS	LG	TD	PD	FF	FR	TD	YDS	TK	S	A	FF	FR	S	A
2019	Packers	0	0	0	0	0	0	0	0	0.0	0.0	0	0	0	0	0	0	0	0	0	0	0	0	0	0	0	0
2020	Packers	0	0	0	0	0	0	0	0	0.0	0.0	0	0	0	0	0	0	0	0	0	0	0	0	0	0	0	0
<b>NFL TOTALS</b>		<b>0</b>	<b>0</b>	<b>0</b>	<b>0</b>	<b>0</b>	<b>0</b>	<b>0</b>	<b>0</b>	<b>0.0</b>	<b>0.0</b>	<b>0</b>	<b>0</b>	<b>0</b>	<b>0</b>	<b>0</b>	<b>0</b>	<b>0</b>	<b>0</b>	<b>0</b>	<b>0</b>	<b>0</b>	<b>0</b>	<b>0</b>	<b>0</b>	<b>0</b>	<b>0</b>

### SINGLE-GAME HIGHS: DEFENSIVE

**Total Tackles** 4 vs. Jacksonville Jaguars, Nov 15, 2020

**Solo Tackles** 4 vs. Jacksonville Jaguars, Nov 15, 2020

**Passes Defensed**

**Special Teams Tackles**

2 vs. Atlanta Falcons, Oct 05, 2020

1 vs. Philadelphia Eagles, Dec 06, 2020

...1 more at 1.

### 2022 GAME-BY-GAME REGULAR-SEASON STATISTICS (FALCONS)

W	DATE	OPPONENT	P/S	TACKLES								INTERCEPTIONS					FUMBLES				ST				MISC		W/L	SCORE	
				TK	S	A	SK	YDS	TFL	YDS	QBH	NO	YDS	LG	TD	PD	FF	FR	TD	YDS	TK	S	A	FF	FR	S			A
01	09/11	Saints																									L	26-27	
02	09/18	at Rams																									L	27-31	
03	09/25	at Seahawks																									W	27-23	
04	10/02	Browns																									W	23-20	
05	10/09	at Buccaneers																									L	15-21	
06	10/16	49ers																									W	28-14	
07	10/23	at Bengals																									L	17-35	
08	10/30	Panthers																									W	37-34+	
09	11/06	Chargers																									L	17-20	
10	11/10	at Panthers																									L	15-25	
11	11/20	Bears																									W	27-24	
12	11/27	at Commanders																									L	13-19	
13	12/04	Steelers																									L	16-19	
15	12/18	at Saints																									L	18-21	
16	12/24	at Ravens																									L	9-17	
17	01/01	Cardinals																									W	20-19	
18	01/08	Buccaneers																									W	30-17	
<b>2022 TOTALS</b>				<b>0</b>	<b>0</b>	<b>0</b>	<b>0</b>	<b>0</b>	<b>0</b>	<b>0</b>	<b>0</b>	<b>0</b>	<b>0</b>	<b>0</b>	<b>0</b>	<b>0</b>	<b>0</b>	<b>0</b>	<b>0</b>	<b>0</b>	<b>0</b>	<b>0</b>	<b>0</b>	<b>0</b>	<b>0</b>	<b>0</b>	<b>0</b>	<b>7-10</b>	

+ - Overtime



DYLAN  
HORTON



92

DEFENSIVE END

Ht: 6-4

DOB: 8/21/2000

Texans Season: R

Acquired: 04-'23

Wt: 275

College: TCU

NFL Season: R

**TRANSACTIONS:** Selected by the Houston Texans in the fourth round (109th overall) of the 2023 NFL Draft.

**COLLEGE:**

- ✔ Spent three seasons (2020-22) at TCU, where he played in 35 games and recorded 108 total tackles (69 solo), including 24.5 tackles for loss and 15.0 sacks. Additionally, he recorded four passes defensed and two forced fumbles
- ✔ Spent two seasons at New Mexico, where he played in 17 games for the Lobos and totaled 36 tackles, four tackles for loss and 2.5 sacks
- ✔ In 2022, set a College Football Playoff record with 4.0 sacks in the semifinal win over Michigan
- ✔ His first sack against the Wolverines came on a Michigan 4th-and-goal from the 2 on the game's opening series

**PERSONAL:**

- ✔ Earned first-team All-District 13-5A honors as a safety
- ✔ Lettered in basketball and received all-district accolades
- ✔ Competed in the long jump and high jump in track and field





TYTUS  
HOWARD

71  
TACKLE

Ht: 6-5      Wt: 322  
 DOB: 5/23/1996      College: Alabama State  
 Texans Season: 5      NFL Season: 5  
 Acquired: 01-'19



**TRANSACTIONS:** Selected by the Houston Texans with the 23rd pick in the first round (23rd overall) of the 2019 NFL Draft...Placed on the reserve/COVID-19 list on Aug. 13, 2021... Activated from the reserve/COVID-19 list on Aug. 18, 2021...Placed on the reserve/COVID-19 list on Dec. 23, 2021...Activated from the reserve/COVID-19 list on Jan. 5, 2022...Fifth-year option exercised by the Texans on May 2, 2022.

**HONORS:**

- ✔ 2022 Black College Football Pro Player of the Year
- ✔ 2019 PFWA All-Rookie Team

**2022 (Houston 17/17):**

- ✔ Started 15 games at right tackle and two games at left guard during the season
- ✔ According to Pro Football Focus, he earned a 68.2 overall blocking grade, which was good 25th among tackles, minimum 80-percent of snaps played
- ✔ Blocked for Pierce at Chicago (9/25), helping him garner his first career rushing touchdown
- ✔ Helped Pierce rush for 99 yards in the team's first win of the season at Jacksonville (10/2)
- ✔ Blocked for RB Dameon Pierce's career-high 139-yard performance vs. Philadelphia (11/3)
- ✔ Blocked for QB Davis Mills who posted a season-high 319 yards at the New York Giants (11/13), which marked the sixth 300-yard passing game of his career
- ✔ Moved over to left guard in the absence of OL Kenyon Green vs. Kansas City (12/18)
- ✔ Started his second consecutive game at left guard in the team's win at Tennessee (12/24)

**2021 (Houston 15/15):**

- ✔ Started all 15 games he played, a career high, with 11 starts at left guard and four starts at left tackle. Rated as Pro Football Focus' highest-graded pass-blocking tackle among the four weeks he started at left tackle with a grade of 89.9
- ✔ Started vs. Jacksonville (9/12) and helped the offense score 37 points, the highest Week 1 point total in franchise history
- ✔ Blocked for QB Davis Mills vs. New England (10/10), helping him become the first rookie quarterback in NFL history to finish a game with 300-plus passing yards, three-plus passing touchdowns and a passer rating of 140.0 or higher
- ✔ Helped pave the way for a rushing attack that combined for 124 yards on the ground and averaged 4.3 yards per carry at Indianapolis (10/17)
- ✔ Blocked for QB Davis Mills vs. the L.A. Rams (10/31) as he threw for 310 yards and completed 29-of-38 passes (76.3 percent), the best completion percentage of his career
- ✔ Made his first career start at left tackle, helping pave the way for a rushing attack that totaled 96 yards on 24 attempts, averaging 4.0 yards per carry vs. the N.Y. Jets (11/28)
- ✔ Helped protect QB Davis Mills as he threw for a career-high 331 yards vs. Seattle (12/13)
- ✔ Blocked for QB Davis Mills as he threw for 209 yards, two touchdowns and a passer rating of 92.2 in the win at Jacksonville (12/19)
- ✔ Helped protect QB Davis Mills vs. Tennessee (1/9/22) as he completed 23-of-33 passes (69.7 percent) for 301 yards, three touchdowns and a passer rating of 128.5

**2020 (Houston 14/14):**

- ✔ Started at right tackle in all 14 games he played in before being placed on the Reserve/Injured list on Dec. 23 and helped the team average an NFL-best 8.31 yards per passing play
- ✔ Started at right tackle at Kansas City (9/10) in which the Texans rushed for 5.4 yards per attempt
- ✔ Blocked for QB Deshaun Watson at right tackle as Watson threw for 300 passing yards and two touchdowns vs. Minnesota (10/4)
- ✔ Started at right tackle vs. Jacksonville (10/11) and helped the Texans record 486 net yards and an average of 8.4 yards per play,



- which was the third highest average in franchise history
- Started at right tackle as part of an offensive line that did not allow a sack and helped QB Deshaun Watson pass for 344 yards and two touchdowns vs. New England (11/22)
- Blocked for QB Deshaun Watson at right tackle as Watson passed for 318 yards and four passing touchdowns at Detroit (11/26)

## 2019 (Houston 8/8, 0/0):

- Played in eight games (eight starts) at right tackle before being placed on the Reserve/Injured list on Nov. 30
- Blocked for 396 total net yards of offense vs. Indianapolis (11/21), the Texans eighth game on the season with over 350 total net yards
- Started at right tackle in the win over Jacksonville (11/3) at Wembley Stadium in London as part of an offensive line that paved the way for 216 total rushing yards, the most rushing yards in a single game since Week 12 of the 2018 season vs. Tennessee (281) and the second-most yards in a game under Head Coach Bill O'Brien
- Started at right tackle at Kansas City (10/13) and was part of an offensive line that did not allow a sack on QB Deshaun Watson for a second-consecutive week, the first time the Texans had accomplished the feat since Weeks 1-2 of 2014
- Started at right tackle vs. Atlanta (10/6) and protected QB Deshaun Watson, who threw for 426 yards and five touchdowns
- Made his second-career start and first at right tackle, playing every snap in the Week 3 win over the L.A. Chargers (9/22)
- Started at left guard in his NFL debut vs. Jacksonville (9/15) and played every snap of the Texans' first win of the season

## COLLEGE:

- Played four seasons (2015-18) at Alabama State University in Montgomery, Ala. after redshirting the 2014 campaign
- Three-year starter and three-year captain along the offensive line
- Began his career as a walk-on tight end before transitioning to offensive line
- Started 10 games along the offensive line as a senior in 2018, earning FCS First-Team All-America honors from HERO Sports
- Played and started all 11 games at tackle in 2017, allowing just one sack
- Started in seven games on the offensive line in 2016
- Appeared in eight games with six starts in 2015, helping Alabama State average 373.5 yards per game on offense
- Redshirted as a freshman in 2014


## PERSONAL:

- Attended Monroe County High School in Monroeville, Ala.
- Played quarterback in high school and rushed for 315 yards in a single game as a senior
- Lettered in basketball in high school as well
- Son of Tyran Rivers and Nathaniel Howard
- Majored in criminal justice at Alabama State

## 2022 GAME-BY-GAME REGULAR-SEASON STATISTICS (TEXANS)

W	DATE	OPPONENT	P/S	W/L/T	SCORE
01	09/11	Colts	S	T	20-20
02	09/18	at Broncos	S	L	9-16
03	09/25	at Bears	S	L	20-23
04	10/02	Chargers	S	L	24-34
05	10/09	at Jaguars	S	W	13-6
07	10/23	at Raiders	S	L	20-38
08	10/30	Titans	S	L	10-17
09	11/03	Eagles	S	L	17-29
10	11/13	at Giants	S	L	16-24
11	11/20	Commanders	S	L	10-23
12	11/27	at Dolphins	S	L	15-30
13	12/04	Browns	S	L	14-27
14	12/11	at Cowboys	S	L	23-27
15	12/18	Chiefs	S	L	24-30+
16	12/24	at Titans	S	W	19-14
17	01/01	Jaguars	S	L	3-31
18	01/08	at Colts	S	W	32-31
<b>2022 TOTALS</b>			<b>17-17</b>	<b>3-13-1</b>	

+ - Overtime



# JERRY HUGHES

**55**  
DEFENSIVE END

**Ht:** 6-2      **Wt:** 254  
**DOB:** 8/13/1988      **College:** TCU  
**Texans Season:** 2      **NFL Season:** 14  
**Acquired:** FA-'22



**TRANSACTIONS:** Selected by the Indianapolis Colts in the first round (31st overall) of the 2010 NFL Draft...Acquired via trade by the Buffalo Bills from the Colts on April 29, 2013...Signed a two-year contract extension with the Bills on May 21, 2019...Placed on the non-football injury list on July 28, 2021...Activated from the non-football injury list on Aug. 10, 2021...Signed with the Houston Texans as a free agent on May 11, 2022.

**HONORS:**

- Finalist for 2022 Art Rooney Sportsmanship Award

**2022 (Houston 17/16):**

- Appeared in 17 games (16 starts) and totaled 35 tackles (21 solo), 9.0 sacks, 10 tackles for loss, 10 quarterback hits, one pass defended, two forced fumbles and one interception in his first season with the Texans
- Made his first start and appearance as a Texan and totaled three tackles, 2.0 sacks for a loss of 12 yards, one tackle for loss, two quarterback hits, one pass defended and one interception vs. Indianapolis (9/11)
- Became just the third player in Texans history to record an interception, a forced fumble and a sack in the same game and the first player to do it all in the first half vs. Indianapolis (9/11)
- Recorded his third multi-sack game of the season, taking down QB Jalen Hurts twice in the same drive vs. Philadelphia (11/3)
- Appeared in his 200th career game and posted four tackles, 1.0 sack, one quarterback hit and one tackle for loss vs. Jacksonville (1/1/23)
- Ended the season with a team-high 9.0 sacks, the third-best sack output of his career

**2021 (Buffalo 17/16, 2/2):**

- Appeared in 17 games (16 starts) and totaled 18 tackles (eight solo), 2.0 sacks, seven quarterback hits, one tackle for loss, two forced fumbles and three passes defended
- Registered one tackle, 0.5 sack and one quarterback hit at Kansas City (10/10)
- Tallied one tackle, 1.0 sack, two quarterback hits and a forced fumble vs. Miami (10/31)
- Recorded a forced fumble for the second consecutive game at Jacksonville (11/7)
- Had 1.0 sack, one tackle, one tackle for loss and three quarterback hits in two postseason starts

**2020 (Buffalo 15/15, 3/3):**

- Started all 15 games he appeared in and recorded 29 tackles (19 solo), 4.5 sacks, one interception, three passes defended, 11 quarterback hits, four tackles for loss, two forced fumbles and two fumble recoveries
- Notched two tackles and one fumble recovery in the season opener vs. the N.Y. Jets (9/13)
- Recorded his first career interception and six tackles (five), 2.0 sacks, one tackle for loss and one forced fumble at the N.Y. Jets (10/25)
- Posted four tackles (one), 0.5 sack and two quarterback hits vs. the L.A. Chargers (11/29)
- Registered 2.0 sacks, three tackles, two tackles for loss and two quarterback hits in the AFC Divisional Round vs. Baltimore (1/16/21)

**2019 (Buffalo 16/16, 1/1):**

- Started all 16 games and finished with 23 tackles (14 solo), 4.5 sacks, nine quarterback hits and six tackles for loss
- Made three tackles (one), 1.5 sacks, two quarterback hits and two passes defended in the season opener at the N.Y. Jets (9/8)
- Registered five tackles (three) and one tackle for loss at Tennessee (10/6)
- Notched two tackles, 1.0 sack, two quarterback hits and one tackle for loss vs. Baltimore (12/8)
- Logged a postseason career-high 3.0 sacks and four tackles in the Wild Card Round at Houston (1/4/20)

**2018 (Buffalo 16/16):**

- Started all 16 games and totaled 37 tackles (30 solo), a team-leading 7.0 sacks, 18 quarterback hits, a career-high 13 tackles for loss and three forced fumbles



- ✦ Notched six tackles, 1.0 sack, three quarterback hits and one tackle for loss vs. the L.A. Chargers (9/16)
- ✦ Posted three tackles, 1.5 sacks and three quarterback hits at Houston (10/14)

## 2017 (Buffalo 16/16, 1/1):

- ✦ Started all 16 games and amassed 44 tackles (28 solo), 4.0 sacks, 11 quarterback hits, 12 tackles for loss and one forced fumble
- ✦ Registered six tackles (four), 2.0 sacks and three tackles for loss at Carolina (9/17)
- ✦ Made four tackles (two) and two tackles for loss at Kansas City (11/26)
- ✦ Posted three tackles in the Wild Card Round at Jacksonville (1/7/18)

## 2016 (Buffalo 16/15):

- ✦ Appeared in all 16 games (15 starts) and finished with 48 tackles (31 solo), 6.0 sacks, 11 quarterback hits, eight tackles for loss and one forced fumble
- ✦ Recorded six tackles (five) and 2.0 sacks at Baltimore (9/11)
- ✦ Logged five tackles (three), one quarterback hit and one tackle for loss vs. the N.Y. Jets (9/15)
- ✦ Notched three tackles, 1.0 sack and one tackle for loss at Seattle (11/7)

## 2015 (Buffalo 16/16):

- ✦ Started all 16 games and tied for the team lead with 5.0 sacks, also amassing 52 tackles (37 solo), 12 quarterback hits, eight tackles for loss, two forced fumbles and one fumble recovery
- ✦ Registered three tackles (two), 1.0 sack, one forced fumble and one pass defended vs. New England (9/20)
- ✦ Posted three tackles, four quarterback hits, one tackle for loss, one forced fumble and one fumble recovery vs. Miami (11/8)
- ✦ Made seven tackles (four), 1.0 sack, one quarterback hit and two tackles for loss at Washington (12/20)

## 2014 (Buffalo 16/16):

- ✦ Started all 16 games and recorded career highs in tackles (53 total, 36 solo), sacks (10.0), quarterback hits (20) and forced fumbles (three)
- ✦ Amassed five tackles (three), 1.0 sack and one tackle for loss vs. Miami (9/14)
- ✦ Notched five tackles (four), 2.0 sacks, three quarterback hits, three tackles for loss and a forced fumble at Detroit (10/5)
- ✦ Logged seven tackles (five), 1.0 sack and three quarterback hits vs. New England (10/12)
- ✦ Made four tackles (three), 2.0 sacks and three tackles for loss vs. Kansas City (11/9)

## 2013 (Buffalo 16/1):

- ✦ Appeared in 16 games (one start) and finished with 42 tackles (30 solo), 10.0 sacks, 18 quarterback hits, nine tackles for loss and two forced fumbles
- ✦ Opened the season with three tackles (two), 0.5 sack and two quarterback hits vs. New England (9/8)
- ✦ Registered five tackles (two), 1.5 sacks and one forced fumble at Cleveland (10/3)
- ✦ Recorded a single-game career-high nine tackles (five) in addition to one pass defended vs. Cincinnati (10/13)
- ✦ Finished with four tackles, 2.0 sacks and two tackles for loss at Pittsburgh (11/10)
- ✦ Posted two tackles, 2.0 sacks, three quarterback hits and two tackles for loss vs. Atlanta (12/1)

## 2012 (Indianapolis 16/6, 1/0):

- ✦ Saw action in all 16 games (six starts) and totaled 34 tackles (23 solo), 4.0 sacks, one pass defended, 10 quarterback hits and seven tackles for loss
- ✦ Notched eight tackles (three), 1.0 sack, three quarterback hits and one tackle for loss at the N.Y. Jets (10/14)
- ✦ Logged three tackles (one), 1.5 sacks, one quarterback hit and one tackle for loss vs. Cleveland (10/21)
- ✦ Made four tackles and one tackle for loss at Kansas City (12/23)

## 2011 (Indianapolis 12/1):

- ✦ Appeared in 12 games (one start) and recorded nine tackles (four solo), 1.0 sack and one quarterback hit
- ✦ Registered one tackle and his first NFL sack at Tampa Bay (10/3)
- ✦ Posted two tackles (one) at Jacksonville (1/1/12)

## 2010 (Indianapolis 12/0):

- ✦ Played in 12 games and finished with six tackles, one quarterback hit and one tackle for loss
- ✦ Recorded his first career tackle and quarterback hit vs. Houston (11/1)
- ✦ Finished with two tackles vs. Cincinnati (11/14)
- ✦ Logged three tackles and one tackle for loss vs. Tennessee (1/2/11)

## COLLEGE:

- ✦ Played four seasons (2006-09) at Texas Christian University in Fort Worth, Texas, where he appeared in 49 games (27 starts) and recorded 143 tackles (83 solo), 40.5 tackles for loss, 28.5 sacks, three interceptions, eight forced fumbles and four fumble recoveries
- ✦ Led the Horned Frogs with 16.5 tackles for loss and 11.5 sacks as a senior in 2009. Finished fifth on the team with a collegiate career-high 58 tackles and became the second player in TCU history to become a two-time consensus first-team All-American
- ✦ Registered a career-high 19.5 tackles for loss and 15.0 sacks as a junior (2008)
- ✦ Saw action in 13 games (one start) and finished with 30 tackles (18 solo), 3.5 tackles for loss and one sack as a sophomore (2007)

## PERSONAL:



- Attended Stephen F. Austin High School in Sugar Land, Texas, where he played running back as a senior and rushed for 1,412 yards and 19 touchdowns
- Named a unanimous first-team All-District 20-5A selection as a senior
- Was a three-year letterman in football and baseball

## JERRY HUGHES' NFL REGULAR SEASON DEFENSIVE STATISTICS

DATE	TEAM	GP	GS	TACKLES							INTERCEPTIONS					FUMBLES				ST			MISC										
				TK	S	A	TFL	YDS	SK	YDS	QBH	NO	YDS	LG	TD	PD	FF	FR	TD	YDS	TK	S	A	FF	FR	S	A						
2010	Colts	12	0	6	6	0	1	0	0.0	0.0	1	0	0	0	0	0	0	0	0	0	0	0	0	0	0	0	0	0	0	0	0	0	0
2011	Colts	12	1	9	4	5	0	0	1.0	5.0	1	0	0	0	0	0	0	0	0	0	0	0	0	6	2	4	0	0	0	0	0	0	0
2012	Colts	16	6	34	23	11	7	0	4.0	18.0	10	0	0	0	0	1	0	0	0	0	0	7	6	1	0	0	0	0	0	0	0	0	
2013	Bills	16	1	42	30	12	9	59	10.0	65.5	18	0	0	0	0	2	2	0	0	0	4	2	2	0	0	0	0	0	0	0	0	0	
2014	Bills	16	16	53	36	17	13	70	10.0	64.0	20	0	0	0	0	0	3	1	1	18	0	0	0	0	0	0	0	0	0	0	0	0	
2015	Bills	16	16	52	37	15	8	53	5.0	63.0	12	0	0	0	0	4	2	1	0	2	0	0	0	0	0	0	0	0	0	0	0	0	
2016	Bills	16	15	48	31	17	8	60	6.0	56.0	11	0	0	0	0	3	1	0	0	0	0	0	0	0	0	0	0	0	0	0	0	0	
2017	Bills	16	16	44	28	16	12	48	4.0	24.0	11	0	0	0	0	0	1	0	0	0	0	0	0	0	0	0	0	0	0	0	0	0	
2018	Bills	16	16	37	30	7	13	52	7.0	42.5	18	0	0	0	0	1	3	0	0	0	0	0	0	0	0	0	0	0	0	0	0	0	
2019	Bills	16	16	23	14	9	6	30	4.5	27.5	9	0	0	0	0	3	0	1	0	11	0	0	0	0	0	0	0	0	0	0	0	0	
2020	Bills	15	15	29	19	10	4	13	4.5	20.0	11	1	-3	0	0	3	2	2	1	21	0	0	0	0	0	0	0	0	0	0	0	0	
2021	Bills	17	16	18	8	10	1	4	2.0	8.5	7	0	0	0	0	3	2	0	0	0	0	0	0	0	0	0	0	0	0	0	0	0	
2022	Texans	17	16	35	21	14	10	60	9.0	61.0	10	1	14	14	0	1	2	0	0	0	0	0	0	0	0	0	0	0	0	0	0	0	
<b>NFL TOTALS</b>		<b>201</b>	<b>150</b>	<b>430</b>	<b>287</b>	<b>143</b>	<b>92</b>	<b>449</b>	<b>67.0</b>	<b>455.0</b>	<b>139</b>	<b>2</b>	<b>11</b>	<b>14</b>	<b>0</b>	<b>21</b>	<b>18</b>	<b>5</b>	<b>2</b>	<b>52</b>	<b>17</b>	<b>10</b>	<b>7</b>	<b>0</b>	<b>0</b>	<b>0</b>	<b>0</b>	<b>0</b>	<b>0</b>	<b>0</b>	<b>0</b>	<b>0</b>	

## JERRY HUGHES' NFL POSTSEASON DEFENSIVE STATISTICS

DATE	TEAM	GP	GS	TACKLES							INTERCEPTIONS					FUMBLES				ST			MISC										
				TK	S	A	TFL	YDS	SK	YDS	QBH	NO	YDS	LG	TD	PD	FF	FR	TD	YDS	TK	S	A	FF	FR	S	A						
2010	Colts	1	0	0	0	0	0	0	0.0	0.0	0	0	0	0	0	0	0	0	0	0	0	0	0	0	0	0	0	0	0	0	0	0	
2012	Colts	1	0	1	1	0	0	0	0.0	0.0	0	0	0	0	0	0	0	0	0	0	0	0	0	0	0	0	0	0	0	0	0	0	0
2017	Bills	1	1	3	1	2	0	0	0.0	0.0	0	0	0	0	0	0	0	0	0	0	0	0	0	0	0	0	0	0	0	0	0	0	0
2019	Bills	1	1	4	3	1	3	6	3.0	6.0	4	0	0	0	0	0	0	0	0	0	0	0	0	0	0	0	0	0	0	0	0	0	0
2020	Bills	3	3	6	5	1	3	15	3.0	13.0	3	0	0	0	0	0	0	0	0	0	0	0	0	0	0	0	0	0	0	0	0	0	0
2021	Bills	2	2	1	1	0	1	4	1.0	4.0	3	0	0	0	0	0	0	0	0	0	0	0	0	0	0	0	0	0	0	0	0	0	0
<b>NFL TOTALS</b>		<b>9</b>	<b>7</b>	<b>15</b>	<b>11</b>	<b>4</b>	<b>7</b>	<b>25</b>	<b>7.0</b>	<b>23.0</b>	<b>10</b>	<b>0</b>	<b>0</b>	<b>0</b>	<b>0</b>	<b>0</b>	<b>0</b>	<b>0</b>	<b>0</b>	<b>0</b>	<b>0</b>	<b>0</b>	<b>0</b>	<b>0</b>	<b>0</b>	<b>0</b>	<b>0</b>	<b>0</b>	<b>0</b>	<b>0</b>	<b>0</b>	<b>0</b>	

### SINGLE-GAME HIGHS: DEFENSIVE

<b>Total Tackles</b>	9 vs. Cincinnati Bengals, Oct 13, 2013	<b>Tackles For Loss</b>	3 at Green Bay Packers, Sep 30, 2018 ...3 more at 3.
<b>Solo Tackles</b>	5 at New York Jets, Oct 25, 2020 ...5 more at 5.	<b>Interceptions</b>	1 vs. Indianapolis Colts, Sep 11, 2022 ...1 more at 1.
<b>Sacks</b>	2.0 vs. Philadelphia Eagles, Nov 03, 2022 ...11 more at 2.0.	<b>Interception Return Yards</b>	14 vs. Indianapolis Colts, Sep 11, 2022
<b>Passes Defensed</b>	2 at New York Jets, Sep 08, 2019 ...1 more at 2.	<b>Special Teams Tackles</b>	3 vs. Green Bay Packers, Oct 07, 2012
<b>Forced Fumbles</b>	1 vs. Indianapolis Colts, Sep 11, 2022 ...16 more at 1.	<b>Longest Opponent's Fumble Return</b>	21 at Denver Broncos, Dec 19, 2020
<b>Fumble Recoveries</b>	1 at Denver Broncos, Dec 19, 2020 ...4 more at 1.		

### SINGLE-GAME HIGHS - POSTSEASON: DEFENSIVE

<b>Total Tackles</b>	4 at Houston Texans, Jan 04, 2020	<b>Sacks</b>	3.0 at Houston Texans, Jan 04, 2020
<b>Solo Tackles</b>	3 at Houston Texans, Jan 04, 2020	<b>Tackles For Loss</b>	3 at Houston Texans, Jan 04, 2020

# PLAYER BIOS



## 2022 GAME-BY-GAME REGULAR-SEASON STATISTICS (TEXANS)

W	DATE	OPPONENT	P/S	TACKLES						INTERCEPTIONS					FUMBLES				ST				MISC		W/L	SCORE							
				TK	S	A	SK	YDS	TFL	YDS	QBH	NO	YDS	LG	TD	PD	FF	FR	TD	YDS	TK	S	A	FF			FR	S	A				
01	09/11	Colts	S	3	3	0	2.0	12.0	1	5	2	1	14	14	0	1	1	0	0	0	0	0	0	0	0	0	0	0	0	0	0	T	20-20
02	09/18	at Broncos	S	1	0	1	0.0	0.0	0	0	0	0	0	0	0	0	0	0	0	0	0	0	0	0	0	0	0	0	0	0	L	9-16	
03	09/25	at Bears	S	4	3	1	2.0	16.0	2	16	2	0	0	0	0	0	0	0	0	0	0	0	0	0	0	0	0	0	0	0	L	20-23	
04	10/02	Chargers	S	3	1	2	0.0	0.0	0	0	0	0	0	0	0	0	0	0	0	0	0	0	0	0	0	0	0	0	0	L	24-34		
05	10/09	at Jaguars	S	1	0	1	0.0	0.0	0	0	0	0	0	0	0	0	0	0	0	0	0	0	0	0	0	0	0	0	0	W	13-6		
07	10/23	at Raiders	S	0	0	0	0.0	0.0	0	0	0	0	0	0	0	0	0	0	0	0	0	0	0	0	0	0	0	0	0	L	20-38		
08	10/30	Titans	S	2	2	0	1.0	8.0	2	9	1	0	0	0	0	0	0	0	0	0	0	0	0	0	0	0	0	0	0	L	10-17		
09	11/03	Eagles	S	5	4	1	2.0	15.0	2	15	2	0	0	0	0	0	0	0	0	0	0	0	0	0	0	0	0	0	0	L	17-29		
10	11/13	at Giants	P	4	4	0	1.0	5.0	2	10	1	0	0	0	0	0	0	0	0	0	0	0	0	0	0	0	0	0	L	16-24			
11	11/20	Commanders	S	2	0	2	0.0	0.0	0	0	0	0	0	0	0	0	0	0	0	0	0	0	0	0	0	0	0	0	L	10-23			
12	11/27	at Dolphins	S	1	0	1	0.0	0.0	0	0	0	0	0	0	0	0	0	0	0	0	0	0	0	0	0	0	0	0	L	15-30			
13	12/04	Browns	S	1	0	1	0.0	0.0	0	0	0	0	0	0	0	0	0	0	0	0	0	0	0	0	0	0	0	0	L	14-27			
14	12/11	at Cowboys	S	0	0	0	0.0	0.0	0	0	1	0	0	0	0	0	0	0	0	0	0	0	0	0	0	0	0	L	23-27				
15	12/18	Chiefs	S	1	1	0	0.0	0.0	0	0	0	0	0	0	0	0	0	0	0	0	0	0	0	0	0	0	0	L	24-30+				
16	12/24	at Titans	S	1	1	0	0.0	0.0	0	0	0	0	0	0	0	0	1	0	0	0	0	0	0	0	0	0	0	W	19-14				
17	01/01	Jaguars	S	4	2	2	1.0	5.0	1	5	1	0	0	0	0	0	0	0	0	0	0	0	0	0	0	0	0	L	3-31				
18	01/08	at Colts	S	2	0	2	0.0	0.0	0	0	0	0	0	0	0	0	0	0	0	0	0	0	0	0	0	0	0	W	32-31				
<b>2022 TOTALS</b>			<b>17-16</b>	<b>35</b>	<b>21</b>	<b>14</b>	<b>9.0</b>	<b>61.0</b>	<b>10</b>	<b>60</b>	<b>10</b>	<b>1</b>	<b>14</b>	<b>14</b>	<b>0</b>	<b>1</b>	<b>2</b>	<b>0</b>	<b>0</b>	<b>0</b>	<b>0</b>	<b>0</b>	<b>0</b>	<b>0</b>	<b>0</b>	<b>0</b>	<b>0</b>	<b>0</b>	<b>0</b>	<b>3-13-</b>	<b>1</b>		

+ - Overtime



# XAVIER HUTCHINSON



**19**  
WIDE RECEIVER

**Ht:** 6-3      **Wt:** 205  
**DOB:** 6/1/2000      **College:** Iowa State  
**Texans Season:** R      **NFL Season:** R  
**Acquired:** D6b-'23

**TRANSACTIONS:** Selected by the Houston Texans in the sixth round (205th overall) of the 2023 NFL Draft.

**COLLEGE:**

- ✔ Played three seasons (2020-22) at Iowa State, where he appeared in 37 games and caught 254 passes for 2,929 yards and 15 touchdowns
- ✔ In 2022, named Associated Press First Team All-American after catching 107 passes for 1,171 yards and six touchdowns
- ✔ 2022 Biletnikoff Award Finalist
- ✔ Holds the Iowa State single-season record for receptions (107)
- ✔ Three-time First Team All-Big 12
- ✔ Spent the 2019 season at Blinn Junior College and was rated as the No. 74 junior college player nationally and No. 9 wide receiver in the nation by 247Sports

**PERSONAL:**

- ✔ Son of Trent and Denise Hutchinson
- ✔ Earned his degree in criminal justice



# JOHNNY JOHNSON III



**88**  
WIDE RECEIVER

Ht: 6-1  
DOB: 5/4/1999  
Texans Season: 1  
Acquired: CFA-'22

Wt: 199  
College: Oregon  
NFL Season: 1

**TRANSACTIONS:** Signed with the Houston Texans as an undrafted free agent on May 13, 2022...Waived by the Texans on Aug. 30, 2022...Added to the Texans practice squad on Aug. 31, 2022...Elevated from the practice squad to the active roster on Jan. 8, 2023...Signed a reserve/future contract with the Texans on Jan. 10, 2023.

**2022 (Houston 1/0):**

- Spent most of the season on the Texans practice squad and made his first career NFL appearance at Indianapolis (1/8)

**COLLEGE:**

- Played five seasons (2017-21) at the University of Oregon in Eugene, Ore., where he finished ranked No. 10 in school history with 139 career receptions
- Finished with 25 receptions for 311 yards (12.4 avg.) and one touchdown as a fifth-year senior in 2021 before suffering a season-ending injury
- As a senior, started all seven games in the COVID-19 shortened season (2020) finishing with 19 receptions for 267 yards (14.1 avg.) and two touchdowns
- Earned All-Pac-12 honorable mention by the league's coaches in 2020
- Notched his 100th career catch on a two-yard touchdown in the fourth quarter at Washington State (11/14/20), becoming the 29th player in program history to reach 100 career receptions
- Played in all 14 games (13 starts) as a junior and led the team in receptions (57), receiving yards (836) and receiving touchdowns (seven) in 2019
- As a sophomore, played in all 13 games (six starts) and hauled in 17 passes for 215 yards (12.6 avg.) and four touchdowns
- Played in all 13 games (10 starts) as a freshman, totaling 21 receptions for 299 yards (14.2 avg.), one touchdown and ranked sixth among Pac-12 freshman in receiving yards

**PERSONAL:**

- Attended Chandler (Ariz.) High School, where he caught 77 passes for 1,274 yards (16.5 avg.) and eight touchdowns for Chandler's Arizona 6A state championship team as a senior
- Eclipsed the 100-yard receiving mark five times in 2016
- Rated the No. 11 overall prospect in Arizona by ESPN
- As a junior, caught 37 passes for 552 yards (14.9 avg.) and two touchdowns to help lead his school to a state semifinal appearance

**JOHNNY JOHNSON III'S NFL REGULAR SEASON RUSHING/RECEIVING STATISTICS**

DATE	TEAM	GP	GS	RECEIVING					RUSHING				
				NO.	YDS.	AVG.	LG	TD	NO.	YDS.	AVG.	LG	TD
2022	Texans	1	0	0	0	0.0	0	0	0	0	0.0	0	0
<b>NFL TOTALS</b>		<b>1</b>	<b>0</b>	<b>0</b>	<b>0</b>	<b>0.0</b>	<b>0</b>	<b>0</b>	<b>0</b>	<b>0</b>	<b>0.0</b>	<b>0</b>	<b>0</b>

**JOHNNY JOHNSON III'S NFL REGULAR SEASON RETURN STATISTICS**

DATE	TEAM	KICKOFF RETURNS					PUNT RETURNS					
		RET.	YDS.	AVG.	LG	TD	NO.	FC	YDS.	AVG.	LG	TD
2022	Texans	0	0	0.0	0	0	0	0	0	0.0	0	0
<b>NFL TOTALS</b>		<b>0</b>	<b>0</b>	<b>0.0</b>	<b>0</b>	<b>0</b>	<b>0</b>	<b>0</b>	<b>0</b>	<b>0.0</b>	<b>0</b>	<b>0</b>





## 2022 GAME-BY-GAME REGULAR-SEASON STATISTICS (TEXANS)

W	DATE	OPPONENT	P/S	RECEIVING					RUSHING					W/L/T		SCORE
				NO.	YDS.	AVG.	LG	TD	NO.	YDS.	AVG.	LG	TD	T		
01	09/11	Colts													T	20-20
02	09/18	at Broncos													L	9-16
03	09/25	at Bears													L	20-23
04	10/02	Chargers													L	24-34
05	10/09	at Jaguars													W	13-6
07	10/23	at Raiders													L	20-38
08	10/30	Titans													L	10-17
09	11/03	Eagles													L	17-29
10	11/13	at Giants													L	16-24
11	11/20	Commanders													L	10-23
12	11/27	at Dolphins													L	15-30
13	12/04	Browns													L	14-27
14	12/11	at Cowboys													L	23-27
15	12/18	Chiefs													L	24-30+
16	12/24	at Titans													W	19-14
17	01/01	Jaguars													L	3-31
18	01/08	at Colts	P	0	0	0.0	0	0	0	0	0.0	0	0	0	W	32-31
<b>2022 TOTALS</b>			<b>1-0</b>	<b>0</b>	<b>0</b>	<b>0.0</b>	<b>0</b>	<b>0</b>	<b>0</b>	<b>0</b>	<b>0.0</b>	<b>0</b>	<b>0</b>	<b>0</b>	<b>3-13-1</b>	

+ - Overtime



# CAMERON JOHNSTON



**11**  
PUNTER

**Ht:** 5-11      **Wt:** 194  
**DOB:** 2/24/1992      **College:** Ohio State  
**Texans Season:** 3      **NFL Season:** 6  
**Acquired:** FA-'21

**TRANSACTIONS:** Signed by the Philadelphia Eagles as an undrafted free agent on May 11, 2017...Waived by the Eagles on Sept. 2, 2017...Signed by the Eagles on Jan. 3, 2018...Re-signed by the Eagles on March 12, 2020...Signed by the Houston Texans as an unrestricted free agent on March 30, 2021.

**2022 (Houston 17/0):**

- ✔ Punted 88 times for 4,229 gross yards (48.1 avg.), 3,735 net yards (42.6 avg.), landing 37 punts inside the 20-yard line
- ✔ Tied his own single-season career highs in gross punt average and punts inside the 20-yard line
- ✔ Led the AFC and tied for the second highest mark in the NFL with his 37 punts inside of the 20-yard line this season, which also tied his own Texans single-season record
- ✔ Punted inside the 20-yard line on 42.05 percent of his punts, which also tops the AFC (min. 70 punts) and is fourth best in the NFL (min. 70 punts), as well as the fourth highest single-season mark in Texans history
- ✔ Averaged 42.6 net yards per punt in 2022, ranking second in the AFC (min. 60 punts), while averaging 48.1 gross yards per punt in 2022, which ranked third in the AFC (min. 60 punts)
- ✔ In Week 3 at Chicago, landed 5-of-5 punts inside the 20-yard line, marking the first time in his career that 100 percent of his kicks landed inside the 20-yard line (min. three punts)

**2021 (Houston 17/0):**

- ✔ Played in all 17 games and punted 88 times for 4,108 yards, both career highs, for an average of 46.7 yards per punt. Also posted a career-high 3,673 net punting yards (41.7 avg.)
- ✔ Pinned a franchise-record and career-high 37 punts inside the 20-yard line, finishing with the second-most punts inside the 20 in the NFL in 2021
- ✔ Recorded five punts for 251 yards (50.2 avg.) with one punt inside the 20 at Buffalo (10/3)
- ✔ Punted five times for 212 yards (42.4 avg.), including a long of 55 yards and four punts inside the 20 at Indianapolis (10/17)
- ✔ Logged seven punts for 344 yards (49.1 avg.) with a career-long punt of 69 yards at Arizona (10/24). Pinned a career-high two punts within the 5-yard line
- ✔ Punted seven times for 364 yards (52.0 avg.), including a long of 63 yards, and pinned two punts inside the 20 vs. the L.A. Rams (10/31). Set a single-game career high with 362 net punting yards
- ✔ Punted seven times for 307 yards (43.9 avg.), including a long of 52 yards, and tied a career high with five punts inside the 20 at Tennessee (11/21)
- ✔ Booted five punts for 236 yards (47.2 avg.), including a long of 56 yards vs. the N.Y. Jets (11/28). Notched his sixth consecutive game with multiple kicks within the 20, finishing with two
- ✔ Punted six times for 302 yards (50.3 avg.) with a long of 60 yards, pinning one punt inside the 20 vs. Indianapolis (12/5)
- ✔ Recorded four punts for 193 yards (48.3 avg.) with a long of 55 yards, pinning three punts inside the 20 at Jacksonville (12/19)
- ✔ Booted one punt for 53 yards, marking the first regular-season game appearance of his career with one-or-fewer punts vs. the L.A. Chargers (12/26)
- ✔ Punted seven times for 328 yards (46.9 avg.) with a long of 53 yards, pinning one punt inside the 20-yard line at San Francisco (1/2/22). Dropped a 39-yard punt at the 49ers 4-yard line, tying Shane Lechler (2013) for the second-most punts within the 5-yard line through 16 games in Texans history (six)
- ✔ Logged five punts for 213 yards (42.6 avg.) with a long of 50 yards vs. Tennessee (1/9/22), pinning four punts inside the 20-yard line

**2020 (Philadelphia 16/0):**

- ✔ Finished fourth in the NFL in both punting yards (3,318) and net punting yards (2,924), while also tying for sixth in the league in punts inside the 20-yard line (26)
- ✔ Logged a season-best 53.6 punting average and 50.2 net punting average at Washington (9/13)
- ✔ Notched a season-high 307 punt yards on six punts (47.3 avg.) at San Francisco (10/4)



- ✦ Tallied three punts inside the 20-yard line at Green Bay (12/6)

### 2019 (Philadelphia 16/0, 1/0):

- ✦ Punted 71 times for 3,292 yards (46.4 avg.) with 28 punts inside the 20-yard line and only four touchbacks on the season
- ✦ Recorded eight punts for a season-high 387 yards (48.4 avg.), including a season-long 61-yard punt vs. New England (11/17)
- ✦ Posted a career-high five punts inside the 20-yard line vs. the N.Y. Giants (12/9)

### 2018 (Philadelphia 16/0, 2/0):

- ✦ Set single-season franchise records in gross punting average (48.1) and net punting average (42.7). Also ranked third and fourth, respectively, in the NFL in those categories
- ✦ Finished tied for fifth in the NFL in punts over 60 yards (five)
- ✦ Amassed a season-high 313 punting yards on six punts (52.2 avg.) vs. Atlanta (9/6)
- ✦ Logged a season-long 68-yard punt at Tennessee (9/30)
- ✦ Appeared in the NFC Divisional Round matchup at New Orleans (1/13/19) and notched five punts for 241 yards (48.2 avg.) with three punts inside the 20-yard line

### 2017 (Philadelphia 0/0, 0/0):

- ✦ Signed by the Eagles as a college free agent and spent the offseason with the team

### COLLEGE:

- ✦ Played four seasons (2013-16) at Ohio State University in Columbus, Ohio
- ✦ Named Big Ten Eddleman-Fields Punter of the Year and was a second-team All-America selection as a senior (2016) after totaling 57 punts for 2,614 yards (46.7 avg.)
- ✦ Earned second-team all-Big Ten Conference in his junior season (2015) after ranking second in the Big Ten in punting average (43.9), punts inside the 20 (26) and 50-plus yard punts (18)
- ✦ Led the Big Ten with a 45.1-yard punting average on 48 punts as a sophomore (2014)
- ✦ Garnered second-team freshman All-American honors by College Football News in his true freshman season (2013) after leading all Big Ten punters with a 44.0 punting average

### PERSONAL:

- ✦ Attended St. Joseph's College in Newtown, Australia
- ✦ Came out of the Melbourne-based punter/kicker training ground Prokick Australia and was a former Australian Rules football player for Melbourne Football Club

## CAMERON JOHNSTON'S NFL REGULAR SEASON PUNTING STATISTICS

DATE	TEAM	GP	PUNTS	BLK	YDS.	AVG.	LG	TB	IN20	OPP. RET.	OPP. YDS.	NET YDS.	NET AVG.
2017	Eagles	0	0	0	0	0.0	0	0		0	0	0	0.0
2018	Eagles	16	61	0	2,937	48.1	68	7	24	29	194	2,603	42.7
2019	Eagles	16	71	0	3,292	46.4	61	4	28	32	207	3,005	42.3
2020	Eagles	16	71	1	3,318	46.7	66	6	26	41	274	2,924	40.6
2021	Texans	17	88	0	4,108	46.7	69	4	37	45	355	3,673	41.7
2022	Texans	17	88	0	4,229	48.1	67	4	37	45	401	3,748	42.6
<b>NFL TOTALS</b>		<b>82</b>	<b>379</b>	<b>1</b>	<b>17,884</b>	<b>47.2</b>	<b>69</b>	<b>25</b>	<b>152</b>	<b>192</b>	<b>1,431</b>	<b>15,953</b>	<b>42.0</b>

## CAMERON JOHNSTON'S NFL POSTSEASON PUNTING STATISTICS

DATE	TEAM	GP	PUNTS	BLK	YDS.	AVG.	LG	TB	IN20	OPP. RET.	OPP. YDS.	NET YDS.	NET AVG.
2018	Eagles	2	10	0	467	46.7	54	0	4	3	8	459	45.9
2019	Eagles	1	3	0	136	45.3	46	0	1	1	5	131	43.7
<b>NFL TOTALS</b>		<b>3</b>	<b>13</b>	<b>0</b>	<b>603</b>	<b>46.4</b>	<b>54</b>	<b>0</b>	<b>5</b>	<b>4</b>	<b>13</b>	<b>590</b>	<b>45.4</b>

### SINGLE-GAME HIGHS: PUNTER

<b>Punts</b>	8 vs. Tennessee Titans, Oct 30, 2022 ...2 more at 8.	<b>Net Punting Avg</b>	52.3 at Los Angeles Rams, Dec 16, 2018
<b>Gross Punting Yards</b>	387 vs. New York Giants, Dec 09, 2019 ...1 more at 387.	<b>Longest Punts</b>	69 at Arizona Cardinals, Oct 24, 2021
<b>Gross Punting Avg</b>	56.0 at Tampa Bay Buccaneers, Sep 16, 2018	<b>Inside the 20</b>	5 at Chicago Bears, Sep 25, 2022 ...2 more at 5.
<b>Net Punting Yards</b>	362 vs. Los Angeles Rams, Oct 31, 2021	<b>Special Teams Tackles</b>	1 vs. Chicago Bears, Nov 03, 2019 ...3 more at 1.



## SINGLE-GAME HIGHS - POSTSEASON: PUNTER

<b>Punts</b>	5 at New Orleans Saints, Jan 13, 2019 ...1 more at 5.	<b>Net Punting Avg</b>	46.6 at New Orleans Saints, Jan 13, 2019
<b>Gross Punting Yards</b>	241 at New Orleans Saints, Jan 13, 2019	<b>Longest Punts</b>	54 at New Orleans Saints, Jan 13, 2019
<b>Gross Punting Avg</b>	48.2 at New Orleans Saints, Jan 13, 2019	<b>Inside the 20</b>	3 at New Orleans Saints, Jan 13, 2019
<b>Net Punting Yards</b>	233 at New Orleans Saints, Jan 13, 2019		

## 2022 GAME-BY-GAME REGULAR-SEASON STATISTICS (TEXANS)

W	DATE	OPPONENT		PUNTS	BLK	YDS.	AVG.	LG	TB	IN20	OPP. RET.	OPP. YDS.	NET YDS.	NET AVG.	W/L/T	SCORE
01	09/11	Colts	P	7	0	318	45.4	52	0	3	5	34	284	40.6	T	20-20
02	09/18	at Broncos	P	5	0	268	53.6	64	0	2	4	59	209	41.8	L	9-16
03	09/25	at Bears	P	5	0	242	48.4	56	0	5	2	1	241	48.2	L	20-23
04	10/02	Chargers	P	3	0	156	52.0	55	0	1	2	24	132	44.0	L	24-34
05	10/09	at Jaguars	P	6	0	293	48.8	58	1	3	2	21	252	42.0	W	13-6
07	10/23	at Raiders	P	1	0	55	55.0	55	0	1	1	0	55	55.0	L	20-38
08	10/30	Titans	P	8	0	374	46.8	60	0	3	4	40	334	41.8	L	10-17
09	11/03	Eagles	P	4	0	208	52.0	67	2	1	1	8	160	40.0	L	17-29
10	11/13	at Giants	P	5	0	229	45.8	52	0	2	2	2	227	45.4	L	16-24
11	11/20	Commanders	P	6	0	286	47.7	53	0	1	4	22	264	44.0	L	10-23
12	11/27	at Dolphins	P	7	0	350	50.0	56	0	2	3	22	328	46.9	L	15-30
13	12/04	Browns	P	7	0	354	50.6	64	1	2	3	86	248	35.4	L	14-27
14	12/11	at Cowboys	P	4	0	197	49.3	60	0	2	2	9	188	47.0	L	23-27
15	12/18	Chiefs	P	5	0	234	46.8	52	0	2	2	8	226	45.2	L	24-30+
16	12/24	at Titans	P	5	0	221	44.2	53	0	2	2	16	205	41.0	W	19-14
17	01/01	Jaguars	P	6	0	274	45.7	53	0	2	4	36	238	39.7	L	3-31
18	01/08	at Colts	P	4	0	170	42.5	51	0	3	2	13	157	39.3	W	32-31
<b>2022 TOTALS</b>			<b>17</b>	<b>88</b>	<b>0</b>	<b>4,229</b>	<b>48.1</b>	<b>67</b>	<b>4</b>	<b>37</b>	<b>45</b>	<b>401</b>	<b>3,748</b>	<b>42.6</b>	<b>3-13-1</b>	

+ - Overtime



# BREVIN JORDAN

**9**  
TIGHT END

**Ht:** 6-3      **Wt:** 245  
**DOB:** 7/16/2000      **College:** Miami (Fla.)  
**Texans Season:** 3      **NFL Season:** 3  
**Acquired:** D5a-'21



**TRANSACTIONS:** Selected by the Houston Texans with the third pick of the fifth round (147th overall) of the 2021 NFL Draft.

**2022 (Houston 11/3):**

- ✔ Caught 14 passes for 128 yards in 11 games
- ✔ Caught one pass for nine yards in the season opener vs. Indianapolis (9/11)
- ✔ After missing Weeks 3-5 and Week 10-12, he started vs. Cleveland (12/4), catching four passes for 46 yards (11.5 avg.), which were both season-highs
- ✔ Ended the season catching a least one pass in four of the last six games

**2021 (Houston 9/2):**

- ✔ Played in nine games (two starts) and caught 20 passes for 178 receiving yards (8.9 avg.) and three touchdowns, tied for the second-most receiving touchdowns by a rookie tight end in Texans history
- ✔ Made his first NFL start and appearance vs. the L.A. Rams (10/31) and finished with 41 receiving yards on three catches, including the first touchdown of his career
- ✔ Finished with three receptions for 23 yards (7.7 avg.) and a touchdown vs. the N.Y. Jets (11/28). Caught a 13-yard touchdown pass from QB Tyrod Taylor
- ✔ Posted 26 receiving yards on four receptions (6.5 avg.) and one touchdown vs. Seattle (12/12). Caught a five-yard touchdown pass from QB Davis Mills
- ✔ Caught four passes for a career-high 56 yards (14.0 avg.) with a career-long 27-yard reception vs. the L.A. Chargers (12/26)

**COLLEGE:**

- ✔ Spent three seasons (2018-20) at the University of Miami (Fla.), where he played in 30 games (29 starts) and totaled 1,358 receiving yards on 105 receptions (12.9 avg.) with 13 touchdowns
- ✔ As a junior in 2020, named Second Team All-ACC after starting all eight games he played in and finishing second on the team in receptions (38) and receiving yards (576) while also tying for the team lead with seven touchdown receptions
- ✔ Was a semifinalist for the John Mackey Award, which honors the nation's top tight end
- ✔ Ended his collegiate career with a game-high eight receptions for 96 yards (12.0 avg.) and two receiving touchdowns in the 2020 Cheez-It Bowl against Oklahoma State (12/29)
- ✔ As a sophomore in 2019, garnered First Team All-ACC honors after starting all 10 games he played in and posted 35 receptions for 495 receiving yards (14.1 avg.) and two touchdowns
- ✔ Named a Mackey Award finalist, which honors the nation's top tight end
- ✔ Saw action in 12 games (11 starts) as a true freshman and notched 32 receptions for 287 yards (9.0 avg.) and four receiving touchdowns. Also earned 2018 All-ACC Second Team honors

**PERSONAL:**

- ✔ Attended Bishop Gorman High School in Las Vegas
- ✔ His father, Darrell, was drafted by the Atlanta Falcons in the ninth round of the 1990 NFL Draft
- ✔ Posted single season career highs in receiving yards (1,111), receptions (63) and touchdowns (13) during his senior year of high school
- ✔ Rated as the top-ranked tight end in the country by ESPN.com and 247Sports.com



## BREVIN JORDAN'S NFL REGULAR SEASON RUSHING/RECEIVING STATISTICS

DATE	TEAM	GP	GS	RECEIVING					RUSHING				
				NO.	YDS.	AVG.	LG	TD	NO.	YDS.	AVG.	LG	TD
2021	Texans	9	2	20	178	8.9	27	3	0	0	0.0	0	0
2022	Texans	11	3	14	128	9.1	20	0	0	0	0.0	0	0
<b>NFL TOTALS</b>		<b>20</b>	<b>5</b>	<b>34</b>	<b>306</b>	<b>9.0</b>	<b>27</b>	<b>3</b>	<b>0</b>	<b>0</b>	<b>0.0</b>	<b>0</b>	<b>0</b>

### SINGLE-GAME HIGHS: RECEIVING

<b>Receptions</b>	4 vs. Cleveland Browns, Dec 04, 2022 ...2 more at 4.	<b>Receiving TDs</b>	1 vs. Seattle Seahawks, Dec 12, 2021 ...2 more at 1.
<b>Receiving Yards</b>	56 vs. Los Angeles Chargers, Dec 26, 2021	<b>All-Purpose Yards</b>	56 vs. Los Angeles Chargers, Dec 26, 2021
<b>Receiving Average</b>	14.0 vs. Los Angeles Chargers, Dec 26, 2021	<b>Most TDs</b>	1 vs. Seattle Seahawks, Dec 12, 2021 ...2 more at 1.
<b>Longest Receptions</b>	27 vs. Los Angeles Chargers, Dec 26, 2021		

### 2022 GAME-BY-GAME REGULAR-SEASON STATISTICS (TEXANS)

W	DATE	OPPONENT	P/S	RECEIVING					RUSHING					W/L/T	SCORE
				NO.	YDS.	AVG.	LG	TD	NO.	YDS.	AVG.	LG	TD		
01	09/11	Colts	P	1	5	5.0	5	0	0	0	0.0	0	0	T	20-20
02	09/18	at Broncos	S	2	3	1.5	4	0	0	0	0.0	0	0	L	9-16
03	09/25	at Bears												L	20-23
04	10/02	Chargers												L	24-34
05	10/09	at Jaguars												W	13-6
07	10/23	at Raiders	P	0	0	0.0	0	0	0	0	0.0	0	0	L	20-38
08	10/30	Titans	P	2	19	9.5	16	0	0	0	0.0	0	0	L	10-17
09	11/03	Eagles	P	1	5	5.0	5	0	0	0	0.0	0	0	L	17-29
10	11/13	at Giants												L	16-24
11	11/20	Commanders												L	10-23
12	11/27	at Dolphins												L	15-30
13	12/04	Browns	S	4	46	11.5	20	0	0	0	0.0	0	0	L	14-27
14	12/11	at Cowboys	P	0	0	0.0	0	0	0	0	0.0	0	0	L	23-27
15	12/18	Chiefs	P	1	9	9.0	9	0	0	0	0.0	0	0	L	24-30+
16	12/24	at Titans	P	2	21	10.5	15	0	0	0	0.0	0	0	W	19-14
17	01/01	Jaguars	P	1	20	20.0	20	0	0	0	0.0	0	0	L	3-31
18	01/08	at Colts	S	0	0	0.0	0	0	0	0	0.0	0	0	W	32-31
<b>2022 TOTALS</b>			<b>11-3</b>	<b>14</b>	<b>128</b>	<b>9.1</b>	<b>20</b>	<b>0</b>	<b>0</b>	<b>0</b>	<b>0.0</b>	<b>0</b>	<b>0</b>	<b>3-13-1</b>	

+ - Overtime



CASE  
KEENUM

18  
QUARTERBACK

Ht: 6-1      Wt: 206  
 DOB: 2/17/1988      College: Houston  
 Texans Season: 3      NFL Season: 11  
 Acquired: UFA-'23



**TRANSACTIONS:** Originally signed by the Houston Texans as an undrafted free agent on May 14, 2012....Waived by the Texans on Aug. 31, 2012...Signed to the Texans practice squad on Sept. 1, 2012...Elevated to the Texans active roster on Jan. 14, 2013...Waived by the Texans on Aug. 31, 2014...Acquired via waivers by the St. Louis Rams from the Texans on Sept. 1, 2014...Waived by the Rams on Oct. 28, 2014...Signed to the Rams' practice squad on Oct. 29, 2014...Signed to the Texans active roster on Dec. 15, 2014...Acquired via trade by Rams from the Texans on March 11, 2015...Signed with the Los Angeles Rams as a restricted free agent on March 9, 2016...Signed by the Minnesota Vikings as an unrestricted free agent on March 31, 2017...Signed by the Denver Broncos as an unrestricted free agent on March 15, 2018...Acquired via trade by Washington from the Broncos on March 13, 2019...Signed by the Cleveland Browns as an unrestricted free agent on March 18, 2020...Acquired via trade by the Buffalo Bills from the Browns on March 20, 2022...Signed with the Houston Texans as an unrestricted free agent on March 17, 2023.

**2022 (Buffalo 2/0):**

- Completed seven passes in two games with the Bills, serving as the backup quarterback for QB Josh Allen

**2021 (Cleveland 7/2):**

- Played in seven games (two starts), passing for 462 yards, three touchdowns and owning a 2-0 record as a starting quarterback
- Most productive game came in Week 7, throwing for 199 yards and one score and helping the team to a 17-14 win vs. Denver (10/21)

**2020 (Cleveland 2/0):**

- Saw action in two games during his first season with Cleveland

**2019 (Washington 10/8):**

- Started eight games, passing for 1,707 yards and 11 touchdowns with a 64.8 completion percentage (160-for-247)
- Went 30-of-44 passing for a career high 380 yards and three touchdowns at Philadelphia in the season opener (9/8)
- Posted three games of passing for two touchdowns and zero interceptions, at Philadelphia (9/8), vs. Dallas (9/15) and at Miami (10/13)

**2018 (Denver 16/16):**

- Started all 16 games, recording career-highs in pass attempts (586), completions (365) and passing yards (3,890)
- Only season in his career where he started the entire year
- Passed for over 300 yards in three games vs. Seattle (9/9), at the New York Jets (10/7) and vs. the Los Angeles Rams (10/14)
- Helped WR Emmanuel Sanders (868) and WR Courtland Sutton (704) to 700-plus receiving yard seasons

**2017 (Minnesota 15/14):**

- Set a career-high with 22 touchdown passes and registered 3,547 passing yards, while leading the team to a 11-3 record as a starter
- Won the NFC North Division title and added an NFC Championship Game appearance in 2017, the first such appearance for the Vikings in eight years
- Connected with WR Stefon Diggs for a 61-yard touchdown pass as time expired to win an NFC Divisional Round Game vs. New Orleans (1/14)

**2016 (Los Angeles Rams 10/9):**

- Started nine games, passing for 2,201 yards, nine touchdowns and 60.9 completion percentage
- Split time with QB Jared Goff during the year
- Helped WR Kenny Britt to a 1,000-yard receiving season, the only one of his nine-year career

**2015 (St. Louis 6/5):**

- Earned five starts, throwing four touchdown passes for 828 yards and 87.8 passer rating
- Started the final four games of the season, posting a 3-1 record, while passing for 692 yards and three touchdowns



## 2014 (Houston 2/2):

- Started two games for the Texans after being activated from St. Louis' practice squad
- Completed 25-of-35 passes for 250 yards and two touchdowns vs. Jacksonville (12/28)
- Threw for 185 yards on 20-of-42 passing vs. Baltimore (12/21)

## 2013 (Houston 8/8):

- Started all eight games in which he appeared in, totaling 1,760 yards and nine touchdowns
- Threw for 822 yards, seven touchdowns and zero interceptions in his first three NFL starts
- Owned a 105-consecutive passes without an interception streak, the third-longest in franchise history

## 2012 (Houston 0/0):

- Spent the entire season on the practice squad

## COLLEGE:

- Played five years (2007-11) at the University of Houston
- Concluded his college career as the NCAA's all-time leading passer with 19,217 yards and 155 touchdowns
- Competed in 57 games and completed 69.4 percent of his passes during his five-year career at Houston
- Earned the 2009 and 2011 Sammy Baugh Trophy, awarded to the nation's top college passer
- Just one-of-two players in NCAA history to register multiple 5,000-yard passing seasons
- Threw for a career high 599 passing yards vs. Southern Mississippi in 2009

## PERSONAL:

- Prepped at Wylie High School in Abilene, Texas, where he passed for 6,783 yards and 48 touchdowns
- Led his high school team to 31 wins in 42 starts
- Lettered in basketball and track
- Son of Steve and Susan
- Participated in Fellowship of Christian Athletes

### CASE KEENUM'S NFL REGULAR SEASON PASSING STATISTICS

DATE	TEAM	GP	GS	ATT.	CMP.	PCT.	YDS	AVG.	TD	INT.	LG	SK	LST	RATE
2013	Texans	8	8	253	137	54.2	1,760	7.0	9	6	66	19	201	78.2
2014	Rams	0	0	0	0	0.0	0	0.0	0	0	0	0	0	0.0
Went from <b>St. Louis</b> to <b>Houston</b> .														
2014	Texans	2	2	77	45	58.4	435	5.6	2	2	35	3	15	72.2
2014	<b>TOTAL</b>	<b>2</b>	<b>2</b>	<b>77</b>	<b>45</b>	<b>58.4</b>	<b>435</b>	<b>5.6</b>	<b>2</b>	<b>2</b>	<b>35</b>	<b>3</b>	<b>15</b>	<b>72.2</b>
2015	Rams	6	5	125	76	60.8	828	6.6	4	1	60t	4	28	87.7
2016	Rams	10	9	322	196	60.9	2,201	6.8	9	11	65t	23	140	76.4
2017	Vikings	15	14	481	325	67.6	3,547	7.4	22	7	65t	22	136	98.3
2018	Broncos	16	16	586	365	62.3	3,890	6.6	18	15	64t	34	235	81.2
2019	Redskins	10	8	247	160	64.8	1,707	6.9	11	5	69t	15	145	91.3
2020	Browns	2	0	10	5	50.0	46	4.6	0	0	24	0	0	62.9
2021	Browns	7	2	72	47	65.3	462	6.4	3	1	34	5	29	91.3
2022	Bills	2	0	7	2	28.6	8	1.1	0	0	5	0	0	39.6
<b>TOTALS</b>		<b>78</b>	<b>64</b>	<b>2,180</b>	<b>1,358</b>	<b>62.3</b>	<b>14,884</b>	<b>6.8</b>	<b>78</b>	<b>48</b>	<b>69T</b>	<b>125</b>	<b>929</b>	<b>85.2</b>

### CASE KEENUM'S NFL POSTSEASON PASSING STATISTICS

DATE	TEAM	GP	GS	ATT.	CMP.	PCT.	YDS	AVG.	TD	INT.	LG	SK	LST	RATE
2017	Vikings	2	2	88	53	60.2	589	6.7	2	3	61t	3	18	73.5
2020	Browns	0	0	0	0	0.0	0	0.0	0	0	0	0	0	0.0
2022	Bills	0	0	0	0	0.0	0	0.0	0	0	0	0	0	0.0
<b>TOTALS</b>		<b>2</b>	<b>2</b>	<b>88</b>	<b>53</b>	<b>60.2</b>	<b>589</b>	<b>6.7</b>	<b>2</b>	<b>3</b>	<b>61T</b>	<b>3</b>	<b>18</b>	<b>73.5</b>



# PLAYER BIOS



## CASE KEENUM'S NFL REGULAR SEASON RUSHING STATISTICS

DATE	TEAM	NO.	YDS.	AVG.	LG	TD
2013	Texans	14	72	5.1	22	1
2014	Rams	0	0	0.0	0	0
Went from St. Louis to Houston.						
2014	Texans	10	35	3.5	13	0
2014	<b>TOTAL</b>	<b>10</b>	<b>35</b>	<b>3.5</b>	<b>13</b>	<b>0</b>
2015	Rams	12	5	0.4	4	0
2016	Rams	20	51	2.6	13	1
2017	Vikings	40	160	4.0	22	1
2018	Broncos	26	93	3.6	17	2
2019	Redskins	9	12	1.3	9	1
2020	Browns	0	0	0.0	0	0
2021	Browns	12	22	1.8	10	0
2022	Bills	5	0	0.0	4	0
<b>TOTALS</b>		<b>148</b>	<b>450</b>	<b>3.0</b>	<b>22</b>	<b>6</b>

## CASE KEENUM'S NFL POSTSEASON RUSHING STATISTICS

DATE	TEAM	NO.	YDS.	AVG.	LG	TD
2017	Vikings	2	12	6.0	8	0
2020	Browns	0	0	0.0	0	0
2022	Bills	0	0	0.0	0	0
<b>TOTALS</b>		<b>2</b>	<b>12</b>	<b>6.0</b>	<b>8</b>	<b>0</b>

## CASE KEENUM'S NFL REGULAR SEASON PASSING/RUSHING STATISTICS

DATE	TEAM	GP	GS	PASSING											RUSHING				
				ATT.	CMP.	PCT.	YDS	AVG.	TD	INT.	LG	SK	LST	RATE	NO.	YDS.	AVG.	LG	TD
2013	Texans	8	8	253	137	54.2	1,760	7.0	9	6	66	19	201	78.2	14	72	5.1	22	1
2014	Rams	0	0	0	0	0.0	0	0.0	0	0	0	0	0	0.0	0	0	0.0	0	0
Went from St. Louis to Houston.																			
2014	Texans	2	2	77	45	58.4	435	5.6	2	2	35	3	15	72.2	10	35	3.5	13	0
2014	<b>TOTAL</b>	<b>2</b>	<b>2</b>	<b>77</b>	<b>45</b>	<b>58.4</b>	<b>435</b>	<b>5.6</b>	<b>2</b>	<b>2</b>	<b>35</b>	<b>3</b>	<b>15</b>	<b>72.2</b>	<b>10</b>	<b>35</b>	<b>3.5</b>	<b>13</b>	<b>0</b>
2015	Rams	6	5	125	76	60.8	828	6.6	4	1	60t	4	28	87.7	12	5	0.4	4	0
2016	Rams	10	9	322	196	60.9	2,201	6.8	9	11	65t	23	140	76.4	20	51	2.6	13	1
2017	Vikings	15	14	481	325	67.6	3,547	7.4	22	7	65t	22	136	98.3	40	160	4.0	22	1
2018	Broncos	16	16	586	365	62.3	3,890	6.6	18	15	64t	34	235	81.2	26	93	3.6	17	2
2019	Redskins	10	8	247	160	64.8	1,707	6.9	11	5	69t	15	145	91.3	9	12	1.3	9	1
2020	Browns	2	0	10	5	50.0	46	4.6	0	0	24	0	0	62.9	0	0	0.0	0	0
2021	Browns	7	2	72	47	65.3	462	6.4	3	1	34	5	29	91.3	12	22	1.8	10	0
2022	Bills	2	0	7	2	28.6	8	1.1	0	0	5	0	0	39.6	5	0	0.0	4	0
<b>TOTALS</b>		<b>78</b>	<b>64</b>	<b>2,180</b>	<b>1,358</b>	<b>62.3</b>	<b>14,884</b>	<b>6.8</b>	<b>78</b>	<b>48</b>	<b>69T</b>	<b>125</b>	<b>929</b>	<b>85.2</b>	<b>148</b>	<b>450</b>	<b>3.0</b>	<b>22</b>	<b>6</b>

## CASE KEENUM'S NFL POSTSEASON PASSING/RUSHING STATISTICS

DATE	TEAM	GP	GS	PASSING											RUSHING				
				ATT.	CMP.	PCT.	YDS	AVG.	TD	INT.	LG	SK	LST	RATE	NO.	YDS.	AVG.	LG	TD
2017	Vikings	2	2	88	53	60.2	589	6.7	2	3	61t	3	18	73.5	2	12	6.0	8	0
2020	Browns	0	0	0	0	0.0	0	0.0	0	0	0	0	0	0.0	0	0	0.0	0	0
2022	Bills	0	0	0	0	0.0	0	0.0	0	0	0	0	0	0.0	0	0	0.0	0	0
<b>TOTALS</b>		<b>2</b>	<b>2</b>	<b>88</b>	<b>53</b>	<b>60.2</b>	<b>589</b>	<b>6.7</b>	<b>2</b>	<b>3</b>	<b>61T</b>	<b>3</b>	<b>18</b>	<b>73.5</b>	<b>2</b>	<b>12</b>	<b>6.0</b>	<b>8</b>	<b>0</b>



## SINGLE-GAME HIGHS: QUARTERBACK

<b>Pass Attempts</b>	53 vs. New York Giants, Oct 23, 2016	<b>Passer Rating</b>	158.0 vs. Tampa Bay Buccaneers, Dec 17, 2015
<b>Pass Completions</b>	35 at New York Jets, Oct 07, 2018	<b>Rush Attempts</b>	7 at Detroit Lions, Nov 23, 2017
<b>Yards Passing</b>	380 at Philadelphia Eagles, Sep 08, 2019	<b>Rushing Yards</b>	40 at Carolina Panthers, Dec 10, 2017
<b>TD Passes</b>	4 at Washington Redskins, Nov 12, 2017	<b>Rushing Average</b>	2.9 at Detroit Lions, Nov 23, 2017
<b>Long Passes</b>	69t at Philadelphia Eagles, Sep 08, 2019	<b>Longest Runs</b>	22 at Chicago Bears, Oct 09, 2017
<b>Completion Percentage</b>	87.0 vs. Cincinnati Bengals, Dec 17, 2017		...1 more at 22.
		<b>Rushing TDs</b>	1 vs. New York Giants, Dec 22, 2019
			...5 more at 1.

## SINGLE-GAME HIGHS - POSTSEASON: QUARTERBACK

<b>Pass Attempts</b>	48 at Philadelphia Eagles, Jan 21, 2018	<b>Completion Percentage</b>	62.5 vs. New Orleans Saints, Jan 14, 2018
<b>Pass Completions</b>	28 at Philadelphia Eagles, Jan 21, 2018	<b>Passer Rating</b>	85.2 vs. New Orleans Saints, Jan 14, 2018
<b>Yards Passing</b>	318 vs. New Orleans Saints, Jan 14, 2018	<b>Rush Attempts</b>	1 at Philadelphia Eagles, Jan 21, 2018
<b>TD Passes</b>	1 at Philadelphia Eagles, Jan 21, 2018		...1 more at 1.
<b>Long Passes</b>	61t vs. New Orleans Saints, Jan 14, 2018	<b>Rushing Yards</b>	8 at Philadelphia Eagles, Jan 21, 2018
		<b>Longest Runs</b>	8 at Philadelphia Eagles, Jan 21, 2018

## 300-YARD PASSING GAMES (9): REGULAR SEASON

DATE	TEAM	NO.	YDS.	AVG.	LG	TD
11/03/13	COLTS	20	350	17.5	62t	3
10/16/16	at Lions	27	321	11.9	47	3
09/24/17	BUCCANEERS	25	369	14.8	59t	3
11/12/17	at Commanders	21	304	14.5	51	4
09/09/18	SEAHAWKS	25	329	13.2	43t	3
10/07/18	at Jets	35	377	10.8	42t	2
10/14/18	RAMS	25	322	12.9	45	2
09/08/19	at Eagles	30	380	12.7	69t	3
09/23/19	BEARS	30	332	11.1	33	2

## 300-YARD PASSING GAMES (1): POSTSEASON

DATE	TEAM	NO.	YDS.	AVG.	LG	TD
01/14/18	SAINTS	25	318	12.7	61t	1

## 2022 GAME-BY-GAME REGULAR-SEASON STATISTICS (BILLS)

W	DATE	OPPONENT	P/S	PASSING										RUSHING				W/L	SCORE			
				ATT	CMP	YDS	PCT	Y/A	Y/C	TD	INT	LG	SK/YD	RATE	ATT	YDS	LG			TD		
01	09/08	at Rams																			W	31-10
02	09/19	Titans	P	2	0	0	0.0	0.0	0.0	0	0	0	0/0	39.6	3	2	4	0			W	41-7
03	09/25	at Dolphins																			L	19-21
04	10/02	at Ravens																			W	23-20
05	10/09	Steelers	P	5	2	8	40.0	1.6	4.0	0	0	5	0/0	47.9	2	-2	-1	0			W	38-3
06	10/16	at Chiefs																			W	24-20
08	10/30	Packers																			W	27-17
09	11/06	at Jets																			L	17-20
10	11/13	Vikings																			L	30-33+
11	11/20	Browns																			W	31-23
12	11/24	at Lions																			W	28-25
13	12/01	at Patriots																			W	24-10
14	12/11	Jets																			W	20-12
15	12/17	Dolphins																			W	32-29
16	12/24	at Bears																			W	35-13
18	01/08	Patriots																			W	35-23
<b>2022 TOTALS</b>				<b>2-0</b>	<b>7</b>	<b>2</b>	<b>8</b>	<b>28.6</b>	<b>1.1</b>	<b>4.0</b>	<b>0</b>	<b>0</b>	<b>5</b>	<b>0/0</b>	<b>39.6</b>	<b>5</b>	<b>0</b>	<b>4</b>	<b>0</b>	<b>13-3</b>		


+ - Overtime

# PLAYER BIOS



## 2022 GAME-BY-GAME POSTSEASON STATISTICS (BILLS)

W	DATE	OPPONENT	P/S	PASSING										RUSHING				W/L	SCORE				
				ATT	CMP	YDS	PCT	Y/A	Y/C	TD	INT	LG	SK/YD	RATE	ATT	YDS	LG			TD			
01	01/15	Dolphins																		DID NOT PLAY		W	34-31
02	01/22	Bengals																		DID NOT PLAY		L	10-27
<b>2022 TOTALS</b>			<b>0-0</b>	<b>0</b>	<b>0</b>	<b>0</b>	<b>0.0</b>	<b>0.0</b>	<b>0.0</b>	<b>0</b>	<b>0</b>	<b>0</b>	<b>0/0</b>	<b>0.0</b>	<b>0</b>	<b>0</b>	<b>0</b>	<b>0</b>	<b>0</b>		<b>1-1</b>		



DESMOND  
KING II



CORNERBACK



Ht: 5-10      Wt: 200  
 DOB: 12/14/1994      College: Iowa  
 Texans Season: 3      NFL Season: 7  
 Acquired: UFA-'21 (TEN)

**TRANSACTIONS:** Selected by the Los Angeles Chargers in fifth round (151st overall) of the 2017 NFL Draft...Acquired via trade by the Tennessee Titans from the Chargers on Nov. 2, 2020...Signed by the Houston Texans as an unrestricted free agent on March 30, 2021...Re-signed with the Texans on March 21, 2022.

**HONORS:**

- ✔ AP First Team All-Pro - Defensive Back (2018)
- ✔ AP Second Team All-Pro - Punt Returner (2018)
- ✔ AFC Defensive Player of the Week (Week 9, 2018)
- ✔ AFC Special Teams Player of the Week (Week 13, 2018)

**CAREER:**

- ✔ One-of-six defensive backs (Harrison Smith, Jordan Poyer, Kenny Moore, Mike Hilton and Tyrann Mathieu) with at least 8.0 sacks and nine interceptions since 2017
- ✔ Became just the sixth player in NFL history and second defensive back (Roy Williams, 2002-03) ever to post multiple pick-sixes and at least four sacks over the first two seasons of his career
- ✔ Was one of five players in 2017 (Carlos Dunlap, Cameron Jordan, Ryan Kerrigan and John Simon) to post an interception returned for a touchdown and at least 3.0 sacks

**2022 (Houston 17/13):**

- ✔ Appeared in 17 games (13 starts) totaling 87 tackles (59 solo), 10 tackles for loss, two quarterback hits, two interceptions, eight passes defended and two fumble recoveries this season
- ✔ Notched six total tackles (five) and two passes defended vs. Indianapolis (9/11), marking the seventh game of his career with two or more passes defended
- ✔ Caught a punt returned it 31 yards at Chicago (9/25), the longest punt return for the Texans so far this season
- ✔ Had a career-high three passes defended and his eighth career interception, returning it for 29 yards to seal the Texans first victory of the season at Jacksonville (10/9)
- ✔ Tied his career-high with 10 tackles vs. Washington (11/20)
- ✔ Posted the fourth fumble recovery of his career and returned it for 15 yards vs. Cleveland (12/4)
- ✔ Recorded his second fumble recovery in the last three games after it was forced by DL Mario Addison vs. Kansas City (12/18)
- ✔ Posted his second interception of the season (ninth of his career), picking off Jaguars QB Trevor Lawrence again vs. Jacksonville (1/1/23)

**2021 (Houston 16/12):**

- ✔ Played in 16 games (12 starts) in his first season as a Texan, totaling a career-high 86 defensive tackles (62 solo) as well as one tackle for loss, three interceptions (tied his career high), six passes defended, one forced fumble and a career-high seven special teams tackles (six solo)
- ✔ Led the team with eight tackles (five) in his first game as a Texan in the season opener vs. Jacksonville (9/12)
- ✔ Started his first game as a Texan at Buffalo (10/3), leading the team with nine tackles (eight), one tackle for loss and his third career forced fumble
- ✔ Tallied eight tackles (five) and tied his career high with two special teams tackles vs. New England (10/10)
- ✔ Recorded eight tackles (seven), two passes defended and two interceptions (tied for a career high) at Tennessee (11/21)
- ✔ Finished third on the team with five tackles (three) vs. Seattle (12/12)
- ✔ Recorded seven tackles, tied for his second-highest total of the season vs. the L.A. Chargers (12/26)
- ✔ Totaled seven tackles (five), one interception, two passes defended and one special teams tackle at San Francisco (1/2/22)

**2020 (L.A. Chargers 6/3; Tennessee 9/5, 1/0):**

- ✔ Played six games (three starts) for the Chargers before being traded to the Titans prior to Week 9



- ✦ Totaled 54 tackles (39 solo), 2.0 sacks, two passes defended, two tackles for loss, two quarterback hits and a fumble recovery with both the Chargers and Titans
- ✦ Notched his first sack of the season for the Chargers vs. Jacksonville (10/25)
- ✦ Logged 1.0 sack at Houston (1/3/21)

## 2019 (L.A. Chargers 15/8):

- ✦ Appeared in 15 games (eight starts) and notched 50 total tackles (39 solo), 2.5 sacks, four tackles for loss, four quarterback hits, two passes defended, two fumble recoveries and one forced fumble. Also returned 21 punts for 118 yards (5.6 avg.) with one touchdown and 16 kickoffs for 331 yards (20.7 avg.)
- ✦ Posted four total tackles (three) and a career-high 2.5 sacks with one forced fumble at Miami (9/29)
- ✦ Returned a punt for a 68-yard touchdown vs. Denver (10/6), becoming the eighth player in Chargers history with multiple touchdowns on punt returns in their career

## 2018 (L.A. Chargers 16/8, 2/2):

- ✦ Earned AP First Team All-Pro honors as a defensive back and Second Team honors as a punt returner
- ✦ Saw action in all 16 games (eight starts) and posted 61 total tackles (46 solo), three interceptions with one returned for a touchdown, 10 passes defended, four tackles for loss, two quarterback hits, two fumble recoveries and one forced fumble
- ✦ Recorded 23 punt returns for 318 yards (13.8 avg.) with one touchdown and 22 kickoff returns for 522 yards (23.7 avg.)
- ✦ Intercepted QB Baker Mayfield twice at Cleveland (10/14) and added three passes defended in the contest
- ✦ Named AFC Defensive Player of the Week after intercepting QB Russell Wilson and returning it 42 yards for the second pick-six of his career at Seattle (11/4)
- ✦ Earned AFC Special Teams Player of the Week honors when he returned a punt 73 yards for a touchdown at Pittsburgh (12/2). Also logged a season-high 10 total tackles (nine solo) and contributed two passes defended in the game
- ✦ Totaled five tackles (three), one tackle for loss, one pass defended and one fumble recovery at Kansas City (12/13)
- ✦ Amassed six total tackles (four), one tackle for loss, one quarterback hit and a forced fumble at Denver (12/30)
- ✦ Recorded 1.0 sack, one special teams tackle and a 72-yard kickoff return in the Wild Card Round game at Baltimore (1/6/19)

## 2017 (L.A. Chargers 16/4):

- ✦ Played in 16 games (four starts) and posted 71 total tackles (61 solo), 4.0 sacks, one interception returned for a touchdown, six tackles for loss, six quarterback hits and five passes defended. Also contributed 17 kickoff returns for 353 yards (20.8 avg.)
- ✦ Logged 1.0 sack in consecutive games in Weeks 8 and 10
- ✦ Notched his first career interception when he picked off Cowboys QB Dak Prescott and returned it 90 yards for a touchdown at Dallas (11/23)
- ✦ Tallied six tackles, 1.0 sack, three quarterback hits and two tackles for loss vs. Cleveland (12/3)
- ✦ Made his fourth career start vs. Washington (12/10) and logged a season-high 10 total tackles (seven), 1.0 sack, one quarterback hit, one tackle for loss and one pass defended

## COLLEGE:

- ✦ Played four seasons (2013-16) at the University of Iowa in Iowa City
- ✦ Was the only Big Ten player in a 20-year stretch with at least 12 interceptions and 1,500 combined return yards
- ✦ Finished his career as one-of-two players in Hawkeyes history with three career interceptions returned for touchdowns
- ✦ Named an AP Second Team All-America selection in his senior season (2016) after starting all 13 games and notching three interceptions and seven pass breakups
- ✦ Earned the Jim Thorpe Award given to the nation's best defensive back in 2015 as a junior when he recorded 72 total tackles (46 solo), a school record eight interceptions, including a pick-six, and 21 pass breakups
- ✦ Garnered honorable mention All-Big Ten honors by league media after starting all 13 games and notching 64 total tackles (42 solo), three interceptions with one returned for a touchdown and five pass breakups as a sophomore (2014)
- ✦ Saw action in all 13 games (12 starts) and posted 69 total tackles (44 solo), eight pass breakups and two recovered fumbles in his true freshman season (2013)

## PERSONAL:

- ✦ Attended East English Village Preparatory Academy in Detroit
- ✦ Established a Michigan high school record with 29 career interceptions and set a school record for career rushing yards
- ✦ Rushed for 2,360 yards and scored 33 touchdowns as a senior
- ✦ Was a four-year letterman in track, competing in sprint events and relays
- ✦ Founded the King Kares Foundation in 2017, which provides financial support to underprivileged families in the Detroit area

# PLAYER BIOS



## DESMOND KING II'S NFL REGULAR SEASON DEFENSIVE STATISTICS

DATE	TEAM	GP	GS	TACKLES								INTERCEPTIONS					FUMBLES					ST				MISC	
				TK	S	A	TFL	YDS	SK	YDS	QBH	NO	YDS	LG	TD	PD	FF	FR	TD	YDS	TK	S	A	FF	FR	S	A
2017	Chargers	16	4	71	61	10	6	21	4.0	11.0	6	1	90	90t	1	5	0	0	0	0	5	5	0	0	0	0	
2018	Chargers	16	8	61	46	15	4	8	0.0	0.0	2	3	75	42t	1	10	0	1	0	0	1	1	0	1	1	0	
2019	Chargers	15	8	50	39	11	4	12	2.5	14.0	4	0	0	0	0	2	1	1	0	13	1	1	0	0	1	0	
2020	Chargers	6	3	23	18	5	0	0	1.0	0.0	1	0	0	0	0	0	0	0	0	0	1	1	0	0	0	0	
Went from L.A. Chargers to Tennessee.																											
2020	Titans	9	5	31	21	10	2	7	1.0	2.0	1	0	0	0	0	2	0	1	1	63	0	0	0	0	0	0	
2020	TOTAL	15	8	54	39	15	2	7	2.0	2.0	2	0	0	0	0	2	0	1	1	63	1	1	0	0	0	0	
2021	Texans	16	12	86	62	24	1	1	0.0	0.0	0	3	25	25	0	6	1	0	0	0	7	6	1	0	0	0	
2022	Texans	17	13	88	59	29	10	18	0.0	0.0	2	2	30	29	0	8	0	2	0	20	1	0	1	0	0	0	
NFL TOTALS		95	53	410	306	104	27	67	8.5	27.0	16	9	220	90T	2	33	2	5	1	96	16	14	2	1	2	0	

## DESMOND KING II'S NFL POSTSEASON DEFENSIVE STATISTICS

DATE	TEAM	GP	GS	TACKLES								INTERCEPTIONS					FUMBLES					ST				MISC	
				TK	S	A	TFL	YDS	SK	YDS	QBH	NO	YDS	LG	TD	PD	FF	FR	TD	YDS	TK	S	A	FF	FR	S	A
2018	Chargers	2	2	10	6	4	1	1	1.0	1.0	2	0	0	0	0	0	0	0	0	0	2	2	0	0	0	0	
2020	Titans	1	0	6	5	1	0	0	0.0	0.0	0	0	0	0	0	0	0	0	0	0	0	0	0	0	0		
NFL TOTALS		3	2	16	11	5	1	1	1.0	1.0	2	0	0	0	0	0	0	0	0	0	2	2	0	0	0	0	

## DESMOND KING II'S NFL REGULAR SEASON RETURN STATISTICS

DATE	TEAM	KICKOFF RETURNS						PUNT RETURNS					
		RET.	YDS.	AVG.	LG	TD	NO.	FC	YDS.	AVG.	LG	TD	
2017	Chargers	17	353	20.8	44	0	1	1	2	2.0	2	0	
2018	Chargers	22	522	23.7	40	0	23	8	318	13.8	73t	1	
2019	Chargers	15	311	20.7	43	0	21	11	118	5.6	68t	1	
2020	Chargers	0	0	0.0	0	0	6	4	17	2.8	7	0	
Went from L.A. Chargers to Tennessee.													
2020	Titans	0	0	0.0	0	0	0	0	0	0.0	0	0	
2020	TOTAL	0	0	0.0	0	0	6	4	17	2.8	7	0	
2021	Texans	1	27	27.0	27	0	17	7	154	9.1	20	0	
2022	Texans	1	50	50.0	50	0	33	16	309	9.4	31	0	
NFL TOTALS		56	1,263	22.6	50	0	101	47	918	9.1	73T	2	

## DESMOND KING II'S NFL POSTSEASON RETURN STATISTICS

DATE	TEAM	KICKOFF RETURNS					PUNT RETURNS					
		RET.	YDS.	AVG.	LG	TD	NO.	FC	YDS.	AVG.	LG	TD
2018	Chargers	6	179	29.8	72	0	5	1	46	9.2	33	0
2020	Titans	0	0	0.0	0	0	0	0	0	0.0	0	0
NFL TOTALS		6	179	29.8	72	0	5	1	46	9.2	33	0



## SINGLE-GAME HIGHS: DEFENSIVE

<b>Total Tackles</b>	10 vs. Washington Commanders, Nov 20, 2022 ...2 more at 10.	<b>Interceptions</b>	2 at Tennessee Titans, Nov 21, 2021 ...1 more at 2.
<b>Solo Tackles</b>	9 at Pittsburgh Steelers, Dec 02, 2018	<b>Interception Return Yards</b>	90 at Dallas Cowboys, Nov 23, 2017
<b>Sacks</b>	2.5 at Miami Dolphins, Sep 29, 2019	<b>Special Teams Tackles</b>	3 vs. Los Angeles Chargers, Dec 26, 2021
<b>Passes Defensed</b>	3 at Jacksonville Jaguars, Oct 09, 2022 ...1 more at 3.	<b>Special Teams Forced Fumbles</b>	1 at Denver Broncos, Dec 30, 2018
<b>Forced Fumbles</b>	1 at Buffalo Bills, Oct 03, 2021 ...1 more at 1.	<b>Special Teams Fumble Recoveries</b>	1 vs. Kansas City Chiefs, Nov 18, 2019 ...1 more at 1.
<b>Fumble Recoveries</b>	1 vs. Chicago Bears, Nov 08, 2020 ...2 more at 1.	<b>Longest Opponent's Fumble Return</b>	63 vs. Chicago Bears, Nov 08, 2020
<b>Tackles For Loss</b>	2 vs. Jacksonville Jaguars, Jan 01, 2023 ...3 more at 2.		

## SINGLE-GAME HIGHS - POSTSEASON: DEFENSIVE

<b>Total Tackles</b>	7 at New England Patriots, Jan 13, 2019	<b>Tackles For Loss</b>	1 at Baltimore Ravens, Jan 06, 2019
<b>Solo Tackles</b>	5 vs. Baltimore Ravens, Jan 10, 2021	<b>Special Teams Tackles</b>	1 at New England Patriots, Jan 13, 2019 ...1 more at 1.
<b>Sacks</b>	1.0 at Baltimore Ravens, Jan 06, 2019		

## 2022 GAME-BY-GAME REGULAR-SEASON STATISTICS (TEXANS)

W	DATE	OPPONENT	P/S	TACKLES							INTERCEPTIONS					FUMBLES					ST				MISC		W/L	SCORE					
				TK	S	A	SK	YDS	TFL	YDS	QBH	NO	YDS	LG	TD	PD	FF	FR	TD	YDS	TK	S	A	FF	FR	S			A				
01	09/11	Colts	S	6	5	1	0	0	0	1	2	1	0	0	0	0	2	0	0	0	0	0	0	0	0	0	0	0	0	0	0	T	20-20
02	09/18	at Broncos	S	2	1	1	0	0	0	0	0	0	0	0	0	1	0	0	0	0	0	0	0	0	0	0	0	0	0	L	9-16		
03	09/25	at Bears	S	7	7	0	0	0	0	0	0	0	0	0	0	1	0	0	0	0	0	0	0	0	0	0	0	0	L	20-23			
04	10/02	Chargers	P	3	3	0	0	0	1	1	0	0	0	0	0	0	0	0	0	0	0	0	0	0	0	0	0	L	24-34				
05	10/09	at Jaguars	P	6	4	2	0	0	0	0	0	1	29	29	0	3	0	0	0	0	0	0	0	0	0	0	0	W	13-6				
07	10/23	at Raiders	P	5	5	0	0	0	1	1	0	0	0	0	0	0	0	0	0	0	0	0	0	0	0	0	L	20-38					
08	10/30	Titans	S	4	1	3	0	0	0	0	0	0	0	0	0	0	0	0	0	0	0	0	0	0	0	0	L	10-17					
09	11/03	Eagles	P	4	4	0	0	0	2	4	0	0	0	0	0	0	0	0	0	0	0	0	0	0	0	0	L	17-29					
10	11/13	at Giants	S	1	1	0	0	0	0	0	0	0	0	0	0	0	0	0	0	0	0	0	0	0	0	L	16-24						
11	11/20	Commanders	S	10	6	4	0	0	0	0	1	0	0	0	0	0	0	0	0	0	0	0	0	0	0	L	10-23						
12	11/27	at Dolphins	S	6	4	2	0	0	1	0	0	0	0	0	0	0	0	0	0	0	0	0	0	0	0	L	15-30						
13	12/04	Browns	S	5	2	3	0	0	0	0	0	0	0	0	0	0	0	1	0	15	0	0	0	0	0	L	14-27						
14	12/11	at Cowboys	S	7	3	4	0	0	2	2	0	0	0	0	0	0	0	0	0	0	0	0	0	0	0	L	23-27						
15	12/18	Chiefs	S	4	2	2	0	0	0	0	0	0	0	0	0	0	0	1	0	5	0	0	0	0	0	L	24-30+						
16	12/24	at Titans	S	4	1	3	0	0	0	0	0	0	0	0	0	0	0	0	0	0	0	0	0	0	0	W	19-14						
17	01/01	Jaguars	S	8	6	2	0	0	2	8	0	1	1	1	0	1	0	0	0	0	0	0	0	0	0	L	3-31						
18	01/08	at Colts	S	6	4	2	0	0	0	0	0	0	0	0	0	0	0	0	0	0	0	0	0	0	0	W	32-31						
<b>2022 TOTALS</b>				<b>17-13</b>	<b>88</b>	<b>59</b>	<b>29</b>	<b>0.0</b>	<b>0.0</b>	<b>10</b>	<b>18</b>	<b>2</b>	<b>2</b>	<b>30</b>	<b>29</b>	<b>0</b>	<b>8</b>	<b>0</b>	<b>2</b>	<b>0</b>	<b>20</b>	<b>1</b>	<b>0</b>	<b>0</b>	<b>0</b>	<b>0</b>	<b>0</b>	<b>0</b>	<b>0</b>	<b>0</b>	<b>3-13-1</b>		

+ - Overtime



## 2022 GAME-BY-GAME REGULAR-SEASON STATISTICS (TEXANS)

W	DATE	OPPONENT	P/S	KICKOFF RETURNS				PUNT RETURNS				W/L	SCORE			
				RET	YDS	AVG	LG	TD	NO	FC	YDS			AVG	LG	TD
01	09/11	Colts	S	0	0	0.0	0	0	0	1	0	0.0	0	0	T	20-20
02	09/18	at Broncos	S	0	0	0.0	0	0	1	1	7	7.0	7	0	L	9-16
03	09/25	at Bears	S	0	0	0.0	0	0	1	2	31	31.0	31	0	L	20-23
04	10/02	Chargers	P	0	0	0.0	0	0	2	2	8	4.0	4	0	L	24-34
05	10/09	at Jaguars	P	0	0	0.0	0	0	1	1	10	10.0	10	0	W	13-6
07	10/23	at Raiders	P	0	0	0.0	0	0	1	1	1	1.0	1	0	L	20-38
08	10/30	Titans	S	0	0	0.0	0	0	3	1	18	6.0	12	0	L	10-17
09	11/03	Eagles	P	0	0	0.0	0	0	1	2	-2	-2.0	-2	0	L	17-29
10	11/13	at Giants	S	0	0	0.0	0	0	3	1	17	5.7	13	0	L	16-24
11	11/20	Commanders	S	0	0	0.0	0	0	2	1	14	7.0	9	0	L	10-23
12	11/27	at Dolphins	S	0	0	0.0	0	0	3	0	38	12.7	19	0	L	15-30
13	12/04	Browns	S	1	50	50.0	50	0	3	1	42	14.0	20	0	L	14-27
14	12/11	at Cowboys	S	0	0	0.0	0	0	3	0	36	12.0	15	0	L	23-27
15	12/18	Chiefs	S	0	0	0.0	0	0	2	1	16	8.0	13	0	L	24-30+
16	12/24	at Titans	S	0	0	0.0	0	0	5	0	41	8.2	15	0	W	19-14
17	01/01	Jaguars	S	0	0	0.0	0	0	1	1	16	16.0	16	0	L	3-31
18	01/08	at Colts	S	0	0	0.0	0	0	1	0	16	16.0	16	0	W	32-31
<b>2022 TOTALS</b>			<b>17-13</b>	<b>1</b>	<b>50</b>	<b>50.0</b>	<b>50</b>	<b>0</b>	<b>33</b>	<b>16</b>	<b>309</b>	<b>9.4</b>	<b>31</b>	<b>0</b>	<b>3-13</b>	

+ - Overtime





CHRISTIAN  
KIRKSEY



58  
LINEBACKER

Ht: 6-2      Wt: 235  
DOB: 8/31/1992      College: Iowa  
Texans Season: 3      NFL Season: 10  
Acquired: FA-'21

**TRANSACTIONS:** Selected by the Cleveland Browns with the seventh pick of the third round (71st overall) of the 2014 NFL Draft...Signed a contract extension with the Browns on May 30, 2017...Released by the Browns on March 10, 2020...Signed by the Green Bay Packers as an unrestricted free agent on March 16, 2020...Released by the Packers on Feb. 19, 2021...Signed by the Houston Texans as an unrestricted free agent on March 24, 2021...Placed on the reserve/injured List on Nov. 6, 2021...Designated for return on Dec. 2, 2021...Activated on Dec. 4, 2021...Placed on the reserve/COVID-19 list on Dec. 15, 2021...Activated on Dec. 25, 2021...Re-signed with the Texans on March 18, 2022.

**HONORS:**

- ✦ Texans Nominee for 2022 Walter Payton NFL Man of the Year Award

**CAREER:**

- ✦ Totaled the most solo tackles (171) and the second-most total tackles (281) in the NFL from 2016-17
- ✦ Was the only player in the NFL to rank in the top five in the league in tackles in both 2016 and 2017
- ✦ Recorded the fifth-most total tackles in the NFL in 2016 after notching a single-season career-high 143 (93 solo)

**2022 (Houston 17/17):**

- ✦ Appeared and started in all 17 games totaling 124 tackles (82 solo), 3.0 sacks, seven tackles for loss, seven quarterback hits, two interceptions, five passes defended and one fumble recovery in 2022
- ✦ Finished with nine total tackles (two) and a fumble recovery vs. Indianapolis (9/11), his sixth career fumble recovery and third as a Texan
- ✦ Tallied five tackles (four), 0.5 sack, one pass defended and his sixth career interception at Denver (9/18)
- ✦ Played in his 100th career game and logged seven total tackles (four) at Chicago (9/25)
- ✦ Surpassed 700 career tackles vs. Washington (11/20), which puts him 11th on the all-time tackle list among active NFL players
- ✦ Had a season-high 11 tackles (nine), 1.0 sack, one tackle for loss and one quarterback hit vs. Kansas City (12/18)
- ✦ Recorded his second interception of the season (seventh of his career), five tackles and one pass defended in the season finale at Indianapolis (1/8/23)

**2021 (Houston 13/12):**

- ✦ Played in 13 games (12 starts) in his first season as a Texan and finished second on the team with 93 tackles (55 solo). Also logged six tackles for loss, two quarterback hits, one interception and eight passes defended
- ✦ Recorded his fifth career interception off of QB Trevor Lawrence in his first game as a Texan in the season opener vs. Jacksonville (9/12)
- ✦ Tied for second on the team with six tackles (four), one tackle for loss and one fumble recovery at Cleveland (9/19)
- ✦ Finished second on the Texans with 10 tackles (seven) vs. Carolina (9/23)
- ✦ Tallied seven tackles (four), one quarterback hit and one pass defended at Buffalo (10/3)
- ✦ Led the team with 10 tackles (four) and posted one pass defended vs. New England (10/10)
- ✦ Finished second on the team with eight tackles (four) and notched one pass defended at Arizona (10/24)
- ✦ Tied for second on the team with seven tackles (five), also notching one quarterback hit, one pass defended and one fumble recovery vs. Indianapolis (12/5)
- ✦ Led the team with 10 tackles (five) vs. Seattle (12/12), his third game with double-digit tackles on the season
- ✦ Paced the Texans with nine tackles (five), also notching one pass defended at San Francisco (1/2/22)
- ✦ Tied for the team lead with eight tackles (four) while adding two tackles for loss (tying his season high) and a pass defended vs. Tennessee (1/9/22)

**2020 (Green Bay 11/11, 2/1):**

- ✦ Started 11 games in his lone season with the Packers and notched 77 total tackles (46 solo), 2.0 sacks, two interceptions, four passes defended, two tackles for loss and two quarterback hits



- Became the first Packers linebacker with multiple sacks and multiple interceptions in a season since Julius Peppers in 2014
- Made his first start for Green Bay at Minnesota (9/13) and notched 12 total tackles (six solo)
- Recorded a team-high 11 total tackles (six) and his first interception of the season at Indianapolis (11/22)
- Led the team with nine total tackles (five) vs. Carolina (12/19)
- Logged 1.0 sack, one tackle for loss, one pass defended and one interception vs. Tennessee (12/27)
- Totaled seven tackles (four) with 1.0 sack at Chicago (1/3/21)

## 2019 (Cleveland 2/2):

- Started two games before being placed on the Reserve/Injured list prior to Week 3

## 2018 (Cleveland 7/7):

- Started in all seven games that he played in and totaled 43 tackles (29 solo), two interceptions, five passes defended, one tackle for loss and one fumble recovery
- Notched a single-game career-high two passes defended and added one interception vs. the L.A. Chargers (10/14)
- Recorded 10 total tackles (seven), one interception, one fumble recovery and one pass defended vs. Tampa Bay (10/21)
- Placed on the Reserve/Injured list prior to Week 10

## 2017 (Cleveland 16/16):

- Finished second on the Browns with 138 total tackles (86 solo) while also adding 3.5 sacks, five passes defended, six quarterback hits, six tackles for loss, two forced fumbles and one fumble recovery
- One of three Cleveland players (Joe Schobert and Demario Davis) to play every defensive snap on the season
- Contributed five games with double-digit tackles on the season
- Totaled a single-game career-high 17 tackles (eight), one tackle for loss, one forced fumble and one pass defended vs. Tennessee (10/22)
- Amassed 14 total tackles (eight), 1.0 sack and one forced fumble vs. Jacksonville (11/19). Strip-sacked Jaguars QB Blake Bortles in the third quarter, which was recovered by DE Myles Garrett

## 2016 (Cleveland 16/16):

- Recorded a single-season career-high 143 total tackles (93 solo), which ranked fifth in the NFL. Also contributed 2.5 sacks, seven quarterback hits, 11 tackles for loss, three passes defended and three special teams tackles
- Was one of four players (Bobby Wagner, Zach Brown and Kwon Alexander) with at least 140 total tackles and 2.5 sacks on the season
- Logged his first sack of the season for a loss of four yards at Philadelphia (9/11)
- Notched a season-high 16 total tackles (11) vs. New England (10/9)
- Totaled 11 tackles (10), 1.0 sack, two quarterback hits and a season-high three tackles for loss at Pittsburgh (1/1/17)

## 2015 (Cleveland 16/5):

- Appeared in all 16 games (five starts) and accumulated 53 total tackles (34 solo), 3.5 sacks, five quarterback hits, five tackles for loss, one pass defended, one forced fumble, one fumble recovery and 10 special teams tackles
- Started his first game of the season and added 1.0 sack for a loss of seven yards at San Diego (10/4)
- Added four total tackles (three), 1.0 sack, one quarterback hit, two tackles for loss and one pass defended at Pittsburgh (11/15)

## 2014 (Cleveland 16/8):

- Saw action in all 16 games (eight starts) as a rookie and logged 75 total tackles (41 solo), 2.0 sacks, four quarterback hits, five tackles for loss, one forced fumble, two passes defended and six special teams tackles
- Notched a sack in his NFL debut at Pittsburgh (9/7)
- Posted seven total tackles (five), 1.0 sack, one quarterback hit, one tackle for loss and two special teams tackles at Jacksonville (10/19)
- Forced his first career fumble vs. Cincinnati (12/14)

## COLLEGE:

- Played four seasons (2010-13) at the University of Iowa in Iowa City
- Appeared in 49 career games and registered 315 tackles, 5.5 sacks, four interceptions, seven fumble recoveries and five forced fumbles
- Also returned two interceptions for touchdowns and one fumble for a score, becoming the third player in school history to total at least three career defensive touchdowns
- Named honorable mention All-Big Ten by coaches and media as a senior (2013) after starting 13 games and ranking third on the team with 104 total tackles (47 solo)
- One of eight players in the nation with two interception returns for touchdowns in 2012

## PERSONAL:

- Attended Hazelwood East High School in St. Louis
- Earned All-America and All-State honors after leading the conference with 163 tackles as a senior
- Also lettered in track as a member of the school's 2008 state championship team and played basketball



## CHRISTIAN KIRKSEY'S NFL REGULAR SEASON DEFENSIVE STATISTICS

DATE	TEAM	GP	GS	TACKLES							INTERCEPTIONS					FUMBLES				ST				MISC		
				TK	S	A	TFL	YDS	SK	YDS	QBH	NO	YDS	LG	TD	PD	FF	FR	TD	YDS	TK	S	A	FF	FR	S
2014	Browns	16	8	75	41	34	5	15	2.0	7.0	4	0	0	0	0	2	1	0	0	0	6	6	0	0	0	0
2015	Browns	16	5	53	34	19	5	20	3.5	13.0	5	0	0	0	0	1	1	1	0	0	10	6	4	0	0	0
2016	Browns	16	16	143	93	50	11	36	2.5	16.0	7	0	0	0	0	3	0	0	0	0	5	3	2	0	0	0
2017	Browns	16	16	138	86	52	6	19	3.5	13.5	6	0	0	0	0	5	2	1	0	0	0	0	0	0	0	0
2018	Browns	7	7	43	29	14	1	3	0.0	0.0	0	2	17	13	0	5	0	1	0	8	0	0	0	0	0	0
2019	Browns	2	2	11	6	5	2	3	0.0	0.0	0	0	0	0	0	0	0	0	0	0	0	0	0	0	0	0
2020	Packers	11	11	77	46	31	2	11	2.0	11.0	2	2	18	10	0	4	0	0	0	0	0	0	0	0	0	0
2021	Texans	13	12	93	55	38	6	8	0.0	0.0	2	1	1	1	0	8	0	2	0	-1	0	0	0	0	0	0
2022	Texans	17	17	124	82	42	7	24	3.0	26.0	7	2	18	18	0	5	0	1	0	0	0	0	0	0	0	0
<b>NFL TOTALS</b>		<b>114</b>	<b>94</b>	<b>757</b>	<b>472</b>	<b>285</b>	<b>45</b>	<b>139</b>	<b>16.5</b>	<b>86.5</b>	<b>33</b>	<b>7</b>	<b>54</b>	<b>18</b>	<b>0</b>	<b>33</b>	<b>4</b>	<b>6</b>	<b>0</b>	<b>7</b>	<b>21</b>	<b>15</b>	<b>6</b>	<b>0</b>	<b>0</b>	<b>0</b>

## CHRISTIAN KIRKSEY'S NFL POSTSEASON DEFENSIVE STATISTICS

DATE	TEAM	GP	GS	TACKLES							INTERCEPTIONS					FUMBLES				ST				MISC			
				TK	S	A	TFL	YDS	SK	YDS	QBH	NO	YDS	LG	TD	PD	FF	FR	TD	YDS	TK	S	A	FF	FR	S	A
2020	Packers	2	1	6	4	2	1	1	0.0	0.0	0	0	0	0	0	0	0	0	0	0	0	0	0	0	0	0	0
<b>NFL TOTALS</b>		<b>2</b>	<b>1</b>	<b>6</b>	<b>4</b>	<b>2</b>	<b>1</b>	<b>1</b>	<b>0.0</b>	<b>0.0</b>	<b>0</b>	<b>0</b>	<b>0</b>	<b>0</b>	<b>0</b>	<b>0</b>	<b>0</b>	<b>0</b>	<b>0</b>	<b>0</b>	<b>0</b>	<b>0</b>	<b>0</b>	<b>0</b>	<b>0</b>	<b>0</b>	

### SINGLE-GAME HIGHS: DEFENSIVE

<b>Total Tackles</b>	17 vs. Tennessee Titans, Oct 22, 2017	<b>Tackles For Loss</b>	3 at Pittsburgh Steelers, Jan 01, 2017
<b>Solo Tackles</b>	11 vs. New England Patriots, Oct 09, 2016	<b>Interceptions</b>	1 at Indianapolis Colts, Jan 08, 2023 ...6 more at 1.
<b>Sacks</b>	1.0 vs. Kansas City Chiefs, Dec 18, 2022 ...13 more at 1.0.	<b>Interception Return Yards</b>	18 at Indianapolis Colts, Jan 08, 2023
<b>Passes Defensed</b>	2 vs. Jacksonville Jaguars, Sep 12, 2021 ...1 more at 2.	<b>Special Teams Tackles</b>	3 vs. Oakland Raiders, Sep 27, 2015
<b>Forced Fumbles</b>	1 vs. Jacksonville Jaguars, Nov 19, 2017 ...3 more at 1.	<b>Longest Opponent's Fumble Return</b>	8 at Tampa Bay Buccaneers, Oct 21, 2018
<b>Fumble Recoveries</b>	1 vs. Indianapolis Colts, Sep 11, 2022 ...5 more at 1.		

### SINGLE-GAME HIGHS - POSTSEASON: DEFENSIVE

<b>Total Tackles</b>	4 vs. Tampa Bay Buccaneers, Jan 24, 2021	<b>Tackles For Loss</b>	1 vs. Tampa Bay Buccaneers, Jan 24, 2021
<b>Solo Tackles</b>	2 vs. Tampa Bay Buccaneers, Jan 24, 2021 ...1 more at 2.		

# PLAYER BIOS



## 2022 GAME-BY-GAME REGULAR-SEASON STATISTICS (TEXANS)

W	DATE	OPPONENT	P/S	TACKLES								INTERCEPTIONS					FUMBLES				ST				MISC		W/L	SCORE		
				TK	S	A	SK	YDS	TFL	YDS	QBH	NO	YDS	LG	TD	PD	FF	FR	TD	YDS	TK	S	A	FF	FR	S			A	
01	09/11	Colts	S	9	2	7	0.0	0.0	1	2	1	0	0	0	0	0	0	1	0	0	0	0	0	0	0	0	0	0	T	20-20
02	09/18	at Broncos	S	5	4	1	0.5	3.0	0	0	1	1	0	0	0	1	0	0	0	0	0	0	0	0	0	0	0	L	9-16	
03	09/25	at Bears	S	7	4	3	0.0	0.0	0	0	0	0	0	0	0	0	0	0	0	0	0	0	0	0	0	0	L	20-23		
04	10/02	Chargers	S	6	4	2	0.0	0.0	0	0	0	0	0	0	0	0	0	0	0	0	0	0	0	0	0	0	L	24-34		
05	10/09	at Jaguars	S	8	5	3	0.0	0.0	0	0	0	0	0	0	0	1	0	0	0	0	0	0	0	0	0	0	W	13-6		
07	10/23	at Raiders	S	9	8	1	0.0	0.0	1	1	0	0	0	0	0	0	0	0	0	0	0	0	0	0	0	0	L	20-38		
08	10/30	Titans	S	6	4	2	0.0	0.0	0	0	0	0	0	0	0	0	0	0	0	0	0	0	0	0	0	0	L	10-17		
09	11/03	Eagles	S	7	5	2	0.0	0.0	1	1	1	0	0	0	0	0	0	0	0	0	0	0	0	0	0	0	L	17-29		
10	11/13	at Giants	S	8	3	5	0.5	4.0	0	0	1	0	0	0	0	0	0	0	0	0	0	0	0	0	0	0	L	16-24		
11	11/20	Commanders	S	7	6	1	0.0	0.0	1	1	1	0	0	0	0	0	0	0	0	0	0	0	0	0	0	0	L	10-23		
12	11/27	at Dolphins	S	7	5	2	1.0	8.0	1	8	1	0	0	0	0	1	0	0	0	0	0	0	0	0	0	0	L	15-30		
13	12/04	Browns	S	7	5	2	0.0	0.0	1	0	0	0	0	0	0	0	0	0	0	0	0	0	0	0	0	0	L	14-27		
14	12/11	at Cowboys	S	10	5	5	0.0	0.0	0	0	0	0	0	0	0	1	0	0	0	0	0	0	0	0	0	0	L	23-27		
15	12/18	Chiefs	S	11	9	2	1.0	11.0	1	11	1	0	0	0	0	0	0	0	0	0	0	0	0	0	0	0	L	24-30+		
16	12/24	at Titans	S	6	6	0	0.0	0.0	0	0	0	0	0	0	0	0	0	0	0	0	0	0	0	0	0	0	W	19-14		
17	01/01	Jaguars	S	6	2	4	0.0	0.0	0	0	0	0	0	0	0	0	0	0	0	0	0	0	0	0	0	0	L	3-31		
18	01/08	at Colts	S	5	5	0	0.0	0.0	0	0	0	1	18	18	0	1	0	0	0	0	0	0	0	0	0	0	W	32-31		
<b>2022 TOTALS</b>			<b>17-17</b>	<b>124</b>	<b>82</b>	<b>42</b>	<b>3.0</b>	<b>26.0</b>	<b>7</b>	<b>24</b>	<b>7</b>	<b>2</b>	<b>18</b>	<b>18</b>	<b>0</b>	<b>5</b>	<b>0</b>	<b>1</b>	<b>0</b>	<b>0</b>	<b>0</b>	<b>0</b>	<b>0</b>	<b>0</b>	<b>0</b>	<b>0</b>	<b>0</b>	<b>3-13-</b>	<b>1</b>	

+ - Overtime



GREG  
LITTLE

74  
TACKLE



Ht: 6-5      Wt: 310  
 DOB: 11/4/1997      College: Mississippi  
 Texans Season: 1      NFL Season: 3  
 Acquired: FA-'23

**TRANSACTIONS:** Selected by the Carolina Panthers in the second round (37th overall) of the 2019 NFL Draft...Acquired via trade by the Miami Dolphins from the Panthers on August 17, 2021...Signed with the Houston Texans as a free agent on May 4, 2023.

**2022 (Miami 17/7, 1/0):**

- ▶ Played in all 17 games for the Dolphins, including a career-high seven starts

**2021 (Miami 0/0):**

- ▶ Spent the 2021 season on Injured Reserve

**2020 (Miami 10/3):**

- ▶ Appeared in 10 games (three starts) and allowed zero sacks

**2019 (Miami 16/0)**

- ▶ Played in four games (three starts)

**COLLEGE:**

- ▶ Three-year player at Ole Miss with 29 career starts at left tackle, including all 24 in his sophomore (2017) and junior seasons (2018)
- ▶ According to Pro Football Focus, Little allowed just 26 total pressures and three sacks in 993 pass-blocking snaps over his final two seasons
- ▶ In 2018, named second team All-American by numerous outlets and was on the Outland Trophy Watch List
- ▶ All-SEC First Team
- ▶ Helped block for an Ole Miss offense that ranked fifth in the country in passing offense (346.4)

**PERSONAL:**

- ▶ Attended Allen High School in Allen, Texas, where he blocked for Heisman Trophy winner Kyler Murray and won back-to-back 6A state championships in 2013 and 2014 and a high school national championship in 2014.

**GREG LITTLE'S NFL REGULAR SEASON STATISTICS**

DATE	TEAM	GP	GS
2019	Panthers	4	3
2020	Panthers	10	3
2021	Panthers	0	0
Went from <b>Carolina</b> to <b>Miami</b> .			
2021	Dolphins	0	0
2021	TOTAL	0	0
2022	Dolphins	17	7
<b>NFL TOTALS</b>		<b>31</b>	<b>13</b>

**GREG LITTLE'S NFL POSTSEASON STATISTICS**

DATE	TEAM	GP	GS
2022	Dolphins	1	0
<b>NFL TOTALS</b>		<b>1</b>	<b>0</b>



## 2022 GAME-BY-GAME REGULAR-SEASON STATISTICS (DOLPHINS)

W	DATE	OPPONENT	P/S	W/L	SCORE
01	09/11	Patriots	P	W	20-7
02	09/18	at Ravens	S	W	42-38
03	09/25	Bills	S	W	21-19
04	09/29	at Bengals	S	L	15-27
05	10/09	at Jets	S	L	17-40
06	10/16	Vikings	S	L	16-24
07	10/23	Steelers	P	W	16-10
08	10/30	at Lions	P	W	31-27
09	11/06	at Bears	P	W	35-32
10	11/13	Browns	P	W	39-17
12	11/27	Texans	P	W	30-15
13	12/04	at 49ers	S	L	17-33
14	12/11	at Chargers	P	L	17-23
15	12/17	at Bills	P	L	29-32
16	12/25	Packers	P	L	20-26
17	01/01	at Patriots	P	L	21-23
18	01/08	Jets	S	W	11-6
<b>2022 TOTALS</b>			<b>17-7</b>	<b>9-8</b>	

## 2022 GAME-BY-GAME POSTSEASON STATISTICS (DOLPHINS)

W	DATE	OPPONENT	P/S	W/L	SCORE
01	01/15	at Bills	P	L	31-34
<b>2022 TOTALS</b>			<b>1-0</b>	<b>0-1</b>	



# CORY LITTLETON



**42**  
LINEBACKER

**Ht:** 6-3      **Wt:** 225  
**DOB:** 11/18/1993      **College:** Washington  
**Texans Season:** 1      **NFL Season:** 8  
**Acquired:** UFA-'23

**TRANSACTIONS:** Signed with the Los Angeles Rams as an undrafted rookie on May 4, 2016...Signed restricted free agent tender with Los Angeles on May 20, 2019...Signed with the Las Vegas Raiders on March 25, 2020...Released by Las Vegas on March 15, 2022... Signed with the Carolina Panthers on March 20, 2022...Signed with the Houston Texans as an unrestricted free agent on March 21, 2023.

**HONORS:**

- ✦ All-Pro Second Team (2018)
- ✦ Pro Bowl (2018)

**2022 (Carolina 15/7):**

- ✦ Appeared in 15 games (seven starts) during his first season in Carolina, totaling 44 tackles (25 solo), one tackle for loss, 0.5 sack, two quarterback hits and two passes defended
- ✦ Added three special teams tackles (all solo)
- ✦ Recorded a season-high 10 tackles (six), 0.5 sack and one quarterback hit at the Los Angeles Rams, one of his previous teams (10/16)

**2021 (Las Vegas 17/13, 1/0):**

- ✦ Appeared in all 17 games (13 solo), totaling 95 tackles (50 solo), two tackles for loss, 0.5 sack, two quarterback hits, four passes defended and one fumble recovery
- ✦ Added three special teams tackles (one)
- ✦ Played in Las Vegas' Wild Card game at Cincinnati (1/15/22), totaling four tackles (two solo) and one special teams tackle

**2020 (Las Vegas 14/14):**

- ✦ Started all 14 games he appeared in during his first season in Las Vegas, totaling 79 tackles (54 solo) and four tackles for loss
- ✦ Added three special teams tackles (two)

**2019 (Los Angeles Rams 16/16):**

- ✦ Started all 16 games for the second time in his career, totaling a career-high 134 tackles (78 solo), while tallying six tackles for loss, 3.5 sacks, five quarterback hits, two interceptions, nine passes defended, two forced fumbles and four fumble recoveries
- ✦ In the season-opener at Carolina (9/8), recorded 14 tackles (eight) and intercepted QB Cam Newton, while adding two passes defended, one forced fumble and recovery in the 30–27 road victory
- ✦ During Week 6 vs. San Francisco (10/13), totaled a team-high 14 tackles (nine), one pass defended and recovered a fumble forced on QB Jimmy Garoppolo in the 20–7 loss
- ✦ The following week at Atlanta (10/20), recorded an interception off QB Matt Ryan, while adding three tackles, 1.0 sack, two tackles for loss, one quarterback hit and one pass defended in the 37–10 road victory
- ✦ During Week 10 at Pittsburgh (11/10), totaled a team-high 13 tackles (eight), one tackle for loss, one quarterback hit and a recovered a fumble forced by CB Nickell Robey-Coleman in the 17–12 road loss
- ✦ In the regular-season finale vs. Arizona (12/29), sacked QB Kyler Murray once and recovered a fumble lost by Murray, while adding three tackles, one tackle for loss and one quarterback hit during the 31–24 win

**2018 (Los Angeles Rams 16/16, 3/3):**

- ✦ Helped the Rams to the Super Bowl in 2018 with a Pro Bowl season, totaling 125 tackles (90 solo), a career-high 4.0 sacks, while adding nine tackles for loss, four quarterback hits, three interceptions and 13 passes defended during the regular season
- ✦ Started all three playoff games for the Rams, totaling 29 tackles (22), one tackle for loss, one interception and three passes defended
- ✦ Littleton started in the season-opener at the Raiders (9/10), recording 13 tackles (11), one pass defended and one interception in a 33–13 road victory
- ✦ In Week 3 vs. the Los Angeles Chargers (9/23), totaled 10 tackles (five), one pass defended, while his blocked punt in the end zone that was recovered by CB Blake Countess for a touchdown in a 35–23 win



- During a Week 7 road victory over San Francisco, totaled 10 total tackles (eight), 2.0 sacks, two tackles for loss, one quarterback hit and one pass defended, while recording his first-career safety

## 2017 (Los Angeles Rams 16/4, 1/0):

- Appeared in all 16 games (four starts) for the second time in his career
- During the regular season 31 tackles (19), two tackles for loss, 1.0 sack, three quarterback hits, one interception, four passes defended and one forced fumble
- Added five special teams tackles (four)
- Made his postseason debut in the Wild Card game vs. Atlanta (1/6/2018), totaling one special teams tackle
- Recorded first sack vs. Tennessee (12/24), also tallying seven tackles (three), one tackle for loss, two quarterback hits, one interception and one pass defended
- Totaled a season-high eight tackles vs. San Francisco (12/31)

## 2016 (Los Angeles Rams 16/1):

- Appeared in 16 games (one start) after signing as an undrafted free agent
- Totaled 10 tackles (five) on defense and 10 tackles on special teams
- Made NFL and Rams Debut at San Francisco (9/12)
- Recorded a season-high six tackles at New England (12/4), also tallying two special teams tackles
- Made first NFL start against Atlanta (12/11), totaling one tackle
- Named the Carroll Rosenbloom Memorial Award as the team's rookie of the year

## COLLEGE:

- Played four years at Washington (2012-15), appearing in 49 games
- Registered 178 career tackles (100 solo), 12.0 sacks, six passes defended, three forced fumble and two fumble recoveries
- In 2015, started all 13 games, recording 65 tackles (39), six sacks and two passes defended
- Named honorable mention All-Pac-12
- Finished 10th in the Pac-12 in sacks (six)
- In 2014, played in all 14 games with four starts
- Collected 37 tackles (22), one sack, one forced fumble and one fumble recovery
- In 2013, started all 13 games at defensive end
- Made 62 tackles, five sacks, two passes defended, one forced fumble and one fumble recovery
- In 2012, played in nine games and recorded 14 tackles (six) and one forced fumble

## PERSONAL:

- Attended Mount Miguel High School in Spring Valley, Calif. and played football for coach Tom Karlo
- Named first-team All-CIF San Diego Section and first-team All-East County as both a junior and senior at defensive end
- Named Grossmont Valley League Defensive MVP in 2011
- As a senior, helped Mount Miguel to an 8-2 record and a berth in the quarterfinals of the CIF San Diego Section Division IV playoffs
- Earned Defensive MVP of the Grossmont Valley League as a junior
- Went 8-2-1 as a junior and also reached the section quarterfinals
- Also played basketball

### CORY LITTLETON'S NFL REGULAR SEASON DEFENSIVE STATISTICS

DATE	TEAM	GP	GS	TACKLES								INTERCEPTIONS					FUMBLES					ST				MISC			
				TK	S	A	TFL	YDS	SK	YDS	QBH	NO	YDS	LG	TD	PD	FF	FR	TD	YDS	TK	S	A	FF	FR	S	A		
2016	Rams	16	1	10	5	5	0	0	0.0	0.0	0	0	0	0	0	0	0	0	0	0	0	10	10	0	0	0	0	0	0
2017	Rams	16	4	31	19	12	2	7	1.0	6.0	3	1	2	2	0	4	1	0	0	0	0	5	4	1	0	0	0	0	0
2018	Rams	16	16	125	90	35	9	50	4.0	43.0	4	3	48	22	1	13	0	0	0	0	0	0	0	0	0	0	0	0	0
2019	Rams	16	16	134	78	56	6	42	3.5	25.0	5	2	32	26	0	9	2	4	0	0	16	0	0	0	0	0	0	0	0
2020	Raiders	14	14	79	54	25	4	2	0.0	0.0	0	0	0	0	0	0	0	0	0	0	0	3	2	1	0	0	0	0	0
2021	Raiders	17	13	95	50	45	2	7	0.5	0.5	2	0	0	0	0	4	0	1	0	0	0	3	1	2	0	0	0	0	0
2022	Panthers	15	7	44	25	19	1	4	0.5	2.0	2	0	0	0	0	2	0	0	0	0	0	3	3	0	0	0	0	0	0
<b>NFL TOTALS</b>		<b>110</b>	<b>71</b>	<b>518</b>	<b>321</b>	<b>197</b>	<b>24</b>	<b>112</b>	<b>9.5</b>	<b>76.5</b>	<b>16</b>	<b>6</b>	<b>82</b>	<b>26</b>	<b>1</b>	<b>32</b>	<b>3</b>	<b>5</b>	<b>0</b>	<b>16</b>	<b>24</b>	<b>20</b>	<b>4</b>	<b>0</b>	<b>0</b>	<b>0</b>	<b>0</b>	<b>0</b>	<b>0</b>

### CORY LITTLETON'S NFL POSTSEASON DEFENSIVE STATISTICS

DATE	TEAM	GP	GS	TACKLES								INTERCEPTIONS					FUMBLES					ST				MISC				
				TK	S	A	TFL	YDS	SK	YDS	QBH	NO	YDS	LG	TD	PD	FF	FR	TD	YDS	TK	S	A	FF	FR	S	A			
2017	Rams	1	0	0	0	0	0	0	0.0	0.0	0	0	0	0	0	0	0	0	0	0	0	1	1	0	0	0	0	0	0	0
2018	Rams	3	3	29	22	7	1	2	0.0	0.0	0	1	0	0	0	3	0	0	0	0	0	0	0	0	0	0	0	0	0	0
2021	Raiders	1	0	4	2	2	0	0	0.0	0.0	0	0	0	0	0	0	0	0	0	0	0	1	1	0	0	0	0	0	0	0
<b>NFL TOTALS</b>		<b>5</b>	<b>3</b>	<b>33</b>	<b>24</b>	<b>9</b>	<b>1</b>	<b>2</b>	<b>0.0</b>	<b>0.0</b>	<b>0</b>	<b>1</b>	<b>0</b>	<b>0</b>	<b>0</b>	<b>3</b>	<b>0</b>	<b>0</b>	<b>0</b>	<b>0</b>	<b>0</b>	<b>2</b>	<b>2</b>	<b>0</b>	<b>0</b>	<b>0</b>	<b>0</b>	<b>0</b>	<b>0</b>	<b>0</b>





## SINGLE-GAME HIGHS: DEFENSIVE

<b>Total Tackles</b>	14 vs. San Francisco 49ers, Oct 13, 2019 ...1 more at 14.	<b>Tackles For Loss</b>	3 at San Francisco 49ers, Oct 21, 2018
<b>Solo Tackles</b>	11 at Oakland Raiders, Sep 10, 2018	<b>Interceptions</b>	2 vs. San Francisco 49ers, Dec 30, 2018
<b>Sacks</b>	2.0 at San Francisco 49ers, Oct 21, 2018	<b>Interception Return Yards</b>	41 vs. San Francisco 49ers, Dec 30, 2018
<b>Passes Defensed</b>	2 at Cleveland Browns, Sep 22, 2019 ...6 more at 2.	<b>Safeties</b>	1 at San Francisco 49ers, Oct 21, 2018
<b>Forced Fumbles</b>	1 at Pittsburgh Steelers, Nov 10, 2019 ...2 more at 1.	<b>Special Teams Tackles</b>	2 at Los Angeles Chargers, Oct 04, 2021 ...3 more at 2.
<b>Fumble Recoveries</b>	1 vs. Philadelphia Eagles, Oct 24, 2021 ...4 more at 1.	<b>Longest Opponent's Fumble Return</b>	10 vs. San Francisco 49ers, Oct 13, 2019


## SINGLE-GAME HIGHS - POSTSEASON: DEFENSIVE

<b>Total Tackles</b>	12 at New Orleans Saints, Jan 20, 2019	<b>Tackles For Loss</b>	1 vs. Dallas Cowboys, Jan 12, 2019
<b>Solo Tackles</b>	11 at New Orleans Saints, Jan 20, 2019	<b>Interceptions</b>	1 vs. New England Patriots, Feb 03, 2019
<b>Passes Defensed</b>	2 vs. New England Patriots, Feb 03, 2019	<b>Special Teams Tackles</b>	1 at Cincinnati Bengals, Jan 15, 2022 ...1 more at 1.

## 2022 GAME-BY-GAME REGULAR-SEASON STATISTICS (PANTHERS)

W	DATE	OPPONENT	P/S	TACKLES							INTERCEPTIONS					FUMBLES					ST				MISC		W/L	SCORE				
				TK	S	A	SK	YDS	TFL	YDS	QBH	NO	YDS	LG	TD	PD	FF	FR	TD	YDS	TK	S	A	FF	FR	S			A			
01	09/11	Browns	P	2	1	1	0.0	0.0	0	0	0	0	0	0	0	0	0	0	0	0	0	0	0	0	0	0	0	0	0	0	L	24-26
02	09/18	at Giants	P	2	1	1	0.0	0.0	0	0	0	0	0	0	0	0	0	0	0	0	0	0	0	0	0	0	0	0	0	L	16-19	
03	09/25	Saints	P	3	2	1	0.0	0.0	0	0	0	0	0	0	0	0	0	0	0	0	0	1	1	0	0	0	0	0	0	W	22-14	
04	10/02	Cardinals	P	3	1	2	0.0	0.0	0	0	0	0	0	0	0	0	0	0	0	0	0	0	0	0	0	0	0	0	0	L	16-26	
05	10/09	49ers	S	7	4	3	0.0	0.0	0	0	0	0	0	0	0	0	0	0	0	0	0	0	0	0	0	0	0	0	L	15-37		
06	10/16	at Rams	S	10	6	4	0.5	2.0	0	0	1	0	0	0	0	0	0	0	0	0	0	0	0	0	0	0	0	0	L	10-24		
07	10/23	Buccaneers	P	2	1	1	0.0	0.0	0	0	0	0	0	0	0	1	0	0	0	0	0	0	0	0	0	0	0	0	W	21-3		
08	10/30	at Falcons	S	1	1	0	0.0	0.0	0	0	0	0	0	0	0	0	0	0	0	0	0	0	0	0	0	0	0	0	L	34-37+		
09	11/06	at Bengals	P	1	1	0	0.0	0.0	0	0	0	0	0	0	0	0	0	0	0	0	0	0	0	0	0	0	0	0	L	21-42		
10	11/10	Falcons	S	3	1	2	0.0	0.0	0	0	0	0	0	0	0	0	0	0	0	0	0	1	1	0	0	0	0	0	W	25-15		
11	11/20	at Ravens	S	1	1	0	0.0	0.0	1	4	0	0	0	0	0	0	0	0	0	0	0	0	0	0	0	0	0	0	L	3-13		
12	11/27	Broncos																											W	23-10		
14	12/11	at Seahawks																											W	30-24		
15	12/18	Steelers	P	4	2	2	0.0	0.0	0	0	0	0	0	0	0	0	0	0	0	0	0	0	0	0	0	0	0	0	L	16-24		
16	12/24	Lions	P	1	1	0	0.0	0.0	0	0	0	0	0	0	0	0	0	0	0	0	0	1	1	0	0	0	0	0	W	37-23		
17	01/01	at Buccaneers	S	1	0	1	0.0	0.0	0	0	1	0	0	0	0	0	0	0	0	0	0	0	0	0	0	0	0	0	L	24-30		
18	01/08	at Saints	S	3	2	1	0.0	0.0	0	0	0	0	0	0	0	0	0	0	0	0	0	0	0	0	0	0	0	0	W	10-7		
<b>2022 TOTALS</b>			<b>15-7</b>	<b>44</b>	<b>25</b>	<b>19</b>	<b>0.5</b>	<b>2.0</b>	<b>1</b>	<b>4</b>	<b>2</b>	<b>0</b>	<b>0</b>	<b>0</b>	<b>0</b>	<b>2</b>	<b>0</b>	<b>0</b>	<b>0</b>	<b>0</b>	<b>3</b>	<b>3</b>	<b>0</b>	<b>0</b>	<b>0</b>	<b>0</b>	<b>0</b>	<b>0</b>	<b>7-10</b>			

+ - Overtime



ROY  
LOPEZ

91

DEFENSIVE TACKLE

Ht: 6-2      Wt: 318  
 DOB: 8/7/1997      College: Arizona  
 Texans Season: 3      NFL Season: 3  
 Acquired: 06-'21



**TRANSACTIONS:** Selected by the Houston Texans in the sixth round (195th overall) of the 2021 NFL Draft...Placed on the reserve/COVID-19 list on Dec. 23, 2021...Activated from the reserve/COVID-19 list on Dec. 29, 2021.

**2022 (Houston 17/14):**

- Appeared in 17 games (14 starts) and tallied 36 tackles (20 solo), six tackles for loss, three quarterback hits, one pass defended and one forced in 2022
- Totaled two tackles, 1.0 sack, one tackle for loss and his first career game with multiple quarterback hits (two) vs. Tennessee (10/30)
- Recorded five tackles and his first-career forced safety when he tackled Browns RB Nick Chubb in the end zone vs. Cleveland (12.4)
- Surpassed his rookie season stats in tackles, solo tackles, tackles for loss and passes defended

**2021 (Houston 16/15):**

- Played in 16 games (15 starts) and totaled 31 tackles (19 solo), four tackles for loss, 1.0 sack, two quarterback hits and one fumble recovery
- Appeared in his first NFL game vs. Jacksonville (9/12)
- Made the first start of his career at Cleveland (9/19)
- Registered his first NFL tackle vs. Carolina (9/23)
- Recorded his first career tackle for loss and posted two tackles at Arizona (10/24)
- Notched a career-high three tackles vs. the L.A. Rams (10/31)
- Totaled three tackles (two), his first career sack and first career fumble recovery at Miami (11/7). Sacked QB Jacoby Brissett for a loss of two yards
- Posted two tackles and one tackle for loss at Jacksonville (12/19)
- Notched a career-high five tackles (three) at San Francisco (1/2/22)

**COLLEGE:**

- Played one season (2020) at the University of Arizona in Tucson, Ariz., after transferring from New Mexico State University in Las Cruces, N.M., where he played three seasons (2016-18) and redshirted in 2019
- Played in five games with Arizona totaling 18 tackles (10 solo), 4.0 tackles for loss and 1.0 sack
- Saw action in 40 games with New Mexico State, including four in his redshirt season (2019), accumulating 137 total tackles (43 solo), 20.0 tackles for loss, 8.0 sacks, four pass breakups and three fumble recoveries

**PERSONAL:**

- Attended Mesquite High School in Tempe, Ariz.
- Was a 2015 first team All-State selection and the 2015 Defensive Lineman of the Year by Arizona Varsity Rivals
- Lettered four years in wrestling as a heavy weight, amassing two State Championships and a career record of 113-3
- His father, also Roy, was hired as the head football coach for Mesa (Ariz.) Desert Ridge High School in January of 2021. He previously was twice named the Arizona High School Coach of the Year at Tempe (Ariz.) Marcos de Niza High School

**ROY LOPEZ'S NFL REGULAR SEASON DEFENSIVE STATISTICS**

DATE	TEAM	GP	GS	TACKLES								INTERCEPTIONS					FUMBLES				ST				MISC		
				TK	S	A	TFL	YDS	SK	YDS	QBH	NO	YDS	LG	TD	PD	FF	FR	TD	YDS	TK	S	A	FF	FR	S	A
2021	Texans	16	15	31	19	12	4	5	1.0	2.0	2	0	0	0	0	0	0	1	0	0	0	0	0	0	0	0	0
2022	Texans	17	14	36	20	16	6	14	1.0	7.0	3	0	0	0	0	1	0	0	0	0	0	0	0	0	0	0	
<b>NFL TOTALS</b>		<b>33</b>	<b>29</b>	<b>67</b>	<b>39</b>	<b>28</b>	<b>10</b>	<b>19</b>	<b>2.0</b>	<b>9.0</b>	<b>5</b>	<b>0</b>	<b>0</b>	<b>0</b>	<b>0</b>	<b>1</b>	<b>0</b>	<b>1</b>	<b>0</b>	<b>0</b>	<b>0</b>	<b>0</b>	<b>0</b>	<b>0</b>	<b>0</b>	<b>0</b>	



## SINGLE-GAME HIGHS: DEFENSIVE

**Total Tackles** 5 vs. Cleveland Browns, Dec 04, 2022  
...1 more at 5.

**Solo Tackles** 5 vs. Cleveland Browns, Dec 04, 2022

**Sacks** 1.0 at Miami Dolphins, Nov 07, 2021

**Fumble Recoveries** 1 at Miami Dolphins, Nov 07, 2021

**Tackles For Loss** 1 vs. Jacksonville Jaguars, Jan 01, 2023  
...9 more at 1.

**Safeties** 1 vs. Cleveland Browns, Dec 04, 2022

## 2022 GAME-BY-GAME REGULAR-SEASON STATISTICS (TEXANS)

W	DATE	OPPONENT	P/S	TACKLES							INTERCEPTIONS					FUMBLES				ST				MISC		W/L	SCORE		
				TK	S	A	SK	YDS	TFL	YDS	QBH	NO	YDS	LG	TD	PD	FF	FR	TD	YDS	TK	S	A	FF	FR			S	A
01	09/11	Colts	S	3	0	3	0.0	0.0	0	0	0	0	0	0	0	0	0	0	0	0	0	0	0	0	0	0	0	T	20-20
02	09/18	at Broncos	S	1	1	0	0.0	0.0	0	0	1	0	0	0	0	1	0	0	0	0	0	0	0	0	0	0	L	9-16	
03	09/25	at Bears	S	2	1	1	0.0	0.0	0	0	0	0	0	0	0	0	0	0	0	0	0	0	0	0	0	0	L	20-23	
04	10/02	Chargers	S	3	2	1	0.0	0.0	1	1	0	0	0	0	0	0	0	0	0	0	0	0	0	0	0	0	L	24-34	
05	10/09	at Jaguars	S	2	1	1	0.0	0.0	0	0	0	0	0	0	0	0	0	0	0	0	0	0	0	0	0	0	W	13-6	
07	10/23	at Raiders	S	0	0	0	0.0	0.0	0	0	0	0	0	0	0	0	0	0	0	0	0	0	0	0	0	0	L	20-38	
08	10/30	Titans	P	2	2	0	1.0	7.0	1	7	2	0	0	0	0	0	0	0	0	0	0	0	0	0	0	0	L	10-17	
09	11/03	Eagles	P	0	0	0	0.0	0.0	0	0	0	0	0	0	0	0	0	0	0	0	0	0	0	0	0	0	L	17-29	
10	11/13	at Giants	P	2	1	1	0.0	0.0	0	0	0	0	0	0	0	0	0	0	0	0	0	0	0	0	0	0	L	16-24	
11	11/20	Commanders	S	2	2	0	0.0	0.0	1	4	0	0	0	0	0	0	0	0	0	0	0	0	0	0	0	0	L	10-23	
12	11/27	at Dolphins	S	2	0	2	0.0	0.0	0	0	0	0	0	0	0	0	0	0	0	0	0	0	0	0	0	0	L	15-30	
13	12/04	Browns	S	5	5	0	0.0	0.0	1	1	0	0	0	0	0	0	0	0	0	0	0	0	0	0	0	0	L	14-27	
14	12/11	at Cowboys	S	4	1	3	0.0	0.0	0	0	0	0	0	0	0	0	0	0	0	0	0	0	0	0	0	0	L	23-27	
15	12/18	Chiefs	S	0	0	0	0.0	0.0	0	0	0	0	0	0	0	0	0	0	0	0	0	0	0	0	0	0	L	24-30+	
16	12/24	at Titans	S	4	2	2	0.0	0.0	1	1	0	0	0	0	0	0	0	0	0	0	0	0	0	0	0	0	W	19-14	
17	01/01	Jaguars	S	1	1	0	0.0	0.0	1	0	0	0	0	0	0	0	0	0	0	0	0	0	0	0	0	0	L	3-31	
18	01/08	at Colts	S	3	1	2	0.0	0.0	0	0	0	0	0	0	0	0	0	0	0	0	0	0	0	0	0	0	W	32-31	
<b>2022 TOTALS</b>			<b>17-14</b>	<b>36</b>	<b>20</b>	<b>16</b>	<b>1.0</b>	<b>7.0</b>	<b>6</b>	<b>14</b>	<b>3</b>	<b>0</b>	<b>0</b>	<b>0</b>	<b>0</b>	<b>1</b>	<b>0</b>	<b>0</b>	<b>0</b>	<b>0</b>	<b>0</b>	<b>0</b>	<b>0</b>	<b>0</b>	<b>0</b>	<b>0</b>	<b>0</b>	<b>3-13-1</b>	

+ - Overtime



JACOB  
MARTIN

45  
DEFENSIVE END

Ht: 6-2      Wt: 242  
DOB: 12/11/1995      College: Temple  
Texans Season: 5      NFL Season: 6  
Acquired: FA-'23



**TRANSACTIONS:** Selected by the Seattle Seahawks in the sixth round (186th overall) of the 2018 NFL Draft...Acquired via trade by the Houston Texans from the Seahawks on Aug. 31, 2019...Placed on the reserve/COVID-19 list on Dec. 20, 2021...Activated on Dec. 25, 2021...Signed with the New York Jets as an unrestricted free agent on March 18, 2022...Acquired via trade by the Denver Broncos from the Jets on November 1, 2022...Signed with the Houston Texans as a free agent on May 22, 2023.

**2022 (New York Jets 8/0, Denver Broncos 5/0):**

- ✔ Posted 14 total tackles, including 2.5 sacks and two tackles for loss. Also recorded five quarterback hits and one forced fumble

**2021 (Houston 17/14):**

- ✔ Posted career highs in games played (17), starts (14), tackles (23 total, 11 solo), tackles for loss (five), sacks (4.0) and passes defended (three), also tallying six quarterback hits
- ✔ Notched a 10-yard sack on QB Baker Mayfield at Cleveland (9/19), giving him 10.5 total career sacks
- ✔ Made his first start of the season (second of his career) vs. Carolina (9/23), recording three tackles (one) and a tackle for loss
- ✔ Recorded one tackle, one quarterback hit and one tackle for loss vs. New England (10/10)
- ✔ Finished with a season-high four tackles (two), one tackle for loss and one pass defended at Arizona (10/24). Tackled QB Kyler Murray for a safety in the first quarter to give the Texans a 2-0 lead
- ✔ Notched three tackles (two), 1.0 sack, two quarterback hits and one forced fumble at Miami (11/7)
- ✔ Tallied two tackles (one), one quarterback hit, one tackle for loss and one forced fumble at Tennessee (11/21). Strip-sacked QB Ryan Tannehill in the fourth quarter, marking his second consecutive game with 1.0 sack
- ✔ Finished with two tackles (one), one sack, a quarterback hit and a tackle for loss vs. the N.Y. Jets (11/28). Sacked QB Zach Wilson for a loss of nine yards. Registered at least 1.0 sack in his third consecutive game, tied for the longest sack streak of his career
- ✔ Shared a tackle for a loss of three yards with S Justin Reid on RB Elijah Mitchell in the first quarter, forcing a turnover on downs at San Francisco (1/2/22)

**2020 (Houston 14/1):**

- ✔ Played in 14 games (one start) and totaled 20 tackles (13 solo), 3.0 sacks, three tackles for loss, three quarterback hits, one pass defended, one forced fumble and one fumble recovery
- ✔ Recorded an opening drive sack of Chiefs QB Patrick Mahomes for the first opening drive sack by a Texans player since he did so vs. Indianapolis (11/21/19) last season
- ✔ Forced a strip-sack of Jaguars QB Gardner Minshew II vs. Jacksonville (10/11) and finished the game with three total tackles (two), 1.0 sack, one quarterback hit and one forced fumble
- ✔ Finished with one solo tackle and a fumble recovery, which was the second of his NFL career Tennessee (10/18)
- ✔ Notched his first career pass defended at Detroit (11/26)
- ✔ Logged his third sack of the season vs. Indianapolis (12/6) and became the sixth NFL player since 2015 with at least 3.0 sacks and a forced fumble in each of his first three seasons
- ✔ Finished with four total tackles (three) and recorded one tackle for loss in his first career start vs. Cincinnati (12/27)

**2019 (Houston 14/0, 2/0):**

- ✔ Played in 14 regular season games in his first season with the Texans after being acquired from the Seahawks prior to Week 1
- ✔ Finished with 11 total tackles (six), three tackles for loss, 3.5 sacks, seven quarterback hits and one forced fumble
- ✔ Appeared in both postseason contests and tallied two tackles, including two tackles for loss, 1.0 sack, two quarterback hits and a fumble recovery
- ✔ Made his Texans debut in the season opener at New Orleans (9/9) and recorded one tackle and one quarterback hit
- ✔ Posted one tackle in the win over Jacksonville in London (11/3) and forced a fumble by Jaguars QB Gardner Minshew II in the fourth quarter for his first forced fumble of the season



- Notched his first sack as a member of the Texans vs. Indianapolis (11/21), bringing down Colts QB Jacoby Brissett on third down for a loss of eight yards
- Recorded three total tackles (one), 1.5 sacks, three quarterback hits and one tackle for loss vs. New England (12/1), setting single-game career highs in total tackles and quarterback hits while tying his career high in tackles for loss. Recorded a sack in consecutive games for the first time in his NFL career (2018-19)
- Recorded one tackle, 1.0 sack, one tackle for loss and one quarterback hit vs. Denver (12/8), notching a sack in three consecutive games for the first time in his NFL career
- Logged one tackle, 1.0 sack for 19 yards, one fumble recovery, one tackle for loss and two quarterback hits in the win over Buffalo in the Wild Card Round (1/4/20). Became the first player in Texans history to record a sack and fumble recovery in the same playoff game
- Posted one tackle and one tackle for loss in the Divisional Round at Kansas City (1/12/20)

## 2018 (Seattle 16/0, 1/0):

- Played in all 16 games for the Seahawks as a reserve linebacker and finished his rookie season with six tackles (five solo), two tackles for loss, 3.0 sacks, eight quarterback hits, two forced fumbles and a fumble recovery. Added four tackles on special teams
- His 3.0 sacks on the season tied for third on the team and his eight quarterback hits tied for fourth
- Saw action in the Wild Card Round vs. Dallas (1/5/19) and recorded three tackles on defense and one tackle on special teams
- Recorded his second strip-sack of the season in the final game vs. Arizona (12/30), bringing down QB Josh Rosen and forcing a fumble that led to a Seahawks touchdown on the ensuing drive. Also added two tackles in the contest
- Posted his first-career strip-sack vs. Minnesota (12/10), bringing down QB Kirk Cousins in the fourth quarter and forcing a fumble that was recovered in the end zone by the Seahawks for a touchdown
- Notched the first sack of his career vs. Green Bay (11/15), bringing down QB Aaron Rodgers for a loss of five yards
- Recorded his first-career fumble recovery vs. Oakland (10/14), scooping up the ball lost by QB Derek Carr after a sack

## COLLEGE:

- Played four seasons (2014-17) at Temple University in Philadelphia and played in 50 games (15 starts) over his career with the Owls
- Racked up 80 tackles (42 solo), 17.5 tackles for loss, 11.5 sacks, two passes defended, two forced fumbles and four fumble recoveries (one returned for a touchdown) over his collegiate career
- Selected second-team All-American Athletic Conference as a senior

## PERSONAL:

- Attended Cherokee Trail (Colo.) High School, where he posted 44 tackles, eight tackles for loss and 5.5 sacks as a senior
- His brother, Josh Martin, played linebacker for the Kansas City Chiefs, Tampa Bay Buccaneers, Indianapolis Colts, New York Jets and New Orleans Saints over an eight-year career

### JACOB MARTIN'S NFL REGULAR SEASON DEFENSIVE STATISTICS

DATE	TEAM	GP	GS	TACKLES								INTERCEPTIONS					FUMBLES				ST				MISC			
				TK	S	A	TFL	YDS	SK	YDS	QBH	NO	YDS	LG	TD	PD	FF	FR	TD	YDS	TK	S	A	FF	FR	S	A	
2018	Seahawks	16	0	6	5	1	2	6	3.0	12.0	8	0	0	0	0	0	2	1	0	0	4	3	1	0	0	0	0	
2019	Texans	14	0	11	6	5	3	25	3.5	27.0	7	0	0	0	0	0	1	0	0	0	0	0	0	0	1	0	0	
2020	Texans	14	1	20	13	7	3	20	3.0	16.0	3	0	0	0	0	1	1	1	0	0	0	0	0	0	0	0	0	
2021	Texans	17	14	23	11	12	5	22	4.0	25.0	6	0	0	0	0	3	2	0	0	0	0	0	0	0	0	0	0	
2022	Jets	8	0	8	3	5	0	0	1.5	8.0	4	0	0	0	0	0	1	0	0	0	0	0	0	0	0	0	0	
Went from N.Y. Jets to Denver.																												
2022	Broncos	1	0	6	4	2	2	11	1.0	11.0	1	0	0	0	0	0	0	0	0	0	0	0	0	0	0	0	0	0
2022	TOTAL	9	0	14	7	7	2	11	2.5	19.0	5	0	0	0	0	1	0	0	0	0	0	0	0	0	0	0	0	
NFL TOTALS		70	15	74	42	32	15	84	16.0	99.0	29	0	0	0	0	4	7	2	0	0	4	3	1	0	1	0	0	

### JACOB MARTIN'S NFL POSTSEASON DEFENSIVE STATISTICS

DATE	TEAM	GP	GS	TACKLES								INTERCEPTIONS					FUMBLES				ST				MISC		
				TK	S	A	TFL	YDS	SK	YDS	QBH	NO	YDS	LG	TD	PD	FF	FR	TD	YDS	TK	S	A	FF	FR	S	A
2018	Seahawks	1	0	3	1	2	0	0	0.0	0.0	0	0	0	0	0	0	0	0	0	0	1	1	0	0	0	0	0
2019	Texans	2	0	2	2	0	2	22	1.0	19.0	2	0	0	0	0	0	1	0	0	0	0	0	0	0	0	0	
NFL TOTALS		3	0	5	3	2	2	22	1.0	19.0	2	0	0	0	0	0	1	0	0	0	1	1	0	0	0	0	

# PLAYER BIOS



## SINGLE-GAME HIGHS: DEFENSIVE

<b>Total Tackles</b>	4 at Arizona Cardinals, Oct 24, 2021 ...1 more at 4.	<b>Fumble Recoveries</b>	1 at Tennessee Titans, Oct 18, 2020 ...1 more at 1.
<b>Solo Tackles</b>	3 vs. Cincinnati Bengals, Dec 27, 2020	<b>Tackles For Loss</b>	1 vs. New York Jets, Nov 28, 2021 ...12 more at 1.
<b>Sacks</b>	1.5 vs. New England Patriots, Dec 01, 2019	<b>Safeties</b>	1 at Arizona Cardinals, Oct 24, 2021
<b>Passes Defensed</b>	1 vs. Tennessee Titans, Jan 09, 2022 ...3 more at 1.	<b>Special Teams Tackles</b>	1 at San Francisco 49ers, Dec 16, 2018 ...3 more at 1.
<b>Forced Fumbles</b>	1 at Tennessee Titans, Nov 21, 2021 ...5 more at 1.	<b>Special Teams Fumble Recoveries</b>	1 vs. Indianapolis Colts, Nov 21, 2019

## SINGLE-GAME HIGHS - POSTSEASON: DEFENSIVE

<b>Total Tackles</b>	3 at Dallas Cowboys, Jan 05, 2019	<b>Fumble Recoveries</b>	1 vs. Buffalo Bills, Jan 04, 2020
<b>Solo Tackles</b>	1 at Kansas City Chiefs, Jan 12, 2020 ...2 more at 1.	<b>Tackles For Loss</b>	1 at Kansas City Chiefs, Jan 12, 2020 ...1 more at 1.
<b>Sacks</b>	1.0 vs. Buffalo Bills, Jan 04, 2020	<b>Special Teams Tackles</b>	1 at Dallas Cowboys, Jan 05, 2019

## 2022 GAME-BY-GAME REGULAR-SEASON STATISTICS (JETS/BRONCOS)

W	DATE	OPPONENT	P/S	TACKLES						INTERCEPTIONS						FUMBLES						ST				MISC				W/L	SCORE					
				TK	S	A	SK	YDS	TFL	YDS	QBH	NO	YDS	LG	TD	PD	FF	FR	TD	YDS	TK	S	A	FF	FR	S	A									
01	09/11	Ravens	P	3	0	3	0.5	1.0	0	0	1	0	0	0	0	0	0	0	0	0	0	0	0	0	0	0	0	0	0	0	0	0	0	0	L	9-24
02	09/18	at Browns	P	2	1	1	0.0	0.0	0	0	0	0	0	0	0	0	0	0	0	0	0	0	0	0	0	0	0	0	0	0	0	0	0	0	W	31-30
03	09/25	Bengals	P	0	0	0	0.0	0.0	0	0	0	0	0	0	0	0	0	0	0	0	0	0	0	0	0	0	0	0	0	0	0	0	0	L	12-27	
04	10/02	at Steelers	P	1	1	0	0.0	0.0	0	0	1	0	0	0	0	0	0	0	0	0	0	0	0	0	0	0	0	0	0	0	0	0	0	W	24-20	
05	10/09	Dolphins	P	0	0	0	0.0	0.0	0	0	0	0	0	0	0	0	0	0	0	0	0	0	0	0	0	0	0	0	0	0	0	0	0	W	40-17	
06	10/16	at Packers	P	0	0	0	0.0	0.0	0	0	1	0	0	0	0	0	0	0	0	0	0	0	0	0	0	0	0	0	0	0	0	0	0	W	27-10	
07	10/23	at Broncos	P	1	0	1	0.0	0.0	0	0	0	0	0	0	0	0	0	0	0	0	0	0	0	0	0	0	0	0	0	0	0	0	0	W	16-9	
08	10/30	Patriots	P	1	1	0	1.0	7.0	0	0	1	0	0	0	0	0	1	0	0	0	0	0	0	0	0	0	0	0	0	0	0	0	0	L	17-22	
09	11/06	Bills		DID NOT PLAY																							W	20-17								
				Went from <b>Jets</b> to <b>Broncos</b> .																																
10	11/13	at Titans	P	1	1	0	1.0	11.0	1	11	1	0	0	0	0	0	0	0	0	0	0	0	0	0	0	0	0	0	0	0	0	0	L	10-17		
				Went from <b>Broncos</b> to <b>Jets</b> .																																
11	11/20	at Patriots		DID NOT PLAY																							L	3-10								
12	11/27	Bears		DID NOT PLAY																							W	31-10								
13	12/04	at Vikings		DID NOT PLAY																							L	22-27								
14	12/11	at Bills		DID NOT PLAY																							L	12-20								
15	12/18	Lions		DID NOT PLAY																							L	17-20								
16	12/22	Jaguars		DID NOT PLAY																							L	3-19								
17	01/01	at Seahawks		DID NOT PLAY																							L	6-23								
18	01/08	at Dolphins		DID NOT PLAY																							L	6-11								
<b>2022 TOTALS</b>			<b>9-0</b>	<b>9</b>	<b>4</b>	<b>5</b>	<b>2.5</b>	<b>19.0</b>	<b>1</b>	<b>11</b>	<b>5</b>	<b>0</b>	<b>0</b>	<b>0</b>	<b>0</b>	<b>0</b>	<b>1</b>	<b>0</b>	<b>0</b>	<b>0</b>	<b>0</b>	<b>0</b>	<b>0</b>	<b>0</b>	<b>0</b>	<b>0</b>	<b>0</b>	<b>0</b>	<b>0</b>	<b>0</b>	<b>0</b>	<b>0</b>	<b>7-11</b>			



SHAQ  
MASON

69  
GUARD

Ht: 6-1

DOB: 8/28/1993

Texans Season: 1

Acquired: T-'23

Wt: 310

College: Georgia Tech

NFL Season: 9



**TRANSACTIONS:** Selected by the New England Patriots in the fourth round (131st overall) of the 2015 NFL Draft...Resigned with New England on August 27, 2018...Placed on reserve/COVID-19 list on October 17, 2020 and activated on October 21...Acquired via trade by the Tampa Bay Buccaneers from the Patriots on March 15, 2022...Acquired via trade by the Houston Texans from the Buccaneers on March 15, 2022...Re-signed with the Houston Texans on May 10, 2023.

**2022 (Tampa Bay 17/17, 1/1):**

- ✔ Started every game for a Tampa Bay offense that allowed the fewest sacks throughout the regular season (22.0)
- ✔ Started at right guard in the season opener at Dallas (9/11), contributing to an offensive line that manufactured 152 rushing yards and 4.6 yards per carry
- ✔ Started at right guard in Week 10 vs. Seattle (11/13), contributing to an offensive line that did not allow a sack and produced a then-season-high 161 rushing yards
- ✔ Started at right guard in Week 17 vs. Carolina (1/1/23) and contributed to an offensive line that produced season highs with 478 yards of total offense and 411 net passing yards
- ✔ Helped the team win the NFC South and started in the Wild Card game vs. Dallas (1/16/23)

**2021 (New England 15/15, 1/1):**

- ✔ Started 15 games for New England during the regular season in addition to the team's Super Wild Card Round game vs. Buffalo (1/15), as the right guard
- ✔ Missed Weeks 5-6 due to injury
- ✔ Started on the offensive line in Week 10 when the Patriots rushed for 184 yards vs. Cleveland (11/14)
- ✔ Contributed key blocks at Buffalo (12/6) to help lead the team to a season-high 222 rushing yards
- ✔ Helped the Patriots rushing attack to 181 yards and four touchdowns in Week 17 vs. Jacksonville (1/2), while not allowing a sack

**2020 (New England 13/13):**

- ✔ Started 13 games for a New England offense that ranked fourth in rushing (146.6 yards per game)
- ✔ Selected to the New England Patriots 2010s All-Decade Team at guard

**2019 (New England 15/15, 1/1):**

- ✔ Started 15 games for a New England offense that ranked seventh in scoring (26.3 points per game) and tied for fifth in fewest sacks allowed (28.0)
- ✔ Helped the team to its 11th consecutive AFC East title with an 11-5 record
- ✔ Started New England's Wild Card game vs. Tennessee (1/4/20)

**2018 (New England 14/14, 3/3):**

- ✔ Started 14 games at right guard in 2018, missing two with a calf injury
- ✔ Given a grade of 82.1 by Pro Football Focus in the regular season, the highest grade of any guard in the league
- ✔ Contributed to an offense that finished in the top 10 in total offense
- ✔ Played every offensive snap in Super Bowl LIII as the Patriots defeated the Los Angeles Rams 13-3 (2/3/19)

**2017 (New England 16/16, 3/3):**

- ✔ Started all 16 games at right guard for the Patriots
- ✔ Contributed to an offense that finished in the top 10 in total offense
- ✔ Started in Super Bowl LII that the Patriots lost 41-33 to the Philadelphia Eagles (2/4/18)

**2016 (New England 16/15, 3/3):**

- ✔ Broke hand during the preseason and did not start in the season opener vs. Arizona (9/11) but split time at right guard throughout the season
- ✔ Contributed to an offense that finished in the top 10 in total offense



- Part of the Patriots team that won Super Bowl LI as New England defeated the Atlanta Falcons by a score of 34–28 in overtime (2/5/17)

## 2015 (New England 14/10, 2/2):

- Appeared in 14 games with 10 starts for the Patriots as a rookie during the regular season
- Contributed to an offense that finished in the top 10 in total offense
- Made his postseason debut vs. Kansas City (1/16/16)

## COLLEGE:

- Played four seasons (2011-14) at Georgia Tech in Atlanta, Ga.
- Played 11 games as a true freshman in 2011
- From 2012 to 2014, started in 39 of the Yellow Jackets' 41 games, including every game as a junior and senior
- As a senior in 2014, earned first-team All-ACC and first-team All-America honors after starting for an offense that led the nation in rushing offense (342.1 yards per game) and fewest sacks allowed (0.79 sacks per game)

## PERSONAL:

- Born Aug. 28, 1993, in Columbia, Tenn.
- Played four seasons at Columbia Central High School for coach Vance Belew where he served two years as a team captain playing left tackle and defensive tackle
- Helped Columbia Central to runner-up finish in Tennessee 5A playoffs in 2009 and state championship in 2010
- Named all-state and all-district in 2009 and 2010
- Selected to play in the Tennessee East-West All-Star Game
- Full name is Shaquille Olajuwon Mason, but goes by "Shaq"
- Parents are Steve Mason and Alicia McGuire and has one sibling, Dee James
- Began playing football at age six
- Majored in business administration at Georgia Tech

### SHAQ MASON'S NFL REGULAR SEASON STATISTICS

DATE	TEAM	GP	GS
2015	Patriots	14	10
2016	Patriots	16	15
2017	Patriots	16	16
2018	Patriots	14	14
2019	Patriots	15	15
2020	Patriots	13	13
2021	Patriots	15	15
2022	Buccaneers	17	17
<b>NFL TOTALS</b>		<b>120</b>	<b>115</b>

### SHAQ MASON'S NFL POSTSEASON STATISTICS

DATE	TEAM	GP	GS
2015	Patriots	2	2
2016	Patriots	3	3
2017	Patriots	3	3
2018	Patriots	3	3
2019	Patriots	1	1
2021	Patriots	1	1
2022	Buccaneers	1	1
<b>NFL TOTALS</b>		<b>14</b>	<b>14</b>





## 2022 GAME-BY-GAME REGULAR-SEASON STATISTICS (BUCCANEERS)

W	DATE	OPPONENT	P/S	W/L	SCORE
01	09/11	at Cowboys	S	W	19-3
02	09/18	at Saints	S	W	20-10
03	09/25	Packers	S	L	12-14
04	10/02	Chiefs	S	L	31-41
05	10/09	Falcons	S	W	21-15
06	10/16	at Steelers	S	L	18-20
07	10/23	at Panthers	S	L	3-21
08	10/27	Ravens	S	L	22-27
09	11/06	Rams	S	W	16-13
10	11/13	Seahawks	S	W	21-16
12	11/27	at Browns	S	L	17-23+
13	12/05	Saints	S	W	17-16
14	12/11	at 49ers	S	L	7-35
15	12/18	Bengals	S	L	23-34
16	12/25	at Cardinals	S	W	19-16+
17	01/01	Panthers	S	W	30-24
18	01/08	at Falcons	S	L	17-30
<b>2022 TOTALS</b>			<b>17-17</b>	<b>8-9</b>	

+ - Overtime

## 2022 GAME-BY-GAME POSTSEASON STATISTICS (BUCCANEERS)

W	DATE	OPPONENT	P/S	W/L	SCORE
01	01/16	Cowboys	S	L	14-31
<b>2022 TOTALS</b>			<b>1-1</b>	<b>0-1</b>	



# JESSE MATTHEWS



**41**  
WIDE RECEIVER

**Ht:** 6-0      **Wt:** 190  
**DOB:** 8/12/1999      **College:** San Diego State  
**Texans Season:** R      **NFL Season:** R  
**Acquired:** CFA-'23


**TRANSACTIONS:** Signed with the Houston Texans as an undrafted free agent on May 11, 2023.

**COLLEGE:**

- ✦ Played four seasons (2019-22) at San Diego State, where he appeared in 48 games and caught 174 passes for 2,109 yards and 15 touchdowns
- ✦ One of 27 players in program history with at least five 100-yard receiving games
- ✦ Ranked eighth all-time at SDSU in catches (174), 13th in receiving yards (2,109) and tied for 14th in receiving touchdowns (15)
- ✦ In three career bowl games, he totaled 21 receptions for 385 yards and four touchdowns, twice winning offensive MVP honors (shared the award with Jordan Byrd at the 2019 New Mexico Bowl and won the 2021 Frisco Bowl)

**PERSONAL:**

- ✦ Son of Tom and Jessica Matthews
- ✦ Majored in communication
- Two-year letter winner at nearby Christian High School in El Cajon, Calif
- ✦ Helped the Patriots to a 8-3 record as a senior, including a 3-1 league mark



# JOHN METCHIE III



8

WIDE RECEIVER

Ht: 5-11      Wt: 187  
 DOB: 7/18/2000      College: Alabama  
 Texans Season: 1      NFL Season: 1  
 Acquired: D2b-'22

**TRANSACTIONS:** Selected by the Houston Texans in the second round (44th overall) of the 2022 NFL Draft...Placed on the active/non-football illness list on July 24, 2022.

**2022 Houston (0/0)**

- Spent the entire season on the Reserve/NFILL list, getting treatment for a form of leukemia

**COLLEGE:**

- Played three seasons (2019-21) at the University of Alabama in Tuscaloosa, Ala., where he played in 39 games and recorded 155 receptions for 2,081 receiving yards (13.5 avg.) and 14 touchdowns

**2021 (Alabama):**

- Played in 13 games and tallied 96 receptions for 1,142 receiving yards (11.9 avg.) and eight touchdowns
- Led Alabama and ranked second in the SEC with 96 receptions prior to suffering a season-ending knee injury in the SEC Championship Game vs. Georgia (12/4)
- Earned All-SEC second-team honors from the Associated Press and the league's coaches
- Recorded two touchdowns and 121 receiving yards vs. Tennessee (10/23)
- Notched a season-high 173 receiving yards and one touchdown vs. Arkansas (11/20)
- Posted a career-high 13 receptions for 150 yards at Auburn (11/27)

**2020 (Alabama):**

- Appeared in 13 games and totaled 916 receiving yards and six touchdowns with 55 receptions (16.7 avg.)
- Converted a first down or scored a touchdown on 35 of his 55 receptions as a sophomore
- Led all wide receivers with 181 receiving yards and two touchdowns with five receptions vs. Texas A&M (10/3)

**2019 (Alabama):**

- Saw action in 13 games and registered four catches for 23 yards
- Made his first career reception for a five-yard gain vs. Duke (8/31)

**PERSONAL:**

- Attended St. James School in Hagerstown, Md., and recorded 42 touchdowns along with over 1,300 rushing yards and 2,500 receiving yards before transferring to Peddie School in Hightstown, N.J.
- Ranked by ESPN.com as the No. 39 player in the East Region and the No. 7 player from New Jersey while earning four-star ratings
- Was born in Taiwan before moving to Ghana and eventually to Canada from the age of six until high school

**JOHN METCHIE III'S NFL REGULAR SEASON RUSHING/RECEIVING STATISTICS**

DATE	TEAM	GP	GS	RECEIVING					RUSHING				
				NO.	YDS.	AVG.	LG	TD	NO.	YDS.	AVG.	LG	TD
2022	Texans	0	0	0	0	0.0	0	0	0	0	0.0	0	0
<b>NFL TOTALS</b>		<b>0</b>	<b>0</b>	<b>0</b>	<b>0</b>	<b>0.0</b>	<b>0</b>	<b>0</b>	<b>0</b>	<b>0</b>	<b>0.0</b>	<b>0</b>	<b>0</b>



## JOHN METCHIE III'S NFL REGULAR SEASON RETURN STATISTICS

DATE	TEAM	KICKOFF RETURNS					PUNT RETURNS					
		RET.	YDS.	AVG.	LG	TD	NO.	FC	YDS.	AVG.	LG	TD
2022	Texans	0	0	0.0	0	0	0	0	0	0.0	0	0
<b>NFL TOTALS</b>		<b>0</b>	<b>0</b>	<b>0.0</b>	<b>0</b>	<b>0</b>	<b>0</b>	<b>0</b>	<b>0</b>	<b>0.0</b>	<b>0</b>	<b>0</b>

## 2022 GAME-BY-GAME REGULAR-SEASON STATISTICS (TEXANS)

W	DATE	OPPONENT	P/S	RECEIVING					RUSHING					W/L/T	SCORE
				NO.	YDS.	AVG.	LG	TD	NO.	YDS.	AVG.	LG	TD		
	01 09/11	Colts												T	20-20
	02 09/18	at Broncos												L	9-16
	03 09/25	at Bears												L	20-23
	04 10/02	Chargers												L	24-34
	05 10/09	at Jaguars												W	13-6
	07 10/23	at Raiders												L	20-38
	08 10/30	Titans												L	10-17
	09 11/03	Eagles												L	17-29
	10 11/13	at Giants												L	16-24
	11 11/20	Commanders												L	10-23
	12 11/27	at Dolphins												L	15-30
	13 12/04	Browns												L	14-27
	14 12/11	at Cowboys												L	23-27
	15 12/18	Chiefs												L	24-30+
	16 12/24	at Titans												W	19-14
	17 01/01	Jaguars												L	3-31
	18 01/08	at Colts												W	32-31
<b>2022 TOTALS</b>			<b>0-0</b>	<b>0</b>	<b>0</b>	<b>0.0</b>	<b>0</b>	<b>0</b>	<b>0</b>	<b>0</b>	<b>0.0</b>	<b>0</b>	<b>0</b>	<b>3-13-1</b>	

+ - Overtime



DAVIS  
MILLS

10  
QUARTERBACK

Ht: 6-4      Wt: 225  
 DOB: 10/21/1998      College: Stanford  
 Texans Season: 3      NFL Season: 3  
 Acquired: D3a-'21



**TRANSACTIONS:** Selected by the Houston Texans in the third round (67th overall) of the 2021 NFL Draft.

**2022 (Houston 15/15):**

- ✔ Threw for a career high 3,118 yards and 17 touchdowns, completing 292-of-479 passes during the season
- ✔ Started the season opener vs. Indianapolis, passing for 240 yards and two touchdowns (9/11)
- ✔ Surpassed the 3,000 yard passing mark at Denver (9/18), becoming the second fastest quarterback in franchise history to do so
- ✔ Passed for 302 yards at Las Vegas (10/23), which marked the fifth time he's gone over 300 passing yards in his career
- ✔ Also surpassed 4,000 career passing yards at Las Vegas (10/23) in his 19th career game
- ✔ Passed for a season-high 319 yards at the New York Giants (11/13), going over 300 passing yards for the sixth time in his career
- ✔ Accounted for three touchdowns (two passing, one rushing) vs. Kansas City (12/18), the third time in his career he has recorded three total touchdowns
- ✔ Threw for 298 yards and three touchdowns at Indianapolis (1/8/23), leading the team on an improbable final drive which ended in a touchdown pass to TE Jordan Akins

**2021 (Houston 13/11):**

- ✔ Played in 13 games (11 starts) and completed 263-of-394 passes (66.8 percent) for 2,664 yards, the most by a rookie in Texans history, 16 passing touchdowns, 10 interceptions and a passer rating of 88.8
- ✔ Ranks third in NFL history among all rookie quarterbacks with a completion percentage of 66.8 percent
- ✔ Recorded three games with a passer rating of 125.0 or higher, tied for the second-most among rookie quarterbacks since the 1970 AFL-NFL merger
- ✔ Made his NFL debut in place of injured QB Tyrod Taylor, completing 8-of-18 passes (44.4 percent) for 102 yards, one touchdown and one interception at Cleveland (9/19). Completed his first career touchdown pass to WR Brandin Cooks.
- ✔ Made his first career start vs. Carolina (9/23) and completed 19-of-28 passes (67.9 percent) for 168 yards and a touchdown, posting a 95.5 passer rating
- ✔ Completed 21-of-29 passes (72.4 percent) and threw for 313 yards, three touchdowns and a career-high passer rating of 141.7 vs. New England (10/10). Became the first rookie quarterback in NFL history to finish a game with 300-plus passing yards, three-plus passing touchdowns and a passer rating of 140.0 or higher
- ✔ Completed 29-of-38 passes (76.3 percent) and threw for 310 yards, two touchdowns and a passer rating of 106.2 vs. the L.A. Rams (10/31)
- ✔ Threw for a career-high 331 yards vs. Seattle (12/12). Completed 33-of-49 passes (67.3 percent) for one touchdown and a 93.2 rating. Completed a franchise-record 14 consecutive passes to open the game, marking the most consecutive pass completions to start a game by a rookie quarterback since at least the 1991 season
- ✔ Passed for 254 yards, completing 21-of-27 passes (77.8 percent) for two touchdowns and a 130.6 passer rating, the second-highest rating of his career vs. the L.A. Chargers (12/26). Joined David Carr as the only rookie quarterbacks in Texans history to eclipse 2,000 single-season passing yards
- ✔ Completed 23-of-33 passes (69.7 percent) for 301 yards, three touchdowns and a 128.5 passer rating vs. Tennessee (1/9/22), posting his third game with a passer rating of at least 125.0, ranking first among all rookies

**COLLEGE:**

- ✔ Spent four seasons (2017-20) at Stanford (Calif.) University, where he played in 14 games (11 starts) and totaled 3,468 passing yards on 287-of-438 completions (65.5 percent) with 18 touchdowns and eight interceptions
- ✔ As a senior, rushed eight times and scored two touchdowns for his first career multi-touchdown rushing game at Oregon State (12/12)
- ✔ Passed for 428 yards on 32-of-47 completions (68.1 percent) for three touchdowns in a double-overtime victory at UCLA (12/19) his final year at Stanford



- ✦ Earned All-Pac-12 honorable mention honors from the coaches and was given the Irving S. Zeimer Award for Team MVP for the 2020 season
- ✦ In 2019, saw action in eight games (six starts) and threw for 1,960 yards on 158-of-241 passes (65.6%) with 11 touchdowns
- ✦ Made first collegiate start as a junior and completed 22-of-36 passes (61.1 percent) for 237 yards and a touchdown caught by WR Connor Wedington at USC (9/7). His 237 yards were the second-most for a Cardinal quarterback in his first career start since 2005 (Kevin Hogan, 254 in 2012)
- ✦ Set the single-game school record with 504 passing yards on career-highs of 33 completions and 50 attempts at Washington State (11/16/19)
- ✦ Earned the Allstate Sugar Bowl Manning Award Star of the Week after passing for 245 yards at Oregon State (9/28/19) and the Gundelach Award for being the Most Outstanding Junior player for the Cardinals
- ✦ Made his collegiate debut in a victory vs. UC Davis (9/15/18) during his sophomore season

## PERSONAL:

- ✦ Attended Greater Atlanta Christian (Ga.) School
- ✦ Was the nation's top-ranked quarterback by Scout and Rivals and totaled 6,290 career passing yards and 66 touchdowns in his high school career
- ✦ Named a three-time All-State selection and left high school as the career leader in touchdown passes and passing yards
- ✦ Has two sisters, Erin and Ali, who both played tennis at Tusculum and South Carolina, respectively
- ✦ Also played basketball in high school

## DAVIS MILLS' NFL REGULAR SEASON PASSING/RUSHING STATISTICS

DATE	TEAM	GP	GS	PASSING											RUSHING				
				ATT.	COMP.	PCT.	YDS	AVG.	TD	INT.	LG	SK	LST	RATE	NO.	YDS.	AVG.	LG	TD
2021	Texans	13	11	394	263	66.8	2,664	6.8	16	10	67t	31	206	88.8	18	44	2.4	11	0
2022	Texans	15	15	479	292	61.0	3,118	6.5	17	15	58	31	244	78.8	32	108	3.4	17t	2
<b>TOTALS</b>		<b>28</b>	<b>26</b>	<b>873</b>	<b>555</b>	<b>63.6</b>	<b>5,782</b>	<b>6.6</b>	<b>33</b>	<b>25</b>	<b>67T</b>	<b>62</b>	<b>450</b>	<b>83.3</b>	<b>50</b>	<b>152</b>	<b>3.0</b>	<b>17T</b>	<b>2</b>

## SINGLE-GAME HIGHS: QUARTERBACK

<b>Pass Attempts</b>	49 vs. Seattle Seahawks, Dec 12, 2021	<b>Passer Rating</b>	141.7 vs. New England Patriots, Oct 10, 2021
<b>Pass Completions</b>	33 vs. Seattle Seahawks, Dec 12, 2021	<b>Rush Attempts</b>	5 vs. Kansas City Chiefs, Dec 18, 2022
<b>Yards Passing</b>	331 vs. Seattle Seahawks, Dec 12, 2021		...1 more at 5.
<b>TD Passes</b>	3 at Indianapolis Colts, Jan 08, 2023	<b>Rushing Yards</b>	33 vs. Jacksonville Jaguars, Jan 01, 2023
	...2 more at 3.	<b>Longest Runs</b>	17t vs. Kansas City Chiefs, Dec 18, 2022
<b>Long Passes</b>	67t vs. New England Patriots, Oct 10, 2021	<b>Rushing TDs</b>	1 vs. Washington Commanders, Nov 20, 2022
<b>Completion Percentage</b>	77.8 vs. Los Angeles Chargers, Dec 26, 2021		

## 300-YARD PASSING GAMES (6): REGULAR SEASON

DATE	TEAM	NO.	YDS.	AVG.	LG	TD
10/10/21	PATRIOTS	21	312	14.9	67t	3
10/31/21	RAMS	29	310	10.7	45t	2
12/12/21	SEAHAWKS	33	331	10.0	30	1
01/09/22	TITANS	23	301	13.1	37	3
10/23/22	at Raiders	28	302	10.8	39	2
11/13/22	at Giants	22	319	14.5	46	1

# PLAYER BIOS



## 2022 GAME-BY-GAME REGULAR-SEASON STATISTICS (TEXANS)

W	DATE	OPPONENT	P/S	PASSING										RUSHING				W/L/T	SCORE	
				ATT	CMP	YDS	PCT	Y/A	Y/C	TD	INT	LG	SK/YD	RATE	ATT	YDS	LG			TD
01	09/11	Colts	S	37	23	240	62.2	6.5	10.4	2	0	42	3/18	98.9	2	-1	1	0	T	20-20
02	09/18	at Broncos	S	38	19	177	50.0	4.7	9.3	0	0	29	3/23	63.2	2	1	2	0	L	9-16
03	09/25	at Bears	S	32	20	245	62.5	7.7	12.3	1	2	52	1/8	70.4	0	0	0	0	L	20-23
04	10/02	Chargers	S	35	26	246	74.3	7.0	9.5	2	2	58	4/31	88.5	0	0	0	0	L	24-34
05	10/09	at Jaguars	S	24	16	140	66.7	5.8	8.8	0	0	23	1/8	81.9	2	2	3	0	W	13-6
07	10/23	at Raiders	S	41	28	302	68.3	7.4	10.8	2	1	39	1/6	95.8	0	0	0	0	L	20-38
08	10/30	Titans	S	29	17	152	58.6	5.2	8.9	1	1	44	3/34	69.9	3	8	6	0	L	10-17
09	11/03	Eagles	S	22	13	154	59.1	7.0	11.8	2	2	34	3/19	72.9	3	18	8	0	L	17-29
10	11/13	at Giants	S	37	22	319	59.5	8.6	14.5	1	1	46	4/33	85.3	0	0	0	0	L	16-24
11	11/20	Commanders	S	33	19	169	57.6	5.1	8.9	0	2	41	5/42	46.1	5	10	4t	1	L	10-23
12	11/27	at Dolphins																	L	15-30
13	12/04	Browns																	L	14-27
14	12/11	at Cowboys	S	21	16	175	76.2	8.3	10.9	0	1	36	0/0	80.5	1	2	2	0	L	23-27
15	12/18	Chiefs	S	24	12	121	50.0	5.0	10.1	2	0	34	0/0	92.5	5	21	17t	1	L	24-30+
16	12/24	at Titans	S	28	17	178	60.7	6.4	10.5	1	1	37	1/3	76.2	4	8	5	0	W	19-14
17	01/01	Jaguars	S	40	22	202	55.0	5.1	9.2	0	0	29	1/9	69.0	4	33	13	0	L	3-31
18	01/08	at Colts	S	38	22	298	57.9	7.8	13.5	3	2	52	1/10	87.4	1	6	6	0	W	32-31
<b>2022 TOTALS</b>			<b>15-15</b>	<b>479</b>	<b>292</b>	<b>3,118</b>	<b>61.0</b>	<b>6.5</b>	<b>10.7</b>	<b>17</b>	<b>15</b>	<b>58</b>	<b>31/244</b>	<b>78.8</b>	<b>32</b>	<b>108</b>	<b>17T</b>	<b>2</b>	<b>3-13-1</b>	

+ - Overtime



# JIMMY MORRISSEY



**79**  
CENTER

**Ht:** 6-3

**Wt:** 303

**DOB:** 6/9/1998

**College:** Pittsburgh

**Texans Season:** 3 **NFL Season:** 3

**Acquired:** FA-'21

**TRANSACTIONS:** Selected by the Las Vegas Raiders in the seventh round (230th overall) in the 2021 NFL Draft...Waived by the Raiders on Aug. 31, 2021...Signed to the Raiders practice squad on Sept. 1, 2021...Released from the Raiders practice squad on Oct. 19, 2021...Signed with the Houston Texans on Oct. 20, 2021...Re-signed with the Texans on March 11, 2022...Waived by the Texans on the Aug. 30, 2022...Signed to the Texans practice squad on Aug. 31, 2022...Signed to the Texans active roster on Sept. 21, 2022.

**2022 (Houston 8/0):**

- ✔ After starting the season on the Texans practice squad, he played in a career high eight games
- ✔ Played a drive at left guard in the absence of OL Kenyon Green at Dallas (12/11)
- ✔ Was used at the left guard spot as a sub at Tennessee (12/24)

**2021 (Houston 6/5):**

- ✔ Played in six games (five starts) in his first season as a Texan, making five starts at center in place of injured OL Justin Britt
- ✔ Made his first career start and appearance on the offensive line at Miami (11/7)
- ✔ Was part of an offensive line that did not allow a sack as QB Tyrod Taylor completed 14-of-24 passes (58.3 percent) for 107 yards and a passer rating of 69.3, also recording two rushing touchdowns at Tennessee (11/21)
- ✔ Helped pave the way for a rushing attack that totaled 96 yards on 24 attempts, averaging 4.0 yards per carry vs. the N.Y. Jets (11/28)
- ✔ Earned his first career snaps on special teams at Jacksonville (12/19)
- ✔ Blocked for a rushing attack that gained a season-high 189 yards and two touchdowns on the ground, averaging 5.3 yards per carry vs. the L.A. Chargers (12/26)

**COLLEGE:**

- ✔ Played four seasons (2017-20) at the University of Pittsburgh in Pittsburgh, Pa., after redshirting as a true freshman walk-on in 2016
- ✔ Started all 47 games in his collegiate career, making 46 starts at center and one start at right guard
- ✔ As a redshirt senior, named recipient of the 2020 Burlsworth Trophy, annually presented to the most outstanding player in college football who began his career as a walk-on. Earned All-ACC honors for the third consecutive year, including first-team All-ACC recognition by the Associated Press and second-team All-ACC honors from the coaches and media
- ✔ In 2019, established himself as the top center in the ACC, not allowing a sack the entire season and was also rated as the Panthers' top run blocker. Earned first-team All-ACC honors and was a three-time Pro Football Focus ACC Team of the Week honoree
- ✔ Earned third-team All-ACC honors as a junior in 2018, becoming the first Pitt player at his position to earn such distinction
- ✔ Earned All-ACC Academic Football Team honors all four seasons that he played

**PERSONAL:**

- ✔ Attended La Salle College High School in Wyndmoor, Pa.
- ✔ Named a two-time All-Philadelphia Catholic League performer
- ✔ Named All-City by Philadelphia Daily News
- ✔ A three-year letterman, helping his high school to a 25-7 record during his varsity career, including a PCL title as a senior
- ✔ Selected to play in the Big 33 Football Classic





## JIMMY MORRISSEY'S NFL REGULAR SEASON STATISTICS

DATE	TEAM	GP	GS
2021	Raiders	0	0
Went from <b>Las Vegas</b> to <b>Houston</b> .			
2021	Texans	6	5
2021	<b>TOTAL</b>	<b>6</b>	<b>5</b>
2022	Texans	8	0
<b>NFL TOTALS</b>		<b>14</b>	<b>5</b>

## 2022 GAME-BY-GAME REGULAR-SEASON STATISTICS (TEXANS)

W	DATE	OPPONENT	P/S		W/L/T	SCORE
01	09/11	Colts		PRACTICE SQUAD	T	20-20
02	09/18	at Broncos		PRACTICE SQUAD	L	9-16
03	09/25	at Bears	P		L	20-23
04	10/02	Chargers	P		L	24-34
05	10/09	at Jaguars		DID NOT PLAY	W	13-6
07	10/23	at Raiders		DID NOT PLAY	L	20-38
08	10/30	Titans	P		L	10-17
09	11/03	Eagles		DID NOT PLAY	L	17-29
10	11/13	at Giants	P		L	16-24
11	11/20	Commanders		DID NOT PLAY	L	10-23
12	11/27	at Dolphins		DID NOT PLAY	L	15-30
13	12/04	Browns	P		L	14-27
14	12/11	at Cowboys	P		L	23-27
15	12/18	Chiefs	P		L	24-30+
16	12/24	at Titans	P		W	19-14
17	01/01	Jaguars		INACTIVE	L	3-31
18	01/08	at Colts		INACTIVE	W	32-31
<b>2022 TOTALS</b>			<b>8-0</b>		<b>3-13-1</b>	

+ - Overtime



ERIC  
MURRAY

23  
SAFETY

Ht: 5-11      Wt: 199  
 DOB: 1/7/1994      College: Minnesota  
 Texans Season: 3      NFL Season: 8  
 Acquired: UFA-'20 (CLE)



**TRANSACTIONS:** Selected by the Kansas City Chiefs in the fourth round (106th overall) of the 2016 NFL Draft...Acquired via trade by the Cleveland Browns from the Chiefs on April 1, 2019...Signed by the Houston Texans as an unrestricted free agent on March 21, 2020...Placed on the reserve/COVID-19List on Dec. 23, 2021...Activated from the reserve/COVID-19 list on Dec. 29, 2021.

**2022 (Houston 17/0):**

- ✦ Appeared in 17 games and totaled 17 tackles (11 solo) and 10 special teams tackles (seven solo) this season
- ✦ Played on a team-high 401 special teams snaps and 117 defensive snaps over 17 games in 2022

**2021 (Houston 16/11):**

- ✦ Played in 16 games (11 starts) and totaled a career-high 73 defensive tackles (47 solo), also notching one interception, four passes defended and three special teams tackles (one solo)
- ✦ Started in the season opener vs. Jacksonville (9/12) and recorded six tackles (four)
- ✦ Notched five tackles (three) at Cleveland (9/19)
- ✦ Registered four tackles (three) vs. Carolina (9/23)
- ✦ Tied for second on the team in tackles with eight (five), also tallying his second career interception at Miami (11/7)
- ✦ Finished tied for second on the team with 11 tackles (six) while also tallying one pass defended at Tennessee (11/21). Broke up a pass intended for TE Anthony Firkser from QB Ryan Tannehill, forcing a turnover on downs in the fourth quarter
- ✦ Tied for first on the team with eight tackles (five) vs. the N.Y. Jets (11/28)
- ✦ Finished tied for fourth on the team with eight tackles (four), also notching one pass defended at Jacksonville (12/19)
- ✦ Placed second on the team with eight tackles (six), also tallying one pass defended at San Francisco (1/2/22)

**2020 (Houston 14/14):**

- ✦ Started 14 games in his first season with the Texans and notched his single-season high 71 total tackles (47 solo) while also adding 2.0 sacks, two tackles for loss, four quarterback hits, two passes defended and one forced fumble
- ✦ Started his first game as a Texan and totaled the second-most tackles in his career (seven) in the season opener at Kansas City (9/10)
- ✦ Recorded back-to-back games with at least seven total tackles for the first time in his career vs. Baltimore (9/20)
- ✦ Totaled five tackles, one quarterback hit, one pass defended and the first forced fumble of his career at Pittsburgh (9/27)
- ✦ Finished with a career-high 11 total tackles (10) and 2.0 sacks at Chicago (12/13). Became the fifth defensive back since 1994 with at least 11 total tackles and 2.0 sacks in a single game
- ✦ Notched five total tackles (three) and his second pass defended of the season at Indianapolis (12/20)

**2019 (Cleveland 9/4):**

- ✦ Saw action in nine games (four starts) with the Browns, finishing the season with 23 tackles (15 solo), three tackles for loss, 1.0 sack, one quarterback hit and one pass defended
- ✦ Missed Weeks 9-15 with an injury but returned in Week 16
- ✦ Played in every defensive snap and recorded a season-high five total tackles (three) and added one tackle for loss and one pass defended vs. the L.A. Rams (9/22)
- ✦ Logged the second sack of his career at New England (10/27), dropping Patriots QB Tom Brady for a loss of four yards to force a punt

**2018 (Kansas City 15/9, 2/0):**

- ✦ Appeared in 15 games and started in a career-high nine, notching a single-season career high in tackles with 55 and added his first career interception, one tackle for loss, one quarterback hit and two passes defended
- ✦ Posted a single-game career-high nine total tackles (four) at the L.A. Chargers (9/9)
- ✦ Registered six total tackles (five) and his first career interception at Denver (10/1), picking off Broncos QB Case Keenum in the third quarter



## 2017 (Kansas City 14/2, 1/0):

- ▶ Played in 14 games (two starts) and logged 30 total tackles (26 solo), 1.0 sack, two tackles for loss, one quarterback hit and a single-season career-high five passes defended. Added six special teams tackles
- ▶ Registered a single-game career high with two passes defended vs. Philadelphia (9/17), and added a season-high six total tackles
- ▶ Notched his first career tackle for loss and added four tackles vs. Washington (10/2)
- ▶ Made his first career start at Houston (10/8) and recorded one tackle on defense and one tackle on special teams
- ▶ Logged his first career sack against the L.A. Chargers (12/16), bringing down QB Philip Rivers for a loss of nine yards that forced a Chargers punt. Added two total tackles, one tackle for loss and one quarterback hit in the contest

## 2016 (Kansas City 16/0, 1/0):

- ▶ Appeared in all 16 games of his rookie season, primarily on special teams
- ▶ Notched three total tackles (three solo) and one fumble recovery on defense, while adding six solo tackles on special teams

## COLLEGE:

- ▶ Played in 52 games (39 starts) at the University of Minnesota in Minneapolis and racked up 192 tackles, two interceptions, 24 passes defended, three forced fumbles, three fumble recoveries and two blocked kicks
- ▶ Earned All-Big Ten second team honors as a junior and All-Big Ten third-team honors as a senior Received the Carl Eller Award (team's top defensive player) in 2015 and was named the team's Defensive Back of the Year

## PERSONAL:

- ▶ Attended Riverside University High School in Milwaukee, where he played on both sides of the ball at running back and cornerback
- ▶ As a senior, rushed for 444 yards and six touchdowns, while tallying 434 receiving yards and five receiving touchdowns on offense and three interceptions on defense
- ▶ Earned first-team all-state honors as a defensive back, helping Riverside to an 11-2 record and a city championship in 2011

### ERIC MURRAY'S NFL REGULAR SEASON DEFENSIVE STATISTICS

DATE	TEAM	GP	GS	TACKLES								INTERCEPTIONS					FUMBLES				ST					MISC		
				TK	S	A	TFL	YDS	SK	YDS	QBH	NO	YDS	LG	TD	PD	FF	FR	TD	YDS	TK	S	A	FF	FR	S	A	
2016	Chiefs	16	0	3	3	0	0	0	0.0	0.0	0	0	0	0	0	0	0	0	1	0	0	6	6	0	0	0	0	0
2017	Chiefs	14	2	30	26	4	2	13	1.0	9.0	1	0	0	0	0	5	0	0	0	0	6	5	1	0	0	0	0	
2018	Chiefs	15	9	55	43	12	1	11	0.0	0.0	1	1	0	0	0	2	0	0	0	0	0	0	0	0	0	0	0	
2019	Browns	9	4	23	15	8	3	8	1.0	4.0	1	0	0	0	0	1	0	0	0	0	1	0	1	0	0	0	0	
2020	Texans	14	14	71	47	24	2	18	2.0	18.0	4	0	0	0	0	2	1	0	0	0	0	0	0	0	0	0	0	
2021	Texans	16	11	73	47	26	0	0	0.0	0.0	0	1	0	0	0	4	0	0	0	0	3	1	2	0	0	0	0	
2022	Texans	17	0	17	11	6	0	0	0.0	0.0	0	0	0	0	0	0	0	0	0	0	10	7	3	0	0	0	0	
<b>NFL TOTALS</b>		<b>101</b>	<b>40</b>	<b>272</b>	<b>192</b>	<b>80</b>	<b>8</b>	<b>50</b>	<b>4.0</b>	<b>31.0</b>	<b>7</b>	<b>2</b>	<b>0</b>	<b>0</b>	<b>0</b>	<b>14</b>	<b>1</b>	<b>1</b>	<b>0</b>	<b>0</b>	<b>26</b>	<b>19</b>	<b>7</b>	<b>0</b>	<b>0</b>	<b>0</b>	<b>0</b>	

### ERIC MURRAY'S NFL POSTSEASON DEFENSIVE STATISTICS

DATE	TEAM	GP	GS	TACKLES								INTERCEPTIONS					FUMBLES				ST					MISC	
				TK	S	A	TFL	YDS	SK	YDS	QBH	NO	YDS	LG	TD	PD	FF	FR	TD	YDS	TK	S	A	FF	FR	S	A
2016	Chiefs	1	0	0	0	0	0	0	0.0	0.0	0	0	0	0	0	0	0	0	0	0	1	1	0	0	0	0	0
2017	Chiefs	1	0	1	1	0	0	0	0.0	0.0	0	0	0	0	0	0	0	0	0	0	0	0	0	0	0	0	0
2018	Chiefs	2	0	7	5	2	0	0	0.0	0.0	0	0	0	0	0	0	0	0	0	0	3	2	1	0	0	0	0
<b>NFL TOTALS</b>		<b>4</b>	<b>0</b>	<b>8</b>	<b>6</b>	<b>2</b>	<b>0</b>	<b>0</b>	<b>0.0</b>	<b>0.0</b>	<b>0</b>	<b>0</b>	<b>0</b>	<b>0</b>	<b>0</b>	<b>0</b>	<b>0</b>	<b>0</b>	<b>0</b>	<b>0</b>	<b>4</b>	<b>3</b>	<b>1</b>	<b>0</b>	<b>0</b>	<b>0</b>	<b>0</b>

### SINGLE-GAME HIGHS: DEFENSIVE

<b>Total Tackles</b>	11 at Tennessee Titans, Nov 21, 2021 ...1 more at 11.	<b>Fumble Recoveries</b>	1 vs. New York Jets, Sep 25, 2016
<b>Solo Tackles</b>	10 at Chicago Bears, Dec 13, 2020	<b>Tackles For Loss</b>	2 at Chicago Bears, Dec 13, 2020 ...1 more at 2.
<b>Sacks</b>	2.0 at Chicago Bears, Dec 13, 2020	<b>Interceptions</b>	1 at Miami Dolphins, Nov 07, 2021 ...1 more at 1.
<b>Passes Defensed</b>	2 vs. Philadelphia Eagles, Sep 17, 2017	<b>Special Teams Tackles</b>	2 at Las Vegas Raiders, Oct 23, 2022 ...1 more at 2.
<b>Forced Fumbles</b>	1 at Pittsburgh Steelers, Sep 27, 2020		

### SINGLE-GAME HIGHS - POSTSEASON: DEFENSIVE

<b>Total Tackles</b>	5 vs. Indianapolis Colts, Jan 12, 2019	<b>Special Teams Tackles</b>	2 vs. Indianapolis Colts, Jan 12, 2019
<b>Solo Tackles</b>	3 vs. Indianapolis Colts, Jan 12, 2019		

# PLAYER BIOS



## 2022 GAME-BY-GAME REGULAR-SEASON STATISTICS (TEXANS)

W	DATE	OPPONENT	P/S	TACKLES							INTERCEPTIONS					FUMBLES				ST				MISC		W/L	SCORE		
				TK	S	A	SK	YDS	TFL	YDS	QBH	NO	YDS	LG	TD	PD	FF	FR	TD	YDS	TK	S	A	FF	FR			S	A
01	09/11	Colts	P	0	0	0	0.0	0.0	0	0	0	0	0	0	0	0	0	0	0	0	0	0	0	0	0	0	0	T	20-20
02	09/18	at Broncos	P	0	0	0	0.0	0.0	0	0	0	0	0	0	0	0	0	0	0	0	0	0	0	0	0	0	L	9-16	
03	09/25	at Bears	P	0	0	0	0.0	0.0	0	0	0	0	0	0	0	0	0	0	0	0	0	0	0	0	0	0	L	20-23	
04	10/02	Chargers	P	0	0	0	0.0	0.0	0	0	0	0	0	0	0	0	0	0	0	0	0	0	0	0	0	0	L	24-34	
05	10/09	at Jaguars	P	0	0	0	0.0	0.0	0	0	0	0	0	0	0	0	0	0	0	0	0	0	0	0	0	0	W	13-6	
07	10/23	at Raiders	P	0	0	0	0.0	0.0	0	0	0	0	0	0	0	0	0	0	0	0	0	0	0	0	0	0	L	20-38	
08	10/30	Titans	P	6	5	1	0.0	0.0	0	0	0	0	0	0	0	0	0	0	0	0	0	0	0	0	0	0	L	10-17	
09	11/03	Eagles	P	1	0	1	0.0	0.0	0	0	0	0	0	0	0	0	0	0	0	0	0	0	0	0	0	0	L	17-29	
10	11/13	at Giants	P	4	2	2	0.0	0.0	0	0	0	0	0	0	0	0	0	0	0	0	0	0	0	0	0	0	L	16-24	
11	11/20	Commanders	P	2	0	2	0.0	0.0	0	0	0	0	0	0	0	0	0	0	0	0	0	0	0	0	0	0	L	10-23	
12	11/27	at Dolphins	P	1	1	0	0.0	0.0	0	0	0	0	0	0	0	0	0	0	0	0	0	0	0	0	0	0	L	15-30	
13	12/04	Browns	P	0	0	0	0.0	0.0	0	0	0	0	0	0	0	0	0	0	0	0	0	0	0	0	0	0	L	14-27	
14	12/11	at Cowboys	P	0	0	0	0.0	0.0	0	0	0	0	0	0	0	0	0	0	0	0	0	0	0	0	0	0	L	23-27	
15	12/18	Chiefs	P	0	0	0	0.0	0.0	0	0	0	0	0	0	0	0	0	0	0	0	0	0	0	0	0	0	L	24-30+	
16	12/24	at Titans	P	0	0	0	0.0	0.0	0	0	0	0	0	0	0	0	0	0	0	0	0	0	0	0	0	0	W	19-14	
17	01/01	Jaguars	P	0	0	0	0.0	0.0	0	0	0	0	0	0	0	0	0	0	0	0	0	0	0	0	0	0	L	3-31	
18	01/08	at Colts	P	3	3	0	0.0	0.0	0	0	0	0	0	0	0	0	0	0	0	0	0	0	0	0	0	0	W	32-31	
<b>2022 TOTALS</b>			<b>17-0</b>	<b>17</b>	<b>11</b>	<b>6</b>	<b>0.0</b>	<b>0.0</b>	<b>0</b>	<b>0</b>	<b>0</b>	<b>0</b>	<b>0</b>	<b>0</b>	<b>0</b>	<b>0</b>	<b>0</b>	<b>0</b>	<b>0</b>	<b>0</b>	<b>0</b>	<b>0</b>	<b>0</b>	<b>0</b>	<b>0</b>	<b>0</b>	<b>3-13-</b>	<b>1</b>	

+ - Overtime



JORDAN  
MURRAY



81  
TIGHT END

Ht: 6-5      Wt: 240  
 DOB: 4/20/2000      College: Hawaii  
 Texans Season: R      NFL Season: R  
 Acquired: CFA-'23

**TRANSACTIONS:** Signed with the Houston Texans as an undrafted free agent on May 17, 2023.

**COLLEGE:**

- ✔ Spent the 2022 season at Hawaii and caught nine passes for 60 yards
- ✔ Played four seasons (2018-21) at Missouri State and finished his career with 99 receptions for 1,196 yards and 11 touchdowns
- ✔ Named all-Missouri Valley Football Conference honorable mention
- ✔ Was a two-time honoree on the MVFC Honor Roll (2019, 2020) and was selected on the Missouri State Athletic Director's Honor Roll for four consecutive semesters

**PERSONAL:**

- ✔ A 2018 graduate of Lee's Summit North High School in Missouri
- ✔ Played both tight end and defensive end
- ✔ Earned a degree in communications from Missouri State
- ✔ Has one older brother and one older sister



STEVEN  
NELSON

21  
CORNERBACK

Ht: 5-11      Wt: 194  
 DOB: 1/22/1993      College: Oregon State  
 Texans Season: 2      NFL Season: 9  
 Acquired: UFA-'22



**TRANSACTIONS:** Selected by the Kansas City Chiefs in the third round (98th overall) of the 2015 NFL Draft...Signed as an unrestricted free agent with the Pittsburgh Steelers on March 13, 2019...Released by the Steelers on March 23, 2021...Signed with the Philadelphia Eagles on July 25, 2021...Signed with the Houston Texans as an unrestricted free agent on April 14, 2022.

**2022 (Houston 15/15):**

- ✔ Appeared and started in 15 games posting 52 tackles (39 solo), 1.0 sack, one tackle for loss, one quarterback hit, one interception, seven passes defended and one forced fumble in his first season with the Texans
- ✔ Started and totaled five tackles (four) and two passes defended in his Texans debut vs. Indianapolis (9/11)
- ✔ Appeared in his 100th career NFL game, finishing with five tackles (four), one tackle for loss and one pass defended at Denver (9/18)
- ✔ Tallied a team-high and personal season-high seven tackles (six) vs. the Los Angeles Chargers (10/2)
- ✔ Recorded the ninth interception of his career and returned it for 33 yards vs. Tennessee (10/30)
- ✔ Posted his first career sack and second career forced fumble vs. Philadelphia (11/3)

**2021 (Philadelphia 16/16, 1/1):**

- ✔ Started every game he appeared in and totaled 50 tackles (34 solo), one interception and seven passes defended
- ✔ Made a season-high seven tackles (three) in the season opener at Atlanta (9/12)
- ✔ Intercepted a pass from QB Sam Darnold to secure the win at Carolina (10/10). Also notched three tackles (two) and a season-high two passes defended
- ✔ Recorded six tackles (four) and one pass defended at the N.Y. Giants (11/28)
- ✔ Started in the Wild Card Round at Tampa Bay (1/16/22) and made four tackles (two) and one pass defended

**2020 (Pittsburgh 15/15, 1/1):**

- ✔ Started 15 games and amassed 54 tackles (48 solo), two interceptions, two tackles for loss, one fumble recovery and nine passes defended
- ✔ Recorded a single-game career-high two interceptions from Carson Wentz, also tallying six tackles (five) and two passes defended vs. Philadelphia (10/11)
- ✔ Recovered a fumble from Tee Higgins and made two tackles and one pass defended vs. Cincinnati (11/15)
- ✔ Logged a season-high three passes defended and tallied six tackles (five) at Buffalo (12/13)
- ✔ Started in the Wild Card Round vs. Cleveland (1/10/21) and notched six tackles (five)

**2019 (Pittsburgh 15/15):**

- ✔ Totaled 61 tackles (52 solo), one interception, one fumble recovery and eight passes defended
- ✔ Logged seven tackles (six) and one pass defended vs. Seattle (9/15)
- ✔ Recovered a fumble from Mark Walton and made one tackle vs. Miami (10/28)
- ✔ Intercepted a pass from Josh Allen and returned it 33 yards, also making six tackles and one pass defended vs. Buffalo (12/15)
- ✔ Notched a season-high two passes defended and posted four tackles at Baltimore (12/29)

**2018 (Kansas City 16/16, 2/2):**

- ✔ Amassed a career-high 68 tackles (58 solo), four interceptions, two tackles for loss and 15 passes defended
- ✔ Posted eight tackles (four) and one pass defended in the season opener at the L.A. Chargers (9/9)
- ✔ Recorded his first interception of the season as well as three tackles (two) and two passes defended vs. Jacksonville (10/7)
- ✔ Logged eight tackles, one interception and one pass defended at Cleveland (11/4)
- ✔ Notched three passes defended and tallied an interception for a 35-yard return vs. Arizona (11/11)
- ✔ Started the Divisional Round contest vs. Indianapolis (1/12/19) and made two tackles and one pass defended
- ✔ Started the AFC Championship Game vs. New England (1/20/19) and totaled three tackles and one pass defended



## 2017 (Kansas City 9/7, 1/1):

- ✦ Finished with 41 tackles (33 solo), two tackles for loss, one forced fumble and four passes defended
- ✦ Posted five tackles and a season-high two passes defended at the N.Y. Giants (11/19)
- ✦ Totaled a season-high nine tackles (seven) and made one tackle for loss at the N.Y. Jets (12/3)
- ✦ Posted four tackles (three), one tackle for loss, one forced fumble and one pass defended vs. Oakland (12/10)
- ✦ Started in the Wild Card Round vs. Tennessee (1/6/18) and made three tackles (two) and one pass defended

## 2016 (Kansas City 15/15, 1/1):

- ✦ Totaled 64 tackles (58 solo), one quarterback hit, four tackles for loss, two fumble recoveries and 16 passes defended
- ✦ Recorded eight tackles and one tackle for loss in the season opener vs. San Diego (9/11)
- ✦ Notched a season-high nine tackles (eight) vs. New Orleans (10/23)
- Recorded two tackles, one quarterback hit, one fumble recovery and three passes defended vs. Jacksonville (11/6)
- ✦ Posted six tackles (four), one tackle for loss and one pass defended at Carolina (11/13)
- ✦ Recovered a fumble, logged one pass defended and made seven tackles vs. Tampa Bay (11/20)
- ✦ Notched eight tackles (seven), one tackle for loss and one pass defended vs. Tennessee (12/18)
- ✦ Made his first career postseason start in the Divisional Round vs. Pittsburgh (1/15/17) and tallied five tackles (four solo)

## 2015 (Kansas City 12/0, 2/0):

- ✦ Played in 12 regular season games and two postseason contests in his first NFL season, mostly appearing on special teams and amassing seven special teams tackles (all solo)
- ✦ Played in his first NFL game vs. Chicago (10/11)
- ✦ Recorded his first career special teams tackle at Minnesota (10/18)
- ✦ Logged his first career tackle on defense vs. Pittsburgh (10/25)
- ✦ Posted a season-high three special teams tackles vs. Buffalo (11/29)
- ✦ Played in his first postseason game in the Wild Card Round at Houston (1/9/16) and notched his first career pass defended

## COLLEGE:

- ✦ Played two seasons (2013-14) at Oregon State University in Corvallis, Ore., following a two-year junior college stint (2011-12) at College of the Sequoias in Visalia, Calif.
- ✦ Earned Pac-12 All-Conference Second Team honors following his senior campaign (2014) in which he posted 60 tackles (37 solo), two interceptions, two tackles for loss and eight passes defended
- ✦ Started the final nine games of his first season at Oregon State (2013) and tallied 62 tackles (48 solo), six touchdowns including one pick-six and eight passes defended
- ✦ Played junior college football at College of the Sequoias and made 71 tackles, 19 passes defended and six interceptions through two seasons, earning All-Northern California Football Association recognition
- ✦ Was rated as the second-best junior college cornerback by 247Sports before arriving at Oregon State
- ✦ Also participated in track on the 4x100 relay team in junior college

## PERSONAL:

- ✦ Attended Northside High School in Warner Robins, Ga., where he was an All-Middle Georgia selection as a returner as a senior after returning seven punts for touchdowns
- ✦ Also earned All-Middle Georgia honors as a defensive back his senior year with 30 tackles and seven interceptions
- ✦ Participated in track in high school as part of the 4x100 relay team that finished first place in the country
- ✦ Son of Steven Nelson, Sr. and Ylencia Jackson, and is the father of his son, Steven Nelson III

### STEVEN NELSON'S NFL REGULAR SEASON DEFENSIVE STATISTICS

DATE	TEAM	GP	GS	TACKLES							INTERCEPTIONS					FUMBLES					ST				MISC		
				TK	S	A	TFL	YDS	SK	YDS	QBH	NO	YDS	LG	TD	PD	FF	FR	TD	YDS	TK	S	A	FF	FR	S	A
2015	Chiefs	12	0	1	1	0	0	0	0.0	0.0	0	0	0	0	0	0	0	0	0	0	7	7	0	0	0	0	0
2016	Chiefs	15	15	64	58	6	4	5	0.0	0.0	1	0	0	0	0	16	0	2	0	0	1	1	0	0	0	0	0
2017	Chiefs	9	6	41	33	8	2	2	0.0	0.0	0	0	0	0	4	1	0	0	0	0	0	0	0	0	0	0	
2018	Chiefs	16	16	68	58	10	2	4	0.0	0.0	0	4	53	35	0	15	0	0	0	0	0	0	0	0	0	0	
2019	Steelers	15	15	61	52	9	0	0	0.0	0.0	0	1	33	33	0	8	0	1	0	0	0	0	0	0	0	0	
2020	Steelers	15	15	48	43	5	2	1	0.0	0.0	0	2	3	3	0	9	0	1	0	0	0	0	0	0	0	0	
2021	Eagles	16	16	50	34	16	0	0	0.0	0.0	0	1	4	4	0	7	0	0	0	0	0	0	0	0	0	0	
2022	Texans	15	15	52	39	13	1	4	1.0	7.0	1	1	33	33	0	7	1	0	0	0	0	0	0	0	0	0	
<b>NFL TOTALS</b>		<b>113</b>	<b>98</b>	<b>385</b>	<b>318</b>	<b>67</b>	<b>11</b>	<b>16</b>	<b>1.0</b>	<b>7.0</b>	<b>2</b>	<b>9</b>	<b>126</b>	<b>35</b>	<b>0</b>	<b>66</b>	<b>2</b>	<b>4</b>	<b>0</b>	<b>0</b>	<b>8</b>	<b>8</b>	<b>0</b>	<b>0</b>	<b>0</b>	<b>0</b>	<b>0</b>



## STEVEN NELSON'S NFL POSTSEASON DEFENSIVE STATISTICS

DATE	TEAM	GP	GS	TACKLES							INTERCEPTIONS					FUMBLES				ST				MISC					
				TK	S	A	TFL	YDS	SK	YDS	QBH	NO	YDS	LG	TD	PD	FF	FR	TD	YDS	TK	S	A	FF	FR	S	A		
2015	Chiefs	2	0	0	0	0	0	0	0.0	0.0	0	0	0	0	0	0	1	0	0	0	0	0	0	0	0	0	0	0	0
2016	Chiefs	1	1	5	4	1	0	0	0.0	0.0	0	0	0	0	0	0	0	0	0	0	0	0	0	0	0	0	0	0	0
2017	Chiefs	1	1	3	2	1	0	0	0.0	0.0	0	0	0	0	0	1	0	0	0	0	0	0	0	0	0	0	0	0	0
2018	Chiefs	2	2	5	5	0	0	0	0.0	0.0	0	0	0	0	0	2	0	0	0	0	0	0	0	0	0	0	0	0	0
2020	Steelers	1	1	6	5	1	0	0	0.0	0.0	0	0	0	0	0	0	0	0	0	0	0	0	0	0	0	0	0	0	0
2021	Eagles	1	1	4	2	2	0	0	0.0	0.0	0	0	0	0	0	1	0	0	0	0	0	0	0	0	0	0	0	0	0
<b>NFL TOTALS</b>		<b>8</b>	<b>6</b>	<b>23</b>	<b>18</b>	<b>5</b>	<b>0</b>	<b>0</b>	<b>0.0</b>	<b>0.0</b>	<b>0</b>	<b>0</b>	<b>0</b>	<b>0</b>	<b>0</b>	<b>5</b>	<b>0</b>	<b>0</b>	<b>0</b>	<b>0</b>	<b>0</b>	<b>0</b>	<b>0</b>	<b>0</b>	<b>0</b>	<b>0</b>	<b>0</b>	<b>0</b>	<b>0</b>

### SINGLE-GAME HIGHS: DEFENSIVE

<b>Total Tackles</b>	9 at New York Jets, Dec 03, 2017 ...1 more at 9.	<b>Fumble Recoveries</b>	1 vs. Cincinnati Bengals, Nov 15, 2020 ...3 more at 1.
<b>Solo Tackles</b>	8 at Cleveland Browns, Nov 04, 2018 ...2 more at 8.	<b>Tackles For Loss</b>	1 at Denver Broncos, Sep 18, 2022 ...10 more at 1.
<b>Sacks</b>	1.0 vs. Philadelphia Eagles, Nov 03, 2022	<b>Interceptions</b>	2 vs. Philadelphia Eagles, Oct 11, 2020
<b>Passes Defensed</b>	3 at Buffalo Bills, Dec 13, 2020 ...5 more at 3.	<b>Interception Return Yards</b>	35 vs. Arizona Cardinals, Nov 11, 2018
<b>Forced Fumbles</b>	1 vs. Philadelphia Eagles, Nov 03, 2022 ...1 more at 1.	<b>Special Teams Tackles</b>	3 vs. Buffalo Bills, Nov 29, 2015

### SINGLE-GAME HIGHS - POSTSEASON: DEFENSIVE

<b>Total Tackles</b>	6 vs. Cleveland Browns, Jan 10, 2021	<b>Passes Defensed</b>	1 at Tampa Bay Buccaneers, Jan 16, 2022
<b>Solo Tackles</b>	5 vs. Cleveland Browns, Jan 10, 2021		...4 more at 1.

### 2022 GAME-BY-GAME REGULAR-SEASON STATISTICS (TEXANS)

W	DATE	OPPONENT	P/S	TACKLES							INTERCEPTIONS					FUMBLES				ST				MISC		W/L	SCORE				
				TK	S	A	SK	YDS	TFL	YDS	QBH	NO	YDS	LG	TD	PD	FF	FR	TD	YDS	TK	S	A	FF	FR			S	A		
01	09/11	Colts	S	5	4	1	0.0	0.0	0	0	0	0	0	0	0	0	2	0	0	0	0	0	0	0	0	0	0	0	0	T	20-20
02	09/18	at Broncos	S	5	4	1	0.0	0.0	1	4	0	0	0	0	0	1	0	0	0	0	0	0	0	0	0	0	0	0	L	9-16	
03	09/25	at Bears	S	5	2	3	0.0	0.0	0	0	0	0	0	0	0	0	0	0	0	0	0	0	0	0	0	0	0	L	20-23		
04	10/02	Chargers	S	7	6	1	0.0	0.0	0	0	0	0	0	0	0	0	0	0	0	0	0	0	0	0	0	0	0	L	24-34		
05	10/09	at Jaguars	S	5	4	1	0.0	0.0	0	0	0	0	0	0	0	0	0	0	0	0	0	0	0	0	0	0	0	W	13-6		
07	10/23	at Raiders	S	2	1	1	0.0	0.0	0	0	0	0	0	0	1	0	0	0	0	0	0	0	0	0	0	0	L	20-38			
08	10/30	Titans	S	2	2	0	0.0	0.0	0	0	0	1	33	33	0	1	0	0	0	0	0	0	0	0	0	0	L	10-17			
09	11/03	Eagles	S	5	5	0	1.0	7.0	0	0	1	0	0	0	0	1	0	0	0	0	0	0	0	0	0	L	17-29				
10	11/13	at Giants	S	1	0	1	0.0	0.0	0	0	0	0	0	0	0	0	0	0	0	0	0	0	0	0	0	L	16-24				
11	11/20	Commanders	S	3	2	1	0.0	0.0	0	0	0	0	0	0	0	0	0	0	0	0	0	0	0	0	0	L	10-23				
12	11/27	at Dolphins	S	3	3	0	0.0	0.0	0	0	0	0	0	0	1	0	0	0	0	0	0	0	0	0	0	L	15-30				
13	12/04	Browns	S	4	3	1	0.0	0.0	0	0	0	0	0	0	1	0	0	0	0	0	0	0	0	0	0	L	14-27				
14	12/11	at Cowboys	S	0	0	0	0.0	0.0	0	0	0	0	0	0	0	0	0	0	0	0	0	0	0	0	0	L	23-27				
15	12/18	Chiefs		INACTIVE																							L	24-30+			
16	12/24	at Titans	S	1	0	1	0.0	0.0	0	0	0	0	0	0	0	0	0	0	0	0	0	0	0	0	0	0	W	19-14			
17	01/01	Jaguars	S	4	3	1	0.0	0.0	0	0	0	0	0	0	0	0	0	0	0	0	0	0	0	0	0	L	3-31				
18	01/08	at Colts		INACTIVE																							W	32-31			
<b>2022 TOTALS</b>		<b>15-15</b>	<b>52</b>	<b>39</b>	<b>13</b>	<b>1.0</b>	<b>7.0</b>	<b>1</b>	<b>4</b>	<b>1</b>	<b>1</b>	<b>33</b>	<b>33</b>	<b>0</b>	<b>7</b>	<b>1</b>	<b>0</b>	<b>0</b>	<b>0</b>	<b>0</b>	<b>0</b>	<b>0</b>	<b>0</b>	<b>0</b>	<b>0</b>	<b>0</b>	<b>0</b>	<b>3-13-</b>	<b>1</b>		

+ - Overtime





# ADEDAYO ODELEYE

**75**  
DEFENSIVE END

**Ht:** 6-5      **Wt:** 271  
**DOB:** 10/17/1997      **College:** Loughborough (U.K.)  
**Texans Season:** 2      **NFL Season:** 1  
**Acquired:** CFA-'22



**TRANSACTIONS:** Awarded to the Houston Texans as part of the 2022 NFL International Player Pathway Program on May 3, 2022...Waived by the Texans on Aug. 30, 2022...Signed to the Texans practice squad on Aug. 31, 2022...Signed a reserve/future contract with the Texans on Jan. 10, 2023.

**2022 (Houston 0/0):**

- Remained on the Texans practice squad throughout the season and did not see play time
- Awarded to the Texans as part of the pathway program. The program, which enters its sixth year in 2022, is part of the NFL's efforts to strengthen the pipeline of international players and aims to provide elite international athletes the opportunity to compete at the NFL level and improve their skills
- Eligible for an international player practice squad exemption, granting the team an extra practice squad member. Clubs have the opportunity to elevate the player to the active roster during the season. The AFC South was chosen to receive these players in a random draw and becomes the sixth division to participate in the program

**2021 (Berlin Thunder):**

- Played in eight games and recorded 34 tackles, 14 tackles for loss, 7.0 sacks and one fumble recovery
- Earned a spot on the European League Football All-Star Team
- Attended the NFL International Combine in 2021

**PERSONAL:**

- Participated in the 2021 International Player Pathway training phase but was not allocated to a team
- Started playing football in 2017 at Loughborough (England) University, where he was a three-year defensive lineman
- Named team captain in his second year at Loughborough
- Born in Nigeria and raised in the UK since age 9

**ADEDAYO ODELEYE'S NFL REGULAR SEASON DEFENSIVE STATISTICS**

DATE	TEAM	GP	GS	TACKLES							INTERCEPTIONS					FUMBLES					ST			MISC					
				TK	S	A	TFL	YDS	SK	YDS	QBH	NO	YDS	LG	TD	PD	FF	FR	TD	YDS	TK	S	A	FF	FR	S	A		
2022	Texans	0	0	0	0	0	0	0	0	0.0	0.0	0	0	0	0	0	0	0	0	0	0	0	0	0	0	0	0	0	0
<b>NFL TOTALS</b>		<b>0</b>	<b>0</b>	<b>0</b>	<b>0</b>	<b>0</b>	<b>0</b>	<b>0</b>	<b>0</b>	<b>0.0</b>	<b>0.0</b>	<b>0</b>	<b>0</b>	<b>0</b>	<b>0</b>	<b>0</b>	<b>0</b>	<b>0</b>	<b>0</b>	<b>0</b>	<b>0</b>	<b>0</b>	<b>0</b>	<b>0</b>	<b>0</b>	<b>0</b>	<b>0</b>	<b>0</b>	





# DARE OGUNBOWALE



**33**  
RUNNING BACK

**Ht:** 5-11      **Wt:** 205  
**DOB:** 5/4/1994      **College:** Wisconsin  
**Texans Season:** 2      **NFL Season:** 5  
**Acquired:** FA-'22

**TRANSACTIONS:** Signed with the Houston Texans as an undrafted free agent on May 16, 2017...Waived by the Texans on Sept. 2, 2017...Signed to the Texans practice squad on Sept. 3, 2017...Released from the Texans practice squad on Oct. 6, 2017...Signed to the Tampa Bay Buccaneers practice squad on Nov. 29, 2017...Released from the Buccaneers practice squad on Dec. 6, 2017...Signed to the Washington Commanders practice squad on Dec. 12, 2017...Elevated to the Commanders active roster on Dec. 22, 2017...Waived by the Commanders on March 6, 2018...Signed by the Buccaneers on Aug. 2, 2018...Waived by the Buccaneers on Sept. 1, 2018...Signed to the Buccaneers practice squad on Sept. 2, 2018...Released from the Buccaneers practice squad on Oct. 16, 2018...Signed to the Buccaneers practice squad on Oct. 30, 2018...Elevated to the Buccaneers active roster on Nov. 13, 2018...Waived by the Buccaneers on Nov. 30, 2018...Signed to the Buccaneers practice squad on Dec. 4, 2018...Signed with the Buccaneers on Dec. 31, 2018...Waived by the Buccaneers on Sept. 4, 2020...Signed by the Jacksonville Jaguars on Sept. 10, 2020...Signed an extension with the Jaguars on April 19, 2021...Signed with the Texans as a free agent on March 23, 2022.

**2022 (Houston 17/4):**

- ✦ While playing a large special teams role, has also totaled 42 carries for 123 yards (2.9 avg.) and one touchdown, while hauling in 20 receptions for 104 yards (5.2 avg.)
- ✦ Opened the season on the Texans active roster, playing 21 special teams snaps in Week 1 vs. Indianapolis (9/11)
- ✦ Rushed the ball one time for eight yards while catching five passes for 54 yards (10.8 avg.) at Las Vegas (10/23)
- ✦ Recovered a fumble forced by DB Tremon Smith while covering a Texans punt in the first quarter vs. Tennessee (10/30)
- ✦ Carried the ball five times for 22 yards (4.4 avg.) and a score at Miami (11/27), his fourth rushing touchdown of his career
- ✦ Rushed the ball a season-high 11 times for 33 yards (3.0 avg.) during the final game of the season at Indianapolis (1/8)

**2021 (Jacksonville 17/2):**

- ✦ Handled a career-high 43 carries and rushed for 137 yards (3.2 avg.) and one touchdown, also catching 13 passes for 114 yards (8.8 avg.) and a score
- ✦ Logged a career-high 17 carries and tallied 57 rushing yards (3.4 avg.) and one touchdown as well as two receptions for 15 yards at the N.Y. Jets (12/26)
- ✦ Made his first start of the season and rushed nine times for 36 yards (4.0 avg.) and caught two passes for 32 yards and his first career receiving touchdown at New England (1/2/22)
- ✦ Started at Indianapolis (1/9/22) and rushed 11 times for 30 yards (2.7 avg.) and notched three receptions for 25 yards (8.3 avg.)

**2020 (Jacksonville 14/2):**

- ✦ Totaled a career-high 145 rushing yards on 32 carries (4.5 avg.) and caught 10 passes for 54 yards (5.4 avg.)
- ✦ Logged his first carry of the season at Minnesota (12/6), rushing twice for seven yards (3.5 avg.)
- ✦ Made his first start of the season and rushed 14 times for a career-high 71 yards (5.1 avg.) and tallied three receptions for seven yards (2.3 avg.) vs. Chicago (12/27)
- ✦ Rushed 14 times for 50 yards (3.6 avg.) and tallied a season-high four receptions for 22 yards (5.5 avg.) at Indianapolis (1/3/21)

**2019 (Tampa Bay 16/0):**

- ✦ Played in all 16 games for the first time in his career and posted his first career rushing attempts and receptions, totaling 11 carries for 17 yards and two touchdowns and 35 receptions for 286 yards
- ✦ Served as the team's special teams captain

**2018 (Tampa Bay 2/0):**

- ✦ Spent time on the Buccaneers practice squad before appearing in two games, making his season debut at the N.Y. Giants (11/18)

**2017 (Washington 2/0):**

- ✦ Added depth on the Washington practice squad before making his NFL debut vs. Denver (12/24)



- ✦ Appeared in the season finale at the N.Y. Giants (12/31)

### COLLEGE:

- ✦ Played four seasons (2013-16) at the University of Wisconsin in Madison, Wis.
- ✦ Lettered for the fourth consecutive year after appearing in all 14 games as a senior (2016), rushing 91 times for 506 yards and five touchdowns and catching 24 passes for 208 yards and a score
- ✦ Played in all 13 games with 10 starts as a junior (2015) and was the team's leading rusher with 194 carries for 819 yards and seven touchdowns, also catching 36 passes for 299 yards and a score
- ✦ Appeared in all 14 games as a sophomore (2014) and switched from cornerback to running back
- ✦ Played in eight games on special teams as a redshirt freshman (2013)

### PERSONAL:

- ✦ Attended Marquette University High School in Milwaukee, where he was a team captain and was named all-conference at defensive back as a senior after recording 38 tackles, two interceptions, two forced fumbles and two fumble recoveries
- ✦ Also lettered in basketball and track
- ✦ Was a two-time basketball defensive player of the year
- ✦ Sister, Arike, plays basketball for the Dallas Wings
- ✦ Cousin, Diamond Stone, was named Wisconsin state player of the year in boys' basketball and played at Maryland in 2015-16 before being selected in the 2016 NBA Draft

### DARE OGUNBOWALE'S NFL REGULAR SEASON RUSHING/RECEIVING STATISTICS

DATE	TEAM	GP	GS	RUSHING					RECEIVING					
				NO.	YDS.	AVG.	LG	TD	NO.	YDS.	AVG.	LG	TD	
2017	Texans	0	0	0	0	0.0	0	0	0	0	0	0.0	0	0
Went from <b>Houston</b> to <b>Washington</b> .														
2017	Redskins	2	0	0	0	0.0	0	0	0	0	0	0.0	0	0
2017	TOTAL	2	0	0	0	0.0	0	0	0	0	0	0.0	0	0
2018	Buccaneers	2	0	0	0	0.0	0	0	0	0	0	0.0	0	0
2019	Buccaneers	16	0	11	17	1.5	12	2	35	286	8.2	21	0	0
2020	Jaguars	14	2	32	145	4.5	25	0	10	54	5.4	12	0	0
2021	Jaguars	17	2	43	137	3.2	12	1	13	114	8.8	28t	1	0
2022	Texans	17	4	42	123	2.9	11	1	20	104	5.2	23	0	0
<b>NFL TOTALS</b>		<b>68</b>	<b>8</b>	<b>128</b>	<b>422</b>	<b>3.3</b>	<b>25</b>	<b>4</b>	<b>78</b>	<b>558</b>	<b>7.2</b>	<b>28T</b>	<b>1</b>	<b>0</b>

### DARE OGUNBOWALE'S NFL REGULAR SEASON RETURN STATISTICS

DATE	TEAM	KICKOFF RETURNS					PUNT RETURNS						
		RET.	YDS.	AVG.	LG	TD	NO.	FC	YDS.	AVG.	LG	TD	
2017	Texans	0	0	0.0	0	0	0	0	0	0	0.0	0	0
Went from <b>Houston</b> to <b>Washington</b> .													
2017	Redskins	0	0	0.0	0	0	0	0	0	0	0.0	0	0
2017	TOTAL	0	0	0.0	0	0	0	0	0	0	0.0	0	0
2018	Buccaneers	7	137	19.6	25	0	0	0	0	0	0.0	0	0
2019	Buccaneers	12	223	18.6	26	0	0	0	0	0	0.0	0	0
2020	Jaguars	0	6	0.0	6	0	0	0	0	0	0.0	0	0
2021	Jaguars	0	0	0.0	0	0	0	0	0	0	0.0	0	0
2022	Texans	2	46	23.0	25	0	0	0	0	0	0.0	0	0
<b>NFL TOTALS</b>		<b>21</b>	<b>412</b>	<b>19.6</b>	<b>26</b>	<b>0</b>	<b>0</b>	<b>0</b>	<b>0</b>	<b>0</b>	<b>0.0</b>	<b>0</b>	<b>0</b>



## SINGLE-GAME HIGHS: RUSHING/RECEIVING

**Rush Attempts** 17 at New York Jets, Dec 26, 2021  
**Rushing Yards** 71 vs. Chicago Bears, Dec 27, 2020  
**Rushing Average** 5.1 vs. Chicago Bears, Dec 27, 2020  
**Longest Runs** 25 vs. Chicago Bears, Dec 27, 2020  
**Rushing TDs** 1 at Miami Dolphins, Nov 27, 2022  
 ...3 more at 1.  
**Receptions** 5 at Indianapolis Colts, Jan 08, 2023  
 ...2 more at 5.  
**Receiving Yards** 54 at Las Vegas Raiders, Oct 23, 2022  
**Receiving Average** 11.3 vs. Houston Texans, Dec 21, 2019  
**Longest Receptions** 28t at New England Patriots, Jan 02, 2022

**Receiving TDs** 1 at New England Patriots, Jan 02, 2022  
**All-Purpose Yards** 137 at New York Giants, Nov 18, 2018  
**Kickoff Returns** 7 at New York Giants, Nov 18, 2018  
**Kickoff Return Yards** 137 at New York Giants, Nov 18, 2018  
**Longest Kickoff Return** 26 vs. Indianapolis Colts, Dec 08, 2019  
**Kickoff Return Average** 20.3 vs. Atlanta Falcons, Dec 29, 2019  
**Special Teams Tackles** 2 at Jacksonville Jaguars, Oct 09, 2022  
 ...5 more at 2.  
**Most TDs** 1 at Miami Dolphins, Nov 27, 2022  
 ...4 more at 1.  
**Miscellaneous Tackles** 1 vs. Pittsburgh Steelers, Nov 22, 2020  
 ...1 more at 1.

## 2022 GAME-BY-GAME REGULAR-SEASON STATISTICS (TEXANS)

W	DATE	OPPONENT	P/S	RUSHING					RECEIVING					W/L/T	SCORE
				NO.	YDS.	AVG.	LG	TD	NO.	YDS.	AVG.	LG	TD		
01	09/11	Colts	P	0	0	0.0	0	0	0	0	0.0	0	0	T	20-20
02	09/18	at Broncos	P	0	0	0.0	0	0	0	0	0.0	0	0	L	9-16
03	09/25	at Bears	P	0	0	0.0	0	0	0	0	0.0	0	0	L	20-23
04	10/02	Chargers	P	0	0	0.0	0	0	0	0	0.0	0	0	L	24-34
05	10/09	at Jaguars	P	0	0	0.0	0	0	0	0	0.0	0	0	W	13-6
07	10/23	at Raiders	P	1	8	8.0	8	0	5	54	10.8	23	0	L	20-38
08	10/30	Titans	P	0	0	0.0	0	0	1	0	0.0	0	0	L	10-17
09	11/03	Eagles	P	0	0	0.0	0	0	0	0	0.0	0	0	L	17-29
10	11/13	at Giants	P	0	0	0.0	0	0	1	13	13.0	13	0	L	16-24
11	11/20	Commanders	P	0	0	0.0	0	0	1	5	5.0	5	0	L	10-23
12	11/27	at Dolphins	S	4	14	3.5	9	1	1	6	6.0	6	0	L	15-30
13	12/04	Browns	P	2	8	4.0	6	0	2	13	6.5	7	0	L	14-27
14	12/11	at Cowboys	P	1	-3	-3.0	-3	0	2	4	2.0	4	0	L	23-27
15	12/18	Chiefs	S	8	14	1.8	3	0	0	0	0.0	0	0	L	24-30+
16	12/24	at Titans	P	8	28	3.5	8	0	0	0	0.0	0	0	W	19-14
17	01/01	Jaguars	S	7	21	3.0	9	0	2	4	2.0	2	0	L	3-31
18	01/08	at Colts	S	11	33	3.0	11	0	5	5	1.0	6	0	W	32-31
<b>2022 TOTALS</b>			<b>17-4</b>	<b>42</b>	<b>123</b>	<b>2.9</b>	<b>11</b>	<b>1</b>	<b>20</b>	<b>104</b>	<b>5.2</b>	<b>23</b>	<b>0</b>	<b>3-13-1</b>	

+ - Overtime



# JARRETT PATTERSON



**68**  
CENTER/GUARD

**Ht:** 6-4

**DOB:** 9/1/1999

**Texans Season:** R

**Acquired:** D6a-'23

**Wt:** 310

**College:** Notre Dame

**NFL Season:** R


**TRANSACTIONS:** Selected by the Houston Texans in the sixth round (201st overall) of the 2023 NFL Draft.

**COLLEGE:**

- ✔ Played five seasons (2018-22) at Notre Dame, where he played in 24 games, including 21 starts
- ✔ 2022 AFCA All-American
- ✔ Named the team's offensive lineman of the year in 2022
- ✔ In 2022, helped the Irish average 4.6 yards per carry, racking up 2,457 total rushing yards and 25 rushing touchdowns
- ✔ Served as team captain for the 2021 and 2022 season

**PERSONAL:**

- ✔ Played for coach Bob Johnson at Mission Viejo
- ✔ Helped Mission Viejo to the 2015 California Interscholastic Federation Division 1-AA Championship
- ✔ Mission Viejo registered a 51-4 record over his four-year varsity career



# DENZEL PERRYMAN



**6**  
LINEBACKER

**Ht:** 5-11      **Wt:** 240  
**DOB:** 5/12/1992      **College:** Miami  
**Texans Season:** 1      **NFL Season:** 8  
**Acquired:** UFA-'23

**TRANSACTIONS:** Selected by the San Diego Chargers in the second round (48th overall) of the 2015 NFL Draft on May 1, 2015...Signed as an unrestricted free agent with the Carolina Panthers on March 18, 2021...Acquired via trade by the Las Vegas Raiders from the Panthers on Aug. 26, 2021...Signed with the Houston Texans as an unrestricted free agent on April 4, 2023.

**HONORS:**

- Pro Bowl Selection (2021)

**2022 (Las Vegas 12/11):**

- Appeared in 12 games (11 starts), posting 83 tackles (54 solo) with 1.0 sack and two interceptions
- Sacked QB Patrick Mahomes at Kansas City (10/10)
- Recorded a season-high 10 tackles at Jacksonville (11/6), which ranked as the second most on the team
- Picked off a pass from QB Geno Smith, returning the ball 24 yards at Seattle (11/27)
- Intercepted a pass from QB Kenny Pickett at Pittsburgh (12/24), marking a new single-season career high in interceptions (2)

**2021 (Las Vegas 15/15, 1/1):**

- Started all 15 regular season games he appeared in, setting a new career-high for both games played and started
- Earned his first Pro Bowl honor after trying for third in the league with 154 tackles (102 solo) and adding three passes defended, one forced fumble and two fumble recoveries
- Had a career high 14 tackles (10) in Week 3 vs. Miami (9/26)
- Made his lone playoff start of his career, tallying nine tackles at Cincinnati (1/15)

**2020 (Los Angeles Chargers 13/6):**

- Played in 13 games (six starts), tallying 48 tackles (25 solo), 1.0 sack, one pass defended and one forced fumble
- Posted a season-high seven tackles in each of the last two games vs. Denver (12/27) and at Kansas City (1/3)
- Tallied his only sack of the season on QB Joe Flacco vs. the New York Jets (11/22)

**2019 (Los Angeles Chargers 14/10):**

- Appeared in 14 games with 10 starts and finished second on the team with 68 tackles (51 solo), while also adding an interception, one pass defended and one forced fumble on the year
- Notched a season-high eight tackles at Tennessee (10/20), including one tackle for loss
- Recovered a fumble vs. Kansas City (11/18)

**2018 (Los Angeles Chargers 9/9):**

- Started all nine games he appeared in and totaled 51 tackles (30 solo), one interception and two passes defended
- Was placed on Reserve/Injured in Week 9 after suffering a season-ending knee injury
- Finished with a season-high eight tackles at Chicago (10/27)

**2017 (Los Angeles Chargers 7/6):**

- Played in seven games (six starts), totaling 37 tackles (25 solo) and one fumble recovery
- Began the season on Reserve/Injured after suffering an ankle injury
- Posted a season-high 10 tackles vs. Buffalo (11/19)
- Scooped up a fumble vs. Washington (12/10), his lone fumble recovery of the season

**2016 (San Diego Chargers 12/11):**

- Appeared in 12 games with 11 starts, recording 71 tackles (55 solo) 2.0 sacks, one interception and two passes defended
- Grabbed his first career interception at Atlanta (10/30), picking off a pass from QB Matt Ryan
- Tallied nine tackles (seven) and two tackles for loss at Carolina (12/18), the first multi-tackles for loss game of his career



## 2015 (San Diego Chargers 14/9):

- During his rookie season, he played in 14 games (nine starts), finishing with 67 tackles (58 solo), 2.0 sacks and one force fumble
- Made his NFL debut vs. Detroit (9/13), appearing special teams
- In his first career start, he tallied eight tackles (seven) and one forced fumble at Green Bay (10/18)

## COLLEGE

- Played four seasons (2011-14) at Miami (Fla.), playing in 47 games and earning 37 starts
- During his time in Coral Gables, he tallied 351 tackles, 4.5 sacks, two interceptions, eight passes defensed and seven forced fumbles
- Earned First-Team All-ACC honors following his junior and senior seasons
- Played in all 13 games as a senior, leading the team with 110 tackles while adding 2.0 sacks and three forced fumbles
- During his junior year, he finished with 108 tackles and 1.5 sacks

## PERSONAL

- Attended Coral Gables (Fla.) High School, finishing his senior year with 137 tackles, 4.0 sacks and one interception
- Played linebacker and tight end while also seeing action at kicker and punter
- Lettered on year in basketball

### DENZEL PERRYMAN'S NFL REGULAR SEASON DEFENSIVE STATISTICS

DATE	TEAM	GP	GS	TACKLES							INTERCEPTIONS						FUMBLES				ST				MISC			
				TK	S	A	TFL	YDS	SK	YDS	QBH	NO	YDS	LG	TD	PD	FF	FR	TD	YDS	TK	S	A	FF	FR	S	A	
2015	Chargers	14	9	67	58	9	8	35	2.0	23.0	3	0	0	0	0	0	1	0	0	0	6	6	0	0	0	0	0	0
2016	Chargers	12	11	71	55	16	8	25	2.0	8.0	2	1	1	1	0	2	0	0	0	0	1	1	0	0	0	0	0	0
2017	Chargers	7	6	37	25	12	1	1	0.0	0.0	0	0	0	0	0	0	0	1	0	0	0	0	0	0	0	0	0	0
2018	Chargers	9	9	51	30	21	1	0	0.0	0.0	1	1	16	16	0	2	0	0	0	0	0	0	0	0	0	0	0	0
2019	Chargers	14	10	68	51	17	5	7	0.0	0.0	0	1	0	0	0	1	1	0	0	0	0	0	0	0	0	0	0	0
2020	Chargers	13	6	48	25	23	3	12	1.0	9.0	2	0	0	0	0	1	1	0	0	0	0	0	0	0	0	0	0	0
2021	Raiders	15	15	154	102	52	5	16	0.0	0.0	3	0	0	0	0	3	1	2	0	2	0	0	0	0	0	0	0	0
2022	Raiders	12	11	83	54	29	14	32	1.0	7.0	5	2	48	24	0	2	0	0	0	0	0	0	0	0	0	0	0	0
<b>NFL TOTALS</b>		<b>96</b>	<b>77</b>	<b>579</b>	<b>400</b>	<b>179</b>	<b>45</b>	<b>128</b>	<b>6.0</b>	<b>47.0</b>	<b>16</b>	<b>5</b>	<b>65</b>	<b>24</b>	<b>0</b>	<b>11</b>	<b>4</b>	<b>3</b>	<b>0</b>	<b>2</b>	<b>7</b>	<b>7</b>	<b>0</b>	<b>0</b>	<b>0</b>	<b>0</b>	<b>0</b>	<b>0</b>

### DENZEL PERRYMAN'S NFL POSTSEASON DEFENSIVE STATISTICS

DATE	TEAM	GP	GS	TACKLES							INTERCEPTIONS						FUMBLES				ST				MISC			
				TK	S	A	TFL	YDS	SK	YDS	QBH	NO	YDS	LG	TD	PD	FF	FR	TD	YDS	TK	S	A	FF	FR	S	A	
2018	Chargers	0	0	0	0	0	0	0	0.0	0.0	0	0	0	0	0	0	0	0	0	0	0	0	0	0	0	0	0	0
2021	Raiders	1	1	9	6	3	0	0	0.0	0.0	0	0	0	0	0	0	0	0	0	0	0	0	0	0	0	0	0	0
<b>NFL TOTALS</b>		<b>1</b>	<b>1</b>	<b>9</b>	<b>6</b>	<b>3</b>	<b>0</b>	<b>0</b>	<b>0.0</b>	<b>0.0</b>	<b>0</b>	<b>0</b>	<b>0</b>	<b>0</b>	<b>0</b>	<b>0</b>	<b>0</b>	<b>0</b>	<b>0</b>	<b>0</b>	<b>0</b>	<b>0</b>	<b>0</b>	<b>0</b>	<b>0</b>	<b>0</b>	<b>0</b>	<b>0</b>

### SINGLE-GAME HIGHS: DEFENSIVE

<b>Total Tackles</b>	14 vs. Miami Dolphins, Sep 26, 2021	<b>Tackles For Loss</b>	2 at Seattle Seahawks, Nov 27, 2022 ...7 more at 2.
<b>Solo Tackles</b>	10 vs. Chicago Bears, Oct 10, 2021 ...3 more at 10.	<b>Interceptions</b>	1 at Pittsburgh Steelers, Dec 24, 2022 ...4 more at 1.
<b>Sacks</b>	1.0 at Kansas City Chiefs, Oct 10, 2022 ...5 more at 1.0.	<b>Interception Return Yards</b>	24 at Pittsburgh Steelers, Dec 24, 2022 ...1 more at 24.
<b>Passes Defensed</b>	2 vs. Cincinnati Bengals, Nov 21, 2021	<b>Special Teams Tackles</b>	5 at Cincinnati Bengals, Sep 20, 2015
<b>Forced Fumbles</b>	1 at Indianapolis Colts, Jan 02, 2022 ...3 more at 1.	<b>Longest Opponent's Fumble Return</b>	1 at Denver Broncos, Oct 17, 2021 ...1 more at 1.
<b>Fumble Recoveries</b>	1 at Denver Broncos, Oct 17, 2021 ...2 more at 1.		

### SINGLE-GAME HIGHS - POSTSEASON: DEFENSIVE

<b>Total Tackles</b>	9 at Cincinnati Bengals, Jan 15, 2022	<b>Solo Tackles</b>	6 at Cincinnati Bengals, Jan 15, 2022
----------------------	---------------------------------------	---------------------	---------------------------------------



# PLAYER BIOS



## 2022 GAME-BY-GAME REGULAR-SEASON STATISTICS (RAIDERS)

W	DATE	OPPONENT	P/S	TACKLES								INTERCEPTIONS				FUMBLES				ST				MISC		W/L	SCORE	
				TK	S	A	SK	YDS	TFL	YDS	QBH	NO	YDS	LG	TD	PD	FF	FR	TD	YDS	TK	S	A	FF	FR			S
01	09/11	at Chargers	S	3	2	1	0.0	0.0	1	3	0	0	0	0	0	0	0	0	0	0	0	0	0	0	0	0	L	19-24
02	09/18	Cardinals		INACTIVE																				L	23-29+			
03	09/25	at Titans		INACTIVE																				L	22-24			
04	10/02	Broncos	S	5	4	1	0.0	0.0	2	4	0	0	0	0	0	0	0	0	0	0	0	0	0	0	0	W	32-23	
05	10/10	at Chiefs	S	8	6	2	1.0	7.0	1	7	1	0	0	0	0	0	0	0	0	0	0	0	0	0	0	L	29-30	
07	10/23	Texans	S	6	5	1	0.0	0.0	2	3	0	0	0	0	0	0	0	0	0	0	0	0	0	0	0	W	38-20	
08	10/30	at Saints	S	8	6	2	0.0	0.0	1	1	0	0	0	0	0	0	0	0	0	0	0	0	0	0	0	L	0-24	
09	11/06	at Jaguars	S	10	6	4	0.0	0.0	0	0	1	0	0	0	0	0	0	0	0	0	0	0	0	0	0	L	20-27	
10	11/13	Colts		INACTIVE																				L	20-25			
11	11/20	at Broncos	P	6	5	1	0.0	0.0	2	5	2	0	0	0	0	0	0	0	0	0	0	0	0	0	0	W	22-16+	
12	11/27	at Seahawks	S	9	4	5	0.0	0.0	2	3	0	1	24	24	0	1	0	0	0	0	0	0	0	0	0	0	W	40-34+
13	12/04	Chargers	S	7	2	5	0.0	0.0	1	0	1	0	0	0	0	0	0	0	0	0	0	0	0	0	0	W	27-20	
14	12/08	at Rams	S	8	4	4	0.0	0.0	0	0	0	0	0	0	0	0	0	0	0	0	0	0	0	0	0	L	16-17	
15	12/18	Patriots	S	9	8	1	0.0	0.0	1	5	0	0	0	0	0	0	0	0	0	0	0	0	0	0	0	W	30-24	
16	12/24	at Steelers	S	4	2	2	0.0	0.0	1	1	0	1	24	24	0	1	0	0	0	0	0	0	0	0	0	L	10-13	
17	01/01	49ers		RESERVE/INJURED																				L	34-37+			
18	01/07	Chiefs		RESERVE/INJURED																				L	13-31			
<b>2022 TOTALS</b>			<b>12-11</b>	<b>83</b>	<b>54</b>	<b>29</b>	<b>1.0</b>	<b>7.0</b>	<b>14</b>	<b>32</b>	<b>5</b>	<b>2</b>	<b>48</b>	<b>24</b>	<b>0</b>	<b>2</b>	<b>0</b>	<b>0</b>	<b>0</b>	<b>0</b>	<b>0</b>	<b>0</b>	<b>0</b>	<b>0</b>	<b>0</b>	<b>0</b>	<b>6-11</b>	

+ - Overtime



DARIUS  
PHILLIPS



44  
CORNERBACK

Ht: 5-9

Wt: 190

DOB: 6/26/1995

College: Western Michigan

Texans Season: 1

NFL Season: 5

Acquired: FA-'23

**TRANSACTIONS:** Selected by the Cincinnati Bengals in the fifth round (170th overall) of the 2018 NFL Draft...Signed with the Las Vegas Raiders as a free agent on March 19, 2022...Signed with the Denver Broncos as a free agent on Sept. 1, 2022...Signed with the Houston Texans as a free agent on May 4, 2023.

**2022 (Denver 9/0):**

- ✦ Appeared in nine games with Denver and recorded one special teams tackle

**2021 (Cincinnati 12/0):**

- ✦ Played in 12 games, primarily as a return specialist
- ✦ Set a career-high with 25 punt returns for 177 yards (7.1 avg.)
- ✦ Returned eight kickoffs for 169 yards (21.1 avg.) with a long return of 32 yards
- ✦ Totaled seven tackles (five) and two passes defended

**2020 (Cincinnati 12/8):**

- ✦ Played in 12 games with a career-high eight starts in the secondary
- ✦ Posted a career-high 36 tackles (29) and 12 passes defended, two forced fumbles and one interception

**2019 (Cincinnati 8/1):**

- ✦ Saw action in eight games with one start
- ✦ Led team with four interceptions for 82 return yards
- ✦ Served as primary kick returner, returning 17 kickoffs for 373 yards (21.9 avg.)

**2018 (Cincinnati 15/1):**

- ✦ Played in 15 games with one start as a rookie and tallied 19 total tackles (18 solo), two passes defended and one forced fumble

**COLLEGE:**

- ✦ Played in 51 games in four seasons at Western Michigan
- ✦ Set FBS career record with 12 total returns for TDs
- ✦ Set FBS record with five career INTs for TDs and ranked sixth in FBS history with 3,145 career kickoff return yards
- ✦ Totaled 127 career tackles, including 13 tackles for loss, 47 passes defended, 12 INTs, four forced fumbles and three fumble recoveries
- ✦ Scored 14 total TDs, five on kickoff returns, one on a punt return, five on INT returns, one on a fumble recovery and two receiving

**PERSONAL:**

- ✦ Attended Robichaud High School in Dearborn Heights, Mich.
- ✦ Ranked as the No. 37 recruit in Michigan on the Detroit News Blue Chip 60 list
- ✦ Ranked as the No. 50 recruit in Michigan on Mick McCabe's Detroit Free Press Fab-50 list
- ✦ Also lettered in basketball



## DARIUS PHILLIPS' NFL REGULAR SEASON DEFENSIVE STATISTICS

DATE	TEAM	GP	GS	TACKLES								INTERCEPTIONS					FUMBLES				ST				MISC				
				TK	S	A	TFL	YDS	SK	YDS	QBH	NO	YDS	LG	TD	PD	FF	FR	TD	YDS	TK	S	A	FF	FR	S	A		
2017	Bengals	0	0	0	0	0	0	0	0	0.0	0.0	0	0	0	0	0	0	0	0	0	0	0	0	0	0	0	0	0	
2018	Bengals	15	1	19	18	1	0	0	0.0	0.0	0	0	0	0	2	1	0	0	0	0	3	1	2	0	1	0	0	0	
2019	Bengals	8	1	4	4	0	0	0	0.0	0.0	0	4	82	28	0	7	0	0	0	0	1	0	1	0	0	0	0	0	
2020	Bengals	12	8	36	29	7	2	3	0.0	0.0	2	1	21	21	0	12	2	0	0	0	2	1	1	0	0	0	0	0	
2021	Bengals	12	0	7	5	2	0	0	0.0	0.0	0	0	0	0	2	0	0	0	0	0	1	1	0	0	0	0	0	0	
2022	Broncos	9	0	0	0	0	0	0	0.0	0.0	0	0	0	0	0	0	0	0	0	0	2	1	1	0	0	0	0	0	
Went from Denver to Las Vegas.																													
2022	Raiders	0	0	0	0	0	0	0	0.0	0.0	0	0	0	0	0	0	0	0	0	0	0	0	0	0	0	0	0	0	0
2022	TOTAL	9	0	0	0	0	0	0	0.0	0.0	0	0	0	0	0	0	0	0	0	0	2	1	1	0	0	0	0	0	
NFL TOTALS		56	10	66	56	10	2	3	0.0	0.0	2	5	103	28	0	23	3	0	0	0	9	4	5	0	1	0	0	0	

## DARIUS PHILLIPS' NFL POSTSEASON DEFENSIVE STATISTICS

DATE	TEAM	GP	GS	TACKLES								INTERCEPTIONS					FUMBLES				ST				MISC			
				TK	S	A	TFL	YDS	SK	YDS	QBH	NO	YDS	LG	TD	PD	FF	FR	TD	YDS	TK	S	A	FF	FR	S	A	
2021	Bengals	0	0	0	0	0	0	0	0	0.0	0.0	0	0	0	0	0	0	0	0	0	0	0	0	0	0	0	0	0
NFL TOTALS		0	0	0	0	0	0	0	0	0.0	0.0	0	0	0	0	0	0	0	0	0	0	0	0	0	0	0	0	0

### SINGLE-GAME HIGHS: DEFENSIVE

<b>Total Tackles</b>	9 at Houston Texans, Dec 27, 2020	<b>Interceptions</b>	2 vs. Cleveland Browns, Dec 29, 2019
<b>Solo Tackles</b>	7 at Houston Texans, Dec 27, 2020	<b>Interception Return Yards</b>	55 vs. Cleveland Browns, Dec 29, 2019
<b>Passes Defensed</b>	3 vs. Pittsburgh Steelers, Dec 21, 2020 ...2 more at 3.	<b>Special Teams Tackles</b>	1 at Detroit Lions, Oct 17, 2021 ...6 more at 1.
<b>Forced Fumbles</b>	2 at Houston Texans, Dec 27, 2020	<b>Special Teams Fumble Recoveries</b>	1 vs. Baltimore Ravens, Sep 13, 2018
<b>Tackles For Loss</b>	1 vs. Pittsburgh Steelers, Dec 21, 2020 ...1 more at 1.		

# PLAYER BIOS



## 2022 GAME-BY-GAME REGULAR-SEASON STATISTICS (BRONCOS/RAIDERS)

W	DATE	OPPONENT	P/S	TACKLES						INTERCEPTIONS					FUMBLES			ST		MISC		W/L	SCORE						
				TK	S	A	SK	YDS	TFL	YDS	QBH	NO	YDS	LG	TD	PD	FF	FR	TD	YDS	TK			S	A	FF	FR	S	A
01	09/12	at Seahawks	P	0	0	0	0.0	0.0	0	0	0	0	0	0	0	0	0	0	0	0	0	0	0	0	0	0	L	16-17	
02	09/18	Texans	P	0	0	0	0.0	0.0	0	0	0	0	0	0	0	0	0	0	0	0	0	0	0	0	0	0	W	16-9	
03	09/25	49ers																								W	11-10		
04	10/02	at Raiders																								L	23-32		
05	10/06	Colts																								L	9-12+		
06	10/17	at Chargers																								L	16-19+		
07	10/23	Jets	P	0	0	0	0.0	0.0	0	0	0	0	0	0	0	0	0	0	0	0	0	0	0	0	0	0	L	9-16	
08	10/30	at Jaguars	P	0	0	0	0.0	0.0	0	0	0	0	0	0	0	0	0	0	0	0	1	1	0	0	0	0	0	W	21-17
09	11/06	at Jaguars																								L	20-27		
10	11/13	at Titans																								L	10-17		
11	11/20	Raiders																								L	16-22+		
12	11/27	at Panthers	P	0	0	0	0.0	0.0	0	0	0	0	0	0	0	0	0	0	0	0	1	0	1	0	0	0	0	L	10-23
13	12/04	at Ravens	P	0	0	0	0.0	0.0	0	0	0	0	0	0	0	0	0	0	0	0	0	0	0	0	0	0	L	9-10	
14	12/11	Chiefs	P	0	0	0	0.0	0.0	0	0	0	0	0	0	0	0	0	0	0	0	0	0	0	0	0	0	L	28-34	
15	12/18	Cardinals	P	0	0	0	0.0	0.0	0	0	0	0	0	0	0	0	0	0	0	0	0	0	0	0	0	0	W	24-15	
16	12/25	at Rams																								L	14-51		
17	01/01	at Chiefs																								L	24-27		
18	01/08	Chargers																								W	31-28		
<b>2022 TOTALS</b>			<b>8-0</b>	<b>0</b>	<b>0</b>	<b>0</b>	<b>0.0</b>	<b>0.0</b>	<b>0</b>	<b>0</b>	<b>0</b>	<b>0</b>	<b>0</b>	<b>0</b>	<b>0</b>	<b>0</b>	<b>0</b>	<b>0</b>	<b>0</b>	<b>0</b>	<b>2</b>	<b>1</b>	<b>0</b>	<b>0</b>	<b>0</b>	<b>0</b>	<b>0</b>	<b>5-13</b>	

+ - Overtime



# DAMEON PIERCE

**31**  
RUNNING BACK

**Ht:** 5-10      **Wt:** 218  
**DOB:** 2/19/2000      **College:** Florida  
**Texans Season:** 2      **NFL Season:** 2  
**Acquired:** D4a-'22



**TRANSACTIONS:** Selected by the Houston Texans in the fourth round (107th overall) of the 2022 NFL Draft...Placed on reserved/injured on Dec. 17, 2022.

**2022 (Houston 13/13)**

- ✔ Carried the ball 220 times for 939 yards (4.3 avg.) and four touchdowns and caught 30 passes for 165 yards (5.5 avg.) and one touchdown
- ✔ Finished the season with 1,104 scrimmage yards, which was the third-most in franchise history and the fifth-most among all rookies in the league
- ✔ Averaged 72.2 rushing yards per game, which ranked eighth in the NFL and first among all rookie running backs
- ✔ Made his NFL debut as the starting running back for the Texans, rushing the ball 11 times for 33 yards (3.3 avg.) vs. Indianapolis (9/11)
- ✔ Posted an 80-yard effort which included his first career rushing touchdown at Chicago (9/25)
- ✔ Rushed for 131 yards vs. Los Angeles (10/2), which included a 75-yard touchdown run, the third longest rush in franchise history
- ✔ Carried the ball 26 times for 99 yards (3.8 avg.) and one touchdown in the team's first win of the season at Jacksonville (10/9)
- ✔ Tallied his fourth consecutive 100-plus scrimmage yard game at Las Vegas (10/23), rushing for 92 yards and posting 25 receiving yards
- ✔ Posted a career-high 139 rushing yards vs. Philadelphia (11/3) on Thursday Night Football, a career high
- ✔ Surpassed the 1,000 scrimmage yard mark vs. Cleveland (12/4), making him one-of-three rookies in franchise history to accomplish this feat

**COLLEGE:**

- ✔ Played four seasons (2018-21) at the University of Florida in Gainesville, Fla., where he played in 50 games and amassed 1,806 yards and 23 touchdowns on 329 carries (5.49 avg.) and 422 yards and five touchdowns on 45 receptions (9.38 avg.)

**2021 (Florida):**

- ✔ Saw action in all 13 games and finished his senior campaign with 574 rushing yards and 13 touchdowns on 100 carries (5.7 avg.) while catching 19 passes for 216 yards (11.4 avg.) and three scores
- ✔ Carried the ball seven times for 24 yards while tying his career high with two rushing touchdowns vs. Alabama (9/18)
- ✔ Finished with five carries for 24 yards and two rushing touchdowns while catching four passes for 55 yards and one receiving touchdown at LSU (10/16)
- ✔ Found the end zone three times vs. Samford (11/13), rushing seven times for 78 yards and two touchdowns with three receptions for 48 yards and one receiving touchdown
- ✔ Rushed 13 times for 57 yards and one touchdown in the Gasparilla Bowl vs. UCF (12/23)

**2020 (Florida):**

- ✔ Played in all 12 games (10 starts) and led the team in rushing with 503 yards and four touchdowns, also catching 17 passes for 156 yards and one touchdown
- ✔ Went for 51 yards and a touchdown on nine carries vs. South Carolina (10/3)
- ✔ Started and carried the ball 15 times for 52 yards and a touchdown and had two catches for 41 yards at Georgia (11/7)
- ✔ Ran for a touchdown in the SEC Championship vs. Alabama (12/19)
- ✔ Had 11 rushes for 60 yards with two catches totaling 20 yards in the Cotton Bowl vs. Oklahoma (12/30)

**2019 (Florida):**

- ✔ Played in 12 games and totaled 54 carries for 305 rushing yards (5.7 avg.) and four touchdowns, also catching four passes for 30 yards
- ✔ Finished second on the team in rushing yards and rushing touchdowns on the season
- ✔ Tallied six tackles on special teams



- ✦ Scored a touchdown on 11 carries for 39 yards vs. Tennessee (9/21)
- ✦ Rushed for 84 yards and a touchdown on six carries vs. Towson (9/28)
- ✦ Matched a career-high performance with 87 rushing yards and a touchdown, including a career-long rush of 75 yards, on seven carries at South Carolina (10/19)
- ✦ Rushed for 34 yards on six carries in the Orange Bowl vs. Virginia (12/30)

## 2018 (Florida):

- ✦ Played all 13 games as a reserve running back and a key member of Florida's special teams unit, totaling 69 carries for 424 rushing yards (6.1 avg.) and two touchdowns while catching five passes out of the backfield for 20 yards and one score. Also notched four tackles on special teams
- ✦ Carried the ball nine times for 75 yards in his collegiate debut vs. Charleston Southern (9/1)
- ✦ Tallied a season-high 87 rushing yards vs. Colorado State (9/15), including a 68-yard touchdown run in the fourth quarter of the game
- ✦ Recorded seven carries for 63 yards at Tennessee (9/22), including a 48-yard score to ice the game in the fourth quarter and garnered SEC Freshman of the Week honors

## PERSONAL:

- ✦ Attended Bainbridge (Ga.) High School where he was a four-year starter who amassed 6,779 yards on the ground with 92 career touchdowns, including two receiving scores. Finished with the 10th-most rushing yards in Georgia high school history
- ✦ Led his team to an 8-4 record and a berth in the 5A State Playoffs as a senior, rushing for 2,123 yards on 227 carries (9.4 avg.), averaging 193.0 yards per game while scoring 32 rushing touchdowns in addition to four receptions for 124 yards and a touchdown
- ✦ Named a 2016 and 2017 Class 5A All-State selection

### DAMEON PIERCE'S NFL REGULAR SEASON RUSHING/RECEIVING STATISTICS

DATE	TEAM	GP	GS	RUSHING					RECEIVING				
				NO.	YDS.	AVG.	LG	TD	NO.	YDS.	AVG.	LG	TD
2022	Texans	13	13	220	939	4.3	75t	4	30	165	5.5	16	1
<b>NFL TOTALS</b>		<b>13</b>	<b>13</b>	<b>220</b>	<b>939</b>	<b>4.3</b>	<b>75T</b>	<b>4</b>	<b>30</b>	<b>165</b>	<b>5.5</b>	<b>16</b>	<b>1</b>

### DAMEON PIERCE'S NFL REGULAR SEASON RETURN STATISTICS

DATE	TEAM	KICKOFF RETURNS					PUNT RETURNS					
		RET.	YDS.	AVG.	LG	TD	NO.	FC	YDS.	AVG.	LG	TD
2022	Texans	0	0	0.0	0	0	0	0	0	0.0	0	0
<b>NFL TOTALS</b>		<b>0</b>	<b>0</b>	<b>0.0</b>	<b>0</b>	<b>0</b>	<b>0</b>	<b>0</b>	<b>0</b>	<b>0.0</b>	<b>0</b>	<b>0</b>

### SINGLE-GAME HIGHS: RUSHING/RECEIVING

<b>Rush Attempts</b>	27 vs. Philadelphia Eagles, Nov 03, 2022	<b>Receiving Yards</b>	28 at New York Giants, Nov 13, 2022
<b>Rushing Yards</b>	139 vs. Philadelphia Eagles, Nov 03, 2022	<b>Receiving Average</b>	7.3 vs. Cleveland Browns, Dec 04, 2022
<b>Rushing Average</b>	9.4 vs. Los Angeles Chargers, Oct 02, 2022	<b>Longest Receptions</b>	16 at New York Giants, Nov 13, 2022
<b>Longest Runs</b>	75t vs. Los Angeles Chargers, Oct 02, 2022	<b>Receiving TDs</b>	1 vs. Tennessee Titans, Oct 30, 2022
<b>Rushing TDs</b>	1 at Dallas Cowboys, Dec 11, 2022	<b>All-Purpose Yards</b>	139 vs. Philadelphia Eagles, Nov 03, 2022
	...3 more at 1.		...1 more at 139.
<b>Receptions</b>	6 vs. Los Angeles Chargers, Oct 02, 2022	<b>Most TDs</b>	1 at Dallas Cowboys, Dec 11, 2022
			...4 more at 1.

### 100-YARD RUSHING GAMES (2): REGULAR SEASON

DATE	TEAM	ATT.	YDS.	AVG.	LG	TD
10/02/22	CHARGERS	14	131	9.4	75t	1
11/03/22	EAGLES	27	139	5.1	36	0

# PLAYER BIOS



## 2022 GAME-BY-GAME REGULAR-SEASON STATISTICS (TEXANS)

W	DATE	OPPONENT	P/S	RUSHING					RECEIVING					W/L/ T	SCORE
				NO.	YDS.	AVG.	LG	TD	NO.	YDS.	AVG.	LG	TD		
01	09/11	Colts	S	11	33	3.0	8	0	1	6	6.0	6	0	T	20-20
02	09/18	at Broncos	S	15	69	4.6	12	0	1	8	8.0	8	0	L	9-16
03	09/25	at Bears	S	20	80	4.0	24	1	2	21	10.5	12	0	L	20-23
04	10/02	Chargers	S	14	131	9.4	75t	1	6	8	1.3	8	0	L	24-34
05	10/09	at Jaguars	S	26	99	3.8	20	1	3	14	4.7	11	0	W	13-6
07	10/23	at Raiders	S	20	92	4.6	22	0	4	25	6.3	11	0	L	20-38
08	10/30	Titans	S	15	35	2.3	16	0	3	16	5.3	7	1	L	10-17
09	11/03	Eagles	S	27	139	5.1	36	0	0	0	0.0	0	0	L	17-29
10	11/13	at Giants	S	17	94	5.5	44	0	2	28	14.0	16	0	L	16-24
11	11/20	Commanders	S	10	8	0.8	3	0	2	9	4.5	7	0	L	10-23
12	11/27	at Dolphins	S	5	8	1.6	4	0	3	8	2.7	9	0	L	15-30
13	12/04	Browns	S	18	73	4.1	11	0	3	22	7.3	14	0	L	14-27
14	12/11	at Cowboys	S	22	78	3.5	24	1	0	0	0.0	0	0	L	23-27
15	12/18	Chiefs												L	24-30+
16	12/24	at Titans												W	19-14
17	01/01	Jaguars												L	3-31
18	01/08	at Colts												W	32-31
<b>2022 TOTALS</b>			<b>13-13</b>	<b>220</b>	<b>939</b>	<b>4.3</b>	<b>75T</b>	<b>4</b>	<b>30</b>	<b>165</b>	<b>5.5</b>	<b>16</b>	<b>1</b>	<b>3-13-1</b>	

+ - Overtime



JALEN  
PITRE

5  
SAFETY

Ht: 5-11      Wt: 198  
 DOB: 6/3/1999      College: Baylor  
 Texans Season: 2      NFL Season: 2  
 Acquired: D2a-'22



**TRANSACTIONS:** Selected by the Houston Texans in the second round (37th overall) of the 2022 NFL Draft.

**2022 (Houston 17/17):**

- ✔ Appeared and started in all 17 games, totaling a team-high 147 tackles (99 solo), 1.0 sack, five tackles for loss, one quarterback hit, five interceptions, eight passes defensed and one fumble recovery in his rookie season
- ✔ Made his first career NFL start and appearance while totaling 10 total tackles (five) vs. Indianapolis (9/11)
- ✔ Became just the second rookie in Texans history to record two interceptions and 1.0 sack in the same game, the fourth rookie in NFL history to record two interceptions and 1.0 sack in the same game and the first ever rookie to do so in Texans history at Chicago (9/25)
- ✔ Led the team with seven tackles (all solo) at Miami (11/27)
- ✔ With 16 tackles (nine) and one interception vs. Cleveland (12/4), he became the second in NFL history to post 15-or-more tackles and one interception in a single game, joining LB DeMeco Ryans (12/3/06) and set a franchise record for single-game tackles among rookies in franchise history (16)
- ✔ Posted a team-high nine tackles (seven) and the one interception (fourth of his career) at Tennessee (12/24)
- ✔ Became the only rookie to record 125-plus tackles and five interceptions during their rookie season (since tackles started being tracked in 2000) after posting 13 tackles and one interception vs. Jacksonville (1/1)
- ✔ Ended his rookie season with the second-most interceptions (five) and tackles (147) by a rookie in franchise history, the second-most interceptions by a rookie this season, and the sixth most tackles by any rookie in NFL history (since 1991)
- ✔ Was the only NFL player to post at least 100 total tackles and five interceptions in 2022 and became the first rookie to ever post at least 140 tackles and five interceptions

**COLLEGE:**

- ✔ Appeared in 52 games in five seasons (2017-21) at Baylor University in Waco, Texas, where he recorded 196 tackles (141 solo), 23 tackles for loss, 5.0 sacks, four interceptions, 14 passes defensed and four forced fumbles

**2021 (Baylor):**

- ✔ Started all 14 games and totaled 76 tackles (57 solo), 18 tackles for loss, 3.0 sacks, two interceptions, three forced fumbles and three fumble recoveries
- ✔ Earned consensus first-team All-America honors (Associated Press, AFCA, The Athletic, ESPN, FWAA, Walter Camp)
- ✔ Named Big 12 Defensive Player of the Year by the Associated Press and the league's coaches
- ✔ Selected to the All-Big 12 first team as a defensive back (Associated Press, coaches)
- ✔ Recognized as a 2021 Jim Thorpe Award finalist
- ✔ Recorded a season-high 10 tackles, one tackle for loss, 1.0 sack and one fumble recovery in a win vs. Texas (10/30)
- ✔ Helped Baylor to a Big 12 title with seven tackles, 2.0 tackles for loss and two pass breakups vs. Oklahoma State (12/4)
- ✔ Finished his Baylor career with five tackles, a tackle for loss and 1.0 sack to lead Baylor to a Sugar Bowl win vs. Ole Miss (1/1/22)

**2020 (Baylor):**

- ✔ Started all nine games and totaled a team-leading 60 tackles (41 solo), 13.0 tackles for loss, 2.5 sacks, two interceptions and one forced fumble
- ✔ Selected to the All-Big 12 first team as a safety by the Associated Press
- ✔ Tied his career high with seven tackles (four solo) to go along with 2.0 tackles for loss and one pass breakup in the win vs. Kansas (9/26)
- ✔ Set a new career high with 11 tackles (all solo) in addition to two tackles-for-loss and one forced fumble at West Virginia (10/3)
- ✔ Recorded his first career interception and returned it for a 30-yard touchdown, to go along with five tackles and 1.5 tackles for loss at Iowa State (11/7)





## 2019 (Baylor):

- ✦ Appeared in only four games and earned a medical redshirt, finishing with 12 tackles (nine solo), 1.5 tackles for loss and 1.0 sack
- ✦ Finished with three tackles (two solo) and one half tackle for loss vs. Texas Tech (10/5)
- ✦ Tallied a season-high five tackles (four solo) and 1.0 sack at Kansas State (10/5)

## 2018 (Baylor):

- ✦ Appeared in all 13 games (one start) and recorded 11 tackles (six solo) and 2.0 tackles for loss
- ✦ Notched his first tackle for loss of the season vs. Kansas State (10/6)
- ✦ Made his first start of the season vs. Kansas (9/22) and collected two tackles (one solo)

## 2017 (Baylor):

- ✦ Played in all 12 games (eight starts) as a true freshman, amassing 37 tackles (29 solo), 3.0 tackles for loss and 1.0 sack
- ✦ Made two tackles and one tackle for loss at Oklahoma State (10/14)
- ✦ Recorded four tackles and his first career pass defended vs. Iowa State (11/18)
- ✦ Started at TCU (11/24) and had five tackles

## PERSONAL:

- ✦ Attended Stafford (Texas) High School, where he was an All-District defensive back
- ✦ Totaled 83 tackles (59 solo), seven tackles for loss, six interceptions, 1.0 sack, two quarterback hits, four fumble recoveries and four forced fumbles as a senior
- ✦ Named the 2016 District 12-4A Defensive MVP following his senior season, when he led his school to the 4A Division I regionals
- ✦ Recognized on the 2016 All-Greater Houston second team by the Houston Chronicle

### JALEN PITRE'S NFL REGULAR SEASON DEFENSIVE STATISTICS

DATE	TEAM	GP	GS	TACKLES								INTERCEPTIONS					FUMBLES				ST				MISC					
				TK	S	A	TFL	YDS	SK	YDS	QBH	NO	YDS	LG	TD	PD	FF	FR	TD	YDS	TK	S	A	FF	FR	S	A			
2022	Texans	17	17	147	99	48	5	10	1.0	8.0	1	5	57	29	0	8	0	1	0	0	0	0	0	0	0	0	0	0	0	0
<b>NFL TOTALS</b>		<b>17</b>	<b>17</b>	<b>147</b>	<b>99</b>	<b>48</b>	<b>5</b>	<b>10</b>	<b>1.0</b>	<b>8.0</b>	<b>1</b>	<b>5</b>	<b>57</b>	<b>29</b>	<b>0</b>	<b>8</b>	<b>0</b>	<b>1</b>	<b>0</b>	<b>0</b>	<b>0</b>	<b>0</b>	<b>0</b>	<b>0</b>	<b>0</b>	<b>0</b>	<b>0</b>	<b>0</b>	<b>0</b>	

### SINGLE-GAME HIGHS: DEFENSIVE

<b>Total Tackles</b>	16 vs. Cleveland Browns, Dec 04, 2022	<b>Fumble Recoveries</b>	1 at Chicago Bears, Sep 25, 2022
<b>Solo Tackles</b>	11 vs. Jacksonville Jaguars, Jan 01, 2023	<b>Tackles For Loss</b>	2 vs. Tennessee Titans, Oct 30, 2022 ...1 more at 2.
<b>Sacks</b>	1.0 at Chicago Bears, Sep 25, 2022	<b>Interceptions</b>	2 at Chicago Bears, Sep 25, 2022
<b>Passes Defensed</b>	2 at Dallas Cowboys, Dec 11, 2022 ...1 more at 2.	<b>Interception Return Yards</b>	29 vs. Cleveland Browns, Dec 04, 2022


# PLAYER BIOS



## 2022 GAME-BY-GAME REGULAR-SEASON STATISTICS (TEXANS)

W	DATE	OPPONENT	P/S	TACKLES								INTERCEPTIONS					FUMBLES				ST				MISC		W/L	SCORE	
				TK	S	A	SK	YDS	TFL	YDS	QBH	NO	YDS	LG	TD	PD	FF	FR	TD	YDS	TK	S	A	FF	FR	S			A
01	09/11	Colts	S	10	5	5	0.0	0.0	0	0	0	0	0	0	0	0	0	0	0	0	0	0	0	0	0	0	0	T	20-20
02	09/18	at Broncos	S	5	2	3	0.0	0.0	0	0	0	0	0	0	0	0	0	0	0	0	0	0	0	0	0	0	L	9-16	
03	09/25	at Bears	S	8	5	3	1.0	8.0	2	8	1	2	22	20	0	2	0	1	0	0	0	0	0	0	0	0	L	20-23	
04	10/02	Chargers	S	7	3	4	0.0	0.0	1	0	0	0	0	0	0	0	0	0	0	0	0	0	0	0	0	0	L	24-34	
05	10/09	at Jaguars	S	8	6	2	0.0	0.0	0	0	0	0	0	0	0	0	0	0	0	0	0	0	0	0	0	0	W	13-6	
07	10/23	at Raiders	S	4	3	1	0.0	0.0	0	0	0	0	0	0	0	0	0	0	0	0	0	0	0	0	0	0	L	20-38	
08	10/30	Titans	S	6	5	1	0.0	0.0	2	2	0	0	0	0	0	0	0	0	0	0	0	0	0	0	0	0	L	10-17	
09	11/03	Eagles	S	9	7	2	0.0	0.0	0	0	0	0	0	0	0	0	0	0	0	0	0	0	0	0	0	0	L	17-29	
10	11/13	at Giants	S	7	3	4	0.0	0.0	0	0	0	0	0	0	0	0	0	0	0	0	0	0	0	0	0	0	L	16-24	
11	11/20	Commanders	S	5	2	3	0.0	0.0	0	0	0	0	0	0	0	0	0	0	0	0	0	0	0	0	0	0	L	10-23	
12	11/27	at Dolphins	S	7	7	0	0.0	0.0	0	0	0	0	0	0	0	1	0	0	0	0	0	0	0	0	0	0	L	15-30	
13	12/04	Browns	S	16	9	7	0.0	0.0	0	0	0	1	29	29	0	1	0	0	0	0	0	0	0	0	0	0	L	14-27	
14	12/11	at Cowboys	S	12	9	3	0.0	0.0	0	0	0	0	0	0	0	2	0	0	0	0	0	0	0	0	0	0	L	23-27	
15	12/18	Chiefs	S	13	8	5	0.0	0.0	0	0	0	0	0	0	0	0	0	0	0	0	0	0	0	0	0	0	L	24-30+	
16	12/24	at Titans	S	9	7	2	0.0	0.0	0	0	0	1	6	6	0	1	0	0	0	0	0	0	0	0	0	0	W	19-14	
17	01/01	Jaguars	S	13	11	2	0.0	0.0	0	0	0	1	0	0	0	1	0	0	0	0	0	0	0	0	0	0	L	3-31	
18	01/08	at Colts	S	8	7	1	0.0	0.0	0	0	0	0	0	0	0	0	0	0	0	0	0	0	0	0	0	0	W	32-31	
<b>2022 TOTALS</b>			<b>17-17</b>	<b>147</b>	<b>99</b>	<b>48</b>	<b>1.0</b>	<b>8.0</b>	<b>5</b>	<b>10</b>	<b>1</b>	<b>5</b>	<b>57</b>	<b>29</b>	<b>0</b>	<b>8</b>	<b>0</b>	<b>1</b>	<b>0</b>	<b>0</b>	<b>0</b>	<b>0</b>	<b>0</b>	<b>0</b>	<b>0</b>	<b>0</b>	<b>3-13-</b>	<b>1</b>	

+ - Overtime



# SCOTT QUESSENBERY



**54**  
CENTER

**Ht:** 6-3      **Wt:** 310  
**DOB:** 3/23/1995      **College:** UCLA  
**Texans Season:** 1      **NFL Season:** 5  
**Acquired:** UFA-'22

**TRANSACTIONS:** Selected by the Los Angeles Chargers in the fifth round (155th overall) of the 2018 NFL Draft...Placed on the reserve/COVID-19 list on Dec. 9, 2021...Activated from the reserve/COVID-19 list on Dec. 16, 2021...Signed with the Houston Texans as an unrestricted free agent on March 23, 2022...Resigned with the Texans on March 13, 2023.

**2022 (Houston 16/16):**

- Started a career-high 16 games at the center, following OL Justin Britt's departure after in Week 1
- Helped block for RB Dameon Pierce's 131-yard effort vs. the Los Angeles Chargers (10/2)
- Paved the way for Pierce's 139-yard effort vs. Philadelphia (11/3), a career high for the rookie

**2021 (L.A. Chargers 16/1):**

- Appeared in 16 games (one start) and blocked for QB Justin Herbert as he set the franchise record for touchdown passes in a season (38) and recorded 5,014 passing yards, 302 rushing yards and three rushing touchdowns
- Helped protect Herbert as he completed 26-of-38 passes (68.4 percent) for 281 yards, four touchdowns and a passer rating of 125.0 at Kansas City (9/26)
- Paved the way for an offense that saw the rushing attack total 112 yards on 23 carries (4.9 avg.) and three touchdowns along with 398 passing yards from Herbert, who threw for four touchdowns and a passer rating of 122.0 vs. Cleveland (10/10)
- Made his first start of the season at center at Houston (12/26)

**2020 (L.A. Chargers 16/3):**

- Made his first start of the season vs. Kansas City (9/20)
- Started at New Orleans (10/12) and helped Herbert pass for 264 yards, four touchdowns and a passer rating of 122.7
- Helped pave the way for Herbert as he completed 22-of-32 passes (68.8 percent) for 314 yards, two touchdowns and a passer rating of 121.1 as a starter at Las Vegas (12/17)

**2019 (L.A. Chargers 16/9):**

- Started a career-high nine games and appeared in all 16 contests
- Made his first NFL start at Chicago (10/27) and anchored the offensive line that blocked for QB Philip Rivers as he completed 19-of-29 passes (65.5 percent) for 201 yards and one touchdown
- Opened holes for a rushing attack that combined for 159 yards on 38 carries (4.2 avg.) and two touchdowns vs. Green Bay (11/3)
- Blocked for Rivers as he completed 16-of-22 passes (72.7 percent) for 314 yards, three touchdowns and a career-high passer rating of 154.4

**2018 (L.A. Chargers 15/0, 2/0):**

- Made his first NFL appearance at Buffalo (9/16) and helped Philip Rivers achieve a passer rating of 143.2 as he completed 23-of-27 passes (85.2 percent) for 256 yards and three touchdowns
- Helped pave the way for a rushing attack that gained 246 yards on 36 carries (6.8 avg.) and three touchdowns at Cleveland (10/14)
- Blocked for Rivers as he completed 28-of-29 passes (96.6 percent) for 259 yards, three touchdowns and a passer rating of 138.4 vs. Arizona (11/25)
- Made his first career playoff appearance in the Wild Card Round at Baltimore (1/6/19)

**COLLEGE:**

- Played four seasons (2013-14; 2016-17) at the University of California, Los Angeles and finished his career with 44 starts
- Earned Honorable Mention All-Pac-12 recognition and was a member of the Rimington Trophy watch list and the Outland Trophy watch list as a senior (2017)
- Started all 12 games at center as a junior (2016) and was named to the first-team Pac-12 All-Conference squad



- Did not see game action in 2015
- Started all 13 games as a sophomore (2014) and earned an honorable mention All-Conference nod by the coaches
- Saw his first game action as a starter at Oregon in the seventh game of the season and went on to start five of the next six contests at left guard as a freshman (2013)

## PERSONAL:

- Attended La Costa (Calif.) Canyon High School and started all 33 high school games
- Played in the Under Armour All-American Game in Orlando, Fla., and was ranked as the nation's No. 274 recruit, the No. 3 center and the No. 30 prospect in California by ESPN.com
- Served as a team captain for football and track
- Also lettered in basketball and track and field
- Brother, Paul, also plays for the Texans as a fullback and his other brother, David, is a former Texans offensive lineman

### SCOTT QUESSENBERRY'S NFL REGULAR SEASON STATISTICS

DATE	TEAM	GP	GS
2018	Chargers	15	0
2019	Chargers	16	9
2020	Chargers	16	0
2021	Chargers	16	1
2022	Texans	16	16
<b>NFL TOTALS</b>		<b>79</b>	<b>26</b>

### SCOTT QUESSENBERRY'S NFL POSTSEASON STATISTICS

DATE	TEAM	GP	GS
2018	Chargers	2	0
<b>NFL TOTALS</b>		<b>2</b>	<b>0</b>

### 2022 GAME-BY-GAME REGULAR-SEASON STATISTICS (TEXANS)

W	DATE	OPPONENT	P/S	W/L/T	SCORE
	01 09/11	Colts		T	20-20
	02 09/18	at Broncos	S	L	9-16
	03 09/25	at Bears	S	L	20-23
	04 10/02	Chargers	S	L	24-34
	05 10/09	at Jaguars	S	W	13-6
	07 10/23	at Raiders	S	L	20-38
	08 10/30	Titans	S	L	10-17
	09 11/03	Eagles	S	L	17-29
	10 11/13	at Giants	S	L	16-24
	11 11/20	Commanders	S	L	10-23
	12 11/27	at Dolphins	S	L	15-30
	13 12/04	Browns	S	L	14-27
	14 12/11	at Cowboys	S	L	23-27
	15 12/18	Chiefs	S	L	24-30+
	16 12/24	at Titans	S	W	19-14
	17 01/01	Jaguars	S	L	3-31
	18 01/08	at Colts	S	W	32-31
<b>2022 TOTALS</b>			<b>16-16</b>	<b>3-13-1</b>	

+ - Overtime



# TEAGAN QUITORIANO



**84**  
TIGHT END

Ht: 6-6

Wt: 258

DOB: 3/15/2000

College: Oregon State

Texans Season: 2 NFL Season: 2

Acquired: D5b-'22

**TRANSACTIONS:** Selected by the Houston Texans in the fifth round (170th overall) of the 2022 NFL Draft.

**2022 (Houston 9/6):**

- ✔ Played in nine games (six starts) during his rookie season, catching seven passes for 113 yards and two touchdowns
- ✔ Made the initial 53-man roster but was placed on the reserve/injured list before Week 1 and did not come back until Week 9
- ✔ In the first game active during the 2022 season, he caught a touchdown pass on his first career reception vs. Philadelphia (10/3)
- ✔ Made his first career start vs. Washington (11/20)
- ✔ Hauled in the second touchdown of his career on a pass from QB Davis Mills vs. Kansas City (12/18)
- ✔ Had the best day of his career in Week 18 at Indianapolis (1/8/23), catching three passes for 83 yards while also owning a 52-yard reception

**COLLEGE:**

- ✔ Played four seasons (2018-21) and appeared in 42 games (30 starts), totaling 40 receptions for 512 yards and six touchdowns

**2021 (Oregon State):**

- ✔ Started all 13 games and caught 19 passes for 214 yards and three touchdowns
- ✔ Earned All-Pac-12 Honorable Mention recognition by the league's coaches
- ✔ Named to Phil Steele's All-Pac-12 Fourth Team

**2020 (Oregon State):**

- ✔ Started all seven games and totaled 14 receptions for 185 yards and a touchdown

**2019 (Oregon State):**

- ✔ Played in all 12 games (six starts) and caught five passes for 100 yards and two touchdowns

**2018 (Oregon State):**

- ✔ Played in 10 games (two starts) and caught two passes for 13 yards as a true freshman

**PERSONAL:**

- ✔ Attended Sprague High School in Salem, Ore., where he was a four-year letterwinner at tight end and defensive end
- ✔ Named an All-State and All-League selection in both football and basketball
- ✔ Rated a three-star prospect by 247Sports and the No. 3 prospect in the state of Oregon by OregonLive.com
- ✔ Also lettered four years in basketball

**TEAGAN QUITORIANO'S NFL REGULAR SEASON RUSHING/RECEIVING STATISTICS**

DATE	TEAM	GP	GS	RECEIVING					RUSHING				
				NO.	YDS.	AVG.	LG	TD	NO.	YDS.	AVG.	LG	TD
2022	Texans	9	6	7	113	16.1	52	2	0	0	0.0	0	0
<b>NFL TOTALS</b>		<b>9</b>	<b>6</b>	<b>7</b>	<b>113</b>	<b>16.1</b>	<b>52</b>	<b>2</b>	<b>0</b>	<b>0</b>	<b>0.0</b>	<b>0</b>	<b>0</b>



## TEAGAN QUITORIANO'S NFL REGULAR SEASON RETURN STATISTICS

DATE	TEAM	KICKOFF RETURNS					PUNT RETURNS					
		RET.	YDS.	AVG.	LG	TD	NO.	FC	YDS.	AVG.	LG	TD
2022	Texans	0	0	0.0	0	0	0	0	0	0.0	0	0
<b>NFL TOTALS</b>		<b>0</b>	<b>0</b>	<b>0.0</b>	<b>0</b>	<b>0</b>	<b>0</b>	<b>0</b>	<b>0</b>	<b>0.0</b>	<b>0</b>	<b>0</b>

### SINGLE-GAME HIGHS: RECEIVING

<b>Receptions</b>	3 at Indianapolis Colts, Jan 08, 2023	<b>Longest Receptions</b>	52 at Indianapolis Colts, Jan 08, 2023
<b>Receiving Yards</b>	83 at Indianapolis Colts, Jan 08, 2023	<b>All-Purpose Yards</b>	83 at Indianapolis Colts, Jan 08, 2023
<b>Receiving Average</b>	27.7 at Indianapolis Colts, Jan 08, 2023	<b>Most TDs</b>	1 vs. Kansas City Chiefs, Dec 18, 2022 ...1 more at 1.

### 2022 GAME-BY-GAME REGULAR-SEASON STATISTICS (TEXANS)

W	DATE	OPPONENT	P/S	RECEIVING					RUSHING					W/L/T	SCORE
				NO.	YDS.	AVG.	LG	TD	NO.	YDS.	AVG.	LG	TD		
01	09/11	Colts												T	20-20
02	09/18	at Broncos												L	9-16
03	09/25	at Bears												L	20-23
04	10/02	Chargers												L	24-34
05	10/09	at Jaguars												W	13-6
07	10/23	at Raiders												L	20-38
08	10/30	Titans												L	10-17
09	11/03	Eagles	P	1	2	2.0	2t	1	0	0	0.0	0	0	L	17-29
10	11/13	at Giants	P	0	0	0.0	0	0	0	0	0.0	0	0	L	16-24
11	11/20	Commanders	S	0	0	0.0	0	0	0	0	0.0	0	0	L	10-23
12	11/27	at Dolphins	S	2	20	10.0	13	0	0	0	0.0	0	0	L	15-30
13	12/04	Browns	S	0	0	0.0	0	0	0	0	0.0	0	0	L	14-27
14	12/11	at Cowboys	S	0	0	0.0	0	0	0	0	0.0	0	0	L	23-27
15	12/18	Chiefs	S	1	8	8.0	8t	1	0	0	0.0	0	0	L	24-30+
16	12/24	at Titans	P	0	0	0.0	0	0	0	0	0.0	0	0	W	19-14
17	01/01	Jaguars												L	3-31
18	01/08	at Colts	S	3	83	27.7	52	0	0	0	0.0	0	0	W	32-31
<b>2022 TOTALS</b>			<b>9-6</b>	<b>7</b>	<b>113</b>	<b>16.1</b>	<b>52</b>	<b>2</b>	<b>0</b>	<b>0</b>	<b>0.0</b>	<b>0</b>	<b>0</b>	<b>3-13-1</b>	

+ - Overtime



# SHELDON RANKINS

# 98

DEFENSIVE TACKLE

**Ht:** 6-2  
**DOB:** 4/2/1994  
**Texans Season:** 1  
**Acquired:** UFA-'23

**Wt:** 305  
**College:** Louisville  
**NFL Season:** 8



**TRANSACTIONS:** Selected by the New Orleans Saints with the 12th overall pick of the 2016 NFL Draft...Placed on reserve/injured on September 6, 2016 and activated on November 5...Placed on reserve/injured on January 15, 2019...Placed on reserve/injured on December 11, 2019...Placed on Reserve/Injured on November 6, 2020 and activated December 5...Signed with the New York Jets on March 23, 2021...Signed with the Houston Texans as an unrestricted free agent on March 18, 2023.

**2022 (New York Jets 15/15):**

- Started all 15 games he appeared in, registering 43 tackles (25 solo), four tackles for loss, 3.0 sacks, seven quarterback hits and one forced fumble

**2021 (New York Jets 16/3):**

- Appeared in 16 games (three starts), registering 32 tackles (15 solo), five tackles for loss, 3.0 sacks, seven quarterback hits, 22 quarterback pressures and two fumble recoveries

**2020 (New Orleans 12/1, 2/0):**

- Appeared in 12 games (one start) during the regular season, missing four weeks on injured reserve
- Registered 20 tackles (12 solo), 1.5 sacks and a pass defended
- Appeared in both postseason games, registering three tackles and 1.0 sack

**2019 (New Orleans 10/0, 0/0):**

- Limited to 10 games after missing the first three weeks and finishing the season on Reserve/Injured list (12/11)
- Registered 10 tackles (seven solo) and 2.0 sacks

**2018 (New Orleans 16/16, 1/1):**

- Started in all 16 games for the second consecutive season, registering career-highs in tackles (40) and sacks (8.0), while adding a pass defended and a forced fumble
- Started in divisional round of the playoffs before being placed on Reserve/Injured list prior to the NFC Championship game

**2017 (New Orleans 16/16, 2/2):**

- Started in all 16 games, registering 26 tackles, 2.0 sacks, one interception, one pass defended and one forced fumble
- Made his postseason debut, starting in both the Wild Card and Divisional Round, registering 10 tackles and 1.0 sack

**2016 (New Orleans 9/0):**

- Limited to nine games after starting the season on Reserve/Injured list
- Registered 20 tackles (12 solo), 4.0 sacks and one forced fumble
- Recorded the eighth-most sacks (4.0) among rookies that season and was one of just three interior defensive linemen with at least 4.0 sacks on the season

**COLLEGE:**

- Played four years (2012-15) at the University of Louisville in Kentucky
- As a senior in 2015, he had 58 tackles, 6.0 sacks and a fumble return touchdown
- As a junior in 2014, Rankins started in all 13 games and had 53 tackles, 8.0 sacks and two interceptions
- Mostly served as a backup during his freshman and sophomore years, recording 22 tackles and 4.0 sacks

**PERSONAL:**

- Played for Rick Hurst at Eastside High School in Convington, Ga.
- Recorded 50 tackles, 17 tackles for loss and 9.0 sacks as a senior
- Two-time second team All-State honoree
- Health and human performance major



## SHELDON RANKINS' NFL REGULAR SEASON DEFENSIVE STATISTICS

DATE	TEAM	GP	GS	TACKLES								INTERCEPTIONS					FUMBLES				ST				MISC						
				TK	S	A	TFL	YDS	SK	YDS	QBH	NO	YDS	LG	TD	PD	FF	FR	TD	YDS	TK	S	A	FF	FR	S	A				
2016	Saints	9	0	20	15	5	3	5	4.0	32.0	6	0	0	0	0	0	1	0	0	0	0	0	0	0	0	0	0	0	0	0	0
2017	Saints	16	16	26	16	10	5	20	2.0	13.0	9	1	27	27	0	1	1	0	0	0	0	0	0	0	0	0	0	0	0	0	
2018	Saints	16	16	40	26	14	12	66	8.0	61.0	15	0	0	0	0	1	1	0	0	0	0	0	0	0	0	0	0	0	0	0	
2019	Saints	10	0	10	7	3	2	14	2.0	14.0	5	0	0	0	0	0	0	0	0	0	0	0	0	0	0	0	0	0	0	0	
2020	Saints	12	1	20	13	7	3	10	1.5	12.5	9	0	0	0	0	1	0	0	0	0	0	0	0	0	0	0	0	0	0	0	
2021	Jets	16	3	32	15	17	5	43	3.0	15.0	7	0	0	0	0	0	0	2	0	0	0	0	0	0	0	0	0	0	0	0	
2022	Jets	15	15	43	25	18	4	22	3.0	22.0	7	0	0	0	0	0	1	0	0	0	0	0	0	0	0	0	0	0	0	0	
<b>NFL TOTALS</b>		<b>94</b>	<b>51</b>	<b>191</b>	<b>117</b>	<b>74</b>	<b>34</b>	<b>180</b>	<b>23.5</b>	<b>169.5</b>	<b>58</b>	<b>1</b>	<b>27</b>	<b>27</b>	<b>0</b>	<b>3</b>	<b>4</b>	<b>2</b>	<b>0</b>	<b>0</b>	<b>0</b>	<b>0</b>	<b>0</b>	<b>0</b>	<b>0</b>	<b>0</b>	<b>0</b>	<b>0</b>	<b>0</b>	<b>0</b>	

## SHELDON RANKINS' NFL POSTSEASON DEFENSIVE STATISTICS

DATE	TEAM	GP	GS	TACKLES								INTERCEPTIONS					FUMBLES				ST				MISC					
				TK	S	A	TFL	YDS	SK	YDS	QBH	NO	YDS	LG	TD	PD	FF	FR	TD	YDS	TK	S	A	FF	FR	S	A			
2017	Saints	2	2	10	7	3	1	10	1.0	10.0	2	0	0	0	0	0	0	0	0	0	0	0	0	0	0	0	0	0	0	0
2018	Saints	1	1	0	0	0	0	0	0.0	0.0	0	0	0	0	0	0	0	0	0	0	0	0	0	0	0	0	0	0	0	0
2019	Saints	0	0	0	0	0	0	0	0.0	0.0	0	0	0	0	0	0	0	0	0	0	0	0	0	0	0	0	0	0	0	0
2020	Saints	2	0	3	3	0	1	8	1.0	8.0	2	0	0	0	0	0	0	0	0	0	0	0	0	0	0	0	0	0	0	0
<b>NFL TOTALS</b>		<b>5</b>	<b>3</b>	<b>13</b>	<b>10</b>	<b>3</b>	<b>2</b>	<b>18</b>	<b>2.0</b>	<b>18.0</b>	<b>4</b>	<b>0</b>	<b>0</b>	<b>0</b>	<b>0</b>	<b>0</b>	<b>0</b>	<b>0</b>	<b>0</b>	<b>0</b>	<b>0</b>	<b>0</b>	<b>0</b>	<b>0</b>	<b>0</b>	<b>0</b>	<b>0</b>	<b>0</b>	<b>0</b>	<b>0</b>

### SINGLE-GAME HIGHS: DEFENSIVE

<b>Total Tackles</b>	6 vs. Cleveland Browns, Sep 16, 2018	<b>Fumble Recoveries</b>	1 at Miami Dolphins, Dec 19, 2021 ...1 more at 1.
<b>Solo Tackles</b>	4 vs. Tampa Bay Buccaneers, Dec 24, 2016	<b>Tackles For Loss</b>	2 vs. Cincinnati Bengals, Oct 31, 2021 ...5 more at 2.
<b>Sacks</b>	2.0 at Minnesota Vikings, Oct 28, 2018	<b>Interceptions</b>	1 at Buffalo Bills, Nov 12, 2017
<b>Passes Defensed</b>	1 vs. Kansas City Chiefs, Dec 20, 2020 ...2 more at 1.	<b>Interception Return Yards</b>	27 at Buffalo Bills, Nov 12, 2017
<b>Forced Fumbles</b>	1 vs. Pittsburgh Steelers, Dec 23, 2018 ...2 more at 1.		

### SINGLE-GAME HIGHS - POSTSEASON: DEFENSIVE

<b>Total Tackles</b>	5 at Minnesota Vikings, Jan 14, 2018 ...1 more at 5.	<b>Sacks</b>	1.0 vs. Chicago Bears, Jan 10, 2021 ...1 more at 1.0.
<b>Solo Tackles</b>	4 vs. Carolina Panthers, Jan 07, 2018	<b>Tackles For Loss</b>	1 vs. Chicago Bears, Jan 10, 2021 ...1 more at 1.




# PLAYER BIOS



## 2022 GAME-BY-GAME REGULAR-SEASON STATISTICS (JETS)

W	DATE	OPPONENT	P/S	TACKLES							INTERCEPTIONS					FUMBLES				ST				MISC		W/L	SCORE		
				TK	S	A	SK	YDS	TFL	YDS	QBH	NO	YDS	LG	TD	PD	FF	FR	TD	YDS	TK	S	A	FF	FR			S	A
01	09/11	Ravens	S	1	0	1	0.0	0.0	0	0	0	0	0	0	0	0	0	0	0	0	0	0	0	0	0	0	0	L	9-24
02	09/18	at Browns	S	5	3	2	0.0	0.0	1	0	1	0	0	0	0	0	0	0	0	0	0	0	0	0	0	0	W	31-30	
03	09/25	Bengals	S	6	6	0	1.0	7.0	1	7	1	0	0	0	0	0	0	0	0	0	0	0	0	0	0	0	L	12-27	
04	10/02	at Steelers	S	4	1	3	0.0	0.0	0	0	0	0	0	0	0	0	0	0	0	0	0	0	0	0	0	0	W	24-20	
05	10/09	Dolphins	S	2	2	0	0.0	0.0	0	0	0	0	0	0	0	0	0	0	0	0	0	0	0	0	0	0	W	40-17	
06	10/16	at Packers	S	1	1	0	1.0	9.0	1	9	1	0	0	0	0	0	0	0	0	0	0	0	0	0	0	0	W	27-10	
07	10/23	at Broncos	S	1	1	0	0.0	0.0	0	0	1	0	0	0	0	0	0	0	0	0	0	0	0	0	0	0	W	16-9	
08	10/30	Patriots	S	3	2	1	0.0	0.0	0	0	0	0	0	0	0	0	0	0	0	0	0	0	0	0	0	0	L	17-22	
09	11/06	Bills	S	2	1	1	0.0	0.0	0	0	0	0	0	0	0	0	0	1	0	0	0	0	0	0	0	0	W	20-17	
11	11/20	at Patriots																									L	3-10	
12	11/27	Bears																									W	31-10	
13	12/04	at Vikings	S	1	1	0	0.0	0.0	0	0	2	0	0	0	0	0	0	0	0	0	0	0	0	0	0	0	L	22-27	
14	12/11	at Bills	S	4	2	2	1.0	6.0	1	6	1	0	0	0	0	0	0	0	0	0	0	0	0	0	0	0	L	12-20	
15	12/18	Lions	S	3	2	1	0.0	0.0	0	0	0	0	0	0	0	0	0	0	0	0	0	0	0	0	0	0	L	17-20	
16	12/22	Jaguars	S	3	1	2	0.0	0.0	0	0	0	0	0	0	0	0	0	0	0	0	0	0	0	0	0	0	L	3-19	
17	01/01	at Seahawks	S	6	2	4	0.0	0.0	0	0	0	0	0	0	0	0	0	0	0	0	0	0	0	0	0	0	L	6-23	
18	01/08	at Dolphins	S	1	0	1	0.0	0.0	0	0	0	0	0	0	0	0	0	0	0	0	0	0	0	0	0	0	L	6-11	
<b>2022 TOTALS</b>			<b>15-15</b>	<b>43</b>	<b>25</b>	<b>18</b>	<b>3.0</b>	<b>22.0</b>	<b>4</b>	<b>22</b>	<b>7</b>	<b>0</b>	<b>0</b>	<b>0</b>	<b>0</b>	<b>0</b>	<b>1</b>	<b>0</b>	<b>0</b>	<b>0</b>	<b>0</b>	<b>0</b>	<b>0</b>	<b>0</b>	<b>0</b>	<b>0</b>	<b>7-10</b>		



# HASSAN RIDGEWAY



97

DEFENSIVE TACKLE

Ht: 6-3

DOB: 11/2/1994

Texans Season: 1

Acquired: UFA-'23

Wt: 305

College: Texas

NFL Season: 8

**TRANSACTIONS:** Selected in the fourth round (116th overall) by the Indianapolis Colts in 2016...Traded to the Philadelphia Eagles on April 27, 2019...Placed on reserve/injured on Oct. 23, 2019...Resigned with the Eagles on March 18, 2020...Placed on reserve/injured on Oct. 26, 2020...Resigned with the Eagles on March 23, 2021...Released by the Eagles on Aug. 31, 2021...Resigned with the Eagles on Sept. 2, 2021...Signed with the San Francisco 49ers on March 21, 2022...Placed on reserve/injured on Dec. 15, 2022...Signed with the Houston Texans as an unrestricted free agent on March 18, 2023.

**2022 (San Francisco 12/7, 0/0):**

- ✔ Played in 12 games, earning a career high seven starts, 28 tackles (14 solo), 1.0 sack and three tackles for loss
- ✔ His lone sack of the season was recorded on QB Matthew Stafford at the Los Angeles Rams (10/3)
- ✔ Tied a career high in tackles with five at Atlanta (10/16)

**2021 (Philadelphia 17/1, 1/0):**

- ✔ Played a full season for the second time in his career, the first since his rookie year in 2016
- ✔ Posted 20 tackles (10 solo), 2.0 sacks, five quarterback hits and one tackle for loss during the year
- ✔ Notched a strip sack on QB Jared Goff in a win at Detroit (10/31)
- ✔ Sacked Falcons QB Matt Ryan at Atlanta (9/12)

**2020 (Philadelphia 7/0):**

- ✔ Produced 11 tackles (eight solo), one tackle for loss and 1.0 sack in seven games played
- ✔ Blocked a PAT attempt by K Samuel Sloman in the fourth quarter vs. the Los Angeles Rams (9/20)

**2019 (Philadelphia 7/5, 0/0):**

- ✔ Posted 10 tackles (seven solo), a career high six tackles for loss and 2.0 sacks in seven games played (five starts)
- ✔ Sacked QB Luke Falk during a 31-6 win vs. the New York Jets (10/6/19)

**2018 (Indianapolis 5/0, 2/0):**

- ✔ Saw action in five games and two playoff appearances, recording nine tackles (six solo) and 0.5 sack

**2017 (Indianapolis 13/1):**

- ✔ Played in 13 games, recording 14 tackles (five solo), three tackles for loss and a career-high 3.0 sacks
- ✔ During his lone start of the season, he sacked QB T.J. Yates vs. Houston (12/31)

**2016 (Indianapolis 16/5):**

- ✔ Played in all 16 games (five starts) during his rookie year, producing 23 tackles (nine solo), two tackles for loss and 1.5 sacks
- ✔ Blocked a PAT attempt at Oakland (12/24)
- ✔ Sacked QB Brock Osweiler at Houston (12/11), the first full sack of his career

**COLLEGE:**

- ✔ Played four years at the University of Texas (2012-15), totaling 36 games (18 starts)
- ✔ Recorded 92 tackles (58 solo), 9.5 sacks, two fumble recoveries and one touchdown
- ✔ Earned All-Big 12 honors as a senior in 205, when he posted 36 tackles (24 solo), 6.5 tackles for loss, 3.5 sacks and two forced fumbles in 11 games
- ✔ Majored in applied learning and development with a minor in social work while at Texas

**PERSONAL:**

- ✔ Began playing football at age 14 when he was a sophomore in high school
- ✔ Lived in Rodeo, Calif. for 14 years before moving to Texas
- ✔ Prepped at Mansfield High School, where he lettered in football and basketball
- ✔ Earned All-America, all-state and all-area honors



- Enjoys reading, music and video games
- Majored in applied learning and development with a minor in social work

## HASSAN RIDGEWAY'S NFL REGULAR SEASON DEFENSIVE STATISTICS

DATE	TEAM	GP	GS	TACKLES								INTERCEPTIONS					FUMBLES				ST			MISC				
				TK	S	A	TFL	YDS	SK	YDS	QBH	NO	YDS	LG	TD	PD	FF	FR	TD	YDS	TK	S	A	FF	FR	S	A	
2016	Colts	16	5	21	8	13	2	8	1.5	6.5	5	0	0	0	0	1	0	0	0	0	0	0	0	0	0	0	0	0
2017	Colts	13	1	14	5	9	3	22	3.0	22.0	4	0	0	0	0	0	0	0	0	0	0	0	0	0	0	0	0	0
2018	Colts	5	0	6	5	1	1	1	0.0	0.0	0	0	0	0	0	0	0	0	0	0	0	0	0	0	0	0	0	0
2019	Eagles	7	5	8	5	3	4	22	2.0	17.0	4	0	0	0	0	0	0	0	0	0	0	0	0	0	0	0	0	1
2020	Eagles	7	0	11	9	2	2	10	1.0	9.0	1	0	0	0	0	0	0	0	0	0	0	0	0	0	0	0	0	0
2021	Eagles	17	1	20	10	10	1	8	2.0	19.0	5	0	0	0	0	0	1	0	0	0	0	0	0	0	0	0	0	0
2022	49ers	12	7	28	14	14	3	9	1.0	8.0	3	0	0	0	0	0	0	0	0	0	0	0	0	0	0	0	0	0
<b>NFL TOTALS</b>		<b>77</b>	<b>19</b>	<b>108</b>	<b>56</b>	<b>52</b>	<b>16</b>	<b>80</b>	<b>10.5</b>	<b>81.5</b>	<b>22</b>	<b>0</b>	<b>0</b>	<b>0</b>	<b>0</b>	<b>1</b>	<b>1</b>	<b>0</b>	<b>0</b>	<b>0</b>	<b>0</b>	<b>0</b>	<b>0</b>	<b>0</b>	<b>0</b>	<b>0</b>	<b>0</b>	<b>0</b>

## HASSAN RIDGEWAY'S NFL POSTSEASON DEFENSIVE STATISTICS

DATE	TEAM	GP	GS	TACKLES								INTERCEPTIONS					FUMBLES				ST			MISC				
				TK	S	A	TFL	YDS	SK	YDS	QBH	NO	YDS	LG	TD	PD	FF	FR	TD	YDS	TK	S	A	FF	FR	S	A	
2018	Colts	2	0	3	1	2	1	7	0.5	0.0	2	0	0	0	0	0	0	0	0	0	0	0	0	0	0	0	0	0
2019	Eagles	0	0	0	0	0	0	0	0.0	0.0	0	0	0	0	0	0	0	0	0	0	0	0	0	0	0	0	0	0
2021	Eagles	1	0	1	0	1	0	0	0.0	0.0	0	0	0	0	0	0	0	0	0	0	0	0	0	0	0	0	0	0
2022	49ers	0	0	0	0	0	0	0	0.0	0.0	0	0	0	0	0	0	0	0	0	0	0	0	0	0	0	0	0	0
<b>NFL TOTALS</b>		<b>3</b>	<b>0</b>	<b>4</b>	<b>1</b>	<b>3</b>	<b>1</b>	<b>7</b>	<b>0.5</b>	<b>0.0</b>	<b>2</b>	<b>0</b>	<b>0</b>	<b>0</b>	<b>0</b>	<b>0</b>	<b>0</b>	<b>0</b>	<b>0</b>	<b>0</b>	<b>0</b>	<b>0</b>	<b>0</b>	<b>0</b>	<b>0</b>	<b>0</b>	<b>0</b>	<b>0</b>

### SINGLE-GAME HIGHS: DEFENSIVE

<b>Total Tackles</b>	5 at Atlanta Falcons, Oct 16, 2022 ...1 more at 5.	<b>Forced Fumbles</b>	1 at Detroit Lions, Oct 31, 2021
<b>Solo Tackles</b>	3 at Atlanta Falcons, Oct 16, 2022 ...1 more at 3.	<b>Tackles For Loss</b>	2 at Minnesota Vikings, Oct 13, 2019
<b>Sacks</b>	1.0 vs. Los Angeles Rams, Oct 03, 2022 ...9 more at 1.0.	<b>Safeties</b>	1 vs. Houston Texans, Dec 31, 2017
<b>Passes Defensed</b>	1 at Jacksonville Jaguars, Oct 02, 2016		

### SINGLE-GAME HIGHS - POSTSEASON: DEFENSIVE

<b>Total Tackles</b>	2 at Houston Texans, Jan 05, 2019	<b>Sacks</b>	0.5 at Houston City Texans, Jan 05, 2019
<b>Solo Tackles</b>	1 at Kansas City Chiefs, Jan 12, 2019	<b>Tackles For Loss</b>	1 at Kansas City Chiefs, Jan 12, 2019

# PLAYER BIOS




## 2022 GAME-BY-GAME REGULAR-SEASON STATISTICS (49ERS)

W	DATE	OPPONENT	P/S	TACKLES							INTERCEPTIONS					FUMBLES				ST				MISC		W/L	SCORE	
				TK	S	A	SK	YDS	TFL	YDS	QBH	NO	YDS	LG	TD	PD	FF	FR	TD	YDS	TK	S	A	FF	FR			S
01	09/11	at Bears	P	3	2	1	0.0	0.0	0	0	0	0	0	0	0	0	0	0	0	0	0	0	0	0	0	0	L	10-19
02	09/18	Seahawks	P	0	0	0	0.0	0.0	0	0	1	0	0	0	0	0	0	0	0	0	0	0	0	0	0	0	W	27-7
03	09/25	at Broncos	P	4	1	3	0.0	0.0	0	0	0	0	0	0	0	0	0	0	0	0	0	0	0	0	0	L	10-11	
04	10/03	Rams	P	1	1	0	1.0	8.0	1	8	2	0	0	0	0	0	0	0	0	0	0	0	0	0	0	W	24-9	
05	10/09	at Panthers	S	1	1	0	0.0	0.0	1	0	0	0	0	0	0	0	0	0	0	0	0	0	0	0	0	W	37-15	
06	10/16	at Falcons	S	5	3	2	0.0	0.0	0	0	0	0	0	0	0	0	0	0	0	0	0	0	0	0	0	L	14-28	
07	10/23	Chiefs	S	1	0	1	0.0	0.0	0	0	0	0	0	0	0	0	0	0	0	0	0	0	0	0	0	L	23-44	
08	10/30	at Rams	S	3	1	2	0.0	0.0	0	0	0	0	0	0	0	0	0	0	0	0	0	0	0	0	0	W	31-14	
10	11/13	Chargers	S	3	2	1	0.0	0.0	0	0	0	0	0	0	0	0	0	0	0	0	0	0	0	0	0	W	22-16	
11	11/21	at Cardinals	S	2	1	1	0.0	0.0	1	1	0	0	0	0	0	0	0	0	0	0	0	0	0	0	0	W	38-10	
12	11/27	Saints	S	2	1	1	0.0	0.0	0	0	0	0	0	0	0	0	0	0	0	0	0	0	0	0	0	W	13-0	
13	12/04	Dolphins	P	3	1	2	0.0	0.0	0	0	0	0	0	0	0	0	0	0	0	0	0	0	0	0	0	W	33-17	
14	12/11	Buccaneers																								W	35-7	
16	12/24	Commanders																								W	37-20	
17	01/01	at Raiders																								W	37-34+	
18	01/08	Cardinals																								W	38-13	
<b>2022 TOTALS</b>			<b>12-7</b>	<b>28</b>	<b>14</b>	<b>14</b>	<b>1.0</b>	<b>8.0</b>	<b>3</b>	<b>9</b>	<b>3</b>	<b>0</b>	<b>0</b>	<b>0</b>	<b>0</b>	<b>0</b>	<b>0</b>	<b>0</b>	<b>0</b>	<b>0</b>	<b>0</b>	<b>0</b>	<b>0</b>	<b>0</b>	<b>0</b>	<b>0</b>	<b>12-4</b>	

+ - Overtime

## 2022 GAME-BY-GAME POSTSEASON STATISTICS (49ERS)

W	DATE	OPPONENT	P/S	TACKLES							INTERCEPTIONS					FUMBLES				ST				MISC		W/L	SCORE	
				TK	S	A	SK	YDS	TFL	YDS	QBH	NO	YDS	LG	TD	PD	FF	FR	TD	YDS	TK	S	A	FF	FR			S
01	01/14	Seahawks																									W	41-23
02	01/22	Cowboys																									W	19-12
03	01/29	at Eagles																									L	7-31
<b>2022 TOTALS</b>				<b>0</b>	<b>0</b>	<b>0</b>	<b>0.0</b>	<b>0.0</b>	<b>0</b>	<b>0</b>	<b>0</b>	<b>0</b>	<b>0</b>	<b>0</b>	<b>0</b>	<b>0</b>	<b>0</b>	<b>0</b>	<b>0</b>	<b>0</b>	<b>0</b>	<b>0</b>	<b>0</b>	<b>0</b>	<b>0</b>	<b>0</b>	<b>2-1</b>	



# DEREK RIVERS

**95**  
DEFENSIVE END

**Ht:** 6-5      **Wt:** 250  
**DOB:** 5/9/1994      **College:** Youngstown State  
**Texans Season:** 2      **NFL Season:** 6  
**Acquired:** UFA-'21



**TRANSACTIONS:** Selected by the New England Patriots in the third round (83rd overall) of the 2017 NFL Draft...Waived by the Patriots on Nov. 21, 2020...Acquired via waivers by the Los Angeles Rams from the Patriots on Nov. 24, 2020...Signed by the Houston Texans as an unrestricted free agent on March 23, 2021...Released by the Texans on Aug. 31, 2021...Signed to the Texans practice squad on Sept. 1, 2021...Elevated to the Texans active roster on Nov. 20, 2021...Reverted back to the Texans practice squad on Nov. 22, 2021...Signed to the Texans active roster on Nov. 24, 2021...Placed on the reserve/COVID-19 list on Dec. 20, 2021...Activated from the reserve/COVID-19 list on Dec. 29, 2021...Placed on the reserve/injured list on Aug. 30, 2022...Re-signed by the Houston Texans on March 16, 2023.

**2022 (Houston 0/0):**

Remained on the Texans reserve/injured list the entire 2022 season and did not see any play time

**2021 (Houston 5/1):**

- ✦ Appeared in five games (one start) and notched nine tackles (seven solo), two tackles for loss, 1.0 sack and one quarterback hit
- ✦ Played in his first game as a Texan and notched two tackles at Tennessee (11/21)
- ✦ Made his first career start and recorded three tackles (two), 1.0 sack, one quarterback hit and a career-high two tackles for loss at Jacksonville (12/19). Sacked QB Trevor Lawrence for an 11-yard loss in the third quarter, his first sack as a Texan

**2020 (L.A. Rams 5/0, 2/0; New England 8/0):**

- ✦ Spent the first 10 weeks of the season with the Patriots and totaled 1.5 sacks, four quarterback hits and a tackle for loss
- ✦ Produced 1.0 sack for a nine-yard loss in Week 1 vs. Miami (9/13)
- ✦ Claimed off waivers by the Rams prior to Week 12 and played in five regular season games, contributing one tackle for loss

**2019 (New England 0/0, 0/0):**

- ✦ Spent the entire season on the Reserve/Injured list

**2018 (New England 6/0, 1/0):**

- ✦ Appeared in six games and logged two solo tackles, 1.0 sack, two quarterback hits and a tackle for loss
- ✦ Contributed his first sack of the season for a 10-yard loss in Week 17 vs. the N.Y. Jets (12/30)

**2017 (New England 0/0, 0/0):**

- ✦ Spent the entire season on the Reserve/Injured list

**COLLEGE:**

- ✦ Played four seasons (2013-16) at Youngstown (Ohio) State University
- ✦ AP Second-Team All-America selection and a finalist for the Buck Buchanan Award for the nation's top FCS Defensive Player as a senior (2016). Credited with 58 total tackles (44 solos), 19.5 tackles for loss and 15 sacks and led the Penguins to a National Championship Game appearance
- ✦ First-team All-Missouri Valley Football Conference selection as a junior (2015) after notching 52 total tackles (37 solo), 15.5 tackles for loss and nine sacks
- ✦ In his sophomore season (2014), earned first-team All-Missouri Valley Football Conference honors after playing in 12 games (11 stats) and producing 17 tackles for loss and 14 sacks
- ✦ Had a successful freshman season (2013) after appearing in 10 games and posting 13 tackles (seven solo) and 3.0 sacks

**PERSONAL:**

- ✦ Attended Fork Union (Va.) Military Academy for a prep season after attending Kinston (N.C.) High School
- ✦ Helped Kinston advanced to the NCHSAA 2A State Championship Game during his senior season (2011)
- ✦ Also played basketball in high school and won an NCHSAA 2A Championship in 2011-12

# PLAYER BIOS



## DEREK RIVERS' NFL REGULAR SEASON DEFENSIVE STATISTICS

DATE	TEAM	GP	GS	TACKLES							INTERCEPTIONS						FUMBLES				ST				MISC		
				TK	S	A	TFL	YDS	SK	YDS	QBH	NO	YDS	LG	TD	PD	FF	FR	TD	YDS	TK	S	A	FF	FR	S	A
2017	Patriots	0	0	0	0	0	0	0	0.0	0.0	0	0	0	0	0	0	0	0	0	0	0	0	0	0	0	0	
2018	Patriots	6	0	2	2	0	1	10	1.0	10.0	2	0	0	0	0	0	0	0	0	0	0	0	0	0	0		
2019	Patriots	0	0	0	0	0	0	0	0.0	0.0	0	0	0	0	0	0	0	0	0	0	0	0	0	0	0		
2020	Patriots	8	0	4	1	3	1	9	1.5	10.0	4	0	0	0	0	0	0	0	0	0	0	0	0	0	0		
Went from New England to L.A. Rams.																											
2020	Rams	5	0	1	1	0	1	4	0.0	0.0	0	0	0	0	0	0	0	0	0	0	0	0	0	0	0	0	
2020	TOTAL	13	0	5	2	3	2	13	1.5	10.0	4	0	0	0	0	0	0	0	0	0	0	0	0	0	0	0	
2021	Texans	5	1	9	7	2	2	12	1.0	11.0	1	0	0	0	0	0	0	0	0	0	0	0	0	0	0	0	
2022	Texans	0	0	0	0	0	0	0	0.0	0.0	0	0	0	0	0	0	0	0	0	0	0	0	0	0	0	0	
NFL TOTALS		24	1	16	11	5	5	35	3.5	31.0	7	0	0	0	0	0	0	0	0	0	0	0	0	0	0	0	

## DEREK RIVERS' NFL POSTSEASON DEFENSIVE STATISTICS

DATE	TEAM	GP	GS	TACKLES							INTERCEPTIONS						FUMBLES				ST				MISC	
				TK	S	A	TFL	YDS	SK	YDS	QBH	NO	YDS	LG	TD	PD	FF	FR	TD	YDS	TK	S	A	FF	FR	S
2017	Patriots	0	0	0	0	0	0	0	0.0	0.0	0	0	0	0	0	0	0	0	0	0	0	0	0	0	0	0
2018	Patriots	1	0	0	0	0	0	0	0.0	0.0	0	0	0	0	0	0	0	0	0	0	0	0	0	0	0	0
2019	Patriots	0	0	0	0	0	0	0	0.0	0.0	0	0	0	0	0	0	0	0	0	0	0	0	0	0	0	0
2020	Rams	2	0	0	0	0	0	0	0.0	0.0	0	0	0	0	0	0	0	0	0	0	0	1	1	0	0	0
NFL TOTALS		3	0	0	0	0	0	0	0.0	0.0	0	0	0	0	0	0	0	0	0	0	0	1	1	0	0	0

### SINGLE-GAME HIGHS: DEFENSIVE

**Total Tackles** 3 at Jacksonville Jaguars, Dec 19, 2021  
**Solo Tackles** 2 at Jacksonville Jaguars, Dec 19, 2021  
 ...1 more at 2.

**Sacks** 1.0 at Jacksonville Jaguars, Dec 19, 2021  
 ...2 more at 1.0.  
**Tackles For Loss** 2 at Jacksonville Jaguars, Dec 19, 2021

### SINGLE-GAME HIGHS - POSTSEASON: DEFENSIVE

**Special Teams Tackles** 1 at Seattle Seahawks, Jan 09, 2021

### 2022 GAME-BY-GAME REGULAR-SEASON STATISTICS (TEXANS)

W	DATE	OPPONENT	P/S	TACKLES							INTERCEPTIONS						FUMBLES				ST				MISC		W/L	SCORE
				TK	S	A	SK	YDS	TFL	YDS	QBH	NO	YDS	LG	TD	PD	FF	FR	TD	YDS	TK	S	A	FF	FR	S		
01	09/11	Colts																								T	20-20	
02	09/18	at Broncos																								L	9-16	
03	09/25	at Bears																								L	20-23	
04	10/02	Chargers																								L	24-34	
05	10/09	at Jaguars																								W	13-6	
07	10/23	at Raiders																								L	20-38	
08	10/30	Titans																								L	10-17	
09	11/03	Eagles																								L	17-29	
10	11/13	at Giants																								L	16-24	
11	11/20	Commanders																								L	10-23	
12	11/27	at Dolphins																								L	15-30	
13	12/04	Browns																								L	14-27	
14	12/11	at Cowboys																								L	23-27	
15	12/18	Chiefs																								L	24-30+	
16	12/24	at Titans																								W	19-14	
17	01/01	Jaguars																								L	3-31	
18	01/08	at Colts																								W	32-31	
2022 TOTALS				0	0	0	0	0	0	0	0	0	0	0	0	0	0	0	0	0	0	0	0	0	0	0	0	3-13-1

+ - Overtime



# AMARI RODGERS



3

WIDE RECEIVER

Ht: 5-9      Wt: 212  
 DOB: 9/23/1999      College: Clemson  
 Texans Season: 2      NFL Season: 3  
 Acquired: W-'22

**TRANSACTIONS:** Selected by the Green Bay Packers in the third round (85th overall pick) of the 2021 NFL Draft...Placed on reserve/COVID-19 list on December 27, 2021...Waived by the Packers on November 15, 2022...Acquired via waivers by the Houston Texans from the Packers on November 16, 2022.

**2022 (Green Bay 10/0, Houston 6/2):**

- During his time with Houston, Rodgers has recorded 12 receptions for 154 yards (12.8 avg.) and a touchdown
- Appeared in first 10 games of the season for Green Bay, returning 20 punts for 139 yards (7.0 avg) and six kickoffs for 122 yards (20.3 avg.), along with four receptions for 50 yards (12.5 avg.)
- Was active for the first time as a Texan vs. Cleveland (12/4)
- Posted career highs in receptions (4), receiving yards (57) and caught his first career touchdown at Dallas (12/11)
- Caught one pass for 37 yards in his first win with the club at Tennessee (12/24)

**2021 (Green Bay 16/1):**

- Appeared in 16 games with one start and posted four catches for 45 yards (11.3 avg.) and an 11-yard carry
- Also had 20 punt returns for 166 yards (8.3 avg.) with eight fair catches, 11 kickoff returns for 199 yards (18.1 avg.) and two tackles on special teams
- Made his NFL debut at New Orleans (9/12), playing on 15 snaps on offense and three on special teams, hauling his first career reception on a 19-yard pass from QB Jordan Love to pick up a first down and adding a 17-yard punt return in the fourth quarter
- Made is first NFL start at Arizona (10/28), posting a 7-yard reception, an 11-yard run and two punt returns for 12 yards

**COLLEGE:**

- Played four seasons (2017-20) at Clemson in South Carolina, playing in 55 total games with 37 starts, 181 receptions for 2,144 yards (11.8 avg.) and 15 TDs, with 46 rushing yards and a TD on six carries (7.7 avg.)
- Returned 68 punts for 529 yards (7.8 avg.) and a TD, with two kickoff returns for 58 yards (29.0 avg.)
- Finished his career at Clemson ranked No. 6 in school history in receptions (181) and No. 12 in receiving yards (2,144) and was a part of a team that earned four straight College Football Playoff berths (2017-20)

**2020 (Clemson)**

- Started all 12 games and earned first-team All-ACC honors from The Associated Press and Pro Football Focus after recording career highs in receptions (77), receiving yards (1,020) and receiving TDs (seven)
- Registered a career-high 161 receiving yards on six receptions (26.8 avg.) with two TDs at Georgia Tech (Oct. 17), including a season-long 83-yard TD reception on his way to earning ACC Receiver of the Week honors
- Posted a career-high 10 receptions for 93 yards (9.3 avg.) vs. Pittsburgh (Nov. 28), becoming the first player in school history to catch six-plus passes in seven straight game

**2019 (Clemson)**

- Appeared in 14 games with 10 starts, earning All-ACC honorable mention at both WR and as an all-purpose player
- Posted 30 receptions for 426 yards (14.2 avg.) and four TDs, while also rushing twice for 50 yards (25.0 avg.)
- Added 18 punt returns for 151 yards (8.4 avg.)
- Caught four passes for 121 yards (30.3 avg.) and two TDs at Syracuse (Sept. 14), including a career-long 87-yard catch-and-run for a score that tied the fourth-longest pass play in school history
- Won the Brandon Streeter Award, which is presented to the Clemson student-athlete across all sports who overcomes injury to excel on the field (tore his ACL in the spring but returned to action just 166 days later)

**2018 (Clemson)**

- Started all 15 games and earned All-ACC honorable mention as an all-purpose selection
- Ranked No. 2 on the team with 55 receptions for 575 yards (10.5 avg.) and four TDs
- Also posted a 7.7-yard average on 39 punt returns with a TD



- ✦ Posted a 43.5-yard average on two punt returns and hauled in a 40-yard pass for the first TD of his career vs. Furman (Sept. 1)
- ✦ Matched his season high with six catches for a season-best 156 yards (26.0 avg.) and two TDs (58 and 68 yards) at Florida State (Oct. 27) as he became the first Clemson player since 1950 to catch two TD passes of 50-plus yards in a road game
- ✦ Posted a 58-yard punt return for a TD and added five catches for 73 yards (14.6 avg.) at Boston College (Nov. 10)

## 2017 (Clemson)

- ✦ Appeared in all 14 games, posting 19 receptions for 123 yards (6.5 avg.)
- ✦ Named the team's co-Special Teams Player of the Game after posting a 36-yard kickoff return and an 8-yard punt return vs. The Citadel (Nov. 18)

## PERSONAL:

- ✦ Given name Amari Jai Rodgers
- ✦ His father, Tee Martin, who played QB at Tennessee and led the Volunteers to a national title in 1998, is currently the WRs coach for the Baltimore Ravens
- ✦ Earned his degree in sports communication
- ✦ Named Mr. Football at the 4A level in the state of Tennessee in both his junior and senior seasons, finishing his career at Knoxville (Tenn.) Catholic High School with 3,498 receiving yards and 47 TD catches
- ✦ Posted 40 receptions for 1,238 yards (40.0 avg.) and 18 TDs as a senior, including 10 catches of 50-plus yards
- ✦ Also played basketball and ran track for two years, participating in the 100- and 200-meter events as well as the 4x100 and 4x200

### AMARI RODGERS' NFL REGULAR SEASON RUSHING/RECEIVING STATISTICS

DATE	TEAM	GP	GS	RECEIVING					RUSHING				
				NO.	YDS.	AVG.	LG	TD	NO.	YDS.	AVG.	LG	TD
2021	Packers	16	1	4	45	11.3	19	0	1	11	11.0	11	0
2022	Packers	10	0	4	50	12.5	22	0	0	0	0.0	0	0
Went from <b>Green Bay</b> to <b>Houston</b> .													
2022	Texans	6	2	12	154	12.8	37	1	2	7	3.5	4	0
2022	TOTAL	16	2	16	204	12.8	37	1	2	7	3.5	4	0
NFL TOTALS		32	3	20	249	12.5	37	1	3	18	6.0	11	0

### AMARI RODGERS' NFL POSTSEASON RUSHING/RECEIVING STATISTICS

DATE	TEAM	GP	GS	RECEIVING					RUSHING				
				NO.	YDS.	AVG.	LG	TD	NO.	YDS.	AVG.	LG	TD
2021	Packers	1	0	0	0	0.0	0	0	0	0	0.0	0	0
NFL TOTALS		1	0	0	0	0.0	0	0	0	0	0.0	0	0

### AMARI RODGERS' NFL REGULAR SEASON RETURN STATISTICS

DATE	TEAM	RET.	KICKOFF RETURNS				PUNT RETURNS					
			YDS.	AVG.	LG	TD	NO.	FC	YDS.	AVG.	LG	TD
2021	Packers	11	199	18.1	27	0	20	8	166	8.3	23	0
2022	Packers	6	122	20.3	34	0	20	15	139	7.0	20	0
Went from <b>Green Bay</b> to <b>Houston</b> .												
2022	Texans	0	0	0.0	0	0	0	0	0	0.0	0	0
2022	TOTAL	6	122	20.3	34	0	20	15	139	7.0	20	0
NFL TOTALS		17	321	18.9	34	0	40	23	305	7.6	23	0

### AMARI RODGERS' NFL POSTSEASON RETURN STATISTICS

DATE	TEAM	RET.	KICKOFF RETURNS				PUNT RETURNS					
			YDS.	AVG.	LG	TD	NO.	FC	YDS.	AVG.	LG	TD
2021	Packers	3	66	22.0	26	0	2	2	11	5.5	6	0
NFL TOTALS		3	66	22.0	26	0	2	2	11	5.5	6	0





## SINGLE-GAME HIGHS: RUSHING/RECEIVING

<b>Rush Attempts</b>	1 at Arizona Cardinals, Oct 28, 2021	<b>Longest Kickoff Return</b>	34 vs. New England Patriots, Oct 02, 2022
<b>Rushing Yards</b>	11 at Arizona Cardinals, Oct 28, 2021	<b>Fair Catches</b>	4 at Minnesota Vikings, Sep 11, 2022
<b>Longest Runs</b>	11 at Arizona Cardinals, Oct 28, 2021	<b>Punt Return Yards</b>	29 vs. Seattle Seahawks, Nov 14, 2021
<b>Receptions</b>	4 at Dallas Cowboys, Dec 11, 2022	<b>Longest Punt Return</b>	23 at Detroit Lions, Jan 09, 2022
<b>Receiving Yards</b>	57 at Dallas Cowboys, Dec 11, 2022	<b>Punt Returns</b>	5 vs. New York Jets, Oct 16, 2022
<b>Receiving Average</b>	14.3 at Dallas Cowboys, Dec 11, 2022	<b>Punt Return Average</b>	7.3 vs. Seattle Seahawks, Nov 14, 2021
<b>Longest Receptions</b>	37 at Tennessee Titans, Dec 24, 2022	<b>Special Teams Tackles</b>	1 at Kansas City Chiefs, Nov 07, 2021 ...1 more at 1.
<b>All-Purpose Yards</b>	77 vs. New England Patriots, Oct 02, 2022	<b>Most TDs</b>	1 at Dallas Cowboys, Dec 11, 2022
<b>Kickoff Returns</b>	3 vs. New England Patriots, Oct 02, 2022 ...1 more at 3.	<b>Miscellaneous Tackles</b>	1 at Detroit Lions, Jan 09, 2022
<b>Kickoff Return Yards</b>	66 vs. New England Patriots, Oct 02, 2022		

## SINGLE-GAME HIGHS - POSTSEASON: RUSHING/RECEIVING

<b>All-Purpose Yards</b>	77 vs. San Francisco 49ers, Jan 22, 2022	<b>Fair Catches</b>	2 vs. San Francisco 49ers, Jan 22, 2022
<b>Kickoff Returns</b>	3 vs. San Francisco 49ers, Jan 22, 2022	<b>Punt Return Yards</b>	11 vs. San Francisco 49ers, Jan 22, 2022
<b>Kickoff Return Yards</b>	66 vs. San Francisco 49ers, Jan 22, 2022	<b>Longest Punt Return</b>	6 vs. San Francisco 49ers, Jan 22, 2022
<b>Longest Kickoff Return</b>	26 vs. San Francisco 49ers, Jan 22, 2022	<b>Punt Returns</b>	2 vs. San Francisco 49ers, Jan 22, 2022

## 2022 GAME-BY-GAME REGULAR-SEASON STATISTICS (PACKERS/TEXANS)

W	DATE	OPPONENT	P/S	RECEIVING					RUSHING					W/L	SCORE
				NO.	YDS.	AVG.	LG	TD	NO.	YDS.	AVG.	LG	TD		
01	09/11	at Vikings	P	0	0	0.0	0	0	0	0	0.0	0	0	L	7-23
02	09/18	Bears	P	0	0	0.0	0	0	0	0	0.0	0	0	W	27-10
03	09/25	at Buccaneers	P	0	0	0.0	0	0	0	0	0.0	0	0	W	14-12
04	10/02	Patriots	P	0	0	0.0	0	0	0	0	0.0	0	0	W	27-24+
05	10/09	Giants	P	0	0	0.0	0	0	0	0	0.0	0	0	L	22-27
06	10/16	Jets	P	1	14	14.0	14	0	0	0	0.0	0	0	L	10-27
07	10/23	at Commanders	P	2	14	7.0	11	0	0	0	0.0	0	0	L	21-23
08	10/30	at Bills	P	1	22	22.0	22	0	0	0	0.0	0	0	L	17-27
09	11/06	at Lions	P	0	0	0.0	0	0	0	0	0.0	0	0	L	9-15
10	11/13	Cowboys	P	0	0	0.0	0	0	0	0	0.0	0	0	W	31-28+
Went from Packers to Texans.															
11	11/20	Commanders												L	10-23
12	11/27	at Dolphins												L	15-30
13	12/04	Browns	P	0	0	0.0	0	0	0	0	0.0	0	0	L	14-27
14	12/11	at Cowboys	P	4	57	14.3	28t	1	1	3	3.0	3	0	L	23-27
15	12/18	Chiefs	S	2	26	13.0	15	0	0	0	0.0	0	0	L	24-30+
16	12/24	at Titans	S	1	37	37.0	37	0	0	0	0.0	0	0	W	19-14
17	01/01	Jaguars	P	2	12	6.0	10	0	1	4	4.0	4	0	L	3-31
18	01/08	at Colts	P	3	22	7.3	14	0	0	0	0.0	0	0	W	32-31
<b>2022 TOTALS</b>			<b>16-2</b>	<b>16</b>	<b>204</b>	<b>12.8</b>	<b>37</b>	<b>1</b>	<b>2</b>	<b>7</b>	<b>3.5</b>	<b>4</b>	<b>0</b>	<b>6-12</b>	

+ - Overtime



D'ANGELO  
ROSS

37  
CORNERBACK

Ht: 5-9      Wt: 190  
DOB: 10/29/1996      College: New Mexico  
Texans Season: 2      NFL Season: 2  
Acquired: FA-'22



**TRANSACTIONS:** Signed by the New England Patriots as an undrafted free agent on May 2, 2019...Placed on the reserve/injured list on Aug. 13, 2019...Waived by New England on Sept. 5, 2020...Signed to New England's practice squad on Sept. 6, 2020...Waived by New England on Aug. 31, 2021...Signed to New England's practice squad on Sept. 1, 2021...Signed by the Miami Dolphins on Jan. 25, 2022...Waived by Miami on Aug. 29, 2022...Signed to the Houston Texans practice squad on Nov. 22, 2022...Signed a reserve/future contract with the Texans on Jan. 10, 2023.

**2022 (Miami 0/0, Houston 0/0):**

- Started the season with Miami before being signed to the Texans practice squad ahead of Week 12
- Remained on the Texans practice squad and did not see play time throughout the season

**2021 (New England, 3/1):**

- Appeared in three games and made one start while posting three tackles (two solo)
- Made his NFL debut vs. Buffalo (12/26) and his first career start at Miami (1/9)
- Posted one tackle in the AFC Wild Card Game at Buffalo (1/15)

**2020 (New England 0/0):**

- Spent the entire season on the practice squad

**2019 (New England 0/0):**

- Missed the entire season after being placed on the reserve/injured list

**COLLEGE:**

- Played two seasons (2017-18) at New Mexico after transferring from Fullerton College where he played two seasons (2015-16)
- Played in 24 games with 23 starts tallying 85 tackles (57 solo), one interception, 18 passes defended and one forced fumble at New Mexico
- Was named First team All-SCFA Nation Division his sophomore season (2016)

**PERSONAL:**

- Played high school at South Hills in West Covina, Calif. where he posted 27 tackles, three interceptions, 13 passes defended, one forced fumble, 22 receptions for 279 yards and four receiving touchdowns, as well as 123 rushing yards and two rushing touchdowns
- Majored in business administration and received an associate's degree in business administration
- Has two brothers and two sisters
- Full name is D'Angelo Julius Skyler Ross

**D'ANGELO ROSS' NFL REGULAR SEASON DEFENSIVE STATISTICS**

DATE	TEAM	GP	GS	TACKLES							INTERCEPTIONS					FUMBLES					ST				MISC			
				TK	S	A	TFL	YDS	SK	YDS	QBH	NO	YDS	LG	TD	PD	FF	FR	TD	YDS	TK	S	A	FF	FR	S	A	
2019	Patriots	0	0	0	0	0	0	0	0	0.0	0.0	0	0	0	0	0	0	0	0	0	0	0	0	0	0	0	0	0
2020	Patriots	0	0	0	0	0	0	0	0	0.0	0.0	0	0	0	0	0	0	0	0	0	0	0	0	0	0	0	0	0
2021	Patriots	3	1	3	2	1	0	0	0.0	0.0	0	0	0	0	0	0	0	0	0	0	0	0	0	0	0	0	0	0
2022	Dolphins	0	0	0	0	0	0	0	0.0	0.0	0	0	0	0	0	0	0	0	0	0	0	0	0	0	0	0	0	0
Went from Miami to Houston.																												
2022	Texans	0	0	0	0	0	0	0	0.0	0.0	0	0	0	0	0	0	0	0	0	0	0	0	0	0	0	0	0	0
2022	TOTAL	0	0	0	0	0	0	0	0.0	0.0	0	0	0	0	0	0	0	0	0	0	0	0	0	0	0	0	0	0
NFL TOTALS		3	1	3	2	1	0	0	0.0	0.0	0	0	0	0	0	0	0	0	0	0	0	0	0	0	0	0	0	0

# PLAYER BIOS



## D'ANGELO ROSS' NFL POSTSEASON DEFENSIVE STATISTICS

DATE	TEAM	GP	GS	TACKLES							INTERCEPTIONS					FUMBLES				ST				MISC						
				TK	S	A	TFL	YDS	SK	YDS	QBH	NO	YDS	LG	TD	PD	FF	FR	TD	YDS	TK	S	A	FF	FR	S	A			
2019	Patriots	0	0	0	0	0	0	0	0	0.0	0.0	0	0	0	0	0	0	0	0	0	0	0	0	0	0	0	0	0	0	0
2021	Patriots	1	0	1	0	1	0	0	0	0.0	0.0	0	0	0	0	0	0	0	0	0	0	0	0	0	0	0	0	0	0	0
<b>NFL TOTALS</b>		<b>1</b>	<b>0</b>	<b>1</b>	<b>0</b>	<b>1</b>	<b>0</b>	<b>0</b>	<b>0</b>	<b>0.0</b>	<b>0.0</b>	<b>0</b>	<b>0</b>	<b>0</b>	<b>0</b>	<b>0</b>	<b>0</b>	<b>0</b>	<b>0</b>	<b>0</b>	<b>0</b>	<b>0</b>	<b>0</b>	<b>0</b>	<b>0</b>	<b>0</b>	<b>0</b>	<b>0</b>	<b>0</b>	<b>0</b>

### SINGLE-GAME HIGHS: DEFENSIVE

**Total Tackles** 3 at Miami Dolphins, Jan 09, 2022      **Solo Tackles** 2 at Miami Dolphins, Jan 09, 2022

### SINGLE-GAME HIGHS - POSTSEASON: DEFENSIVE

**Total Tackles** 1 at Buffalo Bills, Jan 15, 2022

### 2022 GAME-BY-GAME REGULAR-SEASON STATISTICS (DOLPHINS/TEXANS)

W	DATE	OPPONENT	P/S	TACKLES							INTERCEPTIONS					FUMBLES				ST				MISC		W/L	SCORE						
				TK	S	A	SK	YDS	TFL	YDS	QBH	NO	YDS	LG	TD	PD	FF	FR	TD	YDS	TK	S	A	FF	FR			S	A				
01	09/11	Patriots		RESERVE/INJURED																							W	20-7					
				Went from <b>Dolphins</b> to <b>Texans</b> .																													
12	11/27	at Dolphins		PRACTICE SQUAD																							L	15-30					
13	12/04	Browns		PRACTICE SQUAD																							L	14-27					
14	12/11	at Cowboys		PRACTICE SQUAD																							L	23-27					
15	12/18	Chiefs		PRACTICE SQUAD																							L	24-30+					
16	12/24	at Titans		PRACTICE SQUAD																							W	19-14					
17	01/01	Jaguars		PRACTICE SQUAD																							L	3-31					
18	01/08	at Colts		PRACTICE SQUAD																							W	32-31					
<b>2022 TOTALS</b>				<b>0</b>	<b>0</b>	<b>0</b>	<b>0</b>	<b>0</b>	<b>0</b>	<b>0</b>	<b>0</b>	<b>0</b>	<b>0</b>	<b>0</b>	<b>0</b>	<b>0</b>	<b>0</b>	<b>0</b>	<b>0</b>	<b>0</b>	<b>0</b>	<b>0</b>	<b>0</b>	<b>0</b>	<b>0</b>	<b>0</b>	<b>0</b>	<b>0</b>	<b>0</b>	<b>0</b>	<b>0</b>	<b>3-5</b>	

+ - Overtime



MASON  
SCHRECK

86  
TIGHT END

Ht: 6-5      Wt: 252  
 DOB: 11/4/1993      College: Buffalo  
 Texans Season: 2      NFL Season: 5  
 Acquired: FA-'22



**TRANSACTIONS:** Selected by the Cincinnati Bengals in the seventh round (251st overall) of the 2017 NFL Draft on April 29, 2017...Placed on reserve/injured list on Sept. 2, 2017...Placed on reserve/injured list on Oct. 23, 2018...Waived by Cincinnati on Aug. 31, 2019...Signed to the Cincinnati practice squad on Sept. 1, 2019...Activated from the practice squad to the active roster by Cincinnati on Nov. 30, 2019...Waived by Cincinnati on Sept. 5, 2020...Signed to the Cincinnati practice squad on Sept. 6, 2020...Activated from the practice squad to the active roster on Sept. 18, 2020...Released by Cincinnati on Aug. 31, 2021...Re-signed to the Cincinnati practice squad on Sept. 1, 2021...Elevated from the practice squad to the active roster on Nov. 20, 2021...Reverted back to the Cincinnati practice squad on Nov. 22, 2021...Placed on reserve/injured list on Jan. 4, 2022...Signed by the Houston Texans on June 10, 2022...Released by the Texans on Aug. 30, 2022...Added to the Texans practice squad on Aug. 31, 2022...Elevated from the practice squad to the active roster on Oct. 1, 2022...Signed a reserve/future contract with the Texans on Jan. 10, 2023.

**2022 (Houston 3/1):**

- ✦ Began the season on the Texans practice squad before appearing in three games in his first season with the Texans
- ✦ Started and caught his first-career pass from QB Davis Mills for six yards at Jacksonville (10/9)

**2021 (Cincinnati 1/0):**

- ✦ Played in one game and appeared on the field for five special team snaps vs. Las Vegas (11/21)

**2020 (Cincinnati 14/1):**

- ✦ Saw action in 14 games (one start) and recorded one pass target
- Made his first-career NFL start at Cleveland (10/25) where he played 30 snaps (15 offensive snaps and 15 special team snaps)
- ✦ Recorded the first tackle of his NFL career vs. Pittsburgh (12/21) when he tackled WR Ray-Ray McCloud after only an eight-yard punt return

**2019 (Cincinnati 2/0):**

- ✦ Played in two games and appeared in 151 special team snaps and four offensive snaps, 22 of which came vs. the N.Y. Jets (12/1)

**2018 (Cincinnati 6/0):**

- ✦ Saw action in six games on both offense (21 snaps) and special teams (102 snaps) during his second season

**2017 (Cincinnati 0/0):**

- ✦ Spent his entire rookie season on reserve/injured list due to knee injury in the third preseason game

**COLLEGE:**

- ✦ Attended University of Buffalo in Buffalo, New York (2012-16) and played football for four seasons (2013-16)
- ✦ Set a TE school record with 651 receiving yards (11.0 avg.) and was named to the All-Mid-American Conference Second Team during his final season with Buffalo (2016)
- ✦ Recorded 22 catches for 216 yards in 10 games and two starts for the 2015 season
- ✦ Made two starts, appeared in all 11 games and had a season-long 27-yard reception vs. Norfolk State (9/20) in 2014
- ✦ Appeared in all 13 games (four starts) and led team tight ends for catches (17), total yards (147) and touchdowns (two) during his 2013 season
- ✦ Redshirted his first season at Buffalo (2012)

**PERSONAL:**

- ✦ Attended Medina High School in Medina, Ohio where he played both football (QB) and basketball (C)
- ✦ Threw for 667 yards and recorded eight touchdowns as a junior QB for Medina Football (2015)
- ✦ Played tight end, started two seasons at QB and was a three-year letterwinner under HC Larry Laird
- ✦ Was named a Top 20 athlete in the state of Ohio by Recruiting Ohio
- ✦ Enjoys golfing and fishing

# PLAYER BIOS



## MASON SCHRECK'S NFL REGULAR SEASON RUSHING/RECEIVING STATISTICS

DATE	TEAM	GP	GS	RECEIVING					RUSHING					
				NO.	YDS.	AVG.	LG	TD	NO.	YDS.	AVG.	LG	TD	
2017	Bengals	0	0	0	0	0.0	0	0	0	0	0	0.0	0	0
2018	Bengals	6	0	0	0	0.0	0	0	0	0	0	0.0	0	0
2019	Bengals	2	0	0	0	0.0	0	0	0	0	0	0.0	0	0
2020	Bengals	14	1	0	0	0.0	0	0	0	0	0	0.0	0	0
2021	Bengals	1	0	0	0	0.0	0	0	0	0	0	0.0	0	0
2022	Texans	3	1	2	6	3.0	6	0	0	0	0	0.0	0	0
<b>NFL TOTALS</b>		<b>26</b>	<b>2</b>	<b>2</b>	<b>6</b>	<b>3.0</b>	<b>6</b>	<b>0</b>	<b>0</b>	<b>0</b>	<b>0</b>	<b>0.0</b>	<b>0</b>	<b>0</b>

## MASON SCHRECK'S NFL POSTSEASON RUSHING/RECEIVING STATISTICS

DATE	TEAM	GP	GS	RECEIVING					RUSHING					
				NO.	YDS.	AVG.	LG	TD	NO.	YDS.	AVG.	LG	TD	
2021	Bengals	0	0	0	0	0.0	0	0	0	0	0	0.0	0	0
<b>NFL TOTALS</b>		<b>0</b>	<b>0</b>	<b>0</b>	<b>0</b>	<b>0.0</b>	<b>0</b>	<b>0</b>	<b>0</b>	<b>0</b>	<b>0</b>	<b>0.0</b>	<b>0</b>	<b>0</b>

### SINGLE-GAME HIGHS: RECEIVING

**Longest Receptions** 6 at Jacksonville Jaguars, Oct 09, 2022

**Special Teams Tackles** 1 vs. Pittsburgh Steelers, Dec 21, 2020

### 2022 GAME-BY-GAME REGULAR-SEASON STATISTICS (TEXANS)

W	DATE	OPPONENT	P/S	RECEIVING					RUSHING					W/L/T	SCORE
				NO.	YDS.	AVG.	LG	TD	NO.	YDS.	AVG.	LG	TD		
01	09/11	Colts												T	20-20
02	09/18	at Broncos												L	9-16
03	09/25	at Bears												L	20-23
04	10/02	Chargers	P	1	0	0.0	0	0	0	0	0.0	0	0	L	24-34
05	10/09	at Jaguars	S	1	6	6.0	6	0	0	0	0.0	0	0	W	13-6
07	10/23	at Raiders												L	20-38
08	10/30	Titans												L	10-17
09	11/03	Eagles												L	17-29
10	11/13	at Giants												L	16-24
11	11/20	Commanders												L	10-23
12	11/27	at Dolphins												L	15-30
13	12/04	Browns												L	14-27
14	12/11	at Cowboys												L	23-27
15	12/18	Chiefs	P	0	0	0.0	0	0	0	0	0.0	0	0	L	24-30+
16	12/24	at Titans												W	19-14
17	01/01	Jaguars												L	3-31
18	01/08	at Colts												W	32-31
<b>2022 TOTALS</b>		<b>3-1</b>		<b>2</b>	<b>6</b>	<b>3.0</b>	<b>6</b>	<b>0</b>	<b>0</b>	<b>0</b>	<b>0.0</b>	<b>0</b>	<b>0</b>	<b>3-13-1</b>	

+ - Overtime



DALTON  
SCHULTZ

83  
TIGHT END

Ht: 6-5      Wt: 244  
 DOB: 7/11/1996      College: Stanford  
 Texans Season: 1      NFL Season:  
 Acquired: UFA-'23



**TRANSACTIONS:** Selected in the fourth round (137th overall) of the 2018 NFL Draft by the Dallas Cowboys...Signed a one-year contract with a franchise player tag on March 21, 2022...Signed with the Houston Texans as an unrestricted free agent on March 21, 2023.

**2022 (Dallas 15/15, 2/2):**

- ✔ Started all 15 games he appeared in, recording 57 receptions for 577 yards (10.1 avg.), good for second-most on the team, and five touchdowns
- ✔ Started both of Dallas' postseason games, totaling 12 receptions for 122 yards (10.2 avg.) and three touchdowns
- ✔ Had two regular seasons games with two receiving touchdowns (Week 12 vs. New York Giants, Week 17 at Tennessee)
- ✔ Recorded two receiving touchdowns during the Wild Card round at Tampa Bay (1/16/23)

**2021 (Dallas 17/15, 1/1):**

- ✔ Started 15 of the 17 games he played and was second on the team with 78 catches, third with 808 yards and tied for first with eight touchdown catches - all career-highs
- ✔ Became the second tight end in team history to reach 70 catches in a season
- ✔ Led the team with six catches and two touchdowns for 80 yards in the home-opening Monday night win over Philadelphia (9/27)
- ✔ Had a touchdown in consecutive games for the first time in his career, catching one on a team-best six catches for 58 yards against Carolina (10/3)
- ✔ Led the team in catches for the third straight week, finishing against the New York Giants (10/10) with six for 79 yards (second) with a long catch of 30 yards, topping 100 catches for his career - the seventh Dallas tight end to the mark
- ✔ Named the offensive captain and caught two passes for 11 yards at Minnesota (10/31), his 50th career game
- ✔ Led the team with 53 yards on six catches at Kansas City (11/21)
- ✔ Had a career-long 32-yard catch for a touchdown, finishing with three catches for 46 yards on Thanksgiving Day against Las Vegas (11/25)
- ✔ Reached 60 catches on the season, catching a team-high eight passes for 67 yards with a touchdown at the New York Giants (12/19)
- ✔ Led the team with eight catches for a season-best 82 yards (second) and a touchdown against Washington (12/26), to give him six touchdowns on the year
- ✔ Became the second tight end in team history (Witten) to reach 70 catches in a season after leading the team with six catches for 54 yards against Arizona (1/2/22)
- ✔ Had two touchdowns on three catches for 21 yards in the finale at Philadelphia (1/8/22), marking his second career multi-touchdown game and giving him eight scores on the season, the most by a Cowboys tight end since Jason Witten had eight in 2013
- ✔ In the Wild Card game against San Francisco (1/16/22), led the team in catches (seven) and yards (89)

**2020 (Dallas 16/14):**

- ✔ Became the featured tight end after Jarwin (knee) was lost for the season in the opener and started 14-of-16 games played
- ✔ Finished fourth in receptions (63) and receiving yards (615) and was fourth in touchdown catches (four - second-highest total on the team)
- ✔ Became the fourth Dallas tight end to catch at least 60 passes in a season, joining Witten (15), Doug Cosbie and Jay Novacek (two each)
- ✔ Led the team with career-bests in receptions (nine) and yards (88) with his first career touchdown in the home opener against Atlanta (9/20)
- ✔ Logged his first career start in the game at Seattle (9/27), catching four balls for 48 yards
- ✔ Had the game-winning touchdown at Minnesota (11/22), catching four passes for 25 yards and the score
- ✔ Selected as the offensive captain for the Thanksgiving Day game against Washington (11/26)



- ✦ Paced the team with seven catches for 70 yards in the finale at the New York Giants (1/3/21)

### 2019 (Dallas 16/0):

- ✦ Played in all 16 games as the club's third tight end and on special teams units and caught one pass for six yards
- ✦ Had his lone reception at the New York Jets (10/13) and had his first career kickoff return - a five-yarder - at New England (11/27)

### 2018 (Dallas 11/7, 2/2):

- ✦ Started seven of the 11 games he played and both playoff contests and caught 12 passes for 107 yards while helping block for the NFL rushing champ - RB Ezekiel Elliott (1,434 yards)
- ✦ Made his NFL debut in the opener at Carolina (9/9), seeing time in multiple tight end sets, then had his first career catch - a 12-yarder - at Washington (10/21)
- ✦ Hauled in three passes for 37 yards - both season-highs - against Philadelphia (12/9)
- ✦ Started both playoff contests, catching one pass for 20 yards in the Divisional Playoff loss at the LA Rams (1/12/19)

### COLLEGE:

- ✦ Played four years at (2014-17) at Stanford in California
- ✦ Started all 13 games played as a senior and caught 22 passes for 212 yards and a career-high three touchdowns
- ✦ All-Pac-12 first team and Pac-12 All-Academic second-team
- ✦ As a junior, posted career-highs with 23 receptions for 222 yards along with one touchdown while playing in all 13 games with 12 starts
- ✦ Made 10 catches for 121 yards and a score in 14 games with six starts as a sophomore
- ✦ Did not see any action as a freshman

### PERSONAL:

- ✦ Three-year letterwinner at Bingham, Utah, High School
- ✦ As a senior in 2013, named to the Orange County Register All-West Coast "Fab 15" first-team along with the all-state first-team and was the Bingham Offensive MVP in three seasons
- ✦ Made 76 career receptions for 1,120 yards and 12 touchdowns
- ✦ Had 31 receptions for 512 yards and nine touchdowns as a senior and led the team to an undefeated season and the 2013 state title
- ✦ Two-time letterwinner for the basketball team
- ✦ Majored in science, technology and society at Stanford
- ✦ He and his wife, Laurel, have a son, Theodore James, and a daughter, Savannah

## DALTON SCHULTZ'S NFL REGULAR SEASON RUSHING/RECEIVING STATISTICS

DATE	TEAM	GP	GS	RECEIVING					RUSHING				
				NO.	YDS.	AVG.	LG	TD	NO.	YDS.	AVG.	LG	TD
2018	Cowboys	11	7	12	116	9.7	17	0	0	0	0.0	0	0
2019	Cowboys	16	0	1	6	6.0	6	0	0	0	0.0	0	0
2020	Cowboys	16	14	63	615	9.8	28	4	0	0	0.0	0	0
2021	Cowboys	17	15	78	808	10.4	32t	8	0	0	0.0	0	0
2022	Cowboys	15	15	57	577	10.1	30	5	0	0	0.0	0	0
<b>NFL TOTALS</b>		<b>75</b>	<b>51</b>	<b>211</b>	<b>2,122</b>	<b>10.1</b>	<b>32T</b>	<b>17</b>	<b>0</b>	<b>0</b>	<b>0.0</b>	<b>0</b>	<b>0</b>

## DALTON SCHULTZ'S NFL POSTSEASON RUSHING/RECEIVING STATISTICS

DATE	TEAM	GP	GS	RECEIVING					RUSHING				
				NO.	YDS.	AVG.	LG	TD	NO.	YDS.	AVG.	LG	TD
2018	Cowboys	2	2	1	20	20.0	20	0	0	0	0.0	0	0
2021	Cowboys	1	1	7	89	12.7	38	0	0	0	0.0	0	0
2022	Cowboys	2	2	12	122	10.2	26	3	0	0	0.0	0	0
<b>NFL TOTALS</b>		<b>5</b>	<b>5</b>	<b>20</b>	<b>231</b>	<b>11.6</b>	<b>38</b>	<b>3</b>	<b>0</b>	<b>0</b>	<b>0.0</b>	<b>0</b>	<b>0</b>



## DALTON SCHULTZ'S NFL REGULAR SEASON RETURN STATISTICS

DATE	TEAM	KICKOFF RETURNS					PUNT RETURNS					
		RET.	YDS.	AVG.	LG	TD	NO.	FC	YDS.	AVG.	LG	TD
2018	Cowboys	0	0	0.0	0	0	0	0	0	0.0	0	0
2019	Cowboys	1	5	5.0	5	0	0	0	0	0.0	0	0
2020	Cowboys	0	0	0.0	0	0	0	0	0	0.0	0	0
2021	Cowboys	0	0	0.0	0	0	0	0	0	0.0	0	0
2022	Cowboys	0	0	0.0	0	0	0	0	0	0.0	0	0
<b>NFL TOTALS</b>		<b>1</b>	<b>5</b>	<b>5.0</b>	<b>5</b>	<b>0</b>	<b>0</b>	<b>0</b>	<b>0</b>	<b>0.0</b>	<b>0</b>	<b>0</b>

## DALTON SCHULTZ'S NFL POSTSEASON RETURN STATISTICS

DATE	TEAM	KICKOFF RETURNS					PUNT RETURNS					
		RET.	YDS.	AVG.	LG	TD	NO.	FC	YDS.	AVG.	LG	TD
2018	Cowboys	0	0	0.0	0	0	0	0	0	0.0	0	0
2021	Cowboys	0	0	0.0	0	0	0	0	0	0.0	0	0
2022	Cowboys	0	0	0.0	0	0	0	0	0	0.0	0	0
<b>NFL TOTALS</b>		<b>0</b>	<b>0</b>	<b>0.0</b>	<b>0</b>	<b>0</b>	<b>0</b>	<b>0</b>	<b>0</b>	<b>0.0</b>	<b>0</b>	<b>0</b>

### SINGLE-GAME HIGHS: RUSHING/RECEIVING

<b>Receptions</b>	9 vs. Atlanta Falcons, Sep 20, 2020	<b>Kickoff Returns</b>	1 at New England Patriots, Nov 24, 2019
<b>Receiving Yards</b>	88 vs. Atlanta Falcons, Sep 20, 2020	<b>Kickoff Return Yards</b>	5 at New England Patriots, Nov 24, 2019
<b>Receiving Average</b>	18.0 vs. Cleveland Browns, Oct 04, 2020	<b>Longest Kickoff Return</b>	5 at New England Patriots, Nov 24, 2019
<b>Longest Receptions</b>	32t vs. Las Vegas Raiders, Nov 25, 2021	<b>Most TDs</b>	2 at Tennessee Titans, Dec 29, 2022 ...3 more at 2.
<b>Receiving TDs</b>	2 at Tennessee Titans, Dec 29, 2022 ...3 more at 2.	<b>Miscellaneous Tackles</b>	1 vs. Denver Broncos, Nov 07, 2021 ...2 more at 1.
<b>All-Purpose Yards</b>	88 vs. Atlanta Falcons, Sep 20, 2020		

### SINGLE-GAME HIGHS - POSTSEASON: RECEIVING

<b>Receptions</b>	7 at Tampa Bay Buccaneers, Jan 16, 2023 ...1 more at 7.	<b>Receiving TDs</b>	2 at Tampa Bay Buccaneers, Jan 16, 2023
<b>Receiving Yards</b>	95 at Tampa Bay Buccaneers, Jan 16, 2023	<b>All-Purpose Yards</b>	95 at Tampa Bay Buccaneers, Jan 16, 2023
<b>Receiving Average</b>	13.6 at Tampa Bay Buccaneers, Jan 16, 2023	<b>Most TDs</b>	2 at Tampa Bay Buccaneers, Jan 16, 2023
<b>Longest Receptions</b>	38 vs. San Francisco 49ers, Jan 16, 2022		





## 2022 GAME-BY-GAME REGULAR-SEASON STATISTICS (COWBOYS)

W	DATE	OPPONENT	P/S	RECEIVING					RUSHING					W/L	SCORE
				NO.	YDS.	AVG.	LG	TD	NO.	YDS.	AVG.	LG	TD		
01	09/11	Buccaneers	S	7	62	8.9	14	0	0	0	0.0	0	0	L	3-19
02	09/18	Bengals	S	2	18	9.0	9	0	0	0	0.0	0	0	W	20-17
03	09/26	at Giants												W	23-16
GAME INACTIVE/INJURY															
04	10/02	Commanders	S	0	0	0.0	0	0	0	0	0.0	0	0	W	25-10
05	10/09	at Rams	S	0	0	0.0	0	0	0	0	0.0	0	0	W	22-10
06	10/16	at Eagles												L	17-26
GAME INACTIVE															
07	10/23	Lions	S	5	49	9.8	15	0	0	0	0.0	0	0	W	24-6
08	10/30	Bears	S	6	74	12.3	30	0	0	0	0.0	0	0	W	49-29
10	11/13	at Packers	S	6	54	9.0	16	1	0	0	0.0	0	0	L	28-31+
11	11/20	at Vikings	S	3	22	7.3	12	0	0	0	0.0	0	0	W	40-3
12	11/24	Giants	S	4	31	7.8	15t	2	0	0	0.0	0	0	W	28-20
13	12/04	Colts	S	2	33	16.5	22	0	0	0	0.0	0	0	W	54-19
14	12/11	Texans	S	6	87	14.5	22	0	0	0	0.0	0	0	W	27-23
15	12/18	at Jaguars	S	2	15	7.5	9	0	0	0	0.0	0	0	L	34-40+
16	12/24	Eagles	S	3	43	14.3	21	0	0	0	0.0	0	0	W	40-34
17	12/29	at Titans	S	7	56	8.0	13	2	0	0	0.0	0	0	W	27-13
18	01/08	at Commanders	S	4	33	8.3	12	0	0	0	0.0	0	0	L	6-26
<b>2022 TOTALS</b>			<b>15-15</b>	<b>57</b>	<b>577</b>	<b>10.1</b>	<b>30</b>	<b>5</b>	<b>0</b>	<b>0</b>	<b>0.0</b>	<b>0</b>	<b>0</b>	<b>12-5</b>	

+ - Overtime

## 2022 GAME-BY-GAME POSTSEASON STATISTICS (COWBOYS)

W	DATE	OPPONENT	P/S	RECEIVING					RUSHING					W/L	SCORE
				NO.	YDS.	AVG.	LG	TD	NO.	YDS.	AVG.	LG	TD		
01	01/16	at Buccaneers	S	7	95	13.6	26	2	0	0	0.0	0	0	W	31-14
02	01/22	at 49ers	S	5	27	5.4	9	1	0	0	0.0	0	0	L	12-19
<b>2022 TOTALS</b>			<b>2-2</b>	<b>12</b>	<b>122</b>	<b>10.2</b>	<b>26</b>	<b>3</b>	<b>0</b>	<b>0</b>	<b>0.0</b>	<b>0</b>	<b>0</b>	<b>1-1</b>	



JUICE  
SCRUGGS



70  
CENTER/GUARD

Ht: 6-3      Wt: 310  
 DOB: 1/19/2000      College: Penn State  
 Texans Season: R      NFL Season: R  
 Acquired: 02-'23


**TRANSACTIONS:** Selected by the Houston Texans in the second round (62nd overall) of the 2023 NFL Draft.

**COLLEGE:**

- ✔ Played five seasons (2018-22) at Penn State, where he played in 34 games, including 26 starts
- ✔ Named the coaching staff's Offensive Player of the Game following Auburn (9/17)
- ✔ Voted a team captain in 2022
- ✔ 2022 All-Big Ten third team by the coaches
- ✔ Named to the 2022 Rimington Trophy watch list

**PERSONAL:**

- ✔ Four-time letterman for head coach Mike Mischler at Cathedral Prep in Pennsylvania
- ✔ Full name is Frederick Henry Scruggs
- ✔ Son of Karen and Frederick Scruggs
- ✔ Has three brothers, Mark, Brendan and Chuck
- ✔ Volunteers at the Rambler Youth Football Camp
- ✔ Hobbies include listening to music and playing video games
- ✔ Majoring in hospitality management and would like to start his own business



# KENDALL SHEFFIELD



**20**  
CORNERBACK

**Ht:** 5-10      **Wt:** 212  
**DOB:** 5/30/1996      **College:** Ohio State  
**Texans Season:** 1      **NFL Season:** 4  
**Acquired:** FA-'23

**TRANSACTIONS:** Selected by the Atlanta Falcons in the fourth round (111th overall) of the 2019 NFL Draft...Waived by the Falcons on May 13, 2022...Acquired via waivers by the Houston Texans from the Falcons on May 17, 2022...Waived/injured by the Texans on Aug. 30, 2022...Signed to the Dallas Cowboys practice squad on Oct. 25, 2022...Released by the Cowboys on Jan. 30, 2023...Signed by the Texans as a free agent on Mar. 3, 2023.

**2022 (Dallas 0/0):**

Spent most of the season with the Dallas Cowboys on the practice squad

**2021 (Atlanta 9/0):**

- ✔ Appeared in nine games and totaled four tackles (two solo)
- ✔ Played in his first contest of the season vs. the N.Y. Jets (10/10), earning snaps on special teams
- ✔ Earned his first defensive snaps of the season and notched four tackles (two) at Buffalo (1/2/22)

**2020 (Atlanta 13/9):**

- ✔ Played in 13 games (nine starts) and totaled a career-high 50 tackles (37 solo) and posted one forced fumble and three passes defended
- ✔ Appeared in his first game of the season at Green Bay (10/5) and made six solo tackles and one pass defended
- ✔ Logged six tackles (three) and one pass defended vs. Carolina (10/11)
- ✔ Forced a fumble and made three solo tackles vs. Denver (11/8)
- ✔ Recorded a single-game career-high nine tackles (seven) in addition to one pass defended at Kansas City (12/27)

**2019 (Atlanta 16/11):**

- ✔ Posted career-highs in games played (16) and games started (11), tallying 43 tackles (30 solo), one forced fumble and three passes defended
- ✔ Played in his first NFL game at Minnesota (9/8), earning snaps on special teams
- ✔ Logged his first career tackle and forced fumble in addition to one special teams tackle vs. Philadelphia (9/15)
- ✔ Made his first career start at Arizona (10/13) and recorded four tackles (two)
- ✔ Registered five tackles (four) and one pass defended at New Orleans (11/10)
- ✔ Matched his season-high of five tackles (four) and tallied one pass defended vs. Carolina (12/8)

**COLLEGE:**

- ✔ Played two seasons (2017-18) at Ohio State University in Columbus, Ohio, after transferring from Blinn College in Brenham, Texas, where he played in 2016
- ✔ Made 14 starts as a fourth-year junior in 2018 and recorded a team-high 10 passes defended, finishing with 34 tackles (26 solo), two tackles for loss, two interceptions and one forced fumble. Earned an All-Big Ten honorable mention
- ✔ Selected by NFL.com as the fastest player in college football in the summer of 2018 after breaking the Ohio State track and field school record in the 60-meter dash with a time of 6.663
- ✔ Finished his first season at Ohio State (2017) with 40 tackles (31), two tackles for loss, one forced fumble and one fumble recovery
- ✔ Rated the No. 1 cornerback coming out of junior college by ESPN, Rivals and 247Sports
- ✔ Played defensive back and returned kicks for Blinn in 2016 and recorded 31 tackles, two interceptions and 11 passes defended, also scoring touchdowns on both punt and kickoff returns
- ✔ Initially signed with the University of Alabama and then redshirted the 2015 season prior to transferring to Blinn

**PERSONAL:**

- ✔ Attended Thurgood Marshall High School in Missouri City, Texas, where he was a consensus five-star prospect in the 2015 recruiting class

# PLAYER BIOS



- Was an Under Armour All-American, an All-USA first-team selection by *USA Today* and a first-team Associated Press Texas 5A all-state selection in 2014
- In track and field, won the 2014 Texas state 5A 110-meter and 300-meter hurdles championships and repeated as 110-meter champion in 2015

## KENDALL SHEFFIELD'S NFL REGULAR SEASON DEFENSIVE STATISTICS

DATE	TEAM	GP	GS	TACKLES								INTERCEPTIONS					FUMBLES				ST				MISC		
				TK	S	A	TFL	YDS	SK	YDS	QBH	NO	YDS	LG	TD	PD	FF	FR	TD	YDS	TK	S	A	FF	FR	S	A
2019	Falcons	16	11	43	30	13	0	0	0.0	0.0	0	0	0	0	3	0	0	0	0	3	3	0	1	0	0	0	
2020	Falcons	13	9	50	37	13	0	0	0.0	0.0	0	0	0	0	3	1	0	0	0	1	0	1	0	0	0		
2021	Falcons	9	0	4	2	2	0	0	0.0	0.0	0	0	0	0	0	0	0	0	0	0	0	0	0	0	0		
2022	Texans	0	0	0	0	0	0	0	0.0	0.0	0	0	0	0	0	0	0	0	0	0	0	0	0	0	0		
Went from <b>Houston</b> to <b>Dallas</b> .																											
2022	Cowboys	0	0	0	0	0	0	0	0.0	0.0	0	0	0	0	0	0	0	0	0	0	0	0	0	0	0	0	
2022	TOTAL	0	0	0	0	0	0	0	0.0	0.0	0	0	0	0	0	0	0	0	0	0	0	0	0	0	0	0	
NFL TOTALS		38	20	97	69	28	0	0	0.0	0.0	0	0	0	0	6	1	0	0	0	4	3	1	1	0	0	0	

## KENDALL SHEFFIELD'S NFL POSTSEASON DEFENSIVE STATISTICS

DATE	TEAM	GP	GS	TACKLES								INTERCEPTIONS					FUMBLES				ST				MISC	
				TK	S	A	TFL	YDS	SK	YDS	QBH	NO	YDS	LG	TD	PD	FF	FR	TD	YDS	TK	S	A	FF	FR	S
2022	Cowboys	0	0	0	0	0	0	0	0.0	0.0	0	0	0	0	0	0	0	0	0	0	0	0	0	0	0	0
NFL TOTALS		0	0	0	0	0	0	0	0.0	0.0	0	0	0	0	0	0	0	0	0	0	0	0	0	0	0	0

### SINGLE-GAME HIGHS: DEFENSIVE

<b>Total Tackles</b>	9 at Kansas City Chiefs, Dec 27, 2020	<b>Forced Fumbles</b>	1 vs. Denver Broncos, Nov 08, 2020
<b>Solo Tackles</b>	7 at Kansas City Chiefs, Dec 27, 2020	<b>Special Teams Tackles</b>	1 vs. New Orleans Saints, Dec 06, 2020
<b>Passes Defensed</b>	1 at Kansas City Chiefs, Dec 27, 2020		...3 more at 1.
	...5 more at 1.	<b>Special Teams Forced Fumbles</b>	1 vs. Philadelphia Eagles, Sep 15, 2019

### 2022 GAME-BY-GAME REGULAR-SEASON STATISTICS (TEXANS/COWBOYS)

W	DATE	OPPONENT	P/S	TACKLES								INTERCEPTIONS					FUMBLES				ST				MISC		W/L	SCORE		
				TK	S	A	SK	YDS	TFL	YDS	QBH	NO	YDS	LG	TD	PD	FF	FR	TD	YDS	TK	S	A	FF	FR	S			A	
	01	09/11		Colts																									T	20-20
	02	09/18		at Broncos																									L	9-16
	03	09/25		at Bears																									L	20-23
	04	10/02		Chargers																									L	24-34
	05	10/09		at Jaguars																									W	13-6
	07	10/23		at Raiders																									L	20-38
Went from <b>Texans</b> to <b>Cowboys</b> .																														
	08	10/30		Bears																									W	49-29
	10	11/13		at Packers																									L	28-31+
	11	11/20		at Vikings																									W	40-3
	12	11/24		Giants																									W	28-20
	13	12/04		Colts																									W	54-19
	14	12/11		Texans																									W	27-23
	15	12/18		at Jaguars																									L	34-40+
	16	12/24		Eagles																									W	40-34
	17	12/29		at Titans																									W	27-13
2022 TOTALS				0	0	0	0	0	0	0	0	0	0	0	0	0	0	0	0	0	0	0	0	0	0	0	0	8-6-1		

+ - Overtime

# PLAYER BIOS



## 2022 GAME-BY-GAME POSTSEASON STATISTICS (COWBOYS)

W	DATE	OPPONENT	P/S	TACKLES					INTERCEPTIONS					FUMBLES			ST				MISC		W/L	SCORE				
				TK	S	A	SK	YDS	TFL	YDS	QBH	NO	YDS	LG	TD	PD	FF	FR	TD	YDS	TK	S			A	FF	FR	S
01	01/16	at Buccaneers																								W	31-14	
02	01/22	at 49ers																								L	12-19	
<b>2022 TOTALS</b>				<b>0</b>	<b>0</b>	<b>0</b>	<b>0</b>	<b>0</b>	<b>0</b>	<b>0</b>	<b>0</b>	<b>0</b>	<b>0</b>	<b>0</b>	<b>0</b>	<b>0</b>	<b>0</b>	<b>0</b>	<b>0</b>	<b>0</b>	<b>0</b>	<b>0</b>	<b>0</b>	<b>0</b>	<b>0</b>	<b>0</b>	<b>1-1</b>	



STEVEN  
SIMS

82

WIDE RECEIVER

Ht: 5-10

DOB: 3/31/1997

Texans Season: 1

Acquired: FA '23

Wt: 176

College: Kansas

NFL Season: 5



**TRANSACTIONS:** Signed as an undrafted free agent with the Washington Commanders on Apr. 28, 2019...Waived by Washington on Aug. 31, 2019...Signed to the Washington practice squad on Sept. 1, 2019...Elevated to the Washington active roster on Oct. 2, 2019...Waived by Washington on Oct. 19, 2019...Elevated to the Washington active roster on Nov. 16, 2019...Waived by Washington on Sept. 5, 2020...Signed with Washington as a free agent on March 17, 2021...Waived by Washington on Aug. 23, 2021...Signed with the Buffalo Bills on Aug. 25, 2021...Waived by Buffalo on Aug. 31, 2021...Signed to the Pittsburgh Steelers practice squad on Sept. 2, 2021...Signed a reserve/future contract with Pittsburgh on Jan. 19, 2022...Signed with the Houston Texans as a free agent on March 24, 2023.

**2022 (Pittsburgh, 12/2):**

- ✦ Played in 12 games (two starts), totaling 14 receptions for 104 receiving yards (7.4 avg.) and 12 carries for 70 (5.8 avg.) rushing yards
- ✦ Served primarily as the Steelers' returner, fielding 17 kickoffs for 434 yards (25.2 avg.) and 19 punts for 105 yards (5.5 avg.)
- ✦ Had an 89-yard kickoff return vs. Tampa Bay (10/16)
- ✦ Had a career-high 154 kickoff return yards vs. Cincinnati (11/28)
- ✦ Posted a season-high 34 receiving yards on four receptions (11.3 avg.) at Baltimore (1/1/23)

**2021 (Pittsburgh 1/0, 0/0):**

- ✦ Made his only appearance of the season on offense vs. Detroit (11/14)

**2020 (Washington 12/2, 1/0):**

- ✦ Appeared in 12 regular-season games (two starts) and caught 27 passes for 265 receiving yards (9.8 avg.) and one touchdown as well as one 18-yard rush
- Returned three kickoffs for 42 yards (14.0 avg.) and 24 punts for 160 yards (6.7 avg.)
- ✦ Made his postseason debut and became the ninth undrafted Washington player to catch a touchdown in the postseason when posted three receptions for 33 receiving yards (11.0 avg.) and one touchdown vs. Tampa Bay (1/9/21)

**2019 (Washington 16/2):**

- ✦ Played in all 16 regular-season games (two starts), recording 34 receptions for 310 receiving yards (9.1 avg.) and four touchdowns as well as nine rushing attempts for 85 rushing yards (9.4 avg.) and one touchdown
- Returned 32 kickoffs for 819 yards (25.6 avg.) and six punts for 26 yards (4.3 avg.)
- ✦ Notched his first career touchdown on a 65-yard run, second-longest touchdown run by a Washington rookie, vs. New England (10/6)
- ✦ Recorded his first receiving touchdown and 45 receiving yards on five receptions (9.0 avg.) vs. Philadelphia (12/15)
- ✦ Returned a 91-yard kickoff touchdown, which was the sixth-longest return touchdown in the NFL in 2019, vs. Detroit (11/24)

**COLLEGE:**

- ✦ Played four seasons (2015-18) at Kansas appearing in 47 games and totaled 2,582 yards on 214 receptions(12.1 avg.) and 19 touchdowns
- ✦ Posted career bests in receptions (72), receiving yards (859) and receiving touchdowns as a sophomore in 2016
- ✦ Finished his career ranked third on the school's all-time receiving list

**PERSONAL:**

- ✦ Attended Travis High School in Houston, Texas
- ✦ Earned first-team All-District honors as a senior
- ✦ Son of Nytasha and Steven Sims Sr.



## STEVEN SIMS' NFL REGULAR SEASON RUSHING/RECEIVING STATISTICS

DATE	TEAM	GP	GS	RECEIVING					RUSHING				
				NO.	YDS.	AVG.	LG	TD	NO.	YDS.	AVG.	LG	TD
2019	Redskins	16	2	34	310	9.1	65	4	9	85	9.4	65t	1
2020	Football Team	12	2	27	265	9.8	30	1	1	18	18.0	18	0
2021	Steelers	1	0	0	0	0.0	0	0	0	0	0.0	0	0
2022	Steelers	12	2	14	104	7.4	28	0	13	70	5.4	22	0
<b>NFL TOTALS</b>		<b>41</b>	<b>6</b>	<b>75</b>	<b>679</b>	<b>9.1</b>	<b>65</b>	<b>5</b>	<b>23</b>	<b>173</b>	<b>7.5</b>	<b>65T</b>	<b>1</b>

## STEVEN SIMS' NFL POSTSEASON RUSHING/RECEIVING STATISTICS

DATE	TEAM	GP	GS	RECEIVING					RUSHING				
				NO.	YDS.	AVG.	LG	TD	NO.	YDS.	AVG.	LG	TD
2020	Football Team	1	0	3	33	11.0	12	1	1	4	4.0	4	0
2021	Steelers	0	0	0	0	0.0	0	0	0	0	0.0	0	0
<b>NFL TOTALS</b>		<b>1</b>	<b>0</b>	<b>3</b>	<b>33</b>	<b>11.0</b>	<b>12</b>	<b>1</b>	<b>1</b>	<b>4</b>	<b>4.0</b>	<b>4</b>	<b>0</b>

## STEVEN SIMS' NFL REGULAR SEASON RETURN STATISTICS

DATE	TEAM	RET.	KICKOFF RETURNS					PUNT RETURNS				
			YDS.	AVG.	LG	TD	NO.	FC	YDS.	AVG.	LG	TD
2019	Redskins	32	819	25.6	91t	1	6	4	26	4.3	11	0
2020	Football Team	3	42	14.0	20	0	24	19	160	6.7	22	0
2021	Steelers	0	0	0.0	0	0	0	0	0	0.0	0	0
2022	Steelers	17	434	25.5	89	0	19	13	105	5.5	24	0
<b>NFL TOTALS</b>		<b>52</b>	<b>1,295</b>	<b>24.9</b>	<b>91T</b>	<b>1</b>	<b>49</b>	<b>36</b>	<b>291</b>	<b>5.9</b>	<b>24</b>	<b>0</b>

## STEVEN SIMS' NFL POSTSEASON RETURN STATISTICS

DATE	TEAM	RET.	KICKOFF RETURNS					PUNT RETURNS				
			YDS.	AVG.	LG	TD	NO.	FC	YDS.	AVG.	LG	TD
2020	Football Team	0	0	0.0	0	0	0	1	0	0.0	0	0
2021	Steelers	0	0	0.0	0	0	0	0	0	0.0	0	0
<b>NFL TOTALS</b>		<b>0</b>	<b>0</b>	<b>0.0</b>	<b>0</b>	<b>0</b>	<b>0</b>	<b>1</b>	<b>0</b>	<b>0.0</b>	<b>0</b>	<b>0</b>

## SINGLE-GAME HIGHS: RUSHING/RECEIVING

<b>Rush Attempts</b>	3 at Atlanta Falcons, Dec 04, 2022 ...1 more at 3.	<b>Kickoff Return Yards</b>	154 vs. Cincinnati Bengals, Nov 20, 2022
<b>Rushing Yards</b>	65 vs. New England Patriots, Oct 06, 2019	<b>Longest Kickoff Return</b>	91t vs. Detroit Lions, Nov 24, 2019
<b>Longest Runs</b>	65t vs. New England Patriots, Oct 06, 2019	<b>Kickoff Return TDs</b>	1 vs. Detroit Lions, Nov 24, 2019
<b>Rushing TDs</b>	1 vs. New England Patriots, Oct 06, 2019	<b>Fair Catches</b>	5 at San Francisco 49ers, Dec 13, 2020
<b>Receptions</b>	6 vs. New York Giants, Dec 22, 2019	<b>Punt Return Yards</b>	36 at San Francisco 49ers, Dec 13, 2020
<b>Receiving Yards</b>	81 at Dallas Cowboys, Dec 29, 2019	<b>Longest Punt Return</b>	24 vs. Tampa Bay Buccaneers, Oct 16, 2022
<b>Receiving Average</b>	17.7 at Arizona Cardinals, Sep 20, 2020	<b>Punt Returns</b>	5 vs. Philadelphia Eagles, Sep 13, 2020
<b>Longest Receptions</b>	65 at Dallas Cowboys, Dec 29, 2019	<b>Punt Return Average</b>	7.7 vs. Tampa Bay Buccaneers, Oct 16, 2022 ...1 more at 7.7.
<b>Receiving TDs</b>	2 vs. New York Giants, Dec 22, 2019	<b>Kickoff Return Average</b>	37.3 vs. Tampa Bay Buccaneers, Oct 16, 2022
<b>All-Purpose Yards</b>	167 vs. Cincinnati Bengals, Nov 20, 2022	<b>Most TDs</b>	2 vs. New York Giants, Dec 22, 2019
<b>Kickoff Returns</b>	7 vs. Cincinnati Bengals, Nov 20, 2022	<b>Miscellaneous Tackles</b>	1 vs. Carolina Panthers, Dec 27, 2020



## SINGLE-GAME HIGHS - POSTSEASON: RUSHING/RECEIVING

<b>Rush Attempts</b>	1 vs. Tampa Bay Buccaneers, Jan 09, 2021	<b>Longest Receptions</b>	12 vs. Tampa Bay Buccaneers, Jan 09, 2021
<b>Rushing Yards</b>	4 vs. Tampa Bay Buccaneers, Jan 09, 2021	<b>Receiving TDs</b>	1 vs. Tampa Bay Buccaneers, Jan 09, 2021
<b>Longest Runs</b>	4 vs. Tampa Bay Buccaneers, Jan 09, 2021	<b>All-Purpose Yards</b>	37 vs. Tampa Bay Buccaneers, Jan 09, 2021
<b>Receptions</b>	3 vs. Tampa Bay Buccaneers, Jan 09, 2021	<b>Fair Catches</b>	1 vs. Tampa Bay Buccaneers, Jan 09, 2021
<b>Receiving Yards</b>	33 vs. Tampa Bay Buccaneers, Jan 09, 2021	<b>Most TDs</b>	1 vs. Tampa Bay Buccaneers, Jan 09, 2021
<b>Receiving Average</b>	11.0 vs. Tampa Bay Buccaneers, Jan 09, 2021		

## 2022 GAME-BY-GAME REGULAR-SEASON STATISTICS (STEELERS)

W	DATE	OPPONENT	P/S	RECEIVING					RUSHING					W/L	SCORE
				NO.	YDS.	AVG.	LG	TD	NO.	YDS.	AVG.	LG	TD		
01	09/11	at Bengals												W	23-20+
02	09/18	Patriots												L	14-17
03	09/22	at Browns												L	17-29
04	10/02	Jets												L	20-24
05	10/09	at Bills	P	0	0	0.0	0	0	0	0	0.0	0	0	L	3-38
06	10/16	Buccaneers	P	0	0	0.0	0	0	1	-5	-5.0	-5	0	W	20-18
07	10/23	at Dolphins												L	10-16
08	10/30	at Eagles	P	2	-1	-0.5	2	0	2	21	10.5	11	0	L	13-35
10	11/13	Saints	S	1	15	15.0	15	0	2	2	1.0	3	0	W	20-10
11	11/20	Bengals	P	0	0	0.0	0	0	1	-3	-3.0	-3	0	L	30-37
12	11/28	at Colts	P	2	9	4.5	6	0	0	0	0.0	0	0	W	24-17
13	12/04	at Falcons	P	0	0	0.0	0	0	3	19	6.3	10	0	W	19-16
14	12/11	Ravens	P	4	30	7.5	11	0	1	1	1.0	1	0	L	14-16
15	12/18	at Panthers	P	1	10	10.0	10	0	2	19	9.5	22	0	W	24-16
16	12/24	Raiders	P	1	7	7.0	7	0	0	0	0.0	0	0	W	13-10
17	01/01	at Ravens	S	3	34	11.3	28	0	0	0	0.0	0	0	W	16-13
18	01/08	Browns	P	0	0	0.0	0	0	1	16	16.0	16	0	W	28-14
<b>2022 TOTALS</b>			<b>12-2</b>	<b>14</b>	<b>104</b>	<b>7.4</b>	<b>28</b>	<b>0</b>	<b>13</b>	<b>70</b>	<b>5.4</b>	<b>22</b>	<b>0</b>	<b>9-8</b>	

+ - Overtime





# DEVIN SINGLETARY



**26**  
RUNNING BACK

**Ht:** 5-7      **Wt:** 203  
**DOB:** 9/3/1997      **College:** Florida Atlantic  
**Texans Season:** 1      **NFL Season:** 5  
**Acquired:** UFA-'23

**TRANSACTIONS:** Selected by the Buffalo Bills in the third round (74th overall) of the 2019 NFL Draft...Activated by Buffalo on Sept. 25, 2019... Activated by Buffalo on Oct. 2, 2019...Activated by Buffalo on Oct. 9, 2019...Activated by Buffalo on Dec. 31, 2019...Released by Buffalo on March 14, 2023...Signed with the Houston Texans as an unrestricted free agent on March 21, 2023.

**2022 (Buffalo 16/16, 2/2):**

- Appeared in 16 games (all starts) and led the team with 819 rushing yards and five touchdowns on 177 carries (4.6 avg.). Also posted a single-season career-high 280 receiving yards on 38 receptions (7.4 avg.)
- Recorded 1,000-plus scrimmage yards for the second-consecutive season

**2021 (Buffalo 17/16, 2/2):**

- Finished with a season-long career-high and team-high 870 rushing yards and seven touchdowns on 188 carries (4.6 avg.) and also totaled 228 receiving yards and one touchdown on 40 receptions (5.7 avg.)
- Broke 1,000 scrimmage yards for the first time in his career in 2021
- Scored a touchdown in six-consecutive games (regular and postseason) to end the 2021 season
- Set career-highs in rushing yards (110), touchdowns (2) and carries (23) vs. Atlanta (1/2/22), helping the Bills clinch a playoff berth for the fourth time in five years
- Rushed for two touchdowns and 81 yards vs. New England (1/15/22)
- Also posted a touchdown and 26 rushing yards on 10 attempts (2.6 avg.) in the AFC Divisional playoff game vs. Kansas City (1/23/22)

**2020 (Buffalo 16/16, 3/2):**

- Led the team with 687 rushing yards and two touchdowns on 156 rushing attempts, while also recording 269 yards on 38 receptions (7.1 avg.) in his second season with the Bills
- Recorded a single-game career-high 50 receiving yards on four targets (12.5 avg.) as well as 71 rushing yards on 13 attempts (5.5 avg.) vs. Los Angeles Rams (9/27)
- Posted a career-long 51-yard touchdown run and averaged a career-best 8.5 rushing yards per carry at Denver (12/19)
- Appeared in all three Bills postseason games and totaled 63 rushing yards on 16 attempts (3.9 avg.)

**2019 (Buffalo 12/8, 1/1):**

- Rushed the ball 151 times for a team-high 775 rushing yards and two touchdowns, also recording 194 receiving yards and two touchdowns on 29 receptions (6.7 avg.)
- Averaged 5.13 yards per carry as a rookie, which was the highest average among all running backs with at least 150 carries in 2019
- Made his NFL debut while posting 70 rushing yards on four carries (15.5 avg.) and 28 receiving yards on five receptions (5.8 avg.) at New York Jets (9/8)
- Posted his first career rushing touchdown on a 14-yard run in the second quarter at New York Giants (9/15)
- Surpassed 100-rushing yards in a single-game for the first time in his career vs. Denver (11/24)
- Rushed for 58 yards on 13 carries (4.5 avg.) in his postseason debut at Houston (1/4/20)

**COLLEGE:**

- Played three seasons (2016-18) for Florida Atlantic University at running back
- Posted 1,339 rushing yards and 22 touchdowns on 262 attempts in his final season at FAU (2018)
- Recorded a program and personal-high five touchdowns, including a C-USA record-tying four touchdowns in the first quarter, vs. Bethune-Cookman (9/15/18)
- Named to the Doak Walker, Maxwell and Walter Camp Award watch lists as a junior in 2018



- ✦ In 2017, set single-season career-highs in rushing attempts (301), rushing yards (1,920), rushing touchdowns (32) and average yards per game (137.1). Also finished No. 2 nationally in missed tackles forced and total breakaway yards among returning FBS running backs (according to PFF College)
- ✦ As a true freshman in 2016, recorded 1,021 rushing yards and 12 touchdowns on 152 carries (6.7 avg.)

## PERSONAL:

- ✦ Attended American Heritage - Delray High School and was a two-time first-team All-State Selection and three-time first-time All-Country Offensive Player of the Year
- ✦ Also named Fred Taylor Offensive Player of the year and finished his high school career with the second-most career-rushing yards in school history (4,975 yards)
- ✦ Son of Devonn Singletary, Sr. and Sabrina Singletary
- ✦ Born September 3, 1997 in Fort Lauderdale, Fla.

### DEVIN SINGLETARY'S NFL REGULAR SEASON RUSHING/RECEIVING STATISTICS

DATE	TEAM	GP	GS	RUSHING					RECEIVING				
				NO.	YDS.	AVG.	LG	TD	NO.	YDS.	AVG.	LG	TD
2019	Bills	12	8	151	775	5.1	38	2	29	194	6.7	49	2
2020	Bills	16	16	156	687	4.4	51t	2	38	269	7.1	34	0
2021	Bills	17	16	188	870	4.6	46t	7	40	228	5.7	19	1
2022	Bills	16	16	177	819	4.6	33t	5	38	280	7.4	22	1
<b>NFL TOTALS</b>		<b>61</b>	<b>56</b>	<b>672</b>	<b>3,151</b>	<b>4.7</b>	<b>51T</b>	<b>16</b>	<b>145</b>	<b>971</b>	<b>6.7</b>	<b>49</b>	<b>4</b>

### DEVIN SINGLETARY'S NFL POSTSEASON RUSHING/RECEIVING STATISTICS

DATE	TEAM	GP	GS	RUSHING					RECEIVING				
				NO.	YDS.	AVG.	LG	TD	NO.	YDS.	AVG.	LG	TD
2019	Bills	1	1	13	58	4.5	18	0	6	76	12.7	38	0
2020	Bills	3	2	16	63	3.9	13	0	8	44	5.5	14	0
2021	Bills	2	2	26	107	4.1	16t	3	7	38	5.4	15	0
2022	Bills	2	2	16	73	4.6	13	0	5	37	7.4	16	0
<b>NFL TOTALS</b>		<b>8</b>	<b>7</b>	<b>71</b>	<b>301</b>	<b>4.2</b>	<b>18</b>	<b>3</b>	<b>26</b>	<b>195</b>	<b>7.5</b>	<b>38</b>	<b>0</b>

### DEVIN SINGLETARY'S NFL REGULAR SEASON RETURN STATISTICS

DATE	TEAM	KICKOFF RETURNS					PUNT RETURNS					
		RET.	YDS.	AVG.	LG	TD	NO.	FC	YDS.	AVG.	LG	TD
2019	Bills	0	0	0.0	0	0	0	0	0	0.0	0	0
2020	Bills	0	0	0.0	0	0	0	0	0	0.0	0	0
2021	Bills	0	0	0.0	0	0	0	0	0	0.0	0	0
2022	Bills	0	0	0.0	0	0	0	0	0	0.0	0	0
<b>NFL TOTALS</b>		<b>0</b>	<b>0</b>	<b>0.0</b>	<b>0</b>	<b>0</b>	<b>0</b>	<b>0</b>	<b>0</b>	<b>0.0</b>	<b>0</b>	<b>0</b>

### DEVIN SINGLETARY'S NFL POSTSEASON RETURN STATISTICS

DATE	TEAM	KICKOFF RETURNS					PUNT RETURNS					
		RET.	YDS.	AVG.	LG	TD	NO.	FC	YDS.	AVG.	LG	TD
2019	Bills	0	0	0.0	0	0	0	0	0	0.0	0	0
2020	Bills	0	0	0.0	0	0	0	0	0	0.0	0	0
2021	Bills	0	0	0.0	0	0	0	0	0	0.0	0	0
2022	Bills	0	0	0.0	0	0	0	0	0	0.0	0	0
<b>NFL TOTALS</b>		<b>0</b>	<b>0</b>	<b>0.0</b>	<b>0</b>	<b>0</b>	<b>0</b>	<b>0</b>	<b>0</b>	<b>0.0</b>	<b>0</b>	<b>0</b>



## SINGLE-GAME HIGHS: RUSHING/RECEIVING

<b>Rush Attempts</b>	23 vs. Atlanta Falcons, Jan 02, 2022	<b>Receiving Average</b>	15.0 vs. Washington Redskins, Nov 03, 2019
<b>Rushing Yards</b>	110 vs. Atlanta Falcons, Jan 02, 2022	<b>Longest Receptions</b>	49 vs. Washington Redskins, Nov 03, 2019
<b>Rushing Average</b>	8.8 at Chicago Bears, Dec 24, 2022	<b>Receiving TDs</b>	1 at Miami Dolphins, Sep 25, 2022 ...3 more at 1.
<b>Longest Runs</b>	51t at Denver Broncos, Dec 19, 2020	<b>All-Purpose Yards</b>	140 vs. Washington Redskins, Nov 03, 2019
<b>Rushing TDs</b>	2 vs. Minnesota Vikings, Nov 13, 2022 ...1 more at 2.	<b>Most TDs</b>	2 vs. Minnesota Vikings, Nov 13, 2022 ...2 more at 2.
<b>Receptions</b>	9 at Miami Dolphins, Sep 25, 2022	<b>Miscellaneous Tackles</b>	1 at Jacksonville Jaguars, Nov 07, 2021 ...1 more at 1.
<b>Receiving Yards</b>	78 at Miami Dolphins, Sep 25, 2022		

## SINGLE-GAME HIGHS - POSTSEASON: RUSHING/RECEIVING

<b>Rush Attempts</b>	16 vs. New England Patriots, Jan 15, 2022	<b>Receiving Yards</b>	76 at Houston Texans, Jan 04, 2020
<b>Rushing Yards</b>	81 vs. New England Patriots, Jan 15, 2022	<b>Receiving Average</b>	12.7 at Houston Texans, Jan 04, 2020
<b>Rushing Average</b>	5.1 vs. New England Patriots, Jan 15, 2022	<b>Longest Receptions</b>	38 at Houston Texans, Jan 04, 2020
<b>Longest Runs</b>	18 at Houston Texans, Jan 04, 2020	<b>All-Purpose Yards</b>	134 at Houston Texans, Jan 04, 2020
<b>Rushing TDs</b>	2 vs. New England Patriots, Jan 15, 2022	<b>Most TDs</b>	2 vs. New England Patriots, Jan 15, 2022
<b>Receptions</b>	6 at Houston Texans, Jan 04, 2020		

## 100-YARD RUSHING GAMES (3): REGULAR SEASON

DATE	TEAM	ATT.	YDS.	AVG.	LG	TD
11/24/19	BRONCOS	21	106	5.0	11	0
01/02/22	FALCONS	23	110	4.8	20	2
12/24/22	at Bears	12	106	8.8	33t	1

## 2022 GAME-BY-GAME REGULAR-SEASON STATISTICS (BILLS)

W	DATE	OPPONENT	P/S	RUSHING					RECEIVING					W/L	SCORE
				NO.	YDS.	AVG.	LG	TD	NO.	YDS.	AVG.	LG	TD		
01	09/08	at Rams	S	8	48	6.0	13	0	2	14	7.0	8	0	W	31-10
02	09/19	Titans	S	6	19	3.2	16	0	2	2	1.0	1	0	W	41-7
03	09/25	at Dolphins	S	9	13	1.4	6	0	9	78	8.7	22	1	L	19-21
04	10/02	at Ravens	S	11	49	4.5	18	0	4	47	11.8	16	0	W	23-20
05	10/09	Steelers	S	6	42	7.0	23	0	1	4	4.0	4	0	W	38-3
06	10/16	at Chiefs	S	17	85	5.0	14	0	4	22	5.5	11	0	W	24-20
08	10/30	Packers	S	14	67	4.8	30	0	1	16	16.0	16	0	W	27-17
09	11/06	at Jets	S	8	24	3.0	5	0	4	24	6.0	11	0	L	17-20
10	11/13	Vikings	S	13	47	3.6	21	2	1	0	0.0	0	0	L	30-33+
11	11/20	Browns	S	18	86	4.8	18	1	2	11	5.5	6	0	W	31-23
12	11/24	at Lions	S	14	72	5.1	19	0	1	8	8.0	8	0	W	28-25
13	12/01	at Patriots	S	13	51	3.9	11	1	0	0	0.0	0	0	W	24-10
14	12/11	Jets	S	8	39	4.9	16	0	1	4	4.0	4	0	W	20-12
15	12/17	Dolphins	S	13	42	3.2	8	0	3	28	9.3	13	0	W	32-29
16	12/24	at Bears	S	12	106	8.8	33t	1	2	19	9.5	10	0	W	35-13
18	01/08	Patriots	S	7	29	4.1	18	0	1	3	3.0	3	0	W	35-23
<b>2022 TOTALS</b>			<b>16-16</b>	<b>177</b>	<b>819</b>	<b>4.6</b>	<b>33T</b>	<b>5</b>	<b>38</b>	<b>280</b>	<b>7.4</b>	<b>22</b>	<b>1</b>	<b>13-3</b>	

+ - Overtime

## 2022 GAME-BY-GAME POSTSEASON STATISTICS (BILLS)

W	DATE	OPPONENT	P/S	RUSHING					RECEIVING					W/L	SCORE
				NO.	YDS.	AVG.	LG	TD	NO.	YDS.	AVG.	LG	TD		
01	01/15	Dolphins	S	10	48	4.8	13	0	0	0	0.0	0	0	W	34-31
02	01/22	Bengals	S	6	25	4.2	7	0	5	37	7.4	16	0	L	10-27
<b>2022 TOTALS</b>			<b>2-2</b>	<b>16</b>	<b>73</b>	<b>4.6</b>	<b>13</b>	<b>0</b>	<b>5</b>	<b>37</b>	<b>7.4</b>	<b>16</b>	<b>0</b>	<b>1-1</b>	



M.J.  
**STEWART**

**29**  
**SAFETY**



**Ht:** 5-11      **Wt:** 200  
**DOB:** 9/16/1995      **College:** North Carolina  
**Texans Season:** 1      **NFL Season:** 6  
**Acquired:** UFA-'22

**TRANSACTIONS:** Selected by the Tampa Bay Buccaneers in the second round (53rd overall) of the 2018 NFL Draft...Released by the Buccaneers on Aug. 6, 2020...Acquired via waivers by the Cleveland Browns from the Buccaneers on Aug. 8, 2020...Signed with the Houston Texans as an unrestricted free agent on March 24, 2022...Resigned with the Houston Texans on March 15, 2023.

**2022 (Houston 17/0):**

- ✔ Appeared in all 17 games amassing 27 tackles (21 solo), one pass defended, two fumble recoveries and a team-high 14 special teams tackles (eight solo)
- ✔ Completed the fake punt attempt and ran for three yards for a first down on fourth-and-1 at Chicago (9/25)
- ✔ Forced a fumble on a kick return in the fourth quarter vs. Los Angeles Chargers (10/2)
- ✔ Recorded his first-career fumble recovery at Miami (11/27)
- ✔ Posted his second career fumble recovery (first special teams) after the ball was knocked loose by LB Neville Hewitt in the season finale at Indianapolis (1/8/23)
- ✔ Ended the season tied for the seventh-most tackles on special teams (14) among all NFL players this season

**2021 (Cleveland 13/3):**

- ✔ Tied his career-high with 28 tackles (10 solo), also notching four passes defended, two tackles for loss and his first career forced fumble
- ✔ Led the team with a career-high 11 tackles (eight) in addition to one pass defended and his first career forced fumble vs. Las Vegas (12/20)
- ✔ Paced the Browns with 10 tackles (nine) and two tackles for loss at Green Bay (12/25)
- ✔ Tallied five tackles (two) and two passes defended at Pittsburgh (1/3/22)

**2020 (Cleveland 16/0, 2/1):**

- ✔ Notched three tackles (two solo), 1.0 sack and a team-high two tackles for loss at Dallas (10/4). Dropped QB Dak Prescott for a six-yard loss and his first career sack
- ✔ Recorded his first career interception at Tennessee (12/6), also posting three tackles (two) and two passes defended
- ✔ Tied his season high with four tackles (three) and logged his second career interception vs. Pittsburgh (1/3/21)
- ✔ Made his first start of the season and first career postseason appearance in the Wild Card Round at Pittsburgh (1/10/21), notching nine tackles, one interception, one tackle for loss and one pass defended
- ✔ Appeared in the Divisional Round at Kansas City (1/17/21) and totaled four tackles (three)

**2019 (Tampa Bay 10/1):**

- ✔ Logged a career high-tying 28 tackles (seven solo) on the season as well as two passes defended
- ✔ Posted a season-high nine tackles (eight) as well as one pass defended at the L.A. Rams (9/29)
- ✔ Recorded eight tackles (six) vs. Arizona (11/10)
- ✔ Tallied five tackles (four) and one pass defended in the season finale vs. Atlanta (12/29)

**2018 (Tampa Bay 11/5):**

- ✔ Played in his first NFL game at New Orleans (9/9), posting four tackles
- ✔ Started his first NFL game vs. Philadelphia (9/16) and posted five tackles (four), one quarterback hit and one tackle for loss
- ✔ Totaled a season-high eight tackles and one pass defended vs. Pittsburgh (9/24)
- ✔ Logged two tackles, one quarterback hit, one tackle for loss and one pass defended at Atlanta (10/14)

**COLLEGE:**

- ✔ Played four seasons (2014-17) at the University of North Carolina in Chapel Hill, N.C.
- ✔ Named honorable mention All-ACC in his final two seasons and second-team All-ACC as a sophomore



- Started all 12 games as a senior (2017) and tallied 45 tackles, five tackles for loss, 2.0 sacks, two quarterback hits and 12 passes defended, also returning 15 punts for 170 yards (11.3 avg.)
- Ranked sixth on the team with 66 tackles as a junior (2016) and had a team-high 11 passes defended, a team-best two forced fumbles and three fumble recoveries
- Tied for the ACC lead with 18 passes defended as a sophomore (2015), also recording 62 tackles, 2.5 tackles for loss, 1.0 sack, one forced fumble and four interceptions
- Appeared in 12 games as a freshman (2014) and finished with 26 tackles (14 solo), four passes defended, two interceptions and half a tackle for loss

## PERSONAL:

- Attended Yorktown High School in Arlington, Va., where he played a variety of positions including running back, wide receiver, safety and cornerback
- Ran for 1,428 yards and 24 touchdowns as a senior
- Was twice named first-team All-Met by The Washington Post
- Earned his conference's offensive player of the year as a junior and also picked up All-Northeast Region and all-district honors
- Totaled 77 tackles, 10 interceptions and returned three punts for touchdowns as a junior
- Son of Marvin Sr. and Rhonda

### M.J. STEWART'S NFL REGULAR SEASON DEFENSIVE STATISTICS

DATE	TEAM	GP	GS	TACKLES								INTERCEPTIONS					FUMBLES				ST				MISC		
				TK	S	A	TFL	YDS	SK	YDS	QBH	NO	YDS	LG	TD	PD	FF	FR	TD	YDS	TK	S	A	FF	FR	S	A
2018	Buccaneers	11	5	29	27	2	2	6	0.0	0.0	2	0	0	0	0	3	0	0	0	0	4	4	0	0	0	0	0
2019	Buccaneers	10	1	35	28	7	0	0	0.0	0.0	0	0	0	0	2	0	0	0	0	0	0	0	0	0	0	0	
2020	Browns	16	0	17	13	4	2	8	1.0	6.0	1	2	51	30	0	3	0	0	0	0	5	5	0	0	0	0	
2021	Browns	13	3	38	28	10	2	2	0.0	0.0	0	0	0	0	4	1	0	0	0	9	6	3	0	0	0	0	
2022	Texans	17	0	27	22	5	1	0	0.0	0.0	0	0	0	0	1	0	1	0	0	14	8	6	1	1	0	0	
<b>NFL TOTALS</b>		<b>67</b>	<b>9</b>	<b>146</b>	<b>118</b>	<b>28</b>	<b>7</b>	<b>16</b>	<b>1.0</b>	<b>6.0</b>	<b>3</b>	<b>2</b>	<b>51</b>	<b>30</b>	<b>0</b>	<b>13</b>	<b>1</b>	<b>1</b>	<b>0</b>	<b>0</b>	<b>32</b>	<b>23</b>	<b>9</b>	<b>1</b>	<b>1</b>	<b>0</b>	<b>0</b>

### M.J. STEWART'S NFL POSTSEASON DEFENSIVE STATISTICS

DATE	TEAM	GP	GS	TACKLES								INTERCEPTIONS					FUMBLES				ST				MISC		
				TK	S	A	TFL	YDS	SK	YDS	QBH	NO	YDS	LG	TD	PD	FF	FR	TD	YDS	TK	S	A	FF	FR	S	A
2020	Browns	2	1	13	12	1	1	2	0.0	0.0	0	1	3	3	0	1	0	0	0	0	1	1	0	0	0	0	0
<b>NFL TOTALS</b>		<b>2</b>	<b>1</b>	<b>13</b>	<b>12</b>	<b>1</b>	<b>1</b>	<b>2</b>	<b>0.0</b>	<b>0.0</b>	<b>0</b>	<b>1</b>	<b>3</b>	<b>3</b>	<b>0</b>	<b>1</b>	<b>0</b>	<b>0</b>	<b>0</b>	<b>0</b>	<b>1</b>	<b>1</b>	<b>0</b>	<b>0</b>	<b>0</b>	<b>0</b>	<b>0</b>

### SINGLE-GAME HIGHS: DEFENSIVE

<b>Total Tackles</b>	11 vs. Las Vegas Raiders, Dec 20, 2021	<b>Tackles For Loss</b>	2 at Green Bay Packers, Dec 25, 2021 ...1 more at 2.
<b>Solo Tackles</b>	9 at Green Bay Packers, Dec 25, 2021	<b>Interceptions</b>	1 vs. Pittsburgh Steelers, Jan 03, 2021 ...1 more at 1.
<b>Sacks</b>	1.0 at Dallas Cowboys, Oct 04, 2020	<b>Interception Return Yards</b>	30 vs. Pittsburgh Steelers, Jan 03, 2021
<b>Passes Defensed</b>	2 at Pittsburgh Steelers, Jan 03, 2022 ...1 more at 2.	<b>Special Teams Tackles</b>	2 vs. Washington Commanders, Nov 20, 2022 ...8 more at 2.
<b>Forced Fumbles</b>	1 vs. Las Vegas Raiders, Dec 20, 2021	<b>Special Teams Forced Fumbles</b>	1 vs. Los Angeles Chargers, Oct 02, 2022
<b>Fumble Recoveries</b>	1 at Miami Dolphins, Nov 27, 2022		

### SINGLE-GAME HIGHS - POSTSEASON: DEFENSIVE

<b>Total Tackles</b>	9 at Pittsburgh Steelers, Jan 10, 2021	<b>Interceptions</b>	1 at Pittsburgh Steelers, Jan 10, 2021
<b>Solo Tackles</b>	9 at Pittsburgh Steelers, Jan 10, 2021	<b>Interception Return Yards</b>	3 at Pittsburgh Steelers, Jan 10, 2021
<b>Passes Defensed</b>	1 at Pittsburgh Steelers, Jan 10, 2021	<b>Special Teams Tackles</b>	1 at Pittsburgh Steelers, Jan 10, 2021
<b>Tackles For Loss</b>	1 at Pittsburgh Steelers, Jan 10, 2021		

# PLAYER BIOS



## 2022 GAME-BY-GAME REGULAR-SEASON STATISTICS (TEXANS)

W	DATE	OPPONENT	P/S	TACKLES							INTERCEPTIONS					FUMBLES				ST				MISC		W/L/T	SCORE	
				TK	S	A	SK	YDS	TFL	YDS	QBH	NO	YDS	LG	TD	PD	FF	FR	TD	YDS	TK	S	A	FF	FR			S
01	09/11	Colts	P	0	0	0	0.0	0.0	0	0	0	0	0	0	0	0	0	0	0	2	2	0	0	0	0	0	T	20-20
02	09/18	at Broncos	P	0	0	0	0.0	0.0	0	0	0	0	0	0	0	0	0	0	0	2	2	0	0	0	0	L	9-16	
03	09/25	at Bears	P	0	0	0	0.0	0.0	0	0	0	0	0	0	0	0	0	0	0	1	0	1	0	0	0	L	20-23	
04	10/02	Chargers	P	0	0	0	0.0	0.0	0	0	0	0	0	0	0	0	0	0	0	2	1	1	1	0	0	L	24-34	
05	10/09	at Jaguars	P	0	0	0	0.0	0.0	0	0	0	0	0	0	0	0	0	0	0	1	0	1	0	0	0	W	13-6	
07	10/23	at Raiders	P	0	0	0	0.0	0.0	0	0	0	0	0	0	0	0	0	0	0	0	0	0	0	0	0	L	20-38	
08	10/30	Titans	P	5	4	1	0.0	0.0	0	0	0	0	0	0	0	0	0	0	0	0	0	0	0	0	0	L	10-17	
09	11/03	Eagles	P	3	1	2	0.0	0.0	0	0	0	0	0	0	0	0	0	0	0	0	0	0	0	0	0	L	17-29	
10	11/13	at Giants	P	0	0	0	0.0	0.0	0	0	0	0	0	0	0	0	0	0	0	0	0	0	0	0	0	L	16-24	
11	11/20	Commanders	P	3	2	1	0.0	0.0	0	0	0	0	0	0	0	0	0	0	0	2	2	0	0	0	0	L	10-23	
12	11/27	at Dolphins	P	2	2	0	0.0	0.0	0	0	0	0	0	0	0	0	0	1	0	1	1	0	0	0	0	L	15-30	
13	12/04	Browns	P	2	2	0	0.0	0.0	1	0	0	0	0	0	0	0	0	0	0	0	0	0	0	0	0	L	14-27	
14	12/11	at Cowboys	P	0	0	0	0.0	0.0	0	0	0	0	0	0	1	0	0	0	0	0	0	0	0	0	0	L	23-27	
15	12/18	Chiefs	P	8	7	1	0.0	0.0	0	0	0	0	0	0	0	0	0	0	0	1	0	1	0	0	0	L	24-30+	
16	12/24	at Titans	P	0	0	0	0.0	0.0	0	0	0	0	0	0	0	0	0	0	0	0	0	0	0	0	0	W	19-14	
17	01/01	Jaguars	P	0	0	0	0.0	0.0	0	0	0	0	0	0	0	0	0	0	0	1	0	1	0	0	0	L	3-31	
18	01/08	at Colts	P	4	4	0	0.0	0.0	0	0	0	0	0	0	0	0	0	0	0	1	0	1	0	1	0	W	32-31	
<b>2022 TOTALS</b>			<b>17-0</b>	<b>27</b>	<b>22</b>	<b>5</b>	<b>0.0</b>	<b>0.0</b>	<b>1</b>	<b>0</b>	<b>0</b>	<b>0</b>	<b>0</b>	<b>0</b>	<b>1</b>	<b>0</b>	<b>1</b>	<b>0</b>	<b>0</b>	<b>14</b>	<b>8</b>	<b>6</b>	<b>1</b>	<b>1</b>	<b>0</b>	<b>0</b>	<b>3-13-1</b>	

+ - Overtime



# DEREK STINGLEY JR.



**24**  
CORNERBACK

Ht: 6-0      Wt: 190  
 DOB: 6/20/2001      College: LSU  
 Texans Season: 2      NFL Season: 2  
 Acquired: 01a-'22

**TRANSACTIONS:** Selected by the Houston Texans in the first round (third overall) of the 2022 NFL Draft...Placed on reserve/injured on Dec. 17, 2022.

**2022 (Houston 9/9):**

- ✔ Appeared and started in the first nine games as a rookie totaling 43 tackles (35 solo), 1.0 sack, five passes defended and one interception before being placed on the reserve/injured list for the rest of the season
- ✔ Made his first career NFL start and appearance while logging seven tackles (three solo) and one pass defended vs. Indianapolis (9/11)
- ✔ Posted a career-high eight solo tackles and two passes defended at Denver (9/18)
- ✔ Recorded his first career interception picking off QB Trevor Lawrence in the end zone and finished with seven tackles (six) at Jacksonville (10/9)

**COLLEGE:**

- ✔ Played three seasons (2019-21) at LSU in Baton Rouge, La., where he started 25 games and recorded 73 tackles, seven tackles for loss, six interceptions and 21 passes defended

**2021 (LSU):**

- ✔ Started the first three games of his junior season before being sidelined for the remainder of the year due to a foot injury
- ✔ Notched eight tackles, 3.5 tackles for loss and one forced fumble
- ✔ Tallied four tackles, 1.5 tackles for loss and a forced fumble vs. Central Michigan (9/18)

**2020 (LSU):**

- ✔ Started seven games at cornerback and tallied 27 tackles, 2.5 tackles for loss and five passes defended
- ✔ Named first-team All-America by the American Football Coaches Association for the second consecutive year
- ✔ Earned first-team All-SEC honors from the Associated Press and the league's coaches
- ✔ Tied his career high with six tackles (five solo) at Vanderbilt (10/3)
- ✔ Notched five tackles (four), a tackle for loss and a forced fumble at Auburn (10/31)
- ✔ Broke up a season-high three passes at Texas A&M (11/28)

**2019 (LSU):**

- ✔ Started all 15 games as a true freshman and registered 38 tackles and one tackle for loss
- ✔ Earned consensus first-team All-America honors from the AFCA, Associated Press, ESPN, The Athletic, CBS, Sports Illustrated, Sporting News and USA Today
- ✔ Named first-team All-SEC and the unanimous selection for SEC Newcomer of the Year by the Associated Press
- ✔ Helped the Tigers to a 15-0 record and a win in the College Football Playoff National Championship
- ✔ Led the SEC and ranked No. 5 nationally with six interceptions while pacing the SEC and ranking No. 2 in the nation with 21 passes defended
- ✔ Grabbed his first career interception at Vanderbilt (9/21), adding five tackles and a career-high four passes defended
- ✔ Wrapped up a career-high six tackles (five) vs. Florida (10/12) while defending two passes and recording an interception
- ✔ Recorded a season-high two interceptions, three passes defended and made five tackles in the SEC Championship Game vs. Georgia (12/7)

**PERSONAL:**

- ✔ Attended Dunham School in Baton Rouge, La., where he saw action at safety, cornerback, wide receiver and as a return specialist
- ✔ Was a consensus five-star prospect that Rivals rated as the nation's No. 1 player in the class of 2019

# PLAYER BIOS



- Named a finalist for the 2018-19 Gatorade National Football Player of the Year and won Louisiana's Gatorade Player of the Year honors for 2018
- Led Dunham to the Louisiana Division III quarterfinals during his senior campaign, when he posted 24 receptions for 678 yards and eight touchdowns, rushed for 192 yards and four touchdowns and also notched four interceptions on defense, returning one for a touchdown
- Intercepted 14 passes over the final 20 games of his high school career
- Earned MVP honors on both offense and defense for his district as well as being first-team All-District on both sides of the ball
- Father, Derek, played cornerback in college at Purdue before transferring to Triton College to play baseball, and was later selected in the 1993 MLB Draft by the Philadelphia Phillies
- Grandfather, Darryl, was a first round draft pick of the New England Patriots out of Purdue in 1973

## DEREK STINGLEY JR.'S NFL REGULAR SEASON DEFENSIVE STATISTICS

DATE	TEAM	GP	GS	TACKLES							INTERCEPTIONS					FUMBLES					ST				MISC			
				TK	S	A	TFL	YDS	SK	YDS	QBH	NO	YDS	LG	TD	PD	FF	FR	TD	YDS	TK	S	A	FF	FR	S	A	
2022	Texans	9	9	43	35	8	0	0	1.0	0.0	0	1	9	9	0	5	0	0	0	0	0	0	0	0	0	0	0	0
<b>NFL TOTALS</b>		<b>9</b>	<b>9</b>	<b>43</b>	<b>35</b>	<b>8</b>	<b>0</b>	<b>0</b>	<b>1.0</b>	<b>0.0</b>	<b>0</b>	<b>1</b>	<b>9</b>	<b>9</b>	<b>0</b>	<b>5</b>	<b>0</b>	<b>0</b>	<b>0</b>	<b>0</b>	<b>0</b>	<b>0</b>	<b>0</b>	<b>0</b>	<b>0</b>	<b>0</b>	<b>0</b>	

### SINGLE-GAME HIGHS: DEFENSIVE

<b>Total Tackles</b>	8 at Denver Broncos, Sep 18, 2022	<b>Interceptions</b>	1 at Jacksonville Jaguars, Oct 09, 2022
<b>Solo Tackles</b>	8 at Denver Broncos, Sep 18, 2022	<b>Interception Return Yards</b>	9 at Jacksonville Jaguars, Oct 09, 2022
<b>Passes Defensed</b>	2 at Jacksonville Jaguars, Oct 09, 2022 ...1 more at 2.		

### 2022 GAME-BY-GAME REGULAR-SEASON STATISTICS (TEXANS)

W	DATE	OPPONENT	P/S	TACKLES							INTERCEPTIONS					FUMBLES					ST				MISC		W/L	SCORE		
				TK	S	A	SK	YDS	TFL	YDS	QBH	NO	YDS	LG	TD	PD	FF	FR	TD	YDS	TK	S	A	FF	FR	S	A			
01	09/11	Colts	S	7	3	4	0.0	0.0	0	0	0	0	0	0	0	1	0	0	0	0	0	0	0	0	0	0	0	0	T	20-20
02	09/18	at Broncos	S	8	8	0	0.0	0.0	0	0	0	0	0	0	0	2	0	0	0	0	0	0	0	0	0	0	0	L	9-16	
03	09/25	at Bears	S	3	3	0	1.0	0.0	0	0	0	0	0	0	0	0	0	0	0	0	0	0	0	0	0	0	L	20-23		
04	10/02	Chargers	S	5	4	1	0.0	0.0	0	0	0	0	0	0	0	0	0	0	0	0	0	0	0	0	0	0	L	24-34		
05	10/09	at Jaguars	S	7	6	1	0.0	0.0	0	0	0	1	9	9	0	2	0	0	0	0	0	0	0	0	0	0	W	13-6		
07	10/23	at Raiders	S	5	5	0	0.0	0.0	0	0	0	0	0	0	0	0	0	0	0	0	0	0	0	0	0	0	L	20-38		
08	10/30	Titans	S	5	3	2	0.0	0.0	0	0	0	0	0	0	0	0	0	0	0	0	0	0	0	0	0	0	L	10-17		
09	11/03	Eagles	S	1	1	0	0.0	0.0	0	0	0	0	0	0	0	0	0	0	0	0	0	0	0	0	0	0	L	17-29		
10	11/13	at Giants	S	2	2	0	0.0	0.0	0	0	0	0	0	0	0	0	0	0	0	0	0	0	0	0	0	0	L	16-24		
11	11/20	Commanders																									L	10-23		
12	11/27	at Dolphins																									L	15-30		
13	12/04	Browns																									L	14-27		
14	12/11	at Cowboys																									L	23-27		
15	12/18	Chiefs																									L	24-30+		
16	12/24	at Titans																									W	19-14		
17	01/01	Jaguars																									L	3-31		
18	01/08	at Colts																									W	32-31		
<b>2022 TOTALS</b>		<b>9-9</b>		<b>43</b>	<b>35</b>	<b>8</b>	<b>1.0</b>	<b>0.0</b>	<b>0</b>	<b>0</b>	<b>0</b>	<b>1</b>	<b>9</b>	<b>9</b>	<b>0</b>	<b>5</b>	<b>0</b>	<b>0</b>	<b>0</b>	<b>0</b>	<b>0</b>	<b>0</b>	<b>0</b>	<b>0</b>	<b>0</b>	<b>0</b>	<b>0</b>	<b>3-13-1</b>		

+ - Overtime





C.J.  
**STROUD**

**7**  
QUARTERBACK

**Ht:** 6-3      **Wt:** 218  
**DOB:** 10/3/2001      **College:** Ohio State  
**Texans Season:** R      **NFL Season:** R  
**Acquired:** D1a-'23



**TRANSACTIONS:** Selected by the Houston Texans with the second overall pick of the 2023 NFL Draft.

**COLLEGE:**

- ✔ Spent three seasons (2020-22) at Ohio State, where he played in 28 games (25 starts) and completed 575 passes for 8,123 yards and 85 touchdowns
- ✔ Two-time Heisman Trophy finalist, becoming the Ohio State's only two-time finalist in school history
- ✔ Two-time Big Ten Conference Offensive Player of the Year
- ✔ Two-time Big Ten Quarterback of the Year
- ✔ 21-4 as an Ohio State starter

**2022 (Ohio State):**

- ✔ Directed Ohio State to No. 9 ranking nationally in total offense (490.7 ypg) and No. 2 in scoring (44.2 ppg) as a third-year sophomore in 2022
- ✔ Started all 13 games for the Buckeyes and completed 258 passes for 3,688 yards and 41 touchdowns
- ✔ Led the nation in pass efficiency rating in 2022 (177.7)

**2021 (Ohio State):**

- ✔ Started 12 games and completed 317 passes for 4,435 yards and 44 touchdowns
- ✔ Set the school record for single game passing yards with 573 (vs. Utah)
- ✔ Set the school record for single game touchdown passes with six (vs. Michigan State)
- ✔ Honored five times as Big Ten's Offensive Player of the Week and seven times as freshman of the week

**PERSONAL:**

- ✔ A five-star prospect who was rated as the nation's No. 2 pro style quarterback and a top 50 player regardless of position
- ✔ Son of Coleridge and Kimberly Stroud, and has two older brothers, Isaiah and Asmar, and an older sister, Cieara
- ✔ Led Rancho Cucamonga to the state semifinals and a 9-4 record



IAN  
SWENSON

49  
LINEBACKER

Ht: 6-2      Wt: 215  
 DOB: 10/23/1998      College: Connecticut  
 Texans Season: R      NFL Season: R  
 Acquired: FA-'23



**TRANSACTIONS:** Signed with the Houston Texans as an undrafted free agent on May 16, 2023.

**COLLEGE:**

- Spent four seasons at Uconn and recorded 242 total tackles (128 solo), 14 tackles for loss, four passes defended, 3.0 sacks, two forced fumbles, one fumble recovery and one interception

**PERSONAL:**

- Played for John Holecsek at Loyola Academy
- Recognized as a Blue-Grey All-American. First Team All-Area Pioneer Press and First Team All-Area North Shore Prep
- Lettered in Lacrosse
- Applied and resource economics major



# TAVIERRE THOMAS

**4**  
CORNERBACK

**Ht:** 5-10      **Wt:** 205  
**DOB:** 3/11/1996      **College:** Ferris State  
**Texans Season:** 2      **NFL Season:** 5  
**Acquired:** FA-'21



**TRANSACTIONS:** Signed with the Arizona Cardinals as an undrafted free agent on April 30, 2018...Waived by the Cardinals on Sept. 1, 2018...Acquired via waivers by the Cleveland Browns from the Cardinals on Sept. 2, 2018...Signed by the Houston Texans as a free agent on March 22, 2021...Placed on reserve/injured on Sept. 1, 2022...Activated from reserve/injured to the active roster on Nov. 3, 2022...Resigned with the Houston Texans on March 17, 2023.

**HONORS:**

- ✦ AFC Defensive Player of the Week (Week 16, 2021)

**2022 (Houston 10/6):**

- ✦ Made the initial 53-man roster but was placed on the reserve/injured list for Weeks 1-8
- ✦ Appeared in the last 10 games (six starts) of the season and tallied 39 defensive tackles (19 solo), one tackle for loss, one pass defensed, two forced fumbles and five special teams tackles in 2022
- ✦ Made his first appearance of the season and posted one tackle and one special teams tackle vs. Philadelphia (11/3)
- ✦ Made his first start of the season and tallied four tackles (two) vs. Washington (11/20)
- ✦ Recorded the second and third forced fumbles of his career vs. Cleveland (12/4)
- ✦ Posted a season-high seven tackles (four), one tackle for loss and two special teams tackle in the season finale at Indianapolis (1/8/23)

**2021 (Houston 17/8):**

- ✦ Posted career-highs in games played (17), starts (eight), tackles (78 total, 46 solo), interceptions (two) and passes defensed (four). Also tallied one tackle for loss, one quarterback hit, his first career pick-six, first career forced fumble and eight special teams tackles (five)
- ✦ Appeared in his first game as a Texan vs. Jacksonville (9/12), playing on special teams
- ✦ Registered his first tackle as a Texan at Cleveland (9/19)
- ✦ Made his first start as a Texan at Buffalo (10/3), tallying seven tackles (four)
- ✦ Logged four tackles (two solo) vs. New England (10/10)
- ✦ Made his second start of the season at Indianapolis (10/17), totaling five tackles (three) on defense and one tackle on special teams
- ✦ Finished tied for second on the team with seven tackles (two) along with one pass defensed vs. the L.A. Rams (10/31)
- ✦ Tied for second-most tackles on the team with eight (six) at Miami (11/7)
- ✦ Led the team with three special teams tackles, also tallying five tackles on defense (three) at Tennessee (11/21)
- ✦ Finished with three tackles, a pass defensed and one special teams tackle vs. the N.Y. Jets (11/28). Recorded his first career interception, picking off a pass from QB Zach Wilson
- ✦ Finished with four tackles (two), one tackle for loss and his first forced fumble of his career vs. Indianapolis (12/5)
- ✦ Tied for the team lead with a career-high 11 tackles (seven) at Jacksonville (12/19)
- ✦ Placed second on the team with eight tackles (six), tied for the third-highest total of his career, vs. the L.A. Chargers (12/26). Intercepted a pass from QB Justin Herbert and returned it 48 yards for a touchdown, his second interception of the season and first career score
- ✦ Finished with seven tackles (five), a quarterback hit and two special teams tackles vs. Tennessee (1/9/22)

**2020 (Cleveland 16/3, 2/0):**

- ✦ Played in all 16 regular season games (three starts) and notched 20 total tackles (19 solo), 1.0 sack, two tackles for loss, one quarterback hit, one forced fumble and one fumble recovery. Also finished second on the Browns with 11 special teams tackles
- ✦ Recorded his first sack of the season at Baltimore (9/13) for a seven-yard loss
- ✦ Started his first game for the Browns and logged a season-high nine solo tackles vs. Cincinnati (9/17)
- ✦ Registered five special teams tackles at Dallas (10/4), which was the most by a Browns player since 2004



## 2019 (Cleveland 16/0):

- ✔ Saw action in all 16 games, primarily on special teams and accumulated nine special teams tackles and one fumble recovery

## 2018 (Cleveland 13/0):

- ✔ Appeared in 13 games, totaling seven special teams tackles and one solo tackle

## COLLEGE:

- ✔ Played four seasons (2014-17) at Ferris State University in Big Rapids, Mich.
- ✔ Named Great Lakes Intercollegiate Athletic Conference (GLIAC) defensive back of the year as a senior when he led Ferris to a fourth-straight playoff appearance as a senior (2017). Tallied four interceptions and a team-high 18 pass breakups
- ✔ Earned consensus All-America accolades as a junior (2016) after finishing the year with 59 total tackles (36 solo), a team-high six interceptions and 15 pass breakups
- ✔ Notched 48 total tackles (28), three interceptions and one forced fumble in his sophomore season (2015) for the Bulldogs
- ✔ Walked on as a freshman (2014), appearing in five games and logging one interception

## PERSONAL:

- ✔ Attended Detroit (Mich.) Allen High School
- ✔ Played against Texans CB Desmond King II in high school
- ✔ Went to Ferris State on an academic scholarship after posting a 3.8 GPA in high school

### TAVIERRE THOMAS' NFL REGULAR SEASON DEFENSIVE STATISTICS

DATE	TEAM	GP	GS	TACKLES							INTERCEPTIONS					FUMBLES					ST					MISC				
				TK	S	A	TFL	YDS	SK	YDS	QBH	NO	YDS	LG	TD	PD	FF	FR	TD	YDS	TK	S	A	FF	FR	S	A			
2018	Browns	13	0	1	1	0	0	0.0	0.0	0	0	0	0	0	0	0	0	0	0	0	0	0	0	7	6	1	0	0	0	0
2019	Browns	16	0	0	0	0	0	0.0	0.0	0	0	0	0	0	0	0	0	0	0	0	0	0	9	4	5	0	1	0	0	
2020	Browns	16	3	20	19	1	2	12	1.0	7.0	1	0	0	0	0	0	0	1	0	0	0	10	10	0	1	0	0	0		
2021	Texans	17	8	78	46	32	1	0	0.0	0.0	1	2	48	48t	1	4	1	0	0	0	0	8	5	3	0	0	0	0		
2022	Texans	10	6	36	19	17	1	1	0.0	0.0	0	0	0	0	0	1	2	0	0	0	0	5	4	1	0	0	0	0		
<b>NFL TOTALS</b>		<b>72</b>	<b>17</b>	<b>135</b>	<b>85</b>	<b>50</b>	<b>4</b>	<b>13</b>	<b>1.0</b>	<b>7.0</b>	<b>2</b>	<b>2</b>	<b>48</b>	<b>48T</b>	<b>1</b>	<b>5</b>	<b>3</b>	<b>1</b>	<b>0</b>	<b>0</b>	<b>0</b>	<b>39</b>	<b>29</b>	<b>10</b>	<b>1</b>	<b>1</b>	<b>0</b>	<b>0</b>		

### TAVIERRE THOMAS' NFL POSTSEASON DEFENSIVE STATISTICS

DATE	TEAM	GP	GS	TACKLES							INTERCEPTIONS					FUMBLES					ST					MISC			
				TK	S	A	TFL	YDS	SK	YDS	QBH	NO	YDS	LG	TD	PD	FF	FR	TD	YDS	TK	S	A	FF	FR	S	A		
2020	Browns	2	0	1	1	0	0	0	0.0	0.0	0	0	0	0	0	0	0	0	0	0	0	0	3	1	2	0	0	0	0
<b>NFL TOTALS</b>		<b>2</b>	<b>0</b>	<b>1</b>	<b>1</b>	<b>0</b>	<b>0</b>	<b>0</b>	<b>0.0</b>	<b>0.0</b>	<b>0</b>	<b>0</b>	<b>0</b>	<b>0</b>	<b>0</b>	<b>0</b>	<b>0</b>	<b>0</b>	<b>0</b>	<b>0</b>	<b>0</b>	<b>0</b>	<b>3</b>	<b>1</b>	<b>2</b>	<b>0</b>	<b>0</b>	<b>0</b>	

### SINGLE-GAME HIGHS: DEFENSIVE

<b>Total Tackles</b>	11 at Jacksonville Jaguars, Dec 19, 2021	<b>Tackles For Loss</b>	1 at Indianapolis Colts, Jan 08, 2023 ...3 more at 1.
<b>Solo Tackles</b>	9 vs. Cincinnati Bengals, Sep 17, 2020	<b>Interceptions</b>	1 vs. Los Angeles Chargers, Dec 26, 2021 ...1 more at 1.
<b>Sacks</b>	1.0 at Baltimore Ravens, Sep 13, 2020	<b>Interception Return Yards</b>	48 vs. Los Angeles Chargers, Dec 26, 2021
<b>Passes Defensed</b>	1 at Tennessee Titans, Dec 24, 2022 ...4 more at 1.	<b>Special Teams Tackles</b>	5 at Dallas Cowboys, Oct 04, 2020
<b>Forced Fumbles</b>	2 vs. Cleveland Browns, Dec 04, 2022	<b>Special Teams Forced Fumbles</b>	1 at New York Giants, Dec 20, 2020
<b>Fumble Recoveries</b>	1 vs. Washington Football Team, Sep 27, 2020	<b>Special Teams Fumble Recoveries</b>	1 at New England Patriots, Oct 27, 2019

### SINGLE-GAME HIGHS - POSTSEASON: DEFENSIVE

<b>Total Tackles</b>	1 at Pittsburgh Steelers, Jan 10, 2021	<b>Special Teams Tackles</b>	3 at Pittsburgh Steelers, Jan 10, 2021
<b>Solo Tackles</b>	1 at Pittsburgh Steelers, Jan 10, 2021		

# PLAYER BIOS



## 2022 GAME-BY-GAME REGULAR-SEASON STATISTICS (TEXANS)

W	DATE	OPPONENT	P/S	TACKLES							INTERCEPTIONS				FUMBLES				ST				MISC		W/L	SCORE		
				TK	S	A	SK	YDS	TFL	YDS	QBH	NO	YDS	LG	TD	PD	FF	FR	TD	YDS	TK	S	A	FF			FR	S
01	09/11	Colts																								T	20-20	
02	09/18	at Broncos																								L	9-16	
03	09/25	at Bears																								L	20-23	
04	10/02	Chargers																								L	24-34	
05	10/09	at Jaguars																								W	13-6	
07	10/23	at Raiders																								L	20-38	
08	10/30	Titans																								L	10-17	
INJURED RESERVE - DESIGNATED FOR RETURN																												
09	11/03	Eagles	P	1	0	1	0.0	0.0	0	0	0	0	0	0	0	0	0	0	0	0	0	0	0	0	0	0	L	17-29
10	11/13	at Giants	P	3	1	2	0.0	0.0	0	0	0	0	0	0	0	0	0	0	0	0	0	0	0	0	0	L	16-24	
11	11/20	Commanders	S	4	2	2	0.0	0.0	0	0	0	0	0	0	0	0	0	0	0	0	0	0	0	0	0	L	10-23	
12	11/27	at Dolphins	S	4	4	0	0.0	0.0	0	0	0	0	0	0	0	0	0	0	0	0	0	0	0	0	0	L	15-30	
13	12/04	Browns	S	4	1	3	0.0	0.0	0	0	0	0	0	0	0	0	2	0	0	0	1	1	0	0	0	L	14-27	
14	12/11	at Cowboys	P	6	2	4	0.0	0.0	0	0	0	0	0	0	0	0	0	0	0	0	0	0	0	0	0	L	23-27	
15	12/18	Chiefs	P	3	1	2	0.0	0.0	0	0	0	0	0	0	0	0	0	0	0	0	0	0	0	0	0	L	24-30+	
16	12/24	at Titans	S	4	3	1	0.0	0.0	0	0	0	0	0	0	0	0	0	0	0	0	1	0	0	0	0	W	19-14	
17	01/01	Jaguars	S	1	1	0	0.0	0.0	0	0	0	0	0	0	0	0	0	0	0	0	0	0	0	0	0	L	3-31	
18	01/08	at Colts	S	6	4	2	0.0	0.0	1	1	0	0	0	0	0	0	0	0	0	0	2	2	0	0	0	W	32-31	
<b>2022 TOTALS</b>			<b>10-6</b>	<b>36</b>	<b>19</b>	<b>17</b>	<b>0.0</b>	<b>0.0</b>	<b>1</b>	<b>1</b>	<b>0</b>	<b>0</b>	<b>0</b>	<b>0</b>	<b>0</b>	<b>0</b>	<b>1</b>	<b>2</b>	<b>0</b>	<b>0</b>	<b>0</b>	<b>5</b>	<b>4</b>	<b>1</b>	<b>0</b>	<b>0</b>	<b>0</b>	<b>3-13-1</b>

+ - Overtime



HENRY  
TO'OTO'O



39  
LINEBACKER

Ht: 6-2      Wt: 228  
 DOB: 1/5/2001      College: Alabama  
 Texans Season: R      NFL Season: R  
 Acquired: 05-'23

**TRANSACTIONS:** Selected by the Houston Texans in the fifth round (167th overall) of the 2023 NFL Draft.

**COLLEGE:**

- ✦ Spent two seasons (2021-22) at Alabama, where he played in 23 games (22 starts) and recorded 206 total tackles (98 solo), including 16 tackles for loss and 6.5 sacks. Additionally, he recorded two passes defended and one forced fumble
- ✦ Spent two seasons at Tennessee (2019-20), where he played in 17 games for the Volunteers and totaled 148 tackles, 15 tackles for loss and 1.5 sacks
- ✦ 2022 first team All-SEC honors from the league coaches
- ✦ Ranked second on UA and ninth in the SEC for tackles with 94, including eight for loss (-29 yards) and 2.5 sacks (-15 yards)

**PERSONAL:**

- ✦ Full name is Henry Moses Ito Iese To'o To'o
- ✦ Is half-Samoan, half-Tongan
- ✦ Grew up in south Sacramento and moved to Utah for two years before eventually going back to the Bay Area of California
- ✦ Grew up playing football with his brothers
- ✦ Favorite movie is "Friday"
- ✦ Majoring in recreation and sports management
- ✦ Son of Rima and Iese To'o To'o
- ✦ Has seven siblings



LAREMY  
TUNSIL

78  
TACKLE

Ht: 6-5      Wt: 313  
 DOB: 8/2/1994      College: Mississippi  
 Texans Season: 5      NFL Season: 8  
 Acquired: T-'19



**TRANSACTIONS:** Selected by the Miami Dolphins with the 13th overall pick of the 2016 NFL Draft...Acquired via trade by the Houston Texans from the Dolphins on Sept. 1, 2019...Signed a contract extension with the Texans on April 24, 2020...Placed on the reserve/COVID-19 list on Aug. 13, 2021...Activated from the reserve/COVID-19 list on Aug. 30, 2021...Placed on the reserve/injured List on Oct. 16, 2021...Signed a contract extension with Houston on March 21, 2023.

**HONORS:**

- ✔ Pro Bowl selection (3x – 2019-20, 2022)
- ✔ 2016 PFWA All-Rookie Team

**2022 (Houston 17/17):**

- ✔ Earned a Pro Bowl selections for his play this season, giving him three Pro Bowl nods for his career
- ✔ According to Pro Football Focus, he earned a 91.7 pass block grade, which was the best among all linemen in the NFL
- ✔ Started all 17 games at left tackle, marking the first time in his career he has started every game during the season
- ✔ Blocked for RB Dameon Pierce's 131-yard effort vs. the Los Angeles Chargers (10/2), the fourth-most rushing yards by a rookie in franchise history
- ✔ Paved the way for Pierce's 139-yard game vs. Philadelphia (11/3), a career high for the rookie

**2021 (Houston 5/5):**

- ✔ Started all five games he played in at left tackle prior to being placed on the Reserve/Injured List
- ✔ Started in the season opener vs. Jacksonville (9/12) and helped the offense score 37 points, the highest Week 1 point total in franchise history
- ✔ Helped pave the way for an offense that averaged 6.4 yards per play vs. New England (10/10), the team's highest mark of the season

**2020 (Houston 14/14):**

- ✔ Earned Pro Bowl honors for the second-consecutive season after starting 14 games at left tackle for a team that recorded the highest passing yards per play in the NFL (8.31)
- ✔ Started at left tackle at Kansas City (9/10) in which the Texans rushed for 5.4 yards per attempt
- ✔ Blocked for QB Deshaun Watson at left tackle as Watson threw for 300 passing yards and two touchdowns vs. Minnesota (10/4)
- ✔ Started at left tackle vs. Jacksonville (10/11) and helped the Texans record 486 net yards and an average of 8.4 yards per play, which was the third-highest average in franchise history
- ✔ Blocked for QB Deshaun Watson at left tackle as Watson passed for 318 yards and four passing touchdowns at Detroit (11/26)
- ✔ Started at left tackle as part of an offensive line that helped the Texans offense average a franchise record 9.6 yards per play vs. Cincinnati (12/27)

**2019 (Houston 14/14, 2/2):**

- ✔ Named to his first career Pro Bowl after being acquired via trade just eight days prior to Week 1
- ✔ Started in his Texans debut at New Orleans (9/9) and helped pave the way for a 7.83 rushing average, the second-best mark in a single game in franchise history
- ✔ Started at left tackle in the Week 3 win over the L.A. Chargers (9/22) and helped protect QB Deshaun Watson's 351-yard, three-touchdown passing performance
- ✔ Played in every offensive snap at Indianapolis (10/20) as part of an offensive line that paved the way for 391 yards of total offense
- ✔ Played in every offensive snap in his fourth consecutive start at left tackle vs. Atlanta (10/6), protecting QB Deshaun Watson who completed 84.8 percent of his passes for 426 yards and five touchdowns
- ✔ Started at left tackle at Kansas City (10/13) as part of an offensive line that did not allow a sack on QB Deshaun Watson for the second-consecutive week, the first time the Texans had accomplished the feat since Weeks 1-2 of the 2014 season



- Started at left tackle vs. Indianapolis (11/21) and helped block for 396 total net yards of offense, the eighth time on the season the Texans posted more than 350 total net yards
- Started at left tackle in the Wild Card Round vs. Buffalo (1/4/20), his second career playoff game and helped pave the way for the third most rushing yards in a postseason game in franchise history (141)
- Started at left tackle in the Divisional Round at Kansas City (1/12/20) and helped the offense gain the most total net yards (442) and most net passing yards (348) in a postseason game in franchise history

## 2018 (Miami 15/15):

- Started in 15 games for the Dolphins, paving the way for a run game that averaged 4.68 yards per play, the ninth-best average in the league
- Paved the way for a season-high 541 net yards of total offense in the Week 6 win vs. Chicago (10/14), including 380 yards and three touchdowns passing and 161 yards rushing on 31 carries (5.2 avg.)
- Blocked for an offense that produced 412 total net yards vs. New England (12/9) with 265 yards and three touchdowns passing and 161 yards and three touchdowns rushing

## 2017 (Miami 15/15):

- Started in 15 games at left tackle as part of an offensive line that ranked 10th in the league in sacks per pass attempt with 5.48 percent
- Blocked for RB Jay Ajayi's 122 yards at L.A. Chargers (9/17), which snapped the Chargers' streak of 17-straight games without allowing a 100-yard rusher
- Started at left tackle and blocked for RB Kenyan Drake's first-career 100-yard performance with 120 yards and one touchdown vs. Denver (12/3)
- Paved the way for 114 yards rushing from RB Kenyan Drake vs. New England (12/11), his second-consecutive 100-yard performance

## 2016 (Miami 14/14, 1/1):

- Started 14 games in his rookie season, 12 at left guard and two at left tackle, becoming the first player in Dolphins history to start at least one game at guard and tackle in his rookie season
- Allowed just 0.5 sacks in his 12 starts at left guard
- Part of an offensive line that helped RB Jay Ajayi eclipse the 1,000-yard rushing mark for the first time in his career, rushing the 1,272 yards, the third-best total in Dolphins history
- Paved the way for two straight 200-yard performances from RB Jay Ajayi with 204 yards vs. Pittsburgh (10/16) and 214 yards vs. Buffalo (10/23)

## COLLEGE:

- Played three seasons (2013-15) at the University of Mississippi in Oxford, Miss., appearing in 29 games (26 starts) for the Rebels
- As a junior, helped the Rebels average 201.7 yards rushing and 514.0 total yards per game
- Earned second-team All-America and first-team All-SEC honors in back-to-back seasons (sophomore and junior)
- Played in 12 games (9 starts) as a true freshman and was named to the SEC All-Freshman team, earned freshman All-American honors and became only the second player in Ole Miss history to earn second-team All-SEC honors

## PERSONAL:

- Attended Columbia (Fla.) High School, where he was a Class 6A All-State tackle and was ranked the fifth-best recruit in the nation by ESPN
- Son of Desiree Tunsil
- His brother, Alex Weber, was a wide receiver at Ole Miss

### LAREMY TUNSIL'S NFL REGULAR SEASON STATISTICS

DATE	TEAM	GP	GS
2016	Dolphins	14	14
2017	Dolphins	15	15
2018	Dolphins	15	15
2019	Texans	14	14
2020	Texans	14	14
2021	Texans	5	5
2022	Texans	17	17
<b>NFL TOTALS</b>		<b>94</b>	<b>94</b>






## LAREMY TUNSIL'S NFL POSTSEASON STATISTICS

DATE	TEAM	GP	GS
2016	Dolphins	1	1
2019	Texans	2	2
<b>NFL TOTALS</b>		<b>3</b>	<b>3</b>

## 2022 GAME-BY-GAME REGULAR-SEASON STATISTICS (TEXANS)

W	DATE	OPPONENT	P/S	W/L/T	SCORE
01	09/11	Colts	S	T	20-20
02	09/18	at Broncos	S	L	9-16
03	09/25	at Bears	S	L	20-23
04	10/02	Chargers	S	L	24-34
05	10/09	at Jaguars	S	W	13-6
07	10/23	at Raiders	S	L	20-38
08	10/30	Titans	S	L	10-17
09	11/03	Eagles	S	L	17-29
10	11/13	at Giants	S	L	16-24
11	11/20	Commanders	S	L	10-23
12	11/27	at Dolphins	S	L	15-30
13	12/04	Browns	S	L	14-27
14	12/11	at Cowboys	S	L	23-27
15	12/18	Chiefs	S	L	24-30+
16	12/24	at Titans	S	W	19-14
17	01/01	Jaguars	S	L	3-31
18	01/08	at Colts	S	W	32-31
<b>2022 TOTALS</b>			<b>17-17</b>	<b>3-13-1</b>	

+ - Overtime



# XAZAVIAN VALLADAY



**27**  
RUNNING BACK

**Ht:** 6-0

**DOB:** 7/3/1998

**Texans Season:** R

**Acquired:** CFA-'23

**Wt:** 198

**College:** Arizona State

**NFL Season:** R


**TRANSACTIONS:** Signed with the Houston Texans as an undrafted free agent on May 11, 2023.

**COLLEGE:**

- ✔ In 2022, attended Arizona State and carried the ball 215 times for 1,192 yards and 16 touchdowns. Additionally recorded 37 receptions for 289 yards and two touchdowns
- ✔ Led the Pac-12 in rushing touchdowns in 2022 with 16
- ✔ Rushed for a touchdown in eight-straight games, the most by a Sun Devil since Cam Marshall in 2011.
- ✔ Recorded 22 games with 100-plus rushing yards
- ✔ Spent three seasons at Wyoming (2018-21) and recorded 626 carries for 3,274 rushing yards and 19 touchdowns. Caught 51 passes with the Cowboys for 584 yards and two touchdowns

**PERSONAL:**

- ✔ Majored in American studies at Wyoming
- ✔ Xazavian Valladay earned Special Mention All-State honors from the Chicago Tribune as a senior
- ✔ Attended Brother Rice High School and played for head coach Brian Badke



# GARRET WALLOW

**32**  
LINEBACKER

Ht: 6-2      Wt: 230  
 DOB: 1/25/1999      College: TCU  
 Texans Season: 3      NFL Season: 3  
 Acquired: D5b-'21



**TRANSACTIONS:** Selected by the Houston Texans in the fifth round (170th overall) of the 2021 NFL Draft.

**2022 (Houston 13/3):**

- ✦ Appeared in 13 games (three starts) and amassed 10 tackles (four solo), one tackle for loss, one pass defensed and three special teams tackles (two) in 2022
- ✦ Recorded his first career pass defensed and three tackles (all solo) at Jacksonville (10/9)

**2021 (Houston 17/2):**

- ✦ Played in all 17 games and made two starts, totaling 20 defensive tackles (13 solo), two tackles for loss, 1.0 sack, one quarterback hit and three special teams tackles (two)
- ✦ Made his NFL debut in the season opener vs. Jacksonville (9/12), appearing on special teams
- ✦ Recorded his first career tackle on special teams vs. Carolina (9/23)
- ✦ Logged a career-high two tackles vs. Indianapolis (12/5)
- ✦ Tallied two tackles and his first career tackle for loss vs. Seattle (12/12)
- ✦ Made his first career start and tied for the team lead with a career-high 11 tackles (six), also notching 1.0 sack, one quarterback hit and one tackle for loss at Jacksonville (12/19). Sacked QB Trevor Lawrence for a one-yard loss in the fourth quarter, his first career sack
- ✦ Logged four tackles (two) vs. the L.A. Chargers (12/26)

**COLLEGE:**

- ✦ Played four seasons (2017-20) at Texas Christian University in Fort Worth, Texas, where he appeared in 49 games over his collegiate career and totaled 295 tackles (177 solo), 32.5 tackles for loss, 9.5 sacks, five passes defensed, three forced fumbles and one interception
- ✦ Earned First Team All-Big 12 honors in 2020 after logging 90 total tackles (50), which was the second most in the Big 12 on the year. Also contributed 9.0 tackles for loss, 3.0 sacks, three forced fumbles and five quarterback hits
- ✦ Ranked tied for ninth nationally at 10.4 tackles per game in 2019
- ✦ Made seven starts while seeing action in all 13 contests and placed third on the team with 72 tackles (46) on the 2018 season
- ✦ Appeared in all 14 games as a true freshman and recorded eight total tackles on the season (four) while leading the team in special teams tackles with seven in 2017

**PERSONAL:**

- ✦ Attended John Curtis Christian School in New Orleans
- ✦ Totaled 67 stops, including a sack, with an interception and forced fumble his senior year
- ✦ Was named First Team All-State twice as a safety
- ✦ Lettered in basketball and also ran track as a senior at John Curtis, clocking personal bests in the 100 meters (11.30) and 400 meters (52.36)

**GARRET WALLOW'S NFL REGULAR SEASON DEFENSIVE STATISTICS**

DATE	TEAM	GP	GS	TACKLES								INTERCEPTIONS					FUMBLES				ST				MISC			
				TK	S	A	TFL	YDS	SK	YDS	QBH	NO	YDS	LG	TD	PD	FF	FR	TD	YDS	TK	S	A	FF	FR	S	A	
2021	Texans	17	2	20	13	7	2	4	1.0	1.0	1	0	0	0	0	0	0	0	0	0	3	2	1	0	0	0	0	
2022	Texans	13	3	10	4	6	1	3	0.0	0.0	0	0	0	0	1	0	0	0	0	0	3	2	1	0	0	0	0	
<b>NFL TOTALS</b>		<b>30</b>	<b>5</b>	<b>30</b>	<b>17</b>	<b>13</b>	<b>3</b>	<b>7</b>	<b>1.0</b>	<b>1.0</b>	<b>1</b>	<b>0</b>	<b>0</b>	<b>0</b>	<b>1</b>	<b>0</b>	<b>0</b>	<b>0</b>	<b>0</b>	<b>0</b>	<b>6</b>	<b>4</b>	<b>2</b>	<b>0</b>	<b>0</b>	<b>0</b>	<b>0</b>	

# PLAYER BIOS



## SINGLE-GAME HIGHS: DEFENSIVE

**Total Tackles** 11 at Jacksonville Jaguars, Dec 19, 2021  
**Solo Tackles** 6 at Jacksonville Jaguars, Dec 19, 2021  
**Sacks** 1.0 at Jacksonville Jaguars, Dec 19, 2021

**Passes Defensed** 1 at Jacksonville Jaguars, Oct 09, 2022  
**Tackles For Loss** 1 vs. Philadelphia Eagles, Nov 03, 2022  
 ...3 more at 1.  
**Special Teams Tackles** 1 vs. Tennessee Titans, Oct 30, 2022  
 ...5 more at 1.

## 2022 GAME-BY-GAME REGULAR-SEASON STATISTICS (TEXANS)

W	DATE	OPPONENT	P/S	TACKLES						INTERCEPTIONS					FUMBLES					ST				MISC		W/L	SCORE		
				TK	S	A	SK	YDS	TFL	YDS	QBH	NO	YDS	LG	TD	PD	FF	FR	TD	YDS	TK	S	A	FF	FR			S	A
01	09/11	Colts																										T	20-20
02	09/18	at Broncos																										L	9-16
03	09/25	at Bears	P	0	0	0	0.0	0.0	0	0	0	0	0	0	0	0	0	0	0	0	1	1	0	0	0	0	0	L	20-23
04	10/02	Chargers	P	3	0	3	0.0	0.0	0	0	0	0	0	0	0	0	0	0	0	0	0	0	0	0	0	0	L	24-34	
05	10/09	at Jaguars	S	3	3	0	0.0	0.0	1	3	0	0	0	0	0	1	0	0	0	0	1	0	1	0	0	0	W	13-6	
07	10/23	at Raiders	S	0	0	0	0.0	0.0	0	0	0	0	0	0	0	0	0	0	0	0	0	0	0	0	0	0	L	20-38	
08	10/30	Titans	P	3	1	2	0.0	0.0	0	0	0	0	0	0	0	0	0	0	0	0	1	1	0	0	0	0	L	10-17	
09	11/03	Eagles	S	1	0	1	0.0	0.0	0	0	0	0	0	0	0	0	0	0	0	0	0	0	0	0	0	0	L	17-29	
10	11/13	at Giants	P	0	0	0	0.0	0.0	0	0	0	0	0	0	0	0	0	0	0	0	0	0	0	0	0	0	L	16-24	
11	11/20	Commanders	P	0	0	0	0.0	0.0	0	0	0	0	0	0	0	0	0	0	0	0	0	0	0	0	0	0	L	10-23	
12	11/27	at Dolphins																									L	15-30	
13	12/04	Browns	P	0	0	0	0.0	0.0	0	0	0	0	0	0	0	0	0	0	0	0	0	0	0	0	0	0	L	14-27	
14	12/11	at Cowboys	P	0	0	0	0.0	0.0	0	0	0	0	0	0	0	0	0	0	0	0	0	0	0	0	0	0	L	23-27	
15	12/18	Chiefs																									L	24-30+	
16	12/24	at Titans	P	0	0	0	0.0	0.0	0	0	0	0	0	0	0	0	0	0	0	0	0	0	0	0	0	0	W	19-14	
17	01/01	Jaguars	P	0	0	0	0.0	0.0	0	0	0	0	0	0	0	0	0	0	0	0	0	0	0	0	0	0	L	3-31	
18	01/08	at Colts	P	0	0	0	0.0	0.0	0	0	0	0	0	0	0	0	0	0	0	0	0	0	0	0	0	0	W	32-31	
<b>2022 TOTALS</b>			<b>13-3</b>	<b>10</b>	<b>4</b>	<b>6</b>	<b>0.0</b>	<b>0.0</b>	<b>1</b>	<b>3</b>	<b>0</b>	<b>0</b>	<b>0</b>	<b>0</b>	<b>0</b>	<b>1</b>	<b>0</b>	<b>0</b>	<b>0</b>	<b>0</b>	<b>3</b>	<b>2</b>	<b>1</b>	<b>0</b>	<b>0</b>	<b>0</b>	<b>0</b>	<b>3-13-1</b>	

+ - Overtime



JIMMIE  
WARD

1  
SAFETY

Ht: 5-11      Wt: 195  
 DOB: 7/18/1991      College: Northern Illinois  
 Texans Season: 1      NFL Season: 10  
 Acquired: UFA-'23



**TRANSACTIONS:** Selected by the San Francisco 49ers in the first round (30th overall) of the 2014 NFL Draft...Placed on reserve/injured on Nov. 15, 2014...Placed on reserve/injured on Dec. 20, 2016...Placed on the active/non-football injury list on July 28, 2017...Activated from the active/non-football injury list on Aug. 24, 2017...Placed on reserve/injured on Nov. 1, 2017...Placed on reserve/injured on Nov. 28, 2017...Resigned with San Francisco to a one-year deal on March 15, 2019...Placed on active/physically unable to perform list on July 26, 2019...Activated from active/physically unable to perform on July 30, 2019...Resigned with San Francisco to a three-year deal on March 24, 2020...Placed on reserve/COVID-19 on Jan. 3, 2022...Activated from reserve/COVID-19 on Jan. 8, 2022...Placed on reserve/injured on Aug. 31, 2022...Activated from reserve/injured on Oct. 8, 2022...Signed with the Houston Texans as an unrestricted free agent on March 18, 2023.

**2022 (San Francisco 12/5, 3/0):**

- ✦ Appeared in 12 games (five starts) and posted 50 tackles (38 solo), five passes defended, one forced fumble and a career-high three interceptions during the 2022 regular season
- ✦ Registered five tackles and one interception at Arizona (11/21)
- ✦ Recorded five tackles and one interception vs. Miami (12/4)
- ✦ Posted eight tackles, one pass defended and the third-forced fumble of his career vs. Tampa Bay (12/11)
- ✦ Caught his third interception of the season (a single-season career-high) as well as four tackles and one pass defended vs. Washington (12/24)
- ✦ Appeared in all three 49ers postseason games and totaled 11 tackles (10), one tackle for loss, three passes defended and two special teams tackles

**2021 (San Francisco 16/16, 3/3):**

- ✦ Appeared and started in all 16 games, posting a career-high 75 tackles (49 solo), one tackle for loss, two interceptions (one returned for a touchdown) and six passes defended
- ✦ Posted the first multi-pick game of his career, recording two interceptions and returning one for a 27-yard touchdown vs. Los Angeles Rams (11/15), becoming the first 49ers player since CB Tramaine Brock in 2013 to record at least two interceptions and return at least one for a touchdown in a single game
- ✦ Appeared and started in three postseason games, totaling 15 tackles (10), one quarterback hit, one interception and one pass defended
- ✦ Recorded his first postseason interception, picking off QB Matthew Stafford and returning it 23 yards in the NFC Championship game vs. Los Angeles Rams (1/30/22)

**2020 (San Francisco 14/14):**

- ✦ Appeared and started in 14 games, totaling 73 tackles (45 solo), one quarterback hit, two forced fumbles and four passes defended
- ✦ Posted five tackles (four), one pass defended and two forced fumbles at Los Angeles Rams (11/29)

**2019 (San Francisco 13/13, 3/3):**

- ✦ Played and started in 13 games, totaling 60 tackles (46 solo), two tackles for loss, 1.0 sack and eight passes defended in the regular season
- ✦ Posted seven tackles (four) and one pass defended vs. Seattle (11/11)
- ✦ Was one-of-11 defensive backs to post six-plus tackles for six consecutive weeks in the 2019 season
- ✦ Appeared and started in all three post season games, totaling 17 tackles (13), one forced fumble and two special teams tackles
- ✦ Made his post season debut and totaled three tackles (two) and one special teams tackle vs. Minnesota (1/11/20)
- ✦ Tied his career-high with 10 tackles (eight) in Super Bowl LIV vs. Kansas City (2/2/20)



## 2018 (San Francisco 9/7):

- ✦ Played in nine games (seven starts) and totaled 23 tackles (18 solo) and one forced fumble before ending the season on the Reserve/Injured list
- ✦ Forced a fumble on special teams and posted three tackles vs. Oakland (11/1)

## 2017 (San Francisco 7/6):

- ✦ Played in seven games (six starts) and totaled 32 tackles (27 solo), one tackle for loss, one pass defended and one fumble recovery before being placed on the Reserve/Injured list for the last eight weeks of the season
- ✦ Recovered a fumble and returned it 43 yards at Washington (10/15)

## 2016 (San Francisco 11/10):

- ✦ Played in 11 games (10 starts) and totaled 51 tackles (41 solo), two tackles for loss, one quarterback hit, one interception, 1.0 sack, one forced fumble, one fumble recovery and a career-best 12 passes defended
- ✦ Recorded four passes defended, setting a new career-high at Arizona (11/13)
- ✦ Posted a forced fumble and recovered the ball on special teams kickoff coverage at Chicago (12/4)
- ✦ Had a career day, tying his career-high with 10 tackles (seven) and posting 1.0 sack, one tackle for loss, one quarterback hit, one interception, and three passes defended vs. New York Jets (12/11)

## 2015 (San Francisco 16/8):

- ✦ Played in all 16 games (eight starts) and totaled 54 tackles (46 solo), four tackles for loss, one quarterback hit, one interception, 1.0 sack and six passes defended
- ✦ Made his first-career start and posted one solo tackle vs. Minnesota (9/14)
- ✦ Caught his first-career interception, picking off QB Jay Cutler and returning it 29 yards for a touchdown in the first quarter at Chicago (12/6)
- ✦ Posted his first-career sack vs. Cincinnati (12/20)
- ✦ Recorded single-game career-highs with 10 tackles and nine solo tackles, while also posting two tackles for loss and one pass defended vs. St. Louis (1/3/16)
- ✦ Named the 49ers Hazeltine Iron Man Award winner, given to the most courageous and inspirational defensive player as voted upon by the defensive coaches

## 2014 (San Francisco 8/0):

- ✦ As a rookie, saw action in eight games, posting 20 tackles (19 solo) and two passes defended before ending the season on the reserve/injured list
- ✦ Made his first NFL appearance and recorded one solo tackle at Dallas (9/7)
- ✦ Recorded his first two passes defended and two tackles at Arizona (9/21)

## COLLEGE:

- ✦ Played four seasons (2010-13) at Northern Illinois
- ✦ Appeared in 54 games and totaled 320 tackles (189 solo), six tackles for loss, 2.0 sacks, 11 interceptions (one returned for a touchdown), one fumble recovery and four forced fumbles
- ✦ Recorded a team-high seven interceptions and 10 passes defended as a senior
- ✦ Ranks fourth all-time at NIU in pass break-ups and is tied for ninth in interceptions
- ✦ Made at least one tackle in every game he played during his Huskie career
- ✦ Only missed one game in four seasons
- ✦ Also holds school record for blocked punts, which he set as a freshman, and has four career punt blocks Scored two career touchdowns, one on a blocked punt return and the other on an interception return

## PERSONAL:

- ✦ Cousin of former NBA player, Caron Butler
- ✦ Son of Torcivia and Derrick Daniels
- ✦ Earned a degree in general studies
- ✦ Born July 18, 1991



## JIMMIE WARD'S NFL REGULAR SEASON DEFENSIVE STATISTICS

DATE	TEAM	GP	GS	TACKLES								INTERCEPTIONS					FUMBLES				ST			MISC			
				TK	S	A	TFL	YDS	SK	YDS	QBH	NO	YDS	LG	TD	PD	FF	FR	TD	YDS	TK	S	A	FF	FR	S	A
2014	49ers	8	0	17	16	1	0	0	0.0	0.0	0	0	0	0	0	2	0	0	0	0	3	3	0	0	0	0	0
2015	49ers	16	8	54	46	8	4	15	1.0	9.0	1	1	29	29t	1	6	0	0	0	0	3	2	1	0	0	0	0
2016	49ers	11	10	51	41	10	2	8	1.0	7.0	1	1	8	8	0	12	0	0	0	0	2	2	0	1	1	0	0
2017	49ers	7	6	32	27	5	1	2	0.0	0.0	0	0	0	0	0	1	0	1	0	43	0	0	0	0	0	0	0
2018	49ers	9	7	23	18	5	0	0	0.0	0.0	0	0	0	0	0	0	0	0	0	0	1	1	0	1	0	0	0
2019	49ers	13	13	60	46	14	2	4	1.0	0.0	0	0	0	0	0	8	0	0	0	0	5	5	0	0	0	0	0
2020	49ers	14	14	71	43	28	0	0	0.0	0.0	1	0	0	0	0	4	2	0	0	0	2	2	0	0	0	0	0
2021	49ers	16	16	75	49	26	1	1	0.0	0.0	0	2	27	27t	1	6	0	0	0	0	2	2	0	0	0	0	0
2022	49ers	12	5	50	38	12	1	2	0.0	0.0	2	3	0	0	0	5	1	0	0	0	0	0	0	0	0	0	0
<b>NFL TOTALS</b>		<b>106</b>	<b>79</b>	<b>433</b>	<b>324</b>	<b>109</b>	<b>11</b>	<b>32</b>	<b>3.0</b>	<b>16.0</b>	<b>5</b>	<b>7</b>	<b>64</b>	<b>29T</b>	<b>2</b>	<b>44</b>	<b>3</b>	<b>1</b>	<b>0</b>	<b>43</b>	<b>18</b>	<b>17</b>	<b>1</b>	<b>2</b>	<b>1</b>	<b>0</b>	<b>0</b>

## JIMMIE WARD'S NFL POSTSEASON DEFENSIVE STATISTICS

DATE	TEAM	GP	GS	TACKLES								INTERCEPTIONS					FUMBLES				ST			MISC				
				TK	S	A	TFL	YDS	SK	YDS	QBH	NO	YDS	LG	TD	PD	FF	FR	TD	YDS	TK	S	A	FF	FR	S	A	
2019	49ers	3	3	17	13	4	0	0	0.0	0.0	0	0	0	0	0	1	0	0	0	0	2	1	1	0	0	0	0	0
2021	49ers	3	3	15	10	5	0	0	0.0	0.0	1	1	23	23	0	1	0	0	0	0	0	0	0	0	0	0	0	0
2022	49ers	3	0	11	10	1	1	2	0.0	0.0	0	0	0	0	0	3	0	0	0	0	2	2	0	0	0	0	0	0
<b>NFL TOTALS</b>		<b>9</b>	<b>6</b>	<b>43</b>	<b>33</b>	<b>10</b>	<b>1</b>	<b>2</b>	<b>0.0</b>	<b>0.0</b>	<b>1</b>	<b>1</b>	<b>23</b>	<b>23</b>	<b>0</b>	<b>4</b>	<b>1</b>	<b>0</b>	<b>0</b>	<b>0</b>	<b>4</b>	<b>3</b>	<b>1</b>	<b>0</b>	<b>0</b>	<b>0</b>	<b>0</b>	<b>0</b>

### SINGLE-GAME HIGHS: DEFENSIVE

<b>Total Tackles</b>	10 vs. New York Jets, Dec 11, 2016 ...1 more at 10.	<b>Interceptions</b>	2 vs. Los Angeles Rams, Nov 15, 2021
<b>Solo Tackles</b>	9 vs. St. Louis Rams, Jan 03, 2016	<b>Interception Return Yards</b>	29 at Chicago Bears, Dec 06, 2015
<b>Sacks</b>	1.0 vs. Arizona Cardinals, Nov 17, 2019 ...2 more at 1.0.	<b>Special Teams Tackles</b>	1 at Chicago Bears, Oct 31, 2021 ...17 more at 1.
<b>Passes Defensed</b>	4 at Arizona Cardinals, Nov 13, 2016	<b>Special Teams Forced Fumbles</b>	1 vs. Oakland Raiders, Nov 01, 2018 ...1 more at 1.
<b>Forced Fumbles</b>	2 at Los Angeles Rams, Nov 29, 2020	<b>Special Teams Fumble Recoveries</b>	1 at Chicago Bears, Dec 04, 2016
<b>Fumble Recoveries</b>	1 at Washington Redskins, Oct 15, 2017	<b>Longest Opponent's Fumble Return</b>	43 at Washington Redskins, Oct 15, 2017
<b>Tackles For Loss</b>	2 vs. St. Louis Rams, Jan 03, 2016 ...1 more at 2.		

### SINGLE-GAME HIGHS - POSTSEASON: DEFENSIVE

<b>Total Tackles</b>	10 at Kansas City Chiefs, Feb 02, 2020	<b>Interceptions</b>	1 at Los Angeles Rams, Jan 30, 2022
<b>Solo Tackles</b>	8 at Kansas City Chiefs, Feb 02, 2020	<b>Interception Return Yards</b>	23 at Los Angeles Rams, Jan 30, 2022
<b>Passes Defensed</b>	1 at Los Angeles Rams, Jan 30, 2022	<b>Special Teams Tackles</b>	1 at Kansas City Chiefs, Feb 02, 2020 ...1 more at 1.
<b>Forced Fumbles</b>	1 at Kansas City Chiefs, Feb 02, 2020		

# PLAYER BIOS



## 2022 GAME-BY-GAME REGULAR-SEASON STATISTICS (49ERS)

W	DATE	OPPONENT	P/S	TACKLES							INTERCEPTIONS					FUMBLES				ST				MISC		W/L	SCORE		
				TK	S	A	SK	YDS	TFL	YDS	QBH	NO	YDS	LG	TD	PD	FF	FR	TD	YDS	TK	S	A	FF	FR			S	A
01	09/11	at Bears																										L	10-19
02	09/18	Seahawks																										W	27-7
03	09/25	at Broncos																										L	10-11
04	10/03	Rams																										W	24-9
05	10/09	at Panthers	S	0	0	0	0.0	0.0	0	0	0	0	0	0	0	0	0	0	0	0	0	0	0	0	0	0	0	W	37-15
06	10/16	at Falcons																										L	14-28
07	10/23	Chiefs	S	2	2	0	0.0	0.0	0	0	0	0	0	0	0	0	0	0	0	0	0	0	0	0	0	0	0	L	23-44
08	10/30	at Rams	S	5	2	3	0.0	0.0	0	0	0	0	0	0	0	0	0	0	0	0	0	0	0	0	0	0	0	W	31-14
10	11/13	Chargers	S	4	4	0	0.0	0.0	0	0	0	0	0	0	0	0	0	0	0	0	0	0	0	0	0	0	0	W	22-16
11	11/21	at Cardinals	S	5	3	2	0.0	0.0	0	0	0	1	0	0	0	1	0	0	0	0	0	0	0	0	0	0	0	W	38-10
12	11/27	Saints	P	3	1	2	0.0	0.0	0	0	0	0	0	0	0	1	0	0	0	0	0	0	0	0	0	0	0	W	13-0
13	12/04	Dolphins	P	5	4	1	0.0	0.0	0	0	0	1	0	0	0	1	0	0	0	0	0	0	0	0	0	0	0	W	33-17
14	12/11	Buccaneers	P	8	6	2	0.0	0.0	0	0	1	0	0	0	0	1	1	0	0	0	0	0	0	0	0	0	0	W	35-7
15	12/15	at Seahawks	P	4	4	0	0.0	0.0	1	2	0	0	0	0	0	0	0	0	0	0	0	0	0	0	0	0	0	W	21-13
16	12/24	Commanders	P	4	3	1	0.0	0.0	0	0	0	1	0	0	0	1	0	0	0	0	0	0	0	0	0	0	0	W	37-20
17	01/01	at Raiders	P	7	6	1	0.0	0.0	0	0	0	0	0	0	0	0	0	0	0	0	0	0	0	0	0	0	0	W	37-34+
18	01/08	Cardinals	P	3	3	0	0.0	0.0	0	0	1	0	0	0	0	0	0	0	0	0	0	0	0	0	0	0	0	W	38-13
<b>2022 TOTALS</b>			<b>12-5</b>	<b>50</b>	<b>38</b>	<b>12</b>	<b>0.0</b>	<b>0.0</b>	<b>1</b>	<b>2</b>	<b>2</b>	<b>3</b>	<b>0</b>	<b>0</b>	<b>0</b>	<b>5</b>	<b>1</b>	<b>0</b>	<b>0</b>	<b>0</b>	<b>0</b>	<b>0</b>	<b>0</b>	<b>0</b>	<b>0</b>	<b>0</b>	<b>0</b>	<b>13-4</b>	

+ - Overtime

## 2022 GAME-BY-GAME POSTSEASON STATISTICS (49ERS)

W	DATE	OPPONENT	P/S	TACKLES							INTERCEPTIONS					FUMBLES				ST				MISC		W/L	SCORE		
				TK	S	A	SK	YDS	TFL	YDS	QBH	NO	YDS	LG	TD	PD	FF	FR	TD	YDS	TK	S	A	FF	FR			S	A
01	01/14	Seahawks	P	2	2	0	0.0	0.0	0	0	0	0	0	0	0	0	0	0	0	0	0	0	0	0	0	0	0	W	41-23
02	01/22	Cowboys	P	6	5	1	0.0	0.0	1	2	0	0	0	0	0	2	0	0	0	0	0	1	1	0	0	0	0	W	19-12
03	01/29	at Eagles	P	3	3	0	0.0	0.0	0	0	0	0	0	0	0	1	0	0	0	0	0	1	1	0	0	0	0	L	7-31
<b>2022 TOTALS</b>			<b>3-0</b>	<b>11</b>	<b>10</b>	<b>1</b>	<b>0.0</b>	<b>0.0</b>	<b>1</b>	<b>2</b>	<b>0</b>	<b>0</b>	<b>0</b>	<b>0</b>	<b>0</b>	<b>3</b>	<b>0</b>	<b>0</b>	<b>0</b>	<b>0</b>	<b>2</b>	<b>2</b>	<b>0</b>	<b>0</b>	<b>0</b>	<b>0</b>	<b>2-1</b>		





JARED  
WAYNE



89  
WIDE RECEIVER

Ht: 6-3      Wt: 210  
 DOB: 10/7/2000      College: Pittsburgh  
 Texans Season: R      NFL Season: R  
 Acquired: CFA-'23

**TRANSACTIONS:** Signed with the Houston Texans as an undrafted free agent on May 11, 2023.

**COLLEGE:**

- ✔ Played four seasons (2019-22) at Pittsburgh, where he appeared in 41 games and caught 146 passes for 2,308 yards and 13 touchdowns
- ✔ 2022 All-ACC (second team)
- ✔ In the regular-season finale at Miami, fueled a 42-16 victory with 11 catches for 205 yards (18.6 avg.) and three touchdowns. His receiving yardage was the most by a Pitt player since Larry Fitzgerald had 207 at Rutgers in 2003
- ✔ Wayne achieved only the eighth 200-yard receiving game in Pitt history

**PERSONAL:**

- ✔ Son of Shelley McLaughlin and Patrick Wayne
- ✔ Has two sisters
- Father was a linebacker in the Canadian Football League
- ✔ Administration of justice major



JON  
WEEKS

46

LONG SNAPPER

Ht: 5-10

Wt: 242

DOB: 2/17/1986

College: Baylor

Texans Season: 14 NFL Season: 14

Acquired: FA-'10



**TRANSACTIONS:** Signed by the Houston Texans as an undrafted free agent on April 28, 2010...Re-signed with the Texans on March 5, 2012...Signed a contract extension with the Texans on Sept. 7, 2015...Re-signed with the Texans on March 21, 2020...Released by the Texans on Sept. 5, 2020...Signed by the Texans on Sept. 7, 2020...Re-signed by the Texans on March 29, 2021...Re-signed by the Texans on March 1, 2022...Resigned by the Texans on March 2, 2023.

**CAREER:**

- ✦ Named to the 2015 Pro Bowl
- ✦ Signed by the Texans during the 2010 offseason and made the roster out of training camp
- ✦ Has handled every extra point, field goal and punt snaps and has contributed with 39 special teams tackles over 13 seasons with the team
- ✦ Holds the record for the most games played in Texans franchise history (210), having played in every game since 2010
- ✦ Owns a streak of 210 consecutive regular season games played, the longest streak in Texans history and the NFL's third-longest active streak
- ✦ The only Texan to play in every postseason game in team history
- ✦ One of only 10 players across the NFL to play in every game of the 2010s decade

**2022 (Houston 17/0):**

- ✦ Appeared in all 17 games of the season and reached his 200th consecutive career game vs. Tennessee (10/30)
- Led all long snappers with six special teams tackles (one solo)
- ✦ Led the team with three assisted special team tackles at Denver (9/18)

**2021 (Houston 17/0):**

- ✦ Played in all 17 games for the Texans, extending his franchise record of both consecutive and total games played with 193 appearances
- ✦ Logged a season-high 13 special teams snaps in the season opener vs. Jacksonville (9/12)
- ✦ Made his first special teams tackle of the season at Indianapolis (10/17)
- ✦ Handled the snap for K Ka'imi Fairbairn's franchise-record 61-yard field goal vs. Seattle (12/12)
- ✦ Posted his second special teams tackle of the season at San Francisco (1/2/22)

**2020 (Houston 16/0):**

- ✦ Snapped for every punt and kick in 16 regular season games (126 total snaps)
- ✦ Appeared in the season opener at Kansas City (9/10)
- ✦ Notched his first special teams tackle of the season at Pittsburgh (9/27)
- ✦ Tied Andre Johnson for the most games played in franchise history (169) at Cleveland (11/15)
- ✦ Set the record for the most games played in Texans franchise history (170) vs. New England (11/22)
- ✦ Handled eight total kicks vs. Tennessee (1/3/21)

**2019 (Houston 16/0, 2/0):**

- ✦ Snapped for every punt and kick in 16 regular season games and two postseason contests
- ✦ Handled nine total kicks in the Wild Card Round vs. Buffalo (1/4/20), including the game-winning field goal in overtime
- ✦ Handled 10 total kicks including six punts, three field goals and one extra point at Tampa Bay (12/21)
- ✦ Snapped for 10 total kicks, including seven punts, two field goals and one extra point vs. Jacksonville (9/25)

**2018 (Houston 16/0, 1/0):**

- ✦ Snapped on all punts and kicks in all 16 games, helping K Ka'imi Fairbairn score 150 points, the most points in a single season in franchise history
- ✦ Handled Fairbairn's 37 made field goals, which set a single-season franchise record
- ✦ Set a new Texans franchise record by playing in his 129th consecutive game (2010-18), passing K Kris Brown (123 straight games)



from 2002-09)

## 2017 (Houston 16/0):

- ✔ Served as long snapper on extra points, field goals and punts in all 16 regular season games
- ✔ Notched a special teams tackle at Cincinnati (9/14)
- ✔ Played in his 115th straight game at New England (9/24), passing Chester Pitts for the second-longest streak in Texans history)

## 2016 (Houston 16/0, 2/0):

- ✔ Served as long snapper on extra points, field goals and punts in all 16 regular season games and both postseason contests
- ✔ Helped K Nick Novak set the franchise single-season record with 35 made field goals
- ✔ Played in the 100th regular season game of his career vs. Tennessee (10/2)
- ✔ Logged special teams tackles at New England (9/22) and vs. Tennessee (10/2)

## 2015 (Houston 16/0, 1/0):

- ✔ Named to his first Pro Bowl
- ✔ Served as long snapper on extra points, field goal and punts in all 16 games
- ✔ Notched a career-high eight special teams tackles
- ✔ Recovered a fumble on a punt return by Titans WR Harry Douglas in the first quarter at Tennessee (12/27). RB Alfred Blue forced the fumble on the play, which led to a 22-yard field goal by K Nick Novak
- ✔ Served as the long snapper in Wild Card Game vs. Kansas City (1/9/16), his fifth career postseason game

## 2014 (Houston 16/0):

- ✔ Served as long snapper on extra points, field goal and punts in all 16 games
- ✔ Made a special teams tackle at N.Y. Giants (9/21)
- ✔ Recorded a special teams tackle at Dallas (10/5)

## 2013 (Houston 16/0):

- ✔ Saw action on special teams in all 16 games and made a career-high six special teams tackles

## 2012 (Houston 16/0, 2/0):

- ✔ Served as long snapper on extra points, field goal and punts in all 16 games plus both playoff games
- ✔ Helped K Shayne Graham set the team scoring record with 138 points
- ✔ Helped P Donnie Jones set the team punting record with a net average of 40.5 yards
- ✔ Recorded a special teams tackle at Denver (9/30)

## 2011 (Houston 16/0, 2/0):

- ✔ Served as long snapper on extra points, field goal and punts for all 16 games of the season
- ✔ Helped K Neil Rackers set then-team records for field goals made (32) and points in a season (135)
- ✔ Made his postseason debut and saw action on special teams in AFC Wild Card Playoff vs. Cincinnati (1/7/12)

## 2010 (Houston 16/0):

- ✔ Served as long snapper on extra points, field goal and punts in all 16 contests
- ✔ Efforts helped K Neil Rackers convert 27-of-30 field goal attempts and 43-of-43 extra point opportunities
- ✔ Made his professional debut long snapping in the season opener vs. Indianapolis (9/12)
- ✔ Snapped on punt and field goal attempts at Washington (9/19) including Rackers' game-winning 35-yard field goal
- ✔ Contributed to Rackers hitting all three field goal attempts including a career long of 57 yards at Denver (12/26)

## COLLEGE:

- ✔ Played four seasons (2004-07) at Baylor University in Waco, Texas
- ✔ Originally attended Baylor as an invited walk-on
- ✔ Earned a scholarship after his freshman season
- ✔ Was discovered at a special teams camp by the Baylor special teams coach
- ✔ Snapped for two-time Ray Guy Award winner Daniel Sepulveda
- ✔ Handled the long-snapping chores for Baylor from 2004-07 and earned four varsity letters

## PERSONAL:

- ✔ Was in training to be an EMT when called by the Texans for a tryout
- ✔ An all-region offensive and defensive lineman for Mountain Ridge High School in Glendale, Ariz.
- ✔ Two-way player of the year selection
- ✔ Friday Night Fever Defensive Line Player of the Year
- ✔ Received the Curley Culp Award as Arizona's best defensive lineman



## JON WEEKS' NFL REGULAR SEASON SPECIAL TEAMS STATISTICS

DATE	TEAM	GP	GS	TK	S	A	FF	FR
2010	Texans	16	0	3	1	2	0	0
2011	Texans	16	0	0	0	0	0	0
2012	Texans	16	0	2	0	2	0	0
2013	Texans	16	0	6	2	4	0	0
2014	Texans	16	0	2	2	0	0	0
2015	Texans	16	0	8	6	2	0	1
2016	Texans	16	0	2	2	0	0	0
2017	Texans	16	0	4	1	3	0	0
2018	Texans	16	0	1	0	1	0	0
2019	Texans	16	0	2	0	2	0	0
2020	Texans	16	0	1	1	0	0	0
2021	Texans	17	0	2	1	1	0	0
2022	Texans	17	0	6	1	5	0	0
<b>NFL TOTALS</b>		<b>210</b>	<b>0</b>	<b>39</b>	<b>17</b>	<b>22</b>	<b>0</b>	<b>1</b>

## JON WEEKS' NFL POSTSEASON SPECIAL TEAMS STATISTICS

DATE	TEAM	GP	GS	TK	S	A	FF	FR
2011	Texans	2	0	1	1	0	0	0
2012	Texans	2	0	0	0	0	0	0
2015	Texans	1	0	0	0	0	0	0
2016	Texans	2	0	0	0	0	0	0
2018	Texans	1	0	0	0	0	0	0
2019	Texans	2	0	0	0	0	0	0
<b>NFL TOTALS</b>		<b>10</b>	<b>0</b>	<b>1</b>	<b>1</b>	<b>0</b>	<b>0</b>	<b>0</b>

## 2019 GAME-BY-GAME POSTSEASON STATISTICS (TEXANS)

W	DATE	OPPONENT		W/L	SCORE
01	01/04	Bills	P	W	22-19+
02	01/12	at Chiefs	P	L	31-51
<b>2019 TOTALS</b>		<b>2</b>		<b>1-1</b>	

+ - Overtime


# PLAYER BIOS



## 2022 GAME-BY-GAME REGULAR-SEASON STATISTICS (TEXANS)

W	DATE	OPPONENT	P/S	TACKLES						INTERCEPTIONS					FUMBLES				ST				MISC		W/L	SCORE			
				TK	S	A	SK	YDS	TFL	YDS	QBH	NO	YDS	LG	TD	PD	FF	FR	TD	YDS	TK	S	A	FF			FR	S	A
01	09/11	Colts	P	0	0	0	0.0	0.0	0	0	0	0	0	0	0	0	0	0	0	0	0	0	0	0	0	0	0	T	20-20
02	09/18	at Broncos	P	0	0	0	0.0	0.0	0	0	0	0	0	0	0	0	0	0	0	0	3	0	3	0	0	0	0	L	9-16
03	09/25	at Bears	P	0	0	0	0.0	0.0	0	0	0	0	0	0	0	0	0	0	0	0	0	0	0	0	0	0	L	20-23	
04	10/02	Chargers	P	0	0	0	0.0	0.0	0	0	0	0	0	0	0	0	0	0	0	0	0	0	0	0	0	0	L	24-34	
05	10/09	at Jaguars	P	0	0	0	0.0	0.0	0	0	0	0	0	0	0	0	0	0	0	0	0	0	0	0	0	0	W	13-6	
07	10/23	at Raiders	P	0	0	0	0.0	0.0	0	0	0	0	0	0	0	0	0	0	0	0	0	0	0	0	0	0	L	20-38	
08	10/30	Titans	P	0	0	0	0.0	0.0	0	0	0	0	0	0	0	0	0	0	0	1	0	1	0	0	0	0	L	10-17	
09	11/03	Eagles	P	0	0	0	0.0	0.0	0	0	0	0	0	0	0	0	0	0	0	0	0	0	0	0	0	0	L	17-29	
10	11/13	at Giants	P	0	0	0	0.0	0.0	0	0	0	0	0	0	0	0	0	0	0	0	0	0	0	0	0	0	L	16-24	
11	11/20	Commanders	P	0	0	0	0.0	0.0	0	0	0	0	0	0	0	0	0	0	0	1	1	0	0	0	0	0	L	10-23	
12	11/27	at Dolphins	P	0	0	0	0.0	0.0	0	0	0	0	0	0	0	0	0	0	0	0	0	0	0	0	0	0	L	15-30	
13	12/04	Browns	P	0	0	0	0.0	0.0	0	0	0	0	0	0	0	0	0	0	0	0	0	0	0	0	0	0	L	14-27	
14	12/11	at Cowboys	P	0	0	0	0.0	0.0	0	0	0	0	0	0	0	0	0	0	0	0	0	0	0	0	0	0	L	23-27	
15	12/18	Chiefs	P	0	0	0	0.0	0.0	0	0	0	0	0	0	0	0	0	0	0	0	0	0	0	0	0	0	L	24-30+	
16	12/24	at Titans	P	0	0	0	0.0	0.0	0	0	0	0	0	0	0	0	0	0	0	0	0	0	0	0	0	0	W	19-14	
17	01/01	Jaguars	P	0	0	0	0.0	0.0	0	0	0	0	0	0	0	0	0	0	0	1	0	1	0	0	0	0	L	3-31	
18	01/08	at Colts	P	0	0	0	0.0	0.0	0	0	0	0	0	0	0	0	0	0	0	0	0	0	0	0	0	0	W	32-31	
<b>2022 TOTALS</b>			<b>17-0</b>	<b>0</b>	<b>0</b>	<b>0</b>	<b>0.0</b>	<b>0.0</b>	<b>0</b>	<b>0</b>	<b>0</b>	<b>0</b>	<b>0</b>	<b>0</b>	<b>0</b>	<b>0</b>	<b>0</b>	<b>0</b>	<b>0</b>	<b>6</b>	<b>1</b>	<b>5</b>	<b>0</b>	<b>0</b>	<b>0</b>	<b>0</b>	<b>3-13-</b>	<b>1</b>	

+ - Overtime



# CHASE WINOVICH

**50**  
DEFENSIVE END

**Ht:** 6-3      **Wt:** 251  
**DOB:** 4/19/1995      **College:** Michigan  
**Texans Season:** 1      **NFL Season:** 5  
**Acquired:** UFA-'23



**TRANSACTIONS:** Selected by the New England Patriots in the third round (77th overall) of the 2019 NFL Draft...Placed on reserve/injured on October 19, 2021...Activated on November 17, 2021...Acquired via trade by the Cleveland Browns from the Patriots on March 16, 2022...Placed on reserve/injured on September 20, 2022...Activated on November 19, 2022...Signed with the Houston Texans as an unrestricted free agent on March 17, 2023.

**2022 (Cleveland 8/2):**

- ✦ Played in eight regular season games (two starts), totaling 18 tackles (14 solo), one tackle for loss and three quarterback hits

**2021 (New England 13/0, 0/0):**

- ✦ Played in 13 regular season games, totaling five tackles (two solo) and one quarterback hit

**2020 (New England 16/9):**

- ✦ Played in all 16 regular season games (nine starts), recording 44 tackles (24 solo), six tackles for loss, 12 quarterback hits, one forced fumble, one interception and two passes defended
- ✦ Led the Patriots with 5.5 sacks on the season
- ✦ Recorded first interception after picking off QB Justin Herbert at the Los Angeles Chargers (12/6)

**2019 (New England 16/0, 1/0):**

- ✦ Played in all 16 regular season games as a rookie
- ✦ Recorded 5.5 sacks, 20 tackles (12 solo), four tackles for loss and 10 quarterback hits as part of a defense that finished No. 1 in the NFL in total defense (275.9 yards per game) and scoring (14.1 points allowed per game)
- ✦ Returned a blocked punt 6-yards for a touchdown at the New York Giants (10/10)
- ✦ Made postseason debut in the Wild Card round vs. Tennessee, recording one special teams tackle (1/4/20)

**COLLEGE:**

- ✦ Played four seasons (2015-18) at the University of Michigan in Ann Arbor, Mich.
- ✦ Four-year letterman, playing in 45 games with 26 starts and totaled 185 tackles (74 solo), 45 tackles for loss, 18.0 sacks, one pass defended, three forced fumbles and five fumble recoveries
- ✦ Associated Press All-American (third team, 2018)
- ✦ American Football Coaches Association (AFCA) All-American (second team, 2018)
- ✦ Two-time All-Big Ten honoree (first team, coaches, 2018; first team media, 2017-18; second team coaches, 2017)
- ✦ Two-time All-Big Ten honoree by the Associated Press (first team, 2018; second team, 2017)
- ✦ Recipient of the 2018 Bo Schembechler MVP Team Award
- ✦ Recipient of the 2018 Richard Katcher Award, presented to Michigan's most outstanding defensive lineman or outside linebacker

**PERSONAL:**

- ✦ Last name is pronounced WIN-oh-vich
- ✦ Father, Peter, played basketball at Bethany College from 1977-81
- ✦ Native of Jefferson Hills, Pa. and attended Thomas Jefferson High School
- ✦ Majored in evolutionary anthropology at Michigan
- ✦ Passionate about raising awareness for diffuse intrinsic pontine glioma (DIPG), an inoperable malignant tumor of the brainstem. Along with several teammates and coaches, dyed his hair orange for the 2018 Outback Bowl in order to raise over \$200,000 for the ChadTough Foundation



## CHASE WINOVICH'S NFL REGULAR SEASON DEFENSIVE STATISTICS

DATE	TEAM	GP	GS	TACKLES								INTERCEPTIONS					FUMBLES				ST				MISC			
				TK	S	A	TFL	YDS	SK	YDS	QBH	NO	YDS	LG	TD	PD	FF	FR	TD	YDS	TK	S	A	FF	FR	S	A	
2019	Patriots	16	0	20	12	8	4	28	5.5	37.5	10	0	0	0	0	0	0	0	0	0	0	6	5	1	0	0	0	0
2020	Patriots	16	9	44	32	12	6	29	5.5	32.0	12	1	0	0	0	2	1	0	0	0	4	1	3	0	0	0	0	
2021	Patriots	13	0	5	2	3	0	0	0.0	0.0	1	0	0	0	0	0	0	0	0	0	6	4	2	0	0	0	0	
2022	Browns	8	2	18	14	4	1	10	1.0	10.0	3	0	0	0	0	1	0	0	0	0	2	0	2	0	0	0	0	
<b>NFL TOTALS</b>		<b>53</b>	<b>11</b>	<b>87</b>	<b>60</b>	<b>27</b>	<b>11</b>	<b>67</b>	<b>12.0</b>	<b>79.5</b>	<b>26</b>	<b>1</b>	<b>0</b>	<b>0</b>	<b>0</b>	<b>3</b>	<b>1</b>	<b>0</b>	<b>0</b>	<b>0</b>	<b>18</b>	<b>10</b>	<b>8</b>	<b>0</b>	<b>0</b>	<b>0</b>	<b>0</b>	

## CHASE WINOVICH'S NFL POSTSEASON DEFENSIVE STATISTICS

DATE	TEAM	GP	GS	TACKLES								INTERCEPTIONS					FUMBLES				ST				MISC		
				TK	S	A	TFL	YDS	SK	YDS	QBH	NO	YDS	LG	TD	PD	FF	FR	TD	YDS	TK	S	A	FF	FR	S	A
2019	Patriots	1	0	0	0	0	0	0	0.0	0.0	0	0	0	0	0	0	0	0	0	0	1	0	1	0	0	0	0
2021	Patriots	0	0	0	0	0	0	0	0.0	0.0	0	0	0	0	0	0	0	0	0	0	0	0	0	0	0	0	
<b>NFL TOTALS</b>		<b>1</b>	<b>0</b>	<b>0</b>	<b>0</b>	<b>0</b>	<b>0</b>	<b>0</b>	<b>0.0</b>	<b>0.0</b>	<b>0</b>	<b>0</b>	<b>0</b>	<b>0</b>	<b>0</b>	<b>0</b>	<b>0</b>	<b>0</b>	<b>0</b>	<b>0</b>	<b>1</b>	<b>0</b>	<b>1</b>	<b>0</b>	<b>0</b>	<b>0</b>	

### SINGLE-GAME HIGHS: DEFENSIVE

<b>Total Tackles</b>	7 vs. Baltimore Ravens, Nov 15, 2020	<b>Forced Fumbles</b>	1 vs. Las Vegas Raiders, Sep 27, 2020
<b>Solo Tackles</b>	6 vs. Baltimore Ravens, Nov 15, 2020	<b>Tackles For Loss</b>	2 vs. New York Jets, Jan 03, 2021
<b>Sacks</b>	2.0 vs. New York Jets, Jan 03, 2021		...1 more at 2.
<b>Passes Defensed</b>	1 vs. New York Jets, Jan 03, 2021	<b>Interceptions</b>	1 at Los Angeles Chargers, Dec 06, 2020
	...1 more at 1.	<b>Special Teams Tackles</b>	2 at Houston Texans, Oct 10, 2021
			...2 more at 2.

### SINGLE-GAME HIGHS - POSTSEASON: DEFENSIVE

<b>Special Teams Tackles</b>	1 vs. Tennessee Titans, Jan 04, 2020
------------------------------	--------------------------------------

### 2022 GAME-BY-GAME REGULAR-SEASON STATISTICS (BROWNS)

W	DATE	OPPONENT	P/S	TACKLES								INTERCEPTIONS					FUMBLES				ST				MISC		W/L	SCORE	
				TK	S	A	SK	YDS	TFL	YDS	QBH	NO	YDS	LG	TD	PD	FF	FR	TD	YDS	TK	S	A	FF	FR	S			A
01	09/11	at Panthers	P	0	0	0	0.0	0.0	0	0	0	0	0	0	0	0	0	0	0	0	0	0	0	0	0	0	0	W	26-24
02	09/18	Jets	P	1	1	0	0.0	0.0	0	0	2	0	0	0	0	0	0	0	0	0	0	0	0	0	0	0	L	30-31	
03	09/22	Steelers		DID NOT PLAY																				W	29-17				
04	10/02	at Falcons		NOT ON ROSTER																				L	20-23				
05	10/09	Chargers		NOT ON ROSTER																				L	28-30				
06	10/16	Patriots		NOT ON ROSTER																				L	15-38				
07	10/23	at Ravens		NOT ON ROSTER																				L	20-23				
08	10/31	Bengals		NOT ON ROSTER																				W	32-13				
10	11/13	at Dolphins		NOT ON ROSTER																				L	17-39				
11	11/20	at Bills		NOT ON ROSTER																				L	23-31				
12	11/27	Buccaneers		NOT ON ROSTER																				W	23-17+				
13	12/04	at Texans		NOT ON ROSTER																				W	27-14				
14	12/11	at Bengals		NOT ON ROSTER																				L	10-23				
15	12/17	Ravens	P	2	2	0	0.0	0.0	0	0	0	0	0	0	0	0	0	0	0	0	0	0	0	0	0	0	W	13-3	
16	12/24	Saints	S	6	4	2	0.0	0.0	0	0	0	0	0	0	0	0	0	0	0	0	0	0	0	0	0	0	L	10-17	
17	01/01	at Commanders	P	4	4	0	1.0	10.0	1	10	1	0	0	0	0	0	0	0	0	0	1	0	1	0	0	0	W	24-10	
18	01/08	at Steelers	S	5	3	2	0.0	0.0	0	0	0	0	0	0	0	0	0	0	0	0	0	0	0	0	0	0	L	14-28	
<b>2022 TOTALS</b>		<b>6-2</b>		<b>18</b>	<b>14</b>	<b>4</b>	<b>1.0</b>	<b>10.0</b>	<b>1</b>	<b>10</b>	<b>3</b>	<b>0</b>	<b>0</b>	<b>0</b>	<b>0</b>	<b>0</b>	<b>0</b>	<b>0</b>	<b>0</b>	<b>0</b>	<b>1</b>	<b>0</b>	<b>1</b>	<b>0</b>	<b>0</b>	<b>0</b>	<b>7-10</b>		

+ - Overtime



ROBERT  
WOODS

2

WIDE RECEIVER

Ht: 6-0      Wt: 195  
 DOB: 4/10/1992      College: Southern California  
 Texans Season: 1      NFL Season: 10  
 Acquired: FA-'23



**TRANSACTIONS:** Selected by the Buffalo Bills in the second round (41st overall) of the 2013 NFL Draft...Placed on the reserve/injured list by Buffalo on Dec. 2, 2015...Elevated to the active roster by Buffalo on Oct. 26, 2016...Elevated to the active roster by Buffalo on Nov. 30, 2016...Elevated to the active roster by Buffalo on Dec. 7, 2016...Released by Buffalo on March 9, 2017...Signed by the Los Angeles Rams on March 11, 2017...Elevated to the active roster by the Rams on Nov. 29, 2017...Elevated to the active roster by Los Angeles on Dec. 6, 2017...Elevated to the active roster by Los Angeles on Dec. 13, 2017...Resigned by Los Angeles on March 14, 2018...Resigned by Los Angeles on Aug. 29, 2018...Resigned by Los Angeles on July 28, 2019...Resigned by Los Angeles on Sept. 5, 2019...Elevated to the active roster by Los Angeles on Nov. 20, 2019...Placed on the reserve/injured list by Los Angeles on Nov. 24, 2021...Acquired via trade by the Tennessee Titans from the Rams on March 23, 2022...Released by Tennessee on Feb. 22, 2023...Signed by the Houston Texans on March 14, 2023.

**2022 (Tennessee 17/15):**

- ✔ Appeared in 17 games (15 starts) and led the team with 527 receiving yards and 53 receptions (9.9 avg.) to go along with two receiving touchdowns
- ✔ Returned 11 punts for 90 yards (8.2 avg.)
- ✔ Made his Titans debut and caught one pass for 13 yards vs. New York Giants (9/11)
- ✔ Led the team with 85 receiving yards and helped set up the Titans' field goal just before halftime with a 21-yard punt return vs. Las Vegas (9/25)
- ✔ Caught his first touchdown as a Titan and led the team with four catches for 30 yards at Indianapolis (10/2)
- ✔ Sealed a victory by recovering an onside-kick attempt with 16 seconds left in the game at Houston (10/30)
- ✔ Hauled in six receptions for 69 yards (11.5 avg.) and caught the 600th reception of his NFL career at Green Bay (11/17)

**2021 (Los Angeles Rams 9/9, 0/0):**

- ✔ Started the first nine games of the season at wide receiver and caught 45 receptions for 556 yards (12.4 avg.) with four touchdowns
- ✔ Placed on reserve/injured list following Week 9 and missed the final eight regular season games and the postseason
- ✔ Posted four receptions for 48 yards (12.0 avg.) with a 14-yard touchdown catch in the fourth quarter vs. Arizona (10/3)
- ✔ Caught a team-high 12 passes for 150 receiving yards (12.5 avg.) at Seattle (10/7)
- ✔ Recorded seven receptions for 98 yards (14.0 avg.) vs. Tennessee (11/7)

**2020 (Los Angeles Rams 16/16, 2/2):**

- ✔ Named a captain for the first time in his career
- ✔ Started all 16 regular season games at wide receiver and finished with 936 receiving yards, tying his single-season receptions records with 90 catches and scored a season-high eight touchdowns
- ✔ Recorded six receptions for 105 yards (17.5 avg.) vs. Dallas (9/13)
- ✔ Caught five receptions for 74 receiving yards (14.8 avg.) and rushed for 30 yards on three attempts at Buffalo (9/27)
- ✔ Totaled 85 yards and one touchdown on seven receptions (12.1 avg.) at Miami (11/1)
- ✔ Recorded 130 yards receiving on a team-high 12 receptions (10.8 avg.) and scored one touchdown at Tampa Bay (11/23)
- ✔ Led the team with 10 receptions and 85 receiving yards (8.5 avg.) at Arizona (12/6)
- ✔ Caught four passes for 48 yards (12.0 avg.) and one touchdown in the Wild Card round at Seattle (1/9)

**2019 (Los Angeles Rams 15/15):**

- ✔ Started 15 games and ranked second on the team with a career-high-tying 90 receptions and 1,134 receiving yards, good for the eighth-best single-season receptions output in franchise history
- ✔ Became the first Rams player to have consecutive seasons with over 1,000 receiving yards since Torry Holt finished a run of eight-straight seasons (2000-2007)
- ✔ Grabbed a season best 13 receptions for 164 yards (12.6 avg.) to enter the top-20 in franchise history with 2,307 receiving yards vs. Tampa Bay (9/29)





- ✦ Hauled in a career-best 172 receiving yards on 13 receptions (13.2 avg.) with a long of 48 yards at Arizona (12/1)
- ✦ Posted in seven receptions for 98 yards (14.0 avg.) with his first touchdown of the season vs. Seattle (12/8)
- ✦ Hauled in eight receptions for 117 yards (14.6 avg.) with a long of 29 yards at San Francisco (12/21)

## 2018 (Los Angeles Rams 16/16, 3/3):

- ✦ Started all 16 regular season games at wide receiver and finished with a career-high 1,219 receiving yards (14.2 avg.), a then career-best 86 receptions with a career-high-tying six touchdowns.
- ✦ Totaled 157 rushing yards and one rushing touchdown on 19 carries
- ✦ Started all three postseason games and notched 17 receptions for 172 yards (10.1 avg.)
- ✦ Led the team in receptions (10), receiving yards (104) and touchdowns (two) vs. the Los Angeles Chargers (9/23), which marked his first 100-plus yard game of the season, the sixth of his career and also his third career multi-touchdown game
- ✦ Recorded five receptions for a team-leading 92 yards (18.4 avg.) and tallied a career-long 56-yard rush at Seattle (10/7)
- ✦ Recorded his 300th career reception and led the team in receptions (five) and receiving yards (78) at San Francisco (10/21)
- ✦ Led the team with seven receptions for 61 receiving yards and eclipsed 1,000 total receiving yards for the first time in his career at Chicago (12/9)
- ✦ Finished with a team-high in receptions (six) and reception yards (89), as well as a 39-yard touchdown catch at Arizona (12/23), while rushing the ball twice for 15 yards for the first rushing touchdown of his career
- ✦ Led the team in receptions (six) and reception yards (69) in the Divisional Round vs. Dallas (1/12)
- ✦ Totaled five receptions for 70 yards (14.0 avg.) vs. New England in Super Bowl LIII (2/3)

## 2017 (Los Angeles Rams 12/11):

- ✦ Saw action in 12 games (11 starts) in his first season with the Rams, finishing the regular season with a then career-high 781 receiving yards and five touchdowns on 56 catches
- ✦ Hauled in six receptions for 108 (10.8 avg.) yards with a long 31-yard reception at San Francisco (9/21), marking the fourth 100-plus yard receiving game of his career
- ✦ Scored two touchdowns on 70 receiving yards, the first multi-touchdown game of his career at New York Giants (11/5), while converting a third-and-33 with a 52-yard touchdown reception, only the third, third-and-30+ conversion since 1991
- ✦ Registered eight receptions for 171 yards (21.4 avg.), two touchdowns and hauled in the third-longest reception in franchise history, a 94-yard touchdown reception from QB Jared Goff vs. Houston (11/12)
- ✦ Led the team with nine receptions and 142 receiving yards (15.8 avg.), the fourth-highest output in a single postseason game in Rams history, in the Wild Card matchup vs. Atlanta (1/6/18)

## 2016 (Buffalo 13/10):

- ✦ Played in 13 games (10 starts) and led the Bills with 613 receiving yards, while finishing second on the squad with 51 receptions
- ✦ Inactive for three contests
- ✦ Hauled in seven receptions for 89 yards (12.7 avg.) at New England (10/2)
- ✦ Caught five passes for 44 yards (8.8 avg.) and a touchdown vs. San Francisco (10/16)
- ✦ Notched a then career-high 10 receptions for 162 (16.2 avg.) yards at Seattle (11/7)

## 2015 (Buffalo 14/9):

- ✦ Saw action in 14 games (nine starts) and registered 47 receptions for 552 yards and three touchdowns
- ✦ Hauled in three passes for 60 yards (20.0 avg.) and one touchdown vs. New England (9/20)
- ✦ Tied a then career-high with nine receptions for 84 yards (9.3 avg.) with a touchdown at Jacksonville (10/25)
- ✦ Collected five receptions for 106 yards (21.2 avg.) at Philadelphia (12/13)

## 2014 (Buffalo 16/15):

- ✦ Played in all 16 games (15 starts) and notched 65 receptions for 699 yards with five touchdowns
- ✦ Led the team with seven receptions for 78 yards (11.1 avg.) and one touchdown vs. New England (10/12)
- ✦ Set then career-highs with nine catches for 118 yards (13.1 avg.) and a touchdown vs. New York Jets (11/24)
- ✦ Posted seven catches for 52 yards (7.4 avg.), including a 30-yard touchdown reception at Oakland (12/21)

## 2013 (Buffalo 14/14):

- ✦ Appeared and started in 14 games a rookie while becoming the first Bills rookie receiver with 40 receptions since 2004
- ✦ Caught his first career touchdown on an 18-yard reception from E.J. Manuel vs. New England (9/8)
- ✦ Led the Bills with 80 receiving yards on four catches (20.0 avg.) with a touchdown vs. Baltimore (9/29)
- ✦ Set then career-highs with five receptions (all for first downs) for 82 yards (16.4 avg.) and his third touchdown of the season at Jacksonville (12/15)

## COLLEGE:

- ✦ Started all 38 games in his three-year career at Southern California (2010-12) and finished his career as the Trojans' all-time leader with 252 receptions, while also ranking eighth in program history with 2,930 receiving yards and second with 32 receiving touchdowns
- ✦ As a junior (2012), saw action in all 13 games and registered 76 receptions for 846 yards with 11 touchdowns
- ✦ As a sophomore (2011), started all 12 games and collected 111 catches for 1,292 yards with 15 touchdowns, while leading the Pac-12 with 9.3 receptions per game
- ✦ Set the Trojans all-time record for most receptions in a game with 17 catches vs. Minnesota (9/3/11)
- ✦ As a true freshman (2010), started all 13 games and posted a team-best 65 receptions for 792 yards with six touchdowns, returned 38 kickoffs for 971 yards with a score



- His 1,817 all-purpose yards set a Trojans' freshman season record
- Named the Pac-10's Offensive Freshman of the Year

## PERSONAL:

- Born Robert Thomas Woods on April 10, 1992 in Gardena, Calif.
- Attended Serra (Gardena, Calif.) High School where he played wide receiver and defensive back
- Graduated with a bachelor's degree in policy, planning and development from Southern Carolina
- As a senior (2009), was a member of the 2009 USA Today All-USA first team after tallying 15 touchdowns and more than 1,100 receiving yards, while adding eight interceptions on defense and helping the school to a 15-0 record and the California Division III championship
- As a junior (2008), posted 81 receptions for 1,378 yards with 19 touchdowns on offense, while recording 87 tackles and seven interceptions (two returned for touchdowns) on defense and returning five kickoffs and two punts for touchdowns to lead Serra to CIF Northwest Division finals
- As a sophomore (2007), had 45 receptions for 801 yards with 12 touchdowns to go along with 273 rushing yards, while notching 81 tackles and nine interceptions on defense
- Also ran track at Serra, where he won the CIF Division IV 200 and 400-meter races and was a member of the winning 1,600-meter relay team
- Was the 2009 and 2010 South Bay Daily Breeze All-South Bay Track Athlete of the Year, recording bests of 21.01 in the 200 (fourth fastest in the nation in 2010) and 46.17 in the 400 (second fastest in the nation in 2010), plus a 45.8 split in the 1,600-meter relay

### ROBERT WOODS' NFL REGULAR SEASON RUSHING/RECEIVING STATISTICS

DATE	TEAM	GP	GS	RECEIVING					RUSHING				
				NO.	YDS.	AVG.	LG	TD	NO.	YDS.	AVG.	LG	TD
2013	Bills	14	14	40	587	14.7	57	3	2	16	8.0	13	0
2014	Bills	16	15	65	699	10.8	37	5	0	0	0.0	0	0
2015	Bills	14	9	47	552	11.7	37	3	1	0	0.0	0	0
2016	Bills	13	10	51	613	12.0	34	1	1	6	6.0	6	0
2017	Rams	12	11	56	781	13.9	94t	5	2	12	6.0	8	0
2018	Rams	16	16	86	1,219	14.2	39t	6	19	157	8.3	56	1
2019	Rams	15	15	90	1,134	12.6	48	2	17	115	6.8	20	1
2020	Rams	16	16	90	936	10.4	56t	6	24	155	6.5	40	2
2021	Rams	9	9	45	556	12.4	28	4	8	46	5.8	16t	1
2022	Titans	17	15	53	527	9.9	41	2	0	0	0.0	0	0
<b>NFL TOTALS</b>		<b>142</b>	<b>130</b>	<b>623</b>	<b>7,604</b>	<b>12.2</b>	<b>94T</b>	<b>37</b>	<b>74</b>	<b>507</b>	<b>6.9</b>	<b>56</b>	<b>5</b>

### ROBERT WOODS' NFL POSTSEASON RUSHING/RECEIVING STATISTICS

DATE	TEAM	GP	GS	RECEIVING					RUSHING				
				NO.	YDS.	AVG.	LG	TD	NO.	YDS.	AVG.	LG	TD
2017	Rams	1	1	9	142	15.8	38	0	0	0	0.0	0	0
2018	Rams	3	3	17	172	10.1	18	0	4	11	2.8	9	0
2020	Rams	2	2	12	96	8.0	20	1	1	-3	-3.0	-3	0
2021	Rams	0	0	0	0	0.0	0	0	0	0	0.0	0	0
<b>NFL TOTALS</b>		<b>6</b>	<b>6</b>	<b>38</b>	<b>410</b>	<b>10.8</b>	<b>38</b>	<b>1</b>	<b>5</b>	<b>8</b>	<b>1.6</b>	<b>9</b>	<b>0</b>



## ROBERT WOODS' NFL REGULAR SEASON RETURN STATISTICS

DATE	TEAM	KICKOFF RETURNS					PUNT RETURNS					
		RET.	YDS.	AVG.	LG	TD	NO.	FC	YDS.	AVG.	LG	TD
2013	Bills	1	9	9.0	9	0	0	0	0	0.0	0	0
2014	Bills	0	0	0.0	0	0	1	0	11	11.0	11	0
2015	Bills	0	0	0.0	0	0	0	0	0	0.0	0	0
2016	Bills	0	0	0.0	0	0	0	0	0	0.0	0	0
2017	Rams	0	0	0.0	0	0	0	0	0	0.0	0	0
2018	Rams	1	0	0.0	0	0	0	1	0	0.0	0	0
2019	Rams	0	0	0.0	0	0	0	0	0	0.0	0	0
2020	Rams	0	0	0.0	0	0	0	0	0	0.0	0	0
2021	Rams	0	0	0.0	0	0	0	0	0	0.0	0	0
2022	Titans	0	0	0.0	0	0	11	14	90	8.2	21	0
<b>NFL TOTALS</b>		<b>2</b>	<b>9</b>	<b>4.5</b>	<b>9</b>	<b>0</b>	<b>12</b>	<b>15</b>	<b>101</b>	<b>8.4</b>	<b>21</b>	<b>0</b>

## ROBERT WOODS' NFL POSTSEASON RETURN STATISTICS

DATE	TEAM	KICKOFF RETURNS					PUNT RETURNS					
		RET.	YDS.	AVG.	LG	TD	NO.	FC	YDS.	AVG.	LG	TD
2017	Rams	0	0	0.0	0	0	0	0	0	0.0	0	0
2018	Rams	0	0	0.0	0	0	0	0	0	0.0	0	0
2020	Rams	0	0	0.0	0	0	0	0	0	0.0	0	0
2021	Rams	0	0	0.0	0	0	0	0	0	0.0	0	0
<b>NFL TOTALS</b>		<b>0</b>	<b>0</b>	<b>0.0</b>	<b>0</b>	<b>0</b>	<b>0</b>	<b>0</b>	<b>0</b>	<b>0.0</b>	<b>0</b>	<b>0</b>

### SINGLE-GAME HIGHS: RUSHING/RECEIVING

<b>Rush Attempts</b>	4 vs. Chicago Bears, Oct 26, 2020 ...1 more at 4.	<b>Kickoff Returns</b>	1 vs. Minnesota Vikings, Sep 27, 2018 ...1 more at 1.
<b>Rushing Yards</b>	53 at Seattle Seahawks, Oct 07, 2018	<b>Kickoff Return Yards</b>	9 at Tampa Bay Buccaneers, Dec 08, 2013
<b>Longest Runs</b>	56 at Seattle Seahawks, Oct 07, 2018	<b>Longest Kickoff Return</b>	9 at Tampa Bay Buccaneers, Dec 08, 2013
<b>Rushing TDs</b>	1 at Houston Texans, Oct 31, 2021 ...4 more at 1.	<b>Fair Catches</b>	1 at Seattle Seahawks, Oct 07, 2018
<b>Receptions</b>	13 at Arizona Cardinals, Dec 01, 2019 ...1 more at 13.	<b>Punt Return Yards</b>	11 at Miami Dolphins, Nov 13, 2014
<b>Receiving Yards</b>	172 at Arizona Cardinals, Dec 01, 2019	<b>Longest Punt Return</b>	11 at Miami Dolphins, Nov 13, 2014
<b>Receiving Average</b>	23.3 vs. Miami Dolphins, Dec 22, 2013	<b>Punt Returns</b>	1 at Miami Dolphins, Nov 13, 2014
<b>Longest Receptions</b>	94t vs. Houston Texans, Nov 12, 2017	<b>Special Teams Tackles</b>	2 at Tennessee Titans, Oct 11, 2015
<b>Receiving TDs</b>	2 vs. Los Angeles Chargers, Sep 23, 2018 ...2 more at 2.	<b>Most TDs</b>	2 at Houston Texans, Oct 31, 2021 ...5 more at 2.
<b>All-Purpose Yards</b>	172 at Arizona Cardinals, Dec 01, 2019	<b>Miscellaneous Tackles</b>	2 vs. Baltimore Ravens, Sep 29, 2013

### SINGLE-GAME HIGHS - POSTSEASON: RUSHING/RECEIVING

<b>Rush Attempts</b>	2 at New Orleans Saints, Jan 20, 2019	<b>Receiving Average</b>	15.8 vs. Atlanta Falcons, Jan 06, 2018
<b>Rushing Yards</b>	9 vs. Dallas Cowboys, Jan 12, 2019	<b>Longest Receptions</b>	38 vs. Atlanta Falcons, Jan 06, 2018
<b>Longest Runs</b>	9 vs. Dallas Cowboys, Jan 12, 2019	<b>Receiving TDs</b>	1 at Seattle Seahawks, Jan 09, 2021
<b>Receptions</b>	9 vs. Atlanta Falcons, Jan 06, 2018	<b>All-Purpose Yards</b>	142 vs. Atlanta Falcons, Jan 06, 2018
<b>Receiving Yards</b>	142 vs. Atlanta Falcons, Jan 06, 2018	<b>Most TDs</b>	1 at Seattle Seahawks, Jan 09, 2021



## 100-YARD RECEIVING GAMES (14): REGULAR SEASON

DATE	TEAM	NO.	YDS.	AVG.	LG	TD
11/24/14	JETS	9	118	13.1	37	1
12/13/15	at Eagles	5	106	21.2	37	0
11/07/16	at Seahawks	10	162	16.2	29	0
09/21/17	at 49ers	6	108	18.0	31	0
11/12/17	TEXANS	8	171	21.4	94t	2
09/23/18	CHARGERS	10	104	10.4	22	2
09/27/18	VIKINGS	5	101	20.2	36	1
10/14/18	at Broncos	7	109	15.6	28	0
09/29/19	BUCCANEERS	13	164	12.6	37	0
12/01/19	at Cardinals	13	172	13.2	48	0
12/21/19	at 49ers	8	117	14.6	29	0
09/13/20	COWBOYS	6	105	17.5	31	0
11/23/20	at Buccaneers	12	130	10.8	35	1
10/07/21	at Seahawks	12	150	12.5	25	0

## 100-YARD RECEIVING GAMES (1): POSTSEASON

DATE	TEAM	NO.	YDS.	AVG.	LG	TD
01/06/18	FALCONS	9	142	15.8	38	0

## 2022 GAME-BY-GAME REGULAR-SEASON STATISTICS (TITANS)

W	DATE	OPPONENT	P/S	RECEIVING					RUSHING					W/L	SCORE
				NO.	YDS.	AVG.	LG	TD	NO.	YDS.	AVG.	LG	TD		
01	09/11	Giants	S	1	13	13.0	13	0	0	0	0.0	0	0	L	20-21
02	09/19	at Bills	S	4	39	9.8	17	0	0	0	0.0	0	0	L	7-41
03	09/25	Raiders	S	4	85	21.3	41	0	0	0	0.0	0	0	W	24-22
04	10/02	at Colts	P	4	30	7.5	10	1	0	0	0.0	0	0	W	24-17
05	10/09	at Commanders	S	4	37	9.3	13	0	0	0	0.0	0	0	W	21-17
07	10/23	Colts	S	3	26	8.7	13	0	0	0	0.0	0	0	W	19-10
08	10/30	at Texans	S	2	26	13.0	16	0	0	0	0.0	0	0	W	17-10
09	11/06	at Chiefs	P	0	0	0.0	0	0	0	0	0.0	0	0	L	17-20+
10	11/13	Broncos	S	2	10	5.0	6	0	0	0	0.0	0	0	W	17-10
11	11/17	at Packers	S	6	69	11.5	32	0	0	0	0.0	0	0	W	27-17
12	11/27	Bengals	S	2	16	8.0	10	0	0	0	0.0	0	0	L	16-20
13	12/04	at Eagles	S	1	6	6.0	6	0	0	0	0.0	0	0	L	10-35
14	12/11	Jaguars	S	5	49	9.8	18	0	0	0	0.0	0	0	L	22-36
15	12/18	at Chargers	S	2	12	6.0	8	0	0	0	0.0	0	0	L	14-17
16	12/24	Texans	S	4	30	7.5	10	0	0	0	0.0	0	0	L	14-19
17	12/29	Cowboys	S	5	39	7.8	10	1	0	0	0.0	0	0	L	13-27
18	01/07	at Jaguars	S	4	40	10.0	13	0	0	0	0.0	0	0	L	16-20
<b>2022 TOTALS</b>			<b>17-15</b>	<b>53</b>	<b>527</b>	<b>9.9</b>	<b>41</b>	<b>2</b>	<b>0</b>	<b>0</b>	<b>0.0</b>	<b>0</b>	<b>0</b>	<b>7-10</b>	

+ - Overtime



KILIAN  
ZIERER

77  
TACKLE

Ht: 6-7      Wt: 312  
 DOB: 2/24/1998      College: Auburn  
 Texans Season: R      NFL Season: R  
 Acquired: CFA-'23



**TRANSACTIONS:** Signed with the Houston Texans as an undrafted free agent on May 11, 2023.

**COLLEGE:**

- ✔ Spent three seasons at Auburn (2020-22) and played in 21 games (12 starts)
- ✔ Started every game in 2022
- ✔ CSC academic all-district and SEC academic honor roll

**PERSONAL:**

- ✔ Son of Gerald Zierer and Susanne Scholz
- ✔ Has two siblings, Wilson and Fiona
- ✔ Earned his bachelor's degree from the College of Education at Auburn in December, 2021, and a master's degree in December, 2022



HOUSTON  
**TEXANS**

**TEXANS RECORDS**



## ALL-TIME LEADERS

### RUSHING YARDS

Player	Att	Yds	Avg	Lg	TD
Arian Foster, 2009-15	1,454	6,472	4.5	74t	54
Domanick Williams#, 2003-05	770	3,195	4.2	51	23
Lamar Miller, 2016-19	716	2,934	4.1	97t	13
Alfred Blue, 2014-18	673	2,407	3.6	48	8
Ben Tate, 2011-13	421	1,992	4.7	60	10
Steve Slaton, 2008-11	425	1,832	4.3	71t	12
Deshaun Watson, 2017-21	307	1,677	5.5	49t	17
Ron Dayne, 2006-07	345	1,385	4	39	11
David Carr, 2002-06	268	1,235	4.6	36	8
Jonathan Wells, 2002-05	374	1,167	3.1	37	10

# - Domanick Williams known as Domanick Davis prior to 2006.

### RECEIVING YARDS

Player	Rec	Yds	Avg	Lg	TD
Andre Johnson, 2003-14	1,012	13,597	13.4	77t	64
DeAndre Hopkins, 2013-19	632	8,602	13.6	76t	54
Owen Daniels, 2006-13	385	4,617	12.0	44	29
Kevin Walter, 2006-12	326	4,083	12.5	61	24
Will Fuller V, 2016-20	209	3,110	14.9	77t	24
Brandin Cooks, 2020-21	228	2,886	12.7	57t	15
Arian Foster, 2009-15	249	2,268	9.1	78t	14
Jabar Gaffney, 2002-05	171	2,009	11.8	69	7
Corey Bradford, 2002-05	130	1,992	15.3	81	18
Jacoby Jones, 2007-11	127	1,741	13.7	80t	11

### SCRIMMAGE YARDS (RUSHING & RECEIVING)

Player	Rushing	Receiving	Total
Andre Johnson, 2003-14	54	13,597	13,651
Arian Foster, 2009-15	6,472	2,268	8,740
DeAndre Hopkins, 2013-19	11	8,602	8,613
Owen Daniels, 2006-13	-	4,617	4,617
Domanick Williams#, 2003-05	3,195	1,276	4,471
Kevin Walter, 2006-12	82	4,083	4,165
Lamar Miller, 2016-19	2,934	678	3,612
Will Fuller V, 2016-20	6	3,110	3,116
Alfred Blue, 2014-18	2,407	470	2,877
Brandin Cooks, 2020-22	28	2,886	2,914

# - Domanick Williams known as Domanick Davis prior to 2006.

### ALL-PURPOSE YARDS

Player	Total	Rush	Rec.	PR/KR
Andre Johnson, 2003-14	13,651	54	13,597	-/-
Arian Foster, 2009-15	8,740	6,472	2,268	-/-
DeAndre Hopkins, 2013-19	8,613	11	8,602	-/-
Jacoby Jones, 2007-11	5,091	40	1,741	1,820/1,490
Owen Daniels, 2006-13	4,617	-	4,617	-/-
Domanick Williams#, 2003-05	4,585	3,195	1,276	24/90
Kevin Walter, 2006-12	4,172	82	4,083	0/7
Lamar Miller, 2016-19	3,612	2,934	678	-/-
André Davis, 2007-09	3,598	-	855	0/2,743
Steve Slaton, 2008-11	3,410	1,832	811	0/767

# - Domanick Williams known as Domanick Davis prior to 2006.

### PASSING (Min. 500 att.)

Player	Att	Comp	Pct	Yds	TD	INT	Lg	Rtg
Matt Schaub, 2007-13	3,020	1,951	64.6	23,221	124	78	80t	90.9
Deshaun Watson, 2017-21	1,748	1,186	67.8	14,539	104	36	77t	104.5
David Carr, 2002-06	2,070	1,243	60.1	13,391	59	65	81	75.5
Davis Mills, 2021-	873	555	63.6	5,782	33	25	67	83.3
Brock Osweiler, 2016	510	301	59.0	2,957	15	16	53	72.2

### PASSING YARDS

Player	Att	Comp	Pct	Yds	TD	INT	Lg	Rtg
Matt Schaub, 2007-13	3,020	1,951	64.6	23,221	124	78	80t	90.9
Deshaun Watson, 2017-21	1,748	1,186	67.8	14,539	104	36	77t	104.5
David Carr, 2002-06	2,070	1,243	60	13,391	59	65	81	75.5
Davis Mills, 2021-	873	555	63.6	5,782	33	25	67	83.3
Sage Rosenfels, 2006-08	453	297	65.6	3,380	24	23	61	84.3
Brock Osweiler, 2016	510	301	59	2,957	15	16	53	72.2
Brian Hoyer, 2015	369	224	60.7	2,606	19	7	49	91.4
Ryan Fitzpatrick, 2014	312	197	63.1	2,483	17	8	76t	95.3
Case Keenum, 2013-14	330	182	55.2	2,195	11	8	66	76.8
Tom Savage, 2014, 2016-17	315	181	57.5	2,000	5	7	57	72.5
T.J. Yates, 2011-13, 2015, 2017	320	176	55	1,993	10	10	61t	71.3

### SCORING

Player	TD	PAT	FG	2PT	TP
Kris Brown, 2002-09	0	251	172	0	767
Ka'imi Fairbairn, 2016-	0	185	148	0	629
Arian Foster, 2009-15	68	0	0	1	410
Andre Johnson, 2003-14	64	0	0	2	388
DeAndre Hopkins, 2013-19	54	0	0	2	328
Neil Rackers, 2010-11	0	82	59	0	259
Randy Bullock, 2013-15	0	69	61	0	252
Nick Novak, 2015-17	0	51	53	0	210
Owen Daniels, 2006-13	29	0	0	0	174
Domanick Williams#, 2003-05	28	0	0	0	168

# - Domanick Williams known as Domanick Davis prior to 2006.

### FIELD GOALS

Player	FGM	FGA	Pct.	Lg
Kris Brown, 2002-09	172	223	77.1	57
Ka'imi Fairbairn, 2016-	147	172	85.5	61
Randy Bullock, 2013-15	61	76	80.2	55
Neil Rackers, 2010-11	59	68	86.8	57
Nick Novak, 2015-16	53	62	85.5	53
Shayne Graham, 2012	31	38	81.6	51

### PUNTING AVERAGE (Min. 250 punts)

Player	No	Yds	Avg	In20	Lg	Blk
Shane Lechler, 2013-17	430	20,463	47.6	147	71	1
Matt Turk, 2007-11	254	10,735	42.3	88	62	0
Chad Stanley, 2002-06	437	17,908	41	135	62	2

### PUNT RETURN YARDS

Player	No	Yds	Avg	Lg	TD
Jacoby Jones, 2007-11	179	1,820	10.2	79t	3
Keshawn Martin, 2012-15	86	766	8.9	87t	1
J.J. Moses, 2003-04	72	553	7.7	40	0
Tyler Ervin, 2016-18	56	496	8.9	57	0
Desmond King II, 2021-	50	463	9.3	31	0
DeAndre Carter, 2018-20	49	456	9.3	30	0



Will Fuller V, 2016-20	22	314	14.3	67t	1
Keith Mumphery, 2015-16	36	280	7.8	20	0
Jermaine Lewis, 2002	36	280	7.8	48	0
Avion Black, 2002	14	188	13.4	76t	1
Phillip Buchanon, 2005-06	20	180	9	45	0

**KICKOFF RETURN YARDS**

Player	No	Yds	Avg	Lg	TD
André Davis, 2007-09	108	2,743	25.4	104t	3
J.J. Moses, 2003-04	117	2,658	22.7	70	0
Jerome Mathis, 2005-07	72	2,054	28.5	99t	3
Keshawn Martin, 2012-15	68	1,707	25.1	54	0
Jacoby Jones, 2007-11	64	1,490	23.3	95t	1
Dexter Wynn, 2006-07	52	1,193	22.9	39	0
Jermaine Lewis, 2002	46	961	20.9	45	0
Tremon Smith, 2021-22	40	954	23.9	98	1
DeAndre Carter, 2018-20	35	779	22.3	31	0
Steve Slaton, 2008-11	39	767	19.7	50	0

**INTERCEPTIONS**

Player	No	Yds	Avg	Lg	TD
Johnathan Joseph, 2011-19	17	410	24	82t	4
Kareem Jackson, 2010-18	16	336	21	65	3
Dunta Robinson, 2004-09	13	162	12.5	61	1
Andre Hal, 2014-18	12	102	9	31	1
Marcus Coleman, 2002-05	11	217	19.7	102t	1
Aaron Glenn, 2002-04	11	221	20.1	70t	2
Quintin Demps, 2010-16	9	101	11.2	42	0
Brian Cushing, 2009-17	8	50	6.3	20	1
Justin Reid, 2018-21	7	228	32.6	101t	1
Jason Allen, 2010-11	7	35	5	34	0

**TACKLES**

Player	Solo	Assist	Total
Brian Cushing, 2009-17	424	240	664
DeMeco Ryans, 2006-11	479	157	636
Kareem Jackson, 2010-18	465	91	556
Zach Cunningham, 2017-21	350	204	554
J.J. Watt, 2011-20	409	122	531
Benardrick McKinney, 2015-20	314	216	530
Johnathan Joseph, 2011-19	421	61	482
Jamie Sharper, 2002-04	300	142	442
Dunta Robinson, 2004-09	332	64	396
Morlon Greenwood, 2005-08	289	96	385

**SACKS**

Player	Sacks	Yards
J.J. Watt, 2011-20	101.0	713.5
Whitney Mercilus, 2012-21	57.0	322
Mario Williams, 2006-11	53.0	320.5
Jadeveon Clowney, 2011-18	29.0	230
Antonio Smith, 2009-13, 2016	27.5	182
Connor Barwin, 2009-12	19.0	136.5
Kailee Wong, 2002-06	15.0	68.5
Brooks Reed, 2011-14	14.5	83.5
Brian Cushing, 2009-17	13.5	80.5
Jason Babin, 2004-06	13.0	85

**YEAR-BY-YEAR LEADERS****RUSHING YARDS**

Year	Player	Att	Yds	Avg	Long	TD
2002	Jonathan Wells	197	529	2.7	37	3
2003	Domanick Williams	238	1,031	4.3	51	8
2004	Domanick Williams	302	1,188	3.9	44	13
2005	Domanick Williams	230	976	4.2	44	2
2006	Ron Dayne	151	612	4.1	19	5
2007	Ron Dayne	194	773	4	39	6
2008	Steve Slaton	268	1,282	4.8	71t	9
2009	Steve Slaton	131	437	3.3	32t	3
2010	Arian Foster	327	1,616	4.9	74t	16
2011	Arian Foster	278	1,224	4.4	43	10
2012	Arian Foster	351	1,424	4.1	46	15
2013	Ben Tate	181	771	4.3	60	4
2014	Arian Foster	260	1,246	4.8	51	8
2015	Alfred Blue	183	698	3.8	41	2
2016	Lamar Miller	268	1,073	4	45	5
2017	Lamar Miller	238	888	3.7	21	3
2018	Lamar Miller	210	973	4.63	97	5
2019	Carlos Hyde	245	1,070	4.37	58	6
2020	David Johnson	147	691	4.7	48	6
2021	Rex Burkhead	122	427	3.5	36	3
2022	Dameon Pierce	220	939	4.3	75t	4

**RECEIVING YARDS**

Year	Player	Rec	Yds	Avg	Long	TD
2002	Corey Bradford	45	697	15.5	81	6
2003	Andre Johnson	66	976	14.8	46t	4
2004	Andre Johnson	79	1,142	14.5	54t	6
2005	Andre Johnson	63	688	10.9	53t	2
2006	Andre Johnson	103	1,147	11.1	53	5
2007	Andre Johnson	60	581	14.2	77t	8
2008	Andre Johnson	115	1,575	13.7	65	8
2009	Andre Johnson	101	1,569	15.5	72t	9
2010	Andre Johnson	86	1,216	14.1	60	8
2011	Owen Daniels	54	677	12.5	34	3
2012	Andre Johnson	112	1,598	14.3	60t	4
2013	Andre Johnson	109	1,407	12.9	62t	5
2014	DeAndre Hopkins	76	1,210	15.9	76t	6
2015	DeAndre Hopkins	111	1,521	13.7	61t	11
2016	DeAndre Hopkins	78	954	12.2	51	4
2017	DeAndre Hopkins	96	1,378	14.4	72t	13
2018	DeAndre Hopkins	115	1,572	13.7	49	11
2019	DeAndre Hopkins	100	1,165	11.2	43	7
2020	Brandin Cooks	81	1,150	14.2	57t	6
2021	Brandin Cooks	90	1,037	11.5	52	6
2022	Brandin Cooks	57	699	12.3	44	3

**RECEPTIONS**

Year	Player	Rec	Yds	Avg	Long	TD
2002	Billy Miller	51	613	12	42	3
2003	Andre Johnson	66	976	14.8	46t	4
2004	Andre Johnson	79	1,142	14.5	54t	6
2005	Andre Johnson	63	688	10.9	53t	2
2006	Andre Johnson	103	1,147	11.1	53	5
2007	Kevin Walter	65	800	12.3	46	4
2008	Andre Johnson	115	1,575	13.7	65	8
2009	Andre Johnson	101	1,569	15.5	72t	9
2010	Andre Johnson	86	1,216	14.1	60	8
2011	Owen Daniels	54	677	12.5	34	3
2012	Andre Johnson	112	1,598	14.3	60t	4
2013	Andre Johnson	109	1,407	12.9	62t	5



# ALL-TIME / YEAR-BY-YEAR LEADERS



2014	Andre Johnson	85	936	11	35	3
2015	DeAndre Hopkins	111	1,521	13.7	61t	11
2016	DeAndre Hopkins	78	954	12.2	51	4
2017	DeAndre Hopkins	96	1,378	14.4	72t	13
2018	DeAndre Hopkins	115	1,572	13.7	49	11
2019	DeAndre Hopkins	100	1,165	11.2	43	7
2020	Brandin Cooks	81	1,150	14.2	57t	6
2021	Brandin Cooks	90	1,037	11.5	52	6
2022	Brandin Cooks	57	699	12.3	44	3

## SCRIMMAGE YARDS (RUSHING & RECEIVING)

Year	Player	Rushing	Receiving	Total
2002	James Allen	519	302	821
2003	Domanick Williams	1,031	351	1,382
2004	Domanick Williams	1,188	588	1,776
2005	Domanick Williams	976	337	1,313
2006	Andre Johnson	14	1,147	1,161
2007	Ron Dayne	773	112	885
2008	Steve Slaton	1,282	377	1,659
2009	Andre Johnson	10	1,569	1,579
2010	Arian Foster	1,616	604	2,220
2011	Arian Foster	1,224	617	1,841
2012	Arian Foster	1,424	217	1,641
2013	Andre Johnson	0	1,407	1,407
2014	Arian Foster	1,246	327	1,573
2015	DeAndre Hopkins	0	1,521	1,521
2016	Lamar Miller	1,073	188	1,261
2017	DeAndre Hopkins	0	1,378	1,378
2018	DeAndre Hopkins	-7	1,572	1,565
2019	DeAndre Hopkins	18	1,165	1,183
2020	Brandin Cooks	0	1,150	1,150
2021	Brandin Cooks	21	1,037	1,058
2022	Dameon Pierce	939	165	1,104

## PASSING YARDS

Year	Player	A	C	Pct	Yds	TD	Int	Lg	Rtg
2002	David Carr	444	233	52.5	2,592	9	15	81	62.8
2003	David Carr	295	167	56.6	2,013	9	13	78t	69.5
2004	David Carr	466	285	61.2	3,531	16	14	69	83.5
2005	David Carr	423	256	60.5	2,488	14	11	53t	77.2
2006	David Carr	442	302	68.3	2,767	11	12	53	82.1
2007	Matt Schaub	289	192	66.4	2,241	9	9	77t	87.2
2008	Matt Schaub	380	251	66.1	3,043	15	10	65	92.7
2009	Matt Schaub	583	396	67.9	4,770	29	15	72t	98.6
2010	Matt Schaub	574	365	63.6	4,370	24	12	60	92
2011	Matt Schaub	292	178	61	2,479	15	6	80t	96.8
2012	Matt Schaub	544	350	64.3	4,008	22	12	60t	90.7
2013	Matt Schaub	358	219	61.2	2,310	10	14	46	73
2014	Ryan Fitzpatrick	312	197	63.1	2,483	17	8	76t	95.3
2015	Brian Hoyer	369	224	60.7	2,606	19	7	49	91.4
2016	Brock Osweiler	510	301	59	2,957	15	16	53	72.2
2017	Deshaun Watson	204	126	61.8	1,699	19	8	72t	103
2018	Deshaun Watson	505	345	68.3	4,165	26	9	73t	103.1
2019	Deshaun Watson	495	333	67.3	3,852	26	12	54	98.0
2020	Deshaun Watson	544	382	70.2	4,823	33	7	77t	112.4
2021	Davis Mills	394	263	66.8	2,664	16	10	67t	88.8
2022	Davis Mills	479	292	61.0	3,118	17	15	58	78.8

## SCORING

Year	Player	TD	PAT	ZPT	FG	TP
2002	Kris Brown	-	20/20	-	17/24	71
2003	Kris Brown	-	27/27	-	18/22	81

2004	Kris Brown	-	34/34	-	17/24	85
2005	Kris Brown	-	24/24	-	26/34	102
2006	Kris Brown	-	26/27	-	19/25	83
2007	Kris Brown	-	40/40	-	25/29	115
2008	Kris Brown	-	37/37	-	29/33	124
2009	Kris Brown	-	43/44	-	21/32	106
2010	Neil Rackers	-	43/43	-	27/30	124
2011	Neil Rackers	-	39/40	-	32/38	135
2012	Shayne Graham	-	45/45	-	31/38	138
2013	Randy Bullock	-	26/26	-	26/35	104
2014	Randy Bullock	-	40/40	-	30/35	130
2015	Nick Novak	-	29/31	-	18/21	83
2016	Nick Novak	-	22/25	-	35/41	127
2017	Ka'imi Fairbairn	-	32/35	-	20/25	92
2018	Ka'imi Fairbairn	-	39/41	-	37/42	150
2019	Ka'imi Fairbairn	-	40/45	-	20/25	98
2020	Ka'imi Fairbairn	-	37/40	-	27/31	118
2021	Ka'imi Fairbairn	-	13/16	-	15/19	58
2022	Ka'imi Fairbairn	-	29/31	-	24/24	111

## FIELD GOALS

Year	Player	FGA	FGM	Pct	Long
2002	Kris Brown	24	17	70.8	51
2003	Kris Brown	22	18	81.8	50
2004	Kris Brown	24	17	70.8	50
2005	Kris Brown	34	26	76.5	53
2006	Kris Brown	25	19	76	49
2007	Kris Brown	29	25	86.2	57
2008	Kris Brown	33	29	87.9	53
2009	Kris Brown	32	21	65.6	56
2010	Neil Rackers	30	27	90	57
2011	Neil Rackers	38	32	84.2	54
2012	Shayne Graham	38	31	81.6	51
2013	Randy Bullock	35	26	74.3	51
2014	Randy Bullock	35	30	85.7	55
2015	Nick Novak	21	18	85.7	51
2016	Nick Novak	41	35	85.4	53
2017	Ka'imi Fairbairn	25	20	80	55
2018	Ka'imi Fairbairn	42	37	88.1	54
2019	Ka'imi Fairbairn	25	20	80.0	54
2020	Ka'imi Fairbairn	31	27	87.1	54
2021	Ka'imi Fairbairn	19	15	78.9	61
2022	Ka'imi Fairbairn	31	29	93.5	56

## PUNTING AVERAGE

Year	Player	No	Yds	Avg	Long	Blk
2002	Chad Stanley	114	4,720	41.4	62	2
2003	Chad Stanley	97	4,028	41.5	58	0
2004	Chad Stanley	73	3,009	41.2	57	0
2005	Chad Stanley	77	2,990	38.8	61	0
2006	Chad Stanley	76	3,161	41.6	62	0
2007	Matt Turk	55	2,296	41.7	59	0
2008	Matt Turk	53	2,240	42.3	59	0
2009	Matt Turk	67	2,866	42.8	62	0
2010	Matt Turk	63	2,650	42.1	60	0
2011	Brett Hartmann	58	2,573	44.4	69	0
2012	Donnie Jones	88	4,150	47.2	66	0
2013	Shane Lechler	88	4,189	47.6	65	0
2014	Shane Lechler	83	3,845	46.3	71	1
2015	Shane Lechler	95	4,497	47.3	64	0
2016	Shane Lechler	72	3,423	47.5	62	0
2017	Shane Lechler	92	4,507	49	68	0
2018	Trevor Daniel	74	3,237	43.7	61	0
2019	Bryan Anger	45	2,094	46.5	71	0
2020	Bryan Anger	54	2,505	46.4	67	0

# ALL-TIME / YEAR-BY-YEAR LEADERS



2021	Cameron Johnston	88	4,108	46.7	69	0
2022	Cameron Johnston	88	4,229	48.1	67	0

## PUNT RETURN YARDS

Year	Player	No	Yds	Avg	Long	TD
2002	Jermaine Lewis	36	280	7.8	48	0
2003	J.J. Moses	36	244	6.8	40	0
2004	J.J. Moses	36	309	8.6	27	0
2005	Phillip Buchanon	12	101	8.4	37	0
2006	Dexter Wynn	12	139	11.6	58	0
2007	Jacoby Jones	30	286	9.5	74	0
2008	Jacoby Jones	32	386	12.1	73t	2
2009	Jacoby Jones	39	426	10.9	62	0
2010	Jacoby Jones	29	204	7	39	0
2011	Jacoby Jones	49	518	10.6	79t	1
2012	Keshawn Martin	22	267	12.1	71	0
2013	Keshawn Martin	39	345	8.8	87t	1
2014	Keshawn Martin	25	154	6.2	21	0
2015	Keith Mumphrey	36	280	7.8	20	0
2016	Tyler Ervin	27	261	9.7	57	0
2017	Will Fuller V	9	135	15	49	0
2018	Tyler Ervin	21	175	8.3	27	0
2019	DeAndre Carter	22	214	9.7	23	0
2020	DeAndre Carter	11	96	8.7	19	0
2021	Desmond King II	17	154	9.1	20	0
2022	Desmond King II	33	309	9.4	31	0

## KICKOFF RETURN YARDS

Year	Player	No	Yds	Avg	Long	TD
2002	Jermaine Lewis	46	961	20.9	45	0
2003	J.J. Moses	58	1,355	23.4	70	0
2004	J.J. Moses	59	1,303	22.1	49	0
2005	Jerome Mathis	54	1,542	28.6	99t	2
2006	Dexter Wynn	30	670	22.3	38	0
2007	André Davis	32	968	30.3	104t	3
2008	André Davis	43	993	23.1	50	0
2009	André Davis	33	782	23.7	63	0
2010	Steve Slaton	39	767	19.7	50	0
2011	Danieal Manning	13	356	27.4	46	0
2012	Keshawn Martin	31	741	23.9	54	0
2013	Keshawn Martin	36	947	26.3	50	0
2014	Danieal Manning	13	267	20.5	41	0
2015	Keith Mumphrey	14	338	24.1	41	0
2016	Tyler Ervin	14	263	18.8	33	0
2017	Chris Thompson	17	369	21.7	42	0
2018	Tyler Ervin	10	253	25.3	36	0
2019	DeAndre Carter	14	308	22.0	28	0
2020	DeAndre Carter	12	250	20.8	19	0
2021	Tremon Smith	21	533	25.4	98t	1
2022	Tremon Smith	19	417	21.9	32	0

## INTERCEPTIONS

Year	Player	No	Yds	Avg	Long	TD
2002	Aaron Glenn	5	181	36.2	70t	2
2003	Marcus Coleman	7	95	13.6	41	0
2004	Dunta Robinson	6	146	24.3	61	0
2005	Glenn Earl	2	2	1	2	0
2006	Dunta Robinson	2	9	4.5	9	1
	DeMarcus Faggins	2	0	0	0	0
2007	Fred Bennet	3	47	15.7	33	0
2008	Jacques Reeves	4	108	27	44t	1
2009	Bernard Pollard	4	121	30.3	70t	1
	Brian Cushing	4	26	6.5	20	0
2010	Troy Nolan	3	35	11.7	20	0
	Glover Quin	3	12	4	10	0

2011	Jason Allen	3	1	0.3	1	0
	Johnathan Joseph	4	40	10	29	0
	Jason Allen	4	34	8.5	34	0
2012	Kareem Jackson	4	71	17.8	63t	1
2013	Johnathan Joseph	3	64	21.3	32	0
2014	A.J. Bouye	3	120	40	67	1
	Kareem Jackson	3	97	32.3	65	0
	Jumal Rolle	3	25	8.3	13	0
2015	Andre Hal	4	54	13.5	31t	1
2016	Quintin Demps	6	54	9	19	0
2017	Andre Hal	3	10	3.3	7	0
2018	Two Players	3	-	-	-	-
2019	Tashaun Gipson Sr.	3	105	35.0	79t	1
2020	3 Players Tied	1	-	-	19t	1
2021	Lonnie Johnson Jr.	3	47	15.7	32	0
	Desmond King II	3	25	8.3	25	0
2022	Jalen Pitre	5	57	11.4	29	0

## TOTAL TACKLES

Year	Player, Pos.	Solo	Assist	Total
2002	Jay Foreman	101	36	137
	Jamie Sharper	95	42	137
2003	Jamie Sharper	107	59	166
2004	Jamie Sharper	98	41	139
2005	Morlon Greenwood	82	30	112
2006	DeMeco Ryans	126	30	156
2007	DeMeco Ryans	98	29	127
2008	DeMeco Ryans	86	26	112
2009	Brian Cushing	86	47	133
2010	Bernard Pollard	82	30	112
2011	Brian Cushing	76	38	114
2012	Glover Quin	64	20	84
2013	Darryl Sharpton	56	31	87
2014	Kendrick Lewis	52	32	84
2015	Brian Cushing	63	47	110
2016	Benardrick McKinney	79	50	129
2017	Benardrick McKinney	62	33	95
2018	Zach Cunningham	73	34	105
2019	Zach Cunningham	95	42	137
2020	Zach Cunningham	106	58	164
2021	Kamu Grugier-Hill	70	36	106
2022	Jalen Pitre	99	48	147

## SACKS

Year	Player	Sacks	Yards
2002	Jeff Posey	8	77
2003	Jamie Sharper	4	19
2004	Kailee Wong	5.5	29
2005	Shantee Orr	7	40
2006	Jason Babin	5.5	39
2007	Mario Williams	14	82.5
2008	Mario Williams	12	82
2009	Mario Williams	9	52
2010	Mario Williams	8.5	54.5
2011	Connor Barwin	11.5	78.5
2012	J.J. Watt	20.5	138.5
2013	J.J. Watt	10.5	70.5
2014	J.J. Watt	20.5	140
2015	J.J. Watt	17.5	118
2016	Whitney Mercilus	7.5	56.5
2017	Jadeveon Clowney	9.5	67
2018	J.J. Watt	16.0	119.0
2019	Whitney Mercilus	7.5	44.5
2020	J.J. Watt	5	41
2021	Jonathan Greenard	8	50



2022 Jerry Hughes 9

## SPECIAL TEAMS TACKLES

Year	Player, Pos.	Solo	Assist	Total
2002	Jason Bell	14	2	16
2003	Ramon Walker	13	4	17
2004	Antwan Peek	10	8	18
2005	Ramon Walker	12	6	18
2006	Troy Evans	11	2	13
2007	Jameel Cook	12	1	13
2008	Kevin Bentley	16	7	23
2009	Kevin Bentley	9	11	20
2010	James Casey	10	7	17
2011	Tim Dobbins	9	0	9
2012	Bryan Braman	14	2	16
2013	Justin Tuggle	10	1	11
2014	Jeff Tarpinian	7	5	12
2015	Brian Peters	11	6	17
2016	Don Jones	9	2	11
2017	Kurtis Drummond	8	3	11
2018	A.J. Moore Jr.	7	4	11
2019	A.J. Moore Jr.	7	5	12
2020	Keion Crossen	8	4	12
2021	Neville Hewitt	5	4	9
2022	Dare Ogunbowale	7	2	9



## TOTAL OFFENSE

### YARDS FROM SCRIMMAGE (Rushing, Receiving)

<b>Career</b>		
13,651	Andre Johnson, 2003-14	
8,740	Arian Foster, 2009-15	
8,613	DeAndre Hopkins, 2013-19	
4,617	Owen Daniels, 2006-13	
4,471	Domanick Williams#, 2003-05	
	# - Domanick Williams known as Domanick Davis prior to 2006.	
<b>Season</b>		
2,220	Arian Foster, 2010	
1,841	Arian Foster, 2011	
1,776	Domanick Williams#, 2004	
1,659	Steve Slaton, 2008	
1,641	Arian Foster, 2012	
	# - Domanick Williams known as Domanick Davis prior to 2006.	
<b>Season, Rookie</b>		
1,659	Steve Slaton, 2008	
1,382	Domanick Williams#, 2003	
1,104	Dameon Pierce, 2022	
966	Andre Johnson, 2003	
	# - Domanick Williams known as Domanick Davis prior to 2006.	

### COMBINED NET YARDS GAINED (Rushing, Receiving, Returns)

<b>Most Seasons Leading Team</b>	
4	DeAndre Hopkins, 2015, 2017-19 Arian Foster, 2010-12, 2014
2	Brandin Cooks, 2020-21 Andre Johnson, 2006, 2009
<b>Most Consecutive Seasons Leading Team</b>	
3	Arian Foster, 2010-12 DeAndre Hopkins, 2017-19

<b>Career</b>	
13,651	Andre Johnson, 2003-14
8,740	Arian Foster, 2009-15
8,613	DeAndre Hopkins, 2013-19
5,004	Jacoby Jones, 2007-11
4,617	Owen Daniels, 2006-13

<b>Season</b>	
2,220	Arian Foster, 2010
1,841	Arian Foster, 2011
1,776	Domanick Williams#, 2004
1,675	Jerome Mathis, 2005
	# - Domanick Williams known as Domanick Davis prior to 2006.

### COMBINED ATTEMPTS (Rushing, Receiving, Returns)

<b>Career</b>	
1,703	Arian Foster, 2009-15
1,035	Andre Johnson, 2003-14
931	Domanick Williams#, 2003-05
808	Lamar Miller, 2016-2019
742	Alfred Blue, 2014-18
632	DeAndre Hopkins, 2013-19

562	Steve Slaton, 2008-11
	# - Domanick Williams known as Domanick Davis prior to 2006.

<b>Season</b>	
393	Arian Foster, 2010
391	Arian Foster, 2012
370	Domanick Williams#, 2004
331	Arian Foster, 2011
	# - Domanick Williams known as Domanick Davis prior to 2006.

<b>Game</b>	
39	Arian Foster vs. Tennessee, 11/28/10
38	Domanick Williams# at Indianapolis, 11/14/04
36	Alfred Blue at Cleveland, 11/16/14
	Domanick Williams# at Detroit, 9/19/04
	Domanick Williams# vs. N.Y. Jets, 10/19/03
	# - Domanick Williams known as Domanick Davis prior to 2006.

<b>Game, Opponent</b>	
45	Rudi Johnson at Cincinnati, 11/9/03
37	Larry Johnson vs. Kansas City, 11/20/05
	Christian McCaffrey vs. Carolina, 09/29/19
	DeMarco Murray at Dallas, 10/05/14

## RUSHING

### RUSHING ATTEMPTS

<b>Most Seasons Leading Team</b>	
4	Arian Foster, 2010-12, 14
3	Lamar Miller, 2016-18
	Domanick Williams#, 2003-05
2	Steve Slaton, 2008-09
	Ron Dayne, 2006-07
	# - Domanick Williams known as Domanick Davis prior to 2006.

<b>Most Consecutive Seasons Leading Team</b>	
3	Arian Foster, 2010-12
	Lamar Miller, 2016-18
	Domanick Williams#, 2003-05
2	Steve Slaton, 2008-09
	Ron Dayne, 2006-07
	# - Domanick Williams known as Domanick Davis prior to 2006.

<b>Career</b>	
1,454	Arian Foster, 2009-15
770	Domanick Williams#, 2003-05
716	Lamar Miller, 2016-19
673	Alfred Blue, 2014-18
	# - Domanick Williams known as Domanick Davis prior to 2006.

<b>Season</b>	
351	Arian Foster, 2012
327	Arian Foster, 2010
302	Domanick Williams#, 2004
278	Arian Foster, 2011
	# - Domanick Williams known as Domanick Davis prior to 2006.

<b>Season, Rookie</b>	
268	Steve Slaton, 2008
238	Domanick Williams#, 2003
220	Dameon Pierce, 2022



197 Jonathan Wells, 2002  
# - Domanick Williams known as Domanick Davis prior to 2006.

## Game

36 Alfred Blue at Cleveland, 11/16/14  
33 Arian Foster vs. Jacksonville, 10/30/11  
Arian Foster vs. Indianapolis, 9/12/10

## Game, Rookie

36 Alfred Blue at Cleveland, 11/16/14  
27 Domanick Williams# vs. N.Y. Jets, 10/19/03  
Dameon Pierce vs. Philadelphia, 11/3/22  
26 Domanick Williams# at Buffalo, 11/16/03  
Steve Slaton at Green Bay, 12/7/08  
Dameon Pierce at Jacksonville, 10/9/22  
# - Domanick Williams known as Domanick Davis prior to 2006.

## Game, Opponent

43 Rudi Johnson, at Cincinnati, 11/9/03  
36 Larry Johnson, vs. Kansas City, 11/20/05  
35 Saquon Barkley, at New York Giants 11/13/22  
34 Thomas Jones, at Tampa Bay, 12/14/03  
Rashad Jennings, at N.Y. Giants, 9/21/14  
Derrick Henry, vs. Tennessee Titans 1/3/21

## RUSHING YARDS GAINED

## Most Seasons Leading Team

4 Arian Foster, 2010-12, 14  
3 Lamar Miller, 2016-18  
Domanick Williams#, 2003-05  
2 Steve Slaton, 2008-09  
Ron Dayne, 2006-07  
# - Domanick Williams known as Domanick Davis prior to 2006.

## Most Consecutive Seasons Leading Team

3 Lamar Miller, 2016-18  
Arian Foster, 2010-12  
Domanick Williams#, 2003-05  
2 Steve Slaton, 2008-09  
Ron Dayne, 2006-07  
# - Domanick Williams known as Domanick Davis prior to 2006.

## Career

6,472 Arian Foster, 2009-15  
3,195 Domanick Williams#, 2003-05  
2,934 Lamar Miller, 2016-19  
2,407 Alfred Blue, 2014-18  
1,992 Ben Tate, 2011-13  
# - Domanick Williams known as Domanick Davis prior to 2006.

## Seasons, 1,000 or More Yards Rushing

4 Arian Foster, 2010-12, 14  
2 Domanick Williams#, 2003-04  
1 Steve Slaton, 2008  
Lamar Miller, 2016  
Carlos Hyde, 2019  
# - Domanick Williams known as Domanick Davis prior to 2006.

## Consecutive Seasons, 1,000 or More Yards Rushing

3 Arian Foster, 2010-12  
2 Domanick Williams#, 2003-04  
# - Domanick Williams known as Domanick Davis prior to 2006.

## Season

1,616 Arian Foster, 2010  
1,424 Arian Foster, 2012  
1,282 Steve Slaton, 2008  
1,246 Arian Foster, 2014  
1,224 Arian Foster, 2011  
1,188 Domanick Williams#, 2004  
1,073 Lamar Miller, 2016  
1,070 Carlos Hyde, 2019  
1,031 Domanick Williams#, 2003  
# - Domanick Williams known as Domanick Davis prior to 2006.

## Season, Rookie

1,282 Steve Slaton, 2008  
1,031 Domanick Williams#, 2003  
939 Dameon Pierce, 2022  
529 Jonathan Wells, 2002  
528 Alfred Blue, 2014  
# - Domanick Williams known as Domanick Davis prior to 2006.

## Game

231 Arian Foster vs. Indianapolis, 9/12/10  
180 Arian Foster vs. Jacksonville, 1/2/11  
165 Arian Foster vs. Indianapolis, 12/16/12  
162 Lamar Miller vs. Tennessee, 11/27/18  
160 Carlos Hyde at Jacksonville, 11/3/19  
158 Arian Foster at Indianapolis, 12/22/11  
Domanick Williams# at Jacksonville, 12/26/04  
# - Domanick Williams known as Domanick Davis prior to 2006.

## Game, Opponent

250 Derrick Henry vs. Tennessee, 1/3/21  
219 Derrick Henry vs. Tennessee, 10/30/22  
212 Derrick Henry vs. Tennessee, 10/18/20  
211 Larry Johnson vs. Kansas City, 11/20/05  
Derrick Henry vs. Tennessee, 12/29/19  
197 Chris Johnson at Tennessee, 9/20/09  
182 Rudi Johnson at Cincinnati, 11/9/03

## Game, Rookie

156 Steve Slaton at Indianapolis, 11/16/08  
Alfred Blue at Cleveland, 11/16/14  
139 Dameon Pierce vs. Philadelphia Eagles, 11/3/22  
131 Dameon Pierce vs. Los Angeles Chargers, 10/2/22  
130 Steve Slaton vs. Jacksonville, 12/01/08

## Games, 100 or More Yards Rushing

32 Arian Foster, 2009-14  
11 Domanick Williams#, 2003-05  
8 Lamar Miller, 2016-18  
5 Ben Tate, 2011-13  
Alfred Blue, 2014-17  
Steve Slaton, 2008  
# - Domanick Williams known as Domanick Davis prior to 2006.

## Consecutive Games, 100 or More Yards

4 Arian Foster, 10/5/14-10/26/14  
3 Arian Foster, 10/23/11-11/6/11  
Steve Slaton, 12/1/08-12/14/08

**Longest Run From Scrimmage**

97t	Lamar Miller vs. Tennessee, 11/27/18
81t	Justin Forsett at Detroit, 11/22/12
75t	Dameon Pierce vs. Los Angeles Chargers, 10/2/22
74t	Arian Foster at Oakland, 10/3/10
71t	Steve Slaton at Indianapolis, 11/16/08
60	Ben Tate vs. Tennessee, 9/15/13
58	Carlos Hyde at Jacksonville, 11/3/19
	Lamar Miller vs. Miami, 10/25/18
56	Arian Foster vs. Jacksonville, 1/2/11
	Ben Tate at Tennessee, 1/1/12

**Longest Run From Scrimmage, Opponent**

94t	Derrick Henry at Tennessee, 10/18/20
91t	Chris Johnson at Tennessee, 9/20/09
85t	Lamar Miller at Miami, 10/25/15
83	Jonathan Taylor at Indianapolis, 10/17/21
80t	Rashad Jennings vs. Oakland, 11/17/13
	David Montgomery at Chicago, 12/13/20
76	Fred Taylor at Jacksonville, 10/14/07

**RUSHING AVERAGE GAIN****Career (750 attempts)**

4.45	Arian Foster, 2009-15
4.15	Domanick Williams#, 2003-05
	# - Domanick Williams known as Domanick Davis prior to 2006.

**Season (100 attempts)**

5.38	Ben Tate, 2011 (175-942)
4.94	Arian Foster, 2010 (327-1,616)
4.79	Arian Foster, 2014 (260-1,246)
4.78	Steve Slaton, 2008 (268-1,282)
4.63	Lamar Miller, 2018 (210-973)
4.48	Arian Foster, 2013 (121-542)
4.40	Arian Foster, 2011 (278-1,224)

**Game (10 attempts)**

13.5	Lamar Miller vs. Tennessee, 11/27/18 (12-162)
11.1	Steve Slaton at Indianapolis, 11/16/08 (14-156)
10.6	David Johnson vs. Cincinnati Bengals 12/27/20 (12-128)
9.6	Ben Tate vs. Cleveland, 11/6/11 (12-115)
9.4	Dameon Pierce vs. Los Angeles Chargers (14-131)
8.6	Darius Walker vs. Jacksonville, 12/30/07 (10-86)
8.4	Carlos Hyde at Jacksonville, 11/3/19 (19-160)
8.3	Carlos Hyde at New Orleans, 9/9/19 (10-83)
8.1	Domanick Williams# vs. Tennessee, 11/28/04 (16-129)
7.8	Arian Foster at Oakland, 10/3/10 (17-133)
	# - Domanick Williams known as Domanick Davis prior to 2006.

**RUSHING TOUCHDOWNS****Seasons Leading Team**

4	Arian Foster, 2010-12, 14
3	Lamar Miller, 2016-18
2	Deshaun Watson, 2018-19
	Jonathan Wells, 2002, 05
	Domanick Williams#, 2003-04
	Ron Dayne, 2006-07
	# - Domanick Williams known as Domanick Davis prior to 2006.

**Consecutive Seasons Leading Team**

3	Lamar Miller, 2016-18
	Arian Foster, 2010-12
2	Deshaun Watson, 2018-19
	Domanick Williams#, 2003-04
	Ron Dayne, 2006-07
	# - Domanick Williams known as Domanick Davis prior to 2006.

**Career**

54	Arian Foster, 2009-15
23	Domanick Williams#, 2003-05
17	Deshaun Watson, 2017-21
13	Lamar Miller, 2016-19
12	Steve Slaton, 2008-11
	# - Domanick Williams known as Domanick Davis prior to 2006.

**Season**

16	Arian Foster, 2010
15	Arian Foster, 2012
13	Domanick Williams#, 2004
10	Arian Foster, 2011
9	Steve Slaton, 2008
	# - Domanick Williams known as Domanick Davis prior to 2006.

**Game**

3	Ben Tate vs. New England, 12/1/13
3	Arian Foster vs. Indianapolis, 9/12/10
3	Ryan Moats at Buffalo, 11/1/09

**Game, Rookie**

2	8x - last: D'Onta Foreman vs. Arizona, 11/19/2017
---	---

**Game, Opponent**

4	Shaun Alexander at Seattle, 10/16/05
3	Josh Jacobs at Las Vegas, 10/23/22
	Derrick Henry vs. Tennessee, 12/29/19
	Devonta Freeman at Atlanta, 10/4/15
	Maurice Jones-Drew vs. Jacksonville, 9/27/09
	Willie Parker vs. Pittsburgh, 9/7/08
	LaBrandon Toefield vs. Jacksonville, 12/24/05

**Consecutive Games With A Rushing Touchdown**

6	Arian Foster, 10/23/11 – 12/4/11
	Domanick Williams#, 11/28/04 – 1/2/05
5	Arian Foster, 9/30/12 – 11/4/12
	Arian Foster, 10/17/10 – 11/21/10
4	Deshaun Watson, 12/23/18 – 9/15/19
	Arian Foster, 12/18/11 – 9/16/12
	# - Domanick Williams known as Domanick Davis prior to 2006.

**PASSING****PASSING****Seasons Leading Team**

7	Matt Schaub, 2007-13
5	David Carr, 2002-06

**Consecutive Seasons Leading Team**

7	Matt Schaub, 2007-13
5	David Carr, 2002-06



## PASSER RATING

## Career (1,500 attempts)

104.5	Deshaun Watson, 2017-21
90.9	Matt Schaub, 2007-13
75.5	David Carr, 2002-06

## Season (204 attempts)

112.4	Deshaun Watson, 2020
103.1	Deshaun Watson, 2018
103.0	Deshaun Watson, 2017
98.6	Matt Schaub, 2009
98.0	Deshaun Watson, 2019
96.8	Matt Schaub, 2011
95.3	Ryan Fitzpatrick, 2014
92.7	Matt Schaub, 2008

## Season, Rookie (204 attempts)

103.0	Deshaun Watson, 2017
88.8	Davis Mills, 2021
62.8	David Carr, 2002

## Game (20 attempts)

158.3	Deshaun Watson vs. Atlanta, 10/6/19
156.0	Deshaun Watson vs Miami, 10/25/18
150.4	Deshaun Watson vs. Detroit, 11/26/20
147.7	Matt Schaub at Tennessee, 10/23/11
147.5	Ryan Fitzpatrick vs. Tennessee, 11/30/14
144.0	Matt Schaub vs. Cincinnati, 10/26/08
141.7	Davis Mills vs. New England, 10/10/21
140.7	Deshaun Watson vs. New England, 12/01/19
140.2	David Carr at Indianapolis, 9/17/06
135.8	Deshaun Watson at Los Angeles Chargers, 9/22/19
134.2	Deshaun Watson vs. New York Jets, 12/15/18
130.9	Deshaun Watson vs. Tennessee, 11/27/18
130.6	Davis Mills vs. Los Angeles Chargers, 12/26/21

## Game, Opponent (20 attempts)

147.7	Marcus Mariota vs. Tennessee, 11/27/18
146.8	Steve McNair at Tennessee, 10/12/03
146.8	Jon Kitna vs. Cincinnati, 11/3/02
146.2	Tom Brady at New England, 9/24/17
143.8	Blake Bortles at Jacksonville, 12/17/17
139.8	Ben Roethlisberger vs. Pittsburgh, 9/18/05
139.2	Lamar Jackson at Baltimore, 11/17/19

## PASSING ATTEMPTS

## Seasons Leading Team

7	Matt Schaub, 2007-13
5	David Carr, 2002-06

## Consecutive Seasons Leading Team

7	Matt Schaub, 2007-13
5	David Carr, 2002-06

## Career

3,020	Matt Schaub, 2007-13
2,070	David Carr, 2002-06
1,748	Deshaun Watson, 2017-20
873	Davis Mills, 2021-
510	Brock Osweiler, 2016

## Season

583	Matt Schaub, 2009
574	Matt Schaub, 2010
544	Deshaun Watson, 2020
	Matt Schaub, 2012
510	Brock Osweiler, 2016
505	Deshaun Watson, 2018
495	Deshaun Watson, 2019
479	Davis Mills, 2022
466	David Carr, 2004

## Season, Rookie

444	David Carr, 2002
394	Davis Mills, 2021
204	Deshaun Watson, 2017
134	T.J. Yates, 2011

## Game

62	Matt Schaub vs. Baltimore, 12/13/10
58	Ryan Mallett at Carolina, 9/20/15
55	Matt Schaub vs. Jacksonville, 11/18/12
54	Matt Schaub at Tennessee, 12/19/10
	David Carr at N.Y. Jets, 11/26/06
52	Matt Schaub at Washington, 9/19/10
51	Matt Schaub vs. Oakland, 10/9/11
50	Matt Schaub at Arizona, 10/11/09
	Deshaun Watson vs. Denver, 12/8/19

## Game, Opponent

62	Andrew Luck vs Indianapolis, 9/30/18
61	Matthew Stafford at Detroit, 11/22/12
57	Peyton Manning vs. Indianapolis, 9/12/10
	Tommy Maddox at Pittsburgh, 12/8/02
55	Chad Henne at Miami, 12/27/09
53	Blake Bortles at Jacksonville, 10/18/15
52	Ryan Tannehill at Tennessee, 11/21/21
	Peyton Manning at Denver, 9/23/12
51	Trevor Lawrence vs. Jacksonville, 9/12/21
	Zach Mettenberger at Tennessee, 12/27/15
	Peyton Manning vs. Denver, 12/22/13

## PASS COMPLETIONS

## Seasons Leading Team

7	Matt Schaub, 2007-13
5	David Carr, 2002-06

## Consecutive Seasons Leading Team

7	Matt Schaub, 2007-13
5	David Carr, 2002-06

## Career

1,951	Matt Schaub, 2007-13
1,243	David Carr, 2002-06
1,186	Deshaun Watson, 2017-20
555	Davis Mills, 2021-
301	Brock Osweiler, 2016
297	Sage Rosenfels, 2006-08

## Season

396	Matt Schaub, 2009
382	Deshaun Watson, 2020
365	Matt Schaub, 2010



350 Matt Schaub, 2012

**Season, Rookie**

263 Davis Mills, 2021  
 233 David Carr, 2002  
 126 Deshaun Watson, 2017  
 82 T.J. Yates, 2011

**Game**

43 Matt Schaub vs. Jacksonville, 11/18/12  
 39 David Carr at N.Y. Jets, 11/26/06  
 38 Matt Schaub at Washington, 9/19/10  
 35 Matt Schaub at Tennessee, 12/19/10  
 Matt Schaub at Arizona, 10/11/09

**Game, Opponent**

40 Andrew Luck at Indianapolis, 9/30/18  
 Peyton Manning vs. Indianapolis, 9/12/10  
 36 Patrick Mahomes vs. Kansas City 12/18/22  
 Daunte Culpepper vs. Minnesota, 10/10/04  
 35 Ryan Tannehill at Tennessee, 11/21/21  
 Nick Foles at Philadelphia, 12/23/18  
 Chad Henne at Miami, 12/27/09  
 34 Peyton Manning at Indianapolis, 11/8/09

**Consecutive Completions**

\*22 David Carr vs. Buffalo, 11/19/06  
 17 Matt Schaub vs. Jacksonville, 11/18/12  
 16 Matt Schaub vs. Indianapolis (14), 9/23/07; at Atlanta (2), 9/30/07  
 14 Davis Mills vs. Seattle, 12/12/21  
 13 David Carr at Indianapolis (9), 9/17/06; vs. Washington (4), 9/24/06  
 Ryan Fitzpatrick vs. Washington (5), 9/7/14; at Oakland (8), 9/14/14

\*Tied NFL record at the time

**Consecutive Completions, Opponent**

\*22 Mark Brunell vs. Washington, 9/24/06  
 19 Marcus Mariota vs. Tennessee, 11/26/18

\*Tied NFL record at the time

**PASSING COMPLETION PERCENTAGE****Seasons Leading Team**

6 Matt Schaub, 2007, 2009-13  
 5 David Carr, 2002-06

**Consecutive Seasons Leading Team**

5 Matt Schaub, 2009-13  
 5 David Carr, 2002-06

**Career (1,500 attempts)**

67.8 Deshaun Watson, 2017-20  
 64.6 Matt Schaub, 2007-13  
 60.1 David Carr, 2002-06

**Season (224 attempts)**

70.2 Deshaun Watson, 2020  
 68.3 Deshaun Watson, 2018  
 David Carr, 2006  
 67.9 Matt Schaub, 2009  
 67.3 Deshaun Watson, 2019  
 66.8 Davis Mills, 2021  
 66.4 Matt Schaub, 2007  
 66.1 Matt Schaub, 2008  
 64.3 Matt Schaub, 2012

**Game (20 attempts)**

85.7 Matt Schaub vs. Cincinnati, 10/26/08  
 84.9 Deshaun Watson vs. Atlanta, 10/7/19  
 84.6 David Carr at Indianapolis, 9/17/06  
 83.9 Matt Schaub vs. Detroit, 10/19/08  
 83.3 David Carr vs. Buffalo, 11/19/06  
 81.8 Matt Schaub vs. Indianapolis, 9/23/07  
 Matt Schaub vs. Jacksonville, 1/2/11

**PASSING YARDS GAINED****Seasons Leading Team**

7 Matt Schaub, 2007-13  
 5 David Carr, 2002-06

**Consecutive Seasons Leading Team**

7 Matt Schaub, 2007-13  
 5 David Carr, 2002-06

**Career**

23,221 Matt Schaub, 2007-13  
 14,539 Deshaun Watson, 2017-20  
 13,391 David Carr, 2002-06  
 5,782 Davis Mills, 2021-  
 3,380 Sage Rosenfels, 2006-08

**Seasons, 4,000 or More Yards Passing**

3 Matt Schaub, 2009-10, 12  
 2 Deshaun Watson, 2018, 2020

**Seasons, 3,000 or More Yards Passing**

4 Matt Schaub, 2008-10, 2012  
 3 Deshaun Watson, 2018, 2019, 2020  
 1 Davis Mills, 2022  
 David Carr, 2004

**Season**

4,823 Deshaun Watson, 2020  
 4,770 Matt Schaub, 2009  
 4,370 Matt Schaub, 2010  
 4,165 Deshaun Watson, 2018  
 4,008 Matt Schaub, 2012  
 3,852 Deshaun Watson, 2019

**Season, Rookie**

2,664 Davis Mills, 2021  
 2,592 David Carr, 2002  
 1,699 Deshaun Watson, 2017  
 949 T.J. Yates, 2011

**Game**

527 Matt Schaub vs. Jacksonville, 11/18/12 (OT)  
 497 Matt Schaub at Washington, 9/19/10 (OT)  
 426 Deshaun Watson vs. Atlanta, 10/6/19  
 416 Matt Schaub vs. Oakland, 10/9/11  
 414 Matt Schaub at Green Bay, 12/7/08  
 402 Deshaun Watson at Seattle, 10/29/17

**Game, Opponent**

471 Nick Foles at Philadelphia, 12/24/18  
 464 Andrew Luck at Indianapolis, 9/30/18  
 452 Russell Wilson at Seattle, 10/29/17  
 441 Matthew Stafford at Detroit, 11/22/12 (OT)  
 433 Peyton Manning vs. Indianapolis, 9/12/10  
 426 Donovan McNabb at Washington, 9/19/10



**Games, 300 or More Yards Passing, Season**

10	Deshaun Watson, 2020
9	Matt Schaub, 2009
7	Matt Schaub, 2010
5	Deshaun Watson, 2018
	Matt Schaub, 2008

**Games, 300 or More Yards Passing, Career**

27	Matt Schaub, 2007-13
20	Deshaun Watson, 2017-20
6	Davis Mills, 2021-
4	David Carr, 2003-06
1	Tom Savage, 2017
	Brian Hoyer, 2015
	Ryan Fitzpatrick, 2014
	Case Keenum, 2013
	T.J. Yates, 2011

**Longest Pass Completion**

81	David Carr to Corey Bradford vs. Buffalo, 10/13/02
80t	Matt Schaub to Jacoby Jones at Tampa Bay, 11/13/11
78t	Matt Schaub to Arian Foster at Tampa Bay, 11/13/11
78t	Matt Schaub to Arian Foster at Tennessee, 10/23/11
78t	David Carr to Corey Bradford at Miami, 9/7/03
77t	Deshaun Watson to Will Fuller V vs. Jacksonville, 11/8/20
	Matt Schaub to Andre Johnson vs. Kansas City, 9/9/07

**PASSING YARDS PER COMPLETION****Seasons Leading Team (224 attempts/season)**

7	Matt Schaub, 2007-13
5	David Carr, 2002-06

**Consecutive Seasons Leading Team**

7	Matt Schaub, 2007-13
5	David Carr, 2002-06

**Career (1,500 attempts)**

12.26	Deshaun Watson, 2017-20
11.90	Matt Schaub, 2007-13
10.77	David Carr, 2002-06

**Season (204 attempts)**

13.93	Matt Schaub, 2011
13.48	Deshaun Watson, 2017
12.85	Case Keenum, 2013
12.63	Deshaun Watson, 2020
12.60	Ryan Fitzpatrick, 2014
12.39	David Carr, 2004
12.12	Matt Schaub, 2008

**Season, Rookie (204 attempts)**

13.48	Deshaun Watson, 2017
11.12	David Carr, 2002

**Game (20 attempts)**

21.16	Deshaun Watson at Seattle, 10/29/17
20.36	Matt Schaub vs. Oakland, 10/04/09
18.71	Deshaun Watson at Detroit 11/26/20
18.17	David Carr vs. Buffalo, 10/13/02
18.13	Case Keenum vs. New England, 12/01/13
18.07	Case Keenum at Kansas City, 10/20/13

**PASSING YARDS PER ATTEMPT****Seasons Leading Team (224 attempts/season)**

6	Matt Schaub, 2007-12
5	David Carr, 2002-06

**Consecutive Seasons Leading Team**

6	Matt Schaub, 2007-12
5	David Carr, 2002-06

**Career (1,500 attempts)**

8.32	Deshaun Watson, 2017-20
7.69	Matt Schaub, 2007-13
6.47	David Carr, 2002-06

**Season (204 attempts)**

8.87	Deshaun Watson, 2020
8.49	Matt Schaub, 2011
8.33	Deshaun Watson, 2017
8.25	Deshaun Watson, 2018
8.18	Matt Schaub, 2009
8.01	Matt Schaub, 2010
7.96	Ryan Fitzpatrick, 2014
7.78	Deshaun Watson, 2019

**Season, Rookie (204 attempts)**

8.33	Deshaun Watson, 2017
6.76	Davis Mills, 2021
5.84	David Carr, 2002

**Game (20 attempts)**

13.40	Deshaun Watson at Seattle, 10/29/17
12.91	Deshaun Watson vs. Atlanta, 10/6/19
12.87	Matt Schaub at Tennessee, 10/23/11
12.72	Deshaun Watson at Detroit 11/26/20
11.95	Deshaun Watson vs. Miami, 10/25/18
11.50	Matt Schaub vs. Jacksonville, 01/02/11
10.85	Ryan Fitzpatrick vs. Tennessee, 11/30/14

**Average Gain, Game, Opponent (20 attempts)**

15.59	Steve McNair at Tennessee, 10/12/03
13.17	Marcus Mariota vs. Tennessee, 11/26/18
12.83	Philip Rivers vs. San Diego, 11/7/10
12.10	Ben Roethlisberger vs. Pittsburgh, 9/18/05
11.85	Peyton Manning at Indianapolis, 11/14/04

**PASSING TOUCHDOWNS****Seasons Leading Team**

6	Matt Schaub, 2008-13
5	David Carr, 2002-06

**Consecutive Seasons Leading Team**

6	Matt Schaub, 2008-13
5	David Carr, 2002-06

**Career**

124	Matt Schaub, 2007-13
104	Deshaun Watson, 2017-20
59	David Carr, 2002-06
33	Davis Mills, 2021-
24	Sage Rosenfels, 2006-08
19	Brian Hoyer, 2015

**Season**

33	Deshaun Watson, 2020
29	Matt Schaub, 2009
26	Deshaun Watson, 2019 Deshaun Watson, 2018
25	Matt Schaub, 2010
22	Matt Schaub, 2012
19	Deshaun Watson, 2017 Brian Hoyer, 2015

**Season, Rookie**

19	Deshaun Watson, 2017
16	Davis Mills, 2021
9	David Carr, 2002
3	T.J. Yates, 2011

**Game**

6	Ryan Fitzpatrick vs. Tennessee, 11/30/14
5	Deshaun Watson vs. Atlanta, 10/6/19 Deshaun Watson vs. Miami, 10/25/18 Deshaun Watson vs. Kansas City, 10/8/17 Matt Schaub vs. Jacksonville, 11/18/12
4	Deshaun Watson at Seattle, 10/1/17 Deshaun Watson vs. Tennessee, 10/29/17 Deshaun Watson at Tennessee, 10/18/20 Deshaun Watson at Detroit, 11/26/20 Matt Schaub at Denver, 9/23/12 Matt Schaub at Cincinnati, 10/18/09 Matt Schaub at Tennessee, 9/20/09 Sage Rosenfels vs. Tennessee, 10/21/07

**Game, Opponent**

6	Aaron Rodgers vs. Green Bay, 10/14/12
5	Daunte Culpepper vs. Minnesota, 10/10/04 Peyton Manning at Indianapolis, 11/14/04 Tom Brady at New England, 9/24/17

**Games, Four or More Touchdown Passes, Career**

7	Deshaun Watson, 2017-20
4	Matt Schaub, 2009-12
1	Ryan Fitzpatrick, 2014 Sage Rosenfels, 2007

**Games, Four or More Touchdown Passes, Season**

3	Deshaun Watson, 2017
2	Deshaun Watson, 2020 Matt Schaub, 2012 Matt Schaub, 2009
1	Deshaun Watson, 2019 Deshaun Watson, 2018 Ryan Fitzpatrick, 2014 Sage Rosenfels, 2007

**Consecutive Games, Touchdown Passes**

20	Deshaun Watson, 9/24/17 - 12/23/18
16	Matt Schaub, 11/14/10 - 10/30/11
12	Matt Schaub, 11/8/09 - 10/3/10 Sage Rosenfels, 10/14/07 - 11/9/08
11	Deshaun Watson, 9/10/20 - 11/26/20
8	David Carr, 9/18/05 - 11/13/05
6	Davis Mills, 12/12/21 - 9/11/22

Brian Hoyer, 9/13/15 - 11/1/15
Matt Schaub, 10/21/12 - 12/2/12
Matt Schaub, 9/20/09 - 10/25/09
David Carr, 9/19/04 - 10/31/04

**PASSES HAD INTERCEPTED****Career**

78	Matt Schaub, 2007-13
65	David Carr, 2002-06
36	Deshaun Watson, 2017-20
25	Davis Mills, 2021-
23	Sage Rosenfels, 2006-08

**Season**

16	Brock Osweiler, 2016
15	Davis Mills, 2022 Matt Schaub, 2009 David Carr, 2002
14	Matt Schaub, 2013 David Carr, 2004

**Game**

4	Sage Rosenfels vs. Baltimore, 11/9/08 David Carr at New England, 12/17/06 Davis Mills at Buffalo, 10/3/21
---	---

**Game, Opponent**

4	Ryan Tannehill at Tennessee, 11/21/21 Jameis Winston at Tampa Bay, 12/21/19 David Garrard at Jacksonville, 11/12/06 Steve McNair at Tennessee, 10/17/04
---	--

**Consecutive Passes without an Interception**

238	Deshaun Watson 10/11/20 - 12/06/20
216	Deshaun Watson 11/18/18 - 1/05/19
159	Deshaun Watson 9/09/19 - 10/13/19
117	Deshaun Watson 12/06/20 - 1/03/21
110	Matt Schaub 11/14/10 - 12/2/10
105	Case Keenum 10/20/13 - 11/17/13

**Attempts, No Interceptions, Game**

49	Davis Mills vs. Seattle, 12/12/21
44	Tom Savage vs. Indianapolis, 11/5/17
43	Case Keenum at Arizona, 11/10/13
42	David Carr vs. Minnesota, 10/10/04
41	Brock Osweiler at Denver, 10/24/16 David Carr at Denver, 11/7/04 Deshaun Watson at Indianapolis, 12/20/20
40	Davis Mills vs. Jacksonville, 1/1/23 Deshaun Watson at Philadelphia, 12/23/18 Matt Schaub at St. Louis, 12/20/09 Matt Schaub at Jacksonville, 9/28/08 Matt Schaub at Atlanta, 9/30/07

**Attempts, No Interceptions, Game, Opponent**

62	Andrew Luck at Indianapolis, 9/30/18
61	Matthew Stafford at Detroit, 11/22/12
57	Peyton Manning vs. Indianapolis, 9/12/10
52	Peyton Manning at Denver, 9/23/12
51	Peyton Manning vs. Denver, 12/22/13



## LOWEST INTERCEPTION PERCENTAGE

## Seasons Leading Team

6	Matt Schaub, 2007-12
5	David Carr, 2002-06

## Career (1,500 attempts)

2.6	Matt Schaub, 2007-13
2.1	Deshaun Watson, 2017-20
3.1	David Carr, 2002-06

## Season (224 attempts)

1.3	Deshaun Watson, 2020
1.8	Deshaun Watson, 2018
1.9	Brian Hoyer, 2015
2.1	Matt Schaub, 2011
2.1	Matt Schaub, 2010
2.2	Matt Schaub, 2012
2.4	Case Keenum, 2013
2.4	Deshaun Watson, 2019

## Season, Rookie (204 attempts)

2.54	Davis Mills, 2021
3.38	David Carr, 2002
3.92	Deshaun Watson, 2017

## TIMES SACKED

## Career

249	David Carr, 2002-06
174	Deshaun Watson, 2017-20
160	Matt Schaub, 2007-13
62	Davis Mills, 2021-
36	T.J. Yates, 2011-13, 2015, 2017
27	Tom Savage, 2014-17
	Brock Osweiler, 2016

## Season

*76	David Carr, 2002
68	David Carr, 2005
62	Deshaun Watson, 2018
49	Deshaun Watson, 2020
	David Carr, 2004

\* NFL record

## Game

9	David Carr at San Diego, 9/15/03
8	David Carr at Cleveland, 10/20/02
	David Carr vs. Pittsburgh, 9/18/05
7	Deshaun Watson vs. Buffalo, 10/14/18
	Deshaun Watson at Indianapolis, 9/30/18
	David Carr vs. Tennessee, 10/9/05
	David Carr at Cincinnati, 10/2/05
	David Carr at Philadelphia, 9/29/02

## Game, Opponent

8	Blake Bortles vs. Jacksonville, 1/3/16
7	Zach Mettenberger vs. Tennessee, 11/1/15
6	Marcus Mariota vs. Tennessee, 11/26/18
	Jake Locker at Tennessee, 12/2/12
	Blaine Gabbert at Jacksonville, 11/27/11
	Tommy Maddox at Pittsburgh, 12/8/02

## RECEIVING

## RECEPTIONS

## Seasons Leading Team

10	Andre Johnson, 2003-06, 08-10, 12-14
5	DeAndre Hopkins, 2015-19

## Consecutive Seasons Leading Team

5	DeAndre Hopkins, 2015-19
4	Andre Johnson, 2003-06
3	Andre Johnson, 2008-10
	Andre Johnson, 2012-14

## Career

1,012	Andre Johnson, 2003-14
632	DeAndre Hopkins, 2013-19
385	Owen Daniels, 2006-13
326	Kevin Walter, 2006-12

## Seasons, 50 or More Pass Receptions

11	Andre Johnson, 2003-10, 2012-14
7	DeAndre Hopkins, 2013-19
4	Kevin Walter, 2007-10
	Owen Daniels, 2007-08, 2011-12
3	Brandin Cooks, 2020-22
2	Arian Foster, 2010-11

## Season

115	DeAndre Hopkins, 2018
	Andre Johnson, 2008
112	Andre Johnson, 2012
111	DeAndre Hopkins, 2015
109	Andre Johnson, 2013
104	DeAndre Hopkins, 2019
103	Andre Johnson, 2006

## Season, Rookie

66	Andre Johnson, 2003
52	DeAndre Hopkins, 2013
50	Steve Slaton, 2008
47	Will Fuller V, 2016
	Domanick Williams#, 2003
	# - Domanick Williams known as Domanick Davis prior to 2006.

## Game

14	Will Fuller V vs. Atlanta, 10/6/19
	Andre Johnson vs. Jacksonville, 11/18/12 (OT)
13	Andre Johnson at Jacksonville, 12/5/13
12	7x - last: DeAndre Hopkins vs. Jacksonville, 12/30/18

## Game, Opponent

14	Dallas Clark at Indianapolis, 11/8/09
13	Davante Adams vs. Green Bay, 10/25/20
	Keenan Allen at L.A. Chargers, 9/22/19
12	5x - last: Zach Ertz at Philadelphia, 12/23/18

## Consecutive Games Played, Pass Reception

133	Andre Johnson, 11/6/05 – 12/21/14
110	DeAndre Hopkins, 9/9/13 – 12/21/19
88	Owen Daniels, 12/10/06 – 10/6/13
44	Will Fuller V, 9/11/16 – 9/10/20



37	Arian Foster, 1/3/10 – 10/21/12
35	Andre Johnson, 9/7/03 – 10/2/05
	Kevin Walter, 9/7/08 – 10/10/10

## RECEIVING YARDS GAINED

## Seasons Leading Team

10	Andre Johnson, 2003-10, 12-13
6	DeAndre Hopkins, 2014-19
3	Brandin Cooks, 2020-22
1	Owen Daniels, 2011
	Corey Bradford, 2002

## Consecutive Seasons Leading Team

8	Andre Johnson, 2003-10
6	DeAndre Hopkins, 2014-19
3	Brandin Cooks, 2020-22

## Career

13,597	Andre Johnson, 2003-14
8,602	DeAndre Hopkins, 2013-19
4,617	Owen Daniels, 2006-13
4,083	Kevin Walter, 2006-12
3,110	Will Fuller V, 2016-20

## Seasons, 1,000 or More Yards

7	Andre Johnson – 2004, 2006, 2008-10, 2012-13
5	DeAndre Hopkins – 2014-15, 2017-19

## Season

1,598	Andre Johnson, 2012
1,575	Andre Johnson, 2008
1,572	DeAndre Hopkins, 2018
1,569	Andre Johnson, 2009
1,521	DeAndre Hopkins, 2015

## Season, Rookie

976	Andre Johnson, 2003
802	DeAndre Hopkins, 2013
635	Will Fuller V, 2016
483	Jabar Gaffney, 2002
446	Nico Collins, 2021
377	Steve Slaton, 2008

## Game

273	Andre Johnson vs. Jacksonville, 11/18/12 (OT)
238	DeAndre Hopkins vs. Tennessee, 11/30/14
229	Andre Johnson vs. Indianapolis, 11/3/13
224	DeAndre Hopkins at Seattle, 10/29/17
217	Will Fuller V vs. Atlanta, 10/6/19
207	Andre Johnson vs. Tennessee, 12/14/08
196	Andre Johnson at St. Louis, 12/20/09
193	Andre Johnson vs. Seattle, 12/13/09

## Game, Opponent

265	Lee Evans vs. Buffalo, 11/19/06
236	Justin Blackmon vs. Jacksonville, 11/18/12 (OT)
223	T.Y. Hilton vs. Indianapolis, 10/9/14
199	T.Y. Hilton vs. Indianapolis, 12/9/18
196	Davante Adams vs. Green Bay, 10/25/20
186	Keelan Cole at Jacksonville, 12/17/17
183	Keenan Allen at Los Angeles Chargers, 9/22/19

## Games, 100 or More Yards, Career

51	Andre Johnson, 2003-14
30	DeAndre Hopkins, 2013-19
13	Will Fuller V, 2016-20
8	Brandin Cooks, 2020-22
4	Owen Daniels, 2006-12
3	Arian Foster, 2009-15
	Corey Bradford, 2002-05
	Kevin Walter, 2006-12

## Games, 100 or More Yards, Season

8	Andre Johnson, 2008
7	DeAndre Hopkins, 2018
6	DeAndre Hopkins, 2015
	Andre Johnson, 2009-10, 2012-13
5	DeAndre Hopkins, 2017
	DeAndre Hopkins, 2019

## Consecutive Games, 100 or More Yards

4	Andre Johnson, 10/5/08 - 10/26/08
	DeAndre Hopkins, 9/27/15 - 10/18/15
3	Brandin Cooks, 12/27/20 - 9/12/21
	DeAndre Hopkins, 12/15/18 - 12/31/18
	Andre Johnson, 9/9/07 - 11/18/07

## Longest Reception

81	Corey Bradford from David Carr vs. Buffalo, 10/13/02
80t	Jacoby Jones from Matt Schaub at Tampa Bay, 11/13/11
78t	Arian Foster from Matt Schaub at Tampa Bay, 11/13/11
	Arian Foster from Matt Schaub at Tennessee, 10/23/11
	Corey Bradford from David Carr at Miami, 9/7/03
77t	Will Fuller from Deshaun Watson at Jacksonville, 11/8/20
	Andre Johnson from Matt Schaub vs. Kansas City, 9/9/07

## Longest Reception, Opponent

96t	Calvin Johnson vs. Detroit, 10/19/08
94t	Robert Woods at Los Angeles Rams, 11/12/17
86t	Brandon LaFell vs. Cincinnati, 12/24/16
84t	Troy Edwards vs. Jacksonville, 10/28/03
83t	Nelson Agholor at Philadelphia, 12/23/18
	Lee Evans vs. Buffalo, 11/19/06

## RECEIVING AVERAGE

## Average Gain, Career (200 receptions)

14.9	Will Fuller V, 2016-20
13.6	DeAndre Hopkins, 2013-19
13.4	Andre Johnson, 2003-14
12.7	Brandin Cooks, 2020-22
12.5	Kevin Walter, 2006-12
12.0	Owen Daniels, 2006-13

## Average Gain, Season (32 receptions)

17.7	André Davis, 2007
16.6	Will Fuller V, 2020
15.9	DeAndre Hopkins, 2014
15.7	Will Fuller V, 2018
15.5	Andre Johnson, 2009
	Corey Bradford, 2002
15.4	DeAndre Hopkins, 2013
	Jabar Gaffney, 2004



## Average Gain, Game (min. 3 receptions)

30.5	Andre Johnson at Buffalo, 11/16/03 (4-122)
28.7	Andre Johnson at Detroit, 9/19/04 (3-86)
28.5	Will Fuller V at Detroit, 11/26/20 (6-171)
28.0	DeAndre Hopkins at Seattle, 10/29/17 (8-224) Chris Conley vs. New England, 10/10/21
27.7	Teagan Quitoriano at Indianapolis, 1/8/23 Brandin Cooks at Jacksonville, 11/8/20
27.3	Nico Collins vs. Los Angeles Chargers, 11/8/22 Jabar Gaffney at Chicago, 12/19/04 (4-109)
26.5	Joel Dreessen at N.Y. Jets, 11/21/10 (4-106)
26.4	Brandin Cooks vs. Jacksonville, 9/12/21 (5-132) DeAndre Hopkins vs. Tennessee, 11/30/14 (9-238)

## RECEIVING TOUCHDOWNS

### Seasons Leading Team

8	Andre Johnson, 2003-04, 2006-10, 2013
6	DeAndre Hopkins, 2014-19
3	Corey Bradford, 2002-03, 2005

### Consecutive Seasons Leading Team

6	DeAndre Hopkins, 2015-19
5	Andre Johnson, 2006-10

### Career

64	Andre Johnson, 2003-14
54	DeAndre Hopkins, 2013-19
29	Owen Daniels, 2006-13
24	Will Fuller V, 2016-20 Kevin Walter, 2006-12
18	Corey Bradford, 2002-05

### Season

13	DeAndre Hopkins, 2017
11	DeAndre Hopkins, 2018 DeAndre Hopkins, 2015
9	Andre Johnson, 2009
8	Will Fuller, 2020 Andre Johnson, 2010 Andre Johnson, 2008 Kevin Walter, 2008 Andre Johnson, 2007

### Season, Rookie

5	Owen Daniels, 2006
4	Jordan Thomas, 2018 Andre Johnson, 2003

### Game

3	Will Fuller V vs. Atlanta, 10/7/19 DeAndre Hopkins vs. Kansas City, 10/8/17 Andre Johnson vs. Indianapolis, 11/3/13
---	---

### Game, Rookie

2	Jordan Thomas vs. Miami, 10/25/18 Jaelen Strong vs. Indianapolis, 10/8/15 Owen Daniels at Tennessee, 10/29/06 Andre Johnson vs. Kansas City, 9/21/03
---	---

### Game, Opponent

3	T.Y. Hilton vs. Indianapolis, 11/3/13 Jordy Nelson vs. Green Bay, 10/14/12
---	---

Vernon Davis vs. San Francisco, 10/25/09
Steve Smith at Carolina, 9/16/07
Terrell Owens at Dallas, 10/15/06
Derrick Mason at Tennessee, 10/12/03

## Consecutive Games, Touchdowns

6	Will Fuller V, 9/27/20 - 11/8/20
5	DeAndre Hopkins, 10/14/18 - 11/18/18 DeAndre Hopkins, 10/1/17 - 11/5/17
4	Will Fuller V, 10/1/17 - 10/29/17 Arian Foster, 10/20/14 - 11/30/14 Andre Johnson, 12/13/10 - 9/18/11 Andre Johnson, 12/2/07 - 12/23/07

## PUNTING

### PUNTING

### Seasons Leading Team

5	Shane Lechler, 2013-17 Chad Stanley, 2002-06
4	Matt Turk, 2007-10

### Consecutive Seasons Leading Team

5	Shane Lechler, 2013-17 Chad Stanley, 2002-06
4	Matt Turk, 2007-10

### PUNTS

### Career

437	Chad Stanley, 2002-06
430	Shane Lechler, 2013-17
254	Matt Turk, 2007-11
176	Cameron Johnston, 2021-
99	Bryan Anger, 2019-20
88	Donnie Jones, 2012

### Season

114	Chad Stanley, 2002
97	Chad Stanley, 2003
95	Shane Lechler, 2015
92	Shane Lechler, 2017
88	Cameron Johnston, 2022 Cameron Johnston, 2021 Shane Lechler, 2013 Donnie Jones, 2012

### Game

11	Shane Lechler at Jacksonville, 12/17/17 Chad Stanley at Indianapolis, 12/1/02
10	Donnie Jones at Tennessee, 12/2/12 Brett Hartmann at Jacksonville, 11/27/11 Chad Stanley at Jacksonville, 12/7/03 Chad Stanley at Pittsburgh, 12/8/02 Chad Stanley at San Diego, 9/15/02 Chad Stanley vs. Dallas, 9/8/02

### Game, Opponent

11	Marquette King vs. Oakland, 11/17/13
10	Darren Bennett at San Diego, 9/15/02



9 8 times, last Logan Cooke vs. Jacksonville, 12/30/18

### Longest Punt

71	Bryan Anger vs. Carolina, 9/29/19
	Shane Lechler vs. Indianapolis, 10/9/14
69	Cameron Johnston at Arizona, 10/24/21
	Brett Hartmann at Miami, 9/18/11
68	Shane Lechler at New England, 9/24/17
67	Bryan Anger vs. Green Bay, 10/25/20
	Cameron Johnston vs. Philadelphia, 11/3/22
66	Donnie Jones at Denver, 9/23/12
	Brett Hartmann vs. Atlanta, 12/4/11
65	Shane Lechler at Oakland, 9/14/14
	Shane Lechler at Arizona, 11/10/13
	Donnie Jones vs. Minnesota, 12/23/12

### Longest Punt, Opponent

75	Mat McBriar at Dallas, 10/15/06
74	Sam Koch vs. Baltimore, 11/9/08
71	Brett Kern vs. Tennessee, 10/2/16
70	Matt Haack vs. Indianapolis, 9/11/22
	Brett Kern at Tennessee, 12/2/12
	Brandon Fields vs. Miami, 9/18/11

### PUNT AVERAGE

#### Career (250 punts)

47.6	Shane Lechler, 2013-17
42.3	Matt Turk, 2007-11
41.0	Chad Stanley, 2002-06

#### Season (40 punts)

49.0	Shane Lechler, 2017
48.1	Cameron Johnston, 2022
47.6	Shane Lechler, 2013
47.5	Shane Lechler, 2016
47.3	Shane Lechler, 2015
47.2	Donnie Jones, 2012
46.7	Cameron Johnston, 2021
46.5	Bryan Anger, 2019
46.4	Bryan Anger, 2020

#### Game (4 punts)

58.9	Shane Lechler at Arizona, 11/10/13 (7 punts)
58.5	Shane Lechler at New England, 9/24/17 (4 punts)
54.5	Shane Lechler vs. Indianapolis, 10/9/14 (4 punts)
54.2	Donnie Jones at Denver, 9/23/12 (5 punts)
53.6	Cameron Johnston at Denver, 9/18/22 (5 punts)
53.0	Shane Lechler at Seattle, 10/29/17 (5 punts)

#### Game, Opponent (4 punts)

56.8	Shane Lechler at Oakland, 12/3/06 (4 punts)
	Mat McBriar at Dallas, 10/15/06 (4 punts)
53.9	Brett Nortman at Carolina, 9/20/15 (7 punts)
53.4	Shane Lechler vs. Oakland, 10/4/09 (8 punts)
52.8	Mike Scifres at San Diego, 10/28/07 (5 punts)
52.5	Brad Nortman vs. Jacksonville, 12/18/16 (6 punts)

### PUNTS HAD BLOCKED

#### Consecutive Punts, None Blocked

327	Chad Stanley, 2002-06
324	Shane Lechler, 2014-17
254	Matt Turk, 2007-11
176	Cameron Johnston, 2021-22
99	Shane Lechler, 2013-14
	Bryan Anger, 2019-20

#### Punts Had Blocked, Career

2	Chad Stanley, 2002-06
1	Shane Lechler, 2013-15

#### Punts Had Blocked, Season

2	Chad Stanley, 2002
1	Shane Lechler, 2014

### PUNTS INSIDE THE 20

#### Career

147	Shane Lechler, 2013-17
135	Chad Stanley, 2002-06
88	Matt Turk, 2007-11
74	Cameron Johnston, 2021-22

#### Season

37	Cameron Johnston, 2022
	Cameron Johnston, 2021
36	Trevor Daniel, 2018
	Chad Stanley, 2002
	Chad Stanley, 2003
34	Shane Lechler, 2013
32	Shane Lechler, 2017

#### Game

6	Chad Stanley vs. Dallas, 9/8/02
5	Cameron Johnston at Chicago, 9/25/22
	Cameron Johnston at Tennessee, 11/21/21
	Cameron Johnston at Chicago, 9/25/22
	Shane Lechler vs. Indianapolis, 11/5/17
	Shane Lechler vs. Tennessee, 9/15/13
	Donnie Jones at Tennessee, 12/2/12
	Chad Stanley at San Francisco, 1/1/06

#### Game, Opponent

7	Brett Kern at Tennessee, 12/27/15
6	Andy Lee vs. Arizona, 11/19/17
	Ryan Allen at New England, 9/22/16
	Brett Kern at Tennessee, 12/29/13
5	Sam Koch at Baltimore, 11/27/17
	Pat McAfee at Indianapolis, 12/20/15
	Sam Koch vs. Baltimore, 12/13/10
	Mike Scifres at San Diego, 10/28/07
	Craig Hentrich vs. Tennessee, 12/10/06



## PUNT RETURNS

## PUNT RETURNS

## Seasons Leading Team

5	Jacoby Jones, 2007-11
3	Keshawn Martin, 2012-14
2	Tyler Ervin, 2016, 2018 J.J. Moses, 2003-04 DeAndre Carter, 2019-20

## Career

179	Jacoby Jones, 2007-11
86	Keshawn Martin, 2012-15
72	J.J. Moses, 2003-04

## Season

49	Jacoby Jones, 2011
39	Jacoby Jones, 2009 Keshawn Martin, 2013
36	Keith Mumphery, 2015 J.J. Moses, 2003-04 Jermaine Lewis, 2002
33	Desmond King II, 2022

## Season, Rookie

36	Keith Mumphery, 2015
30	Jacoby Jones, 2007
27	Tyler Ervin, 2016
22	Keshawn Martin, 2012
12	Jerome Mathis, 2005

## Game

7	Keshawn Martin vs. Oakland, 11/17/13 Jacoby Jones at Jacksonville, 11/27/11 Jacoby Jones vs. Oakland, 10/4/09
6	DeAndre Carter vs. Jacksonville, 12/30/18 Trindon Holliday at Jacksonville, 9/16/12 Keith Mumphery at Carolina, 9/20/15

## Game, Opponent

6	Jabrill Peppers vs. Cleveland, 10/15/17 Alex Erickson vs. Cincinnati, 12/24/16 Patrick Peterson at Arizona, 11/10/13 Marcus Sherels vs. Minnesota, 12/23/12 Darius Reynaud at Tennessee, 12/2/12 David Allen at Jacksonville, 12/7/03 Antwaan Randle El at Pittsburgh, 12/8/02 Troy Walters at Indianapolis, 12/1/02
---	---

## FAIR CATCHES

## Career

60	Jacoby Jones, 2007-11
55	Keshawn Martin, 2012-14
34	Tyler Ervin, 2016-18
31	DeAndre Carter, 2018-20
23	Desmond King II, 2021-
20	J.J. Moses, 2003-04

## Season

24	Keshawn Martin, 2014
----	----------------------

21	Keshawn Martin, 2013
18	DeAndre Carter, 2019
17	Jacoby Jones, 2008 Jermaine Lewis, 2002
16	Desmond King II, 2021-22
15	Jacoby Jones, 2010

## Game

5	Tyler Ervin at New England, 9/22/16
4	Tyler Ervin vs. Cincinnati, 12/24/16 Tyler Ervin vs. Chicago, 9/11/16 Keshawn Martin vs. Indianapolis, 10/9/14 Keshawn Martin at Tennessee, 12/29/13 Dexter Wynn vs. Buffalo, 11/19/06 Jermaine Lewis vs. Dallas, 9/8/02

## Game, Opponent

5	Dante Hall vs. Kansas City, 9/21/03
4	7 times, last by Ace Sanders vs. Jacksonville, 11/24/2013

## PUNT RETURN YARDS GAINED

## Seasons Leading Team

5	Jacoby Jones, 2007-11
3	Keshawn Martin, 2012-14
2	Desmond King, 2021-22 Tyler Ervin, 2016, 2018 J.J. Moses, 2003-04

## Career

1,820	Jacoby Jones, 2007-11
766	Keshawn Martin, 2012-15
553	J.J. Moses, 2003-04
496	Tyler Ervin, 2016-18
463	Desmond King II, 2021-22

## Season

518	Jacoby Jones, 2011
427	Jacoby Jones, 2009
386	Jacoby Jones, 2008

## Season, Rookie

286	Jacoby Jones, 2007
280	Keith Mumphery, 2015
267	Keshawn Martin, 2012
261	Tyler Ervin, 2016

## Game

125	Keshawn Martin vs. Oakland, 11/17/13
100	Jacoby Jones at Arizona, 10/11/09
92	Avion Black vs. Baltimore, 12/15/02
91	Jacoby Jones at Jacksonville, 11/27/11 Jacoby Jones vs. Indianapolis, 9/11/11

## Game, Opponent

100	Marcus Sherels at Minnesota, 10/9/16
93	Tandon Doss at Baltimore, 9/22/13
86	Donovan Peoples-Jones vs. Cleveland, 12/4/22
82	Eli Rogers vs. Pittsburgh, 12/25/17
81	DeAnthony Thomas vs. Kansas City, 9/13/15
80	Johnnie Lee Higgins at Oakland, 12/21/08 Adam Jones at Tennessee, 12/11/05



## Longest Punt Return

87	Keshawn Martin vs. Oakland, 11/17/13
79t	Jacoby Jones vs. Indianapolis, 9/11/11
76	Avion Black vs. Baltimore, 12/15/02
74	Jacoby Jones vs. Indianapolis, 9/23/07
73t	Jacoby Jones vs. Cincinnati, 10/26/08

## PUNT RETURN AVERAGE

### Career (75 returns)

10.2	Jacoby Jones, 2007-11
8.9	Keshawn Martin, 2012-14

### Season (20 returns)

12.14	Keshawn Martin, 2012
12.06	Jacoby Jones, 2008
10.92	Jacoby Jones, 2009
10.57	Jacoby Jones, 2011
9.73	DeAndre Carter, 2019

### Season, rookie (20 returns)

12.1	Keshawn Martin, 2012
9.7	Tyler Ervin, 2016

### Game (3 returns)

30.7	Avion Black vs. Baltimore, 12/15/02
30.3	Jacoby Jones vs. Indianapolis, 9/11/11
21.8	Jacoby Jones vs. Miami, 10/12/08
20.0	Jacoby Jones at Arizona, 10/11/09

### Game, Opponent (3 returns)

28.7	Donovan Peoples-Jones vs. Cleveland, 12/4/22
26.7	Adam Jones at Tennessee, 12/11/05
25.0	Marcus Sherels vs. Minnesota, 10/9/16
22.3	Griff Whalen at Indianapolis, 12/16/13

## PUNT RETURN TOUCHDOWNS

### Career

3	Jacoby Jones, 2007-11
1	Keshawn Martin, 2012-15
	Avion Black, 2002
	Will Fuller V, 2016-20

### Season

2	Jacoby Jones, 2008
1	Keshawn Martin, 2013
	Jacoby Jones, 2011
	Avion Black, 2002
	Will Fuller V, 2016

### Game

1	Will Fuller V vs. Tennessee, 10/2/16 (67 yards)
	Keshawn Martin vs. Oakland, 11/17/13 (87)
	Jacoby Jones vs. Indianapolis, 9/11/11 (79)
	Jacoby Jones vs. Cincinnati, 10/26/08 (73)
	Jacoby Jones vs. Miami, 10/12/08 (70)
	Avion Black vs. Baltimore, 12/15/02 (76)

### Game, Opponent

1	Donovan Peoples-Jones vs. Cleveland, 12/4/22 (76)
	Tyreek Hill vs. Kansas City, 10/8/17 (82)
	Marcus Sherels at Minnesota, 10/9/16 (79)
	Tandon Doss at Baltimore, 9/22/13 (82)

	Marcus Thigpen vs. Miami, 9/9/12 (72)
	Johnnie Lee Higgins at Oakland, 12/21/08 (80)
	Adam Jones at Tennessee, 10/29/06 (53)
	Adam Jones at Tennessee, 12/11/05 (52)
	Dante Hall vs. Kansas City, 9/21/03 (73)

## KICKOFF RETURNS

## KICKOFF RETURNS

### Seasons Leading Team

3	André Davis, 2007-09
2	Tremon Smith, 2021-22
	Tyler Ervin, 2016, 2018
	Keshawn Martin, 2012-13
	Danieal Manning, 2011, 2014
	J.J. Moses, 2003-04
	DeAndre Carter, 2019-20

### Career

117	J.J. Moses, 2003-04
108	André Davis, 2007-09
72	Jerome Mathis, 2005-07
68	Keshawn Martin, 2012-15

### Season

59	J.J. Moses, 2004
58	J.J. Moses, 2003
54	Jerome Mathis, 2005

### Season, Rookie

54	Jerome Mathis, 2005
31	Keshawn Martin, 2012
20	Vernand Morency, 2005

### Game

8	Dexter Wynn at New England, 12/17/06
7	10x - last: Jacoby Jones at Indianapolis, 11/1/2010

### Game, Opponent

7	Devin Moore vs. Indianapolis, 9/12/10
	Reggie Swinton vs. Arizona, 12/18/05
	Doug Gabriel vs. Oakland, 10/3/04

## KICKOFF RETURN YARDS

### Seasons Leading Team

3	André Davis, 2007-09
2	Tremon Smith, 2021-22
	Tyler Ervin, 2016, 2018
	Keshawn Martin, 2012-13
	J.J. Moses, 2003-04
	Danieal Manning, 2011, 2014
	DeAndre Carter, 2019-20

### Career

2,743	André Davis, 2007-09
2,658	J.J. Moses, 2003-04
2,054	Jerome Mathis, 2005-07
1,707	Keshawn Martin, 2012-15

### Season

1,542	Jerome Mathis, 2005
-------	---------------------





1,355 J.J. Moses, 2003

1,303 J.J. Moses, 2004

**Season, Rookie**

1,542 Jerome Mathis, 2005

741 Keshawn Martin, 2012

437 Vernand Morency, 2005

**Game**

266 Jerome Mathis vs. Kansas City, 11/20/05

Jerome Mathis vs. Indianapolis, 10/23/05

234 André Davis vs. Jacksonville, 12/30/07

233 Jerome Mathis vs. Indianapolis, 9/23/07

186 J.J. Moses at Cincinnati, 11/9/03

**Game, Opponent**

233 David Reed vs. Baltimore, 12/13/10

199 Doug Gabriel vs. Oakland, 10/3/04

196 Jacoby Jones vs. Baltimore, 10/21/12

187 Danieal Manning vs. Chicago, 12/28/08

178 Fred Jackson at Buffalo, 11/1/09

**Longest, Game (All TDs)**

104 André Davis vs. Jacksonville, 12/30/07

99 Jerome Mathis vs. Kansas City, 11/20/05

98 Tremon Smith at Jacksonville, 12/19/21

97 André Davis vs. Jacksonville, 12/30/07

André Davis vs. Tampa Bay, 12/9/07

95 Jacoby Jones vs. Oakland, 10/4/09

**Longest, Game, Opponent (ALL TDS)**

103 David Reed vs. Baltimore, 12/13/10

101 Deji Karim at Indianapolis, 12/30/12

100 Marqise Lee vs. Jacksonville, 12/18/16

Joe McKnight at N.Y. Jets, 10/8/12

99 Eddie Drummond at Detroit, 9/19/04

**KICKOFF RETURN AVERAGE****Career (75 returns)**

25.4 André Davis, 2007-09

22.7 J.J. Moses, 2003-04

**Season (20 returns)**

30.3 André Davis, 2007

28.6 Jerome Mathis, 2005

26.6 Jacoby Jones, 2009

**Season, Rookie (20 returns)**

28.6 Jerome Mathis, 2005

23.1 Keshawn Martin, 2012

**Game (3 returns)**

46.8 André Davis vs. Jacksonville, 12/30/07

38.0 Jerome Mathis vs. Kansas City, 11/20/05

Jerome Mathis vs. Indianapolis, 10/23/05

37.0 Jerome Mathis at Oakland, 12/3/06

**Game, Opponent (3 returns)**

53.0 Deji Karim at Indianapolis, 12/30/12

42.0 André Davis at Cleveland, 10/20/02

39.3 Eddie Drummond at Detroit, 9/19/04

38.8 David Reed vs. Baltimore, 12/13/10

**KICKOFF RETURN TOUCHDOWNS****Career**3 André Davis, 2007  
Jerome Mathis, 2005, 2007  
1 Tremon Smith, 2021  
Jacoby Jones, 2009**Season**3 André Davis, 2007  
2 Jerome Mathis, 2005  
1 Tremon Smith, 2021  
Jacoby Jones, 2009  
Jerome Mathis, 2007**Rookie, Season**

2 Jerome Mathis, 2005

**Game**\*2 André Davis vs. Jacksonville, 12/30/07 (104 and 97 yards)  
1 Tremon Smith at Jacksonville, 12/19/21 (98)  
Jacoby Jones vs. Oakland, 10/4/09 (95)  
André Davis vs. Tampa Bay, 12/9/07 (97)  
Jerome Mathis vs. Indianapolis, 9/23/07 (94)  
Jerome Mathis vs. Kansas City, 11/20/05 (99)  
Jerome Mathis vs. Indianapolis, 10/23/05 (89)

\* Tied NFL record

**Game, Opponent**1 Marqise Lee vs. Jacksonville, 12/18/16 (100 yards)  
Deji Karim at Indianapolis, 12/30/12 (101)  
Joe McKnight at N.Y. Jets, 10/8/12 (100)  
David Reed vs. Baltimore, 12/13/10 (103)  
Ellis Hobbs at New England, 12/17/06 (93)  
Eddie Drummond at Detroit, 9/19/04 (99)  
André Davis at Cleveland, 10/20/02 (95)**BLOCKED PUNTS****BLOCKED PUNTS****Career**2 Bryan Braman, 2011-13  
Ramon Walker, 2002-05  
1 Buddy Howell, 2020  
Tyrell Adams, 2018-19  
Alfred Blue, 2014-18  
Antwan Peek, 2003-05  
Jimmy McClain, 2002**Season**2 Bryan Braman, 2012  
1 Ramon Walker, 2005  
Antwan Peek, 2004  
Ramon Walker, 2003  
Jimmy McClain, 2002  
Alfred Blue, 2014  
Tyrell Adams, 2018  
Buddy Howell, 2020



## Game

- 1 Buddy Howell vs. Green Bay, 10/25/20  
Tyrell Adams vs. Buffalo, 10/14/18  
Alfred Blue vs. Washington, 9/7/14  
Bryan Braman vs. Indianapolis, 12/16/12  
Bryan Braman vs. Green Bay, 10/14/12  
Ramon Walker at San Francisco, 1/1/06  
Antwan Peek at Denver, 11/7/04  
Ramon Walker vs. New England, 11/23/03  
Jimmy McClain at Washington, 12/22/02

## Game, Opponent

- 1 Demontre Moore at N.Y. Giants, 9/21/14  
Rocky Boiman vs. Tennessee, 12/29/02  
Eric Westmoreland at Jacksonville, 10/27/02

## BLOCKED PUNT RETURNS

## Career

- 1 Brennan Scarlett, 2016-20  
Alfred Blue, 2014-18  
DeVier Posey, 2012-14  
Bryan Braman, 2011-13  
Jonathan Wells, 2002-05  
Kevin Williams, 2002

## Season

- 1 Brennan Scarlett, 2018  
Alfred Blue, 2014  
DeVier Posey, 2012  
Bryan Braman, 2012  
Jonathan Wells, 2002  
Kevin Williams, 2002

## Game

- 1 Brennan Scarlett vs. Buffalo, 10/14/18  
Alfred Blue vs. Washington, 9/7/14 for TD  
Bryan Braman vs. Indianapolis, 12/16/12 for TD  
DeVier Posey vs. Green Bay, 10/14/12 for TD  
Jonathan Wells at Denver, 11/7/04  
Kevin Williams at Washington, 12/22/02 for TD

## SPECIAL TEAMS TOUCHDOWNS

## SPECIAL TEAMS TOUCHDOWNS

## Career

- 4 Jacoby Jones, 2007-11
- 3 André Davis, 2007-09  
Jerome Mathis, 2005-07

## Season

- 3 André Davis, 2007
- 2 Jerome Mathis, 2005  
Jacoby Jones, 2008

## Game

- \*2 André Davis vs. Jacksonville, 12/30/07 (104 KR and 97 KR)
- 1 Tremon Smith at Jacksonville, 12/19/21 (98 KR)  
Will Fuller V vs. Tennessee, 10/2/16 (67 PR)  
Alfred Blue vs. Washington, 9/7/14 (5 BP)

- Keshawn Martin vs. Oakland, 11/17/13 (87 PR)  
Bryan Braman vs. Indianapolis, 12/16/12 (8 BP)  
Devier Posey vs. Green Bay, 10/14/12 (0 BP)  
Jacoby Jones vs. Indianapolis, 9/11/11 (79 PR)  
Jacoby Jones vs. Oakland, 10/4/09 (95 KR)  
Jacoby Jones vs. Cincinnati, 10/26/08 (73 PR)  
Jacoby Jones vs. Miami, 10/12/08 (70 PR)  
André Davis vs. Tampa Bay, 12/9/07 (97 KR)  
Jerome Mathis vs. Indianapolis, 9/23/07 (94 KR)  
Jerome Mathis vs. Kansas City, 11/20/05 (99 KR)  
Jerome Mathis vs. Indianapolis, 10/23/05 (89 KR)  
Kevin Williams at Washington, 12/22/02 (0 BP)  
Avion Black vs. Baltimore, 12/15/02 (76 PR)

\* Tied NFL record

## INTERCEPTIONS

## INTERCEPTIONS

## Seasons Leading Team

- 3 Andre Hal, 2015, 2017-18
- 2 Kareem Jackson, 2012, 2014  
Johnathan Joseph, 2011, 2013  
Jason Allen, 2010-11  
Dunta Robinson, 2004, 2006

## Career

- 17 Johnathan Joseph, 2011-19
- 16 Kareem Jackson, 2010-18
- 13 Dunta Robinson, 2004-09
- 12 Andre Hal, 2014-18
- 11 Marcus Coleman, 2002-05  
Aaron Glenn, 2002-04
- 9 Quintin Demps, 2010-16
- 8 Brian Cushing, 2009-17
- 7 Jason Allen, 2010-11  
Justin Reid, 2018-21

## Season

- 7 Marcus Coleman, 2003
- 6 Quintin Demps, 2016  
Dunta Robinson, 2004
- 5 Jalen Pitre, 2022  
Aaron Glenn, 2004  
Aaron Glenn, 2002

## Season, Rookie

- 6 Dunta Robinson, 2004
- 5 Jalen Pitre, 2022
- 4 Brian Cushing, 2009
- 3 Justin Reid, 2018  
Fred Bennett, 2007
- 2 Dylan Cole, 2017  
Kareem Jackson, 2010

## Game

- 3 Glover Quin vs. Tennessee, 11/28/10
- 2 14x - last: Tremon Smith at Dallas, 12/11/22

**Game, Opponent**

2 16x - last: Richard Sherman at Seattle, 10/29/17

**Consecutive Games With An Interception**

4 Quintin Demps, 12/11/16-1/1/17

**INTERCEPTION YARDS****Seasons Leading Team**

3 Johnathan Joseph, 2012-13, 2017

**Gained, Career**

410 Johnathan Joseph, 2011-19

336 Kareem Jackson, 2010-18

228 Justin Reid, 2018-21

221 Aaron Glenn, 2002-04

217 Marcus Coleman, 2002-05

162 Dunta Robinson, 2004-09

**Season**

181 Aaron Glenn, 2002

146 Dunta Robinson, 2004

128 Justin Reid, 2018

121 Bernard Pollard, 2009

120 A.J. Bouye, 2014

116 Marcus Coleman, 2004

**Season, Rookie**

146 Dunta Robinson, 2004

128 Justin Reid, 2018

57 Jalen Pitre, 2022

47 Fred Bennett, 2007

28 Dylan Cole, 2017

26 Brian Cushing, 2009

**Game**

135 Aaron Glenn at Pittsburgh, 12/8/02

102 Marcus Coleman at Kansas City, 9/28/04

101 Justin Reid at Washington, 11/18/18

95 Marlon McCree vs. Tennessee, 12/21/03

**Game, Opponent**

102 Artrell Hawkins vs. Cincinnati, 11/3/02

99 Cortland Finnegan vs. Tennessee, 9/21/08

98 Alec Ogletree vs. St. Louis, 10/13/13

**Longest Return**

102t Marcus Coleman at Kansas City, 9/26/04

101t Justin Reid at Washington, 11/18/18

95t Marlon McCree vs. Tennessee, 12/21/03

86 Brice McCain at N.Y. Jets, 10/8/12

Whitney Mercilus at Tennessee, 12/15/19

82t Johnathan Joseph vs. Cleveland, 10/15/17

82 Kamu Grugier-Hill at Tennessee, 11/21/21

80t J.J. Watt vs. Buffalo, 9/28/14

**Longest Return, Opponent (All TDs)**

102 Artrell Hawkins vs. Cincinnati, 11/3/02

99 Cortland Finnegan vs. Tennessee, 9/21/08

98 Alec Ogletree vs. St. Louis, 10/13/13

91 Darius Butler vs. New England, 1/3/10

**INTERCEPTIONS RETURNED FOR TOUCHDOWN****Interceptions Returned For Touchdowns Career**

4 Johnathan Joseph, 2011-19

3 Kareem Jackson, 2010-18

2 Aaron Glenn, 2002-04

J.J. Watt, 2011-20

**Season**

2 Aaron Glenn, 2002

**Game**

2 Aaron Glenn vs. Pittsburgh, 12/8/02

**PASS DEFENSE****PASSES DEFENSED****Seasons Leading Team**

5 Johnathan Joseph, 2011; 2013-15; 2019

3 Kareem Jackson, 2012, 2017-18

Dunta Robinson, 2004-06

2 Marcus Coleman, 2002-03

Glover Quin, 2009-10

**Career**

118 Johnathan Joseph, 2011-19

89 Kareem Jackson, 2010-18

63 Dunta Robinson, 2004-09

61 J.J. Watt, 2011-20

56 Marcus Coleman, 2002-05

47 Glover Quin, 2009-12

**Season**

22 Johnathan Joseph, 2015

Marcus Coleman, 2003

Marcus Coleman, 2002

19 Jacques Reeves, 2008

Dunta Robinson, 2004

18 Aaron Glenn, 2002

Kareem Jackson, 2018

17 Kareem Jackson, 2012

**Game**

6 Aaron Glenn vs. Dallas, 9/8/02

5 4x - last: Johnathan Joseph vs. Tampa Bay, 9/27/15

**TACKLES AND SACKS****TOTAL TACKLES****Career**

664 Brian Cushing, 2009-17

636 DeMeco Ryans, 2006-11

554 Zach Cunningham, 2017-21

552 Kareem Jackson, 2010-18

531 J.J. Watt, 2011-20

521 Benardrick McKinney, 2015-20

**Season**

166	Jamie Sharper, 2003
163	Zach Cunningham, 2020
156	DeMeco Ryans, 2006
147	Jalen Pitre, 2022
139	Jamie Sharper, 2004
137	Zach Cunningham, 2019
	Jay Foreman, 2002
	Jamie Sharper, 2002

**Game**

19	Kamu Grugier-Hill vs. Indianapolis, 12/5/21
18	Kamu Grugier-Hill vs. Indianapolis, 9/11/22
17	Brian Cushing at N.Y. Giants, 9/21/14
	Jamie Sharper at Tampa Bay, 12/14/03
	Jamie Sharper at Cincinnati, 11/9/03
	Tyrell Adams at Detroit, 11/26/20
16	Jalen Pitre vs. Cleveland, 12/4/22
	Benardrick McKinney at New England, 9/22/16
	Zach Cunningham vs. Denver, 12/8/19
	Zach Cunningham vs. Indianapolis, 11/21/19
	Jay Foreman vs. New England, 11/23/03

**SOLO TACKLES****Solo Tackles, Career**

418	Kareem Jackson, 2010-18
398	Johnathan Joseph, 2011-19
371	J.J. Watt, 2011-20
344	Brian Cushing, 2009-16
343	DeMeco Ryans, 2006-11

**Solo Tackles, Season**

99	Jalen Pitre, 2022
92	Zach Cunningham, 2020
87	DeMeco Ryans, 2006
84	Jonathan Owens, 2022
83	Jamie Sharper, 2003

**Solo Tackles, Game**

14	Kamu Grugier-Hill vs. Indianapolis, 9/11/22
13	DeMeco Ryans at Oakland, 12/3/06
	Glover Quinn at Jacksonville, 11/14/10
12	Tyrell Adams at Detroit, 11/26/20
11	5x - most recent Jalen Pitre vs. Jacksonville, 1/1/23

**SACKS****Seasons Leading Team**

5	J.J. Watt, 2012-15, 2018
4	Mario Williams, 2007-10
2	Whitney Mercilus, 2016, 2019

**Career**

101.0	J.J. Watt, 2011-20
57.0	Whitney Mercilus, 2012-21
53.0	Mario Williams, 2006-11
29.0	Jadeveon Clowney, 2014-18
27.5	Antonio Smith, 2009-13, 2016

**Season**

20.5	J.J. Watt, 2014
	J.J. Watt, 2012
17.5	J.J. Watt, 2015
16.0	J.J. Watt, 2018
14.0	Mario Williams, 2007
12.0	Whitney Mercilus, 2015
	Mario Williams, 2008
11.5	Connor Barwin, 2011

**FUMBLES****FUMBLES LOST****Career**

22	David Carr, 2002-06
14	Matt Schaub, 2007-13
11	Arian Foster, 2009-15
10	Deshaun Watson, 2017-21
9	Tom Savage, 2014-17

**Season**

7	Tom Savage, 2017
	David Carr, 2006
	David Carr, 2002
6	David Carr, 2005
5	Steve Slaton, 2009

**Game**

2	8x - last: Tom Savage at Los Angeles Rams, 11/12/17
---	---

**FUMBLES FORCED****Career**

25	J.J. Watt, 2011-20
13	Whitney Mercilus, 2012-21
11	Mario Williams, 2006-11
9	Brian Cushing, 2009-17
7	Antonio Smith, 2009-13
6	Dunta Robinson, 2004-09
	DeMeco Ryans, 2006-11
	Jamie Sharper, 2002-04

**Season**

7	J.J. Watt, 2018
4	Whitney Mercilus, 2019
	J.J. Watt, 2014
	J.J. Watt, 2013
	J.J. Watt, 2012
	Bernard Pollard, 2010
	Mario Williams, 2008
	Shantee Orr, 2005

**Game**

2	13x - last: Tavierre Thomas vs. Cleveland, 12/4/22
---	--

**OWN FUMBLES RECOVERED****Career**

28	David Carr, 2002-06
11	Matt Schaub, 2007-13



10 Deshaun Watson, 2017-21  
 6 Davis Mills 2021-22  
 T.J. Yates, 2011-13, 2015, 2017  
 Chester Pitts, 2002-09

### Season

12 David Carr, 2002  
 6 David Carr, 2005  
 5 Deshaun Watson, 2019  
 David Carr, 2006  
 4 A.J. Cann, 2022  
 Davis Mills, 2021  
 Ryan Fitzpatrick, 2014  
 Matt Schaub, 2008  
 David Carr, 2004

### Game

2 11x - last: A.J. Cann at Denver, 9/18/22

### OPPONENTS' FUMBLES RECOVERED

### Career

16 J.J. Watt, 2011-20  
 8 Whitney Mercilus, 2012-21  
 DeMeco Ryans, 2006-10  
 5 Jadeveon Clowney, 2014-18  
 Morlon Greenwood, 2005-07  
 4 Tim Dobbins, 2011-13  
 C.C. Brown, 2005-08  
 Jamie Sharper, 2002-04

### Season

5 J.J. Watt, 2014  
 4 Whitney Mercilus, 2016  
 Tim Dobbins, 2012  
 3 7x - last: Jadeveon Clowney, 2018

### Game

2 J.J. Watt at Arizona, 11/10/13  
 DeMeco Ryans vs. Tennessee, 10/21/07

### FUMBLE RETURN YARDS

### Career Return Yards

102 DeMeco Ryans, 2006-11  
 73 Johnathan Joseph, 2010-18  
 71 Jadeveon Clowney, 2014-18  
 68 J.J. Watt, 2011-19  
 66 Antwan Peek, 2003-06  
 60 Charlie Anderson, 2004-07

### Longest Fumble Return

66 Antwan Peek at Jacksonville, 12/26/04 (TD)  
 60 Charlie Anderson at Chicago, 12/19/04 (TD)  
 58 DeMarcus Faggins at Oakland, 12/3/06 (TD)

### FUMBLES RETURNED FOR TOUCHDOWNS

### Career

2 Jadeveon Clowney, 2014-18

### Season

1 15x - last: Jadeveon Clowney, 2018

### Game

1 15x - last: Jadeveon Clowney, 0 yards at Indianapolis, 9/30/18

### SCORING

### SCORING

### Seasons Leading Team

8 Kris Brown, 2002-09  
 6 Ka'imi Fairbairn, 2017-22  
 2 Nick Novak, 2015-16  
 Randy Bullock, 2013-14  
 Neil Rackers, 2010-11

### Consecutive Seasons Leading Team

8 Kris Brown, 2002-09  
 6 Ka'imi Fairbairn, 2017-21  
 2 Nick Novak, 2015-16  
 Randy Bullock, 2013-14  
 Neil Rackers, 2010-11

### POINTS

### Career

767 Kris Brown, 2002-09  
 629 Ka'imi Fairbairn, 2017-22  
 410 Arian Foster, 2009-14  
 388 Andre Johnson, 2003-14  
 328 DeAndre Hopkins, 2013-19  
 259 Neil Rackers, 2010-11

### Season

150 Ka'imi Fairbairn, 2018  
 138 Shayne Graham, 2012  
 135 Neil Rackers, 2011  
 130 Randy Bullock, 2014  
 127 Nick Novak, 2016

### Points, No Touchdowns, Season

150 Ka'imi Fairbairn, 2018  
 138 Shayne Graham, 2012  
 135 Neil Rackers, 2011  
 130 Randy Bullock, 2014  
 127 Nick Novak, 2016

### Points, No Touchdowns, Career

767 Kris Brown, 2002-09  
 629 Ka'imi Fairbairn, 2017-22  
 259 Neil Rackers, 2010-11  
 252 Randy Bullock, 2013-15  
 210 Nick Novak, 2015-16

### Seasons, 100 or More Points

4 Kris Brown, 2005, 2007-09  
 4 Ka'imi Fairbairn, 2018-20  
 2 Randy Bullock, 2013-14  
 Arian Foster, 2010, 2012  
 Neil Rackers, 2010-11

### Season, Rookie

60 Steve Slaton, 2008  
 48 Domanick Williams#, 2003



- 30 Owen Daniels, 2006
- 26 Wali Lundy, 2006
- 24 Jordan Thomas, 2018
- Andre Johnson, 2003
- # - Domanick Williams known as Domanick Davis prior to 2006.

## Game

- 19 Randy Bullock vs. Baltimore, 12/21/14
- 18 Will Fuller V vs. Atlanta, 10/6/19
- DeAndre Hopkins vs. Kansas City, 10/8/17
- Arian Foster at Tennessee, 10/26/14
- Ben Tate vs. New England, 12/1/13
- Andre Johnson vs. Indianapolis, 11/3/13
- Arian Foster at Tennessee, 10/23/11
- Arian Foster vs. Indianapolis, 9/12/10
- Ryan Moats at Buffalo, 11/1/09

## Game, Opponent

- 26 Rob Bironas vs. Tennessee, 10/21/07
- 24 Shaun Alexander at Seattle, 10/16/05

## Consecutive Games Scoring

- 99 Kris Brown, 12/14/03 – 1/3/10
- 49 Ka'imi Fairbairn, 12/31/17 - 1/3/21
- 35 Randy Bullock, 9/9/13 – 9/27/15
- 32 Neil Rackers, 9/12/10 – 1/1/12
- 28 Kris Brown, 9/8/02 – 11/30/03
- Shayne Graham, 9/9/12 – 12/30/12
- 15 Nick Novak, 10/4/15 – 9/18/16
- 14 Ka'imi Fairbairn, 9/10/17 -12/17/17
- 12 Arian Foster, 12/18/11 – 11/11/12

## TOUCHDOWNS

## Seasons Leading Team

- 4 Andre Johnson, 2006-07, 2009, 2013
- Arian Foster, 2010-12, 2014
- 3 DeAndre Hopkins, 2015, 2017-18
- Domanick Williams#, 2003-05
- # - Domanick Williams known as Domanick Davis prior to 2006.

## Consecutive Seasons Leading Team

- 3 Arian Foster, 2010-12
- Domanick Williams#, 2003-05
- 2 DeAndre Hopkins, 2017-18
- Andre Johnson, 2006-07

# - Domanick Williams known as Domanick Davis prior to 2006.

## Career

- 68 Arian Foster, 2009-15
- 64 Andre Johnson, 2003-14
- 54 DeAndre Hopkins, 2013-19
- 29 Owen Daniels, 2006-13
- 28 Domanick Williams#, 2003-05
- 25 Kevin Walter, 2007-12
- Will Fuller V, 2016-20

# - Domanick Williams known as Domanick Davis prior to 2006.

## Season

- 18 Arian Foster, 2010
- 17 Arian Foster, 2012
- 14 Domanick Williams#, 2004
- 13 DeAndre Hopkins, 2017

Arian Foster, 2014

- 12 Arian Foster, 2011

# - Domanick Williams known as Domanick Davis prior to 2006.

## Season, Rookie

- 10 Steve Slaton, 2008
- 8 Domanick Williams#, 2003
- 5 Dameon Pierce, 2022
- Owen Daniels, 2006

# - Domanick Williams known as Domanick Davis prior to 2006.

## Game

- 3 Will Fuller V vs. Atlanta, 10/6/19
- DeAndre Hopkins vs. Kansas City, 10/8/17
- Arian Foster at Tennessee, 10/26/14
- Ben Tate vs. New England, 12/1/13
- Andre Johnson vs. Indianapolis, 11/3/13
- Arian Foster at Tennessee, 10/23/11
- Arian Foster vs. Indianapolis, 9/12/10
- Ryan Moats at Buffalo, 11/1/09

## Game, Opponent

- 4 Shaun Alexander at Seattle, 10/16/05
- 3 14x - last: Josh Jacobs at Las Vegas, 10/23/22

## Game, Rookie

- 2 13x - last: Jordan Thomas vs. Miami, 10/25/18

## Game, Opponent, Rookie

- 2 Nyheim Hines at Indianapolis, 9/30/18
- Ricky Seals-Jones vs. Arizona, 11/19/17
- Seyi Ajirotutu vs. San Diego, 11/7/10
- Roy Williams at Detroit, 9/19/04

## Consecutive Games Scoring Touchdowns

- 11 Arian Foster, 12/18/11 – 11/11/12
- 9 Domanick Williams#, 11/7/04 – 1/2/05
- 7 Arian Foster, 10/5/14 – 12/7/14
- 6 Arian Foster, 10/23/11 - 12/4/11
- 5 DeAndre Hopkins, 10/1/17 - 11/5/17
- DeAndre Hopkins, 10/14/18 - 11/18/18
- Arian Foster, 10/17/10 – 11/14/10

## POINTS AFTER TOUCHDOWNS

## Seasons Leading Team

- 8 Kris Brown, 2002-09
- 6 Ka'imi Fairbairn, 2017-22
- 2 Nick Novak, 2015-16
- Randy Bullock, 2013-14
- Neil Rackers, 2010-11

## Attempted, Career

- 253 Kris Brown, 2002-09
- 201 Ka'imi Fairbairn, 2017-22
- 83 Neil Rackers, 2010-11
- 71 Randy Bullock, 2013-15

## Attempted, Season

- 45 Ka'imi Fairbairn, 2019
- Shayne Graham, 2012
- 44 Kris Brown, 2009
- 43 Neil Rackers, 2010
- 41 Ka'imi Fairbairn, 2018



40 Ka'imi Fairbairn, 2020  
Randy Bullock, 2014  
Neil Rackers, 2011  
Kris Brown, 2007

**Attempted, Game**

7 Ka'imi Fairbairn vs. Atlanta, 10/6/19  
Ka'imi Fairbairn vs. Tennessee, 10/1/17  
6 Ka'imi Fairbairn vs. Miami, 10/25/18  
Randy Bullock vs. Tennessee, 11/30/14  
Kris Brown vs. Jacksonville, 12/30/07

**Attempted, Game, Opponent**

7 Mike Vanderjagt at Indianapolis, 11/14/04  
6 8x - last: Josh Lambo at Jacksonville, 12/17/17

**Consecutive Points After Touchdown, Career**

132 Kris Brown, 11/5/06 – 1/3/10  
116 Kris Brown, 9/8/02 – 10/29/06  
69 Neil Rackers, 9/12/10 – 11/6/11  
66 Randy Bullock, 9/9/13 – 12/28/14

**Points After Touchdown Percentage, Career (250 attempts)**

99.2 Kris Brown, 2002-09 (251-253)

**TWO-POINT CONVERSIONS****Two-Point Conversions, Career**

2 DeAndre Hopkins, 2013-19  
Andre Johnson, 2003-14

**Two-Point Conversions, Season**

1 22x - last: Jordan Akins, 2022

**Two-Point Conversion, Game**

1 22x - last: Jordan Akins at Indianapolis, 1/8/23

**Two-Point Conversion, Game, Opponent**

2 Lance Moore at New Orleans, 9/25/11

**FIELD GOALS****Seasons Leading Team**

8 Kris Brown, 2002-09  
6 Ka'imi Fairbairn, 2017-22  
2 Nick Novak, 2015-16  
Randy Bullock, 2013-14  
Neil Rackers, 2010-11

**Consecutive Seasons Leading Team**

8 Kris Brown, 2002-09  
6 Ka'imi Fairbairn, 2017-22  
2 Nick Novak, 2015-16  
Randy Bullock, 2013-14  
Neil Rackers, 2010-11

**Attempted, Career**

223 Kris Brown, 2002-09  
173 Ka'imi Fairbairn, 2017-22  
76 Randy Bullock, 2013-15  
68 Neil Rackers, 2010-11  
62 Nick Novak, 2015-16

**Attempted, Season**

42 Ka'imi Fairbairn, 2018  
41 Nick Novak, 2016  
38 Shayne Graham, 2012

Neil Rackers, 2011

35 Randy Bullock, 2014  
Randy Bullock, 2013

**Attempted, Game**

7 Kris Brown at Miami, 9/7/03  
6 Randy Bullock vs. Baltimore, 12/21/14  
Shayne Graham vs. Indianapolis, 12/16/12

**Field Goals, Career**

172 Kris Brown, 2002-09  
148 Ka'imi Fairbairn, 2017-22  
61 Randy Bullock, 2013-15  
59 Neil Rackers, 2010-11

**Field Goals, Season**

37 Ka'imi Fairbairn, 2018  
35 Nick Novak, 2016  
32 Neil Rackers, 2011  
31 Shayne Graham, 2012  
30 Randy Bullock, 2014  
29 Ka'imi Fairbairn, 2022  
Kris Brown, 2008

**Field Goals, Game**

6 Randy Bullock vs. Baltimore, 12/21/14  
5 Ka'imi Fairbairn at New York Jets, 12/15/18  
Ka'imi Fairbairn vs. Cleveland, 12/2/18  
Shayne Graham vs. Indianapolis, 12/16/12  
Kris Brown vs. Miami, 10/7/07  
Kris Brown at Baltimore, 12/4/05  
Kris Brown at Miami, 9/7/03  
Nick Novak at Indianapolis, 12/11/16

**Field Goals, Game, Opponent**

\*8 Rob Bironas vs. Tennessee, 10/21/07  
5 Harrison Butker vs. Kansas City, 10/8/17  
Billy Cundiff at Baltimore, 10/16/11  
Rian Lindell at Buffalo, 9/11/05  
Phil Dawson vs. Cleveland, 1/2/05

\*NFL record

**Consecutive Games Scoring Field Goals**

19 Randy Bullock - 9/22/13 – 10/5/14  
18 Ka'imi Fairbairn - 1/9/22 – 1/8/23  
15 Neil Rackers, 11/1/10 – 10/9/11  
10 Kris Brown, 11/13/05 – 9/17/06  
9 Kris Brown, 10/25/09 – 12/27/09  
Kris Brown, 9/8/02 – 11/10/02

**Consecutive Field Goals Made**

19 Ka'imi Fairbairn, 10/23/22 –  
18 Neil Rackers, 12/13/10 – 10/2/11  
16 Randy Bullock, 9/22/13 – 9/14/14  
Nick Novak, 11/13/16 – 12/24/16  
15 Kris Brown, 12/3/06 – 9/30/07  
Kris Brown, 9/7/08 – 11/23/08  
14 Ka'imi Fairbairn, 11/26/18 - 9/15/19  
Shayne Graham, 9/9/12 – 10/21/12  
Neil Rackers, 10/3/10 – 12/2/10

**Longest Field Goal**

61 Ka'imi Fairbairn vs. Seattle, 12/12/21  
57 Neil Rackers at Denver, 12/26/10



- Kris Brown vs. Miami, 10/7/07
- 56 Ka'imi Fairbairn vs. Jacksonville, 1/1/23
- Kris Brown at Indianapolis, 11/8/09
- 55 Ka'imi Fairbairn at Las Vegas, 10/23/22
- Ka'imi Fairbairn vs. San Francisco, 12/10/17
- Randy Bullock vs. Buffalo, 9/28/14

### Longest Field Goal, Opponent

- 59 Josh Lambo at Jacksonville, 11/8/20
- 58 Kyle Brindza vs. Tampa Bay, 9/27/15
- Will Lutz vs. New Orleans, 9/9/19
- 57 Kai Forbath vs. New Orleans, 11/29/15
- 56 Blair Walsh vs. Minnesota, 12/23/12

### Field Goal Percentage, Career (min. 100 attempts)

- 85.5 Ka'imi Fairbairn, 2017-22
- 77.1 Kris Brown, 2002-09

### Field Goal Percentage, Season

- 93.5 Ka'imi Fairbairn, 2022
- 90.0 Neil Rackers, 2010
- 88.1 Ka'imi Fairbairn, 2018
- 87.9 Kris Brown, 2008
- 87.1 Ka'imi Fairbairn, 2020
- 86.2 Kris Brown, 2007
- 85.7 Nick Novak, 2015
- Randy Bullock, 2014

### Most Field Goals, No Misses, Game

- 6 Randy Bullock vs. Baltimore, 12/21/14
- 5 Ka'imi Fairbairn at New York Jets, 12/15/18
- Ka'imi Fairbairn vs. Cleveland, 12/2/18
- Kris Brown vs. Miami, 10/7/07
- Kris Brown at Baltimore, 12/4/05
- Nick Novak at Indianapolis, 12/11/16
- 4 Ka'imi Fairbairn vs. Tennessee, 1/3/21
- Ka'imi Fairbairn at New England, 10/8/17
- Neil Rackers at New Orleans, 9/25/11
- Kris Brown vs. Tennessee, 10/9/05
- Nick Novak vs. Jacksonville, 12/18/16

### Most Field Goals, No Misses, Game, Opponent

- 8 Rob Bironas vs. Tennessee, 10/21/07
- 5 4x - last: Harrison Butker vs. Kansas City, 10/8/17

### Most Field Goals, 50 or More Yards, Career

- 24 Ka'imi Fairbairn, 2017-22
- 14 Kris Brown, 2002-09
- 7 Neil Rackers, 2010-11
- 5 Randy Bullock, 2013-15
- Nick Novak, 2015-16

### Most Field Goals, 50 or More Yards, Season

- 6 Ka'imi Fairbairn 2022
- 5 Kris Brown, 2007
- 4 Ka'imi Fairbairn, 2021
- Ka'imi Fairbairn, 2020
- Ka'imi Fairbairn, 2018
- Randy Bullock, 2014
- Shayne Graham, 2012
- Neil Rackers, 2011

### Most Field Goals, 50 or More Yards, Game

- \*3 Kris Brown vs. Miami, 10/7/07
- 2 6x - last: Ka'imi Fairbairn at Dallas, 12/11/22
- \*Tied NFL record

## SAFETIES

### Career

- 1 Roy Lopez, 2020-21
- Jacob Martin, 2019-21
- J.J. Watt, 2011-20
- Joe Mays, 2013
- Connor Barwin, 2009-12
- Zac Diles, 2007-10, 2014
- Brian Cushing, 2009-17
- Seth Payne, 2002-06
- Jimmy McClain, 2002

### Season

- 1 Roy Lopez, 2022
- Jacob Martin, 2021
- J.J. Watt, 2014
- Joe Mays, 2013
- Connor Barwin, 2012
- Brian Cushing, 2009
- Zach Diles, 2009
- Seth Payne, 2002
- Jimmy McClain, 2002

### Game

- 1 Roy Lopez vs. Cleveland, 12/4/22
- Jacob Martin at Arizona, 10/24/21
- J.J. Watt vs. Jacksonville, 12/28/14
- Joe Mays vs. Tennessee, 9/15/13
- Connor Barwin vs. Baltimore, 10/21/12
- Zach Diles at Jacksonville, 12/6/09
- Brian Cushing vs. Oakland, 10/4/09
- Jimmy McClain vs. Baltimore, 12/15/02
- Seth Payne vs. Dallas, 9/2/02

### Game, Opponent

- 1 8x - last: Khalil Mack at Chicago, 12/13/20

## SERVICE

## SERVICE

### Seasons

- 13 Jon Weeks, 2010-22
- 12 Andre Johnson, 2003-14
- 10 Whitney Mercilus, 2012-21
- J.J. Watt, 2011-20
- Duane Brown, 2008-17
- 9 Brian Cushing, 2009-16
- Kareem Jackson, 2010-18
- Johnathan Joseph, 2011-19
- 8 Owen Daniels, 2006-13
- Chester Pitts, 2002-09
- Kris Brown, 2002-09



# REGULAR SEASON INDIVIDUAL RECORDS



7	DeAndre Hopkins, 2013-19
	Arian Foster, 2009-15
	Chris Myers, 2008-14
	Matt Schaub, 2007-13
	Kevin Walter, 2006-12
	Bryan Pittman, 2003-09

## Games Played

210	Jon Weeks, 2010-22
169	Andre Johnson, 2003-14
133	Johnathan Joseph, 2011-19
	Duane Brown, 2008-17
132	Kareem Jackson, 2010-18
128	J.J. Watt, 2011-20
	Kris Brown, 2002-09
134	Whitney Mercilus, 2012-21
114	Chester Pitts, 2002-09
112	Chris Myers, 2008-14
110	DeAndre Hopkins, 2013-19
109	Kevin Walter, 2006-12
104	Brian Cushing, 2009-17
100	Owen Daniels, 2006-13

## Consecutive Games Played

210	Jon Weeks, 2010-22 (Present)
128	Kris Brown, 2002-09
114	Chester Pitts, 2002-09
112	Chris Myers, 2008-14
91	Eric Winston, 2006-11
83	Steve McKinney, 2002-07

## Starts

169	Andre Johnson, 2003-14
133	Duane Brown, 2008-17
128	J.J. Watt, 2011-20
	Johnathan Joseph, 2011-19
126	Kareem Jackson, 2010-18
123	Chester Pitts, 2002-09
113	Chris Myers, 2008-14

## Consecutive Starts

114	Chester Pitts, 2002-09
112	Chris Myers, 2008-14
86	Eric Winston, 2006-11
84	J.J. Watt, 2011-16
80	DeAndre Hopkins, 2013-17
77	Mario Williams, 2006-10
73	DeMeco Ryans, 2006-10

# REGULAR SEASON TEAM RECORDS



## WIN / LOSS

### OVERALL WIN-LOSS RECORDS

#### WIN-LOSS RECORDS

Year	W	L	T	Pct.
2002	4	12	0	0.250
2003	5	11	0	0.313
2004	7	9	0	0.438
2005	2	14	0	0.125
2006	6	10	0	0.375
2007	8	8	0	0.500
2008	8	8	0	0.500
2009	9	7	0	0.563
2010	6	10	0	0.375
2011	10	6	0	0.625
<b>2012</b>	<b>12</b>	<b>4</b>	<b>0</b>	<b>0.750</b>
2013	2	14	0	0.125
2014	9	7	0	0.563
2015	9	7	0	0.563
2016	9	7	0	0.563
2017	4	12	0	0.250
2018	11	5	0	0.688
2019	10	6	0	0.625
2020	4	12	0	0.250
2021	4	13	0	0.235
2022	3	13	1	0.206
<b>Totals</b>	<b>142</b>	<b>195</b>	<b>1</b>	<b>0.420</b>

#### HOME

Year	W	L	T	Pct.
2002	2	6	0	0.250
2003	3	5	0	0.375
2004	3	5	0	0.375
2005	2	6	0	0.250
2006	4	4	0	0.500
2007	6	2	0	0.750
2008	6	2	0	0.750
2009	4	4	0	0.500
2010	4	4	0	0.500
2011	5	3	0	0.625
2012	6	2	0	0.750
2013	1	7	0	0.125
2014	5	3	0	0.625
2015	5	3	0	0.625
<b>2016</b>	<b>7</b>	<b>1</b>	<b>0</b>	<b>0.875</b>
2017	3	5	0	0.375
2018	6	2	0	0.750
2019	5	3	0	0.625
2020	2	6	0	0.250
2021	2	7	0	0.222
2022	0	7	1	0.000
<b>Totals</b>	<b>81</b>	<b>87</b>	<b>1</b>	<b>0.479</b>

#### ROAD

Year	W	L	T	Pct.
2002	2	6	0	0.250

2003	2	6	0	0.250
2004	4	4	0	0.500
2005	0	8	0	0.000
2006	2	6	0	0.250
2007	2	6	0	0.250
2008	2	6	0	0.250
2009	5	3	0	0.625
2010	2	6	0	0.250
2011	5	3	0	0.625
<b>2012</b>	<b>6</b>	<b>2</b>	<b>0</b>	<b>0.750</b>
2013	1	7	0	0.125
2014	4	4	0	0.500
2015	4	4	0	0.500
2016	2	6	0	0.250
2017	1	7	0	0.125
2018	5	3	0	0.625
2019	5	3	0	0.625
2020	2	6	0	0.250
2021	2	6	0	0.250
2022	3	6	0	0.330
<b>Totals</b>	<b>58</b>	<b>102</b>	<b>0</b>	<b>0.363</b>

### GAMES WON

#### Consecutive Games Won

9	9/30/18 - 12/2/18
7	10/23/11 - 12/11/11
6	10/21/12 - 12/2/12
	12/13/09 - 9/19/10 (over two seasons)
5	12/20/15 - 9/18/16 (over two seasons)
	9/9/12 - 10/8/12

#### Games Won, Season

12	2012
11	2018
10	2011, 2019
9	2009, 2014, 2015, 2016
8	2007, 2008

#### Consecutive Games Won, SINGLE Season

9	9/30/18 - 12/2/18
7	10/23/11 - 12/11/11
6	10/21/12 - 12/2/12
5	9/9/12 - 10/8/12
4	11/1/15 - 11/29/15
	12/13/09 - 1/3/10
	11/23/08 - 12/14/08

#### Consecutive Games Won, Start of Season

5	2012
2	2007, 2010, 2011, 2013, 2014, 2016

#### Consecutive Games Won, End of Season

4	2009
3	2015
2	2006, 2014

#### Consecutive Home Games Won

6	1/3/16 - 10/30/16
5	10/7/18 - 12/2/18
4	10/6/19 - 12/1/19
	10/21/12 - 12/16/12



11/18/07 - 12/30/07

**Consecutive Road Games Won**

6	9/16/12 - 12/2/12
5	9/30/18 - 12/15/18
4	12/20/09 - 10/3/10
	10/23/11 - 12/11/11
3	10/26/14 - 12/7/14

**Shutout Games Won, Season**

1	2010: 20-0 vs. Tennessee, 11/28/10
	2004: 21-0 at Jacksonville, 12/26/04

**GAMES LOST****Consecutive Games Lost**

14	9/22/13 - 12/29/13
9	10/23/22 - 12/18/22
	11/27/17 - 9/23/18
8	9/19/21 - 11/7/21
7	1/2/05 - 10/23/05
6	11/6/05 - 12/11/05
	12/7/03 - 9/19/04
5	12/6/20 - 1/3/21
	12/29/19 - 10/4/20
	12/24/05 - 9/24/06
	9/15/02 - 10/20/02

**Games Lost, Season**

14	2013
	2005
13	2022
12	2021
	2020
	2017
	2002

**Consecutive Games Lost, Season**

14	9/22/13 - 12/29/13
9	10/23/22 - 12/18/22
8	9/19/21 - 11/7/21
6	11/27/17 - 12/31/17
	11/6/05 - 12/11/05
	9/11/05 - 10/23/05
	9/15/02 - 10/20/02

**Consecutive Games Lost, Start of Season**

6	2005
4	2008, 2020
3	2018, 2006
2	2004, 2015

**Consecutive Games Lost, End of Season**

14	2013
6	2017
5	2020
4	2003

**Consecutive Home Games Lost**

7	10/02/22 - 01/01/23
	9/22/13 - 12/1/13
6	9/23/21 - 12/12/21
5	12/24/04 - 10/23/05

9/22/02 - 11/17/02

**Consecutive Road Games Lost**

12	9/11/05 - 11/5/06
9	9/24/17 - 9/16/18
8	11/25/07 - 11/16/08
7	12/23/20 - 11/7/21
	9/22/13 - 12/29/13
6	11/1/10 - 12/26/10

**Shutout Games Lost, Season**

2	2021: 40-0 at Buffalo, 10/3/21, 31-0 vs. Indianapolis, 12/5/21
1	2016: 27-0 at New England, 9/22/16
	2003: 27-0 at Jacksonville, 12/7/03

**SCORING****TOUCHDOWNS****Most, Season**

46	2019
	2012
	2009
44	2010
	2020
43	2007
42	2018
41	2011
40	2017

**Fewest, Season**

22	2002
25	2016
26	2005
28	2013
29	2022
	2003

**Most, Game**

7	vs. Atlanta, 10/6/19
	vs. Tennessee, 10/1/17
6	vs. Miami, 10/25/18
	vs. Tennessee, 11/30/14
	vs. Jacksonville, 12/30/07
5	13x - last: vs. L.A. Chargers, 12/26/21

**Most Allowed, Season**

55	2020
53	2021
52	2010
50	2005
48	2017
	2013
	2022
46	2019

**Most Allowed, Game**

7	2x - last: at Atlanta, 10/4/15
6	9x - last: at Tennessee, 10/18/20

**Fewest Allowed, Season**

27	2011
36	2018
	2016



	2014
37	2015
38	2012
<b>Fewest Allowed, Game</b>	
0	23x - last: at Jacksonville 10/09/22

## POINTS SCORED

**Most Scored, Season**

416	2012
402	2018
390	2010
388	2009
384	2020

**Most Scored, Game**

57	vs. Tennessee, 10/1/17
53	vs. Atlanta, 10/6/19
45	vs. Tennessee, 11/30/14
43	vs. Jacksonville (OT), 11/18/12
	vs. Baltimore, 10/21/12
42	vs. Miami, 10/25/18
	vs. Jacksonville, 12/30/07

**Fewest Points Scored, Season**

213	2002
255	2003
260	2005
267	2006
276	2013

**Fewest Points Scored, Game**

0	vs. Indianapolis, 12/5/21
	at Buffalo, 10/3/21
	at New England, 9/22/16
	at Jacksonville, 12/7/03
3	9x - last: at Indianapolis, 10/17/21

**Most Points Scored, Season, Opponent**

464	2020
452	2021
436	2017
431	2005
428	2013
427	2010

**Most Points Scored, Game, Opponent**

49	at Indianapolis, 11/14/04
48	at Atlanta, 10/4/15
45	at Jacksonville, 12/17/17
	vs. Kansas City, 11/20/05
44	at Miami, 10/25/15
43	at Indianapolis, 9/17/06

**Fewest Points Scored, Season, Opponent**

278	2011
307	2014
313	2015
316	2018
328	2016

**Fewest Points Scored, Game, Opponent**

0	vs. Tennessee, 11/28/10
	at Jacksonville, 12/26/04

3	at Jacksonville, 11/3/19
	vs. Jacksonville, 12/30/18
	vs. Kansas City, 9/9/07
5	at Chicago, 12/19/04
6	13x - last: vs. Jacksonville, 1/3/16

**Most Points, Shutout Victory, Game**

21	at Jacksonville, 12/26/04
20	vs. Tennessee, 11/28/10

**Fewest Points, Shutout Victory, Game**

20	vs. Tennessee, 11/28/10
21	at Jacksonville, 12/26/04

**Most Points, Game, Both Teams**

85	Texans 53 vs. Atlanta 32, 10/6/19
80	Texans 43 vs. Jacksonville 37 (OT), 11/18/12
79	Texans 38 vs Tennessee 41, 1/3/2021
	Texans 38 at Seattle 41, 10/29/17
78	Texans 36 at Tennessee 42, 10/18/20
76	Texans 34 vs. Kansas City 42, 10/8/17
74	Texans 36 vs. Tennessee 38, 10/21/07
73	Texans 33 at New Orleans 40, 9/25/11
71	Texans 57 vs. Tennessee 14, 10/1/17
	Texans 37 at Indianapolis 34 (OT), 9/30/18
70	Texans 42 vs. Jacksonville 28, 12/30/07
	Texans 26 at Miami 44, 10/25/15

**Fewest Points, Game, Both Teams**

16	Texans 10 at Cincinnati 6, 11/16/15
	Texans 3 vs. Tennessee 13, 12/29/02
17	Texans 7 at Cleveland 10, 11/15/20
19	Texans 13 at Jacksonville 6, 10/9/22
	Texans 13 at Chicago 6, 11/11/12
	Texans 6 vs. Jacksonville 13, 11/24/13
	Texans 3 at Tampa Bay 16, 12/14/03
20	Texans 20 vs. Tennessee 0, 11/28/10
	Texans 14 vs. Cleveland 6, 12/31/06

**Most Points in First Quarter**

17	vs. Indianapolis, 9/11/11
	vs. Seattle, 12/13/09
14	19x, last at Jacksonville, 12/19/21

**Most Points in Second Quarter**

24	vs. Arizona, 12/18/05
	vs. Miami, 9/9/12
21	vs. Jacksonville, 12/30/07
20	at Kansas City, 10/13/19
	vs. Seattle, 9/29/13
	vs. Baltimore, 10/21/12

**Most Points in Third Quarter**

19	vs. Tennessee, 1/3/21
17	vs. Atlanta, 10/6/19
	vs. Tennessee, 12/27/15
14	17x, last vs. Cincinnati, 12/27/20

**Most Points in Fourth Quarter**

29	vs. Tennessee, 10/21/07
24	vs. L.A. Chargers, 12/26/21
22	vs. L.A. Rams, 10/31/21
	at Buffalo, 11/1/09
21	7x, last vs. Kansas City, 10/8/17

**Most Points in First Quarter, Opponent**

24	vs. Indianapolis, 10/9/14
21	at Tennessee, 12/19/10
	at Miami, 10/25/15
17	at Kansas City, 10/13/19
	at New England, 12/17/06

**Most Points in Second Quarter, Opponent**

24	at Jacksonville, 12/17/17
	at Pittsburgh, 10/20/14
23	at Chicago, 12/13/20
21	vs. Tennessee, 1/9/22
	at Atlanta, 10/4/15
	at Indianapolis, 12/23/07
	at San Diego, 10/28/07
	vs. Kansas City, 11/20/05

**Most Points in Third Quarter, Opponent**

21	at Los Angeles Rams, 11/12/17
	vs. St. Louis, 10/13/13
	at Indianapolis, 11/14/04
17	at Cleveland, 10/20/02

**Most Points in Fourth Quarter, Opponent**

23	at New Orleans, 9/25/11
22	vs. Baltimore, 11/9/08
21	7x - last: at Las Vegas, 10/23/22

**Most Points in First Quarter, Both Teams**

28	Texans 14 at Seattle 14, 10/29/17
24	Texans 10 vs. Colts 14, 12/6/20
	Texans 0 vs. Colts 24, 10/9/14
	Texans 10 vs. San Diego 14, 11/7/10
21	8x - last: Texans 14 at Indianapolis 7 (OT), 9/3/18

**Most Points in Second Quarter, Both Teams**

31	Texans 24 vs. Arizona 7, 12/18/05
30	Texans 6 at Pittsburgh 24, 10/20/14
	Texans 16 vs. Tennessee 14, 10/1/17
28	6x - last: Texans 14 at Pittsburgh 14, 9/27/20

**Most Points in Third Quarter, Both Teams**

28	Texans 14 vs. Cincinnati 14, 12/27/20
	Texans 7 at Indianapolis 21, 11/14/04
27	Texans 10 at Cleveland 17, 10/20/02
24	Texans 14 vs. Miami 10, 10/25/18

**Most Points in Fourth Quarter, Both Teams**

40	Texans 21 vs. Kansas City 19, 10/8/17
38	Texans 24 vs. L.A. Chargers 14, 12/26/21
37	Texans 14 at New Orleans 23, 9/25/11
35	Texans 20 vs. Atlanta 15, 10/6/19
	Texans 29 vs. Tennessee 6, 10/21/07
34	Texans 13 at Indianapolis 21, 9/17/06

**Consecutive Games Scoring a Touchdown**

105	10/22/06 – 12/16/12
75	10/30/16 – 9/23/21
30	12/22/13 – 12/06/15
29	12/21/03 – 11/27/05

**Consecutive Games Scoring**

197	12/14/03 – 9/18/16
79	10/2/16 – 9/23/21
28	9/8/02 – 11/30/03

**Consecutive Quarters Held Scoreless**

7	4th quarter vs. Atlanta, 11/30/03, through 2nd quarter at Tampa Bay, 12/14/03
6	3rd quarter vs. N.Y. Jets, 11/28/21, through 4th quarter vs. Indianapolis, 12/5/21
4	5x - last: 1st quarter at Buffalo, 10/3/21, through 4th quarter at Buffalo, 10/3/21

**Consecutive Quarters Held Scoreless, Opponents**

5	3rd quarter at Indianapolis, 12/20/15, through 3rd quarter at Tennessee, 12/27/15
5	2nd quarter vs. Washington, 9/7/14, through 4th quarter at Oakland, 9/14/14
5	3rd quarter vs. Jacksonville, 1/2/11, through 3rd quarter vs. Indianapolis, 9/11/11

**Consecutive Quarters Held Without a Touchdown, Opponents**

13	vs. Indianapolis, 12/12/04 through vs. Cleveland, 1/2/2005
12	at Miami, 10/25/15 through vs N.Y. Jets, 11/22/2015
9	vs. Baltimore, 10/21/12 through at Chicago, 11/11/2012

**Most Points By Half, First Half**

34	vs. Indianapolis, 9/11/11
30	vs. Tennessee, 10/1/17
29	vs. Baltimore, 10/21/12
27	vs. Jacksonville, 9/12/21
	at Miami, 12/27/09

**Most Points By Half, Second Half**

37	vs. Atlanta, 10/6/19
29	vs. Tennessee, 1/3/21
	vs. Tennessee, 10/21/07
28	vs. Miami, 10/25/18
	vs. Kansas City, 10/17/10
	vs. Minnesota, 10/10/04
27	vs. Tennessee, 10/1/17
	vs. Kansas City, 10/8/17
26	at Tennessee, 10/18/20
	at Miami, 10/25/15

**Most Points By Half, Opponent, First Half**

41	at Miami, 10/25/15
35	at San Diego, 10/28/07
31	vs. Denver, 12/8/19
	at Jacksonville, 12/17/17
	vs. Kansas City, 11/20/05
30	at Miami Dolphins, 11/27/22
28	at Atlanta, 10/4/15

**Most Points By Half, Opponent, Second Half**

31	at Dallas, 10/15/06
30	at New Orleans, 9/25/11
29	vs. Baltimore, 11/9/08
28	5x - last at Las Vegas, 10/23/22

**Most Points By Half, Both Teams, First Half**

48	Texans 24 at Tennessee 24, 9/20/09
44	Texans 20 vs. Colts 24, 12/6/20
	Texans 30 vs. Tennessee 14, 10/1/17
42	Texans 21 at Seattle 21, 10/29/17
41	Texans 0 at Miami 41, 10/25/15
	Texans 14 vs. Indianapolis 27, 10/9/14
	Texans 20 at New England 21, 9/24/17



40 Texans 23 at Kansas City 17, 10/13/19

**Most Points By Half, Both Teams, Second Half**

53 Texans 29 vs. Tennessee 24, 1/3/21  
 48 Texans 21 vs. Cincinnati 27, 12/27/20  
 47 Texans 17 at New Orleans 30, 9/25/11  
 46 Texans 27 vs. Kansas City 19, 10/8/17  
 45 Texans 28 vs. Kansas City 17, 10/17/10  
 Texans 29 vs. Tennessee 16, 10/21/07  
 44 Texans 21 at Indianapolis 23, 9/17/06

**EXTRA POINTS****Season**

45 2012  
 43 2010  
 2009  
 40 2019  
 2014  
 2007

**Game**

6 vs. Miami, 10/25/18  
 vs. Tennessee, 10/01/17  
 vs. Tennessee, 11/30/14  
 vs. Jacksonville, 12/30/07  
 5 7x - last: vs. New England, 12/1/19

**Season, Opponent**

50 2010  
 49 2020  
 47 2005  
 46 2013  
 45 2017  
 44 2021  
 2022  
 43 2008

**Game, Opponent**

7 at Indianapolis, 11/14/04  
 6 7x - last: at Jacksonville, 12/17/17

**TWO-POINT CONVERSIONS****Season**

3 2007  
 2 2021  
 2017  
 2015  
 2006  
 2002

**Game**

1 22x - last: at Indianapolis, 1/8/22

**DEFENSIVE TOUCHDOWNS****Season**

5 2014, 2004  
 4 2018, 2017  
 3 2015, 2012, 2007, 2006, 2002

**Game**

2 vs. Tennessee, 9/30/12  
 at Pittsburgh, 12/8/02

**SCORING MARGIN****Margin of Victory**

43 vs. Tennessee, 10/1/17  
 34 at Tennessee, 10/23/11  
 30 vs. Baltimore, 10/21/12  
 29 vs. Cincinnati, 10/26/08  
 28 at Tennessee, 12/27/15  
 at Tampa Bay, 11/13/11

**Margin of Defeat**

40 at Buffalo, 10/3/21  
 38 at Jacksonville, 12/17/17  
 35 at Indianapolis, 11/14/04  
 vs. Cincinnati, 11/3/02  
 34 at Baltimore, 11/17/19  
 33 at New England, 12/17/06  
 32 at Seattle, 10/16/05  
 31 vs. Indianapolis, 12/5/21  
 at San Francisco, 10/6/13

**Comeback Victories (Points Behind)**

21 at San Diego, 9/9/13, 31-28 final  
 18 vs. Tennessee, 11/28/04, 31-21 final  
 17 at Washington, 9/19/10, 30-27 final (OT)  
 14 6x - last: vs. Kansas City, 10/13/19, 31-24 final

**Largest Deficit Overcome**

25 vs. Tennessee, 10/21/07, down 32-7, 36-38 final  
 21 at San Diego, 9/9/13, down 28-7, 31-28 final  
 vs. Baltimore, 12/13/10, down 21-0 and 28-7,  
 28-34 final (OT)  
 at Arizona, 10/11/09, down 21-0, 21-28 final  
 vs. Minnesota, 10/10/04, down 21-0, 28-34  
 final (OT)  
 vs. Tennessee, 11/28/04, down 21-3, 31-21 final

**Largest Lead Before Opponent Scores**

34 at Tennessee, 12/27/15  
 34 vs. Indianapolis, 9/11/11  
 27 at Oakland, 9/14/14  
 at Tennessee, 10/23/11  
 24 vs. Tennessee, 11/30/14  
 vs. Seattle, 12/13/09

**SCORING DRIVES****Longest Scoring Drive (Yards)**

99 vs. Baltimore, 12/13/10, 15 plays, TD  
 at Jacksonville, 10/18/15, 16 plays, TD  
 98 at Jacksonville, 11/8/20, 6 plays, TD  
 at Tennessee, 10/26/14, 11 plays, TD  
 vs. Tennessee, 10/21/07, 7 plays, TD  
 at Tennessee, 10/12/03, 2 plays, TD  
 97 vs. Tennessee, 11/26/18, 1 play, TD  
 at Denver, 9/23/12, 14 plays, TD  
 at Detroit, 11/22/12, 15 plays, TD



vs. Jacksonville, 1/2/11, 10 plays, TD

### Longest Scoring Drive (Plays)

19 vs. Pittsburgh, 10/2/11, 95 yards, TD  
 vs. Atlanta, 12/4/11, 85 yards, TD  
 18 vs. New England, 10/10/21, 79 yards, TD  
 at New York Giants, 11/5/06, 80 yards, TD  
 17 vs. Jacksonville, 10/11/20, 90 yards, FG  
 at Jacksonville, 9/6/12, 80 yards, TD  
 16 15x - last: vs. Seattle, 12/12/21, 72 yds, FG

### Longest Scoring Drive (Time)

10:55 vs. Pittsburgh, 10/2/11, 19 plays, 95 yards, TD  
 10:41 vs. Atlanta, 12/4/11, 19 plays, 85 yards, TD  
 10:26 vs. Kansas City, 9/9/07, 15 plays, 65 yards, FG  
 10:08 vs. Detroit, 10/19/08, 15 plays, 79 yards, TD  
 10:06 vs. New England, 10/10/21, 18 plays, 79 yards, TD

### Shortest Scoring Drive (Yards)

-12 at Tennessee, 9/21/08, 4 plays, FG  
 -10 vs. Miami, 9/9/12, 4 plays, FG  
 -9 at Indianapolis, 10/20/19, 4 plays, FG  
 -7 vs. New England, 9/9/18, 4 plays, FG  
 -5 at Pittsburgh, 12/8/02, 4 plays, FG  
 -4 at Tennessee, 11/21/21, 4 plays, FG  
 at Pittsburgh, 9/7/08, 4 plays, FG  
 -3 at Oakland, 12/3/06, 4 plays, FG  
 -1 at New York Jets, 12/15/18, 4 plays, FG  
 at Jacksonville, 11/27/11, 4 plays, FG  
 vs. Jacksonville, 9/28/03, 4 plays, FG

### Shortest Scoring Drive (Plays)

1 21x - last: at Kansas City, 10/13/19, 3 yds, TD

### Shortest Scoring Drive (Time)

0:02 vs. Cleveland, 11/6/11, 1 play, 0 yards, FG  
 0:04 at Philadelphia, 12/23/18, 1 play, 5 yards, TD  
 vs. San Diego, 11/7/10, 1 play, 8 yards, TD  
 vs. Jacksonville, 12/1/08, 1 play, 7 yards, TD  
 at Denver, 11/7/04, 1 play, 1 yard, TD  
 0:07 vs. Arizona, 11/19/17, 1 play, 34 yards, TD  
 vs. Jacksonville, 12/1/08 1 play, 40 yards, TD  
 0:09 at New York Jets, 11/21/10, 1 play, 43 yards, TD

## TOTAL OFFENSE

## TOTAL OFFENSE

### Most Net Yards Gained, Season

6,186 2010  
 6,129 2009  
 6,113 2008  
 6,004 2020  
 5,954 2011  
 5,953 2012

### Most Net Yards Gained, Game

653 vs. Jacksonville (OT), 11/18/12  
 592 vs. Atlanta, 10/6/19  
 549 at Green Bay, 12/7/08  
 526 at Washington (OT), 9/19/10

518 at Tennessee, 10/23/11  
 509 at Seattle, 10/29/17

### Fewest Net Yards Gained, Season

3,572 2002  
 4,053 2005  
 4,306 2003  
 4,463 2006  
 4,727 2021  
 4,820 2022  
 5,035 2016

### Fewest Net Yards Gained, Game

47 at Pittsburgh, 12/8/02  
 107 at Tampa Bay, 12/14/03  
 109 at Buffalo, 10/3/21  
 118 at San Diego, 9/15/02  
 120 at Buffalo, 9/11/05  
 124 at Oakland, 12/3/06  
 at Jacksonville, 12/7/03

### Most Net Yards Allowed, Season

6,668 2020  
 6,535 2021  
 6,452 2022  
 6,213 2019  
 6,082 2003  
 6,031 2010  
 5,824 2005  
 5,571 2014  
 5,546 2017

### Most Net Yards Allowed, Game

607 at Tennessee, 10/18/20  
 540 vs. Cincinnati, 12/27/20  
 535 at Tennessee, 10/12/03  
 525 at Detroit (OT), 11/22/12  
 519 at Philadelphia, 12/23/18  
 517 vs. Indianapolis, 9/11/22  
 515 at Indianapolis, 9/17/06  
 511 vs. Denver, 12/22/13

### Fewest Net Yards Allowed, Season

4,571 2011  
 4,821 2016  
 4,963 2015  
 5,081 2013  
 5,172 2012

### Fewest Net Yards Allowed, Game

117 at Jacksonville, 9/16/12  
 119 vs. Jacksonville, 12/30/18  
 126 at Jacksonville, 12/26/04  
 148 at Tennessee, 10/23/11  
 150 vs. Jacksonville, 12/18/16  
 162 vs. Tennessee, 11/28/10

### Most Net Yards Gained, Season, Both Teams

12,672 2020  
 12,217 2010  
 12,005 2019  
 11,498 2008  
 11,327 2009



11,292	2018
11,272	2022
11,262	2021
11,125	2012
11,084	2014
10,844	2007

**Most Net Yards Gained, Game, Both Teams**

1,111	Texans 640 vs. Jacksonville 458 (OT), 11/18/12
1,028	Texans 488 vs. Cincinnati 540, 12/27/20
1,026	Texans 501 at Detroit 525 (OT), 11/22/12
1,019	Texans 412 at Tennessee 607 (OT), 10/18/20
993	Texans 458 at Tennessee 535, 10/12/03
988	Texans 509 at Seattle 479, 10/29/17
965	Texans 592 vs. Atlanta 373, 10/6/19

**Fewest Net Yards Gained, Season, Both Teams**

8,802	2002
9,856	2016
9,863	2006
9,877	2005
10,388	2003
10,525	2011

**Fewest Net Yards Gained, Game, Both Teams**

385	Texans 118 at San Diego 267, 9/15/02
426	Texans 124 at Oakland 302, 12/3/06
428	Texans 198 at New England 230, 12/17/06
436	Texans 120 at Buffalo 316, 9/11/05
443	Texans 165 at Indianapolis 278, 12/1/02

**Most Net Yards Gained, First Half**

364	vs. Seattle, 12/13/09
324	vs. Seattle, 9/29/13
306	at Miami, 12/27/09
303	at Tennessee, 10/23/11
301	at New Orleans, 9/25/11

**Most Net Yards Gained, Second Half**

365	vs. Atlanta, 10/6/19
328	at New York Giants, 9/21/14
309	vs. Tennessee, 10/21/07
306	vs. Kansas City, 10/17/10
301	at New York Giants, 11/13/22
	vs. Baltimore, 12/13/10

**Fewest Net Yards Gained, First Half**

5	vs. Washington, 11/20/22
8	at Buffalo, 10/3/21
21	at Pittsburgh, 12/8/02
24	vs. Tennessee, 10/21/07
34	vs. Cincinnati, 12/24/16
35	vs. Tennessee, 10/30/22
46	at Tampa Bay, 12/14/03
47	at San Diego, 9/15/02

**Fewest Net Yards Gained, Second Half**

-4	vs. Indianapolis, 10/23/05
26	at Pittsburgh, 12/8/02
29	at Indianapolis, 12/31/17
41	at Arizona, 11/10/13
47	2x - last: at Jacksonville, 11/27/11

**Most Net Yards Allowed, First Half**

392	at Miami, 10/25/15
355	vs. Denver, 12/22/13
299	vs. Washington, 9/24/06
297	at Arizona, 10/11/09
294	at Chicago, 12/13/20

**Most Net Yards Allowed, Second Half**

373	at Tennessee (OT), 10/18/20
354	vs. Cleveland, 12/2/18
339	at Indianapolis (OT), 9/30/18
329	at New Orleans, 9/9/19
316	at Seattle, 10/29/17
312	at L.A. Rams, 11/12/17

**Fewest Net Yards Allowed, First Half**

31	vs. Baltimore, 12/21/14
43	at Jacksonville, 9/16/12
50	vs. San Francisco, 10/25/09
53	vs. Buffalo, 10/14/18
54	vs. Tennessee, 11/28/10

**Fewest Net Yards Allowed, Second Half**

41	at San Diego, 10/28/07
43	at Arizona, 10/11/09
46	vs. Oakland, 10/4/09
52	at Miami, 11/27/22
61	vs. Jacksonville, 10/30/11
65	at Jacksonville, 12/7/14
	at Tampa Bay, 11/13/11

**Most Net Yards Gained, First Quarter**

185	at New Orleans, 9/25/11
184	at Tampa Bay, 11/13/11
179	vs. Tennessee, 10/1/17
178	vs. Indianapolis, 11/3/13
	vs. Tennessee, 10/3/16
174	vs. Seattle, 12/13/09

**Most Net Yards Gained, Second Quarter**

207	at Tennessee, 10/23/11
191	vs. Tennessee, 11/26/18
190	vs. Seattle, 12/13/09
183	vs. Seattle, 9/29/13
179	at Miami, 12/27/09
175	at Indianapolis, 12/20/20

**Most Net Yards Gained, Third Quarter**

224	vs. Atlanta, 10/6/19
190	at Indianapolis, 12/30/12
183	at Oakland, 10/3/10
178	at New York Giants, 9/21/14
175	vs. Carolina, 12/18/11

**Most Net Yards Gained, Fourth Quarter**

257	at Atlanta, 10/4/15
253	vs. Tennessee, 10/21/07
246	vs. L.A. Rams, 10/31/21
203	vs. Jacksonville, 11/18/12
201	vs. Kansas City, 10/8/17
196	at Arizona, 10/11/09



**Fewest Net Yards Gained, First Quarter**

-5	at Indianapolis, 11/14/04
-3	at New York Giants, 11/13/22
	at Buffalo, 9/11/05
0	at Miami, 10/25/15
2	at Jacksonville, 12/17/17
	vs. Indianapolis, 10/9/14
4	vs. Jacksonville, 11/24/13
	at Pittsburgh, 12/8/02

**Fewest Net Yards Gained, Second Quarter**

-10	at Buffalo, 10/3/21
-4	vs. Washington, 11/20/22
4	at San Francisco, 1/1/06
6	at San Diego, 9/15/02
9	vs. New England, 11/23/03
10	at Indianapolis, 12/22/11

**Fewest Net Yards Gained, Third Quarter**

-15	vs. L.A. Rams, 10/31/21
0	at Arizona, 11/10/13
2	vs. Pittsburgh, 10/2/11
5	at Indianapolis, 9/17/06
7	at Kansas City, 9/26/04
10	vs. Philadelphia, 9/10/06

**Fewest Net Yards Gained, Fourth Quarter**

-17	vs. Indianapolis, 10/23/05
-9	at Cincinnati, 11/9/03
-1	at Kansas City, 10/20/13
3	at Indianapolis, 12/31/17
4	at Jacksonville, 11/27/11

**Most Net Yards Allowed, First Quarter**

220	vs. Buffalo, 11/19/06
219	at Miami, 10/25/15
218	vs. Indianapolis, 10/9/14
196	at Kansas City, 10/13/19
191	at Indianapolis, 11/8/09
171	vs. Pittsburgh, 9/18/05

**Most Net Yards Allowed, Second Quarter**

244	vs. Indianapolis, 12/09/18
239	vs. Los Angeles Chargers, 10/2/22
198	vs. Tennessee, 1/9/22
193	vs. Philadelphia, 9/10/06
185	vs. Denver, 12/22/13
184	vs. San Francisco, 12/10/17
177	vs. Tennessee, 12/21/03

**Most Net Yards Allowed, Third Quarter**

224	at Indianapolis, 11/16/08
213	vs. Oakland, 11/17/13
205	at L.A. Rams, 11/12/17
197	vs. New England, 12/1/13
181	vs. Cincinnati, 12/27/20

**Most Net Yards Allowed, Fourth Quarter**

256	vs. Tennessee (OT), 10/18/20
224	vs. Indianapolis, 9/12/10
223	at Seattle, 10/29/17
216	vs. Indianapolis, 9/11/22
213	at Jacksonville, 11/14/10

210	vs. Green Bay, 11/21/04
205	at Oakland, 11/21/16

**Fewest Net Yards Allowed, First Quarter**

-9	vs. N.Y. Jets, 9/13/03
-1	at Jacksonville, 12/26/04
1	vs. San Francisco, 10/25/09
3	at Oakland, 9/14/14
4	vs. Detroit, 10/18/08

**Fewest Net Yards Allowed, Second Quarter**

-2	vs. Indianapolis, 11/3/13
0	at Jacksonville, 9/16/12
7	vs. Buffalo, 10/14/18
8	at Indianapolis, 12/31/17
11	at Carolina, 9/16/07

**Fewest Net Yards Allowed, Third Quarter**

-5	vs. Miami, 9/9/12
1	at Tampa Bay, 11/13/11
4	vs. Tennessee, 9/15/13
	at Indianapolis, 12/30/12
6	at Cincinnati, 10/18/09

**Fewest Net Yards Allowed, Fourth Quarter**

-3	at Kansas City, 10/13/19
2	vs. Oakland, 11/17/13
	at Pittsburgh, 9/7/08
3	vs. Dallas, 9/8/02
7	at Tennessee, 9/21/08
9	at San Diego, 9/9/13
	at Arizona, 10/11/09

**RUSHING****RUSHING YARDS****Season**

2,448	2011
2,161	2014
2,123	2012
2,042	2010
2,021	2018

**Game**

281	vs. Tennessee, 11/26/18
261	vs. Cleveland, 11/6/11
257	vs. Indianapolis, 9/12/10
249	at Oakland, 10/3/10
244	vs. Jacksonville, 1/2/11
222	at Tennessee, 10/23/11

**Fewest, Season**

1,347	2002
1,422	2021
1,466	2020
1,475	2009
1,476	2022
1,586	2007
1,651	2003

**Fewest, Game**

16	vs. Washington, 11/20/22
24	vs. New York Giants, 10/10/10
25	at N.Y. Jets, 11/26/06
28	vs. Tennessee, 12/29/02
29	vs. Pittsburgh, 9/27/20
30	at Tennessee, 12/19/10

**Allowed, Season**

2,894	2022
2,564	2020
2,418	2021
2,370	2003
2,303	2005
2,089	2002
1,962	2008

**Allowed, Game**

320	at Seattle, 10/16/05
314	vs. Tennessee, 10/30/22
288	vs. Tennessee, 1/3/21
281	at Chicago, 9/25/22
263	at Tennessee (OT), 10/18/20
256	at Baltimore, 11/17/19
248	at Miami, 10/25/15

**Fewest Allowed, Season**

1,323	2018
1,536	2011
1,560	2012
1,595	2016
1,597	2015

**Fewest Allowed, Game**

18	at Washington, 9/19/10
24	vs. Tennessee, 11/28/10
27	at N.Y. Jets, 11/26/06
30	vs. Jacksonville, 12/30/18
	at Oakland, 11/21/16
	at Tennessee, 12/27/15

**Season, Both Teams**

4,370	2022
4,119	2005
4,030	2020
4,021	2003
3,984	2011
3,946	2019
3,842	2014

**Game, Both Teams**

442	Texans 244 vs. Jacksonville 198, 1/2/11
387	Texans 67 at Seattle 320, 10/16/05
386	Texans 281 vs. Titans 105, 11/26/18
380	Texans 140 at Cincinnati 240, 11/9/03
378	Texans 122 at Baltimore 256, 11/17/19
373	Texans 92 at Chicago 281, 9/25/22
367	Texans 249 at Oakland 118, 10/3/10

**Fewest, Season, Both Teams**

3,186	2009
3,328	2015

3,344 2018

3,411 2007

3,436 2002

**Fewest, Game, Both Teams**

52	Texans 25 at N.Y. Jets 27, 11/26/06
76	Texans 58 at Washington 18, 9/19/10
89	Texans 45 at Arizona 44, 10/11/09
112	Texans 39 at Los Angeles Chargers 73, 9/22/19
119	Texans 62 at Philadelphia 57, 12/23/18

**ATTEMPTS****Season**

551	2014
546	2011
508	2012
481	2004
472	2018, 2015

**Game**

54	at Cleveland, 11/16/14
48	at Jacksonville, 9/16/12
47	at Tennessee, 10/23/11
46	vs. Tampa Bay, 9/27/15
	at Oakland, 9/14/14
44	3x - last: vs. Atlanta, 12/4/11

**Fewest, Season**

344	2020
398	2022
414	2013
417	2007
420	2021
421	2003
423	2010

**Fewest, Game**

12	vs. Tennessee, 10/21/07
13	vs. N.Y. Jets, 9/13/09
14	vs. Los Angeles Chargers, 10/2/22
	at Miami Dolphins, 11/27/22
	at Minnesota, 10/09/16
	vs. N.Y. Jets, 11/26/06
15	3x; last at Arizona, 10/24/21

**Season, Opponent**

573	2022
533	2003
523	2021
509	2002
506	2005
493	2020
454	2013

**Game, Opponent**

57	at Cincinnati, 11/9/03
48	vs. Indianapolis, 12/5/21
47	at New York Giants, 11/13/22
	at San Francisco, 1/1/06 (OT)
46	at Washington, 12/22/02
45	vs. Tennessee, 10/30/22



43 vs. Cincinnati, 11/23/14  
 42 7x - last: at New York Giants, 9/21/14

**Fewest, Season, Opponent**

378 2011  
 385 2018  
 388 2015  
 390 2012  
 397 2009  
 2016

**Fewest, Game, Opponent**

9 vs. Cleveland, 12/2/18  
 10 vs. New Orleans, 11/29/15  
 vs. Indianapolis, 9/12/10  
 11 at Kansas City, 10/13/19  
 at Tennessee, 12/27/15  
 12 vs. Baltimore, 10/21/12  
 vs. Tennessee, 11/28/10  
 vs. Jacksonville, 10/31/04

**RUSHING AVERAGE****Season**

4.83 2010  
 4.63 2019  
 4.48 2011  
 4.28 2018  
 4.27 2008  
 4.26 2020

**Game**

9.76 vs. Cincinnati, 12/27/20 (17-166)  
 9.40 vs. L.A. Chargers, 10/2/22 (14-131)  
 8.26 vs. Tennessee, 11/26/18 (34-281)  
 7.83 at New Orleans, 9/9/19 (23-180)  
 7.37 at Cincinnati, 11/9/03 (19-140)  
 7.32 at Detroit (OT), 11/22/12 (28-205)

**Lowest, Season**

3.18 2002  
 3.35 2022  
 3.39 2021  
 3.47 2009  
 3.67 2015  
 3.80 2007

**Lowest, Game**

1.21 at Buffalo, 11/16/03 (28-34)  
 1.27 vs. Tennessee, 12/29/02 (22-28)  
 1.30 vs. Washington, 11/20/22 (16-21)  
 1.42 at Pittsburgh, 12/8/02 (26-37)  
 1.60 vs. N.Y. Giants, 10/10/10 (15-24)  
 1.61 vs. Buffalo, 9/28/14 (23-37)

**Season, Opponent**

5.20 2020  
 4.81 2019  
 4.62 2021  
 4.55 2005  
 4.53 2022  
 4.47 2008  
 4.45 2003

**Game, Opponent**

9.74 at Tennessee (OT), 10/18/20  
 9.60 at Tennessee, 9/20/09 (25-240)  
 9.38 at Jacksonville, 10/14/07 (26-244)  
 8.64 vs. Jacksonville, 12/28/14 (14-121)  
 7.92 at Tennessee, 12/3/17 (25-198)

**Lowest, Season, Opponent**

3.44 2018  
 3.97 2017  
 4.00 2014  
 2012  
 4.02 2016  
 4.04 2010  
 4.06 2011

**Lowest, Game, Opponent**

1.04 at N.Y. Jets, 11/26/06 (26-27)  
 1.06 at Washington, 9/19/10 (17-18)  
 1.50 at Oakland, 11/21/16 (20-30)  
 1.57 at Seattle, 10/29/17 (21-33)  
 1.88 vs. Jacksonville, 12/30/18 (16-30)  
 2.00 vs. Tennessee, 11/28/10 (12-24)

**RUSHING TOUCHDOWNS****Season**

20 2010  
 19 2012  
 18 2011  
 17 2019  
 16 2008  
 2004

**Game**

4 vs. New England, 12/1/13  
 3 14x - last: at Kansas City, 10/13/19

**Season, Opponent**

25 2022  
 2021  
 24 2020  
 21 2005  
 18 2008  
 17 2009  
 16 2010  
 2006

**Game, Opponent**

5 at Seattle, 10/16/05  
 4 vs. Tennessee, 1/3/21  
 at Atlanta, 10/4/15  
 vs. Jacksonville, 9/27/09  
 vs. Jacksonville, 12/24/05

**100-YARD RUSHING GAMES BY AN INDIVIDUAL****Season**

11 2011  
 8 2014  
 2010  
 7 2012



5	2008
	2004
<b>Season, Opponent</b>	
10	2005
8	2022
7	2020
	2004
	2003
6	2007

## CONSECUTIVE GAMES WITH A RUSHING TOUCHDOWN

### Texans

9	at Philadelphia 12/23/18 – at Indianapolis 10/20/19
7	at Oakland 10/3/10 – at N.Y. Jets 11/21/10 vs. Tennessee 11/28/04 – at Buffalo 9/11/05
6	at Tennessee 10/23/11 – vs. Atlanta 12/4/11
6	at Las Vegas 10/23/22 - at Miami 11/27/22
5	vs. Tennessee 9/30/12 – vs. Buffalo 11/4/12 vs. Carolina 12/18/11 – at Jacksonville 9/16/12 at Oakland 12/3/06 – vs. Cleveland 12/31/06

### Opponent

9	at Tennessee 10/18/20 – vs. Tennessee 1/3/21
8	at Cleveland 9/19/21 – at Miami 11/7/21
6	at Pittsburgh 9/7/08 – vs. Detroit 10/19/08 at Baltimore 11/27/17 – vs. Pittsburgh 12/25/17
5	vs. N.Y. Jets 11/28/21 – vs. L.A. Chargers 12/26/21 at Philadelphia 12/2/10 – vs. Jacksonville 1/2/11 at Washington 9/19/10 – vs. Kansas City 10/17/10 at Buffalo 11/1/09 – at Jacksonville 12/6/09 at Dallas 10/15/06 – at Jacksonville 11/12/06 at Jacksonville 11/6/05 – at Baltimore 12/4/05 at New Orleans 9/14/03 – vs. N.Y. Jets 10/19/03

## PASSING

### NET YARDS PASSING

#### Most, Season

4,654	2009
4,538	2020
4,267	2008
4,144	2010
3,833	2015

#### Most, Game

504	vs. Jacksonville (OT), 11/18/12
468	at Washington (OT), 9/19/10
426	vs. Atlanta, 10/6/19
408	at Green Bay, 12/7/08
403	vs. Oakland, 10/9/11
385	vs. Cincinnati, 10/18/09

#### Fewest, Season

2,225	2002
2,237	2005
2,655	2003
2,778	2006

3,176	2016
-------	------

#### Fewest, Game

-5	at Oakland, 12/3/06
6	vs. Indianapolis, 10/23/05
10	at Pittsburgh, 12/8/02
25	at Buffalo, 9/11/05
29	at San Diego, 9/15/02

#### Most Allowed, Season

4,280	2010
4,276	2019
4,167	2018
4,117	2021
4,104	2020
3,890	2014

#### Most Allowed, Game

462	at Philadelphia, 12/23/18
446	at Seattle, 10/29/17
437	vs. Indianapolis (OT), 9/30/18
421	at Tennessee, 10/12/03
419	at Detroit (OT), 11/22/12 vs. Indianapolis, 9/12/10

#### Fewest Allowed, Season

3,035	2011
3,123	2013
3,141	2002
3,226	2016
3,336	2015

#### Fewest Allowed, Game

31	at Jacksonville, 12/26/04
52	at Jacksonville, 9/16/12
83	vs. Jacksonville, 12/18/16
86	at Tennessee, 10/29/06
89	vs. Jacksonville, 12/30/18

#### Most, Season, Both Teams

8,642	2020
8,424	2010
8,141	2009
8,059	2019
7,948	2018

#### Most, Game, Both Teams

876	Texans 504 vs. Jacksonville 378 (OT), 11/18/12
871	Texans 468 at Washington 403 (OT), 9/19/10
813	Texans 367 at Seattle 446, 10/29/17
788	Texans 367 at Tennessee 421, 10/12/03
784	Texans 347 at Indianapolis 437 (OT), 9/30/18
771	Texans 309 at Philadelphia 462, 12/23/18

#### Fewest, Season, Both Teams

5,366	2002
5,758	2005
6,222	2006
6,367	2003
6,402	2016

#### Fewest, Game, Both Teams

145	Texans 114 at Jacksonville 31, 12/26/04
172	Texans 29 at San Diego 143, 9/15/02
184	Texans -5 at Oakland 189, 12/3/06



189      Texans 25 at Buffalo 164, 9/11/05  
 218      Texans 93 at New England 125, 12/14/06

## GROSS YARDS PASSING

### Most, Season

4,843      2020  
 4,803      2009  
 4,474      2008  
 4,370      2010  
 4,183      2013

### Most, Game

527      vs. Jacksonville (OT), 11/18/12  
 497      at Washington (OT), 9/19/10  
 426      vs. Atlanta, 10/6/19  
 416      vs. Oakland, 10/9/11  
 414      vs. Green Bay, 12/7/08

### Fewest, Season

2,636      2002  
 2,661      2005  
 2,841      2003  
 3,032      2006  
 3,418      2016

### Fewest, Game

32      at Oakland, 12/3/06  
 33      at Pittsburgh, 12/8/02  
 48      vs. Indianapolis, 10/23/05  
 64      at Tampa Bay, 12/14/03  
 70      at Buffalo, 9/18/05

### Most Allowed, Season

4,499      2010  
 4,491      2019  
 4,477      2018  
 4,342      2021  
 4,325      2020  
 4,141      2014

### Most Allowed, Game

471      at Philadelphia, 12/23/18  
 464      at Indianapolis (OT), 9/30/18  
 452      at Seattle, 10/29/17  
 441      at Detroit (OT), 11/22/12  
 433      vs. Indianapolis, 9/12/10

### Fewest Allowed, Season

3,310      2013  
 3,322      2011  
 3,378      2002  
 3,424      2016  
 3,598      2008

### Fewest Allowed, Game

54      at Jacksonville, 12/26/04  
 55      vs. Tennessee, 10/30/22  
 76      at Jacksonville, 9/16/12  
 87      at Tennessee, 10/29/06  
 92      at Jacksonville, 12/18/16  
 97      vs. Jacksonville, 10/30/11

## PASS ATTEMPTS

### Most, Season

633      2013  
 619      2015  
 593      2009  
 583      2016  
 579      2022  
 574      2010

### Most, Game

62      vs. Baltimore (OT), 12/13/10  
 58      at Carolina, 9/20/15  
      at Jacksonville, 12/5/13  
 57      at Atlanta, 10/4/15  
 55      vs. Jacksonville (OT), 11/18/12  
 54      at Tennessee, 12/19/10  
      at N.Y. Jets, 11/26/06

### Fewest, Season

439      2003  
 447      2002  
 449      2005  
 467      2011  
 471      2004

### Fewest, Game

9      vs. Indianapolis, 10/23/05  
 10      at Pittsburgh, 12/8/02  
 14      at Oakland, 12/3/06  
 15      at Tampa Bay, 11/13/11  
      vs. Cleveland, 12/31/06

### Most, Season, Opponent

619      2014  
 594      2018  
 586      2019  
 581      2012  
 553      2015  
 547      2010  
 546      2021  
      2007

### Most, Game, Opponent

62      at Indianapolis (OT), 9/30/18  
 61      at Detroit (OT), 11/22/12  
 58      at Pittsburgh, 12/8/02  
 57      vs. Indianapolis, 9/12/10  
 55      at Miami, 12/27/09

### Fewest, Season, Opponent

469      2005  
 471      2008  
 484      2013  
 501      2017  
 502      2003

### Fewest, Game, Opponent

10      at Tennessee, 10/30/22  
 11      at San Diego, 10/28/07  
 15      at San Francisco, 10/6/13  
      at Tennessee, 10/29/06  
 16      vs. St. Louis, 10/13/13

# REGULAR SEASON TEAM RECORDS



18 at Minnesota, 11/2/08  
at Pittsburgh, 9/7/08

## PASS COMPLETIONS

### Most, Season

399 2009  
383 2020  
371 2013  
367 2008  
365 2010

### Most, Game

43 vs. Jacksonville (OT), 11/18/12  
39 at N.Y. Jets, 11/26/06  
38 at Washington (OT), 9/19/10  
35 at Tennessee, 12/19/10  
at Arizona, 10/11/09

### Fewest, Season

235 2002  
248 2003  
270 2005  
286 2004  
288 2011

### Fewest, Game

3 at Pittsburgh, 12/8/02  
6 vs. Indianapolis, 10/23/05  
at San Diego, 9/15/02  
7 at Oakland, 12/3/06  
8 vs. Pittsburgh, 12/25/17

### Most, Season, Opponent

385 2018  
375 2019  
363 2021  
2014  
361 2007  
354 2010  
344 2009  
2004

### Most, Game, Opponent

40 vs. Indianapolis, 9/12/10  
vs. Indianapolis (OT), 9/30/18  
36 vs. Kansas City, 12/18/22  
vs. Minnesota, 10/10/04  
35 at Philadelphia, 12/23/18  
at Miami, 12/27/09  
34 at Indianapolis, 11/8/09

### Fewest, Season, Opponent

279 2011  
281 2002  
287 2013  
294 2008  
297 2003

### Fewest, Game, Opponent

6 vs. Tennessee, 10/30/22  
at San Francisco, 10/6/13  
7 at San Diego, 10/28/07  
at Tennessee, 10/29/06

8 at Chicago, 9/25/22  
vs. Tennessee, 12/29/02  
9 at Jacksonville, 9/16/12

## TOUCHDOWN PASSES

### Most, Season

33 2020  
29 2015  
2009  
28 2017  
27 2019  
26 2018

### Most, Game

6 vs. Tennessee, 11/30/14  
5 vs. Atlanta, 10/6/19  
vs. Miami, 10/25/18  
vs. Kansas City, 10/8/17  
vs. Jacksonville (OT), 11/18/12  
4 at Detroit, 11/26/20  
at Tennessee (OT), 10/18/20  
vs. New England, 12/1/19  
at Seattle, 10/29/17  
vs. Tennessee, 10/1/17  
at Denver, 9/23/12  
at Cincinnati, 10/18/09  
at Tennessee, 9/20/09  
vs. Tennessee, 10/21/07

### Most, Season, Opponent

33 2019  
2010  
32 2004  
30 2020  
2017  
29 2013  
2012

### Most, Game, Opponent

6 vs. Green Bay, 10/14/12  
5 at Indianapolis, 11/14/04  
vs. Minnesota (OT), 10/10/04  
vs. New England, 9/24/17  
4 17x - last: vs. Tennessee, 1/9/22

## CONSECUTIVE GAMES WITH A PASSING TOUCHDOWN

### Texans

16 at Jacksonville 11/14/10 – vs. Jacksonville 10/30/11  
15 at New England 9/9/18 - at Philadelphia 12/23/18  
14 vs. Baltimore 12/21/14 – at Buffalo 12/06/15  
13 vs. Buffalo 1/4/20 – vs. Detroit 11/26/20  
12 at Indianapolis 11/8/09 – at Oakland 10/3/10  
at Jacksonville 10/14/07 – vs. Jacksonville 12/30/07

### Opponent

22 at Oakland 9/14/14 – at Miami 10/25/15  
20 at Tennessee 12/3/17 - at Philadelphia 12/23/18  
12 vs. Cleveland 1/2/05 – vs. St. Louis 11/27/05



## FIRST DOWNS

## FIRST DOWNS

## Most, Season

360	2010
346	2019
341	2012
340	2009
	2008
335	2015

## Most, Game

39	vs. Jacksonville (OT), 11/18/12
35	at Kansas City, 10/13/19
33	vs. Tennessee, 10/1/17
31	vs. Atlanta, 10/6/19
30	vs. Tampa Bay, 9/27/15
	at Indianapolis (OT), 9/30/18
29	7x; last vs. Oakland, 10/27/19

## Fewest, Season

208	2002
237	2003
243	2005
266	2021
277	2022
282	2006
295	2007

## Fewest, Game

3	at Pittsburgh, 12/8/02
6	at Buffalo, 10/3/21
7	at Tampa Bay, 12/14/03
	at Jacksonville, 12/7/03
	at San Diego, 9/15/02
	vs. New England, 12/13/15

## Most Allowed, Season

390	2020
382	2021
372	2022
352	2010
348	2005
346	2019
336	2003

## Most Allowed, Game

34	at Indianapolis, 9/17/06
33	vs. Kansas City, 12/18/22
	vs. Indianapolis, 9/11/22
	at Indianapolis, 12/23/07
31	at Seattle, 10/16/05
	at Tennessee (OT), 10/18/20

## Fewest Allowed, Season

270	2011
272	2016
281	2015
282	2013
291	2002

292 2012

## Fewest Allowed, Game

6	vs. Jacksonville, 12/30/18
	at Jacksonville, 12/26/04
8	at Chicago, 11/11/12
	vs. Oakland, 10/4/09
9	vs. Tennessee, 10/1/17
	at Jacksonville, 9/16/12
	vs. Tennessee, 11/28/10
	at Buffalo, 11/1/09
	vs. Jacksonville, 12/18/16

## Most, Season, Both Teams

712	2010
692	2019
649	2022
648	2021
642	2014
640	2009
	2008
633	2012

## Most, Game, Both Teams

58	Texans 30 vs. Indianapolis 28 (OT), 9/30/18
56	at Tennessee (OT), 10/18/20
	Texans 39 vs. Jacksonville 17 (OT), 11/18/12
55	Texans 26 at Detroit 29 (OT), 11/22/12
	Texans 27 vs. Indianapolis 28, 11/29/09
53	Texans 20 vs. Indianapolis 33, 9/11/22
	Texans 31 vs. Atlanta 22, 10/6/19
	Texans 29 at Browns 24, 11/16/14

## Fewest, Season, Both Teams

499	2002
573	2003
589	2013
591	2011
	2005

## Fewest, Game, Both Teams

21	Texans 13 at Chicago 8, 11/11/12
23	Texans 9 at Jacksonville 14, 11/27/11
	Texans 10 at Indianapolis 13, 12/1/02
	Texans 7 at San Diego 16, 9/15/02
24	Texans 16 vs. Oakland 8, 10/4/09
	Texans 13 vs. Dallas 11, 9/8/02

## RUSHING FIRST DOWNS

## Most, Season

131	2011
118	2010
114	2012
112	2019
108	2014
106	2008
	2006

## Most, Game

16	at Jacksonville, 9/16/12
15	at New York Giants, 11/13/22



at Indianapolis Colts, 1/8/23  
 vs. Indianapolis, 9/12/10  
 14 vs. Cleveland, 11/6/11  
 at Tennessee, 10/23/11  
 vs. Indianapolis, 12/24/06

**Fewest, Season**

59 2002  
 77 2021  
 83 2020  
 86 2017  
 2003  
 89 2005  
 90 2022  
 2013  
 2015

**Fewest, Game**

0 at Arizona, 10/24/21  
 1 8X - last: at Pittsburgh, 9/27/20

**Most, Season, Opponent**

150 2022  
 145 2020  
 135 2021  
 130 2003  
 123 2005  
 116 2002  
 115 2006  
 114 2008

**Most, Game, Opponent**

19 at Seattle, 10/16/05  
 18 vs. Indianapolis, 12/5/21  
 17 vs. Tennessee, 1/3/21  
 16 at Cincinnati, 11/9/03  
 15 vs. Jacksonville, 1/2/11  
 vs. Kansas City, 11/20/05  
 at Washington, 12/22/02

**Fewest, Season, Opponent**

73 2011  
 76 2018  
 79 2015  
 87 2016  
 88 2017  
 2013

**Fewest, Game, Opponent**

0 at Indianapolis, 10/20/19  
 1 vs. Arizona, 11/19/17  
 at New England, 9/24/17  
 vs. Jacksonville, 1/3/16  
 at Tennessee, 12/27/15  
 vs. Baltimore, 12/21/14  
 at Tennessee, 10/26/14  
 vs. Tennessee, 11/28/10  
 vs. Oakland, 10/4/09  
 at Carolina, 9/16/07

**PASSING FIRST DOWNS****Most, Season**

231 2009  
 222 2020  
 2010  
 210 2015  
 2008  
 205 2012  
 203 2019

**Most, Game**

26 vs. Jacksonville (OT), 11/18/12  
 23 at Indianapolis (OT), 9/30/18  
 at Washington (OT), 9/19/10  
 21 vs. Baltimore (OT), 12/13/10  
 at Cincinnati, 10/18/09  
 20 at Kansas City, 10/13/19  
 vs. Seattle, 9/29/13  
 at Tennessee, 12/19/10

**Fewest, Season**

119 2002  
 127 2003  
 142 2005  
 156 2006  
 159 2022  
 162 2021  
 171 2014

**Fewest, Game**

1 at Pittsburgh, 12/8/02  
 vs. Indianapolis, 9/22/02  
 2 at Oakland, 12/3/06  
 3 at Tampa Bay, 12/14/03  
 4 9x - last: at Buffalo, 10/3/21

**Most, Season, Opponent**

222 2020  
 220 2019  
 218 2021  
 211 2010  
 206 2014  
 200 2018

**Most, Game, Opponent**

23 at Indianapolis (OT), 9/30/18  
 21 vs. Kansas City, 10/8/17  
 at Detroit (OT), 11/22/12  
 at Indianapolis, 11/16/08  
 at Indianapolis, 9/17/06  
 vs. Minnesota (OT), 10/10/04

**Fewest, Season, Opponent**

155 2002  
 157 2016  
 158 2013  
 166 2011  
 167 2008  
 2012





## Fewest, Game, Opponent

2	at Jacksonville, 12/26/04
3	vs. Tennessee, 10/30/22
4	8x, last at Tennessee, 12/24/22

## FIRST DOWNS BY PENALTY

## Most, Season

47	2017
37	2018
35	2015
34	2014
31	2019

## Most, Game

8	vs. Jacksonville, 9/10/17
6	vs. Cincinnati, 11/3/02
5	10x, last vs. Kansas City, 12/18/22

## Fewest, Season

9	2007
12	2005
14	2011
16	2009
19	2013

## Most, Season, Opponent

37	2017
	2005
36	2013
34	2014
	2009
31	2012
	2011

## Most, Game, Opponent

7	at Jacksonville, 12/5/13
6	vs. Indianapolis, 10/8/15
	at Indianapolis, 12/22/11
	at Indianapolis, 11/8/09

## Fewest, Season, Opponent

19	2008
20	2002
21	2007
	2004

## FIELD GOALS

## FIELD GOALS

## Most, Season

37	2018
35	2016
32	2011
31	2012
30	2014
29	2022
	2008
27	2020
	2010

## Fewest, Season

17	2004
	2002
18	2003
19	2006
20	2019
	2017

## Most Attempted, Season

42	2018
41	2016
38	2012
	2011
35	2014
	2013
34	2005

## Fewest Attempted, Season

22	2003
24	2004
	2002
25	2019
	2017
	2006
27	2021
	2015

## Most Attempted, Game

7	at Miami, 9/7/03
6	vs. Baltimore, 12/21/14
	vs. Indianapolis, 12/16/12
5	11x - last: at New York Jets, 12/15/18

## Most Converted, Game

6	vs. Baltimore, 12/21/14
5	7x, last at New York Jets, 12/15/18

## Consecutive Games Scoring Field Goals

19	9/22/13 - 10/5/14
18	1/09/22 - 1/08/23
17	10/23/11 - 10/21/12
15	11/1/10 - 10/9/11
10	11/13/05 - 9/17/06

## Most Field Goals Made, Season, Opponent

33	2017
30	2013
	2011
28	2022
	2021
	2007
	2005
	2003

## Fewest Field Goals Made, Season, Opponent

19	2014
20	2015
	2009
21	2019
	2012
	2010
22	2004



### Most Field Goals Attempted, Season, Opponent

36	2011
35	2017
	2013
	2003
34	2002

### Fewest Field Goals Attempted, Season, Opponent

22	2014
23	2009
24	2012
26	2019
	2018
	2015

### Most Field Goals Attempted, Game, Opponent

8	vs. Tennessee, 10/21/07*
5	7x - last: at Kansas City, 10/08/17

### Most Field Goals Converted, Game, opponent

8	vs. Tennessee, 10/21/07*
5	4x last; at Kansas City 10/08/17

\* NFL record.

### Most Field Goals Converted, Game, Both Teams

9	Texans 5 vs. Miami 4, 10/7/07
8	Texans 0 vs. Tennessee 8*, 10/21/07

\* NFL record.

## PUNTING

### PUNTS

### Most, Season

116	2002
97	2003
96	2015
92	2017
88	2022
	2021
	2013
	2012

### Most, Game

11	at Jacksonville, 12/17/17
	at Indianapolis, 12/1/02
10	6x - last: at Tennessee, 12/2/12

### Fewest, Season

53	2008
55	2020
	2007
57	2019
63	2010
67	2009
72	2016

### Fewest, Game

0	vs. Kansas City, 10/13/19
1	7x; last at Las Vegas, 10/23/22

### Most Punts, Season, opponent

101	2015
98	2002
92	2012
91	2013

### Most Punts, Game, Opponent

11	vs. Oakland, 11/17/13
10	at San Francisco, 1/1/06
	at San Diego, 9/15/02

### Fewest Punts, Season, Opponent

55	2020
56	2019
57	2021
59	2007
63	2005
65	2006

### Fewest Punts, Game, Opponent

0	vs. L.A. Chargers, 12/26/21
	at Baltimore, 11/17/19
	vs. Jacksonville, 10/14/07
	vs. Indianapolis, 10/23/05
1	10x - last: vs. New England, 10/10/21

### Most Punts, Season, Both Teams

214	2002
197	2015
180	2012
179	2013
173	2017
172	2003
167	2014

### Most Punts, Game, Both Teams

20	Texans 9 vs. Oakland 11, 11/17/13
	Texans 11 at Indianapolis 9, 12/1/02
	Texans 10 at San Diego 10, 9/15/02
19	Texans 10 at Jacksonville 9, 11/27/11
	Texans 10 vs. Dallas 9, 9/8/02

### Fewest Punts, Season, Both Teams

106	2020
113	2019
114	2007
120	2008
130	2010
140	2005

### Fewest Punts, Game, Both Teams

1	Texans 1 vs. L.A. Chargers 0, 12/26/21
2	Texans 0 at Kansas City 2, 10/13/19
	Texans 2 at Jacksonville 0, 10/14/07
3	Texans 1 at Las Vegas 2, 10/23/22
	Texans 3 at Baltimore 0, 11/17/19
	Texans 2 at Indianapolis 1, 11/16/08
	Texans 1 vs. Miami 2, 10/7/07
	Texans 2 at Indianapolis 1, 12/24/06



## PUNT YARDS

### Most Yards, Season

4,720	2002
4,533	2015
4,507	2017
4,229	2022
4,189	2013
4,150	2012
4,108	2021
4,028	2003

### Most Yards, Game

518	at Jacksonville, 12/17/17
489	at Tennessee, 12/2/12
442	vs. Oakland, 11/17/13
440	at Cincinnati, 9/14/17
436	at Jacksonville, 11/27/11
435	at Indianapolis, 12/1/02

### Fewest Yards, Season

2,240	2008
2,296	2007
2,531	2020
2,559	2019
2,650	2010

### Fewest Yards, Game

0	at Kansas City, 10/13/19
30	at Washington, 11/18/18
33	vs. Jacksonville, 10/11/20
35	vs. Atlanta, 10/6/19
39	at Buffalo, 11/1/09
42	vs. Tennessee, 1/3/21

### Most Yards, Season, Opponent

4,693	2015
4,176	2012
4,161	2013
3,896	2011
3,892	2002

### Most Yards, Game, Opponent

540	vs. Oakland, 11/17/13
470	at Jacksonville, 9/16/12
449	vs. Jacksonville, 12/30/18
427	at Tennessee, 12/27/15
	vs. Oakland, 10/4/09
413	vs. Buffalo, 9/28/14

### Fewest Punting Yards, Season, Opponent

2,285	2020
2,513	2021
2,528	2005
2,535	2007
2,632	2019
2,880	2004

### Fewest Punting Yards, Game, Opponent

0	vs. Las Angeles Chargers, 12/26/21
	at Baltimore, 11/17/19
	vs. Jacksonville, 10/14/07
	vs. Indianapolis, 10/23/05

39	vs. Pittsburgh, 9/18/05
40	vs. Cincinnati, 12/27/20
41	at Seattle, 10/16/05

### Highest Punting Average, Season

49.0	2017, 92 punts
48.1	2022, 88 punts
47.6	2013, 88 punts
47.5	2016, 72 punts
47.2	2015, 96 punts
47.2	2012, 88 punts
46.7	2021, 88 punts
46.0	2020, 55 punts

### Lowest Punting Average, Season

38.8	2005, 77 punts
40.7	2002, 116 punts
41.2	2004, 73 punts
41.5	2003, 97 punts
41.6	2006, 76 punts

### Highest Punting Average, Game (Minimum 4 punts)

58.9	at Arizona, 11/10/13, 7 punts
58.5	at New England, 9/24/17, 4 punts
54.5	vs. Indianapolis, 10/9/14, 4 punts
54.2	at Denver, 9/23/12, 5 punts
53.0	vs. Seattle, 10/29/17, 5 punts
53.6	at Denver, 9/18/22, 5 punts
52.8	vs. Atlanta, 12/4/11, 5 punts

### Highest Punting Average, Season, Opponent

47.4	2022, 73 punts
47.3	2017, 81 punts
47.0	2019, 56 punts
46.9	2011, 83 punts
46.8	2009, 76 punts
46.7	2018, 80 punts
46.5	2015, 101 punts

### Lowest Punting Average, Game (Minimum 4 punts)

30.7	at Chicago, 12/19/04, 7 punts
33.8	at Indianapolis, 11/14/04, 4 punts
34.2	at Jacksonville, 11/12/06, 5 punts
34.3	at Cleveland, 11/25/07, 4 punts
34.7	vs. Jacksonville, 11/17/02, 6 punts

### Highest Punting Average, Game, Opponent (Minimum 4 punts)

56.8	at Oakland, 12/3/06, 4 punts
	at Dallas, 10/15/06, 4 punts
53.9	at Carolina, 9/20/15, 7 punts
53.4	vs. Oakland, 10/4/09, 8 punts
52.8	at San Diego, 10/28/07, 5 punts

### Lowest Punting Average, Season, Opponent

39.7	2002, 98 punts
40.1	2005, 63 punts
41.7	2004, 69 punts
	2003, 75 punts
43	2007, 59 punts

### Lowest Punting Average, Game, Opponent (Minimum 4 punts)

25.7	at Washington, 12/22/02, 7 punts
31.2	at San Francisco, 1/1/06, 10 punts
31.3	vs. New England, 11/23/03, 4 punts



33 vs. Cleveland, 10/30/05, 4 punts  
 34 at Cleveland, 11/25/07, 5 punts

## PUNT RETURNS

### PUNT RETURN TOUCHDOWNS

#### Most Touchdowns, Punt Returns

2 2008 Jacoby Jones 73 yards vs. Cincinnati, 10/26/08; Jacoby Jones 70 vs. Miami, 10/12/08  
 1 2013 Keshawn Martin 87 vs. Oakland, 11/17/13  
 2011 Jacoby Jones 79 vs. Indianapolis, 9/11/11  
 2002 Avion Black 76 vs. Baltimore, 12/15/02  
 2016 Will Fuller V 67 vs. Tennessee, 10/2/16

#### Most Touchdowns, Punt Returns, Opponent

1 2022 Donovan Peoples-Jones 76 yards vs. Cleveland 12/4/22  
 2017 Tyreek Hill 82 yards vs. Kansas City, 10/8/17  
 2016 Marcus Sherels 79 yards at Minnesota, 10/9/16  
 2013 Tandon Doss 76 at Baltimore, 9/22/13  
 2012 Marcus Thigpen 72 vs. Miami, 9/9/12  
 2008 Johnnie Lee Higgins 80 at Oakland, 12/21/08  
 2006 Adam Jones 53 at Tennessee, 10/29/06  
 2005 Adam Jones 52 at Tennessee, 12/11/05  
 2003 Dante Hall 73 vs. Kansas City, 9/21/03

### PUNT RETURNS

#### Most, Season

53 2002  
 52 2015  
 51 2011  
 45 2009  
 42 2013

#### Most, Game

7 vs. Oakland, 11/17/13  
 at Jacksonville, 11/27/11  
 vs. Oakland, 10/4/09  
 at Baltimore, 12/4/05  
 6 vs. Jacksonville, 12/30/18  
 at Carolina, 9/20/15  
 at Jacksonville, 9/16/12

#### Fewest, Season

20 2020  
 22 2019  
 23 2006  
 26 2021  
 30 2005  
 32 2008

#### Most Returns, Season, Opponent

60 2015  
 58 2002  
 49 2017  
 48 2016  
 2012

#### Most Returns, Game, Opponent

7 2x last; vs. Cincinnati 12/24/16

6 12x - last, at Denver, 11/4/18

#### Fewest Punt Returns, Season, Opponent

19 2007  
 20 2020  
 21 2008  
 24 2019  
 2009  
 29 2010  
 30 2004

### PUNT RETURN YARDS

#### Most Yards, Season

529 2011  
 512 2002  
 449 2009  
 414 2012  
 386 2008

#### Most Yards, Game

125 vs. Oakland, 11/17/13  
 100 at Arizona, 10/11/09  
 92 vs. Baltimore, 12/15/02  
 91 at Jacksonville, 11/27/11  
 vs. Indianapolis, 9/11/11

#### Fewest Yards, Season

158 2020  
 188 2021  
 208 2014  
 214 2019  
 223 2005  
 235 2010

#### Fewest Yards, Game

-12 vs. Detroit, 10/19/08  
 -6 at Denver, 11/7/04  
 -4 2x last; vs. Carolina, 9/23/21  
 -3 2x last; at Indianapolis, 12/31/17

#### Most Punt Return Yards, Season, Opponent

612 2015  
 608 2017  
 530 2013  
 483 2012  
 477 2016

#### Most Punt Return Yards, Game, Opponent

100 at Minnesota, 10/09/16  
 98 vs. Cincinnati, 9/14/17  
 93 at Baltimore, 9/22/13  
 86 vs. Cleveland, 12/04/22  
 83 vs. Kansas City, 10/08/17  
 82 vs. Pittsburgh, 12/25/17

#### Fewest Punt Return Yards, Season, Opponent

82 2019  
 104 2009  
 128 2020  
 151 2007  
 219 2005  
 233 2010

**Fewest Punt Return Yards, Game, Opponent**

-4	vs. Oakland, 10/4/09
-3	at Pittsburgh, 9/7/08
-2	at San Diego, 9/15/02
-1	at Los Angeles Chargers, 9/22/19
	at Indianapolis, 12/1/02

**PUNT RETURN AVERAGE****Highest Average, Season**

12.1	2008
10.9	2016
10.9	2012
10.5	2006
10.4	2011
10.0	2009

**Highest Average, Game (Minimum 4 returns)**

21.8	vs. Miami, 10/12/08
20.0	at Arizona, 10/11/09
18.3	at Buffalo, 11/1/09
17.9	vs. Oakland, 11/17/13
16.8	at Tennessee, 12/2/12

**Lowest Average, Season**

6.12	2014
6.65	2010
6.71	2003
7.23	2021
7.25	2015
7.43	2005
7.9	2020

**Lowest Average, Game (Minimum 4 returns)**

0.8	vs. San Francisco, 12/10/17
1.8	vs. Tennessee (OT), 9/15/13
2.3	vs. Baltimore, 10/21/12
2.5	at Tampa Bay, 11/13/11
3.0	2x; vs. Kansas City, 9/18/16

**Highest Punt Return Average, Season, opponent**

12.41	2017
12.38	2014
12.32	2013
11.19	2008
10.2	2015

**Highest Punt Return Average, Game, Opponent (Minimum 4 returns)**

25.0	at Minnesota, 10/09/16
20.8	vs. Kansas City, 10/8/17
17.3	at Jacksonville, 10/27/02
16.8	at Indianapolis, 12/20/15
16.4	vs. Pittsburgh, 12/25/17
16.3	at Cincinnati, 9/14/2017
16.2	vs. Kansas City, 9/13/15

**Lowest Punt Return Average, Season, Opponent**

3.4	2019
4.3	2009
5.7	2002
6.6	2005
6.7	2020

**Lowest Punt Return Average, Game, Opponent (Minimum 4 returns)**

-0.3	at San Diego, 9/15/02
-0.2	at Indianapolis, 12/1/02
1	at Jacksonville, 11/27/11
1.4	vs. Dallas, 9/8/02
2.1	vs. Cincinnati, 12/24/16

**KICKOFF RETURNS****KICKOFF RETURN TOUCHDOWNS****Most Touchdowns, Kickoff Returns, Season**

4	2007
2	2005
1	2021
	2009

**Most Touchdowns, Kickoff Returns, Game**

2	André Davis 104 and 97 yards vs. Jacksonville, 12/30/2007
1	Tremon Smith 98 at Jacksonville, 12/19/21
	Jacoby Jones 95 vs. Oakland, 10/4/09
	André Davis 97 vs. Tampa Bay, 12/9/07
	Jerome Mathis 84 vs. Indianapolis, 9/23/07
	Jerome Mathis 99 vs. Kansas City, 10/23/05
	Jerome Mathis 89 vs. Indianapolis, 10/23/05

**Most Touchdowns, Kickoff Returns, Season, Opponent**

2	2012
1	2016
	2010
	2006
	2004
	2002

**Most Touchdowns, Kickoff Returns, Game, Opponent**

1	Marqise Lee 100 yards vs. Jacksonville, 12/18/16
	Deji Karim 101 yards at Indianapolis, 12/30/12
	Joe McKnight 100 at N.Y. Jets, 10/8/12
	David Reed 103 vs. Baltimore (OT), 12/13/10
	Ellis Hobbs 93 at New England, 12/17/06
	Eddie Drummond 99 at Detroit, 9/19/04
	André Davis 95 at Cleveland, 10/20/02

**KICKOFF RETURNS****Most, Season**

84	2005
80	2003
77	2002
74	2007
72	2008

**Most, Game**

8	4x - last: at Indianapolis, 11/16/08
7	20x - last: at N.Y. Jets, 11/21/10

**Fewest, Season**

14	2019
18	2015
20	2018
	2014

# REGULAR SEASON TEAM RECORDS



22	2022
27	2017
29	2011
36	2020

## Most Returns, Season, Opponent

73	2008
72	2010
71	2009
69	2007
62	2012

## Most Returns, Game, Opponent

7	7x - last: vs. Baltimore, 10/21/12
---	------------------------------------

## Fewest Returns, Season, Opponent

27	2017
32	2021
33	2018
34	2020
37	2022
39	2019
	2013
40	2015

## KICKOFF RETURN YARDS

## Most Yards, Season

2,173	2005
1,961	2007
1,700	2003
1,609	2006
1,550	2008

## Most Yards, Game

278	vs. Kansas City, 11/20/05
266	vs. Indianapolis, 10/23/05
234	vs. Jacksonville, 12/30/07
233	vs. Indianapolis, 9/23/07
207	at Indianapolis, 11/16/08

## Fewest Yards, Season

308	2019
422	2014
430	2015
487	2018
513	2022
557	2016
558	2017
722	2020

## Most Return Yards, Season, Opponent

1,741	2010
1,630	2008
1,597	2009
1,595	2012
1,593	2007

## Most Return Yards, Game, Opponent

233	vs. Baltimore (OT), 12/13/10
201	vs. Baltimore, 10/21/12
199	vs. Oakland, 10/3/04
191	vs. Miami, 10/7/07
189	at Buffalo, 11/1/09

## Fewest Return Yards, Season, Opponent

547	2017
653	2021
682	2018
703	2022
705	2020
725	2019
977	2015

## KICKOFF RETURN AVERAGE

## Highest Average, Season

26.5	2007
25.9	2005
25.2	2011
24.7	2013
24.4	2018

## Highest Average, Game (Minimum 4 returns)

46.8	vs. Jacksonville, 12/30/07
38.0	vs. Indianapolis, 10/23/05
35.4	vs. Cleveland, 10/30/05
34.8	vs. Kansas City, 11/20/05
33.3	vs. Indianapolis, 9/23/07

## Lowest Average, Season

18.6	2016
19.8	2010
19.9	2002
20.1	2020
20.7	2017
21.0	2004

## Lowest Average, Game (Minimum 4 returns)

11.8	at Cincinnati, 12/11/11
12.7	at N.Y. Jets, 11/21/11
13.3	vs. Jacksonville, 12/24/05
13.5	at Detroit, 9/19/04
13.7	at Jacksonville, 10/14/07

## Highest Return Average, Season, Opponent

26.0	2014
25.7	2013
	2012
24.4	2015
24.2	2010

## Highest Return Average, Game, Opponent (Minimum 4 returns)

42.5	at Indianapolis, 12/30/12
42.0	at Cleveland, 10/20/02
39.3	at Detroit, 9/19/04
38.8	vs. Baltimore (OT), 12/13/10
36.3	vs. Tennessee, 10/9/05

## Lowest Return Average, Season, Opponent

18.6	2019
19.0	2022
20.3	2017
20.4	2021
20.7	2020
	2018
21.68	2005
21.71	2003



22.23 2002  
22.33 2008  
22.39 2011

**Lowest Return Average, Game, Opponent (Minimum 4 returns)**

13.0 vs. Buffalo, 11/4/12  
14.3 at Jacksonville, 10/30/11  
14.8 at Tampa Bay, 12/21/19  
15.0 vs. Green Bay, 11/21/04  
15.8 vs. Dallas, 9/8/02  
16.0 vs. Atlanta, 10/6/19  
at Green Bay, 12/7/08

**FUMBLES****FUMBLES****Most Fumbles, Season**

34 2002  
30 2005  
28 2008  
2006  
26 2007  
25 2017

**Most Fumbles, Game**

6 at Green Bay, 12/7/08  
5 vs. Atlanta, 10/6/19  
at Baltimore, 12/4/05  
at Jacksonville, 11/6/05  
4 12x - last: vs. Cincinnati, 12/27/20

**Most Fumbles, Season, Opponent**

30 2022  
27 2009  
26 2018  
25 2021  
24 2014  
2007  
2005  
23 2012  
2002

**Most Fumbles, Game, Opponent**

5 2x - last: vs. Indianapolis, 9/11/22  
4 9x - last: at Indianapolis, 1/08/23

**FUMBLES LOST****Most Fumbles Lost, Season**

17 2007  
14 2002  
12 2008  
2006  
11 2020  
2017  
2011  
2009  
2008  
2006

2005  
2004

**Most Fumbles Lost, Game**

3 at Atlanta, 10/4/15  
at Cincinnati, 12/11/11  
at Green Bay, 12/7/08  
vs. Tennessee, 10/21/07  
at Tennessee, 10/29/06  
vs. Jacksonville, 9/10/17

**Most Fumbles Lost, Season, Opponent**

14 2018  
2014  
2012  
2007  
13 2009  
11 2022  
2015  
2006  
2002

**Most Fumbles Lost, Game, Opponent**

3 at Miami, 11/7/21  
vs. Carolina, 9/29/19  
vs. Kansas City, 9/18/16  
at Tennessee, 12/27/15  
at Tennessee, 12/2/12  
vs. Oakland, 10/4/09  
at Jacksonville, 10/14/07  
at Oakland, 12/3/06  
at Pittsburgh, 12/8/02

**FUMBLE RECOVERY TOUCHDOWNS****Most Touchdowns, Fumble Recovery, Season**

3 2007  
2004  
2 2017  
2009  
2006

**Most Touchdowns, Fumble Recovery, Game**

1 Rex Burkhead 0 (own) at Tennessee 12/24/22  
Jadeveon Clowney 0 at Indianapolis (OT), 9/30/18  
Lamarr Houston 24 vs. Indianapolis, 11/5/17  
Jadeveon Clowney 22 at New England, 9/24/17  
Quintin Demps 33 at Tennessee, 12/27/15  
J.J. Watt 45 vs. Indianapolis, 10/9/14  
Wade Smith 0 (own) at Baltimore, 10/16/11  
Bernard Pollard 0 vs. New England, 1/3/10  
Dominique Barber 48 (own) vs. N.Y. Jets, 9/13/09  
DeMeco Ryans 26 vs. Tennessee, 10/21/07  
Kevin Walter 0 at Carolina, 9/16/07  
Mario Williams 38 vs. Kansas City, 9/9/07  
Anthony Maddox 47 vs. Cleveland, 12/31/06  
Demarcus Faggins 58 at Oakland, 12/3/06  
Antwan Peek 66 at Jacksonville, 12/26/04  
Charlie Anderson 60 at Chicago, 12/19/04  
Jamie Sharper 16 vs. Oakland, 10/3/04



Kenny Wright 40 at Pittsburgh, 12/8/02

#### Most Touchdowns, Fumble Recovery, Season, Opponent

3	2022
2	2015
	2013
	2007
	2006

#### Most Touchdowns, Fumble Recovery, Game, Opponent

2	at Atlanta, 10/4/15
---	---------------------

## INTERCEPTIONS

### INTERCEPTIONS

#### Most Interceptions Thrown, Season

22	2013
21	2007
20	2008
19	2022
18	2003
17	2017
	2009

#### Most Interceptions Thrown, Game

4	at Buffalo, 10/3/21
	vs. Baltimore, 11/9/08
	at San Diego, 10/28/07
	vs. New England, 12/17/06

#### Fewest Interceptions Thrown, Season

7	2020
9	2018
	2011
12	2015
	2010

#### Most Interceptions Thrown, Season, Opponent

22	2004
20	2014
17	2021
	2011
16	2022
15	2018
	2012

#### Most Interceptions Thrown, Game, Opponent

4	at Tennessee, 11/21/21
	at Tampa Bay, 12/21/19
	at Tennessee, 10/01/17
	at Jacksonville, 11/12/06
	at Tennessee, 10/17/04

#### Fewest Interceptions Thrown, Season, Opponent

3	2020
7	2013
	2005
10	2002

### INTERCEPTION RETURN YARDS

#### Most Interception Return Yards, Season

483	2014
393	2004
333	2012
302	2019
295	2021
253	2022
252	2018
212	2009
205	2003

#### Most Interception Return Yards, Game

135	at Pittsburgh, 12/8/02
129	at Tennessee, 11/21/21
118	vs. Tennessee, 9/30/12
109	at Washington, 11/18/18
102	at Kansas City, 9/26/04
100	vs. Tennessee, 11/30/14
95	vs. Tennessee, 12/21/03

#### Most Interception Return Yards, Season, Opponent

400	2017
357	2013
315	2022
294	2009
277	2002
267	2007
225	2005

#### Most Interception Return Yards, Game, Opponent

106	vs. Cincinnati, 11/3/02
103	vs. St. Louis, 10/13/13
99	at Tennessee, 9/21/08
98	at Seattle, 10/29/17
96	at San Diego, 10/28/07

### INTERCEPTION RETURNS FOR TOUCHDOWN

#### Most Interceptions Returned for a Touchdown, Season

4	2014
3	2018
	2012
2	2019
	2017
	2015
	2004
	2002

#### Most Interceptions Returned for a Touchdown, Game

2	vs. Tennessee, 9/30/12
	at Pittsburgh, 12/8/02

#### Most Interceptions Returned for a Touchdown, Season, Opponent

5	2013
4	2022
3	2009
	2005
	2003
2	2017





2010

## Most Interceptions Returned for a Touchdown, Game, Opponent

1 28x - last: at Indianapolis, 1/08/23

## TOTAL TURNOVERS

### TAKEAWAYS

#### Most Takeaways, Season

34 2014 (20 int., 14 fum. recoveries)  
 30 2004 (22 int., 8 fum. recoveries)  
 29 2018 (15 int., 14 fum. recoveries)  
 2012 (15 int., 14 fum. recoveries)  
 27 2022 (16 int., 11 fum. recoveries)  
 2011 (17 int., 10 fum. recoveries)  
 2009 (14 int., 13 fum. recoveries)

#### Fewest Takeaways, Season

11 2013 (7 int., 4 fum. recoveries)  
 14 2020 (3 int., 11 fum. recoveries)  
 16 2017 (11 int. 5 fum. recoveries)  
 2005 (7 int., 9 fum. recoveries)  
 18 2010 (13 int., 5 fum. recoveries)  
 21 2002 (10 int., 11 fum. recoveries)

#### Most Takeaways, Game

6 at Tennessee, 12/2/12 (3 int., 3 fum. recoveries)  
 5 at Tennessee, 11/21/21 (4 int., 1 fum. recovery)  
 at Miami, 11/7/21 (3 int., 2 fum. recovery)  
 at Tampa Bay, 12/21/19 (4 int., 1 fum. recovery)  
 vs. Tennessee, 10/1/17 (4 int., 1 fum. recovery)  
 at Cleveland, 11/23/08 (3 int., 2 fum. recoveries)  
 at Oakland, 12/3/06 (2 int., 3 fum. recoveries)  
 vs. Oakland, 10/3/04 (3 int., 2 fum. recoveries)  
 vs. Jacksonville, 9/28/03 (3 int., 2 fum. recoveries)  
 at Pittsburgh, 12/8/02 (2 int., 3 fum. recoveries)

### GIVEAWAYS

#### Most Giveaways, Season

38 2007 (21 int., 17 fum.)  
 32 2008 (20 int., 12 fum.)  
 31 2013 (22 int., 9 fum.)  
 29 2002 (15 int., 14 fum.)  
 28 2022 (19 int. 9 fum.)  
 2017 (17 int., 11 fum.)  
 2009 (17 int., 11 fum.)

#### Fewest Giveaways, Season

16 2018 (9 int., 7 fum.)  
 17 2012 (13 int., 4 fum.)  
 18 2020 (7 int., 11 fum.)  
 2010 (12 int., 6 fum.)  
 20 2015 (12 int., 8 fum.)  
 2011 (9 int., 11 fum.)  
 22 2021 (15 int., 7 fum.)  
 2019 (14 int., 8 fum.)  
 2014 (13 int., 9 fum.)

## Most Giveaways, Game

6 vs. Tennessee, 10/21/07 (3 int., 3 fum.)  
 5 at Buffalo, 10/3/21 (4 int., 1 fum.)  
 at San Diego, 10/28/07 (4 int., 1 fum.)  
 at Tennessee (OT), 10/29/06 (2 int., 3 fum.)  
 at Buffalo, 9/11/05 (3 int., 2 fum.)  
 4 x17 - last: at Miami, 11/7/21 (3 int., 2 fum.)

## SAFETIES

### SAFETIES

#### Season

3 2002  
 2 2009  
 1 2022  
 2021  
 2017  
 2016  
 2014  
 2013  
 2012

#### Season, Opponent

2 2020  
 2003  
 2002

#### Game

1 vs. Cleveland, 12/4/22  
 at Arizona, 10/24/21  
 vs. Cleveland, 10/15/17  
 vs. Jacksonville, 12/18/16  
 vs. Jacksonville, 12/28/14  
 vs. Tennessee, 9/15/13  
 vs. Baltimore, 10/21/12  
 at Jacksonville, 12/6/09  
 vs. Oakland, 10/4/09  
 vs. Baltimore, 12/15/02  
 vs. N.Y. Giants, 11/24/02  
 vs. Dallas, 9/8/02

#### Game, Opponent

2 at Buffalo, 11/16/03  
 1 11x - last: at Chicago, 12/13/20

## ATTENDANCE

### TOP 10 HOME ATTENDANCE

Attendance	Date	Opponent	Result
72,025	12/1/2019	New England	W, 28-22
72,008	10/7/2018	Dallas	W, 19-16,(OT)
71,993	9/11/2016	Chicago	W, 23-14
71,908	12/13/2015	New England	L, 27-6
71,899	1/3/2016	Jacksonville	W, 30-6
71,897	11/27/2016	San Diego	L, 21-13
71,893	10/27/2019	Oakland	W, 27-24
71,891	10/16/2016	Indianapolis	W, 26-23,(OT)

# REGULAR SEASON TEAM RECORDS



71,890	9/18/2016	Kansas City	W, 19-12
71,882	10/30/2016	Detroit	W, 20-13

## TOP 10 ROAD ATTENDANCE

Attendance	Date	Opponent	Result
93,843	12/11/2022	Dallas	L, 27-23
91,159	10/5/2014	Dallas	L, 20-17, (OT)
88,240	9/19/2010	Washington	W, 30-27
84,771	11/3/2019	Jacksonville	W, 26-3
79,088	10/8/2012	N.Y. Jets	W, 23-17
78,843	11/21/2010	N.Y. Jets	L, 30-27
78,485	11/5/2006	N.Y. Giants	L, 14-10
77,982	12/15/2018	N.Y. Jets	W, 29-22
77,875	12/5/2004	N.Y. Jets	L, 29-7
77,867	12/4/2016	Green Bay	L, 21-13
77,462	9/21/2014	N.Y. Giants	L, 30-17

## OVERALL HOME ATTENDANCE

Year	Games	Total	Average
2002	8	559,322	69,915
2003	8	563,748	70,468
2004	8	565,192	70,649
2005	8	562,397	70,300
2006	8	561,469	70,184
2007	8	564,159	70,520
2008	8	563,364	70,421
2009	8	564,864	70,608
2010	8	568,643	71,081
2011	8	571,969	71,496
2012	8	573,321	71,665
2013	8	573,271	71,659
2014	8	574,132	71,767
2015	8	574,159	71,769
2016	8	574,947	71,868
2017	8	574,197	71,774
2018	8	574,439	71,805
2019	8	574,499	71,812
2020	8	86,800	10,850
2021	9	601,350	66,811
2022	8	543,295	67,911

## OVERALL ROAD ATTENDANCE

Year	Games	Total	Average
2002	8	502,400	62,800
2003	8	497,942	62,242
2004	8	544,857	68,107
2005	8	532,541	66,568
2006	8	524,974	65,622
2007	8	515,869	64,483
2008	8	512,254	64,032
2009	8	484,976	60,622
2010	8	539,982	67,498
2011	8	487,733	60,967
2012	8	540,654	67,582
2013	8	530,412	66,302
2014	8	541,851	67,732
2015	8	524,655	65,581
2016	8	480,790	60,099
2017	8	506,250	63,281

2018	8	538,041	67,255
2019	8	501,491	62,686
2020	8	52,342	7,791
2021	8	513,253	64,156
2022	9	619,981	68,887

## PENALTIES

### PENALTIES

#### Most Penalties, Season

136	2002
124	2017
121	2003
114	2021
112	2013
111	2019
108	2012
107	2015
106	2005
	2004

#### Most Penalties, Game

14	at Jacksonville, 12/17/17
	at Indianapolis, 12/15/13
	at Jacksonville, 12/5/13
	at Baltimore, 9/22/13
	at Indianapolis, 12/1/02
13	vs. Indianapolis, 10/8/15
	at Indianapolis, 11/8/09
	at Seattle, 10/16/05

#### Fewest Penalties, Season

80	2020
	2008
82	2007
87	2017
88	2022
90	2010
	2006
94	2014

#### Fewest Penalties, Game

1	vs. Tennessee, 9/30/12
	vs. Oakland, 10/4/09
	at Oakland, 12/21/08
	vs. Miami, 10/12/08
	vs. Indianapolis, 10/5/08
	at Pittsburgh, 12/8/02

#### Most Penalties, Season, Opponent

123	2004
122	2017
117	2018
116	2015
114	2016
109	2019

**Most Penalties, Game, Opponent**

14	at Cincinnati, 10/2/05
13	at Denver, 9/18/22 vs. Oakland, 10/3/04 vs. Buffalo, 10/13/02
12	4x, last; vs. Buffalo 10/14/18

**Fewest Penalties, Season, Opponent**

76	2020
81	2008 2007
88	2011
89	2021
90	2012
92	2009

**Fewest Penalties, Game, Opponent**

0	vs. New England, 12/1/13
1	at Kansas City, 9/10/20 at N.Y. Jets, 11/26/06 vs. Cleveland, 10/30/05

**Most Penalties, Season, Both Teams**

246	2017
238	2002
229	2004
223	2015
222	2018
220	2019

**Most Penalties, Game, Both Teams**

24	Texans 14 at Baltimore 10, 9/22/13 Texans 11 vs. Buffalo 13, 10/13/02
23	Texans 9 at Cincinnati 14, 10/2/05 Texans 14 at Indianapolis, 12/1/02

**Fewest Penalties, Season, Both Teams**

156	2020
161	2008
163	2007
183	2022
186	2006
187	2011 2009

**Fewest Penalties, Game, Both Teams**

2	Texans 2 vs. New England 0, 12/1/13
3	Texans 1 at Oakland 2, 12/21/08
4	Texans 2 at Jacksonville 2, 9/28/08
5	Texans 1 vs. Miami 4, 10/12/08
6	8x - last: Texans 4 vs. Indianapolis 2, 10/17/21

**PENALTY YARDS****Most Yards Penalized, Season**

1,138	2013
1,050	2017
1,011	2002
978	2021
961	2003
928	2004
910	2015

**Most Yards Penalized, Game**

177	at Jacksonville, 12/5/13
129	vs. Indianapolis, 11/29/09
127	at Jacksonville, 12/17/17 vs. Tennessee, 12/14/08
125	vs. Indianapolis, 10/8/15
124	vs. Indianapolis, 12/11/16
114	at Indianapolis, 12/15/13

**Fewest Yards Penalized, Season**

619	2020
636	2007
644	2022
664	2008
690	2010
761	2006

**Fewest Yards Penalized, Game**

3	vs. Tennessee, 9/30/12
5	vs. Oakland, 10/4/09 vs. Miami, 10/12/08 vs. Indianapolis, 10/5/08
10	at Tennessee, 9/21/08

**Most Yards Penalized, Season, Opponent**

1,128	2017
991	2015
979	2004
955	2002
945	2018
863	2012

**Most Yards Penalized, Game, Opponent**

128	vs. Buffalo, 10/13/02
126	vs. Washington, 9/24/06
120	at Seattle, 10/29/17
117	2x - last: at Cincinnati, 10/2/05
111	at San Francisco, 1/2/22
105	at Philadelphia, 12/28/18
104	vs. Buffalo, 10/14/18
102	vs. Kansas City, 12/18/22

**Fewest Yards Penalized, Season, Opponent**

614	2007
659	2008
678	2020
686	2011
728	2009
767	2003
773	2022

**Fewest Yards Penalized, Game, Opponent**

0	vs. New England, 12/1/13
5	at Kansas City, 9/10/20 at N.Y. Jets, 11/26/06 vs. Cleveland, 10/30/05
9	vs. N.Y. Jets, 10/19/03
10	at Indianapolis, 1/08/23 at Dalas, 12/11/22 vs. Chicago, 12/28/08 at New England, 12/17/06



## Most Yards Penalized, Season, Both Teams

2,178	2017
1,966	2002
1,947	2013
1,907	2004
1,901	2015
1,817	2016

## Most Yards Penalized, Game, Both Teams

234	Texans 177 at Jacksonville 57, 12/5/13
217	Texans 93 at Seattle 120, 10/29/17
207	Texans 90 at Cincinnati 117, 10/2/05
203	Texans 75 vs. Buffalo 128, 10/13/02
200	Texans 113 at Baltimore 87, 9/22/13
197	Texans 80 vs. Dallas 117, 9/8/02



## TOTAL OFFENSE

### YARDS FROM SCRIMMAGE (Rushing, Receiving)

#### Career

663	Arian Foster, 2009-15
446	DeAndre Hopkins, 2015-19
358	Andre Johnson, 2003-14
243	Lamar Miller, 2016-19
227	Owen Daniels, 2006-13

#### Season

336	Arian Foster, 2011
327	Arian Foster, 2012
208	DeAndre Hopkins, 2019
201	Andre Johnson, 2011

#### Game

182	Arian Foster vs. Cincinnati, 1/7/12 (WC)
174	Arian Foster vs. Cincinnati, 1/5/13 (WC)
154	Arian Foster at Baltimore, 1/15/12 (Div)
153	Arian Foster at New England, 1/13/13 (Div)
118	DeAndre Hopkins at Kansas City, 1/12/19 (Div)
111	Andre Johnson at Baltimore, 1/15/12 (Div)

#### Game, Opponent

154	Marlon Mack vs. Indianapolis, 1/5/19 (WC)
149	Julian Edelman at New England, 1/14/17 (Div)
134	Travis Kelce at Kansas City, 1/12/20 (Div)
	Devin Singletary vs. Buffalo, 1/5/20 (WC)
131	Wes Welker at New England, 1/13/13 (Div)
128	Travis Kelce vs. Kansas City, 1/9/16 (WC)

### COMBINED NET YARDS GAINED (Rushing, Receiving, Returns)

#### Career

663	Arian Foster, 2009-15
446	DeAndre Hopkins, 2015-19
396	Danieal Manning, 2011-12
358	Andre Johnson, 2003-14

#### Season

336	Arian Foster, 2011
327	Arian Foster, 2012
263	Danieal Manning, 2012

#### Game

216	Danieal Manning at New England, 1/13/13 (Div)
182	Arian Foster vs. Cincinnati, 1/7/12 (WC)
174	Arian Foster vs. Cincinnati, 1/5/13 (WC)
154	Arian Foster at Baltimore, 1/15/12 (Div)
153	Arian Foster at New England, 1/13/13 (Div)

#### Game, Opponent

188	Dion Lewis at New England, 1/14/17 (Div)
175	Julian Edelman at New England, 1/14/17 (Div)
162	Mecole Hardman at Kansas City, 1/12/20 (Div)
154	Marlon Mack vs. Indianapolis, 1/5/19 (WC)
134	Travis Kelce at Kansas City, 1/12/20 (Div)
	Devin Singletary vs. Buffalo, 1/4/20 (WC)

## COMBINED ATTEMPTS

#### Career

128	Arian Foster, 2009-15
67	Lamar Miller, 2016-19
37	DeAndre Hopkins, 2015-19
33	Carlos Hyde, 2019
28	Deshaun Watson, 2017-19
25	Andre Johnson, 2003-14
24	Alfred Blue, 2015-18

#### Season

69	Arian Foster, 2012
59	Arian Foster, 2011
54	Lamar Miller, 2016
33	Carlos Hyde, 2019
20	Deshaun Watson, 2019

#### Game

40	Arian Foster vs. Cincinnati, 1/5/13 (WC)
32	Arian Foster at Baltimore, 1/15/12 (Div)
31	Lamar Miller vs. Oakland, 1/7/17 (WC)

#### Game, Opponent

26	Marlon Mack vs. Indianapolis, 1/7/19 (WC)
25	Ray Rice at Baltimore, 1/15/12 (Div)
19	Devin Singletary vs. Buffalo, 1/4/20 (WC)
16	Spencer Ware vs. Kansas City 1/9/16 (WC)
	Stevan Ridley at New England, 1/13/13 (Div)

## RUSHING

### RUSHING ATTEMPTS

#### Career

105	Arian Foster, 2009-15
55	Lamar Miller, 2016-19

#### Season

54	Arian Foster, 2012
51	Arian Foster, 2011

#### Game

32	Arian Foster vs. Cincinnati, 1/5/13 (WC)
31	Lamar Miller vs. Oakland, 1/7/17 (WC)
27	Arian Foster at Baltimore, 1/15/12 (Div)

#### Game, Opponent

24	Marlon Mack vs. Indianapolis, 1/5/19 (WC)
21	Ray Rice at Baltimore, 1/15/12 (Div)
16	Spencer Ware vs. Kansas City, 1/9/16 (WC)

### RUSHING YARDS GAINED

#### Career

515	Arian Foster, 2009-15
168	Deshaun Watson, 2017-19
165	Lamar Miller, 2016-19
113	Alfred Blue, 2015-18

#### Season

285	Arian Foster, 2011
230	Arian Foster, 2012



## Game

153	Arian Foster vs. Cincinnati, 1/7/12 (WC)
140	Arian Foster vs. Cincinnati, 1/5/13 (WC)
132	Arian Foster at Baltimore, 1/15/12 (Div)

## Game, Opponent

148	Marlon Mack vs. Indianapolis, 1/5/19 (WC)
92	Josh Allen vs. Buffalo, 1/4/20 (WC)
82	Stevan Ridley at New England, 1/13/13 (Div)
67	Spencer Ware vs. Kansas City, 1/9/16 (WC)
63	BenJarvus Green-Ellis vs. Cincinnati, 1/5/13 (WC)

## Games, 100 or More Yards Rushing

3	Arian Foster, 2009-15
---	-----------------------

## Consecutive Games, 100 or More Yards

3	Arian Foster, 1/7/12 - 1/5/13
---	-------------------------------

## Longest Run From Scrimmage

49	Alfred Blue vs. Kansas City, 1/9/16(WC)
42t	Arian Foster vs. Cincinnati, 1/7/12 (WC)

## Longest Run From Scrimmage, Opponent

42	Josh Allen vs. Buffalo, 1/4/20 (WC)
29	Marlon Mack vs. Indianapolis, 1/5/19 (WC) BenJarvus Green-Ellis vs. Cincinnati, 1/5/13 (WC)
26	Damien Williams at Kansas City, 1/12/20 (Div) Marlon Mack vs. Indianapolis, 1/5/19 (WC)

## RUSHING AVERAGE GAIN

## Career (50 attempts)

4.9	Arian Foster, 2009-15 (105-515)
3.0	Lamar Miller, 2016-19 (55-165)

## Season (25 attempts)

5.6	Arian Foster, 2011 (51-285)
4.3	Arian Foster, 2012 (54-230)

## Game (10 attempts)

6.4	Arian Foster vs. Cincinnati, 1/7/12 (WC) (24-153)
5.8	Alfred Blue vs. Kansas City, 1/9/16 (WC) (17-99)

## Game, Opponent (10 attempts)

6.2	Marlon Mack vs. Indianapolis, 1/5/19 (WC) (24-148)
5.7	BenJarvus Green-Ellis vs. Cincinnati, 1/5/13 (WC) (11-63)
5.5	Stevan Ridley at New England, 1/13/13 (DIV)

## RUSHING TOUCHDOWNS

## Career

5	Arian Foster, 2009-15
---	-----------------------

## Season

3	Arian Foster, 2011
---	--------------------

## Game

2	Arian Foster vs. Cincinnati, 1/7/12 (WC)
---	--

## Game, Opponent

2	Damien Williams at Kansas City, 1/12/20 (Div)
1	7x - last: by Marlon Mack vs. Indianapolis, 1/5/19 (WC)

## PASSING

### PASSER RATING

## Career (50 attempts)

91.0	Deshaun Watson, 2017-19
87.5	Matt Schaub, 2007-13
63.9	Brock Osweiler, 2016

## Season (25 attempts)

104.6	Deshaun Watson, 2019
87.5	Matt Schaub, 2012
69.7	Deshaun Watson, 2018
63.9	Brock Osweiler, 2016

## Season, Rookie (25 Attempts)

53.8	T.J. Yates, 2011
------	------------------

## Game (20 attempts)

121.2	Deshaun Watson vs. Buffalo, 1/4/20 (WC)
97.7	T.J. Yates vs. Cincinnati, 1/7/12 (WC)
95.7	Deshaun Watson at Kansas City, 1/12/20 (Div)
90.6	Matt Schaub at New England, 1/13/13 (Div)
90.1	Brock Osweiler vs. Oakland, 1/7/17 (WC)

## Game, Opponent (20 attempts)

134.6	Patrick Mahomes at Kansas City, 1/12/20 (Div)
115.0	Tom Brady at New England, 1/13/13 (Div)
98.7	Alex Smith vs. Kansas City, 1/9/16 (WC)

### PASSING ATTEMPTS

## Career

126	Deshaun Watson, 2017-19
89	Matt Schaub, 2007-13
65	Brock Osweiler, 2016

## Season

89	Matt Schaub, 2012
77	Deshaun Watson, 2019
65	Brock Osweiler, 2016
55	T. J. Yates, 2011

## Season, Rookie

55	T.J. Yates, 2011
----	------------------

## Game

52	Deshaun Watson at Kansas City, 1/12/20 (Div)
51	Matt Schaub at New England, 1/13/13 (Div)
49	Deshaun Watson vs. Indianapolis, 1/5/19 (WC)
40	Brock Osweiler at New England, 1/14/17 (Div)
38	Matt Schaub vs. Cincinnati, 1/5/13 (WC)

## Game, Opponent

46	Josh Allen vs. Buffalo, 1/4/20 (WC)
45	Connor Cook vs. Oakland, 1/7/17 (WC)
42	Andy Dalton vs. Cincinnati, 1/7/12 (WC)
40	Tom Brady at New England, 1/13/13 (Div)

### PASS COMPLETIONS

## Career

80	Deshaun Watson, 2017-19
63	Matt Schaub, 2007-13
37	Brock Osweiler, 2016



## Season

63	Matt Schaub, 2012
51	Deshaun Watson, 2019
37	Brock Osweiler, 2016

## Season, Rookie

28	T.J. Yates, 2011
----	------------------

## Game

34	Matt Schaub at New England, 1/13/13 (Div)
31	Deshaun Watson at Kansas City, 1/12/20 (Div)
29	Deshaun Watson vs. Indianapolis, 1/5/19 (WC) Matt Schaub vs. Cincinnati, 1/5/13 (WC)
23	Brock Osweiler at New England, 1/14/17 (Div)

## Game, Opponent

27	Andy Dalton vs. Cincinnati, 1/7/12 (WC)
25	Tom Brady at New England, 1/13/13 (Div)
24	Josh Allen vs. Buffalo, 1/4/20 (WC)
23	Patrick Mahomes at Kansas City, 1/12/20 (Div)
19	Andrew Luck vs. Indianapolis, 1/5/19 (WC)
18	Tom Brady at New England, 1/14/17 (Div) Connor Cook vs. Oakland, 1/7/17 (WC)

## Consecutive Completions

8	Deshaun Watson at Kansas City, 1/12/20 (Div) Matt Schaub at New England, 1/13/13 (Div)
5	Matt Schaub vs. Cincinnati, 1/5/13 (WC)
5	T.J. Yates, 1/7/12 - 1/15/12

## Consecutive Completions, Opponent

7	Alex Smith vs. Kansas City, 1/9/16 (WC)
7	Andy Dalton vs. Cincinnati, 1/7/12 (WC)

## PASSING COMPLETION PERCENTAGE

### Career (50 attempts)

70.8	Matt Schaub, 2007-13
63.5	Deshaun Watson, 2017-19
56.9	Brock Osweiler, 2016

### Season (25 attempts)

70.8	Matt Schaub, 2012
66.2	Deshaun Watson, 2019
59.2	Deshaun Watson, 2018
56.9	Brock Osweiler, 2016

### Season, Rookie (25 attempts)

50.9	T.J. Yates, 2011
------	------------------

### Game (20 attempts)

80.0	Deshaun Watson vs. Buffalo, 1/4/20 (WC) (20-25)
76.3	Matt Schaub vs. Cincinnati, 1/5/13 (WC) (29-38)
66.7	Matt Schaub at New England, 1/13/13 (Div) (34-51)
59.6	Deshaun Watson at Kansas City, 1/12/20 (Div) (31-52)
59.2	Deshaun Watson vs. Indianapolis, 1/5/19 (WC) (29-49)
57.5	Brock Osweiler at New England, 1/14/17 (Div) (23-40)

### Game, Opponent (20 attempts)

77.3	Alex Smith vs. Kansas City, 1/9/16 (WC)
------	---

## PASSING YARDS GAINED

### Career

870	Deshaun Watson, 2017-19
605	Matt Schaub, 2007-13

365	Brock Osweiler, 2016
-----	----------------------

## Season

635	Deshaun Watson, 2019
605	Matt Schaub, 2012
365	Brock Osweiler, 2016

## Season, Rookie

343	T.J. Yates, 2011
-----	------------------

## Game

388	Deshaun Watson at Kansas City, 1/12/20 (Div)
343	Matt Schaub at New England, 1/13/13 (Div)
262	Matt Schaub vs. Cincinnati, 1/5/13 (WC)
247	Deshaun Watson vs. Buffalo, 1/4/20 (WC)
235	Deshaun Watson vs. Indianapolis, 1/5/19 (WC)

## Game, Opponent

344	Tom Brady at New England, 1/13/13 (Div)
321	Patrick Mahomes at Kansas City, 1/12/20 (Div)

## Longest Pass Completion

54t	Deshaun Watson to Kenny Stills at Kansas City, 1/12/20 (Div)
41	Deshaun Watson to DeAndre Hopkins vs. Buffalo, 1/4/20 (WC)
40t	T.J. Yates to Andre Johnson vs. Cincinnati, 1/7/12 (WC)
39	Deshaun Watson to Will Fuller V at Kansas City, 1/12/20 (Div)

## PASSING AVERAGE GAIN

### Average Gain, Career (50 attempts)

6.90	Deshaun Watson, 2017-19 (126-870)
6.80	Matt Schaub, 2007-13 (89-605)
6.24	T.J. Yates, 2011-12 (55-343)

### Average Gain, Season (25 attempts)

8.25	Deshaun Watson, 2019 (77-825)
6.80	Matt Schaub, 2012 (89-605)
6.24	T.J. Yates, 2011 (55-343)

### Average Gain, Season, Rookie (25 attempts)

6.24	T.J. Yates, 2011 (55-343)
------	---------------------------

### Average Gain, Game (20 attempts)

9.88	Deshaun Watson vs. Buffalo, 1/4/20 (WC) (25-247)
7.95	T.J. Yates vs. Cincinnati, 1/7/12 (WC) (20-159)
7.46	Deshaun Watson at Kansas City, 1/12/20 (Div) (52-388)
6.89	Matt Schaub vs. Cincinnati, 1/5/13 (WC) (38-262)
6.73	Matt Schaub at New England, 1/13/13 (Div) (51-343)

### Average Gain, Game, Opponent (20 attempts)

9.17	Patrick Mahomes at Kansas City, 1/12/20 (Div) (35-321)
8.64	Alex Smith vs. Kansas City, 1/9/16 (WC) (22-190)
8.60	Tom Brady at New England, 1/13/13 (Div) (40-344)

## PASSING TOUCHDOWNS

### Career

4	Deshaun Watson, 2017-19
2	Matt Schaub, 2007-13 Brock Osweiler, 2016

### Season

3	Deshaun Watson, 2019
2	Matt Schaub, 2012
2	Brock Osweiler, 2016

### Season, Rookie

1	T.J. Yates, 2011
---	------------------



## Game

- 2 Deshaun Watson at Kansas City, 1/12/20 (Div)
- Matt Schaub at New England, 1/13/13 (Div)
- 1 Deshaun Watson vs. Buffalo, 1/4/20 (WC)
- Deshaun Watson vs. Indianapolis, 1/5/19 (WC)
- Brock Osweiler vs. Oakland, 1/7/17 (WC)
- Brock Osweiler vs. New England, 1/14/17 (Div)
- T.J. Yates vs. Cincinnati, 1/7/12 (WC)

## Game, Opponent

- 5 Patrick Mahomes at Kansas City, 1/12/20 (Div)
- 3 Tom Brady at New England, 1/13/13 (Div)
- 2 Andrew Luck vs. Indianapolis, 1/5/19 (WC)
- Tom Brady at New England, 1/14/17 (Div)
- Joe Flacco at Baltimore, 1/15/12 (Div)

## PASSES HAD INTERCEPTED

## Career

- 4 Brian Hoyer, 2015
- 3 Brock Osweiler, 2016
- T.J. Yates, 2011-12

## Season

- 4 Brian Hoyer, 2015
- 3 Brock Osweiler, 2016
- T.J. Yates, 2011

## Game

- 4 Brian Hoyer vs. Kansas City, 1/9/16 (WC)
- 3 T.J. Yates at Baltimore, 1/15/12 (Div)
- Brock Osweiler at New England, 1/14/17 (Div)

## Game, Opponent

- 3 Connor Cook vs. Oakland, 1/7/17 (WC)
- Andy Dalton vs. Cincinnati, 1/7/12 (WC)
- 2 Tom Brady at New England, 1/14/17 (Div)

## Consecutive Passes without an Interception

- 55 Matt Schaub, 1/5/13 - 1/13/13
- 26 T.J. Yates, 1/7/12 - 1/15/12

## Attempts, No Interceptions, Game

- 52 Deshaun Watson at Kansas City, 1/12/20 (Div)
- 25 Deshaun Watson vs. Buffalo, 1/4/20 (WC)
- Brock Osweiler vs. Oakland, 1/7/17 (WC)
- 20 T.J. Yates vs. Cincinnati, 1/7/12 (WC)

## Attempts, No Interceptions, Game, Opponent

- 46 Josh Allen vs. Buffalo, 1/4/20 (WC)
- 40 Tom Brady at New England, 1/13/13 (Div)
- 35 Patrick Mahomes at Kansas City, 1/12/20 (Div)

## TIMES SACKED

## Career

- 14 Deshaun Watson, 2017-19
- 3 Brock Osweiler, 2016
- Brian Hoyer, 2015

## Season

- 11 Deshaun Watson, 2019
- 3 Deshaun Watson, 2018
- Brian Hoyer, 2015
- Brock Osweiler, 2016

## Game

- 7 Deshaun Watson vs. Buffalo, 1/4/20 (WC)
- 4 Deshaun Watson at Kansas City, 1/12/20 (Div)
- 3 Deshaun Watson vs. Indianapolis, 1/5/19 (WC)
- Brian Hoyer vs. Kansas City, 1/9/16 (WC)
- Brock Osweiler at New England, 1/14/17 (Div)

## Game, Opponent

- 5 Joe Flacco at Baltimore, 1/15/12 (Div)
- 4 Andy Dalton vs. Cincinnati, 1/7/12 (WC)

## RECEIVING

### RECEPTIONS

## Career

- 37 DeAndre Hopkins, 2015-19
- 25 Andre Johnson, 2003-14
- 23 Arian Foster, 2009-15
- 22 Owen Daniels, 2006-13

## Season

- 18 Owen Daniels, 2012
- 15 DeAndre Hopkins, 2019
- Arian Foster, 2012
- 13 Andre Johnson, 2011
- 12 Andre Johnson, 2012

## Game

- 11 Keke Coutee vs. Indianapolis, 1/5/19 (WC)
- 9 DeAndre Hopkins at Kansas City, 1/12/20 (Div)
- Owen Daniels at New England, 1/13/13 (Div)
- Owen Daniels vs. Cincinnati, 1/5/13 (WC)
- 8 Lamar Miller vs. Indianapolis, 1/5/19 (WC)
- Andre Johnson at New England, 1/13/13 (Div)
- Arian Foster vs. Cincinnati, 1/5/13 (WC)
- Andre Johnson at Baltimore, 1/15/12 (Div)

## Game, Opponent

- 10 Travis Kelce at Kansas City, 1/12/20 (Div)
- 8 Julian Edelman at New England, 1/14/17 (Div)
- Travis Kelce vs. Kansas City, 1/9/16 (WC)
- Wes Welker at New England, 1/13/13 (Div)

### RECEIVING YARDS GAINED

## Career

- 446 DeAndre Hopkins, 2015-19
- 358 Andre Johnson, 2003-14
- 227 Owen Daniels, 2006-13

## Season

- 208 DeAndre Hopkins, 2019
- 201 Andre Johnson, 2011
- 172 Owen Daniels, 2012
- 157 Andre Johnson, 2012

## Game

- 118 DeAndre Hopkins at Kansas City, 1/12/20 (Div)
- 111 Andre Johnson at Baltimore, 1/15/12 (Div)
- 110 Keke Coutee vs. Indianapolis, 1/5/19 (WC)
- 95 Andre Johnson at New England, 1/13/13 (Div)





91 Owen Daniels vs. Cincinnati, 1/5/13 (WC)

### Game, Opponent

- 137 Julian Edelman at New England, 1/14/17 (Div)
- 134 Travis Kelce at Kansas City, 1/12/20 (Div)
- 131 Wes Welker at New England, 1/13/13 (Div)
- 128 Travis Kelce vs. Kansas City, 1/9/16 (WC)

### Games, 100 or More Yards, Career

- 1 Keke Coutee, 2018
- Andre Johnson, 2003-12
- DeAndre Hopkins, 2015-19

### Games, 100 or More Yards, Season

- 1 Keke Coutee, 2018
- Andre Johnson, 2011
- DeAndre Hopkins, 2019

### Longest Reception

- 54t Kenny Stills at Kansas City, 1/12/20 (Div)
- 41 DeAndre Hopkins vs. Buffalo, 1/4/20 (WC)
- 40t Andre Johnson vs. Cincinnati, 1/7/12 (WC)
- 39 Will Fuller V at Kansas City, 1/12/20 (Div)
- 38 DeAndre Hopkins at Kansas City, 1/12/20 (Div)
- DeAndre Hopkins vs. Oakland, 1/7/17 (WC)
- 34 Taiwan Jones vs. Buffalo, 1/4/20 (WC)

### Longest Reception, Opponent

- 48 Travis Kelce vs. Kansas City, 1/9/16 (WC)
- Julian Edelman at New England, 1/14/17 (Div)
- Sammy Watkins at Kansas City, 1/12/20 (Div)
- 47 Wes Welker at New England, 1/13/13 (Div)

## RECEIVING AVERAGE GAIN

### Average Gain, Career (10 receptions)

- 14.3 Andre Johnson, 2003-14 (25-358)
- 12.1 DeAndre Hopkins, 2015-19 (37-446)
- 11.8 Will Fuller V, 2016-19 (12-142)
- 10.3 Owen Daniels, 2006-13 (22-227)
- 10.0 Keke Coutee, 2018-19 (11-110)

### Average Gain, Season (4 receptions)

- 18.0 Kenny Stills, 2019 (7-126)
- 17.8 Will Fuller V, 2019 (5-89)
- 15.5 Andre Johnson, 2011 (13-201)
- 14.2 C.J. Fiedorowicz, 2016 (5-71)
- 13.9 DeAndre Hopkins, 2019 (15-208)

### Average Gain, Game (3 receptions)

- 26.7 Kenny Stills at Kansas City, 1/12/20 (Div) (3-80)
- 18.0 Andre Johnson vs. Cincinnati, 1/7/12 (WC) (5-90)
- 17.8 Will Fuller V at Kansas City, 1/12/20 (Div) (5-89)
- 15.7 DeVier Posey at New England, 1/13/13 (Div) (3-47)
- 15.5 Andre Johnson vs. Cincinnati, 1/5/13 (WC) (4-62)

## RECEIVING TOUCHDOWNS

### Career

- 1 9x, last by: Kenny Stills, 2019

### Season

- 1 9x, last by: Kenny Stills, 2019

### Game

- 1 9x - last: Kenny Stills at Kansas City, 1/12/20 (Div)

### Game, Opponent

- 3 Travis Kelce at Kansas City, 1/12/20 (Div)
- 2 Shane Vereen at New England, 1/13/13 (Div)

## PUNTING

### PUNTS

### Career

- 22 Shane Lechler, 2013-17
- 10 Matt Turk, 2007-11

### Season

- 17 Shane Lechler, 2016
- 10 Matt Turk, 2011
- 8 Bryan Anger, 2019
- Donnie Jones, 2012

### Game

- 9 Shane Lechler vs. Oakland, 1/7/17 (WC)
- 8 Shane Lechler at New England, 1/14/17 (Div)

### Game, Opponent

- 10 Marquette King vs. Oakland, 1/7/17 (WC)
- 9 Sam Koch at Baltimore, 1/15/12 (Div)

### Longest Punt

- 63 Shane Lechler at New England, 1/14/17 (Div)
- 60 Trevor Daniel vs. Indianapolis, 1/5/19 (WC)
- 56 Bryan Anger vs. Buffalo, 1/4/20 (WC)
- Matt Turk vs. Cincinnati, 1/7/12 (WC)
- Shane Lechler vs. Oakland, 1/7/17 (WC)

### Longest Punt, Opponent

- 64 Zoltan Mesko at New England, 1/13/13 (Div)
- Sam Koch at Baltimore, 1/15/12 (Div)
- 62 Marquette King vs. Oakland, 1/7/17 (WC)
- 61 Zoltan Mesko at New England, 1/13/13 (Div)
- 57 Zoltan Mesko at New England, 1/13/13 (Div)

## PUNT AVERAGE

### Career (8 punts)

- 45.1 Matt Turk, 2007-11 (10-451)
- 44.7 Shane Lechler, 2013-17 (22-983)
- 44.1 Bryan Anger, 2019 (8-137)
- 38.5 Donnie Jones, 2012 (8-308)

### Season (8 punts)

- 45.1 Matt Turk, 2011 (10-451)
- 44.4 Shane Lechler, 2016 (17-755)
- 44.1 Bryan Anger, 2019 (8-137)
- 38.5 Donnie Jones, 2012 (8-308)

### Game (4 punts)

- 50.2 Matt Turk vs. Cincinnati, 1/7/12 (WC) (5-251)
- 46.8 Trevor Daniel vs. Indianapolis, 1/5/19 (WC) (5-234)
- 46.0 Shane Lechler vs. Oakland, 1/7/17 (WC) (9-414)

### Game, Opponent (4 punts)

- 52.8 Zoltan Mesko at New England, 1/13/13 (Div)
- 49.3 Sam Koch at Baltimore, 1/15/12 (Div)



## PUNTS INSIDE THE 20

### Career

8	Shane Lechler, 2013-17
5	Bryan Anger, 2019
3	Donnie Jones, 2012
2	Matt Turk, 2007-11
	Trevor Daniel, 2018

### Season

7	Shane Lechler, 2016
5	Bryan Anger, 2019
3	Donnie Jones, 2012
2	Matt Turk, 2011
	Trevor Daniel, 2018

### Game

4	Shane Lechler vs. Oakland, 1/7/17 (WC)
3	Shane Lechler at New England, 1/14/17 (Div)
2	Trevor Daniel vs. Indianapolis, 1/5/19 (WC)
	Bryan Anger at Kansas City, 1/12/20 (Div)

### Game, Opponent

4	Ryan Allen at New England, 1/14/17 (Div)
3	Dustin Colquitt vs. Kansas City, 1/9/16 (WC)
3	Kevin Huber vs. Cincinnati, 1/5/13 (WC)

## PUNT RETURNS

### PUNT RETURNS

### Career

9	Jacoby Jones, 2007-11
5	Keshawn Martin, 2012

### Season

9	Jacoby Jones, 2011
5	Keshawn Martin, 2012

### Game

6	Jacoby Jones at Baltimore, 1/15/12 (Div)
4	Tyler Ervin vs. Oakland, 1/7/17 (WC)
3	Keshawn Martin at New England, 1/13/13 (Div)
	Jacoby Jones vs. Cincinnati, 1/7/12 (WC)

### Game, Opponent

5	Jalen Richard vs. Oakland, 1/7/17 (WC)
4	Julian Edelman at New England, 1/14/17 (Div)
	Frankie Hammond vs. Kansas City, 1/9/16 (WC)

### FAIR CATCHES

### Career

3	DeAndre Carter, 2018-19
	Keshawn Martin, 2012
	Keith Mumphery, 2015

### Season

3	Keith Mumphery, 2015
3	Keshawn Martin, 2012

### Game

3	Keith Mumphery vs. Kansas City, 1/9/16 (WC)
3	Keshawn Martin vs. Cincinnati, 1/5/13 (WC)

### Game, Opponent

4	Lardarius Webb at Baltimore, 1/15/12 (Div)
3	Julian Edelman at New England, 1/14/17 (Div)

### PUNT RETURN YARDS GAINED

### Career

34	Will Fuller V, 2016-19
31	Keshawn Martin, 2012

### Season

34	Will Fuller V, 2016
31	Keshawn Martin, 2012

### Game

34	Will Fuller V at New England, 1/14/17 (Div)
23	Tyler Ervin vs. Oakland, 1/7/17 (WC)
17	Keshawn Martin at New England, 1/13/13 (Div)

### Game, Opponent

68	Jalen Richard vs. Oakland, 1/7/17 (WC)
34	Frankie Hammond vs. Kansas City, 1/9/16 (WC)
26	Julian Edelman at New England, 1/14/17 (Div)

### Longest Punt Return

18	Will Fuller V at New England, 1/14/17 (Div)
16	Will Fuller V at New England, 1/14/17 (Div)
	Tyler Ervin vs. Oakland, 1/7/17 (WC)

### PUNT RETURN AVERAGE YARDAGE

### Career (5 returns)

6.2	Keshawn Martin, 2012 (5-31)
-----	-----------------------------

### Season (6 returns)

6.2	Keshawn Martin, 2012 (5-31)
-----	-----------------------------

### Game (3 returns)

5.8	Tyler Ervin vs. Oakland, 1/7/17 (WC) (4-23)
-----	---

### Game, Opponent (3 returns)

13.6	Jalen Richard vs. Oakland, 1/7/17 (WC) (5-68)
8.5	Frankie Hammons vs. Kansas City, 1/9/16 (WC) (4-34)
6.7	Brandon Tate vs. Cincinnati, 1/7/12 (WC) (3-20)

### PUNT RETURN TOUCHDOWNS

### Game

None

### Game, Opponent

None

## KICKOFF RETURNS

### KICKOFF RETURNS

### Kickoff Returns, Career

10	Danieal Manning, 2011-12
----	--------------------------

### Kickoff Returns, Season

6	Danieal Manning, 2012
4	Danieal Manning, 2011

### Game

4	Danieal Manning at New England, 1/13/13 (Div)
---	---



Danieal Manning at Baltimore, 1/15/12 (Div)

## Game, Opponent

6	Mecole Hardman at Kansas City, 1/12/20 (Div)
4	Adam Jones vs. Cincinnati, 1/5/13 (WC)
3	Dion Lewis at New England, 1/14/17 (Div)

## KICKOFF RETURN YARDS GAINED

### Career

396	Danieal Manning, 2011-12
-----	--------------------------

### Season

263	Danieal Manning, 2012
133	Danieal Manning, 2011

### Game

216	Danieal Manning at New England, 1/13/13 (Div)
133	Danieal Manning at Baltimore, 1/15/12 (Div)

### Game, Opponent

142	Mecole Hardman at Kansas City, 1/12/20 (Div)
124	Dion Lewis at New England, 1/14/17 (Div)
106	Knile Davis vs. Kansas City, 1/9/16 (WC)

### Longest, Game

94	Danieal Manning at New England, 1/13/13 (Div)
69	Danieal Manning at New England, 1/13/13 (Div)
60	Danieal Manning at Baltimore, 1/15/12 (Div)

### Longest, Game, Opponent

106	Knile Davis vs. Kansas City, 1/9/16 (WC)
98	Dion Lewis at New England, 1/14/17 (Div)

## KICKOFF RETURN AVERAGE YARDAGE

### Career

39.6	Danieal Manning, 2011-12 (10-396)
------	-----------------------------------

### Season

43.8	Danieal Manning, 2012 (6-263)
33.3	Danieal Manning, 2011 (4-133)

### Game (3 returns)

54.0	Danieal Manning at New England, 1/13/13 (Div) (4-216)
33.3	Danieal Manning at Baltimore, 1/15/12 (Div) (4-133)

### Game, Opponent (3 returns)

41.3	Dion Lewis at New England, 1/14/17 (Div) (3-124)
------	--

## KICKOFF RETURN TOUCHDOWNS

### Game

None

### Game, Opponent

106t	Knile Davis vs. Kansas City, 1/9/16 (WC)
98t	Dion Lewis at New England, 1/14/17 (Div)

## TOTAL RETURN YARDS

### TOTAL RETURN YARDS

### Career

396	Danieal Manning, 2011-12 (p- 0, k- 396, int- 0)
108	DeAndre Carter, 2018-19 (p-22, k-86, int-0)
57	Akeem Hunt, 2014-16 (p- 0, k- 57, int- 0)

### Season

263	Danieal Manning, 2011 (p- 0, k- 263, int- 0)
133	Danieal Manning, 2011 (p- 0, k- 133, int- 0)

### Season, Rookie

46	Will Fuller V, 2016 (p- 34, k- 12, int- 0)
31	Keshawn Martin, 2012 (p- 31, k- 0, int- 0)

### Game

216	Danieal Manning at New England, 1/13/13 (Div) (k- 216)
133	Danieal Manning at Baltimore, 1/15/12 (Div) (k- 133)

### Game, Opponent

143	Mecole Hardman at Kansas City, 1/12/20 (Div) (p-1, k-142)
124	Dion Lewis at New England, 1/14/17 (Div) (k- 124)
106	Jalen Richard vs. Oakland, 1/7/17 (WC) (p-68, k-38) Knile Davis vs. Kansas City, 1/9/16 (WC) (k-106)

## INTERCEPTIONS

### INTERCEPTIONS

### Career

2	A.J. Bouye, 2013-16 Johnathan Joseph, 2011-19
1	Jadeveon Clowney, 2014-18 Brian Cushing, 2009-17 Brandon Dunn, 2016-19 Andre Hal, 2015-18 Danieal Manning, 2011-12 Corey Moore, 2015-17 J.J. Watt, 2011-19

### Season

2	A.J. Bouye, 2016
1	Brandon Dunn, 2018 Johnathan Joseph, 2011, 2012 Jadeveon Clowney, 2016 Brian Cushing, 2015 Andre Hal, 2016 Danieal Manning, 2011 Corey Moore, 2016 J.J. Watt, 2011

### Season, Rookie

1	J.J. Watt, 2011
---	-----------------

### Game

1	11x - last: Brandon Dunn, 1/5/19 (WC)
---	---------------------------------------

### Game, Opponent

2	Lardarius Webb at Baltimore, 1/15/12 (Div)
1	11x - last: Kenny Moore II vs. Indianapolis, 1/5/19 (WC)

## INTERCEPTION YARDS GAINED

### Career

29	J.J. Watt, 2011-20
20	Corey Moore, 2015-17

### Season

29	J.J. Watt, 2011
20	Corey Moore, 2016



## Season, Rookie

29 J.J. Watt, 2011

## Game

29 J.J. Watt vs. Cincinnati, 1/7/12 (WC)  
20 Corey Moore vs. Oakland, 1/7/17 (WC)

## Game, Opponent

31 Duron Harmon at New England, 1/14/17 (Div)  
23 Logan Ryan at New England, 1/14/17 (Div)

## Longest Return

29t J.J. Watt vs. Cincinnati, 1/7/12 (WC)  
20 Corey Moore vs. Oakland, 1/7/17 (WC)

## INTERCEPTIONS RETURNED FOR TOUCHDOWNS

## Career

1 J.J. Watt, 2011-19

## Season

1 J.J. Watt, 2011

## Game

1 J.J. Watt vs. Cincinnati, 1/7/12 (WC)

## Game, Opponent

1 Leon Hall vs. Cincinnati, 1/5/13 (WC)

## SACKS

## SACKS

## Career

7.0 Whitney Mercilus 2012-19  
6.0 J.J. Watt, 2011-19  
5.0 Brooks Reed, 2011-14

## Season

3.5 J.J. Watt, 2011  
Brooks Reed, 2011  
3.0 Whitney Mercilus, 2016  
Whitney Mercilus, 2015  
1.5 J.J. Watt, 2012  
Brooks Reed, 2012

## Season, Rookie

3.5 J.J. Watt, 2011  
Brooks Reed, 2011

## Game

3.0 Whitney Mercilus vs. Kansas City, 1/9/16 (WC)  
2.5 J.J. Watt at Baltimore, 1/15/12 (Div)  
Brooks Reed at Baltimore, 1/15/12 (Div)

## Game, Opponent

3.0 Frank Clark at Kansas City, 1/12/20 (Div)  
Jerry Hughes vs. Buffalo, 1/4/20 (WC)  
2.0 Trent Murphy vs. Buffalo, 1/4/20 (WC)  
Allen Bailey vs. Kansas City, 1/9/16 (WC)

## Consecutive Games, Sack

4 J.J. Watt, 1/7/12 – 1/13/13  
Brooks Reed, 1/7/12 – 1/13/13

## TACKLES

## TOTAL TACKLES

## Career

44 Benardrick McKinney, 2015-19  
40 Brian Cushing, 2009-17  
Johnathan Joseph, 2011-19  
33 Kareem Jackson, 2011-18  
28 J.J. Watt, 2011-19

## Season

19 Brian Cushing, 2011  
16 Zach Cunningham, 2019  
Danieal Manning, 2011  
15 Bradie James, 2012

## Season, Rookie

14 J.J. Watt, 2011  
13 Brooks Reed, 2011

## Game

13 Brian Cushing vs. Kansas City, 1/9/16 (WC)  
12 J.J. Watt at Baltimore, 1/15/12 (Div)

## Game, Rookie

12 J.J. Watt at Baltimore, 1/15/12 (Div)  
9 Benardrick McKinney vs. Kansas City, 1/9/16 (WC)  
8 Brooks Reed at Baltimore, 1/15/12 (Div)

## SOLO TACKLES

## Solo Tackles, Career

27 Johnathan Joseph, 2011-19  
24 Kareem Jackson, 2011-18  
22 Brian Cushing, 2009-17  
20 J.J. Watt, 2011-19  
18 Benardrick McKinney, 2015-19  
17 Danieal Manning, 2011-12

## Solo Tackles, Season

14 Johnathan Joseph, 2016  
13 Danieal Manning, 2011  
11 J.J. Watt, 2011

## Solo Tackles, Season, Rookie

11 J.J. Watt, 2011  
9 Brooks Reed, 2011

## Solo Tackles, Game

10 Benardrick McKinney vs. Buffalo, 1/4/20 (WC)  
Johnathan Joseph vs. Oakland, 1/7/17 (WC)  
9 Brian Cushing vs. Kansas City, 1/9/16 (WC)  
9 J.J. Watt at Baltimore, 1/15/12 (Div)  
8 Danieal Manning at Baltimore, 1/15/12 (Div)  
8 Tyrann Mathieu vs. Indianapolis, 1/5/19 (WC)

## Solo Tackles, Game, Rookie

9 J.J. Watt at Baltimore, 1/15/12 (Div)  
6 Brooks Reed at Baltimore, 1/15/12 (Div)



## FUMBLES

### FUMBLES LOST

#### Career

- 1 DeAndre Carter, 2018-19
- DeAndre Hopkins, 2013-19
- Brian Hoyer, 2015

#### Season

- 1 DeAndre Carter, 2019
- DeAndre Hopkins, 2019
- Brian Hoyer, 2015

#### Game

- 1 DeAndre Carter at Kansas City, 1/12/20 (Div)
- DeAndre Hopkins vs. Buffalo, 1/4/20 (WC)
- Brian Hoyer vs. Kansas City, 1/9/16 (WC)

### FUMBLES FORCED

#### Career

- 1 Whitney Mercilus, 2012-19
- Mike Adams, 2019
- A.J. Bouye, 2013-16
- Jesse Nading, 2008-12
- Brooks Reed, 2011-14
- Akeem Dent, 2014-16

#### Season

- 1 Mike Adams, 2019
- Whitney Mercilus, 2019
- A.J. Bouye, 2016
- Akeem Dent, 2016
- Jesse Nading, 2011
- Brooks Reed, 2011

#### Game

- 1 6x - last: Mike Adams & Whitney Mercilus vs. Buffalo, 1/4/20 (WC)

### OWN FUMBLES RECOVERED

#### Career

- 1 8x - last: Deshaun Watson, 2017-19

#### Season

- 1 Deshaun Watson, 2019
- Carlos Hyde, 2019
- Brock Osweiler, 2016
- Eddie Pleasant, 2016
- Tyler Ervin, 2016
- Brian Hoyer, 2015
- Matt Schaub, 2012
- Jacoby Jones, 2011

#### Game

- 1 9x - last: Deshaun Watson, 2019

### OPPONENTS' FUMBLES RECOVERED

#### Career

- 1 Keion Crossen at Kansas City, 1/12/20 (Div)
- Jacob Martin vs. Buffalo, 1/4/20 (WC)
- Eddie Pleasant at New England, 1/14/17 (Div)

#### Game, Opponent

- 1 Dontari Poe vs. Kansas City, 1/9/16 (WC)
- Jimmy Smith at Baltimore, 1/15/12 (Div)
- Dion Lewis at New England, 1/14/17 (Div)
- Tremaine Edmunds vs. Buffalo, 1/4/20 (WC)
- Darwin Thompson at Kansas City, 1/12/20 (Div)

### YARDS RETURNING FUMBLES

#### Career

None

#### Game, Opponent

- 18 Darwin Thompson at Kansas City, 1/12/20 (Div)
- 4 Jimmy Smith at Baltimore, 1/15/12 (Div)

### FUMBLES RETURNED FOR TOUCHDOWNS

#### Career

None

## SCORING

### POINTS

#### Career

- 36 Arian Foster, 2009-15
- 21 Shayne Graham, 2012
- 19 Nick Novak, 2015-16

#### Season

- 21 Shayne Graham, 2012
- 19 Nick Novak, 2016
- 18 Arian Foster, 2012
- Arian Foster, 2011

#### Points, No Touchdowns, Season

- 21 Shayne Graham, 2012
- 19 Nick Novak, 2016
- 14 Neil Rackers, 2011

#### Points, No Touchdowns, Career

- 21 Shayne Graham, 2012
- 19 Nick Novak, 2015-16
- 14 Ka'imi Fairbairn, 2017-19
- Neil Rackers, 2010-11

#### Season, Rookie

- 6 Keke Coutee, 2018
- DeVier Posey, 2012
- J.J. Watt, 2011

#### Game

- 13 Shayne Graham vs. Cincinnati, 1/5/13 (WC)
- 12 Arian Foster at New England, 1/13/13 (Div)
- Arian Foster vs. Cincinnati, 1/7/12 (WC)

#### Game, Opponent

- 18 Travis Kelce at Kansas City, 1/12/20 (Div)
- Damien Williams at Kansas City, 1/12/20 (Div)
- Shane Vereen at New England, 1/13/13 (Div)
- Dion Lewis at New England, 1/14/17 (Div)

#### Consecutive Games Scoring

- 4 Arian Foster, 1/7/12 - 1/13/13



- 2 Deshaun Watson, 1/4/20 - 1/12/20
- Shayne Graham, 1/5/13 - 1/13/13
- Neil Rackers, 1/7/12 - 1/15/12
- Nick Novak, 1/7/17 - 1/14/17

## TOUCHDOWNS

### Career

- 6 Arian Foster, 2009-15
- 2 Deshaun Watson, 2017-19
- 1 12x - last: Kenny Stills, 2019

### Season

- 3 Arian Foster, 2012
- Arian Foster, 2011

### Season, Rookie

- 1 Lonnie Johnson Jr., 2019
- Keke Coutee, 2018
- DeVier Posey, 2012
- J.J. Watt, 2011

### Game

- 2 Arian Foster at New England, 1/13/13 (Div)
- Arian Foster vs. Cincinnati, 1/7/12 (WC)

### Game, Opponent

- 3 Travis Kelce at Kansas City, 1/12/20 (Div)
- Damien Williams at Kansas City, 1/12/20 (Div)
- Dion Lewis at New England, 1/14/17 (Div)
- Shane Vereen at New England, 1/13/13 (Div)
- 1 17x: last by Josh Allen vs. Buffalo, 1/4/20 (WC)

### Game, Rookie

- 1 Lonnie Johnson Jr. at Kansas City, 1/12/20 (Div)
- Keke Coutee vs. Indianapolis, 1/5/19 (WC)
- DeVier Posey at New England, 1/13/13 (Div)
- J.J. Watt vs. Cincinnati, 1/7/12 (WC)

### Consecutive Games Scoring Touchdowns

- 4 Arian Foster, 1/7/12 - 1/13/13

## POINTS AFTER TOUCHDOWNS

### Attempted, Career

- 5 Ka'imi Fairbairn, 2017-19
- Neil Rackers, 2010-11
- 4 Nick Novak, 2015-16
- 3 Shayne Graham, 2012

### Attempted, Season

- 5 Neil Rackers, 2011
- 4 Ka'imi Fairbairn, 2019
- Nick Novak, 2016
- 3 Shayne Graham, 2012

### Attempted, Game

- 4 Ka'imi Fairbairn at Kansas City, 1/12/20 (Div)
- Neil Rackers vs. Cincinnati, 1/7/12 (WC)
- 3 Nick Novak vs. Oakland, 1/7/17 (WC)
- 2 Shayne Graham at New England, 1/13/13 (Div)

### Attempted, Game, Opponent

- 7 Harrison Butker at Kansas City, 1/12/20 (Div)
- 5 Stephen Gostkowski at New England, 1/13/13 (Div)
- 4 Stephen Gostkowski at New England, 1/14/17 (Div)

### Consecutive Points After Touchdown, Career

- 5 Ka'imi Fairbairn, 2017-19
- Neil Rackers, 2010-11
- 4 Nick Novak, 2015-16
- 3 Shayne Graham, 2012

### Points After Touchdown Percentage, Career

- 100.0 Ka'imi Fairbairn, 2017-19 (5-5)
- Neil Rackers, 2010-11 (5-5)
- Nick Novak, 2015-16 (4-4)
- Shayne Graham, 2012 (3-3)

### Two-Point Conversions, Career

- 1 3x: last by DeAndre Hopkins vs. Buffalo, 1/4/20 (WC)

### Two-Point Conversions, Season

- 1 3x: last by DeAndre Hopkins vs. Buffalo, 1/4/20 (WC)

### Two-Point Conversion, Game

- 1 3x: last by DeAndre Hopkins vs. Buffalo, 1/4/20 (WC)

### Two-Point Conversion, Game, Opponent

None

## FIELD GOALS

### Attempted, Career

- 6 Shayne Graham, 2012
- 5 Nick Novak, 2015-16

### Attempted, Season

- 6 Shayne Graham, 2012
- 5 Nick Novak, 2016

### Attempted, Game

- 4 Shayne Graham vs. Cincinnati, 1/5/13 (WC)
- 3 Nick Novak at New England, 1/14/17 (Div)
- Neil Rackers at Baltimore, 1/15/12 (Div)

### Field Goals, Career

- 6 Shayne Graham, 2012
- 5 Nick Novak, 2015-16

### Field Goals, Season

- 6 Shayne Graham, 2012
- 5 Nick Novak, 2016

### Field Goals, Game

- 4 Shayne Graham vs. Cincinnati, 1/5/13 (WC)
- 3 Nick Novak at New England, 1/14/17 (Div)

### Field Goals, Game, Opponent

- 4 Stephen Hauschka vs. Buffalo, 1/4/20 (WC)
- 3 Cairo Santos vs. Kansas City, 1/9/16 (WC)

### Consecutive Games Scoring Field Goals

- 2 Ka'imi Fairbairn, 1/4/20-1/12/20
- Nick Novak, 1/7/17 - 1/14/17
- Shayne Graham, 1/5/13 - 1/13/13
- Neil Rackers, 1/7/12 - 1/15/12

### Consecutive Field Goals Made

- 6 Shayne Graham, 1/5/13 - 1/13/13
- 5 Nick Novak, 1/7/17 - 1/14/17
- 3 Ka'imi Fairbairn, 1/4/20 - 1/12/20
- Neil Rackers, 1/7/12 - 1/15/12

### Longest Field Goal

- 55 Shayne Graham at New England, 1/13/13 (Div)
- 50 Nick Novak vs. Oakland, 1/7/17 (WC)



## Field Goal Percentage, Career

100      Shayne Graham, 2012 (6-6)  
            Nick Novak, 2015-16 (5-5)

## Field Goal Percentage, Season

100      Shayne Graham, 2012 (6-6)  
            Nick Novak, 2016 (5-5)

## Most Field Goals, No Misses, Game

4          Shayne Graham vs. Cincinnati, 1/5/13 (WC)  
3          Nick Novak at New England, 1/14/17 (Div)

## Most Field Goals, No Misses, Game, Opponent

4          Stephen Hauschka vs. Buffalo, 1/4/20 (WC)

## Most Field Goals, 50 or More Yards, Career

1          Shayne Graham, 2012  
            Nick Novak, 2015-16

## Most Field Goals, 50 or More Yards, Season

1          Shayne Graham, 2012  
            Nick Novak, 2016

## Most Field Goals, 50 or More Yards, Game

1          Nick Novak vs. Oakland, 1/7/17  
            Shayne Graham at New England, 1/13/13



## WIN / LOSS

Overall			
Year	W	L	Pct.
2011	1	1	0.5
2012	1	1	0.5
2015	0	1	0.0
2016	1	1	0.5
2018	0	1	0.0
2019	1	1	0.5
Totals	4	6	0.4

Home			
Year	W	L	Pct.
2011	1	0	1.0
2012	1	0	1.0
2015	0	1	0.0
2016	1	0	1.0
2018	0	1	0.0
2019	1	0	1.0
Totals	3	2	0.6

Road			
Year	W	L	Pct.
2011	0	1	0.0
2012	0	1	0.0
2016	0	1	0.0
2019	0	1	0.0
Totals	0	4	0.0

## SCORING

### Touchdowns

#### Most, Season

6	2019
5	2011
4	2016
	2012

#### Fewest, Season

0	2015
---	------

#### Most, Game

4	vs. Cincinnati, 1/7/12 (WC)
	at Kansas City, 1/12/20 (Div)
	vs. Oakland, 1/7/17 (WC)
	at New England, 1/13/13 (Div)

#### Most Allowed, Season

8	2019
6	2016
	2012

#### Most Allowed, Game

7	at Kansas City, 1/12/20 (Div)
5	at New England, 1/13/13 (Div)
4	at New England, 1/14/17 (Div)

#### Fewest Allowed, Season

3	2018
	2015
	2011

#### Fewest Allowed, Game

1	vs. Buffalo, 1/4/20 (WC)
---	--------------------------

vs. Cincinnati, 1/5/13 (WC)

vs. Cincinnati, 1/7/12 (WC)

## Scoring

#### Most Points Scored, Season

53	2019
47	2012
44	2011

#### Most Points Scored, Game

31	vs. Kansas City 1/12/20 (Div)
	vs. Cincinnati, 1/7/12 (WC)
28	at New England, 1/13/13 (Div)
27	vs. Oakland, 1/7/17 (WC)

#### Fewest Points Scored, Season

0	2015
---	------

#### Fewest Points Scored, Game

0	vs. Kansas City, 1/9/16 (WC)
7	vs. Indianapolis, 1/5/19 (WC)
13	at Baltimore, 1/15/12 (Div)

#### Most Points Allowed, Season

70	2019
54	2012

#### Most Points Allowed, Game

51	at Kansas City, 1/12/20 (Div)
41	at New England, 1/13/13 (Div)
34	at New England, 1/14/17 (Div)

#### Fewest Points Allowed, Season

21	2018
30	2015
	2011

#### Fewest Points Allowed, Game

10	vs. Cincinnati, 1/7/12 (WC)
13	vs. Cincinnati, 1/5/13 (WC)

#### Most Points, Game, Both Teams

82	Texans 31 at Kansas City 51, 1/12/20 (Div)
69	Texans 28 at New England 41, 1/13/13 (Div)
50	Texans 16 at New England 34, 1/14/17 (Div)

#### Fewest Points, Game, Both Teams

28	Texans 7 vs. Indianapolis 21, 1/5/19 (WC)
30	Texans 0 vs. Kansas City 30, 1/9/16 (WC)
32	Texans 19 vs. Cincinnati 13, 1/5/13 (WC)

#### Most Points in First Quarter

21	vs. Kansas City, 1/12/20 (Div)
10	vs. Oakland, 1/7/17 (WC)

#### Most Points in Second Quarter

10	at New England, 1/14/17 (Div)
	vs. Oakland, 1/7/17 (WC)
	at New England, 1/13/13 (Div)
	vs. Cincinnati, 1/7/12 (WC)
	at Baltimore, 1/15/12 (Div)

#### Most Points in Third Quarter

8	vs. Bills, 1/4/20 (WC)
7	vs. Kansas City, 1/12/20 (Div)
	vs. Cincinnati, 1/5/13 (WC)
	vs. Cincinnati, 1/7/12 (WC)





## Most Points in Fourth Quarter

- 15 at New England, 1/13/13 (Div)
- 11 vs. Bills, 1/4/20 (WC)
- 7 vs. Indianapolis, 1/5/19 (WC)
- vs. Oakland, 1/7/17 (WC)
- vs. Cincinnati, 1/7/12 (WC)

## Most Points in First Quarter, Opponent

- 17 at Baltimore, 1/15/12 (Div)
- 14 vs. Indianapolis, 1/5/19 (WC)
- at New England, 1/14/17 (Div)

## Most Points in Second Quarter, Opponent

- 28 vs. Kansas City, 1/12/20 (Div)
- 10 at New England, 1/13/13 (Div)
- 7 vs. Indianapolis, 1/5/19 (WC)
- vs. Cincinnati, 1/5/13 (WC)

## Most Points in Third Quarter, Opponent

- 14 at New England, 1/13/13 (Div)
- 13 vs. Kansas City, 1/12/20 (Div)
- 7 at New England, 1/14/17 (Div)
- vs. Kansas City, 1/9/16 (WC)

## Most Points in Fourth Quarter, Opponent

- 10 vs. Kansas City, 1/12/20 (Div)
- vs. New England, 1/14/17 (Div)
- vs. Kansas City, 1/9/16 (WC)
- at New England, 1/13/13 (Div)

## Most Points in First Quarter, Both Teams

- 21 Texans 21 at Kansas City 0, 1/12/20 (Div)
- 20 Texans 3 at Baltimore 17, 1/15/12 (Div)
- 17 Texans 3 at New England 14, 1/14/17 (Div)
- Texans 10 vs. Oakland 7, 1/7/17 (WC)

## Most Points in Second Quarter, Both Teams

- 31 Texans 3 at Kansas City 28, 1/12/20 (Div)
- 20 Texans 10 at New England 10, 1/13/13 (Div)
- 13 Texans 10 at New England 3, 1/14/17 (Div)
- Texans 6 vs. Cincinnati 7, 1/5/13 (WC)
- Texans 10 vs. Cincinnati 3, 1/7/12 (WC)

## Most Points in Third Quarter, Both Teams

- 14 Texans 0 at New England 14, 1/13/13 (Div)
- 11 Texans 8 vs. Buffalo 3, 1/4/20 (WC)
- 10 Texans 7 vs. Cincinnati 3, 1/5/13 (WC)

## Most Points in Fourth Quarter, Both Teams

- 25 Texans 15 at New England 10, 1/13/13 (Div)
- 14 Texans 11 vs. Buffalo 3, 1/4/20 (WC)
- Texans 7 vs. Oakland 7, 1/7/17 (WC)

## Consecutive Games Scoring a Touchdown

- 5 1/7/17 through 1/12/20

## Consecutive Games Scoring

- 5 1/7/17 through 1/12/20

## Consecutive Quarters Held Scoreless

- 4 1st through 4th quarter vs. Kansas City, 1/9/16 (WC)

## Consecutive Quarters Held Scoreless, Opponents

- 2 3rd and 4th quarters vs. Cincinnati, 1/7/12 (WC)
- 2 2nd and 3rd quarters at Baltimore, 1/15/12 (Div)
- 2 2nd and 3rd quarters vs. Oakland, 1/7/17 (WC)

## Consecutive Quarters Held Without a Touchdown, Opponents

- 3 2nd through 4th quarters vs. Buffalo, 1/4/20 (WC)
- 3 2nd through 4th quarters at Baltimore, 1/15/12 (Div)
- 3 2nd through 4th quarters vs. Cincinnati, 1/7/12 (WC)
- 2 3rd and 4th quarters vs. Cincinnati, 1/5/13 (WC)
- 2 2nd and 3rd quarters vs. Oakland, 1/7/17 (WC)

## Most Points By Half

### First Half

- 24 vs. Kansas City, 1/12/20 (Div)
- 20 vs. Oakland, 1/7/17 (WC)
- 17 vs. Cincinnati, 1/7/12 (WC)

### Second Half

- 19 vs. Buffalo, 1/4/20 (WC)
- 15 at New England, 1/13/13 (Div)
- 14 vs. Cincinnati, 1/7/12 (WC)

## Most Points By Half, Opponent

### First Half

- 28 vs. Kansas City, 1/12/20 (Div)
- 21 vs. Indianapolis, 1/5/19 (WC)
- 17 vs. New England, 1/14/17 (Div)
- at New England, 1/13/13 (Div)
- at Baltimore, 1/15/12 (Div)

### Second Half

- 24 at New England, 1/13/13 (Div)
- 23 vs. Kansas City, 1/12/20 (Div)
- 17 vs. New England, 1/14/17 (Div)
- vs. Kansas City, 1/9/16 (WC)

## Most Points By Half, Both Teams

### First Half

- 52 Texans 24 vs. Kansas City 28, 1/12/20 (Div)
- 30 Texans 13 at New England 17, 1/13/13 (Div)
- 30 Texans 13 at Baltimore 17, 1/15/12 (Div)
- 30 Texans 13 at New England 17, 1/14/17 (Div)

### Second Half

- 39 Texans 15 at New England 24, 1/13/13 (Div)
- 30 Texans 7 vs. Kansas City 23, 1/12/20 (Div)
- 25 Texans 19 vs. Buffalo 6, 1/4/20 (WC)

## Extra Points

## Season

- 5 2011
- 4 2019
- 2016

## Game

- 4 vs. Kansas City, 1/12/20 (Div)
- vs. Cincinnati, 1/7/12 (WC)
- 3 vs. Oakland, 1/7/17 (WC)

## Season, Opponent

- 7 2019
- 6 2016
- 2012
- 3 2018
- 2015
- 2011



## Game, Opponent

6	vs. Kansas City, 1/12/20 (Div)
5	at New England, 1/13/13 (Div)
4	at New England, 1/14/17 (Div)

## Two-Point Conversions

### Season

2	2019
1	2012

### Game

2	vs. Buffalo, 1/4/20 (WC)
1	at New England, 1/13/13 (Div)

## Defensive Touchdowns

### Season

1	2011
---	------

### Game

1	vs. Cincinnati, 1/7/12 (WC)
---	-----------------------------

## Game, Opponent

1	vs. Cincinnati, 1/5/13 (WC)
---	-----------------------------

## Scoring Margin

### Margin of Victory

21	vs. Cincinnati, 1/7/12 (WC)
13	vs. Oakland, 1/7/17 (WC)

### Margin of Defeat

30	vs. Kansas City, 1/9/16 (WC)
20	at Kansas City, 1/12/20 (Div)
18	at New England, 1/14/17 (Div)

### Largest Deficit Overcome

16	vs. Buffalo, 1/4/20 (WC), down 16-0, 22-19 final
7	vs. Cincinnati, 1/7/12 (WC), down 7-0, 31-10 final
1	vs. Cincinnati, 1/5/13 (WC), down 7-6, 19-13 final

### Largest Lead Before Opponent Scores

21	at Kansas City, 1/12/20 (Div)
13	vs. Oakland, 1/7/17 (WC)

## Scoring Drives

### Longest Scoring Drive (Net Yards)

89	vs. Indianapolis, 1/9/19 (WC), 16 plays, TD
86	at Baltimore, 1/15/12 (Div), 12 plays, TD
83	vs. Cincinnati, 1/7/12 (WC), 9 plays, TD
80	vs. Cincinnati, 1/7/12 (WC), 6 plays, TD

### Longest Scoring Drive (Time)

8:12	at New England, 1/14/17 (Div), 14 plays, 62 yards, FG
7:12	vs. Cincinnati, 1/7/12 (WC), 13 plays, 48 yards, FG
7:05	vs. Cincinnati, 1/5/13 (WC), 13 plays, 76 yards, FG

### Shortest Scoring Drive (Yards)

3	at New England, 1/13/13 (Div), 4 plays, FG
4	vs. Oakland, 1/7/17 (WC), 1 play, TD

### Shortest Scoring Drive (Plays)

1	vs. Oakland, 1/7/17 (WC), 4 yards, TD
2	at Kansas City, 1/12/20 (Div), 6 yards, TD
	at New England, 1/14/17 (Div), 12 yards, TD
3	vs. Cincinnati, 1/7/12 (WC), 54 yards, TD

## Shortest Scoring Drive (Time)

0:04	vs. Oakland, 1/7/17 (WC), 1 play, 4 yards, TD
0:24	at New England, 1/13/13 (Div), 5 plays, 25 yards, FG
0:40	at New England, 1/14/17 (Div), 2 plays, 12 yards, TD
0:48	at Kansas City, 1/12/20 (Div), 2 plays, 6 yards, TD
0:50	at New England, 1/14/17 (Div), 4 plays, 6 yards, FG

## TOTAL OFFENSE

### Most Net Yards Gained, Season

845	2012
802	2019

### Most Net Yards Gained, Game

442	at Kansas City, 1/12/20 (Div)
425	at New England, 1/13/13 (Div)
420	vs. Cincinnati, 1/5/13 (WC)

### Fewest Net Yards Gained, Season

226	2015
-----	------

### Fewest Net Yards Gained, Game

226	vs. Kansas City, 1/9/16 (WC)
285	at New England, 1/14/17 (Div)

### Most Net Yards Allowed, Season

859	2019
655	2012

### Most Net Yards Allowed, Game

457	at New England, 1/13/13 (Div)
434	at Kansas City, 1/12/20 (Div)
425	vs. Buffalo, 1/4/20 (WC)
422	vs. Indianapolis, 1/5/19 (WC)
377	at New England, 1/14/17 (Div)

### Fewest Net Yards Allowed, Season

314	2015
-----	------

### Fewest Net Yards Allowed, Game

198	vs. Cincinnati, 1/5/13 (WC)
203	vs. Oakland, 1/7/17 (WC)

### Most Net Yards Gained, Season, Both Teams

1,661	2019
1,500	2012

### Most Net Yards Gained, Game, Both Teams

882	Texans 425 at New England 457, 1/13/13 (Div)
876	Texans 442 at Kansas City 434, 1/12/20 (Div)
785	Texans 360 vs. Buffalo 425, 1/4/20 (WC)
744	Texans 322 vs. Indianapolis 422, 1/5/19 (WC)
662	Texans 285 at New England 377, 1/14/17 (Div)

### Fewest Net Yards Gained, Season, Both Teams

494	2016
-----	------

### Fewest Net Yards Gained, Game, Both Teams

494	Texans 291 vs. Oakland 203, 1/7/17 (WC)
540	Texans 226 vs. Kansas City 314, 1/9/16 (WC)

### Most Net Yards Gained, First Half

250	vs. Cincinnati, 1/5/13 (WC)
237	at Kansas City, 1/12/19 (Div)
209	vs. Oakland, 1/7/17 (WC)



## Most Net Yards Gained, Second Half

279	vs. Buffalo, 1/4/19 (WC)
222	at New England, 1/13/13 (Div)
205	at Kansas City, 1/12/20 (Div)
	vs. Indianapolis, 1/5/19 (WC)

## Fewest Net Yards Gained, First Half

81	vs. Buffalo, 1/4/20 (WC)
117	vs. Indianapolis, 1/5/19 (WC)
123	vs. Kansas City, 1/9/16 (WC)
123	at New England, 1/14/17 (Div)

## Fewest Net Yards Gained, Second Half

82	vs. Oakland, 1/7/17 (WC)
103	vs. Kansas City, 1/9/16 (WC)
134	at Baltimore, 1/15/12 (Div)

## Most Net Yards Allowed, First Half

277	vs. Indianapolis, 1/5/19 (WC)
260	at New England, 1/13/13 (Div)
247	vs. Buffalo, 1/4/20 (WC)

## Most Net Yards Allowed, Second Half

260	at Kansas City, 1/12/20 (Div)
221	at New England, 1/14/17 (Div)
197	at New England, 1/13/13 (Div)

## Fewest Net Yards Allowed, First Half

53	vs. Cincinnati, 1/5/13 (WC)
75	vs. Oakland, 1/7/17 (WC)

## Fewest Net Yards Allowed, Second Half

109	at Baltimore, 1/15/12 (Div)
128	vs. Oakland, 1/7/17 (WC)

## Most Net Yards Gained, First Quarter

119	at Kansas City, 1/12/20 (Div)
112	vs. Cincinnati, 1/5/13 (WC)
93	vs. Cincinnati, 1/7/12 (WC)

## Most Net Yards Gained, Second Quarter

155	vs. Oakland, 1/7/17 (WC)
138	vs. Cincinnati, 1/5/13 (WC)

## Most Net Yards Gained, Third Quarter

101	vs. Cincinnati, 1/5/13 (WC)
98	at New England, 1/14/17 (Div)

## Most Net Yards Gained, Fourth Quarter

150	at New England, 1/13/13 (Div)
122	at Kansas City, 1/12/20 (Div)
120	vs. Indianapolis, 1/5/19 (WC)

## Fewest Net Yards Gained, First Quarter

35	vs. Kansas City, 1/9/16 (WC)
39	vs. Indianapolis, 1/5/19 (WC)

## Fewest Net Yards Gained, Second Quarter

25	vs. Buffalo, 1/4/20 (WC)
52	at New England, 1/14/17 (Div)
63	vs. Cincinnati, 1/7/12 (WC)

## Fewest Net Yards Gained, Third Quarter

34	vs. Oakland, 1/7/17 (WC)
40	vs. Kansas City, 1/9/16 (WC)

## Fewest Net Yards Gained, Fourth Quarter

48	vs. Oakland, 1/7/17 (WC)
63	vs. Kansas City, 1/9/16 (WC)

## Most Net Yards Allowed, First Quarter

155	vs. Indianapolis, 1/5/19 (WC)
101	vs. Buffalo, 1/4/20 (WC)
96	at New England, 1/13/13 (Div)
71	at Baltimore, 1/15/12 (Div)

## Most Net Yards Allowed, Second Quarter

164	at New England, 1/13/13 (Div)
146	vs. Buffalo, 1/4/20 (WC)
128	at Kansas City, 1/12/20 (Div)

## Most Net Yards Allowed, Third Quarter

161	at Kansas City, 1/12/20 (WC)
151	vs. Kansas City, 1/9/16 (WC)
141	at New England, 1/14/17 (Div)

## Most Net Yards Allowed, Fourth Quarter

113	vs. Oakland, 1/7/17 (WC)
99	at Kansas City, 1/12/20 (Div)
86	vs. Buffalo, 1/4/20 (WC)
81	vs. Indianapolis, 1/5/19 (WC)

## Fewest Net Yards Allowed, First Quarter

19	vs. Cincinnati, 1/5/13 (WC)
43	at New England, 1/14/17 (Div)

## Fewest Net Yards Allowed, Second Quarter

24	vs. Oakland, 1/7/17 (WC)
34	vs. Cincinnati, 1/5/13 (WC)

## Fewest Net Yards Allowed, Third Quarter

15	vs. Oakland, 1/7/17 (WC)
64	vs. Indianapolis, 1/5/19 (WC)
	vs. Cincinnati, 1/7/12 (WC)

## Fewest Net Yards Allowed, Fourth Quarter

27	vs. Kansas City, 1/9/16 (WC)
44	at Baltimore, 1/15/12 (Div)

## RUSHING

### Rushing Yards

#### Season

319	2011
-----	------

#### Game

188	vs. Cincinnati, 1/7/12 (WC)
158	vs. Cincinnati, 1/5/13 (WC)

#### Fewest, Season

105	2018
-----	------

#### Fewest, Game

91	at New England, 1/13/13 (Div)
94	at Kansas City, 1/12/20 (Div)

#### Most Allowed, Season

290	2019
202	2012

#### Most Allowed, Game

200	vs. Indianapolis, 1/5/19 (WC)
172	vs. Buffalo, 1/4/20 (WC)
141	vs. Kansas City, 1/9/16 (WC)

#### Fewest Allowed, Season

141	2015
-----	------



## Fewest Allowed, Game

64	vs. Oakland, 1/7/17 (WC)
76	vs. Cincinnati, 1/7/12 (WC)

## Season, Both Teams

525	2019
482	2011

## Game, Both Teams

313	Texans 141 vs. Buffalo 172, 1/4/20 (WC)
305	Texans 105 vs. Indianapolis 200, 1/5/19 (WC)
264	Texans 188 vs. Cincinnati 76, 1/7/12 (WC)

## Fewest, Season, Both Teams

255	2015
-----	------

## Fewest, Game, Both Teams

187	Texans 123 vs. Oakland 64, 1/7/17 (WC)
203	Texans 105 at New England 98, 1/14/17 (Div)

## Attempts

### Season

67	2016
----	------

### Game

44	vs. Oakland, 1/7/17 (WC)
39	vs. Cincinnati, 1/5/13 (WC)

### Fewest, Season

16	2018
----	------

### Fewest, Game

16	vs. Indianapolis, 1/5/19 (WC)
21	at Kansas City, 1/12/20 (Div)

### Season, Opponent

51	2019
50	2011

### Game, Opponent

37	vs. Kansas City, 1/9/16 (WC)
35	vs. Indianapolis, 1/5/19 (WC)
31	at Baltimore, 1/15/12 (Div)

### Fewest, Season, Opponent

35	2018
----	------

### Fewest, Game, Opponent

16	vs. Cincinnati, 1/5/13 (WC)
19	vs. Cincinnati, 1/7/12 (WC)

## Rushing Average

### Season

6.6	2018 (16-105)
-----	---------------

### Game

6.6	vs. Indianapolis, 1/5/19 (WC) (16-105)
5.4	vs. Cincinnati, 1/7/12 (WC) (35-188)

### Lowest, Season

3.4	2016 (67-228)
-----	---------------

### Lowest, Game

2.8	vs. Oakland, 1/7/17 (WC) (44-123)
4.0	at New England, 1/13/13 (Div) (23-91)

### Season, Opponent

5.7	2019 (51-290)
	2018 (35-200)

## Game, Opponent

5.7	vs. Buffalo, 1/4/20 (WC) (30-172)
	vs. Indianapolis, 1/5/19 (WC) (35-200)

## PASSING

### Net Yards Passing

### Most, Season

596	2012
-----	------

### Most, Game

348	at Kansas City, 1/12/20 (Div)
334	at New England, 1/13/13 (Div)
262	vs. Cincinnati, 1/5/13 (WC)

### Fewest, Season

112	2015
-----	------

### Fewest, Game

112	vs. Kansas City, 1/9/16 (WC)
152	vs. Cincinnati, 1/7/12 (WC)

### Most Allowed, Season

569	2019
-----	------

### Most Allowed, Game

335	at New England, 1/13/13 (Div)
316	at Kansas City, 1/12/20 (Div)
279	at New England, 1/14/17 (Div)

### Fewest Allowed, Season

173	2015
-----	------

### Fewest Allowed, Game

118	vs. Cincinnati, 1/5/13 (WC)
139	vs. Oakland, 1/7/17 (WC)

### Most, Season, Both Teams

1,136	2019
1,049	2012

### Most, Game, Both Teams

669	Texans 334 at New England 335, 1/13/13 (Div)
664	Texans 348 at Kansas City 316, 1/12/20 (Div)
472	Texans 219 vs. Buffalo 253, 1/4/20 (WC)
459	Texans 180 vs. New England 279, 1/14/17 (Div)

### Fewest, Season, Both Teams

285	2015
-----	------

### Fewest, Game, Both Teams

285	Texans 112 vs. Kansas City 173, 1/9/16 (WC)
307	Texans 168 vs. Oakland 139, 1/7/17 (WC)

### Gross Yards Passing

### Most, Season

635	2019
605	2012

### Most, Game

388	at Kansas City, 1/12/20 (Div)
343	at New England, 1/13/13 (Div)
262	vs. Cincinnati, 1/5/13 (WC)



## Fewest, Season

136 2015

## Fewest, Game

136 vs. Kansas City, 1/9/16 (WC)

159 vs. Cincinnati, 1/7/12 (WC)

## Most Allowed, Season

601 2019

471 2012

## Most Allowed, Game

344 at New England, 1/13/13 (Div)

321 at Kansas City, 1/12/20 (Div)

287 at New England, 1/14/17 (Div)

## Fewest Allowed, Season

190 2015

## Fewest Allowed, Game

127 vs. Cincinnati, 1/5/13 (WC)

161 vs. Oakland, 1/7/17 (WC)

## Pass Attempts

## Most, Season

89 2012

## Most, Game

52 at Kansas City, 1/12/20 (Div)

51 at New England, 1/13/13 (Div)

49 vs. Indianapolis, 1/5/19 (WC)

40 at New England, 1/14/17 (Div)

## Fewest, Season

34 2015

## Fewest, Game

20 vs. Cincinnati, 1/7/12 (WC)

25 vs. Buffalo, 1/4/20 (WC)

vs. Oakland, 1/7/17 (WC)

## Most, Season, Opponent

83 2019

2016

## Most, Game, Opponent

48 vs. Buffalo, 1/4/20 (WC)

45 vs. Oakland, 1/7/17 (WC)

42 vs. Cincinnati, 1/7/12 (WC)

## Fewest, Season, Opponent

22 2015

## Pass Completions

## Most, Season

63 2012

## Most, Game

34 at New England, 1/13/13 (Div)

31 at Kansas City, 1/12/20 (Div)

29 vs. Indianapolis, 1/5/19 (WC)

vs. Cincinnati, 1/5/13 (WC)

## Fewest, Season

15 2015

## Fewest, Game

11 vs. Cincinnati, 1/7/12 (WC)

14 vs. Oakland, 1/7/17 (WC)

## Most, Season, Opponent

48 2019

41 2011

## Most, Game, Opponent

27 vs. Cincinnati, 1/7/12 (WC)

25 vs. Buffalo, 1/4/20 (WC)

at New England, 1/13/13 (Div)

## Fewest, Season, Opponent

17 2015

## Fewest, Game, Opponent

14 vs. Cincinnati, 1/5/13 (WC)

at Baltimore, 1/15/12 (Div)

## Touchdown Passes

## Most, Season

3 2019

2 2016

2012

1 2018

2011

## Most, Game

2 at Kansas City, 1/12/20 (Div)

at New England, 1/13/13 (Div)

1 5x, last vs. Buffalo, 1/4/20 (WC)

## Most, Season, Opponent

6 2019

3 2016

2012

2 2018

2011

## Most, Game, Opponent

5 at Kansas City, 1/12/20 (Div)

3 at New England, 1/13/13 (Div)

2 3x - last vs. Indianapolis, 1/5/19 (WC)

## Consecutive Games With a Passing Touchdown

## Texans

5 vs. Oakland 1/7/17 (WC) through vs. Kansas City 1/12/20 (Div)

## Opponent

7 at New England 1/13/13 through vs. Kansas City 1/12/20 (Div)

## FIRST DOWNS

## Most, Season

49 2012

## Most, Game

25 at New England, 1/13/13 (Div)

24 vs. Cincinnati, 1/5/13 (WC)

## Fewest, Season

14 2015

## Fewest, Game

14 at New England, 1/14/17 (Div)

vs. Kansas City, 1/9/16 (WC)

## Most Allowed, Season

53 2019



36 2016  
2012

### Most Allowed, Game

29 at Kansas City, 1/12/20 (Div)  
26 vs. Indianapolis, 1/5/19 (WC)  
24 vs. Buffalo, 1/4/20 (WC)  
at New England, 1/13/13 (Div)

### Fewest Allowed, Season

18 2015

### Fewest Allowed, Game

11 at Baltimore, 1/15/12 (Div)  
12 vs. Cincinnati, 1/5/13 (WC)

### Most, Season, Both Teams

95 2019  
85 2012

### Most, Game, Both Teams

52 Texans 23 at Kansas City 29, 1/12/20 (Div)  
49 Texans 25 at New England 24, 1/13/13 (Div)  
43 Texans 19 vs. Buffalo 24, 1/4/20 (WC)

### Fewest, Season, Both Teams

32 2015

### Fewest, Game, Both Teams

27 Texans 16 at Baltimore 11, 1/15/12 (Div)  
32 Texans 14 vs. Kansas City 18, 1/9/16 (WC)

## Rushing First Downs

### Most, Season

14 2011

### Most, Game

9 vs. Cincinnati, 1/7/12 (WC)  
8 vs. Cincinnati, 1/5/13 (WC)

### Fewest, Season

3 2015  
7 2018

### Fewest, Game

3 vs. Kansas City, 1/9/16 (WC)

### Most, Season, Opponent

19 2019  
13 2012

### Most, Game, Opponent

10 vs. Buffalo, 1/4/20 (WC)  
vs. Indianapolis, 1/5/19 (WC)  
9 at Kansas City, 1/12/20 (Div)

### Fewest, Season, Opponent

8 2015

### Fewest, Game, Opponent

2 at Baltimore, 1/15/12 (Div)  
3 vs. Oakland, 1/7/17 (WC)

## Passing First Downs

### Most, Season

32 2012

### Most, Game

19 at New England, 1/13/13 (Div)  
18 at Kansas City, 1/12/20 (Div)

### Fewest, Season

10 2015

### Fewest, Game

8 at New England, 1/14/17 (Div)

### Most, Season, Opponent

30 2019  
23 2016

### Most, Game, Opponent

16 at Kansas City, 1/12/20 (Div)  
15 at New England, 1/13/13 (Div)  
14 vs. Buffalo, 1/4/20 (WC)  
vs. Indianapolis, 1/5/19 (WC)

### Fewest, Season, Opponent

8 2015

### Fewest, Game, Opponent

5 vs. Cincinnati, 1/5/13 (WC)  
8 vs. Kansas City, 1/9/16 (WC)

## First Downs by Penalty

### Most, Season

5 2016

### Most, Game

3 vs. Oakland, 1/7/17 (WC)  
vs. Cincinnati, 1/5/13 (WC)  
2 at New England, 1/14/17 (Div)

### Fewest, Season

0 2018

### Fewest, Game

0 2 times, last; vs. Indianapolis, 1/5/19 (WC)

### Most, Season, Opponent

4 2019  
2016

### Most, Game, Opponent

4 at Kansas City, 1/12/20 (Div)  
2 6x, last; vs. Indianapolis, 1/5/19 (WC)

### Fewest, Season, Opponent

2 2018  
2015  
2011

### Fewest, Game, Opponent

0 vs. Buffalo, 1/4/20 (WC)  
at Baltimore, 1/15/12 (Div)  
1 at New England, 1/13/13 (Div)

## FIELD GOALS

### Most, Season

6 2012

### Fewest, Season

0 2018  
2015

### Most Attempted, Season

6 2012



## Fewest Attempted, Season

0 2018  
2015

## Most Attempted, Game

4 vs. Cincinnati, 1/5/13 (WC)  
3 at New England, 1/14/17 (Div)  
at Baltimore, 1/15/12 (Div)

## Most Converted, Game

4 vs. Cincinnati, 1/5/13 (WC)  
3 at New England, 1/14/17 (Div)

## Consecutive Games Scoring Field Goals

4 1/7/12 – 1/13/13

## Most Field Goals Made, Season, Opponent

5 2019  
4 2012

## Fewest Field Goals Made, Season, Opponent

0 2018  
2 2016

## Most Field Goals Attempted, Season, Opponent

5 2019  
4 2012  
2011

## Fewest Field Goals Attempted, Season, Opponent

0 2018  
2 2016

## Most Field Goals Attempted, Game, Opponent

4 vs. Buffalo, 1/4/20 (WC)  
3 vs. Kansas City, 1/9/16 (WC)  
2 5x - last: at New England, 1/14/17 (Div)

## Most Field Goals Converted, Game, Opponent

4 at Kansas City, 1/12/20 (Div)  
3 vs. Kansas City, 1/9/16 (WC)  
2 4x - last: at New England, 1/14/17 (Div)

## Most Field Goals Converted, Game, Both Teams

6 Texans 2 vs. Buffalo 4, 1/4/20 (WC)  
Texans 4 vs. Cincinnati 2, 1/5/13 (WC)  
5 Texans 3 at New England 2, 1/14/17 (Div)

## Fewest yards, Game

126 vs. Cincinnati, 1/5/13 (WC)  
137 at Kansas City, 1/12/20 (Div)  
182 at New England, 1/13/13 (Div)

## Most Punts, Season, Opponent

16 2016

## Most Punts, Game, Opponent

10 vs. Oakland, 1/7/17 (WC)

## Fewest Punts, Season, Opponent

4 2018, 2015

## Fewest Punts, Game, Opponent

3 vs. Cincinnati, 1/7/12 (WC)

## Most Yards, Season, Opponent

697 2016

## Most Yards, Game, Opponent

457 vs. Oakland, 1/7/17 (WC)

## Fewest Punting Yards, Season, Opponent

148 2018

## Fewest Punting Yards, Game, Opponent

123 at Kansas City, 1/12/20 (Div)  
145 vs. Cincinnati, 1/7/12 (WC)  
148 vs. Indianapolis, 1/5/19 (WC)

## Most Punts, Season, Both Teams

33 2016

## Most Punts, Game, Both Teams

19 Texans 9 vs. Oakland 10, 1/7/17 (WC)

## Fewest Punts, Season, Both Teams

9 2015

## Fewest Punts, Game, Both Teams

7 Texans 3 vs. Kansas City 4, 1/12/20 (Div)  
8 Texans 3 vs. Cincinnati 5, 1/5/13 (WC)  
8 Texans 5 vs. Cincinnati 3, 1/7/12 (WC)

## Highest Punting Average, Season

46.8 2018, 5 punts

## Lowest Punting Average, Season

38.5 2012, 5 punts

## Highest Punting Average, Game (Minimum 4 punts)

50.2 vs. Cincinnati, 1/7/12 (WC), 5 punts

## Highest Punting Average, Season, Opponent

49.7 2012, 10 punts

## Highest Punting Average, Game, Opponent (Minimum 4 punts)

52.8 at New England, 1/13/13 (Div), 5 punts

## Lowest Punting Average, Season, Opponent

37.0 2018, 4 punts

## Lowest Punting Average, Game, Opponent (Minimum 4 punts)

37.0 vs. Indianapolis, 1/5/19 (WC), 4 punts  
40.0 at New England, 1/14/17, 6 punts

## PUNTING

### Most, Season

17 2016

### Most, Game

9 vs. Oakland, 1/7/17

### Fewest, Season

5 2018  
2015

### Fewest, Game

3 at Kansas City, 1/12/20 (Div)  
vs. Cincinnati, 1/5/13 (WC)

### Most Yards, Season

755 2016

### Most Yards, Game

414 vs. Oakland, 1/7/17 (WC)

### Fewest Yards, Season

228 2015

## PUNT RETURNS

### Most, Season

9 2011

### Most, Game

6 at Baltimore, 1/15/12 (Div)  
4 vs. Oakland, 1/7/17 (WC)



## Fewest, Season

0 2018  
2015

## Fewest, Game

0 vs. Indianapolis, 1/5/19 (WC)  
vs. Kansas City, 1/9/16 (WC)

## Most Yards, Season

57 2016

## Most Yards, Game

34 at New England, 1/14/17 (Div)  
23 vs. Oakland, 1/7/17 (WC)

## Fewest Yards, Season

0 2018  
2015

## Fewest Yards, Game

0 vs. Kansas City, 1/9/16 (WC)  
4 at Baltimore, 1/15/12 (Div)

## Highest Average, Season

11.0 2019 (2-22)  
9.5 2016 (6-57)

## Highest Average, Game (Minimum 4 returns)

5.8 vs. Oakland, 1/7/17 (WC)

## Lowest Average, Season

0 2018 (0-0)  
2015 (0-0)

## Lowest Average, Game (Minimum 4 returns)

0.7 at Baltimore, 1/15/12 (Div)

## Most Returns, Season, Opponent

10 2016

## Most Returns, Game, Opponent

6 vs. Oakland, 1/7/17 (WC)

## Fewest Punt Returns, Season, Opponent

2 2018

## Fewest Punt Returns, Game, Opponent

0 at Baltimore, 1/15/12 (Div)  
1 vs. Buffalo, 1/4/20 (WC)  
at New England, 1/13/13 (Div)

## Most Punt Return Yards, Season, Opponent

96 2016

## Most Punt Return Yards, Game, Opponent

70 vs. Oakland, 1/7/17 (WC)  
34 vs. Kansas City, 1/9/16 (WC)

## Fewest Punt Return Yards, Season, Opponent

0 2018

## Fewest Punt Return Yards, Game, Opponent

0 vs. Indianapolis, 1/5/19 (WC)  
at New England, 1/13/13 (Div)  
at Baltimore, 1/15/12 (Div)

## Highest Punt Return Average, Season, Opponent

10.0 2018 (2-20)

## Highest punt return Average, Game, Opponent, (Minimum 4 returns)

11.7 vs. Oakland, 1/7/17 (WC)

## Lowest Punt Return Average, Season, Opponent

3 2012 (4-12)

## Lowest Punt Return Average, Game, Opponent (Minimum 4 returns)

6.5 at New England, 1/14/17 (Div)

## Most Touchdowns, Punt Returns

None

## Most Touchdowns, Punt Returns, Opponent

None

## KICKOFF RETURNS

## Most, Season

7 2012

## Most, Game

5 at New England, 1/13/13 (Div)  
4 at Baltimore, 1/15/12 (Div)

## Fewest, Season

0 2015

## Fewest, Game

0 vs. Kansas City, 1/9/16 (WC)  
0 vs. Cincinnati, 1/7/12 (WC)

## Most Yards, Season

277 2012

## Most Yards, Game

230 at New England, 1/13/13 (Div)

## Fewest Yards, Season

0 2015

## Fewest Yards, Game

0 vs. Kansas City, 1/9/16 (WC)  
0 vs. Cincinnati, 1/7/12 (WC)

## Highest Average, Season

39.6 2012 (7-277)

## Highest Average, Game (Minimum 4 returns)

46.0 at New England, 1/13/13 (Div) (5-230)

## Lowest Average, Season

0.0 2015 (0-0)

## Lowest Average, Game (Minimum 4 returns)

33.3 at Baltimore, 1/15/12 (Div) (4-133)

## Most Returns, Season, Opponent

9 2012

## Most Returns, Game, Opponent

6 at Kansas City, 1/12/20 (Div)  
vs. Cincinnati, 1/5/13 (WC)  
3 3x - last: at New England, 1/14/17 (Div)

## Fewest Returns, Season, Opponent

0 2018

## Fewest Returns, Game, Opponent

0 vs. Buffalo, 1/4/20 (WC)  
vs. Indianapolis, 1/5/19 (WC)  
1 vs. Kansas City, 1/9/16 (WC)  
at Baltimore, 1/15/12 (Div)  
vs. Cincinnati, 1/7/12 (WC)

## Most Return Yards, Season, Opponent

207 2012

## Most Return Yards, Game, Opponent

156 vs. Cincinnati, 1/5/13 (WC)  
142 at Kansas City, 1/12/20 (Div)  
124 at New England, 1/14/17 (Div)





## Fewest Return Yards, Season, Opponent

0 2018

## Fewest Return Yards, Game, Opponent

0 vs. Buffalo, 1/4/20 (WC)  
vs. Indianapolis, 1/5/19 (WC)

## Highest Return Average, Season, Opponent

106.0 2015 (1-106)

## Highest Return Average, Game, Opponent (Minimum 4 returns)

26.0 vs. Cincinnati, 1/5/13 (WC) (6-156)

## Lowest Return Average, Season, Opponent

0 2018

## Lowest Return Average, Game, Opponent (Minimum 4 returns)

23.7 at Kansas City, 1/12/20 (Div) (6-142)  
26.0 vs. Cincinnati, 1/5/13 (WC) (6-156)

## Most Touchdowns, Kickoff Returns, Season

None

## Most Touchdowns, Kickoff Returns, Game

None

## Most Touchdowns, Kickoff Returns, Season, Opponent

1 2016  
2015

## Most Touchdowns, Kickoff Returns, Game, Opponent

1 Dion Lewis, 98 yards at New England, 1/14/17 (Div)  
Knile Davis, 106 yards vs. Kansas City, 1/9/16 (WC)

## TOTAL TURNOVERS

## Most Giveaways, Season

5 2015 (4 interceptions, 1 fumble)

## Fewest Giveaways, Season

1 2018 (1 interception)

## Most Giveaways, Game

5 vs. Kansas City, 1/9/16 (WC) (4 interceptions, 1 fumble)  
4 at Baltimore, 1/15/12 (Div) (3 interceptions, 1 fumble)  
3 at New England, 1/14/17 (Div) (3 interceptions)

## Fewest Giveaways, Game

0 vs. Oakland, 1/7/17 (WC)  
vs. Cincinnati, 1/7/12 (WC)

## Most Takeaways, Season

6 2016 (5 interceptions, 1 fumble)  
3 2011 (3 interceptions)

## Fewest Takeaways, Season

1 2018 (1 interception)  
2015 (1 interception)  
2012 (1 interception)

## Most Takeaways, Game

3 at New England, 1/14/17 (Div) (2 interceptions, 1 fumble)  
vs. Oakland, 1/7/17 (WC) (3 interceptions)  
vs. Cincinnati, 1/7/12 (WC) (3 interceptions)

## Fewest Takeaways, Game

0 at New England, 1/13/13 (Div)  
at Baltimore, 1/15/12 (Div)

## FUMBLES

## Most Fumbles, Season

4 2019  
3 2016  
2012  
2011

## Most Fumbles, Game

3 at Baltimore, 1/15/12 (Div)  
at New England, 1/13/13 (Div)  
vs. Oakland, 1/7/17 (WC)

## Fewest Fumbles, Season

0 2018

## Fewest Fumbles, Game

0 vs. Indianapolis, 1/5/19 (WC)  
at New England, 1/14/17 (Div)  
vs. Cincinnati, 1/5/13 (WC)  
vs. Cincinnati, 1/7/12 (WC)

## Most Fumbles Lost, Season

2 2019  
1 2015  
2011

## Most Fumbles Lost, Game

1 at Kansas City, 1/12/20 (Div.)  
vs. Buffalo, 1/4/20 (WC)  
vs. Kansas City, 1/9/16 (WC)  
at Baltimore, 1/15/12 (Div)

## Fewest Fumbles Lost, Season

0 2018  
2016  
2012

## Fewest Fumbles Lost, Game

0 6x - last: vs. Indianapolis, 1/5/19 (WC)

## Most Touchdowns, Fumble Recovery, Season

None

## Most Touchdowns, Fumble Recovery, Game

None

## Most Fumbles, Season, Opponent

4 2019  
2011

## Most Fumbles, Game, Opponent

3 at Baltimore, 1/15/12 (Div)  
2 at Kansas City, 1/12/20 (Div)  
vs. Buffalo, 1/4/20 (WC)  
at New England, 1/14/17 (Div)

## Fewest Fumbles, Season, Opponent

0 2018  
2015

## Fewest Fumbles, Game, Opponent

0 4x - last: vs. Indianapolis, 1/5/19 (WC)

## Most Fumbles Lost, Season, Opponent

2 2019



## INTERCEPTIONS

### Most Interceptions, Season

5 2016

### Most Interceptions, Game

3 vs. Oakland, 1/7/17 (WC)  
vs. Cincinnati, 1/7/12 (WC)  
2 at New England, 1/14/17 (Div)

### Fewest Interceptions, Season

0 2019  
1 2018  
2015  
2012

### Fewest Interceptions, Game

0 at Kansas City, 1/12/20 (Div)  
vs. Buffalo, 1/4/20 (WC)  
at New England, 1/13/13 (Div)  
at Baltimore, 1/15/12 (Div)

### Most Interceptions, Season, Opponent

4 2015

### Most Interceptions, Game, Opponent

4 vs. Kansas City, 1/9/16 (WC)  
3 at New England, 1/14/17 (Div)  
at Baltimore, 1/15/12 (Div)

### Fewest Interceptions, Season, Opponent

0 2019  
1 2018

### Fewest Interceptions, Game, Opponent

0 at Kansas City, 1/12/20 (Div)  
vs. Buffalo, 1/4/20 (WC)  
vs. Oakland, 1/7/17 (WC)  
vs. Cincinnati, 1/7/12 (WC)  
1 at New England, 1/13/13 (Div)  
vs. Cincinnati, 1/5/13 (WC)

### Most Interception Return Yards, Season

42 2016

### Interceptions Returned for Touchdowns, Season

1 2011

### Most Interception Return Yards, Game

29 vs. Oakland, 1/7/17 (WC)  
28 vs. Cincinnati, 1/7/12 (WC)

### Interceptions Returned for Touchdowns, Game

1 vs. Cincinnati, 1/7/12 (WC)

### Interceptions Returned for Touchdowns, Season, Opponent

1 2012

### Interceptions Returned for Touchdowns, Game, Opponent

1 vs. Cincinnati, 1/5/13 (WC)

### Most Interception Return Yards, Season, Opponent

58 2016

### Most Interception Return Yards, Game, Opponent

58 at New England, 1/14/17 (Div)  
35 vs. Kansas City, 1/9/16 (WC)  
21 vs. Cincinnati, 1/5/13 (WC)

## SACKS

### Sacks

### Most Sacks, Season

9 2011

### Most Sacks, Game

5 at Baltimore, 1/15/12 (Div)  
4 vs. Cincinnati, 1/7/12 (WC)

### Fewest Sacks, Season

0 2018

### Fewest Sacks, Game

0 vs. Indianapolis, 1/5/19 (WC)  
1 at Kansas City, 1/12/20 (Div)  
at New England, 1/13/13 (Div)  
2 at New England, 1/14/17 (Div)  
vs. Cincinnati, 1/5/13 (WC)

### Most Sacks, Season, Opponent

12 2019  
3 2018  
2016  
2015

### Most Sacks, Game, Opponent

7 vs. Buffalo, 1/4/20 (WC)  
5 at Kansas City, 1/12/20 (Div)  
3 vs. Indianapolis, 1/5/19 (WC)  
at New England, 1/14/17 (Div)  
vs. Kansas City, 1/9/16 (WC)

### Fewest Sacks, Season, Opponent

1 2012

### Fewest Sacks, Game, Opponent

0 vs. Cincinnati, 1/5/13 (WC)  
0 at Baltimore, 1/15/12 (Div)  
0 vs. Oakland, 1/7/17 (WC)

### Passes Defended

### Game

13 vs. Oakland, 1/7/17 (WC)

### Safties

### Season

None

### Game

None

### Game, Opponent

None

## ATTENDANCE

### Home Games

71,800 vs. Kansas City, 1/9/16 (WC)  
71,798 vs. Indianapolis, 1/5/19 (WC)  
71,790 vs. Oakland, 1/7/17 (WC)  
71,738 vs. Cincinnati, 1/5/13 (WC)  
71,725 vs. Cincinnati, 1/7/12 (WC)



71,699 vs. Buffalo, 1/4/20 (WC)

## Away Games

73,503 at Kansas City, 1/12/20 (Div)  
 71,547 at Baltimore, 1/15/12 (Div)  
 68,756 at New England, 1/13/13 (Div)  
 66,829 at New England, 1/14/17 (Div)

## PENALTIES

### Most Penalties, Season

12 2016

### Most Penalties, Game

8 vs. Indianapolis, 1/5/19 (WC)  
 7 3x - last: at Kansas City, 1/12/20 (Div)

### Fewest Penalties, Season

4 2015

### Fewest Penalties, Game

3 at New England, 1/13/13 (Div)  
 at Baltimore, 1/15/12 (Div)

### Most Yards Penalized, Season

140 2016

### Most Yards Penalized, Game

87 at Kansas City, 1/12/20 (Div)  
 vs. Cincinnati, 1/7/12 (WC)  
 75 at New England, 1/14/17 (Div)

### Fewest Yards Penalized, Season

29 2015

### Fewest Yards Penalized, Game

20 vs. Buffalo, 1/4/20 (WC)  
 at New England, 1/13/13 (Div)  
 at Baltimore, 1/15/12 (Div)

### Most Penalties, Season, Opponent

13 2016

### Most Penalties, Game, Opponent

8 vs. Oakland, 1/7/17 (WC)  
 7 vs. Buffalo, 1/4/20 (WC)  
 5 4x - last: at New England, 1/14/17 (Div)

### Fewest Penalties, Season, Opponent

2 2018

### Fewest Penalties, Game, Opponent

0 at Baltimore, 1/15/12 (Div)  
 2 vs. Indianapolis, 1/5/19 (WC)

### Most Yards Penalized, Season, Opponent

113 2016

### Most Yards Penalized, Game, Opponent

64 vs. Buffalo, 1/4/20 (WC)  
 63 vs. Oakland, 1/7/17 (WC)  
 56 at New England, 1/13/13 (Div)

### Fewest Yards Penalized, Season, Opponent

10 2018

### Fewest Yards Penalized, Game, Opponent

0 at Baltimore, 1/15/12 (Div)  
 10 vs. Indianapolis, 1/5/19 (WC)

### Most Penalties, Season, Both Teams

25 2016

### Most Penalties, Game, Both Teams

15 Texans 7 vs. Oakland 8, 1/7/17 (WC)  
 12 Texans 7 vs. Cincinnati 5, 1/5/13 (WC)

### Fewest Penalties, Season, Both Teams

9 2015

### Fewest Penalties, Game, Both Teams

3 Texans 3 at Baltimore 0, 1/15/12 (Div)  
 8 Texans 3 at New England 5, 1/13/13 (Div)  
 Texans 5 vs. Cincinnati 3, 1/7/12 (WC)

### Most Yards Penalized, Season, Both Teams

253 2016

### Most Yards Penalized, Game, Both teams

128 Texans 65 vs. Oakland 63, 1/7/17 (WC)  
 125 Texans 75 at New England 50, 1/14/17 (Div)

### Fewest Yards Penalized, Season, Both Teams

77 2018

### Fewest Yards Penalized, Game, Both Teams

20 Texans 20 at Baltimore 0, 1/15/12 (Div)  
 76 Texans 20 at New England 56, 1/13/13 (Div)

# Game day taste you can't beat



# ESPN

Best **Coke**. Ever?

© 2023 The Coca-Cola Company. "Coke" and "Coca-Cola" are registered trademarks of The Coca-Cola Company.